STUDY AREA 7

COMPLETION, DOCUMENTATION AND REMEDIAL ACTION REPORT



Honeywell International Inc.
101 Columbia Road
Morristown, New Jersey 07962

August 17, 2010

CONTENTS

EXECUTIVE SUMMARY 1

1.0 INTRODUCTION 3
1.1 Purpose and Scope 3
1.2 Project Background 3
1.3 SA-7 Land Development 5
1.4 Structure of the Remediation Organization 5
1.4.1 Roles and Responsibilities 5
1.5 Construction Overview 8

2.0 HEALTH AND SAFETY 9
2.1 Health and Safety Overview 9
2.2 Health and Safety Plan Summary 11
2.3 Air Monitoring Program 11
2.3.1 Air Monitoring Deployment 12
2.3.2 Greenlight Process 13
2.3.3 Air Sampling Analytical Methods 14
2.3.4 Dust Control Performance 15
2.3.4.1 Direct Reading Measurements 15
2.3.4.2 Air Sampling Measurements 15
2.3.4.3 Personal Air Sampling Results 17
2.3.4.4 Mobile Air Sampling Results 19
2.3.4.5 Fixed Device Air Sampling Results 20

3.0 WASTE WATER TREATMENT (CONTRACTS 1 and 2) 21
3.1 Waste Water Treatment Plant Overview 21
3.1.1 System Design and Capacity 21
3.1.2 NJPDES Permit Compliance Requirements 23
3.2 Influent Sources 23
3.3 Plant Effluent 24

4.0 PERIMETER BARRIER (CONTRACT 4) 25
4.1 Barrier Design 25
4.2 Barrier Construction 26
4.3 Barrier Mix Design 27
4.4 Barrier Repairs 27
4.4.1 Temporary Sheet Pile Only Repair 28
4.4.2 Soil-Cement Repair 28
4.5 Barrier Performance 29
4.5.1 Barrier Performance Observations 29
4.5.2 Steel Plates 30
4.5.3 South Barrier Sta. S9+83 30
4.5.4 North Barrier Sta. N8+22 31
4.5.5 North Barrier Sta. N5+70 31

4.5.6 South Barrier Sta. S22+32 31

5.0 EXCAVATION AND BACKFILL (CONTRACT 6) 33
5.1 Excavation and Backfill Sequence and Summary 33
5.2 Excavation – Quantities / Rates / Depth 35
5.3 Groundwater Extraction and Hydrostatic Level Control 35
5.4 Post Excavation Confirmation Sampling 35
5.5 Sample Nomenclature 37
5.5.1 Subgrade Bottom Samples (CF-series samples): 37
5.5.2 Perimeter Barrier Samples (WC-series samples): 37
5.6 Backfill Material 38
5.6.1 Backfill Requirements 38
5.6.2 Backfill Suppliers/Sources 38
5.6.3 Imported Backfill Chemical Compliance 39
5.6.4 Imported Backfill Geotechnical Compliance 39
5.7 Perimeter Pools 39
5.8 Underdrainage System and West Barrier 47

6.0 TRANSPORTATION, TREATMENT AND DISPOSAL (CONTRACT 7) 48
6.1 Transportation, Treatment and Disposal Sequence and Summary 48
6.1.1 Hazardous Waste 48
6.1.1.1 Total Amount of Hazardous Waste Removed from Site: 48
6.1.1.2 Waste Water Treatment Plant (WWTP) Filter Cake Removed from Site: 49
6.2 Non- Hazardous Waste 49

7.0 GROUNDWATER 51
7.1 Deep Overburden and Bedrock Groundwater Pump and Treat Remedy Description 51
7.1.1 Extraction Wells 51
7.1.2 Conveyance System 52
7.1.3 Blower and Aeration Components 53
7.1.4 System Controls 53
7.1.5 Electrical Service 53
7.1.6 Site Restoration 54

8.0 STORMWATER 55
8.1 Stormwater Program Overview 55
8.2 Criteria for Discharging to the Hackensack River 56
8.2.1 Surface Water Sampling Data 57
8.3 Stormwater Monitoring/ Testing 57
8.4 SPPP Management 57

9.0 PERMITS 60
9.1 Permits Summary 60

10.0 SCHEDULE 62

11.0 OPERATION AND MAINTENANCE 63
11.1 Ongoing Feature Summary 63
11.1.1 Positive Outward Gradient 63

11.1.2 Under-Drainage System 63
11.1.3 Structural Bulkhead 63
11.2 Review - Monitoring and Maintenance Requirements 64

TABLES

Table 1.4.1: Roles and Responsibilities
Table 2.1: HSE Overview Annual Summary
Table 2.3.1: SA-7 Air Monitoring Points
Table 2.3.4-A: Air Sampling Statistics - Health and Safety Officer Personnel in Exclusion Zone
Table 2.3.4-B: Air Sampling Statistics - Construction Management Team Personnel in Exclusion Zone
Table 2.3.4-C: Air Sampling Statistics - Statistics for Mobile Devices in Exclusion Zone
Table 2.3.4-D: Air Sampling Statistics - Perimeter Fixed Devices
Table 3.1.2: Current Effluent Limits
Table 6.1.1: Hazardous Waste Removal Summary
Table 6.2.1: Non-Hazardous Waste Removal Summary
Table 7.1.2: Extraction Well Design Pumping Rates
Table 9.1: Permit Summary

FIGURES

Figure 1: Site Plan
Figure 2: Site Location Map
Figure 3: Field Operations Organization Chart
Figure 4: Wastewater Treatment Plant Process Diagram
Figure 5: Progression Chart for Excavation and Backfill
Figure 6: Perimeter Pools

APPENDICES

A: Representative Photographs/Project Transmittal Log
B: Health and Safety Documentation
C: Perimeter Hydraulic Barrier Documentation
D: Excavation and Backfill Documentation
E: Transportation, Treatment & Disposal Documentation
F: Groundwater Documentation
G: Stormwater Documentation
H: Waste Water Treatment Documentation
I: Master Schedule - Final

EXECUTIVE SUMMARY

This report summarizes the activities performed to remediate Study Area 7 in Jersey City, New Jersey from 2005 to 2009. The remediation was performed by Honeywell contractors to comply with a court order to remove all materials containing hexavalent chromium in excess of 240 parts per million (ppm). Work was conducted in accordance with the Court Remedy 100% Design dated September 24, 2004. Major remedy components included:

- Implementation of Health and Safety Plan and Perimeter Air Monitoring Program.
- Construction of wastewater treatment plant to treat both shallow and deep groundwater extracted during the excavation remedy.
- Construction of the hydraulic barrier wall around the site perimeter.
- Removal and offsite transportation and disposal of approximately 1.30 million tons of COPR fill.
- Placement of approximately 1.55 million tons of clean backfill to restore site grades.
- Construction and implementation of deep overburden and bedrock groundwater extraction and treatment system and subsequent treatment of the groundwater in the wastewater treatment plant.
- Monitoring of wastewater and stormwater discharges in accordance with applicable permits.

Although the court order required removal of all materials greater than 240 ppm hexavalent chromium, the remedial action achieved compliance with the New Jersey Department of Environmental Protection current most stringent soil cleanup criteria of 20 ppm, with the exception of a limited area at the bulkhead along the Hackensack River and a few locations at the perimeter barrier wall.

Ongoing monitoring and maintenance requirements include implementation of Long-Term Monitoring Plan for the Deep Overburden and Bedrock Groundwater Remedy, with annual progress reporting.

The Completion and Documentation Report will serve to act as a single reference source for key and pertinent project documentation including record drawings of key site features as well as recordkeeping for key site documents such as listing of RCRA waste manifests, air monitoring results etc.

Figure 1: Site Plan

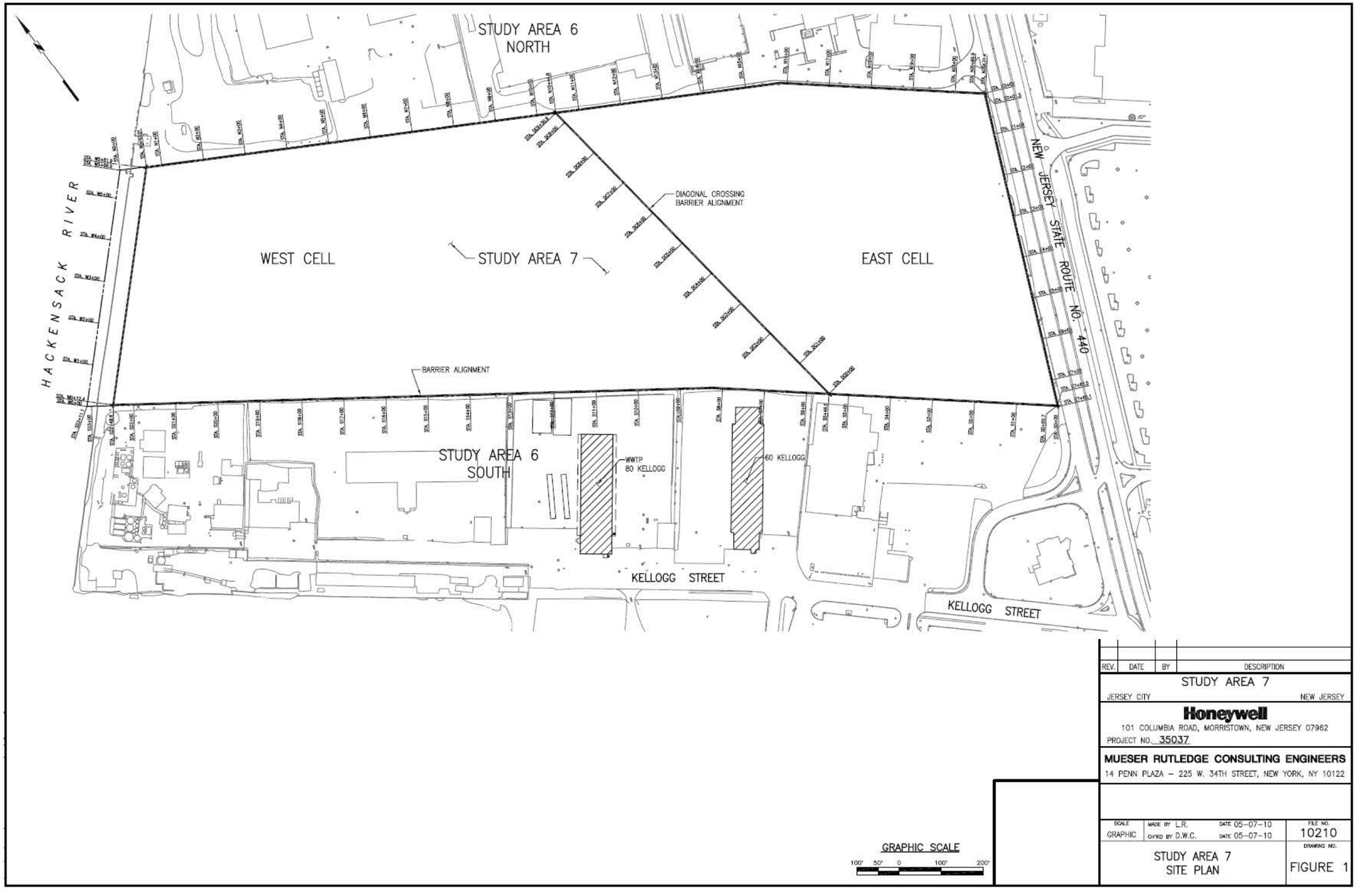

1.0 INTRODUCTION

1.1 Purpose and Scope

The purpose of this Completion, Documentation and Remedial Action Report is to summarize the history, design, and implementation, and document the successful execution of remediation of Honeywell's Study Area 7 property in Jersey City, New Jersey.

1.2 Project Background

Study Area 7 (SA-7) is a 34 acre parcel of man-made land located west of State Route 440 and north of Kellogg St. in Jersey City, New Jersey. The site is bordered by the Jersey City municipal facilities of the Jersey City Incinerator Authority (JCIA), Jersey City Municipal Utilities Authority (JCMUA), and Jersey City Department of Public Works (JCDPW) to the north, and is bordered by various former industrial/commercial facilities to the south (see Figure 2).

In May 2003, a Federal court ruling directed Honeywell to excavate and dispose of Chromite Ore Processing Residue (COPR) fill that had been placed to create the site. COPR is a soil-like material that contains a mixture of hexavalent and trivalent chromium compounds.

From the early 1900s to 1954, the Mutual Chemical Company operated a chromite ore processing facility east of Route 440, currently where a shopping center housing the Home Depot and Furniture retail store are located. The processing facility produced chromium products that were essential ingredients in hardened steel and stainless steel, and other commercial and retail products. The process produced a waste known as COPR.

The Mutual Chemical Company deposited COPR on SA-7. Honeywell became the responsible party for the site through a series of business transactions and mergers. SA-7 contained approximately one million cubic yards (weighing 1.30 million tons) of COPR. The court ruling required excavation, removal, treatment, and disposal of all materials on SA-7 which contain more than 240 ppm hexavalent chromium. Honeywell, in performing the remediation at SA-7 elected to remove all COPR to a level of 20 ppm. A complete summary of the excavation data is contained in the appendices.

Figure 2: Site Location Map

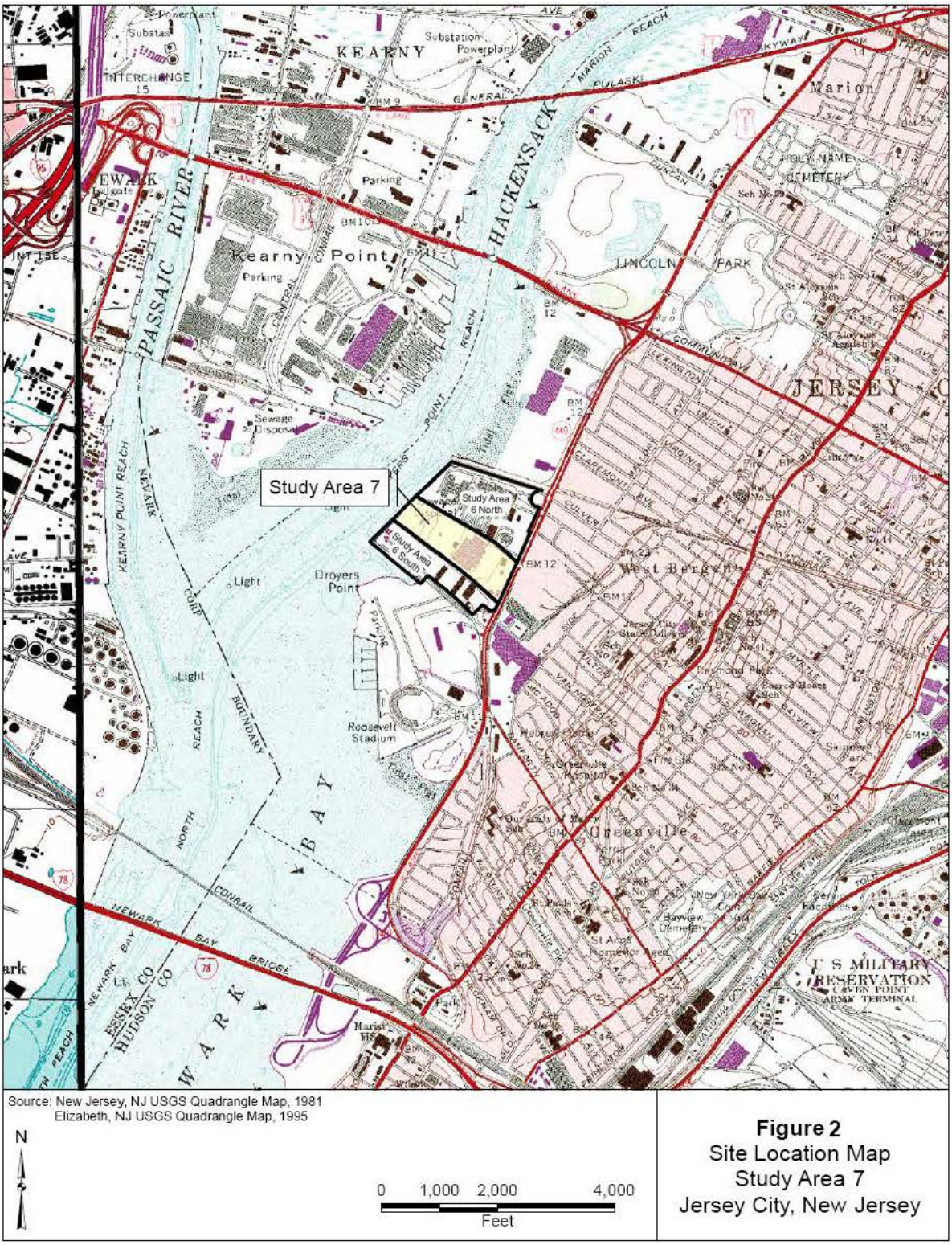

1.3 SA-7 Land Development

The SA-7 land and surrounding area originally consisted of tidal flats along the Hackensack River that was developed by placement of fill. The fill at SA-7 was bounded by Kellogg Street properties along the south property line, a timber bulkhead along the Hackensack River (the west property line is outboard of the existing timber bulkhead), present day municipal properties along the north property line and State Route 440 along the east property line. The Kellogg Street and municipal properties (referred to as SA-6 South and North) were also created by filling into the Hackensack River. The COPR fill at SA-7 was placed over many years by hydraulic methods from the former Mutual Chemical plant.

A fine sandy silt "original fill," identified herein as "Stratum O," was placed in the 1920's hydraulically, from the River (west bulkhead) for disposal of Hackensack River dredge spoils. Natural deposits below these fills include an organic clay and peat (Stratum D), glacial outwash sands (Strata S1 and S2), red glacial clay (Stratum RC), and glacial till (Stratum T). Site stratigraphy was defined on Contract Drawings 1200-R through 1212-R.

Stratum D organic clay and peat, a low permeability layer with the ability to convert hexavalent chromium (CrVI) to tri-valent chromium (CrIII), was encountered across the entire SA-7 site. The low-permeability nature of Stratum D separated shallow groundwater (above Stratum D) from deep groundwater (below Stratum D). Shallow groundwater levels were higher than the deep groundwater level.

1.4 Structure of the Remediation Organization

1.4.1 Roles and Responsibilities

The following parties were involved in the construction of the Study Area 7 Remediation (see Figure 3 Field Operations Organization Chart):

Table 1.4.1
Roles and Responsibilities

Party	Responsibility
Honeywell	Overall compliance with court-ordered remediation
Mueser Rutledge Consulting Engineers	Engineer of Record, Design, Contract Documents, Construction Inspection
Emilcott Associates	Health and Safety Oversight
de Maximis	Overall Site Construction Management

Arecon	Manifests, and Management of Excavation Spoils Disposal
Parsons	Surface Water Monitoring Management of Wastewater Treatment Plant Discharge Permit Compliance
Raito, Inc.	Construction of hydraulic barrier
Entact	Excavation of COPR Imported backfill purchase and placement Dewatering and Groundwater Extraction
MACTEC	Tracking of schedule Tracking of post-excavation compliance testing backfill chemistry review
US Ecology	Transportation, Treatment and Disposal of COPR

Figure 3: Field Operations Organization Chart

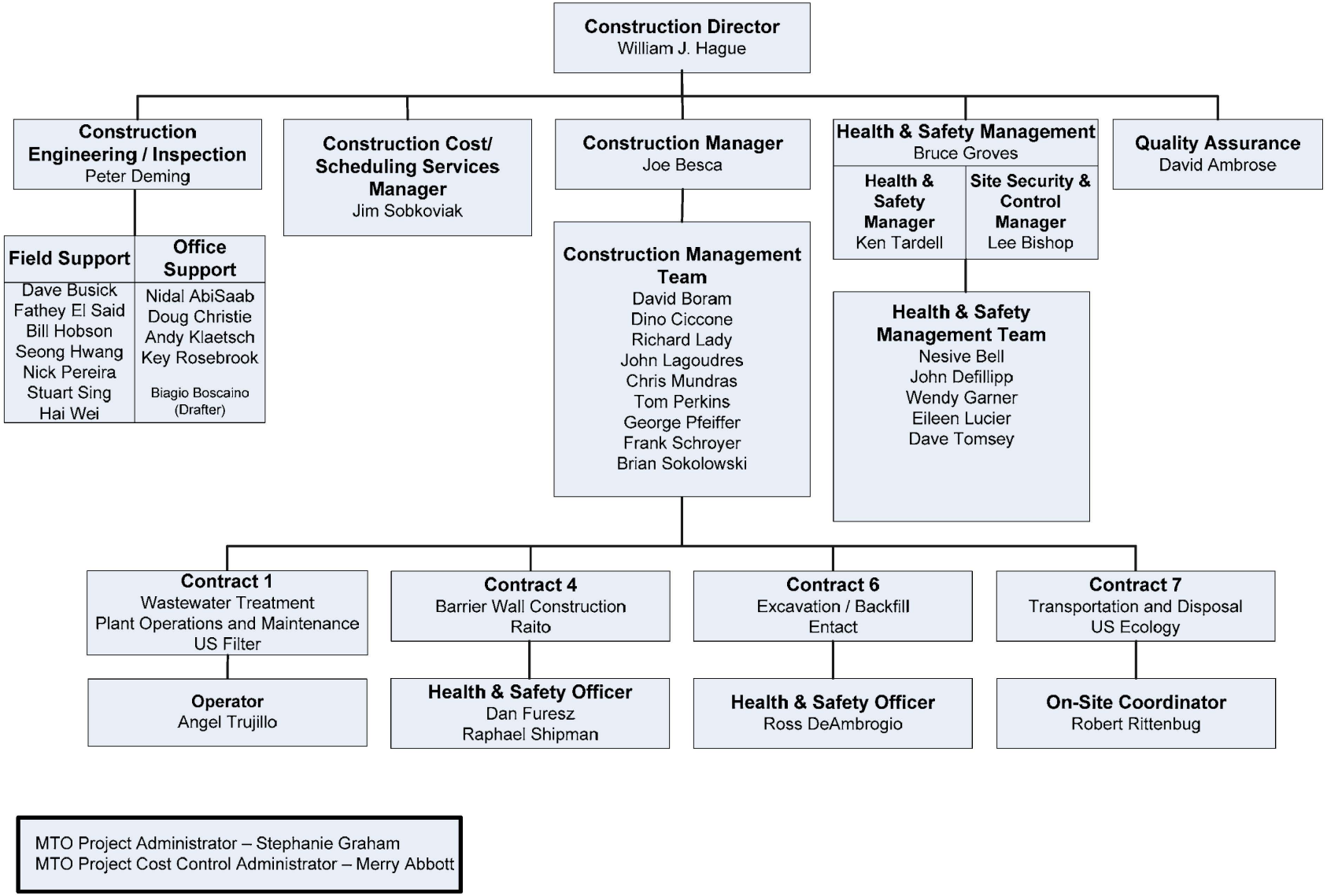

1.5 Construction Overview

The remedial construction project was completed from 2005 to 2009 and included the following major remedy components:

- Implementation of Health and Safety Plan and Perimeter Air Monitoring Program.
- Construction of wastewater treatment plant to treat both shallow and deep groundwater extracted during the excavation remedy.
- Construction of the hydraulic barrier wall around the site perimeter.
- Removal and offsite transportation and disposal of approximately 1.30 million tons of COPR fill.
- Placement of approximately 1.55 million tons of clean backfill to restore site grades.
- Construction and implementation of deep overburden and bedrock groundwater extraction and treatment system and subsequent treatment of the groundwater in the wastewater treatment plant.
- Monitoring of wastewater and stormwater discharges in accordance with applicable permits.

A site plan showing key major features of the remedial action is included as Figure 1. Representative photographs and list of project document transmittals are included in Appendix A.

2.0 HEALTH AND SAFETY

2.1 Health and Safety Overview

From the investigation phase of the project through the initial site preparation, Site Health and Safety (H&S) and air monitoring was managed by RTP Environmental. Emilcott directed Site Health and Safety for construction, beginning April, 2005. Emilcott became responsible for perimeter and mobile air monitoring beginning December, 2005.

Direct responsibility for employee safety was retained by each contractor. The contractors' responsibilities included:

- Preparing a site-specific HASP and safety procedures.
- Ensuring that each employee was properly trained in hazardous waste operations and emergency response (HAZWOPER) and all other appropriate construction safety regulations.
- Ensuring that each employee was included in a medical surveillance program consisting of pre-assignment, annual and exit physicals.
- Providing daily "toolbox talk" safety instruction.
- Conducting personal air sampling of employees to monitor exposure to airborne hazards.
- Providing Personal Protective Equipment (PPE) as needed.
- Ensuring employee compliance with site and contractor safety rules.
- Conducting an incident investigation and providing an incident report to Site H&S in the event of an employee injury, property damage, or near miss incident.

Site H&S (RTP/Emilcott) responsibilities included:

- Preparing and updating the site HASP.
- Operating perimeter (fixed) and mobile air monitoring stations.
- H&S oversight of Honeywell and Site Management Team personnel on site.
- Conducting personal air sampling on site management team personnel with potential exposures to airborne hazards.
- Providing initial site orientation training to new staff.
- Reviewing and approving contractor HASPs and safety procedures.
- Conducting inspections of site activities to ensure contractor compliance with the HASP and all applicable OSHA regulations.
- Receiving, reviewing and approving contractor incident reports.
- Tracking and reporting site manhours and incident rates.
- Maintaining employee training and medical surveillance records.

- Overseeing the site security contractor (Wackenhut).
- Issuing access/ID badges and monitoring site access.

During the excavation phase of the project, the site H&S team consisted of:

- Security and Site Control Manager (Lee Bishop).
- Health and Safety Manager (Ken Tardell).
- From one to three additional Health and Safety Officers (HSOs), depending on the level of site activity.

At any time active excavation was taking place, there was one HSO stationed in or near the Exclusion Zone (EZ) to monitor activities and ensure proper compliance with all requirements of the HASP. In particular, the HSO would be watching for proper PPE usage and proper decontamination of personnel and equipment leaving the EZ, as well as monitoring general safety conditions. Any concerns noted were communicated to the Construction Manager.

During the course of the project, 764,929 manhours were worked on site. There were 4 OSHA recordable incidents, 1 of which resulted in lost or restricted work days. This calculates out to a Total Recordable Rate of 1.05 and an LRWD rate of 0.26. Annual details are summarized in the table below:

Table 2.1
HSE Overview Annual Summary

Year	Man Hours	Total Recordable Incidents		Lost/Restricted Work Day Incidents	
		Number	TR Rate	Number	LRWD Rate
2005	232,900	0	0	0	0
2006	158,836	2	2.51	1	1.26
2007	136,251	2	2.94	0	0
2008	131,496	0	0	0	0
2009	105,446	0	0	0	0
Project Total	**764,929**	**4**	**1.05**	**1**	**0.26**

An Air Monitoring Program was carried out to monitor potential employee exposure to airborne chromium contamination. The Air Monitoring Program is discussed in Section 2.3 below. In the course of the entire project, there were no recorded employee exposures above the OSHA Permissible Exposure Limit (PEL).

2.2 Health and Safety Plan Summary

Health and Safety on the SA-7 site was controlled by a master HASP. Each site contractor was required to prepare and submit a HASP for their specific work requirements which was compatible with the master HASP. The master HASP was originally prepared by RTP Environmental Associates; Emilcott revised the HASP in April, 2005, and updated the HASP during project execution.

The purpose of the HASP was to identify known and anticipated hazards arising from the remediation work. The HASP defined work requirements to protect employees from site hazards, and defined the minimum PPE requirements, decontamination requirements for personnel, construction equipment, and transport equipment, and procedures to be followed in the event of an incident. The HASP contains the Air Monitoring Plan, the Emergency Response Plan, the Confined Space Entry and Lockout/Tagout Plans, and Standard Operating Procedures for Hot Work Permits and Trench Safety.

The Table of Contents of the master HASP is provided in Appendix B.

Whenever any contractor brought any hazardous material onto the site, the contractor was required to have a Material Safety Data Sheet (MSDS) for that material on site. They were also required to submit a copy of the MSDS to H&S. H&S maintained these copies in the Safety Office. MSDS submitted by the contractors to site H&S are listed in Appendix B.

2.3 Air Monitoring Program

The goals of the air monitoring program were to (1) protect the surrounding community from fugitive emissions of hexavalent chromium (CrVI) particulates associated with COPR which makes up the hazardous waste material at the site, and to (2) protect the workers at the site from the inhalation hazards of CrVI.

The air monitoring program was carried out by using two different particulate screening methods. The first technique employed general (total) particulate measuring device located in both fixed and mobile locations about the site and indicated total dust levels in the air in “real-time” or immediately (direct-reading) as it was measured. Direct-reading measurements were made continuously at a rate of more than one every second while active excavation of COPR material was conducted. The particulate air monitoring coverage encompassed every work day from before work started in the morning, until after work was completed for the day.

The second monitoring technique used at the site (air sampling) was conducted to measure both total particulate and CrVI in the air. CrVI is the contaminant of concern at the SA-7 site. The method used involved continuous, active air sampling, collection of dust on a filter, and analysis at a certified lab with results expressed as amounts of total dust and CrVI per cubic meter of air. This air sampling coverage continued uninterrupted from January 2006 until the completion of the removal of contaminated material. The 24-hour duration of the air sampling allowed for the detection and quantification of potential CrVI emissions that occurred during excavation, and those from fugitive

emissions that may have occurred after working hours such as blowing dust stirred from the surface of the site.

Almost 8,500 air samples were collected and analyzed over the course of the remediation project. The results show that no excessive concentrations of CrVI crossed the perimeter of the SA-7 site. In addition, no workers at the site were exposed to excessive concentrations of CrVI.

2.3.1 Air Monitoring Deployment

- **Direct Reading**
  Nine Thermo DataRAM 4s (DR4s) were placed at fixed locations (Fixed Devices) inside, at the perimeter, and outside of the SA-7 site. Four mobile devices (MD) DR4s were placed around each active excavation. Dust level measurements were continuously monitored during intrusive (soil disturbance) activities in suspected CrVI contaminated materials. The DR4s were started each workday about 30 minutes before work began, and turned off each workday after intrusive activities were completed for the day. During periods of significant rain, snow, high humidity or the absence of intrusive work, the DR4s were not operated.

  The DR4s measured amounts of particulate (dust) in the air. The dust measurement was used as a surrogate for CrVI concentrations since there is no equipment available that provides real-time measurements of CrVI in air. Using CrVI concentration levels in the site materials, dust levels were calculated at which CrVI might approach unacceptable concentrations in air. These dust levels were presented in the Site Specific Health and Safety Plan (HASP), before excavation began at the site. As long as direct-reading particulate levels were kept below these levels the resulting CrVI levels were accepted as being safe.

  The DR4s collected outside air that was drawn through an Omni-directional air intake piece, run through a PM-10 impactor, through a heating tube (to lessen the impact of moisture), measured by lasers, and the results were logged by the DR4.

- **Air Sampling**
  Air samples were collected at seven of the nine fixed perimeter locations. Each sample was taken for 24-hours a day, every day of the week, and every week of the year. Samples were allowed to run uninterrupted over the weekends. Samples placed out on Friday morning were swapped out on Monday morning.

  In addition, air samples were collected every Tuesday and Thursday at each of the four mobile locations, on the Health and Safety Officer (HSO), and on the Construction Management Team (CMT) member working inside the Exclusion Zone (EZ - primary active excavation area).

The locations of each of the DR4s and air sampling devices are described in the table below:

Table 2.3.1
SA-7 Air Monitoring Points

Location of Fixed and Mobile Air Monitoring Devices	Alignment and Sampling Activity
FD1: East End of Bowling Alley Parking Lot @ Route 440	Perimeter of site Air sampling location
FD4: Southwest Corner of SA-7 @ Hackensack River	Perimeter of site Air sampling location
FD5: Old Southern Entrance to SA-7	Perimeter of site No Air sampling
FD6: North Fenceline, East end of SA-7	Perimeter of site Air sampling location
FD7: North Fenceline, East of 'Diagonal'	Perimeter of site No Air Sampling
FD8: Southwest Corner of Building 60 K – Street Side	Adjacent to site Air sampling location
FD9: Northwest Corner of Home Depot Property @ Route 440	Adjacent to site Air sampling location
FD10: Southeast Corner of MUA Administration Building	Adjacent to site Air sampling location
FD11: Southwest Area of JCDPW	Adjacent to site Air sampling location
MD20: Mobile North of Primary Excavation	Inside Exclusion Zone Air sampling Tuesdays and Thursdays
MD21: Mobile East of Primary Excavation	Inside Exclusion Zone Air sampling Tuesdays and Thursdays
MD22: Mobile West of Primary Excavation	Inside Exclusion Zone Air sampling Tuesdays and Thursdays
MD23: Mobile South of Primary Excavation	Inside Exclusion Zone Air sampling Tuesdays and Thursdays

2.3.2 Greenlight Process

The air monitoring devices were continuously observed in the Safety Office by an HSO operating a computer-based telemetry system which made it possible to see the dust measurements of every DR4 in use in the field at the same time, as they occurred. This system, developed by Emilcott, allowed for current and 15-minute intervals of dust readings to be displayed on the computer in the SO. The system also indicated each of the locations of the DR4s on an aerial site map.

In the morning, the DR4s were activated using the Greenlight System. The Greenlight system then made it possible for the Health and Safety team to monitor all dust readings and respond to every significant increase in dust levels on a rapid basis. Calls were made to the field HSO to direct investigative and

dust suppressive activities where significantly elevated dust levels were indicated. Cameras were also employed in surveying the site for activities generating particulates. The field HSO could direct dust suppression or activity termination options via cell-phone communication with the contractor associated with the dust generation.

At the end of each workday, dust measurements were downloaded from the field DR4s, and the instruments were turned off through the Greenlight System. The average and maximum dust levels for the day on each DR4 was identified in a written daily report sent to the Construction Manager (CM) each following morning. Fifteen-minute excursions of the Warning Level and/or the Action Level were communicated to the CM by phone or in person when they occurred.

Finally, daily charts were made of the activity for each DR4, which were then posted on the website for SA-7: http://www.441route440.com.

2.3.3 Air Sampling Analytical Methods

All air samples were submitted to The Travelers Industrial Hygiene Laboratory which is accredited by the American Industrial Hygiene Association (AIHA). Air samples that were collected on Mondays, Tuesdays, and Wednesdays, were sent to the lab on Thursdays. Air samples that were placed out on Thursdays and Friday were sent to the lab on Mondays. The lab analyzed the samples for total dust via method NIOSH 0500 and for CrVI via a modified method OSHA ID 215. These methods were developed for such purposes by the Occupational Safety and Health Administration (OSHA) and by the National Institute for Occupational Safety and Health (NIOSH).

Analytical results were returned to SA-7, where they were entered into spreadsheets and periodically reported to SA-7 personnel, Honeywell Management, and groups monitoring SA-7 activities for community oversight. All analytical results are presented in Section 2.3.4 and in Appendix B of this report.

Before January of 2006, five air samples were taken during workday activities at five perimeter locations on five days of each month. Large scale removal of contaminated material did not begin until April of 2006.

Beginning in January of 2006, air samples were taken at seven fixed locations out in the field 24-hours a day, every day of the week, in every type of weather, 365-days of the year. This continued until the removal of the last contaminated material in September of 2009. Samples were placed out each day before work began in the morning Monday through Friday. Samples were swapped-out the following morning. Samples placed out on Friday morning were picked up on Monday morning when the cycle began again. The air sampling pumps were calibrated daily except during the weekend or during significant rainfall events.

2.3.4 Dust Control Performance

The air monitoring program utilizing the DR4s at SA-7 demonstrated that excessive levels of total dust (and by association, CrVI) were not created during the excavation activities on SA-7. The air monitoring program utilizing the air sampling technology proved that excessive levels of CrVI were not generated during the excavation activities on SA-7

2.3.4.1 Direct Reading Measurements

A particulate air monitoring Warning Level was set at 250 micrograms per cubic meter (250 ug/m3). Dust measurements reaching this level, made by a DR4, would instigate the Health and Safety team to institute aggressive dust suppression activities in order to reduce the amount of dust generated by the causative event.

A particulate air monitoring Action Level was set at 548 ug/m3. Dust measurements reaching this level, made by a DR4, would cause the Health and Safety team to order the suspension of activities generating dust at the causative event location.

There was never an excursion of these levels caused by the excavation of COPR material. Agents that did cause excursion events were associated with engine exhaust, water spray, oil mist generated by the vacuum motor of the VacTruck, the sawing of asphalt, and aerosols generated by the application of asphalt. These types of excursions were identified, photographed, and entered into the Excursion Log. If air samples were being collected at the excursion location, the CrVI results were entered into the Excursion Log after they were received.

2.3.4.2 Air Sampling Measurements

The air sampling component of the air monitoring plan resulted in the quantification of CrVI levels in the EZ while intrusive work was being conducted, at the fence line of the site, and at off-site locations around the site. These levels were measured at the perimeter locations both during working hours and during periods when there was no work being conducted at the site.

In May of 2005, Honeywell began conducting air sampling on workers at the site. This personal air sampling was conducted in addition to the air sampling already being conducted by each contractor for their own employees. Workers were chosen who represented most of the job titles at the site whose activity placed them in potential contact with COPR and thus had opportunities for some level of CrVI inhalation exposure.

There were no excursions of the OSHA Permissible Exposure Level (PEL) for CrVI of 5 ug/m3 for workers at the site, or the 0.420 ug/m3 Action Level used for potential community exposures. The graphs indicating the concentration of CrVI found at each sample location can be found on the Website for SA-7.

The results of the air monitoring program are summarized in Sections 2.3.4.3 – 2.3.4.5. Statistics and graphic presentation of air monitoring program data are included in this Report as Appendices B-5 through B-6. Each year is organized by Personal air sampling results, Mobile Device air sampling results, and Fixed Device air sampling results. The Personal air sampling results are categorized for Health and Safety Officers (HSO) and Construction Management Team (CMT) observers.

For HSOs working in the EZ, 373 personal air samples were taken between April 2006 and October 2009. Sixty-one percent of these samples were found to contain measureable amounts of CrVI with 95% of these containing less than 0.145 ug/m3 of CrVI. The highest potential concentration measured was 0.330 ug/ m3.

For CMTs working in the EZ, 334 personal air samples were taken between April 2006 and October 2009. Of these samples, 64% were found to contain measureable amounts of CrVI. Ninety-five percent of these measureable samples contained CrVI at less than 0.096 ug/m3. The highest potential concentration measured was 0.18 ug/ m3.

For air samples taken at the four Mobile devices deployed in the EZ, 1,435 area air samples were taken between April 2006 and October 2009. Of these samples, 26% were found to contain measureable amounts of CrVI. Ninety-five percent of these measureable samples contained CrVI at less than 0.050 ug/m3. The highest area concentration level measured was 0.12 ug/ m3.

During the period between January of 2005 and October 2009, 6,117 Fixed Device area air samples were collected by the seven perimeter devices. Of these samples, 23% were found to contain measureable amounts of CrVI. Ninety-five percent of these measureable samples indicated CrVI at less than 0.011 ug/m3. The highest area concentration level measured was 0.059 ug/ m3.

Based on the results of these air samples taken over the entire range of the COPR excavation activity at the Honeywell SA-7 site, neither the workers with direct contact with the COPR materials, nor the community working and living around the SA-7 site, were potentially exposed to increased airborne concentrations of hexavalent chromium released from the SA-7 site.

2.3.4.3 Personal Air Sampling Results

Table 2.3.4-A
Air Sampling Statistics
Health and Safety Officer Personnel in Exclusion Zone

Metric	**CrVI (µg/m3) Concentration**			
Year	**2006**	**2007**	**2008**	**2009**
Number of Samples	**117**	**91**	**99**	**66**
# Below Detectable Limits	89	27	11	19
# of Detectable Samples	**28**	**64**	**88**	**47**
Percent Detectable	**24%**	**70%**	**89%**	**71%**
Minimum Detectable Value	**0.0083**	**0.0072**	**0.0070**	**0.0070**
10th Percentile	0.0107	0.0086	0.0134	0.0091
20th Percentile	0.0124	0.0126	0.0180	0.0101
30th Percentile	0.0140	0.0169	0.0221	0.0120
Mean Detectable Value	**0.0247**	**0.0373**	**0.0467**	**0.0272**
Median Detectable Value	**0.0200**	**0.0225**	**0.0285**	**0.0200**
70th Percentile	0.0240	0.0404	0.0430	0.0280
80th Percentile	0.0348	0.0502	0.0546	0.0328
90th Percentile	0.0507	0.0890	0.1023	0.0468
95th Percentile	**0.0577**	**0.1185**	**0.1500**	**0.0560**
Maximum Detectable Value	**0.0730**	**0.1600**	**0.3300**	**0.2100**
OSHA PEL	**5.0**	**5.0**	**5.0**	**5.0**

Table 2.3.4-B
Air Sampling Statistics
Construction Management Team Personnel in Exclusion Zone

Metric	CrVI (µg/m3) Concentration			
Year	**2006**	**2007**	**2008**	**2009**
Number of Samples	**81**	**91**	**95**	**67**
# Below Detectable Limits	60	27	10	24
# of Detectable Samples	**21**	**64**	**85**	**43**
Percent Detectable	**26%**	**70%**	**89%**	**64%**
Minimum Detectable Value	**0.0061**	**0.0060**	**0.0074**	**0.0079**
10th Percentile	0.0071	0.0076	0.0104	0.0094
20th Percentile	0.0100	0.0094	0.0148	0.0120
30th Percentile	0.0140	0.0120	0.0170	0.0140
Mean Detectable Value	**0.0222**	**0.0284**	**0.0345**	**0.0225**
Median Detectable Value	**0.0160**	**0.0180**	**0.0260**	**0.0190**
70th Percentile	0.0220	0.0301	0.0368	0.0254
80th Percentile	0.0300	0.0394	0.0484	0.0306
90th Percentile	0.0420	0.0641	0.0602	0.0350
95th Percentile	**0.0550**	**0.0959**	**0.0934**	**0.0516**
Maximum Detectable Value	**0.0760**	**0.1700**	**0.1800**	**0.0740**
OSHA PEL	**5.0**	**5.0**	**5.0**	**5.0**

2.3.4.4 Mobile Air Sampling Results

Table 2.3.4-C
Air Sampling Statistics
Statistics for Mobile Devices in Exclusion Zone

Metric	CrVI (µg/m3) Concentration			
Year	**2006**	**2007**	**2008**	**2009**
Number of Samples	**386**	**356**	**405**	**288**
# Below Detectable Limits	343	252	223	248
# of Detectable Samples	**43**	**104**	**182**	**40**
Percent Detectable	**11%**	**29%**	**45%**	**14%**
Minimum Detectable Value	**0.0055**	**0.0056**	**0.0057**	**0.0066**
10th Percentile	0.0061	0.0071	0.0075	0.0076
20th Percentile	0.0067	0.0076	0.0088	0.0081
30th Percentile	0.0070	0.0086	0.0094	0.0086
Mean Detectable Value	**0.0132**	**0.0158**	**0.0155**	**0.0163**
Median Detectable Value	**0.0086**	**0.0120**	**0.0120**	**0.0115**
70th Percentile	0.0110	0.0150	0.0160	0.0150
80th Percentile	0.0120	0.0184	0.0190	0.0172
90th Percentile	0.0204	0.0280	0.0249	0.0211
95th Percentile	**0.0519**	**0.0379**	**0.0309**	**0.0306**
Maximum Detectable Value	**0.0690**	**0.1200**	**0.0880**	**0.1200**
OSHA PEL	**5.0**	**5.0**	**5.0**	**5.0**

2.3.4.5 Fixed Device Air Sampling Results

Table 2.3.4-D
Air Sampling Statistics
Perimeter Fixed Devices

Metric	CrVI (µg/m3) Concentration				
Year	**2005**	**2006**	**2007**	**2008**	**2009**
Number of Samples	**265**	**1100**	**1763**	**1756**	**1233**
# Below Detectable Limits	239	992	1249	880	1036
# of Detectable Samples	**26**	**108**	**514**	**876**	**197**
Percent Detectable	**10%**	**10%**	**29%**	**50%**	**16%**
Minimum Detectable Value	**0.0024**	**0.0008**	**0.0006**	**0.0006**	**0.0006**
10th Percentile	0.0028	0.0011	0.0011	0.0016	0.0010
20th Percentile	0.0035	0.0013	0.0014	0.0025	0.0016
30th Percentile	0.0038	0.0018	0.0020	0.0030	0.0023
Mean Detectable Value	**0.0089**	**0.0037**	**0.0031**	**0.0047**	**0.0030**
Median Detectable Value	**0.0066**	**0.0027**	**0.0028**	**0.0042**	**0.0029**
70th Percentile	0.0125	0.0039	0.0036	0.0055	0.0036
80th Percentile	0.0150	0.0053	0.0041	0.0066	0.0043
90th Percentile	0.0175	0.0073	0.0052	0.0082	0.0047
95th Percentile	**0.0203**	**0.0096**	**0.0064**	**0.0100**	**0.0057**
Maximum Detectable Value	**0.0240**	**0.0180**	**0.0100**	**0.0590**	**0.0160**
Perimeter Action Level	**0.420**	**0.420**	**0.420**	**0.420**	**0.420**
Community Exposure PEL	**0.5**	**0.5**	**0.5**	**0.5**	**0.5**

3.0 WASTE WATER TREATMENT (CONTRACTS 1 and 2)

A waste water treatment plant capable of treating groundwater from shallow and deep dewatering operations, decontamination water, truck wash water and contaminated storm water was required to be operational prior to construction of the perimeter barrier and the main excavation. A design-build contract defining performance criteria was assembled by Honeywell for competitive bidding. U.S. Filter provided a design build operate system (Contract 1) which was installed into the renovated trucking terminal at the north end of 80 Kellogg St. building. Conti performed the renovations to the terminal and WWTP service areas at 80 Kellogg St. (Contract 2). Conti under a subcontractor agreement with U.S. Filter installed the U.S. Filter process equipment into the renovated 80 Kellogg St. building. Documentation regarding the wastewater treatment plant including as-built drawings is included in **Appendix H.**

3.1 Waste Water Treatment Plant Overview

Design criteria were developed using the historic water quality data from the shallow wells and deep wells, and assumptions of water quality for decontamination wash water, truck wash water and collected storm water. No historic data indicated tannin laden water encountered on the floor of the excavation would be encountered. The chemistry of the shallow groundwater extracted from COPR contained high carbonate concentrations not present in deep groundwater.

3.1.1 System Design and Capacity

The treatment system was designed to reduce hexavalent chromium to trivalent chromium and filter the chromium to meet a 50 ppb total chromium effluent limit. A Process Flow Diagram is shown in Figure 4. In order to accommodate wet weather flows, equalization was provided by seven integrated ModuTanks for a total storage volume of 336,000 gallons. The plant removes heavy metals (Chromium) as follows: metals are reduced in the first reaction tank by lowering the pH with sulfuric acid and sodium bisulfite addition. Lime is added to form a metal hydroxide precipitant which is filtered by microfilters. The filtrate is thickened in sludge thickeners and a plate and frame filter press produces dry filter cake for disposal. The filtered wastewater is pH adjusted with acid and air sparged prior to discharge to the Hackensack River.

The capacity of the treatment plant has been determined by a combination of both hydraulic loading and chromium mass loading of the influent sources. The plant was originally designed for a maximum hydraulic capacity of 192 gallons per minute (gpm) to handle construction water and storm water from significant rainfall events. However, with the addition of higher chromium concentrations in the influent due to the Ground Water Extraction and Treatment (GWET) system the actual flow rate of 125 gpm is considered a reasonable upper bound sustainable plant hydraulic capacity.

The maximum, sustainable chromium mass balance loading rate of the treatment plant was determined from actual operating data at about 110 lbs/day while the maximum, short term, chromium mass loading rate is about 125 lbs/day.

Figure 4: Wastewater Treatment Plant for Chromium Remediation Process Diagram

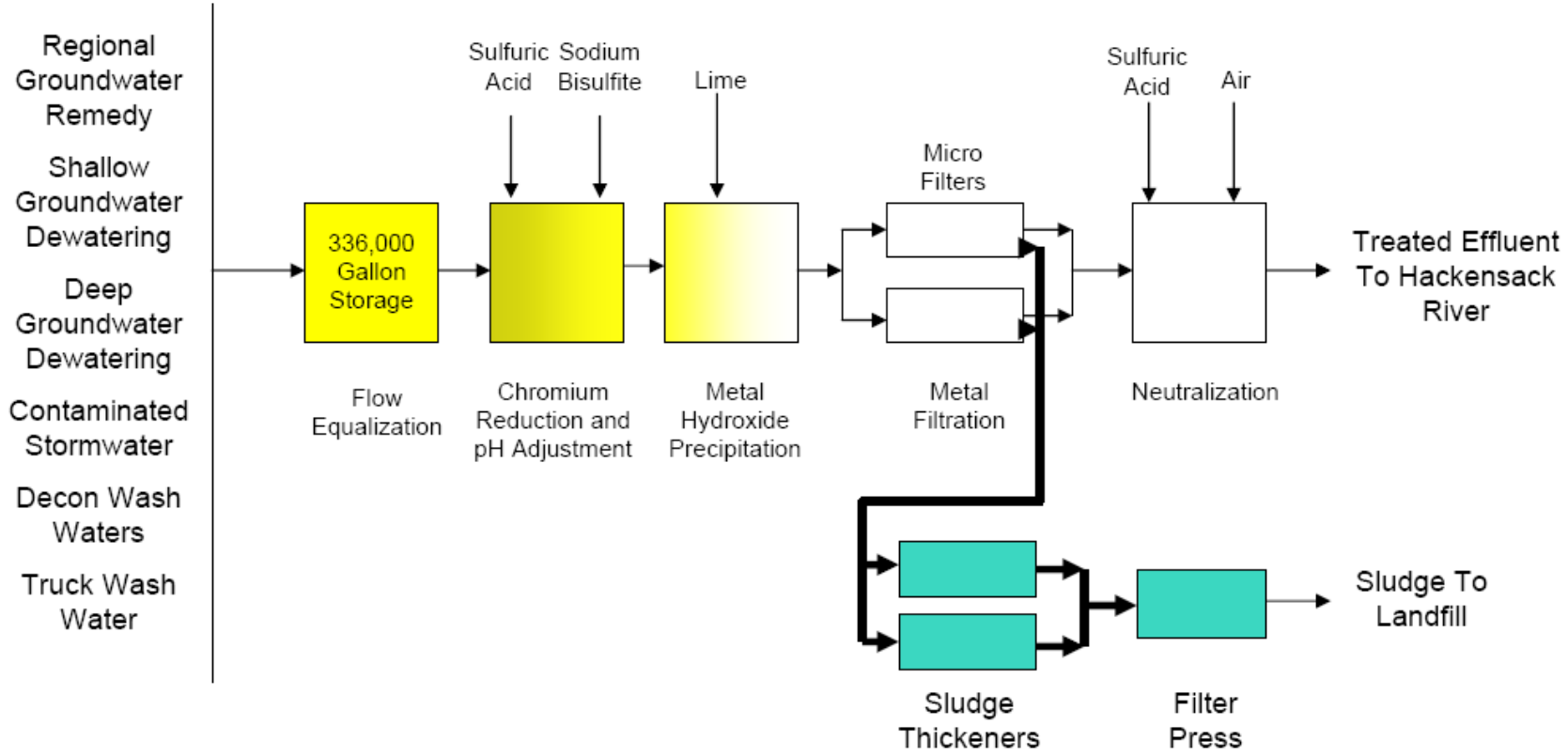

3.1.2 NJPDES Permit Compliance Requirements

NJPDES permit number NJ0156311 allows the direct discharge of the treated waste water to the Hackensack River. Effluent limits are established for the remediation project by NJDEP. The permit is renewed every five years. Current effluent limits are the following:

Table 3.1.2
Current Effluent Limits

Parameter	Minimum	Maximum	Monthly Average	Daily Maximum
Flow			Report	Report
pH	6 SU	9 SU		
Acute Bio Assay (Quarterly Monitoring)	50%			
Chronic Bio Assay (Quarterly Monitoring)	Report			
Petroleum Hydrocarbons			10 mg/l	15 mg/l
Total Organic Carbon			30 mg/l	45 mg/l
Nickel			Report	8.3 ug/l with RQL of 10 ug/l
Zinc			100 ug/l	200 ug/l
Lead			50 ug/l	79 ug/l
Chromium, Total			50 ug/l	100 ug/l
Copper			50 ug/l	100 ug/l
Mercury			Report	0.025 ug/l with RQL of 1 ug/l

Note: A complete Effluent Limits Table is located in Appendix H.

3.2 Influent Sources

Influent sources from the SA-7 excavation backfill process included:

- Shallow groundwater from the COPR extraction system (vacuum well points, and open excavation pit free water).
- Deep groundwater from the depressurizing extraction wells used to lower the head below the meadow mat.
- Decon water from truck and equipment washing.
- Truck wash water from the commercial truck wash (detergents were not used in the truck wash process).

- Contaminated storm water that came in contact with COPR.

In December 2008 the deep overburden and bedrock groundwater remedy extraction system began operation and is expected to provide higher mass loading of chromium from PW-1, PW-2 and 203BR wells than the excavation remediation project. In addition to chromium-impacted groundwater, VOCs (such as tricholorethene [TCE] and chloroform) from unidentified source(s) are also being captured by the system. Influent concentrations of these VOCs appear to have peaked in May 2009 and have decreased substantially since that time.

3.3 Plant Effluent

Generally, during the excavation remediation project the quantity of wastewater treated averaged around 170 gpm with a total chromium concentration of 25 ppb. With the excavation remedy complete, the quantity of water treated averages around 75 gpm with a total chromium concentration of 25 ppb, primarily from the Ground Water Extraction and Treatment system.

There have been a few non-compliance issues related to plant startup equipment that were quickly resolved. There was exceedance of nickel limits when the plant operator adjusted ORP set points for maximum chromium removal without understanding that nickel removal would be compromised. In the winter months of 2007, there were exceedances of total organic carbon; the source was suspected to be deicing chemicals. In late 2009, there have been unexplained zinc exceedances, most likely due to laboratory interference.

4.0 PERIMETER BARRIER (CONTRACT 4)

An underground hydraulic barrier was constructed at the perimeter of the site before dewatering and excavation. The barrier was placed to restrict groundwater recharge to the excavation site, and to isolate site dewatering from the adjacent properties which are underlain by compressible deposits, and to support the side barriers of the excavation. The barrier was a Soil-Cement-Bentonite barrier with steel wide flange beams reinforcement to support the excavation earth and water loads. The barrier was constructed by Raito Inc. from early February, 2005 to June 6, 2007. Record drawings are attached as Appendix C.

4.1 Barrier Design

The hydraulic barrier was constructed to provide the following performance objectives:

- **Isolate COPR from Adjacent Shallow Groundwater.**
  The barrier was designed to minimize shallow groundwater recharge from adjacent properties so that water within the COPR deposit could be extracted before excavation. The perimeter barrier closed with low-permeability Stratum D.
- **Isolate Sands below Stratum D Clay from Adjacent Deep Groundwater.**
  The barrier was designed to minimize deep groundwater recharge from the adjacent properties. Water pressure below the excavation subgrade was depressed to provide a stable subgrade. Deep pumping was performed to remove deep groundwater.

  The perimeter barrier closed with low-permeability Stratum RC (west) and Stratum T (east).
- **Isolation of Adjacent Properties from Dewatered Site.**
  Without a perimeter barrier, deep and shallow pumping at SA-7 would lower the water table outside SA-7, resulting in compression of clay and settlement of structures and utilities on adjacent sites. Measurements of shallow and deep groundwater outboard of the site demonstrated the perimeter barrier prevented groundwater drawdown at adjacent properties.
- **Provide a Barrier against Flooding from the Hackensack River.**
  At the west end of the site the barrier was extended up to Elev. +10 to prevent flooding from the River. The west barrier was cut to Elev. +4 at the completion of the project.
- **Prevent Run-on of Stormwater from Adjacent Properties.**
  The top of barrier was typically higher than adjacent grades to prevent storm water run-on from adjacent properties.
- **Remove COPR to the Property Line.**
  The hydraulic barrier was constructed in two stages; a shallow slurry supported trench (SST) excavation through COPR for COPR removal to the property line, and a deep soil mixed barrier (S-C-B) through the shallow backfill and to specified depth to hydraulically close with an underlying low-permeability stratum.
- **Excavation Support.**
  The perimeter barrier was constructed as an excavation support structure to permit

safe excavation for COPR removal. At the North, East, and South sides of the site the barrier was reinforced with W30 wide flange beams; on the west side the barrier was reinforced with sheet pile. The steel reinforcement was designed to act in cantilever to support adjacent properties during excavation. Land survey and inclinometer monitoring demonstrated the barrier displaced from 0.5 to 1.0 inches towards the excavation before backfilling.

Storm water drainage swales penetrated the west barrier sheeting at sluice gates which could be used to restore the tide barrier to prevent site flooding. Storm water runoff from clean site surfaces was allowed to discharge to the river. Storm water falling on the exclusion zone and contamination reduction zone was collected for treatment.

Contract 4 Drawings 1100-R, 1100A-R, 1100B-R, and 1100C-R of Appendix C define the structural steel which remains in place. Corner details are provided on Drawing 1300-R of Appendix C.

4.2 Barrier Construction

The hydraulic barrier was constructed in two stages; a 4 foot wide shallow slurry supported trench (SST) excavation for COPR removal to the property line and six inches beyond using conventional slurry trench techniques, followed by a deep soil mixed barrier (S-C-B Barrier) through the shallow trench to hydraulically close with an underlying low-permeability stratum (Stratum T at the east end and the diagonal crossing barrier, and Stratum RC west of the diagonal crossing barrier). The shallow slurry trench was backfilled with low-permeability imported soil backfill mixed with bentonite. The deep barrier was constructed by mixed-in-place techniques using a triple shaft mixing tool.

The mixing tool utilized three - 3 foot diameter mixing tools, spaced 2 foot apart to construct a panel. Mixed panels were joined at one shaft, so that each tool penetration advanced the barrier 4 feet along the alignment. Panels were placed in a primary-secondary sequence. A cement-bentonite grout was injected during tool penetration to blend soils in place into a continuous Soil-Cement-Bentonite product. The mixed in place S-C-B barrier was specified to have a permeability lower than 1x10-6 cm/sec and a compressive strength greater than 100 pounds per square inch (psi). The strength was required to permit the mixed soil-cement-bentonite product to perform as unreinforced mortar lagging between the steel beam supports for excavation support. The low permeability was required to control seepage through the barrier.

Wide flange reinforcement beams were placed at 4 foot spacing along the alignment. Beams were installed by gravity and impact driving after soil-mixing was completed. Beam elevation and location at the top of the beams were surveyed after placement. Steel sheet pile reinforcement was placed by impact driving within 24 hours after soil-mixing was completed.

4.3 Barrier Mix Design

In early February 2005, Raito performed laboratory testing of alternative S-C-B mix designs. Soil samples from SA-7 and bulk samples of S-B backfill materials alternative were sent to Raito's San Leandro laboratory for mix design testing.

Field trials of alternative design mixes were implemented in the diagonal crossing barrier, which did not contain structural steel, allowing reconstruction if mixes did not meet permeability requirements. Raito mixes 1 though 8 all used Newcem. Most mixes were rejected by the Raito field team as they proved difficult to pump. Raito proposed a field mix test program to determine mixes that would meet the contract criteria. Again, the mixes were tested in the diagonal barrier alignment.

Mixes 10 through 16 were created using Portland cement. Later, Raito created Mixes 17 through 24 varying cement type and bentonite content. Mixes 14D, 17, 17B, 17C, 17D, 24, and 24TR were used for barrier construction. Raito mix recipes and evaluation letters are provided in Appendix C. Mix types and locations are illustrated on Drawing No. P-1 of Appendix C.

In 2005 the United States was experiencing a construction boom, and local cement distributors were unable to supply the quantity of Portland cement Raito required for the S-C-B barrier. In order to maintain schedule, Raito elected to substitute slag cement for Portland cement. As the Raito batch plant could only manage one cement product, the S-C-B barrier was built without Portland cement. Slag cement supplied under the names Newcem and Grancem were used. The use of the slag cement lengthened cure times, which delayed the mix test reporting.

At Honeywell request, Raito changed the auger stroke pattern for west cell construction to improve cement distribution and increase mixing energy. Instead of a one pass system with a three foot double stroke at the key, construction was executed with a second stroke to 40 feet. This stroke pattern was applied to all of the west cell mixes, including 14D, 17C, and 17D.

Quality control testing of S-C-B product was sampled using a flap-valve bucket attached to the mixing tool stem. Molded cylinders were prepared and cured on site for testing. Samples were shipped to California for testing by Sierra Labs for Raito. QC test results are provided in Appendix C. Honeywell (MRCE) performed quality assurance testing in its New York City laboratory. QA test results are provided in Appendix C.

4.4 Barrier Repairs

After construction of about 1,200 lf of perimeter barrier at the east end of the site, inspection and testing determined that the mixed soil-cement-bentonite product did not meet the 100 psi compressive strength objective. Molded specimens, which were used for quality control testing, were determined to contain more cement than the in situ mix, so that they did not represent actual barrier compressive strength. Honeywell used an in situ cone penetrometer (CPT) and laboratory testing of cored specimens to define compressive strength.

In order to maintain the excavation schedule, Honeywell reinforced the barrier east of the diagonal crossing by placing steel sheet piles with a top support wale along the inboard side of the barrier to permit excavation. A narrow profile sheet section was driven through the 6 inch width of SST remaining inside of the 3 foot wide soil-mix barrier. In some areas Raito remixed a single column between WF beams, adding cement to increase strength. Re-mixing was not required where S-C-B compressive strength was above 45 psi and sheet pile was in place.

4.4.1 Temporary Sheet Pile Only Repair

Where Mix 14D was used in the original construction, CPT probes determined that the S-C-B barrier had sufficient compressive strength to support its own weight, and to transfer the soil and water pressures to the WF beams with a safety factor of approximately 1.7. In these areas steel sheet pile was added to support only weight of uncemented soil between the S-C-B barrier and the sheet. The PZ-22 or CS-76 sheet pile was placed in these sections and served to protect the S-C-B barrier from exposure to the elements. Locations of sheet pile installation are shown on Drawing P-2.

Sheet pile installation and wale construction details are specified on Contract 4 Addendum Drawings 9005 through 9007. PZ-22 sheet pile was selected for this application for two reasons: first, because it was available within the construction schedule demanded by the pending excavation start date of April 3, 2006, and second, because its shape (9 inch depth) could theoretically be installed within the SST excavation width so that COPR would not be trapped behind the sheet pile.

Visual inspection of COPR in the southeast area was used to confirm that the sheets did not incorporate COPR within the barrier. Observed COPR in the northeast area required sheet pile removal for complete COPR excavation.

4.4.2 Soil-Cement Repair

Where Mix 24 was used in the original construction, the top 20 to 25 foot (typical) of the S-C-B barrier profile was found to contain large pockets of soft, uncemented soil. Honeywell directed Raito to mix a center column of soil-cement between the WF beams to prevent future consolidation settlement of these soft soils. This work created a 36 inch-diameter soil-cement column with a minimum compressive strength of 100 psi extending from the top of the WF beam to competent original soil-cement-bentonite below, as defined by refusal of the remix drilling head. Center soil-mix column work was specified on Contract Drawing 9003, with depth criteria given on the profiles of Drawings 9010 through 9021.

The soil mix design for remix work was determined by Raito. Remix was performed with soil Mix 19 applied and blended using an elaborate stroke pattern: after the drill head reached the bottom of the center remix element, the mix pattern required injection of 50% of the grout dosage as backfill on

withdrawal, followed by a second penetration to full depth for mixing. Mix 19 blended 180 kg Maxcem cement (70Portland/30Slag) and 10 kg bentonite into each cubic yard of in situ soil. Test data provided by Raito demonstrated that Mix 19 soil-cement had a compressive strength ranging from 56 psi to 1140.3 psi. Locations of remixed S-C-B are illustrated on Drawing No. P-3.

The composite structure (sheet pile and WF beam with soil-cement lagging) system is complex. Deformation of the WF beam to carry load in cantilever and deformation of the sheet pile to support the soil-cement between the WF beams influences strain in the central S-C-B column. The analysis determined that the strain in the center column would not compromise the integrity of that element for low permeability barrier performance.

CPT probes made at the perimeter of center S-C-B columns SE-110, SE-111, and SE-112 determined that soil in the flange pockets outside of the center column took some cement and gained strength from the center column remix construction. Erosion of soft soil and wobble in the drill head caused soil cement distribution to be greater than the 36 inch-diameter of the remix drill head.

Honeywell performed a sheet pile driving test along the south barrier and determined that the S-C-B construction extended beyond plan location, and could obstruct sheet pile installation. Therefore, the central column remix work was performed after sheet pile installation. If sheet pile was required but not available, the central column remix was moved away from the sheet pile.

4.5 Barrier Performance

4.5.1 Barrier Performance Observations

After completion of the hydraulic barrier, site excavation began at the east barrier and progressed westward. Excavation exposed the upper portion of the barrier for inspection and evaluation. In general the S-C-B lagging between the reinforcing beams observed on excavation performed to prevent seepage infiltration to the excavated site. Four leak locations were identified and repaired by grouting (see below).

There were no observations of soil-cement lagging structural distress under earth or water pressure loadings, even with strengths below 100 psi. This was likely due to the high design safety factor at 100 psi, and load arching away from the lagging to the stiff WF beams. To provide access for COPR removal inspection, the steel sheet pile placed along the north and south barriers of the east cell was removed and the S-C-B lagging held up well.

Inclinometer casings were installed within the S-C-B at several locations to measure deflection of the barrier to evaluate excavation support. Inclinometer readings demonstrated that the WF beams were well secured below subgrade to provide cantilever support. Cantilever deflections ranged from 1/8 inch to 1.8 inch a distance of 4 foot below the ground surface. Measured deflections were

much smaller than the predicted deflection - likely as a result of the composite performance of the soil-cement fill between the beam flanges.

On the north barrier, where the S-C-B materials were exposed during winter months, the S-C-B was damaged by freeze-thaw process. These areas were repaired by steel plate and mortar replacement.

4.5.2 Steel Plates

Steel plates were welded to the steel WF beams embedded in the barrier in a few locations to secure soft pockets or repair surface spalling. In most repairs, sand-cement mortar was placed behind the steel plates to restore barrier thickness and engage the steel lagging for load transfer to the WF beams. Freeze-thaw spalling was observed in several locations along the northern barrier in the winters of 2007-2008 and 2008-2009.

The barrier required grouting repair in four locations where groundwater seepage was discovered on excavation. These repairs are described below.

4.5.3 South Barrier Sta. S9+83

A leak in the south barrier at Sta. S9+83 was discovered on March 6, 2008, when site excavation exposed this portion of the south barrier. The flow rate was estimated at 2 gallons per minute under an approximate hydrostatic head of 14 feet before grouting remediation. Three wellpoints and a piezometer were installed above the meadow mat outboard of the barrier to lower and monitor groundwater outside the barrier. This was done at the recommendation of the grouting contractor to decrease the hydrostatic pressure on the outside of the barrier prior to drilling grout holes.

Steel plates were welded to the beams to contain the S-C-B, and allow grout injection under pressure. A pit was excavated below subgrade at the inboard face of the barrier to determine the leak extended from approximately Elev. -4 to approximately Elev. -9.5.

Grouting was performed by Moretrench American Corporation, an experienced grouting contractor, using polyurethane grout which expands on contact with water. Grout holes were drilled to penetrate approximately 33 inches through the S-C-B barrier. Open-end 0.5 inch diameter steel pipes were inserted through the holes and driven to a penetration depth of approximately 36 inches measured from the surface of steel plates. Chemical grout was injected through the grout pipes when the pipe tip was fully inserted, again after withdrawing the pipe 12 inches, and finally after withdrawing the grout pipe 24 inches. Visible return of grout during injection was observed and recorded. The majority of the grout take occurred outboard of the barrier in soil; some grout was taken inside the barrier

before grout return occurred and the pipe was extracted. Grout holes were sealed with grout on extraction of the pipe. Observations indicated grouting successfully sealed the leak at Sta. S9+83.

The pit excavated on the interior of the barrier was backfilled to general excavation subgrade with compacted Type A fill (clay). Monitoring from the ground surface outboard of the barrier indicated the barrier indicated no movement occurred as a result of grouting.

4.5.4 North Barrier Sta. N8+22

A leak was observed on the North S-C-B barrier on the morning of July 14, 2008. The leak was located at Station N8+22, at about Elev. –5.5. Top of Stratum D meadow mat is about Elev. -6. While seepage was visible, only a few drops of moisture developed each minute. Estimated flow was 0.2 gpm. Outboard shallow groundwater in the two nearest piezometers ranged from Elev. +5.5 to +6.0. Thus, the estimated head differential across the barrier was 11 to 11.5 feet.

The leak at Station N8+22 was readily repaired with the same grout materials and grouting approach as the leak at Station S9+83. Due to the low flows there was no need for lowering the groundwater table outside the barrier, nor installation of steel plates prior to grouting.

4.5.5 North Barrier Sta. N5+70

Groundwater seepage was observed at Station N5+70 at Elev. +5.2 on September 11, 2008. Estimated flow was 6 gpm. Steel plates were welded to the beams to confine grout within the barrier thickness. This leak was grouted by Moretrench American Corporation using techniques explained above. Two separate phases of grouting were required.

As part of the repair procedure Voltex sheet GCL was installed over the grouted panel. The Voltex sheet was installed covering the steel plates and 48 inches above the edge of the top steel plate and at least 12 inches below the bottom steel plate and about 24 inches into the backfill material. After the Voltex membrane was installed the pit area was backfilled with compacted Type A backfill as part of the bridging lift, followed by placement of Type B backfill.

4.5.6 South Barrier Sta. S22+32

Groundwater seepage was observed at Station S22+32 at Elev. -4 on July 2, 2009. Estimated flow was 4 to 5 gpm. This leak was grouted by Moretrench American Corporation using the techniques described above. The seepage was observed at a single barrier penetration, into which a grout pipe was inserted and grout injected. This reduced the flow to about 2 gpm. For the second stage of grouting steel plates were welded to the beams and grout was injected through several penetrations in the steel plates.

As part of the repair procedure Voltex sheet GCL was installed over the grouted panel. The Voltex sheet was installed covering the steel plates and 48 inches above the edge of the top steel plate and 6 inches below the bottom steel plate and about 24 inches into the backfill material. After the Voltex membrane was installed the pit area was backfilled with compacted Type A backfill as part of the bridging lift, followed by placement of Type B backfill.

5.0 EXCAVATION AND BACKFILL (CONTRACT 6)

5.1 Excavation and Backfill Sequence and Summary

Excavation began on April 3, 2006 at the east barrier and proceeded westward to the bulkhead along the river. A progression chart for excavation and backfill showing zones for work sequence and quality control is included as Figure 5. Primary excavation was performed using a hydraulic excavator directly loading triaxle dump trucks. Trucks were lined with synthetic liners which closed over the loads near the excavation face before leaving the contamination reduction zone. Dump truck bodies were equipped with road covers which were closed over the liners before leaving the contamination reduction zone.

Trucks were decontaminated at the contamination reduction zone, and washed in an automated truck wash facility before leaving the site and entering the public roadways. COPR was transported by truck to eastern Pennsylvania where it was transloaded into gondola railroad cars. Gondola cars were lined with burrito-type liners to contain the COPR during rail transport. The COPR was transported to a US Ecology Idaho location for treatment and disposal.

Record Drawings for Contract 6 are attached in Appendix D.

Figure 5: Progression Chart of Excavation and Backfill

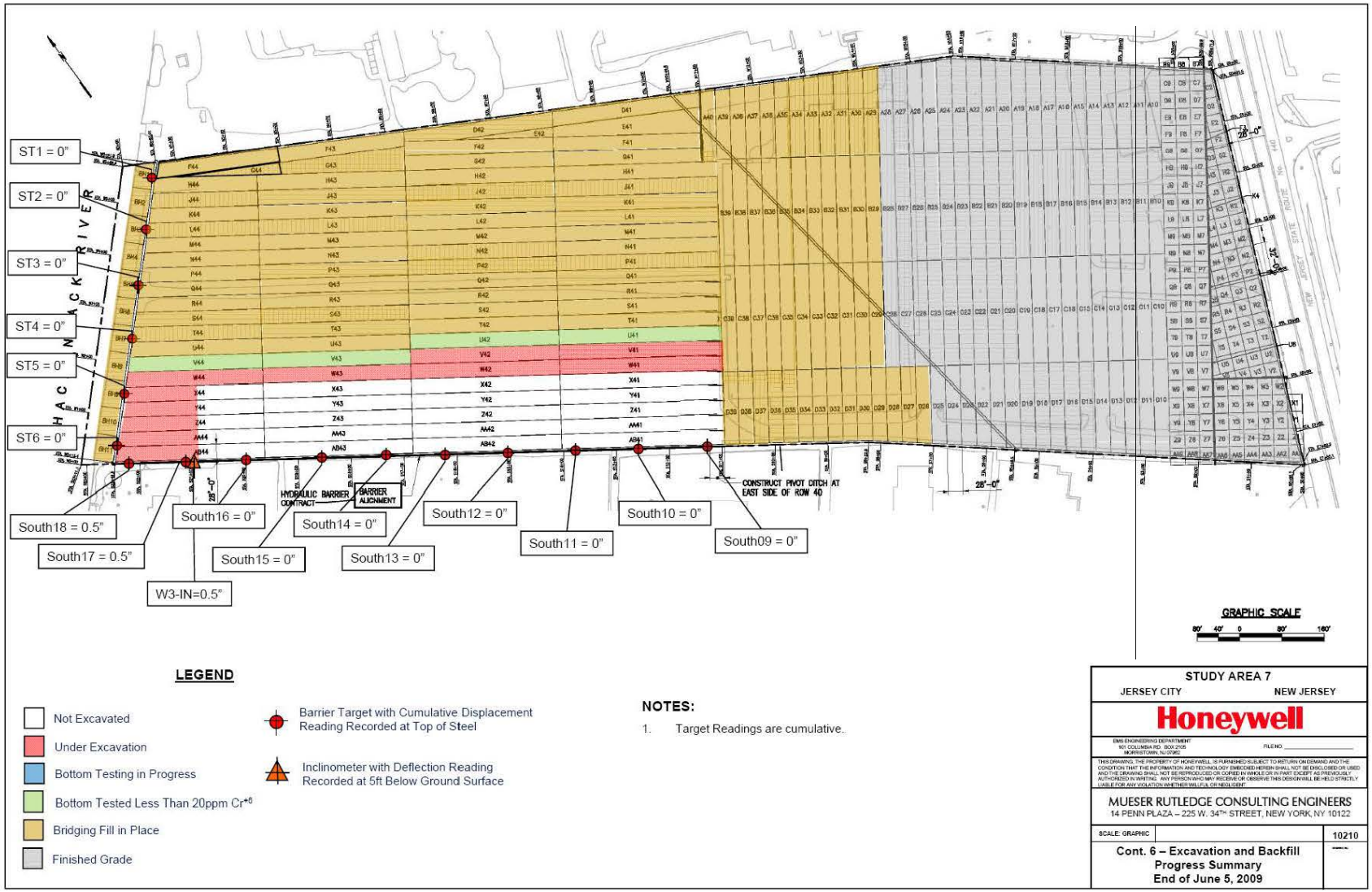

5.2 Excavation – Quantities / Rates / Depth

By contract, the minimum excavation rate was 1,000 tons per day. Summer minimum excavation rates were higher, as much as 1,550 tons pr day. Excavation depth varied from 12 feet at the east and west ends of the site to 22 feet at the center.

5.3 Groundwater Extraction and Hydrostatic Level Control

Groundwater extraction from COPR fill was performed using shallow vacuum wellpoint systems installed within the COPR fill thickness to extract water from the COPR, to increase excavation stability and decrease its transportation density and minimize separation of free water during transport. Water was withdrawn from the wellpoints by a series of vacuum headers and vacuum plants.

Deep wells were constructed at a few locations in each cell to permit continuous pumping as excavation progressed across the site. The deep wells were screened below COPR and the meadow mat (Stratum D) to control the deep hydrostatic pressures below the excavation to provide a stable subgrade.

Flow rates in both the deep and shallow systems were recorded regularly and reported weekly. Drawdown was recorded in deep and shallow wells and also reported weekly. Maintenance was performed on wells as required to maintain pumping rates at required levels. Wellpoints were required to be installed and vacuum applied at least 90 days in advance of the excavation. Wellpoints were removed by excavation.

When excavation approached a deep well, it was replaced by other deep wells, and idled until the excavation passed and backfill was placed. The majority of the deep wells were reconnected and put back into service or made ready for service.

A shallow French drain with collection sumps was installed in the western portion of the site near the bulkhead to intercept shallow flow beneath the asphalt pavement.

Well and vacuum plant discharge water was pumped to the WWTP for treatment.

5.4 Post Excavation Confirmation Sampling

Post-excavation sampling and analytical testing was performed to verify and document that the excavation successfully removed all materials containing more than 20 ppm hexavalent chromium. The court order required removal of all materials greater than 240 ppm; however, the remedial action included sampling to document removal of materials to 20 ppm, which is the NJDEP current most stringent soil cleanup criteria for hexavalent chromium based on residential land use (as specified in the NJDEP Chromium Policy Directive dated February 8, 2007).

The excavation subgrade was subdivided into Quality Control (QC) zones depicted on Contract 6 Drawing 6104. Record drawings showing sample QC zones, sample locations and survey data are included in Appendix D (Record Drawings 1400-R, 1401-R and 1402-R). Prior to sampling, the bottom (and to the extent that a quality control zone

borders the perimeter barrier wall, the perimeter side as well) of each excavated QC zone was visually inspected by MRCE personnel for the presence of COPR materials. If deemed necessary, further removal activities were completed until MRCE inspectors were satisfied by visual inspection that COPR materials had been removed. One sample was collected from the center of each QC zone and analyzed for hexavalent chromium. If this testing identified more than 20 ppm hexavalent chromium, the entire QC Zone was re-scraped. After additional removal, another QC sample was collected and tested. This process was repeated until testing verified that the final subgrade contained less than 20 ppm hexavalent chromium.

At the beginning of excavation, QC zones were 900 sq ft in area. Once it was determined that the excavation processes was satisfactorily achieving the remediation goal, QC zones were increased to areas of approximately 5,500 sq ft (about 8 per acre). Sampling and sample handling was performed by Entact under the observation and management of Honeywell (MRCE). A description of the sampling procedure and equipment, sequencing of the excavation, sampling, and backfilling, and record maintenance can be found in the August 22, 2006 Entact document "QC sampling & Records Maintenance Plan, Honeywell Study Area (SA-7) Project, Jersey City, New Jersey."

Documentation regarding post excavation sample test results is provided in Appendix D. All samples were analyzed by an independent laboratory and the results received from the laboratory were submitted for third party data validation. Sample results are tabulated in Appendix D-3. Data tables include Post-Excavation Confirmatory Sampling Results and Perimeter Barrier and Subgrade Confirmatory Sampling Results. No validated sample for any of the sample locations exceeded 240 ppm hexavalent chromium. The project goal of removal hexavalent chromium greater than 20 mg/kg in all areas except at the bulkhead and at perimeter barrier wall was achieved. A 30 foot area between the bulkhead and the sheetpile barrier will be subject to deed notice.

Field observations indicated that small quantities of COPR materials might remain trapped between the sheetpile and the perimeter barrier wall in some areas ("trapped COPR materials"). For this situation, sheetpile was removed and Honeywell contractors scraped, collected, and removed exposed trapped COPR materials and uncontaminated SCB backfill from the perimeter barrier wall face. The excavation wall was again inspected by MRCE personnel for the remaining presence of COPR materials and additional scraping, collection, and removal was conducted until MRCE inspectors were satisfied upon visual inspection that the COPR Materials had been removed. Confirmation samples were then taken from the perimeter barrier wall in these locations (every 30 feet or less). Additionally, in those areas where the removal of trapped COPR materials occurred after the bottom confirmatory sampling, additional confirmation samples were also taken from the final subgrade surface (every 60 feet) near the wall to ensure that the wall scraping activity debris was removed. The Perimeter Barrier and Subgrade Confirmatory Sampling Results in Appendix D-3 contains validated laboratory results for these confirmatory samples. No validated sample for any of the wall subgrade or wall sample locations listed exceeded 240 ppm hexavalent chromium and none of the subgrade samples exceeded the project goal of 20 ppm hexavalent chromium. Wall samples in some locations did exceed the project goal of 20 ppm hexavalent chromium. These sample results are shown in bold in the table. The wall is subject to deed notice.

On a quarterly basis, declarations to the Court were made certifying that all COPR materials have been removed from the excavated quality control zones and areas on the perimeter barrier wall face as required. These declarations are included in Appendix D.

Also included in Appendix D is a full listing of Analytical Lab Reports. These, as well as all corresponding Validated Reports, if applicable, are maintained in the Honeywell Project Files and are available upon request.

5.5 Sample Nomenclature

5.5.1 Subgrade Bottom Samples (CF-series samples):

Samples were named according to their grid location. For example sample ID 115-CF-Z1C was sampled in the Center of grid Z1. On occasion, confirmatory sampling results achieved >20 mg/kg hexavalent chromium results. This grid was excavated deeper, usually 6 to 8 inches deeper and re-sampled. The sample ID for this unique location was named with a "1" at the end or if excavated yet another time, with a "2" at the end. For example, sample ID 115-CF-AA1C1 was collected in the center of grid AA1 and excavated deeper. Duplicate samples were collected every 20 samples and were given a unique sample IDs by placing a "D" at the end of the sample ID. For example, sample 115-CF-Z5C1D was taken in the center of grid Z5 after a second removal next to sample 115-CF-Z5C1 and was the quality control duplicate sample. On rare occasions, contaminated rainfall overflowed the containment berm and the grid was resampled to confirm the condition; these sample IDs have an "R" at the end of the sample ID.

Subgrade samples taken at the edge of the wall, where sheet piling had been removed and trapped COPR material was scraped from the face of the wall to ensure that the removal activity and subsequent subgrade scraping to remove the fallen debris. These CF samples were named according to their wall station location. For example, 115-CF-STAS0805 was sampled at the bottom of the hole, near the wall at station S 08+05.

5.5.2 Perimeter Barrier Samples (WC-series samples):

Wall samples were named according to their station location. For example sample ID 115- WC-E101B was sampled at the East wall at station 1+01. This wall location was scraped and sampled three times as it ends with a "B". Samples from the wall that were scraped and sampled twice have IDs that end with an "A" or "-1". Wall samples that were scraped and sampled once simply end with station number.

5.6 Backfill Material

5.6.1 Backfill Requirements

Five different types of backfill were specified for the site as follows:

- **Type A** was low permeability clay soil. It was designated for use below and adjacent to perimeter pool fill.
- **Type B** was general purpose granular fill. It was designated for use atop approved subgrade and to within 8 inches of finished grade, except in the westernmost portion of the site. It was also designated for use within perimeter pools.
- **Type C** was washed crushed stone and was designated for the top 8 inches of fill where no asphalt was placed. It was designed to minimize generation of dust from the surface of the completed project.
- **Type D** was lightweight expanded shale aggregate designated for the area within 15 feet of the timber bulkhead to minimize lateral pressure on the bulkhead.
- **Type E** was crushed stone (not washed) designated for the westernmost 130 feet of the site except for those areas to receive Type D fill as described above. Type E was designed to provide a positive pathway for groundwater flow out of the site to the Hackensack River.

Due to market changes during the work (East Side Access tunnel excavation spoils), a secondary fill designation, B1, was added to allow fill placed only within the first 3 feet of the backfill (bridging lift) to contain some mica.

5.6.2 Backfill Suppliers/Sources

- **Backfill Sampling Summary.** Backfill was obtained from numerous sources. Suppliers are listed in the Backfill Sampling Summary in Appendix D.
- **Compaction Data.** All backfill was placed in lifts and compacted in a controlled fashion. The first 3 foot thick bridging Lift was placed in two 18 inch thick lifts over approved subgrade and compacted with several passes of the dozer. Vibratory compaction equipment was not used in the bridging lift, so as not to disturb the underlying meadow mat of Stratum D and Original Fill Stratum O. Subsequent lifts were placed at 12 inches thickness and compacted to 98% maximum dry density or above, as determined by ASTM D 698 (standard Proctor). Contractor QC testing was performed with a nuclear densometer (ASTM D 2922), while Honeywell QA testing was performed by sand cone (ASTM D 1556). Compaction test results are included in this report.

5.6.3 Imported Backfill Chemical Compliance

Backfill materials were supplied from various sources. Backfill supplies were tested to ensure the imported material was free from chemical contamination. One sample was tested for every 5,000 cubic yards of material delivered. All backfill met the current New Jersey Department of Environmental Protection Residential Direct Cleanup Criteria for all parameters tested. At the beginning of the project the May 12, 1999 soil criteria was utilized; in June of 2008 the New Jersey Department of Environmental Protection published Soil Remediation Standards, which were utilized through project completion.

With respect to hexavalent chromium, the backfill sample testing data indicated non-detectable results in the majority of samples. Hexavalent chromium detections in some samples ranged from 0.42 to 2.85 ppm, well below the NJDEP current most stringent soil cleanup criteria of 20 ppm (as specified in the NJDEP Chromium Policy Directive dated February 8, 2007).

Test results were certified by the contractor and reviewed and approved by Honeywell's Quality Control manager prior to material delivery. A Chemical Compliance Summary Log for backfill material is provided in Appendix D.

5.6.4 Imported Backfill Geotechnical Compliance

Material index properties were defined for each imported backfill material type and supply source. Index properties were reviewed by MRCE for compliance with the specifications before materials were approved for import. Any revisions to the specified criteria are indicated on the record drawings.

5.7 Perimeter Pools

A series of terraced pools were constructed inside the site perimeter to create an outward gradient across the perimeter S-C-B barrier to prevent recontamination (see Figure 6). The pools were created by compacting clay foundation and interior dam to separate the pools and hold static groundwater levels inboard of the perimeter barrier above groundwater levels outboard of the perimeter barrier. Record drawings defining the perimeter pool construction are provided in Appendix D (Record Drawings 1700-R to 1712-R).

The perimeter pools are terraced and are interconnected with overflow pipes to carry excess water from higher pools to lower pools. The high point for the North and East pools is at the Northeast corner of the site. The high point for the South pools is at the Southeast corner of the site. Water can be added at these locations if recharge is insufficient to maintain pool elevations. The overflow pipes exit at a diffuser drain inboard of the Hackensack River bulkhead, so that excess water is released to the River through weep holes in the bulkhead. Each perimeter pool has a weir controlling the pool water level. The weir elevations can be revised if needed to raise water levels to create an outward gradient.

If an outward gradient outboard of SA-7 is maintained by other means in the future, the perimeter pools will become unnecessary and the deed restriction revised accordingly.

Figure 6: Perimeter Pools

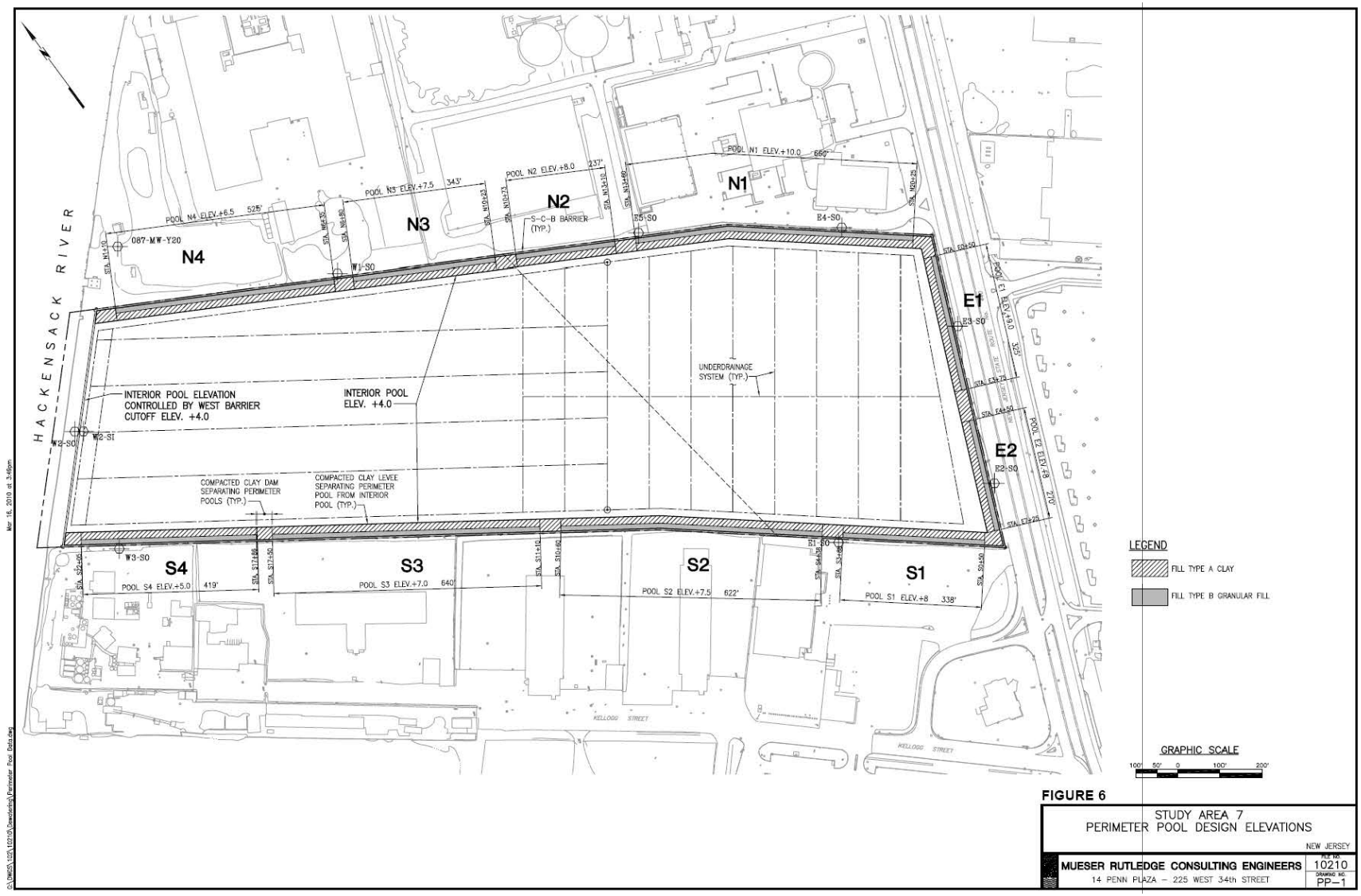

Perimeter Pool N1 (Sta. N13+60 to N20+25)

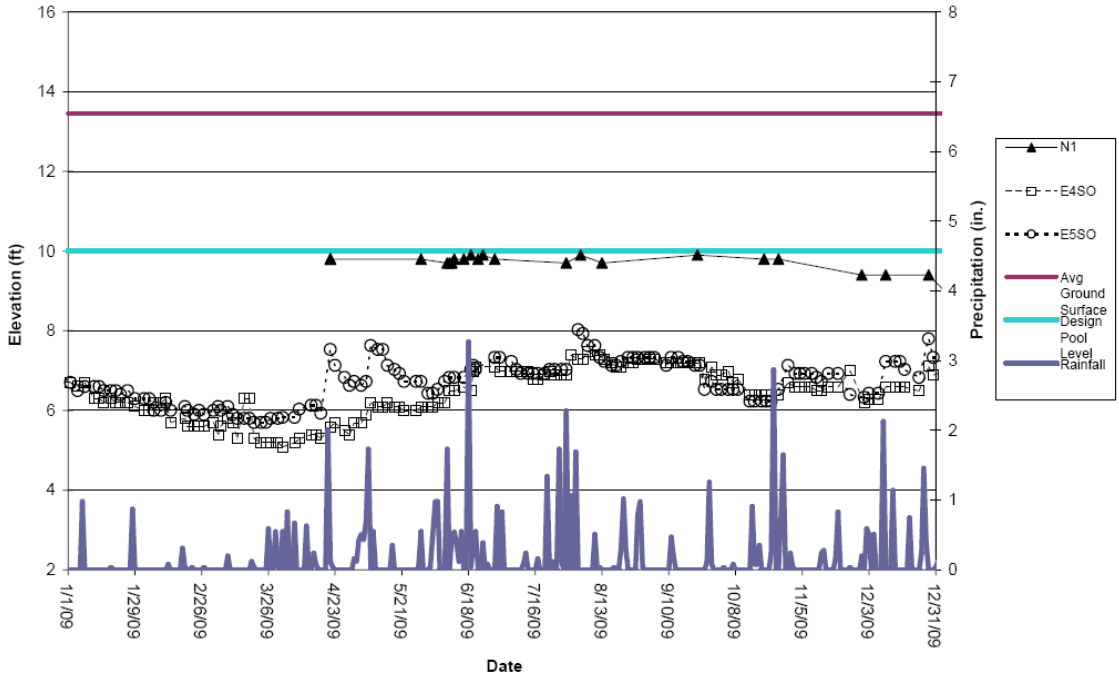

Perimeter Pool N2 (Sta. N10+73 to N13+10)

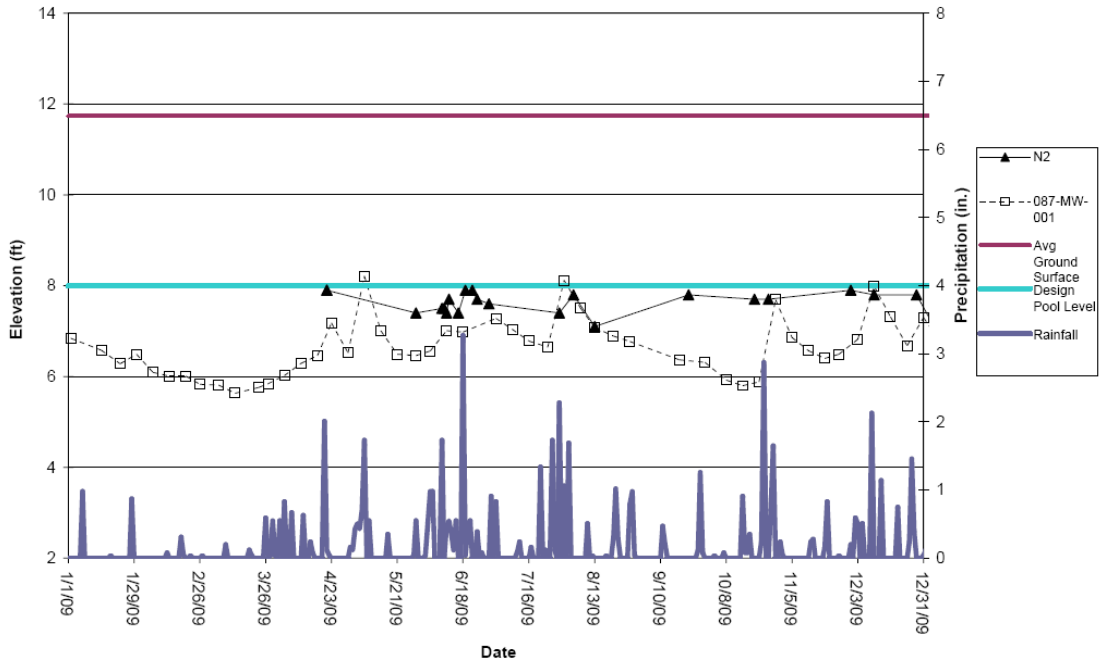

Perimeter Pool N3 (Sta. N6+80 to N10+23)

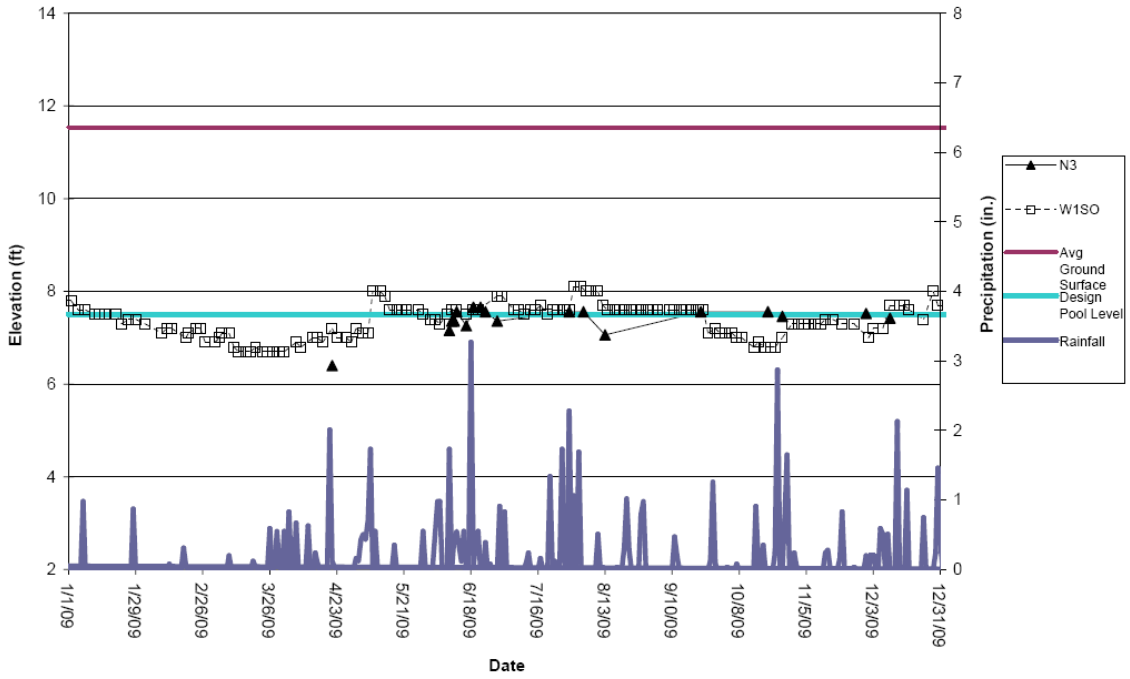

Perimeter Pool N4 (Sta. N1+10 to N6+35)

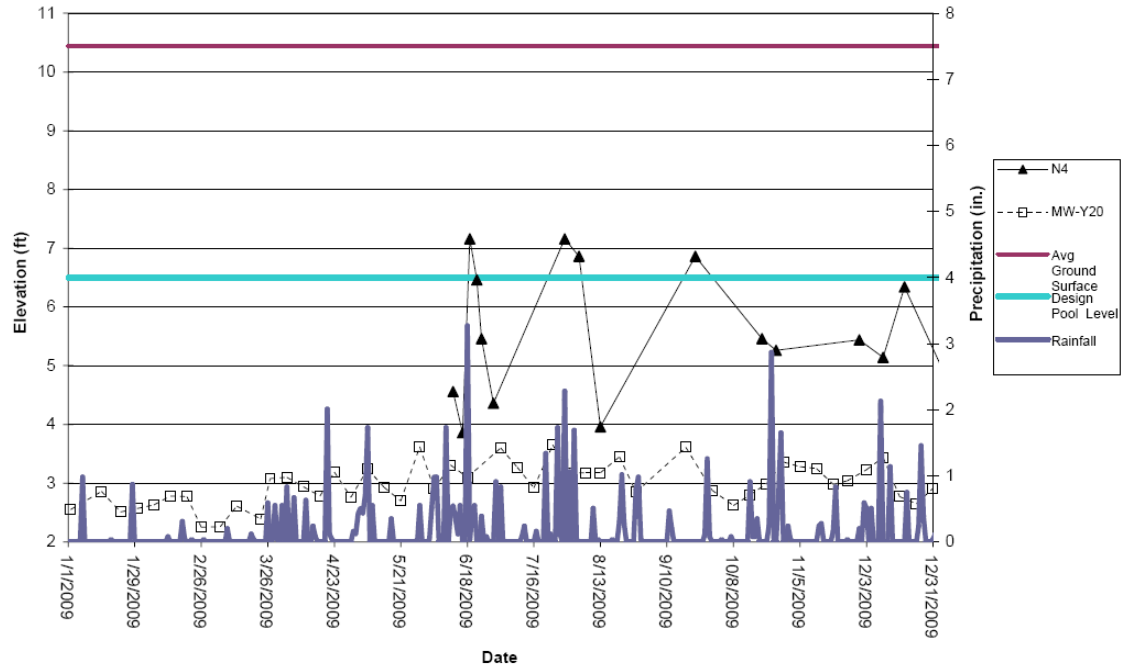

Perimeter Pool E1 (Sta. E0+50 to E3+75)

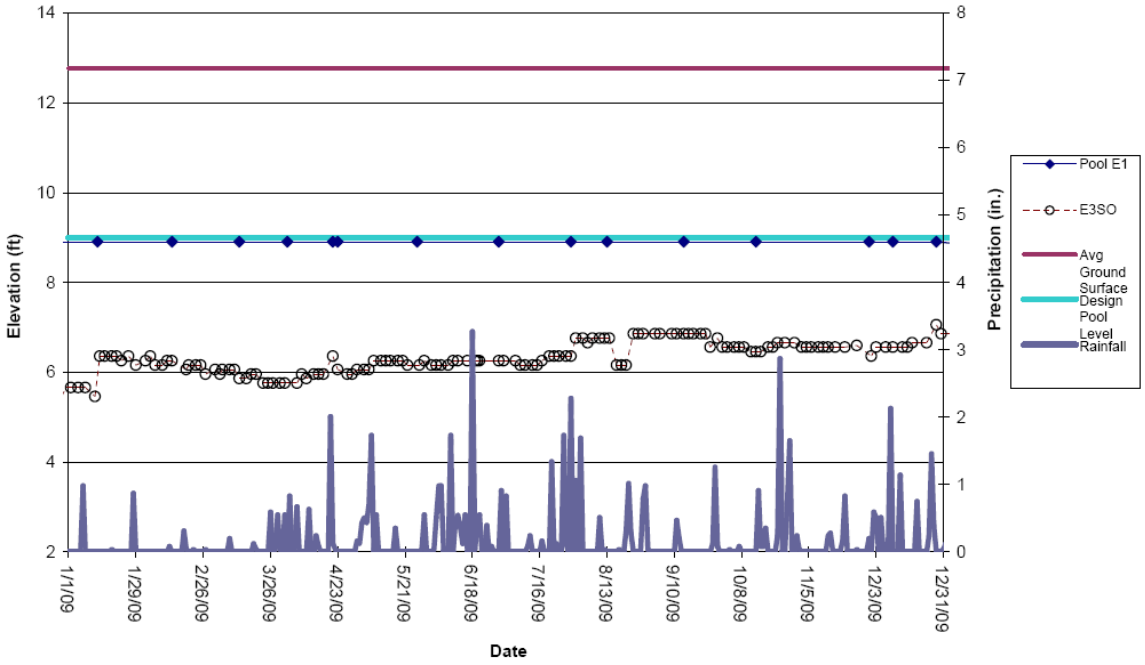

Perimeter Pool E2 (Sta. E4+50 to E7+25)

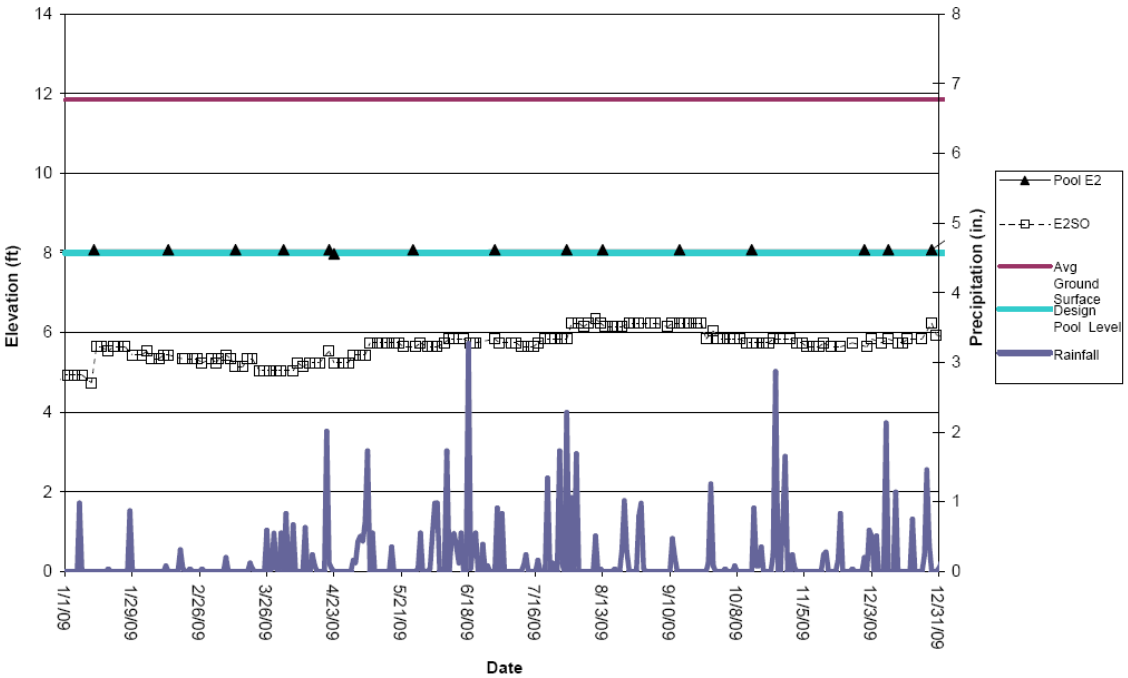

Perimeter Pool S1 (Sta. S0+50 to S3+88)

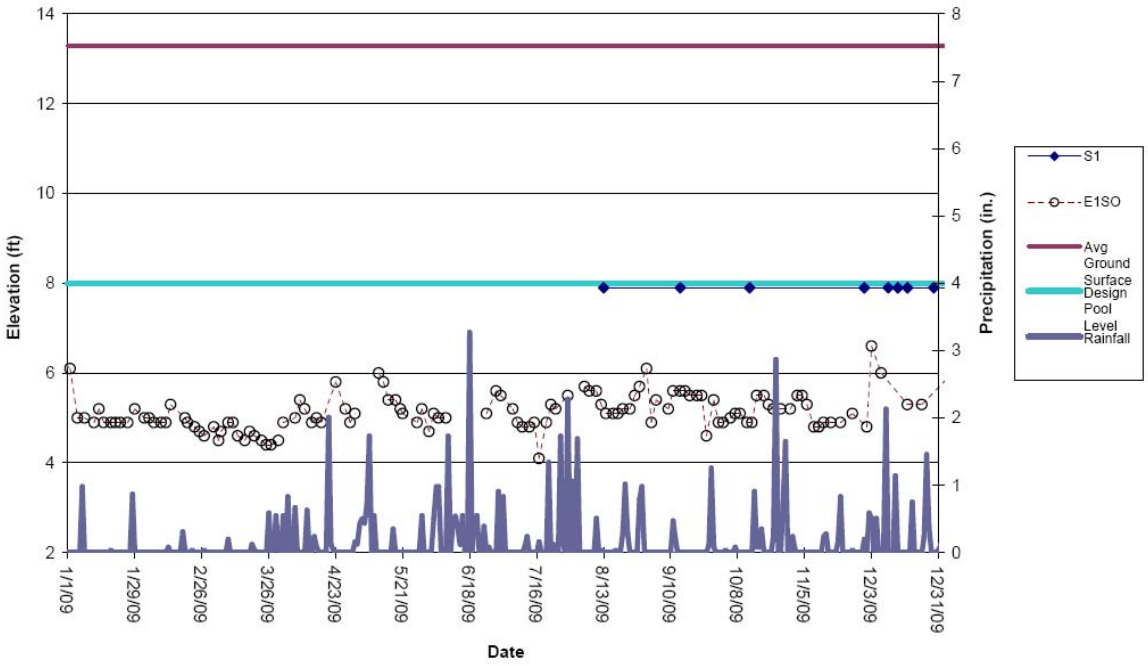

Perimeter Pool S2 (Sta. S4+38 to S10+60)

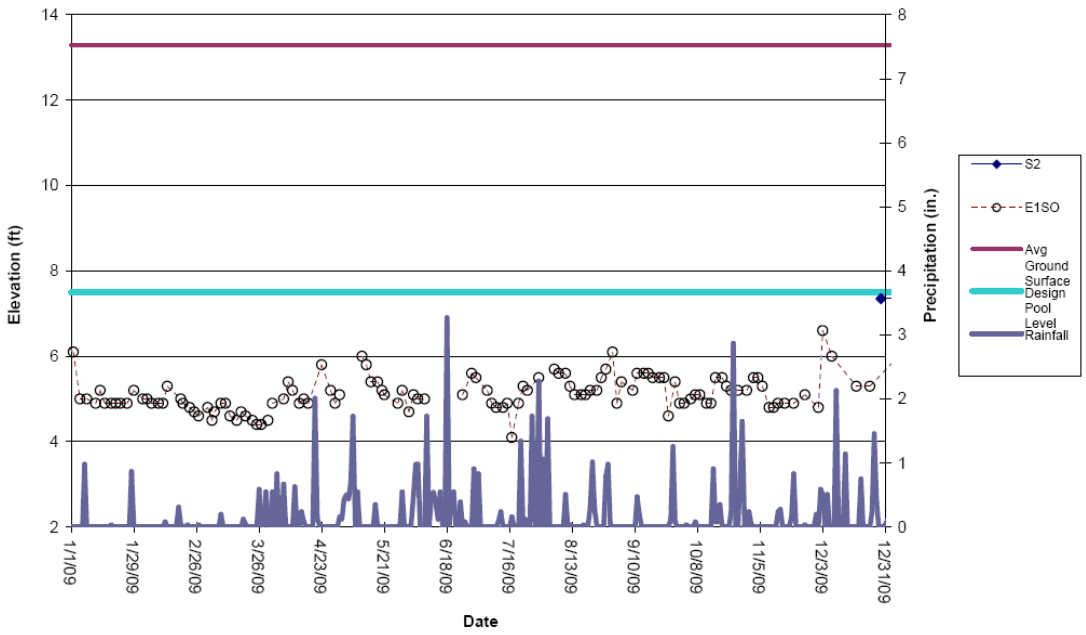

Perimeter Pool S3 (Sta. S11+10 to S17+50)

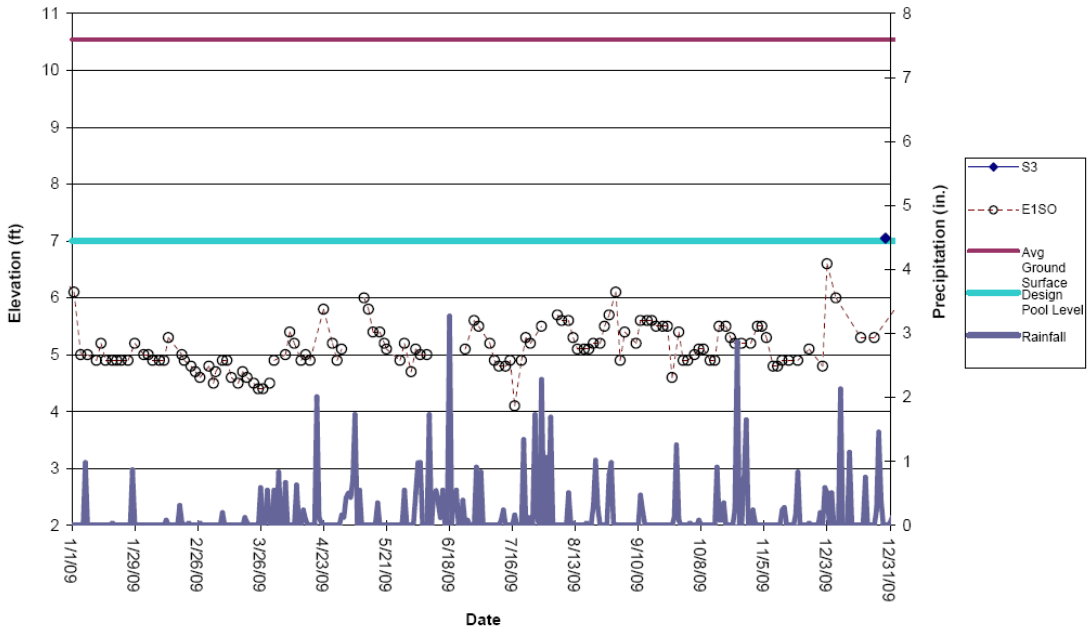

Perimeter Pool S4 (Sta. S17+86 to S22+05)

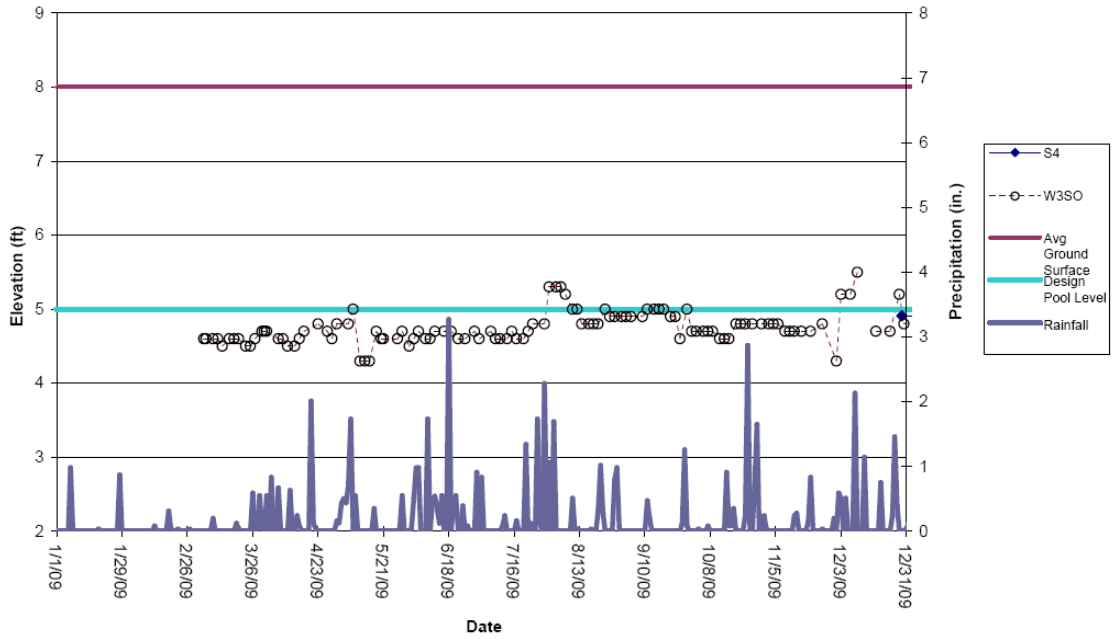

5.8 Underdrainage System and West Barrier

The interior of the site (inboard of the clay dams which create the perimeter pools) has an underdrainage pipe system. The perforated pipes follow the excavation subgrade profile, so that the pipe low points are at the center of the site. Concrete manholes at these locations allow for observation and maintenance flushing of the underdrains. Record drawings showing the underdrainage pipe locations, and a table of the pipe elevations are provided in Appendix D (Record Drawings 1700-R and 1701-R). Storm water infiltration at the site ground surface should flow down to the underdrain pipes.

The west S-C-B barrier was constructed with steel sheet pile reinforcement to provide flood control during the excavation. The S-C-B and sheet pile were cut to Elev. +4.0 as backfill placement was nearing completion. When interior groundwater rises above Elev. +4 it should overflow the west barrier for release to the Hackensack River through weep holes in the bulkhead at about Elev. +1. The overflow zone is filled with open crushed stone, and drainage net materials to promote overflow. Storm water collected in the underdrain pipes will flow over the west barrier when the interior groundwater level rises above Elev. +4.

6.0 TRANSPORTATION, TREATMENT AND DISPOSAL (CONTRACT 7)

6.1 Transportation, Treatment and Disposal Sequence and Summary

The initial disposal activities for SA-7 pertain to Barrier Wall construction activities. These activities consisted of work platform construction, excess SCB material removal and COPR material removal within the vicinity of the wall alignment. Material generated from Barrier wall construction activities was sent out either as hazardous for chromium (D007) or non-hazardous (ID-27) based on analytical data and generator knowledge. Disposal documentation including manifest logs, copies of biennial hazardous waste reports, and other waste disposal documentation is provided in Appendix E.

The Barrier Wall hazardous disposal activities commenced on January 06, 2005 and were completed October 25, 2005. During the Barrier Wall construction activities, the following hazardous disposal facilities were utilized for the hazardous waste:

- Stablex Canada: 760 Boulevard Industriel, Blainville, QC J7C3V4 (EPA ID # NYD980756415)
- US Ecology: 20400 Lemley Road, Grand View, ID 83624 (EPA ID # IDD073114654)
- Michigan Disposal: 49350 North I-94 Service Drive, Belleville, MI, 48111 (EPA ID# MID000724831)
- CWM Chemical Services: LLC: 1550 Balmer Road, Model City NY 14107, (EPA ID# NYD049836679)
- I.E DuPont: Chambers Work/Route 130, Deepwater NJ, 08023 (EPA ID# NJD002385730)

During the period of October 26, 2005 through April 2, 2006, there was no COPR waste material removed from the site. The main excavation activities commenced on April 3, 2006 and continued through September 16, 2009. At the start of the project, the site removed on average a 1,000 tons per day. As the excavation progressed the daily excavated volume fluctuated from minimally 1,000 tons per day during the winter months and increased to rates as high as 1750 tons per day during the summer months.

All the excavated material from the main excavation activities was sent to US Ecology of Idaho (EPA ID# IDD017114654) for disposal.

6.1.1 Hazardous Waste

6.1.1.1 Total Amount of Hazardous Waste Removed from Site:

The following table indicates the total amount of hazardous waste removed from SA-7 to various facilities.

Table 6.1.1
Hazardous Waste Removal Summary

Material	FACILITIES				
	US Ecology (tons)	**Stablex Canada** (tons)	**Michigan Disposal** (tons)	**CWM Chemical Services** (tons)	**I.E. DuPont** (gallons)
Barrier Wall	36,165	15,403	2,328	678	N/A
Main Excavation	1,293,730	N/A	N/A	N/A	N/A
Miscellaneous Material: (Work Platform, SCB/SST Stockpile, Frac Tank Sludge)	3,911	N/A	N/A	N/A	45,778

6.1.1.2 Waste Water Treatment Plant (WWTP) Filter Cake Removed from Site:

The on-site WWTP generates chromium contaminated filter cake sludge (D007). The volume of filter generated varies based on operations of treatment plant. At the present time all the filter cake sludge is being disposed to Stablex Canada (EPA ID # NYD980756415). A total of 1,881.22 tons as of December 31, 2009 of filter cake sludge was disposed during 2005 to 2009. The generation of the WWTP filter cake sludge is an on-going operation.

6.2 Non- Hazardous Waste

All of the non-hazardous disposal activities were related to the Barrier Wall construction activities. The non-hazardous material was generated from work platform removal and excess SCB material. Non hazardous disposal activities commenced on April 6, 2006 and were completed July 24, 2009. The following non-hazardous landfill facilities were utilized:

- New Jersey Meadowlands Commission: 1-E Landfill, 100 Baler Blvd., North Arlington NJ, 07031
- New Jersey Meadowlands Commission: Keegan Landfill, 437 Bergen Ave., Kearny NJ, 07031

The following table indicates the total amount of non-hazardous waste removed from SA-7 to various facilities:

Table 6.2.1
Non-Hazardous Waste Removal Summary

Material	FACILITIES	
	NJMC 1-E Landfill (tons)	**NJMC Keegan Landfill** (tons)
ID-27 Soil	35,119	2,101
ID-13 (asphalt)	N/A	248

7.0 GROUNDWATER

7.1 Deep Overburden and Bedrock Groundwater Pump and Treat Remedy Description

The court ordered remedial investigation of the intermediate, deep overburden and bedrock groundwater began in 2003 and concluded in 2007 with the issuance of the Final Groundwater Investigation Report dated February 2, 2007. Remediation alternatives analysis were performed and findings described in the March 5, 2007 Deep Overburden Groundwater Remedial Alternative Analysis and the May 7, 2007 Bedrock Groundwater Remedial Alternative Analysis. On August 29, 2008, the Court approved the Deep Overburden and Bedrock Groundwater Remedies. The selected remedy captures and treats the deep overburden and bedrock groundwater plume by pumping and treating the pumped groundwater at the existing wastewater treatment plant prior to discharge to the Hackensack River. The system was put into service on December 11, 2008. Long term monitoring financial assurances have been established for the operation maintenance repair and replacement of the groundwater remedy.

The Deep Overburden and Bedrock Groundwater Remedy removes groundwater from the deep overburden and bedrock in three recovery wells. At present the groundwater is treated at the SA-7 wastewater treatment plant (discussed in Section 3.0). The remedy system has following major components:

- Two deep overburden wells located north of SA-7 on the DiFeo property, and one bedrock well located on SA-7. The well screens and pumping rates were designed to capture a groundwater plume migrating toward the Hackensack River, and draw back the portion of the plume that is under the River.
- Force main to the SA-7 wastewater treatment plant.
- Increased aeration in the SA-7 plant effluent aeration basin by adding a blower to enhance Volatile Organic Compound (VOC) removal.

System construction began in July 2008 and was completed in December 2008. Record Drawings of the system (Drawings R-1 through R-14, and electrical Figures. E-1 through E-13) are provided in Appendix F. Well locations are shown on Record Drawing No. R-1. Extraction well details are provided on Drawing No. R-9.

7.1.1 Extraction Wells

The three pumping wells are:

- 087-PW-1 (deep overburden zone well located on the DiFeo property)
- 087-PW-2 (intermediate zone overburden well located on the DiFeo property)
- 115-MW-203BR (shallow bedrock well located on SA-7 Honeywell property)

The two deep and intermediate zone overburden recovery wells (8-inch diameter Schedule 80 PVC) were installed in 1997 during a pre-design investigation, and are located adjacent to the river at the down-gradient edge of the landward plume. The bedrock well (4-inch diameter Schedule 40 PVC) was installed in 2004 during a geotechnical investigation.

7.1.2 Conveyance System

Collected groundwater is pumped from the wells to the SA-7 WWTP. The force mains are pressurized by submersible electric pumps in each of the extraction wells. Each well has a separate double barrier high density polyethylene (HDPE) force main pipe. The design flow rate from each well is shown below:

Table 7.1.2
Extraction Well Design Pumping Rates

Well	Design Rate (gpm)
087-PW-1	40
087-PW-2	15
115-MW-203BR	7

The force mains consist of a double-contained HDPE pipe, and laterals to each well. The force main from extraction well 087-PW-1 consists of a 3 inch carrier pipe within a 6-inch containment pipe. The force mains from wells 087-PW-2 and 115-MW-230BR consist of a 2-inch carrier pipe within a 4-inch containment pipe, as shown on Record Drawing No. R-10. The laterals consist of 2-inch HDPE pipe. The force mains were installed in a trench and bedded in compacted sand. Potentially contaminated soils excavated to install the force main were handled within the SA-7 transport and disposal system. Potentially contaminated water encountered during trench construction was collected in Frac tanks and processed at the SA-7 treatment plant.

Cleanouts were installed along the length of the force main. In addition, air release valves were installed along the force main. The air release valves were installed at the highest elevations of the force main (i.e., high points), as shown in the Record Drawings. Leak detection risers and valves were incorporated into the system to monitor for leaks in the carrier pipe.

Along the SA-7 bulkhead area, pipe bedding was wrapped in separation geotextile to prevent migration into the coarse free draining backfill placed inboard of the SA-7 bulkhead. Penetration through sheet pile barriers at the north and south ends of SA-7 were sealed with concrete. In addition, penetration of the S-C-B barrier adjacent to the bedrock well was sealed.

7.1.3 Blower and Aeration Components

The existing aeration system within the treatment plant was modified to treat VOCs from the Deep Overburden and Bedrock Groundwater Extraction system flow. Modification to the existing treatment plant aeration system included a new blower and associated piping and controls. In addition, a vent was installed through the covered effluent aeration tank and through the roof of the treatment building.

7.1.4 System Controls

The groundwater extraction and treatment system is controlled by the programmable logic control (PLC) unit and various manual controls. The WWTP PLC was modified to include controls associated with the Deep Overburden and Bedrock Groundwater Extraction and Treatment System. The PLC unit is housed in the treatment plant. Flow from each of the force mains is controlled by manual throttling valves within the treatment plant. The PLC was programmed to control the Deep Overburden and Bedrock Groundwater Extraction and Treatment system as follows:

- The PLC sends a signal to the pump controller to start pump/receive water from the well. Communications cables were installed within the force main excavations.
- The PLC receives fault signals for various conditions (e.g., low well level, starter overload, day-run, under/over voltage, over temperature speed reduction, etc.), displays fault and triggers auto dialer.
- PLC displays system flow and totalized flow.
- Aeration system sends signal to PLC for various conditions (e.g., overload alarm, air flow present, etc). Operating signals are indicated at the PLC unit.

The manual controls on the system include throttling valves, direct readout flow meters and shut-off valves, as shown on Record Drawing No. R-11.

7.1.5 Electrical Service

Electrical power to the Deep Overburden and Bedrock Groundwater Extraction and Treatment system was provided from existing 480 volt power stations (panels) located on the SA-7 perimeter. The electric service was run from the power station to the traffic boxes located at each extraction well. The traffic boxes house the 7.5 KVA step down transformers, pump controllers, remote start/stop, GFI receptacle, heater and exhaust fan.

7.1.6 Site Restoration

Following installation of the Deep Overburden and Bedrock Groundwater Extraction and Treatment System, the disturbed areas were restored. Restoration included grading the disturbed areas, applying seed, curb and asphalt repairs and fence replacement. Areas disturbed during installation of the force mains were graded to provide a suitable surface for seeding. Following grading activities, the disturbed areas were seeded. The seeding, fertilizer and mulch placement was accomplished by hydroseeding. In addition, as required by the Flood Hazard Area permit, trees and shrubs were planted in designated areas within the riparian zone of the Hackensack River. A total of 8 Swamp White Oak trees and 20 Arrowwood bushes were planted on May 5, 2009 on the Jersey City municipal properties, in the locations required by the Flood Hazard Area permit.

8.0 STORMWATER

8.1 Stormwater Program Overview

The overall stormwater management procedure included maximizing the separation of clean rainfall runoff (rainfall that has not come into contact with COPR), from stormwater which contacted "source" material (i.e. COPR) during the remediation program. Stormwater program documentation including monthly outfall reporting summary and Stormwater Pollution Prevention Plan (SPPP) information is provided in Appendix G.

The plan called for the containment, collection and treatment (in the site wastewater treatment plant) of all groundwater and rainwater on the site that had contacted COPR. Asphalt containment and diversion berms (or equivalent) were planned to separate active construction areas from clean areas. After invasive work was completed, contaminated surfaces were covered or cleaned to restore Exclusion Zone areas to Support Zone conditions, where stormwater remained clean and sheet flow runoff was permitted. Ferrous sulfate was used as described below to prevent hexavalent chromium discharges above 50 ppb to the Hackensack River.

Stormwater that did not contact the COPR, including water that was collected from undisturbed areas and "clean" water from remediated areas, was managed with diversion berms and sump pumps for discharge to the River at the bulkhead and also to the Rt. 440 storm drain system. Clean water collected was discharged to the River through a Stormwater Header Pipe running along the south property line, located above ground on top of the south barrier wall. The sloped Stormwater Header Pipe was capable of discharging to the River directly or to the swale at the west end of the site by the use of a slide gate and diversion tees.

Construction of the perimeter barrier and COPR excavation temporarily disrupted sheet runoff of stormwater to Route 440 and the Hackensack River. Where discharge of clean stormwater was interrupted, clean water ponded in isolated low areas within the Support Zone. Ponded clean stormwater was pumped to areas of the site which discharged to the River by sheet flow, or to a Stormwater Discharge Pipe located along the south property line. Standing water outside of exclusion zones that exhibited any indication of contamination were promptly removed. If any ponded water was contaminated (either by virtue of its color or by virtue of its proximity to exclusion zones), the water was tested with a Hach test kit for hexavalent chromium. Clean water was discharged to the stormwater swales; water containing hexavalent chromium > 50 ppb was sent to the wastewater treatment plant.

The Stormwater Pollution Prevention Plan contained six drawings in Appendix B that indicated typical stages of the soil replacement phase and proposed separation of the clean and contaminated water sources. Berms were constructed to reflect the current excavation situation.

Asphalt berms were used to subdivide the ground surface into four zones for stormwater management as follows:

1. Exclusion Zone (active excavation face, and sealed excavation face, EZ)

2. Contamination Reduction Zones (truck and equipment decontamination pads, CRZ)

3. Support Zone Use of water and spray sealants for dust suppression (SZ)

4. Restricted Work Zone where non-hazardous wall spoils may be stockpiled and vehicular traffic was prohibited

The zones moved with excavation progress (Excavation removes CRZ; progressively turning CRZ into EZ).

Extraction of contaminated groundwater with a vacuum wellpoint system started several months before earthwork started, therefore most of the excavation was performed on unsaturated soils. All decontamination washwater, surface sump pumps and the wellpoint effluent was pumped to a wastewater conveyance pipe located above ground along the southerly barrier wall with discharge to the WWTP. A 400,000 gallon sediment settling tank was constructed on site to settle out contaminated storm water sediment and equalize storm water flow peaks to the wastewater treatment plant. When other waste waters exhibited sediment concentrations >500 mg/l Total Suspended Solids, they were settled in the sediment settling tank. However, it was preferred to reserve the capacity of the sediment settling tank primarily for contaminated storm water only.

Excavation on the site was performed by large backhoe equipment, which deposited the excavated material directly into watertight truck containers. Decontamination of truck and equipment occurred at the loading area to assure contamination did not leave the work area.

As the project progressed westward, new finished soil grades were established and the surface covered with a layer of clean crushed stone over a geotextile to prevent dust blowing and soil erosion.

A deep subdrain system was installed in the new porous backfill for ground water collection on 100 foot centers in a north-south longitudinal direction as the project progressed. All subdrains were inter-connected to a series of dewatering sump pumps which discharged to the stormwater header pipe. Only stormwater that fell within the site on the clean backfill was collected in the deep subdrain system since the perimeter barrier wall prevented all surface and subsurface flow to and from the project site.

8.2 Criteria for Discharging to the Hackensack River

The criteria for discharging stormwater to the Hackensack River was to achieve <50 ppb hexavalent chromium and pH between 6 and 9 SU. When necessary, as determined by Hach testing for hexavalent chromium discharge, ferrous sulfate was manually spread in swales to prevent potential hexavalent chromium discharge. Lime was also used to

neutralize the pH of the ferrous sulfate treated water. This stormwater management protocol was developed and approved under the oversight of NJDEP's Site Remediation Program before the Federal Court's Final Judgment. A usage log was kept and reported in the SPPP Annual reports.

8.2.1 Surface Water Sampling Data

When sufficient precipitation occurred to create a discharge at one or both swales, the surface water was sampled and tested with a Hach test kit for hexavalent chromium and for pH with a pH meter. When the discharge occurred during normal business hours, a water sample was collected and sent to the analytical lab for testing of hexavalent chromium, total dissolved solids, total chromium and pH. If the hexavalent chromium concentration was greater than 50 ppb from the Hach test, then ferrous sulfate (and lime if necessary) was spread to treat the discharge to a level less than 50 ppb hexavalent chromium. A second Hach test was performed to verify proper treatment and a second water sample collected to send to the analytical lab. Samples for the analytical lab were not taken after 3:30 pm on Friday or anytime on Saturday and Sunday or Holidays since the turnaround time for hexavalent chromium was 24 hours and the laboratory was closed. The testing data and photographs of the discharges were reported monthly in the Progress Reports and again in the annual SPPP reports.

8.3 Stormwater Monitoring/ Testing

There were two swales, one at the north property line and one at the south property line. Storm water from the western 2/3 of the site drained to both swales and discharged to the Hackensack River. (During construction of the west wall of the barrier, all water was diverted to one central flume.) As required and approved by NJDEP, storm water was sampled during normal business hours during or after each precipitation event resulting in a discharge, for pH, Total Dissolved Solids, Total Chromium and Hexavalent Chromium. Later in the project, a contractor was on call for evenings, weekends and holidays to perform monitoring and treat with ferrous sulfate if necessary. The goal of achieving <50 ppb hexavalent chromium was generally achieved without spreading ferrous sulfate in the swales prior to precipitation events. Treatment on an as needed basis was sometimes necessary to protect the Hackensack River. Ferrous sulfate was used in impounded contaminated stormwater areas and on contaminated puddles prior to pumping to the WWTP.

8.4 SPPP Management

The General Stormwater Permit and SPPP covered the Study Area 7 site in Jersey City. Over the past five years Honeywell worked consistently to respond to continually changing construction conditions and made improvements to its storm water management practices and improvements to its SPPP. Improvements made included the following:

- Extensive berms and barriers were constructed to provide segregation of exclusion zones.

- Multiple stockpile containment areas were constructed to keep clean storm water from coming into contact with the stockpiles as well as to contain the storm water within the bermed areas that had come in contact with the stockpiles.
- Pumping priorities to pump out the containment berms were established. Containment areas near the River are pumped first.
- Large diesel Gorman Rupp pumps were purchased for immediate ability to pump storm water from containment areas to storage tanks.
- Multiple frac tanks were rented and placed around the site as necessary to provide containment and temporary storage of contaminated storm water and decon waters.
- A puddle pumping protocol was established to ensure that contaminated puddles would be removed as soon as practical so that material would not be spread around the site onto clean areas.
- A 400,000 gallon storm water settlement tank with associated secondary containment was constructed.
- A better communication tool was established to convey inspection findings to the construction management supervisor and his contractors in the way of a standardized check list.
- A daily contractor inspection checklist was established and implemented to ensure that a responsible contractor inspected his work areas at the end of each shift ensuring compliance with good housekeeping and good safety measures.
- Out of concern that leaking or weeping berms were interfering with the segregation of clean storm water onsite, Honeywell began the routine (weekly) application of waterproof sealant to containment berms on the west end of the site.
- An October 2005 update to the SPPP was written to include new containment scenarios through the proposed construction sequence, to include specific storm water permit Appendix B items and to correct an inconsistent statement in Appendix C of the SPPP regarding the use of ferrous sulfate that conflicted with the Court Order and practices of the site management.
- A February 2006 update to the SPPP was written to reflect the Court approved construction sequence.
- Clean backfill trucks drove through a wet sump to remove backfill soil from their tires before exiting the site.

- A contractor was retained to perform evening, weekends and holiday storm water swale monitoring of significant precipitation events.

In accordance with the SPPP, weekly inspections were performed to ensure that proper stormwater management protocols were followed. These items were tracked and completion documented. These weekly inspection reports were submitted in the monthly progress reports as well as in the annual SPPP report. As would be expected on an active construction project of this size and magnitude, inspections for SPPP items revealed that continuous maintenance and diligence was required for stormwater management practices. Maintenance items frequently noted included:

- Repairing silt fence
- Replacing damaged or missing hay bales
- Pumping out containment areas for treatment
- Pumping or vacuuming puddles from low spots
- Replacing blinded catch basin filter fabric
- Repairing damaged berms
- Sealing leaking/seeping berms
- Re-tarping, tarping stock piles, and spraying sealant Formula 480
- Repairing, re-attaching, replacement, adding, and moving exclusion zone fences (orange plastic fences)
- Repairing or relocating swale check dams and berms
- Removing accumulated sediment in containment areas
- Placing ‘speedy dry’ under oil drips and secondary containment under drums
- Placing gas cans back in the flammable cabinet when not in use
- Enforcing of good housekeeping measures

9.0 PERMITS

9.1 Permits Summary

Many permits were obtained over the course of the remediation project, as summarized in the table below:

Table 9.1
Permit Summary

Permit	Purpose	Status
NJPDES	Direct discharge of treated wastewater to the Hackensack River. Effluent limits and monitoring requirements are observed and monthly discharge monitoring reports are submitted.	Current permit is valid and being renewed by NJDEP. The general permit for construction storm water expired and final annual report was submitted March 2010. See below for Soil Erosion and Sediment Control Plan and General Construction Storm Water Permit.
Highway Occupancy Permit	Needed to relocate the gas main along Route 440.	Expired and no longer needed.
Driveway Access Permit	To rebuild the entrance off of Route 440.	Expired and no longer desired.
Waterfront Development Permit	Allowed the excavation backfill remediation to take place adjacent to the Hackensack River.	Expired and no longer desired.
Coastal Area General Permit #15	Allowed the construction of the GWET system pipelines to take place adjacent to the Hackensack River.	Current, additional remediation activities may be performed under this permit before April 22, 2013 by amendment.
Flood Hazard Permit	Allowed the construction of the GWET system pipelines to take place adjacent to the Hackensack River.	Current, additional remediation activities may be performed under this permit before April 22, 2013 by amendment.

Permit	Purpose	Status
Soil Erosion and Sediment Control Plan and General Construction Storm water Permit	Allows construction with a disturbed area of one acre or larger that complies with Clean Water Act requirements to reduce polluted runoff. Requirements include coverage under the NJ -issued NPDES permit, development and implementation of a Storm Water Pollution Prevention Plan, weekly inspections and documentation of runoff controls, an annual report and notification of regulatory authorities when the site has been stabilized.	The current permit will expire on October 28, 2012. The main site soil erosion and sediment control plan and general construction storm water permit was closed out during early 2010 following completion of site disturbance and backfilling activities.
Dewatering Permit by Rule	Allowed the dewatering of the COPR by the well point vacuum system within the hydraulic barrier wall containment.	Expired and no longer needed.
TWA Permit	Allowed the construction and operation of the wastewater treatment plant.	Requirements completed.
PVSC Authorization to Discharge Construction Waters	Allows the discharge of construction waters containing tannin to be discharged to the sanitary storm system for treatment by the Passaic Valley Sewerage Commission wastewater treatment plant. Daily chromium concentration monitoring and monthly monitoring for metals, organics and volatile organic compounds are required. Monthly MR-1 and MR-2 discharge monitoring reports are submitted.	Current but expires on December 31, 2013. Permit renewal application is due on or before June 30, 2013.
Subchapter 8 Air Permit	Allows the discharge of the deminimus VOCs from the WWTP. Monthly sampling of the influent sump for VOCs, daily recording of groundwater pumping volumes and annual calculation of VOCs discharged and annual report are permit requirements.	The current permit expires on June 23, 2014.

10.0 SCHEDULE

This section of the report describes the schedule activities associated with the project. Thought the duration of the project, the progress schedule was updated weekly, with input from the Construction Management team and subcontractors utilizing Primavera scheduling software. The schedule was submitted to the Special Master in the monthly progress report for approval. A major milestone of the project was that excavation activities were completed on ***September 16, 2009***, which was two months ahead of schedule. A copy of the project schedule is presented in Appendix I of this report.

The following is a summary of the key activities that occurred throughout the duration of the project.

Activity	Start Date	End Date
Construction of Site Facility Services	11/25/04	07/26/05
Waste Water Treatment Plant Operations	06/16/05	Ongoing
Excavation of the Slurry Supported Trench	05/19/05	10/26/05
Construction of Barrier Wall	03/14/05	04/13/06
Sheetpile Installation Activities	12/19/05	04/21/06
Operation of the Shallow Groundwater System	12/13/05	08/11/09
Excavation Activities	04/03/06	09/16/09
Backfill Activities	05/31/06	01/15/10
Bulkhead Excavation Activities	09/04/07	02/05/08
Construction of Pivot Ditch	04/07/08	05/30/08
Deep ground water Remedy	06/16/08	12/31/08
Project Completion	01/29/10	01/29/10

11.0 OPERATION AND MAINTENANCE

11.1 Ongoing Feature Summary

11.1.1 Positive Outward Gradient

The perimeter barrier and terraced pool system was designed to maintain positive outward gradient on the north, east and south sides of the site. Ten perimeter pool segments were constructed as follows. Low permeability fill was placed atop subgrade, then a narrow zone of granular fill was placed against the perimeter barrier atop the low permeability fill. This zone was separated from the general granular backfill by a vertical column of low permeability fill. The segments were separated by full-height columns of low permeability fill, and connected with a pipe which was set with invert at the desired water level for the pool. Water levels were selected to be slightly above the adjacent outboard groundwater level to provide positive outward gradient at all times. The pool levels are terraced, with the highest levels in the northeastern corner of the site. Water can be added to the highest pool by external means to maintain the desired level. This water then flows down the terraced levels to maintain the desired level in all downstream pools. To the extent that other methods are developed in the future to maintain positive outward gradient, this perimeter pool system will become unnecessary.

11.1.2 Under-Drainage System

The underdrainage system consists of a network of perforated pipes below the site. The pipes connect at concrete manholes and HDPE sumps left in place after pumping for groundwater control was completed. The system is described in Section 5.8 – Underdrainage System and West Barrier.

11.1.3 Structural Bulkhead

The Hackensack River bulkhead was constructed circa 1920-1930, and rehabilitated in 1995. The original construction was a timber sheet pile bulkhead at the River edge, supported with a low water wale and steel tie rods to a timber pile supported deadman anchorage structure. The rehabilitation was required because the vertical sheet piles were degraded above low water. The 1995 construction placed horizontal lagging boards in front of the vertical sheet pile and filled the gap between the two systems with pea gravel. The horizontal lagging system was supported with pile A-frames outboard of the original bulkhead.

The bulkhead was inspected and maintenance construction was performed prior to excavation. Excavation for COPR removal exposed the inboard face of the original sheet pile, tierods, and deadmen. The sheeting was left in place; weep holes were cut in the 1920's sheet pile and 1995 horizontal lagging. Damaged tie rods were repaired. Lightweight fill materials were placed inboard of the bulkhead above the water table to reduce earth pressure acting on the timber

frame system. After excavation and backfill, in a few areas granular backfill was lost through a gap which had developed between the sheet pile and the low water wale; this gap was filled with expansive foam grout from the River side to prevent loss of granular backfill.

11.2 Review - Monitoring and Maintenance Requirements

Monitoring and maintenance requirements include implementation of the Long-Term Monitoring Plan (LTMP) for the Deep Overburden and Bedrock Groundwater Remedy (HydroQual, June 13, 2008). The LTMP includes the following components:

- Hydraulic Monitoring
- Groundwater Quality Monitoring
- In-Situ Groundwater Sampling Beneath Hackensack River
- Plume Diversion Area Monitoring
- Subsurface Containment Barrier Outward Gradient Monitoring
- Annual Progress Reporting

Structural Bulkhead Maintenance

The bulkhead should be inspected each 5 years, and maintained to correct physical damage or deterioration. Damaged piles should be repaired to provide adequate lateral support of the retained fill. Lost timber blocking should be replaced. Corrosion of the tie rods, nuts, and washers at the low water wale should be assessed on each inspection.

Weep holes in the timber bulkhead should be inspected routinely at extreme low tide to determine whether they are allowing free flow of groundwater. If groundwater cannot flow freely through the weep holes it could allow lateral pressures to build on the inboard side of the bulkhead in excess of the design pressures, which could cause bulkhead movement. If the weep holes are not allowing free flow of water, they can be accessed from the inboard side by excavating at low tide. It should be possible by inspection to determine and remove the cause of blockage.

Appendix A: Representative Photographs and Project Transmittal Log

A-1 Site Aerial with Key Features

A-2 Aerial Photos

A-3 Construction Photos

A-4 Special Master Transmittal Log

Appendix A-1: Site Aerial with Key Features

Completion, Documentation and Remedial Action Report
Study Area 7
Appendix A-1: Site Aerial Photo with Key Features

Honeywell



Appendix A-2: Aerial Photos


April 2006


January 2007


August 2007


January 2008


October 2008


June 2009


January 2010

Appendix A-3: Construction Photos



Stockpiling Of Material Onsite



Dust Control



Installation Of A Temporary Fence Around Roned Site



Demolition Of The Roned Building



Demolition Of Building



Installation Of Truck Scales



Installation Of Permanent Fencing Around The Site



Installation Of Silt Fence







Installation Of Fencing



Installation Of The Water Treatment Tanks



Leveling The Area For placement of An Asphalt Parking Lot



Installation Of Sheet Piling For Vertical Hydraulic Barrier



Placement Of Subbase For Platform



Continue Installation Of Sheet Pilings



Stockpiling Of Clean Material



Surveying



Test Pit



Berm Around the Water Treatment System



Rig No. 2 On South Wall



Cutting To Grade On North Wall



Raito Fill The Top Of The North Wall



A Truck Cover Through The Washer Building



Foam Application for Pilot Excavation



Driving A Sheet Piling



SCB Spoils Area Loaded Out On Diagonal



Installation Of Soldier Beams Along The Southern Wall



The West Work Area



Griffin Lays Out Pipes For Headers



Raito Assembles Batch Plant Ready To Run



Entact Building The Access Ramp



OSI Sediment Sampling Vessel And Millers Launching Barge On Hackensack River



Bowling Alley



Rig No. 1 Working On The West Wall



Installation Of Well Casing For Deep Well In East Cell By Griffin Dewatering



SCB Rig No. 1 Driving A Beam



Remixing On The South Wall



Raito Repairs On The East Fence Windscreen



Drilling On The East Wall



Raito's Settling Tank



Raito's New Grab Sampler In Action



Liner Building, Rig No. 1



Shallow Wells System Headers H-1 Through H-3



Raito Builds Work Platform In SW Corner



Entact Places Liner In USE Truck In The Liner Building



Installation of PZ-22 30' Sheet Pile Along Southern Wall Of Eastern Cell



West Wall Alignment



Contract 6 Excavation Continues



Entact Loads COPR Material Onto A Lined Truck



Toe Berm



Entact Uncovers A Large Concrete Footer In Grid Q2



Concrete Footings Are Removed From The Excavation



Workers Prepare To Install The Ramp To The River Barge



Eii Installs Electrical Conduit For JCIA Light Poes



Entact Uploads Type B Backfill Into The SE Corner Of The Excavation To Create A Ramp



Roman Asphalt Installs An Asphalt Ramp Into The Southeast Corner Of The Excavation With Type B Backfill Material (Sand)



Entact Removes SCB Spoils Around The SW Spillway Barriers



Entact Places Plastic Sheeting On Top Of Meadow Mat



Clay Progression Along Sheet Piling



Type A Backfill Is Placed In The Excavation Against The North Wall In The Northeast Corner



JCIA Property Following Cleaning And Patching Of Asphalt



Entact Initiates The Installation Of The Under-Drainage System In The Excavation



Entact Installs Steel Sheeting For SCB Details Along The South Perimeter Adjacent To Teal Trucking



The Long Stick Excavator Cleans The Bottom Of The Excavation While Type B Backfill Is Placed In The Background



Exposed Eastern SCB Wall Following The Removal Of Sheet Pile



Entact Excavates Around Timber Piles From The Old Roned Building



A View Of The Entire Excavation From The South Wall



Sheet Pile Sections Are Removed



Entact Removes Clay Against The Southern SCB Wall Concurrent With Sheet Pile And Trapped COPR Removal



Entact Installs The Modified Underdrainage System Along The North SCB Wall



Entact Installs The Modified Underdrainage System Along The South SCB Wall



Entact Installs The Underdrainage System In The Backfill



Entact Removes The East Work Platform Along Rt. 440



B&B Drilling Completes The Installation Of W3-SI, SO Piezometers And Inclinometer W3-IN



Entact Installs Silt Fencing Along The South Perimeter Fencing



Entact Places DGA And Constructs Forms For Concrete Encasement For Gravity Storm Drain Line In Front Of The Truck Wash And Liner Building



Entact Pours The Concrete Slabs Over The Abandoned Gas Main Along Route 440



KBI Pours A Section Of Concrete Sidewalk Along Route 440



Entact Installs The First 36” Underdrain Collection Sump



Entact Loads Out Work Platform Material By The Northwest Stop Logs



Entact Installs Under-Drainage Piping In The Backfill



Route 440 Facing North Following Detail Work (Excluding Utility Pole Installation By PSE&G)



Scraped Meadow Mat Material Is Placed On The Excavation Face Where It Is Allowed To Drain And Dry For Several Days Before It Is Loaded Out



Griffin Installs Well Points In The West Cell



Sheet Pile Is Removed From The Northern Wall Of The Excavation



The Long Stick Excavator Is Operating In Close Proximity To The Main Excavator, Minimizing The Amount Of Drainage Toe Area



Entact Stockpiles Type B Backfill



Entact Installs Under Drainage Piping In The Type B Backfill



Excavation And Load Out Activities Despite Low Temperature



Entact Excavates, Scrapes Meadow Mat, And Compacts Type B Backfill



Entact Installs Plastic Sheeting To Protect The Toe Of The Type B Backfill



Entact Scrapes In QC Grid C19 And Places Meadow Mat On The Excavation Face For Future Load Out



Entact Utilizes The Vacuum Truck To Remove Tannin Water From The Meadow Mat



18 Inch Gravity Drain Line At The Bulkhead



Entact Installs The Double-Walled Piping For Deep Wells DP-1 And DP-4



Double-Walled Piping Extended From Deep Well DP-1 To The Southern Wall



Entact Installs The East Perimeter Pool Area Overflow Piping



Entact Sets Storm Water Catch Basins For Piping Along The East Perimeter



GNK Ironworks Completes The Installation Of Both Caged Safety Ladders For Roof Access On The Truck Wash Building



Entact Installs Underdrain Piping In The Type B Backfill



Entact Plumbs PVC Header Pipe To Old Bulkhead IRM Wells And Piezometers



Entact Installed The Stop Logs In The Northwest Corner Of West Cell



Entact Scrapes The Bottom Of The Excavation By Diagonal Wall



Entact Excavates In QC Grid C24, Removing Old Corrugated Metal Storm Water Piping



Roman Asphalt Paves The East Perimeter Road And Asphalt Wedge



Entact Completes The Installation Of The Southern Sluice Gate On The Sheet Pile



The Long Stick Excavator Scrapes The Meadow Mat As It Moves Up The Ramp



Timber Piles In The Excavation


Placed And Staged Type A Backfill (Clay) At North Wall



Remnants Of The Diagonal SCB Wall Uncovered As Entact Scrapes In QC Grid D25



Type C Backfill (3/4" Stone) Is Placed On The East Cell



Type A Backfill Material Being Offloaded Prior To Placement For Meadow Mat Repair



Roman Asphalt Installs Berms At The Bulkhead Excavation Area Exclusion Zone



Sizing Of Removed Concrete Foundations & Pile Caps With A Hoe Ram Prior To Off-Site Disposal



Entact Installs Underdrainage Piping And Fabric Along The North Wall



Entact Excavates A Trench In The Type B Backfill For The Installation Of The DP-2 Discharge Line



Entact Excavates In The Northern 30' Of QC Grid BH-1 At The Bulkhead



Entact Uses The Excavator-Mounted Shears To Remove And Cut Up Piles



Entact Backfills Bulkhead QC Grid BH-1 With Type C And Type D Backfill Material



Weep Holes In Grid BH-2 Of Bulkhead Excavation In West Cell



Entact Removes Trench Boxes Between Grids BH-1 And BH-2 For Placement At The South End Of BH-3 At The Bulkhead



Entact Places Type D Material (Solite) On Grid BH2 At The Bulkhead Excavation



Entact Excavates In Grid D30 And Scrapes Meadow Mat In Grid B30



Siemens Prepares Fabric Plates For Installation On Filter Press



Entact Backfills Grids BH-5 And BH-6 At The Bulkhead



Entact Excavates And Loads Trucks From Grid A32



Entact Excavates COPR From Grid BH-9 At The Bulkhead



Entact Scrapes Meadow Mat From Grid B32 With Long Stick Excavator As Hitachi Excavator Excavates COPR From Grid D32



Entact Installs Weep Holes In Bulkhead Grids BH-7 And BH-8



Entact Places Polyethylene Sheeting At The Toe Of The Type B Backfill



Hitachi Excavator Loading Excavated COPR Into Truck From Grid B33



Entact Installs Fabricated Stop Log & Spillway Access Platform At The NW Storm Water Outfall



American Wrecking Proceeds With The Demolition Of The Bowling Alley



Entact Pushes Out Type B Backfill Bridge Lift On Grid C-32



Entact Places Type B Backfill On Grids D26 Through D29



Entact's Ramhoe Dismantling Concrete Pile Caps And Foundation



Entact Excavates And Loads Out COPR From Grid B35



Entact Installs Underdrain Piping In The Backfill Of The East Cell



Entact Cleans Residual Solids From The Bulkhead/Waterfront EZ



Samples From The Borings Collected From The Southern Work Platform



Entact Scrapes The Excavation Face From Grid C37



Roman Asphalt Paves The Outboard Southern Spillway With Asphalt



Entact And Moretrench Drill Holes For The Injection Of Grout To Seal The South SCB Wall At Station S9+83



Entact Torch Cuts Sheet Piles To Be Removed From The Southern Wall From Stations S8+50 to S9+83



Entact Places And Spreads Type C Backfill In The Eastern Cell Of The Excavation



Entact Torch Cuts Top Of Sheet Piles Along The Northern SCB Wall At Station N12+06



EEntact Installs 8” Diameter PVC Perimeter Pool Piping From Stations S4+46 to S7+04



Entact Installs PVC Underdrain Piping Along The Southern Wall From Stations S8+17 to S10+60



Entact Places Type A Backfill Along The Southern Wall And Is Compacted With The Padfoot Roller



Entact Places Fabric And Type B Backfill Prior To Modified Perimeter Pool Installation Along The Southern Wall Of The Eastern Cell



Entact Removes The Last Of The Sheet Pile Along The Northern SCB Wall



Entact Excavates And Removes COPR From Partial Grids G42 And F42



Entact Personnel Drills Weep Holes Through The Shotcrete Along Excavation Face



Entact Cleans And Removes Water And Residual Solids From The Truck Decontamination Pad



Entact Places A Synthetic Liner At The Edge Of The Toe Of The Bridge Lift



Entact Places Synthetic Liner At The Toe Of The Bridge Lift In Row 42 Grids



The Excavation Exposes The Northern Sluice Gate/Stop Log Assembly And Sheet Pile In The Western Cell



Entact Installs Pipe Riser For Modified Perimeter Pool Underdrainage System



Entact Installs Modified Perimeter Pool Underdrainage Piping Along Northern Wall



Entact Excavates Trench For Pipeline Installation At Area C6 For Groundwater Extraction And Treatment System



Entact Installs Plastic Liner Along The Toe Of The Bridge Lift Over Grid H44



Entact Pushs Out Type B Bridge Lift Along The Northern Perimeter



Entact Installs Fabric And Pipe Bedding In Preparation Of The Installation Of GWET Pipeline



Entact Places Backfill Material Over Fabric And GWET Pipeline Along The South Side Of SA-7



The Southern Sluice Gate And Newly Paved Spillway Is Reopened



Entact Removes Asphalt Pavement From Degan Property In Preparation For Trench Excavation And GWET Pipeline Installation



Entact Excavates COPR From Grids K43, L43, And West Side Of Grid M43



Entact Installs Concrete Vault At The Northwest End Of The WWTP



Entact Welded Steel Plates On The Northern Wall


Entact Excavates And Loads COPR From Grid L41



Entact Dismantled Concrete Foundation Along Slope Face On Grid M41



Entact Pumps Out Storm Water Prior To Placement Of Type B Backfill Material Bridge Lift On Grid M42



Entact Compacts Type B Backfill Material With A Vibratory Roller



Entact Constructs Drainage Toe Berm With Long Stick Excavator



Entact Excavates COPR And Maintains A Proper Slope On The Excavation Face



Entact Pushes Out Type B & B1 Bridging Fill On Row 42



Entact Excavates The New Consolidation Pit Immediately West Of The Settling Tank



Demolished Concrete And Rebar From Former Valley Fair Loading Dock Foundation Along Row 41



Entact Excavates COPR From Slope Face Of Grids R42 and Q41



Entact Demolishes Concrete Footings In The Excavation



Concrete Footings Along The Excavation Face



Entact's Long Stick Excavator Scrapes Subgrade Material At Grid Q43


Entact Places An 18" Bridge Lift Of Type B And B1 Backfill Material On Grid Q42 And Installs A Synthetic Liner At The Toe Of The Bridging Lift



Entact Installs New Truck Tire Decontamination Station



Entact Repairs The Windscreen In The Employee Parking Lot



Entact Excavates And Loads COPR From Grid U44



Entact Installs Type 1 Geotextile And Places Type C Backfill On Rows 28 And 29



Deep Well DP-8 Discharge Line At The Western Wall Sheet Pile



Entact's Long Stick Excavator Scrapes Subsurface Soils From Grid T42



Entact Excavates And Loads COPR From Grid U44



Entact Installs Perimeter Pool Overflow Piping Along The Northern Wall



Entact Installs Manhole Grade Ring For Perimeter Pool Riser



Entact Installs Modified Perimeter Piping Along Westernmost Section Of The Northern Wall



Exposed Type A Backfill Material Along Northern Modified Perimeter Pool



Silt Rings And Opened Northern Sluice Gate



Entact Constructs An Isolation Stone Berm At The Southwestern Wedge Prior To Excavation Activities



Entact Pushes Out And Places Type B1 Backfill Material On Row 42 Grids



Entact Excavates And Loads COPR From Row 43



Entact Installs Under Drain Piping In The Type B Backfill Material



Entact Excavates And Removes COPR From Bulkhead At Degen Property



Entact Places Long Stick Excavator On Mats In Lower Deck Of Excavation Of Western Face That Sloughed



Entact Installs 1/8" Steel Sheets On The Outboard Side Of The Northern Wall



Entact Places Type C Backfill Material Along The Wedge Of The Northern SCB Wall



Moretrench Injects Grout As Part Of The Wall Repair At Station S22+32



Entact Places Type B & B1 Backfill Material Bridge Lift Onto Grids W43 And X43



The Excavated And Sampled Southern Section Of Row 44



Entact Removes Asphalt Paving From Southern Platform



Asphalt Wedge Along The Outboard Side Of The Northern Wall



Entact Excavates And Removes Shotcrete Material From The Eastern Face Of The Pivot Ditch



Exclusion Zone That Is Currently Reduced To An Area North Of The Truck Wash



Entact Installs Under Drain Piping In Grid Z43 Of The Western Cell



Entact Scrapes Subgrade Material From Grids AA41 And AB41



National Water Main Cleans Out WWTP Modutank No. 4



Entact Pressure Washes Bucket Of Long Stick Excavator Prior To Final Scraping Of Subgrade



Entact Excavates & Loads COPR From Grids AA41 And AB41



Entact Installs Under Drain Piping And Riser In Southern Perimeter Pool



Entact Installs Underdrain Piping In Type C Backfill Material In The Western Cell


Entact Pushes Out A One Foot Lift Of Type B Backfill With The D6 Bulldozer



Entact Places Type A Backfill Material Along Southern Modified Perimeter Pool



Entact Places Type C Backfill Material On The Western End Of Grid 44



Entact Places Type A Backfill Material Along Southern Perimeter As They Construct Southern Modified Perimeter Pool.



Entact Installs Westernmost Riser To The Southern Modified Perimeter Pool



Entact Removes Torch Cut Section Of Sheet Pile From Western Wall



Placed And Compacted Type B Backfill Material Over Southern Perimeter Pool Area



Entact Installs Type 2 Geotextile Along Southern SCB Wall In Preparation For Paving



Roman Asphalt Installs Asphalt Berm Along Southern Raceway



Roman Asphalt Installs Asphalt Wedge Against The Southern Wall Adjacent To The Liner And Truck Wash Buildings

Appendix A-4: Special Master Transmittal Log

Appendix A-4: Special Master Transmittal Log

Transmittal No.	Submittal Date	Proj.	Submittal	To
1	3/31/04	SA-7	Excavation RAA (CD) and Transportation RAA (CD)	Special Master
2	4/2/04	SA-7	Excavation RAA (Hard Copy) and Transportation RAA (Hardcopy)	Special Master
11	4/12/04	SA-7	MRCE Daily Field Reports	Thomas Lewis (Louis Berger Group)
15	4/15/04	SA-7	Groundwater Extraction RAA	Special Master
16	4/15/04	SA-7	Subsurface Investigation Report	Special Master
17	4/15/04	SA-7	Progress Report No. 11	Special Master
21	4/19/04	SA-7	IRM Response Letter	Special Master
22	4/20/04	SA-7	4/15/2004 Fax to PVSC Re: Loading Limit for Total Chromium and 4/16/2004 Fax to PVSC Re: Monitoring Well Data	Special Master
23	4/20/04	SA-7	Full result set from the February 2004 sampling of the Phase 1A wells.	Thomas Lewis (Louis Berger Group)
26	4/21/04	SA-7	Groundwater Work Plan Addenda 1 and 2	Special Master
29	4/23/04	SA-7	Transportation RAA Addendum	Special Master
32	4/26/04	SA-7	IRM Addendum No. 2	Special Master
36	4/28/04	SA-7	Additional TSDF Responses	Special Master
42	4/28/04	SA-7	Corrections to Table 3-1 of Appendix A of the Hydraulic Barrier RAA	Special Master
47	4/30/04	SA-7	Offshore Investigation Results Summary Report October 2003 to January 2004 Activities	Special Master
51	5/5/04	SA-7	Offshore Investigation Results Summary Report October 2003 to January 2004 Activities Hard Copies	Special Master
62	5/13/04	SA-7	TSDF RAA Tables	Thomas Lewis (Louis Berger Group)
64	5/14/04	SA-7	Groundwater Work Plan Addenda 1, 2, 3 and 4	Special Master
65	5/14/04	SA-7	Progress Report No. 12	Special Master
67	5/19/04	SA-7	OSI, Flett, Trident and Columbia Data Submittal	Thomas Lewis (Louis Berger Group)
68	5/19/04	SA-7	April 2004 Well Data Validated Analytical Groundwater Data Summary of Deep Overburden Wells	Thomas Lewis (Louis Berger Group)
69	5/19/04	SA-7	MRCE Daily Field Reports for April 2004 Field Notes from 3/3/2004 to 4/28/2004 (Mark Mondak)	Thomas Lewis (Louis Berger Group)
70	5/20/04	SA-7	Hardcopies Addenda 1, 2, 3 and 4 to the Deep Groundwater Investigation Work Plan	Special Master
73	5/25/04	SA-7	Final OSI Report (Geophysical Survey) #03ES076B Final OSI Report (Oceanographic Survey) #03ES076C Final OSI Report (Vibratory Coring, Trident Probing, Hand Penetrometer and Vane Shear Investigation) #03ES076D	Thomas Lewis (Louis Berger Group)

Transmittal No.	Submittal Date	Proj.	Submittal	To
75	5/27/04	SA-7	Final OSI Report (Hydrographic Survey) #03ES076A - CD Final MEC Report (Offshore Investigation - Sediment Toxicity, Bioaccumulation, and Benthic Infaunal Characterization) - CD	Thomas Lewis (Louis Berger Group)
76	5/28/04	SA-7	Sampling Grit 040504 JCMUA Sampling Grit Letter 040104 NJMC Sampling Grit Letter IRM Air Monitoring results Sample Location Map Minutes of 4/26/04 Permit Meeting with DEP	Thomas Lewis (Louis Berger Group)
79	6/2/04	SA-7	Resubmittal MED Appendices	Thomas Lewis (Louis Berger Group)
85	6/4/04	SA-7	Hard Copy Data Submittal: OSI and MEC Reports	Thomas Lewis (Louis Berger Group)
86	6/4/04	SA-7	May 27, 2004 Letter from Rick Wenning (Environ) to John Morris Daily Monitoring Data Sheet - Dewatering System Compiled Data Sheet - Dewatering System May 27, 2004 Sediment Meeting Presentation	Thomas Lewis (Louis Berger Group)
87	6/8/04	SA-7	Groundwater Addendum No. 5	Special Master
88	6/8/04	SA-7	Corrected Sediment Slides - Corrected PowerPoint slides used during the SA-7 Sediment Investigation Results Review Meeting held on May 27, 2004	Thomas Lewis (Louis Berger Group)
89	6/8/04	SA-7	Cross Wall Alignment	Thomas Lewis (Louis Berger Group)
90	6/14/04	SA-7	MRCE Daily Field Reports for May 2004	Thomas Lewis (Louis Berger Group)
91	6/14/04	SA-7	Bulkhead Test Pit Work Plan	Thomas Lewis (Louis Berger Group)
92	6/14/04	SA-7	Daily and Compiled IRM Water Level Data	Thomas Lewis (Louis Berger Group)
94	6/15/04	SA-7	Progress Report No. 13	Special Master
95	6/14/04	SA-7	Groundwater Response Letter	Special Master
96	6/18/04	SA-7	Revised MRCE Test Pits Work Plan	Thomas Lewis (Louis Berger Group)
98	6/18/04	SA-7	Honeywell International, Inc. Permit No. 31630002 - First discharge monitoring reports for Honeywell's groundwater gradient system.	Thomas Lewis (Louis Berger Group)
99	6/18/04	SA-7	Hard Copies of Response to Letter of June 7, 2004 Regarding Groundwater Investigation Addenda Nos. 1, 2, 3 and 4	Thomas Lewis (Louis Berger Group)

Transmittal No.	Submittal Date	Proj.	Submittal	To
101	6/28/04	SA-7	Gas Main Test Pit Program Memorandum (MRCE) Surveyed Elevations for the IRM Wells and Piezometers	Thomas Lewis (Louis Berger Group)
102	6/30/04	SA-7	Environ - Corrected Slides	Thomas Lewis (Louis Berger Group)
104	7/9/04	SA-7	EFH Report - A Literature Review of Essential Fish Habitiats and the General Ecology of the Lower Hackensack River for Study Area 7	Special Master
107	7/15/04	SA-7	Progress Report No. 14	Special Master
108	7/16/04	SA-7	60% Design Summary Report and Subsurface Investigation Report	Special Master
109	7/16/04	SA-7	Groundwater Addendum No 6 (Investigation of Groundwater Discharge Location)	Special Master
110	7/19/04	SA-7	Environ Response Response to Comments on the Offshore Sediment Investigation Summary Report from Terris, Pravlik & Millian, LLP (dated 6/14/04) and The Louis Berger Group, Inc. (dated 6/21/04) Response to Comments from Terris, Pravlik & Millian, LLP (dated 6/15/04) and Benjamin Ross (dated 6/09/04) Regarding Chromium Concentration Contour Mapping	Special Master
111	7/20/04	SA-7	Sediment Work Plan	Special Master
112	7/21/04	SA-7	PVSC Agreement - Executed Copy of Agreement between PVSC and Honeywell International, Inc.	Thomas Lewis (Louis Berger Group)
113	7/22/04	SA-7	Draft Permit Applications	Special Master
116	7/27/04	SA-7	SDOF Response - Environ Letter from Rick Wenning (Environ) to John Morris, re: Results of Sampling at Locations SDOF1 -SDOF8 October 2003 to January 2004 Activities	Thomas Lewis (Louis Berger Group)
117	7/27/04	SA-7	VAS Field Data	Thomas Lewis (Louis Berger Group)
118	7/27/04	SA-7	Correspondence Re: Interim Groundwater Investigation Reports (SA-7)	Thomas Lewis (Louis Berger Group)
119	7/27/04	SA-7	Groundwater Interim Remedial Measures (IRM) Performance Monitoring Report #1 (May 13, 2004 - June 25, 2004)	Special Master
123	7/30/04	SA-7	Environ - References/Letter from Rick Wenning (ENVIRON) Re: References Omitted from Response to Comments from Terris, Pravlik & Millian, LLP (dated June 15, 2004) and Benjamin Ross (dated June 9, 2004) Regarding Chromium Concentration Contour Mapping	Thomas Lewis (Louis Berger Group)
125	8/3/04	SA-7	Study Area 7 Project Schedule	Special Master
131	8/6/04	SA-7	60% Design Addendum	Special Master

Transmittal No.	Submittal Date	Proj.	Submittal	To
132	8/6/04	SA-7	Permit Applications: Industiral Treatment Works Authorization (TWA) Permit Application: Waterfront Development Permit Application: Dewatering Permit-By-Rule Permit Application: NJPDES	Special Master
133	8/9/04	SA-7	Appendix E-1 to the Addendum to 60% Design Report and Stormwater Management and Pollution Prevention Plan	Special Master
141	8/13/04	SA-7	Porewater Samples	Thomas Lewis (Louis Berger Group)
142	8/13/04	SA-7	Permit Applications: Highway Occupancy Permit Application and Driveway Access Permit Application	Special Master
143	8/16/04	SA-7	Progress Report No. 15	Special Master
146	8/24/04	SA-7	Supplemental Waterfront Development Permit Application Information: 1. Copies of Certified Mailing Receipts for copies of application sent to the Jersey City Clerk, Jersey City Planning Board, Jersey City Environmental Commission, Hudson County Planning Board, Hudson County Environmental Commission, Hudson County Planning Board, Hudson County Environmental Commission, U.S. Army Corps of Engineers, NJDEP Bureau of State Case Management and Municipal Construction Official 2. A certified list of all owners of property within 200 feet of SA-7 3. Copies of certified mailing receipts to adjacent property owners	Special Master
148	8/24/04	SA-7	Tidal Gage Data through August 6, 2004	Thomas Lewis (Louis Berger Group)
149	9/1/04	SA-7	Supplemental Info for WDP Application Page 3 of the LURP application (Waterfront Development Permit Application) signed by ECARG, Inc.	Special Master
150	9/1/04	SA-7	Supplemental Info for NJPDES Permit Application Form C - Section 14	Special Master
151	9/2/04	SA-7	Groundwater Sampling Plan: HydroQual Letter to Helen Fahy re: Groundwater Sampling Table 1: Summary of Overburden Monitoring Wells for Groundwater Sampling	Special Master
152	9/9/04	SA-7	Triaxle Trucks Analysis	Special Master
154	9/10/04	SA-7	IRM Progress Report No. 2	Thomas Lewis (Louis Berger Group)
155	9/10/04	SA-7	Revised Stormwater Pollution Prevention Plan and Supplemental Information: Wetlands for Application for Waterfront Development Permit	Special Master

Transmittal No.	Submittal Date	Proj.	Submittal	To
160	9/15/04	SA-7	Progress Report No. 16	Special Master
161	9/15/04	SA-7	Swale Data	Thomas Lewis (Louis Berger Group)
165	9/23/04	SA-7	Groundwater and Sediment Programs Honeywell Letter Re: Sediment and Groundwater Programs HydroQual Letter Re: Response to Comments on Addendum No. 6 DEP Letter Re: Site 144, Section C - Proposed Additional Sediment Sampling Plan Maurice Hunt Letter Re: Proposed Additional Sediment and Diffusion Water Sampling Plan Revised Addendum No. 6 (Investigation of Groundwater Discharge Location) Environ Letter Re: Response to Comments by The Louis Berger Group, Inc. on Honeywell's July 20, 2004 Work Plan for Summer 2004 Field Programs Environ Letter Re: Work Plan for Performing Additional Delineation of Total Chromium >370 ppm in Sediments in the Vicinity of SA-7 Table 1-1: Summary of Chemical and Physical Analysis to be Conducted at SA-7 -Figure 1-1: Total Chromium Results in Sediments Collected Oct. - Dec. 2003 Figure 1-2: Proposed Locations for Collecting Sediment Cores to Delineate Sediments Containing >370 MG/KG Total Chromium	Thomas Lewis (Louis Berger Group)
166	9/24/04	SA-7	Court Remedy 100% Design (2 Binders)	Special Master
167	9/28/04	SA-7	Preliminary Packer Test Data Bedrock Wells - Hudson Mall and Degen Oil Properties	Thomas Lewis (Louis Berger Group)
183	9/30/04	SA-7	Honeywell Letter Re: Response to Affidavit of Dr. Ross HydroQual Technical Memorandum Re: Response to Affidavit of Dr. Ross	Thomas Lewis (Louis Berger Group)
188	10/15/04	SA-7	Progress Report No. 17 SA-7 Swale Runoff Data June 1, 2004 to October 1, 2004	Special Master
195	10/20/04	SA-7	Proposed Paving Plan for the Western Half of SA-7 Asphalt Institute: Evaluation of Hot Mix Asphalt for Leachability Boring Log	Thomas Lewis (Louis Berger Group)
197	10/21/04	SA-7	Honeywell Response to Dr. Ross' Memorandum "Conditions to Ensure Elimination of Discharge to the River" (Prepared by HydroQual)	Thomas Lewis (Louis Berger Group)
199	10/22/04	SA-7	July 2004 – Quarterly Groundwater Level Monitoring Technical Memorandum (Prepared by HydroQual)	Thomas Lewis (Louis Berger Group)

Transmittal No.	Submittal Date	Proj.	Submittal	To
202	10/28/04	SA-7	Deep Lacustrine Sediments Aquifer Test Report	Thomas Lewis (Louis Berger Group)
203	10/29/04	SA-7	Groundwater and Sediment Schedules Cover Letter Deep Groundwater Investigation Schedule (HydroQual) Sediments Investigation Schedule (Environ)	Special Master
204	11/9/04	SA-7	Summary of Analytical Data Deep Overburden 0904 Event	Thomas Lewis (Louis Berger Group)
206	11/10/04	SA-7	Utility Location Test Pit Work Plan for Gas Main Relocation Design	Special Master
207	11/11/04	SA-7	Baseline Air Monitoring Plan	Special Master
208	11/12/04	SA-7	Tidal Method Assessment of Overburden Hydraulic Conductivities	Thomas Lewis (Louis Berger Group)
209	11/12/04	SA-7	Preliminary Characterization of the Upper Bedrock Aquifer	Special Master
210	11/15/04	SA-7	Progress Report No. 18	Special Master
211	11/15/04	SA-7	Deep Groundwater Investigation: Preliminary Findings and Recommendations	Special Master
212	11/15/04	SA-7	Tidal Method Assessment of Overburden Hydraulic Conductivities	Thomas Lewis (Louis Berger Group)
213	11/16/04	SA-7	Response to Dr. Ross' Comments on Honeywell's Plan to Improve Interim Remedial Measures	Thomas Lewis (Louis Berger Group)
214	11/30/04	SA-7	Notice of Scheduled Soil Borings	Special Master
215	11/30/04	SA-7	Letter re: Summary Report Proposed COPR Pilot-Scale Testing Program Work Plan Summary Report Proposed COPR Pilot-Scale Testing Program Work Plan Figure S-1	Special Master
218	12/3/04	SA-7	Honeywell Letter Re: Honeywell Groundwater and Sediment Investigation Program Revision HydroQual Letter Re: Deep Groundwater Investigation Schedule Revised Proposed Groundwater and Sediment Program Schedules	Special Master
219	12/15/04	SA-7	Progress Report No. 19	Special Master
220	12/17/04	SA-7	October / November Swale Data	Special Master

Transmittal No.	Submittal Date	Proj.	Submittal	To
221	1/4/05	SA-7	Gas Main Contingency and Property Access Contingency Plans Cover Letter Gas Main Contingency and Property Access Contingency Plans (Drawing No. 2030) Gas Main Contingency Barrier Alignment and Work Platform Plan (Drawing No. 2031C) Gas Main Contingency Barrier Alignment and Work Platform Plan (Drawing No. 2032C) Gas Main Contingency Barrier Alignment and Work Platform Plan (Drawing No. 2033) Gas Main Contingency Excavation Support Structures Sections and Details	Special Master
222	1/13/05	SA-7	HydroQual Technical Memorandum: Groundwater Discharge Location Investigation Figure 1 (Sampling Locations for Deep Groundwater Discharge Investigation) Figure 2 (Hexavalent Chromium Concentrations in Groundwater Beneath Riverbed Sediments) Figure 3 (Hexavalent Chromium in Sediment Pore Water (0.5 ft below top of sediment)) Figure 4 (Approximate Depth to Top of Riverbed Sediments) Figure 5 (Approximate Riverbed Sediment Thickness) Figure 6 (Proposed Sediment Coring Locations)	Thomas Lewis (Louis Berger Group)
223	1/17/05	SA-7	Progress Report No. 20	Special Master
225	1/20/05	SA-7	Plans, Specs, and Schedule for Pilot Study: RFP Specification 1100 Specification 1100 Attachment 1 Specification 1100 Attachment 2 Specification 1100 Attachment 3 Specification P-01620 General Safety Specification P-01620 Attachment P-01620 Pilot Specification Package Contract Drawings Pilot Schedule	Thomas Lewis (Louis Berger Group)
226	1/21/05	SA-7	Plume Diversion Monitoring Memorandum: Honeywell Correspondence: Plume Diversion Monitoring Cover Letter HydroQual Correspondence: Plume Diversion Monitoring Memorandum Proposed Location of Plume Diversion Monitoring Well(s)	Thomas Lewis (Louis Berger Group)

Transmittal No.	Submittal Date	Proj.	Submittal	To
227	1/21/05	SA-7	River Discharge Sampling Data	Thomas Lewis (Louis Berger Group)
230	2/1/05	SA-7	100% Design Report Errata Sheet	Thomas Lewis (Louis Berger Group)
231	2/7/05	SA-7	Pilot Test Program Work Plan	Thomas Lewis (Louis Berger Group)
232	2/7/05	SA-7	Plume Diversion Letter	Thomas Lewis (Louis Berger Group)
233	2/8/05	SA-7	Deep Dewatering for Pilot Program	Thomas Lewis (Louis Berger Group)
236	2/14/05	SA-7	Phase II River Discharge and Bedrock Investigation Presentation	Thomas Lewis (Louis Berger Group)
237	2/15/05	SA-7	Progress Report No. 21	Special Master
238	2/15/05	SA-7	Offshore Sediment Investigation November 2004 Sampling Activities and Results Summary Report CD: Offshore Sediment Investigation November 2004 Sampling Activities and Results Summary Report CD: Offshore Sediment Investigation November 2004 Sampling Activities and Results Summary Report Appendices A through E	Special Master
240	2/21/05	SA-7	CD (Tide Gage Data thru February 7, 2005)	Thomas Lewis (Louis Berger Group)
241	2/21/05	SA-7	Memorandum and Summary of Recommended Monitoring Intervals for the Bedrock Wells (Water FLUTe Installations)	Thomas Lewis (Louis Berger Group)
245	2/23/05	SA-7	Permits: Waterfront Development Permit NJPDES Permit Highway Occupancy Permit Soil Erosion and Sediment Control Plan/ General Construction Stormwater Permit PVSC Permit No. 31630002 Driveway Access Permit	Thomas Lewis (Louis Berger Group)
246	2/23/05	SA-7	URS: Baseline Ecological Evaluation TWA Application Components: Engineers Certification, Licensed Operator Grading Sheet, Microfiltration System for Honeywell SA7 Wastewater Treatment System, and Drawings	Thomas Lewis (Louis Berger Group)
247	2/28/05	SA-7	Honeywell Correspondence Re: Water FLUTe Sample Intervals Memorandum HydroQual Correspondence: Water FLUTe Sample Intervals	Thomas Lewis (Louis Berger Group)

Transmittal No.	Submittal Date	Proj.	Submittal	To
248	2/28/05	SA-7	Permits: Dewatering Permit by Rule as sent to the NJDEP on 2/24/05 Approval for Soil Erosion and Sediment Control Plan/ General Construction Stormwater Permit	Thomas Lewis (Louis Berger Group)
249	2/28/05	SA-7	Community Right to Know Survey for 2004 2004 Chemical Inventory Report	Thomas Lewis (Louis Berger Group)
250	3/1/05	SA-7	Submittal of TWA Permit Wastewater Treatment Plant Contract (Contract No. 1) Service Yard Contract (Contract No. 2) Barrier Water Management (MRCE Letter)	Special Master
251	3/4/05	SA-7	Honeywell Cover Letter for: HydroQual Technical Memorandum - Proposed Additional Investigation: Groundwater Discharge Location HydroQual Technical Memorandum - Proposed Additional Investigation: Groundwater Discharge Location	Special Master
251	3/7/05	SA-7	Figures to Technical Memorandum Proposed Additional Investigation: Proposed Sediment Coring Locations Proposed Nylon-Screen Diffusion Sampler Locations Proposed Surface Water Sampling Stations	Special Master
253	3/8/05	SA-7	PVSC MR1/MR2 Reports: May 2004: Discharge Monitoring Reports for Honeywell's groundwater gradient control system June 2004: Discharge Monitoring Reports for Honeywell's groundwater gradient control system July 2004: Discharge Monitoring Reports for Honeywell's groundwater gradient control system August 2004: Discharge Monitoring Reports for Honeywell's groundwater gradient control system September 2004: Discharge Monitoring Reports for Honeywell's groundwater gradient control system October 2004: Discharge Monitoring Reports for Honeywell's groundwater gradient control system November 2004: Discharge Monitoring Reports for Honeywell's groundwater gradient control system December 2004: Discharge Monitoring Reports for Honeywell's groundwater gradient control system January 2005: Discharge Monitoring Reports for Honeywell's groundwater gradient control system Correspondence Re: corrected MR-1 and PVSC Daily Operating Logs for November and December 2004	Special Master
254	3/15/05	SA-7	Progress Report No. 22	Special Master
255	3/15/05	SA-7	Storm Water Pollution Prevention Plan	Special Master
256	3/16/05	SA-7	Contract No. 4 - Conformed Set	Special Master
258	3/16/05	SA-7	General Statement of Qualifications (ENTACT)	Special Master

Transmittal No.	Submittal Date	Proj.	Submittal	To
259	3/18/05	SA-7	February 2005: Discharge Monitoring Reports for Honeywell's groundwater gradient control system	Special Master
260	3/17/05	SA-7	Honeywell Correspondence Re: Water FLUTe Sample Intervals Memorandum HydroQual Correspondence: Water FLUTe Sample Intervals	Thomas Lewis (Louis Berger Group)
262	3/21/05	SA-7	Updated Preliminary Characterization of the Upper Bedrock Aquifer and Bedrock Aquifer Test Work Plan	Special Master
263	3/24/05	SA-7	Honeywell Correspondence Re: Demolition of Retail Structure (Contract No. 3) Demolition of Retail Structure (Contract No. 3)	Thomas Lewis (Louis Berger Group)
264	3/31/05	SA-7	Preliminary Deep Overburden Groundwater Report	Special Master
266	4/8/05	SA-7	Honeywell Correspondence Re: HASP Comment Response	Thomas Lewis (Louis Berger Group)
267	4/12/05	SA-7	Excavation and Backfill Documents (Contract No. 6)	Thomas Lewis (Louis Berger Group)
270	4/15/05	SA-7	Progress Report No. 23	Special Master
271	4/18/05	SA-7	March 2005: Discharge Monitoring Reports for Honeywell's groundwater gradient control system	Special Master
274	4/29/05	SA-7	Honeywell Correspondence Re: Health and Safety Plan Revisions Replacement Cover Page for the HASP Replacement HASP Text Replacement HASP Appendix C Replacement HASP Appendix H Replacement HASP Appendix K	Special Master
275	4/29/05	SA-7	Honeywell Sediment Work Plan Correspondence Work Plan for Summer 2005 Offshore Investigation Including performing Additional Delineation of Total Chromium >370 ppm in Sediments in the Vicinity of Study Area 7	Special Master
276	5/4/05	SA-7	SWPPP Response to Comments: Honeywell Response to SWPPP Comments NJPDES General Construction Permit No. NJ0088323 RFA Form Hudson-Essex-Passaic Soil Conservation District Approval Letter Hudson-Essex-Passaic Soil Conservation District Approval Letter	Special Master

Transmittal No.	Submittal Date	Proj.	Submittal	To
277	5/5/05	SA-7	TSDF Contracts 5 and 7 Specifications: Honeywell Correspondence Re: TSDF Contracts 5 and 7 Specifications 07270 (Contract 5 – Truck Liner) 07271 (Contract 5 – Gondola Liner) 07270 (Contract 7 – Truck Liner) 07271 (Contract 7 – Gondola Liner) Addendum to Contracts 5 and 7 Truck Liner Specifications issued April 4, 2005	Special Master
278	5/11/05	SA-7	Honeywell Correspondence Re: NJDEP – General Permits for Raito, Inc. Emergency Generators Permit No. GEN050001 Permit No. GEN050002 Permit No. GEN050003 Permit No. GEN050004 Permit No. GEN050005 Permit No. GEN050006	Special Master
279	5/11/05	SA-7	Honeywell Correspondence Re: Further Plume Diversion Monitoring/Delineation Wells Memorandum HydroQual Further Plume Diversion Monitoring/Delineation Wells Memorandum Figure 1 (Proposed Location of Additional Plume Diversion Monitoring/Delineation Wells)	Thomas Lewis (Louis Berger Group)
280	5/11/05	SA-7	Honeywell Correspondence Re: Groundwater Elevations Summary Table Groundwater Elevations Summary Table	Thomas Lewis (Louis Berger Group)
281	5/16/05	SA-7	Progress Report No. 24	Special Master
282	5/17/05	SA-7	Honeywell Correspondence: Response to Benjamin Ross' March 28, 2005 "Comments on Bedrock Aquifer Test Work Plan" Response to Benjamin Ross' March 28, 2005 "Comments on Bedrock Aquifer Test Work Plan" Revised Table 6-1 (Proposed Aquifer Test Monitoring Wells)	Special Master
283	5/20/05	SA-7	Master Schedule for COPR Excavation Activities: Arnold & Porter LLP Correspondence Re: Master Schedule for COPR Excavation Activities 10210 (Study Area 7 Graphic) Master Schedule for COPR Excavation Activities Study Area 7 Contractor Submittals Listing	Special Master
284	5/26/05	SA-7	April 2005: Discharge Monitoring Reports for Honeywell's groundwater gradient control system	Special Master
284	5/26/05	SA-7	Arnold & Porter LLP Correspondence Re: Honeywell's Response To ICO Comments on Honeywell's April 29, 2005 Sediment Investigation Workplan Environ Correspondence to Honeywell Re: Response To ICO Comments on Honeywell's April 29, 2005 Sediment Investigation Workplan Figure 2 (Proposed Core Locations)	Special Master

Transmittal No.	Submittal Date	Proj.	Submittal	To
285	5/24/05	SA-7	Honeywell Correspondence to NJDEP Re: NJPDES Permit NJ0156311: April 2005 Surface Water Discharge Monitoring Report Submittal Form NJPDES Permit NJ0156311: April 2005 Surface Water Discharge Monitoring Report Submittal Form	Thomas Lewis (Louis Berger Group)
286	5/24/05	SA-7	Passaic Valley Sewerage Commissioners Correspondence Re: Extension of Sewer Use Permit No. 31630002	Thomas Lewis (Louis Berger Group)
287	5/27/05	SA-7	Honeywell Correspondence Re: Response to ICO Comments on Sediment Gap Work Plan Response to Benjamin Ross's "A Preliminary Comment Concerning the Sediment Data Gap Work Plan" dated April 11, 2005 Figure 6 (Hackensack River Cross Section Location Map) Figure 7M (Cross Section M-M' Hackensack River Near Study Area 7)	Special Master
288	6/2/05	SA-7	Revised Master Schedule for COPR Excavation Activities	Special Master
289	6/2/05	SA-7	Honeywell Correspondence Re: Raito – Structural Steel Work Plan Raito – Structural Steel Work Plan	Special Master
290	6/9/05	SA-7	Honeywell Correspondence Re: Raito Work Plans Raito – Barrier Work Platform Construction Work Plan Raito – Traffic Control and Transportation Plan – East Cell Raito – Spoils Solidification Plan	Special Master
291	6/9/05	SA-7	Honeywell Correspondence Re: TSDF Conformed Contract 7 Attachment No. 1 (Technical Specifications) Attachment No. 2 (Contract B) Attachment No. 3 (COPR Waste Profile Materials)	Special Master
292	6/10/05	SA-7	Raito Evening and Weekend Permits	Thomas Lewis (Louis Berger Group)
293	6/15/05	SA-7	Honeywell Correspondence Re: Raito Work Plans Raito – Soil-Cement-Bentonite Hydraulic Barrier Mix Designs for the Site Demonstration Report Raito – Slurry Supported Trench for COPR Excavation Work Plan	Special Master
294	6/15/05	SA-7	Progress Report No. 25	Special Master
296	6/22/05	SA-7	Honeywell Correspondence Re: Raito Work Plans Raito – Dust Control Work Plan Raito – Health and Safety Plan	Special Master
297	6/22/05	SA-7	Honeywell Correspondence Re: Raito Work Plans NJDOT Permit Extension for Shoulder Closure	Thomas Lewis (Louis Berger Group)
298	6/22/05	SA-7	Honeywell Correspondence Re: Phase II Bedrock Work Plan Phase II Bedrock Work Plan	Special Master

Transmittal No.	Submittal Date	Proj.	Submittal	To
299	6/22/05	SA-7	May 2005: Discharge Monitoring Reports for Honeywell's groundwater gradient control system	Special Master
300	6/22/05	SA-7	Honeywell Correspondence to NJDEP Re: NJPDES Permit NJ0156311: May 2005 Surface Water Discharge Monitoring Report Submittal Form NJPDES Permit NJ0156311: May 2005 Surface Water Discharge Monitoring Report Submittal Form	Thomas Lewis (Louis Berger Group)
301	6/30/05	SA-7	Honeywell Correspondence Re: Entact Work Plans Entact – Dust Control Work Plan Entact – Health and Safety Plan	Special Master
302	6/30/05	SA-7	Honeywell Correspondence Re: Honeywell's Environ Response To Louis Berger Comments on Honeywell's April 29, 2005 Sediment Investigation Workplan Environ Response To Louis Berger Comments on Honeywell's April 29, 2005 Sediment Investigation Workplan Addendum to Additional Offshore Sediment Investigation Workplan Figure 2M (Proposed Sample Locations)	Special Master
303	7/7/05	SA-7	Honeywell Correspondence Re: Raw Unvalidated Groundwater Data Figures PSED 1 – 6 (PSEDMaps: Data from the shallow (top 6 inches) sediment samples collected adjacent to the peepers at the time of peeper installation) Figures PW 1 – 8 (PWMaps: Pore water data from the peepers) Figures SW 1 - 5 (SWMaps: Data from surface water samples) A summary of the raw data from FLUTe installations	Thomas Lewis (Louis Berger Group)
304	7/8/05	SA-7	Response to ICO July 6, 2005 Letter Regarding Carpenter Environmental Site Visit	Special Master
305	7/12/05	SA-7	Revised Master Schedule for COPR Excavation Activities Construction Progress Graphic Tabular listing of the MS SchedulePrecursors / Successors	Special Master
306	7/14/05	SA-7	Honeywell Correspondence Re: Health and Safety Plan Revisions Master Health and Safety Plan	Special Master
307	7/15/05	SA-7	Progress Report No. 26	Special Master
311	7/20/05	SA-7	June 2005: Discharge Monitoring Reports for Honeywell's groundwater gradient control system	Special Master
312	7/21/05	SA-7	Response to B. Ross' Comments on Phase II Bedrock Work Plan – July 6, 2005	Special Master
314	7/25/05	SA-7	Honeywell Correspondence: July 22, 2005 Letter of Transmittal to the NJDEP NJPDES Permit NJ0156311: June 2005 Surface Water Discharge Monitoring Report Submittal Form	Thomas Lewis (Louis Berger Group)

Appendix A-4: Special Master Transmittal Log

Transmittal No.	Submittal Date	Proj.	Submittal	To
315	7/27/05	SA-7	Environ Techinical Briefing Document: July 26, 2005 Precedents of the Use of Geochemical Information as a Line of Evidence in Regulatory Decision Making	Thomas Lewis (Louis Berger Group)
317	7/28/05	SA-7	Response to Comments to Phase II Bedrock Work Plan, HydroQual, Inc. June 21, 2005	Special Master
318	7/29/05	SA-7	Peeper-Sediment Sampling April/May 2005	Thomas Lewis (Louis Berger Group)
319	7/29/05	SA-7	Entact Groundwater Extraction and Handling Plan	Special Master
321	8/3/05	SA-7	Master Health and Safety Plan Appendix E Revision	Special Master
323	8/4/05	SA-7	Arnold & Porter Correspondence Re: Cement Shortage and Schedule Study Area 7 Graphic Master Schedule for COPR Excavation Activities Study Area 7 Contractor Submittals Listing	Special Master
324	8/8/05	SA-7	Plume Diversion Monitoring Memorandum: Honeywell Correspondence: Plume Diversion Monitoring Cover Letter HydroQual Correspondence: Plume Diversion Monitoring Memorandum Summary of Available Field and Analytical Data- Plume Delineation Boring "A" (124-SB103)	Special Master
325	8/8/05	SA-7	2nd Quarter Groundwater Levels: Honeywell Correspondence: 2nd Quarter GW Levels Cover Letter HydroQual Table Summary of Groundwater Elevations	Special Master
326	8/11/05	SA-7	Entact Traffic Control and Transportation Plan Entact Revised Dust Control Monitoring Plan	Special Master
328	8/15/05	SA-7	Progress Report No. 27	Special Master
330	8/16/05	SA-7	Raito Work Plans: SCB Work Plan Revised Dust Control Plan	Special Master
331	8/17/05	SA-7	Entact - COPR Excavation Work Plan	Special Master
332	8/18/05	SA-7	Documents Regarding Slurry Wall construction (Raito GBFS Mix Design Calc.)	Special Master
333	8/18/05	SA-7	Sediment Investigation Preliminary Results July 2005	Thomas Lewis (Louis Berger Group)
334	8/23/05	SA-7	Raito - Soils and Materials Management Work Plan	Special Master

Transmittal No.	Submittal Date	Proj.	Submittal	To
335	8/23/05	SA-7	GBFS Cement Submittal: STL Analytical Report – GBFS Cement Lot F5H04127 STL Analytical Report – GBFS Cement Lot F56210347 Letter Correspondence: Paul Brooks (St. Lawrence Cement) to W. Hague (Honeywell) Fax Correspondence: Sreedar Rao (Raito) to W. Hague (Honeywell), Subject – Pricing GBFS cement and Portland Cement USEPA – Comprehensive Procurement Guideline – Cement & Concrete Federal Environment Executive – Executive Order 13101, Greening the Government Through Waste Prevention, Recycling, and Federal Acquisition USEPA – Recovered Materials Advisory Notice, Federal Register Table K-1: Summary of Permeability Test Results Summary of Compression Test Results	Special Master
336	8/23/05	SA-7	Central Excavation Submittal: Letter Correspondence: P. Deming (MRCE) to W. Hague (Honeywell) – Central Excavation of COPR Removal at SA-7 Location Plan Storm Water Diversion Dewatering Plan Prior to Excavation Excavation Sequence – Interim Cover Interim Grades & Interim Cover Central Excavation Preliminary Concept Schedule	Special Master
337	8/23/05	SA-7	GBFS Cement Submittal: (additional articles) PCA Newsroom – Strong Demand Tightens Cement Supplies PCA – Flash Report	Special Master
338	8/23/05	SA-7	GBFS Cement Submittal: PCA Newsroom - Third Straight Record Year of Cement Consumption Predicted	Special Master
339	8/24/05	SA-7	GBFS Cement Submittal: MRCE Laborartory Raw Data: Compression Tests (CD) MRCE Laborartory Raw Data: Permeability Data Sheets (CD) Updated Table K-1: Summary of Permeability Test Results	Special Master
340	8/24/05	SA-7	P. Deming (MRCE) Correspondence to B. Hague (Honeywell) Re: Longevity of Slag Cement	Special Master
341	8/25/05	SA-7	Declaration of William Hague	Special Master
342	8/25/05	SA-7	PVSC MR1/MR2 Reports July 2005	Special Master
343	8/25/05	SA-7	Surface Water Discharge Monitoring Reports for July 2005	Louis Berger

Transmittal No.	Submittal Date	Proj.	Submittal	To
344	8/26/05	SA-7	Stormwater Management & Traffic Control - West Cell: Overview of Storm Water Control Design Drawing 1 Storm Water Control Honeywell Work (Contract 6) Drawing 2 Strom Water Control (Contract 4) SST - South West Corner Drawing 3 Storm Water Control (Contract 4) SST - North West Corner Drawing 4 Storm Water Control (Contract 4) SCB - North West Corner Drawing 5 Storm Water Control (Contract 4) SCB - South West Corner Drawing 6 West Cell Contract 4 Completion Field Sketch - Precipitation Recharge Control at West Perimeter	Special Master
345	8/26/05	SA-7	US Ecoldogy HASP	Special Master
346	8/26/05	SA-7	Analytical Slag Results	Special Master
347	8/29/05	SA-7	Analytical Slag and Cement Results	Special Master
348	9/1/05	SA-7	Updated Entact COPR Excavation Plan · 9/1/05 Honeywell Correspondence Re: Updated COPR Excavation Plan · 9/1/05 Updated Entact COPR Excavation Plan · 9/1/05 September 1, 2005 Letter from Mueser Rutledge Consulting Engineers to Honeywell (plus Drawings 6150, 6160, 6170, 6180, and 6181) Regarding the Central Excavation Option for COPR Removal. · 1000 Rev. 1 Contract 6 – Excavation and Backfill · 1001 Rev. 1 Drawing List · 1500 Suggested Excavation and Backfill Sequence Stage 1 · 1501 Suggested Excavation and Backfill Sequence Stage 2 · 5100 Rev. 1 Primary Shallow Groundwater Extraction System · 5101 Rev. 1 Typical Well Details · 5102 Rev. 1 Deep Groundwater Extraction · 5104B Typical Well Point Spacing · 5105 Rev. 1 Groundwater Level Observations · 5110 Rev. 1 Supplemental Shallow Groundwater Extraction System · 6100 Rev. 2 Excavation Plan Sequence · 6101 Rev. 3 COPR Excavation Details · 6103 Rev. 2 Projected Bottom of Excavation Elevation Contours · 6104 Rev. 2 Subgrade QC/QA Zones for Post – Excavation Sampling	Special Master
349	9/1/05	SA-7	Recontamination Monitoring and Compliance Plan	Special Master
351	9/6/05	SA-7	Entact Dewatering Plan Addendum 1 and Traffic Control Plan	Special Master

Transmittal No.	Submittal Date	Proj.	Submittal	To
352	9/7/05	SA-7	Entact Revised Dust Control Plan	Special Master
353	9/7/05	SA-7	Updated Table K-1	Special Master
354	9/9/05	SA-7	MRCE Strength Test Data for Mix 24	Special Master
355	9/13/05	SA-7	Progress Chart Update	Special Master
356	9/14/05	SA-7	Plume Diversion Monitoring	Louis Berger
357	9/15/05	SA-7	Progress Report No. 28	Special Master
358	9/16/05	SA-7	Mix 24 Strength, Strain, and Permeability Performance	Special Master
359	9/16/05	SA-7	Missing Strength Testing Data (Missing from Transmittal No. 358)	Special Master
360	9/19/05	SA-7	Master Schedule for COPR Excavation Activities	Special Master
361	9/20/05	SA-7	Plume Diversion Monitoring	Louis Berger
362	9/20/05	SA-7	Raito - Traffic Control and Transporation Plan - West Cell	Special Master
364	9/21/05	SA-7	Updated Progression Chart	Special Master
366	9/22/05	SA-7	US Ecology Emergency Spill Response Plan US Ecology Transportation Security Plan US Ecology TSDF Transportation Plan	Special Master
368	9/23/05	SA-7	Mix 24 and other testing provided by Raito: Summary sheets from Raito showing samples taken for testing and results from Sierra Testing Laboratories. In addition, there are summaries by S-C-B Element A summary sheet provided by Raito from Sierra Testing Laboratories showing strength values for 17 Unconfined Compression tests Data sheets from Sierra Testing Laboratories for permeability testing Data sheets from Sierra Testing Laboratories for strength testing	Special Master
370	9/26/05	SA-7	Surface Water Discharge Monitoring Reports for August 2005	Louis Berger
371	9/27/05	SA-7	Plume Diversion Monitoring Memorandum	Louis Berger
372	9/27/05	SA-7	Entact Backfill Plan	Special Master
373	9/28/05	SA-7	Summary of Additons and Revisions to Central Excavation	Special Master
374	9/28/05	SA-7	Pilot Excavation Work Plan	Special Master
376	9/29/05	SA-7	HASP Attachment to Michael Daneker 9/23/05 Response to Berger Letter on Health and Safety	Special Master
377	9/29/05	SA-7	Central Excavation Stormwater Balance Analysis	Special Master
378	10/3/05	SA-7	Master Critical Path Schedule for Site Activities	Special Master
379	10/3/05	SA-7	Dust Control Additive	Special Master
380	10/3/05	SA-7	Raito - Structural Steel Sheet Pile Installation Work Plan	Special Master
383	10/5/05	SA-7	Response to ICO's Comments on Central Excavation Stromwater Issues -Scenario 1 -Scenario 2	Special Master
384	10/11/05	SA-7	US Ecology Spill Preparedness & Prevention Plan	Special Master

Appendix A-4: Special Master Transmittal Log

Transmittal No.	Submittal Date	Proj.	Submittal	To
386	10/12/05	SA-7	Contract #6 Revision Drawings: Honeywell Correspondence Re: Contract #6 Revision Drawings 10/12/05 MRCE Correspondence to Honeywell Re: Impact of Excavation Pilot on Central Excavation Drawing 1001 Drawing List Drawing 1500 Suggested Excavation and Backfill Sequence Stage 1 Drawing 1501 Suggested Excavation and Backfill Sequence Stage 2 Drawing 5100 Primary Shallow Groundwater Extraction System Drawing 5101 Typical Well Details Drawing 5102 Deep Groundwater Extraction Drawing 5110 Supplemental Shallow Groundwater Extraction System Drawing 6100 Excavation Plan Sequence Drawing 6101 COPR Excavation Details Drawing 6103 Projected Bottom of Excavation Elevation Contours Drawing 6104 Subgrade QC/QA Zones for Post-Excavation Sampling Drawing 6150 Central Excavation Location Plan Drawing 6160 Central Excavation Storm Water Diversion Drawing 6170 Central Excavation Dewatering Plan Prior to Excavation Drawing 6180 Excavation Sequence and Interim Cover Stages Drawing 6181 Interim Grades and Interim Cover Drawing 6182 Central Excavation Traffic Plan – Final	Special Master

Transmittal No.	Submittal Date	Proj.	Submittal	To
387	10/12/05	SA-7	Contract #6 Revision Drawings: (FULL SIZE DRAWINGS) Honeywell Correspondence Re: Contract #6 Revision Drawings 10/12/05 MRCE Correspondence to Honeywell Re: Impact of Excavation Pilot on Central Excavation Drawing 1001 Drawing List Drawing 1500 Suggested Excavation and Backfill Sequence Stage 1 Drawing 1501 Suggested Excavation and Backfill Sequence Stage 2 Drawing 5100 Primary Shallow Groundwater Extraction System Drawing 5101 Typical Well Details Drawing 5102 Deep Groundwater Extraction Drawing 5110 Supplemental Shallow Groundwater Extraction System Drawing 6100 Excavation Plan Sequence Drawing 6101 COPR Excavation Details Drawing 6103 Projected Bottom of Excavation Elevation Contours Drawing 6104 Subgrade QC/QA Zones for Post-Excavation Sampling Drawing 6150 Central Excavation Location Plan Drawing 6160 Central Excavation Storm Water Diversion Drawing 6170 Central Excavation Dewatering Plan Prior to Excavation Drawing 6180 Excavation Sequence and Interim Cover Stages Drawing 6181 Interim Grades and Interim Cover	Thomas Lewis (Louis Berger Group) and Kathleen Millian (ICO)
388	10/13/05	SA-7	Offshore Sediment Investigation Report: Honeywell CL Offshore Sediment Investigation Report - June 2003 to August 2005 Activities (1 Binder + CD) Offshore Sediment Investigation Report - June 2003 to August 2005 Activities Appendices (1 Binder + 4 CDs)	Special Master
389	10/13/05	SA-7	Progress Report No. 29	Special Master
390	10/18/05	SA-7	Sediment Slides	Special Master
391	10/18/05	SA-7	MRCE Correspondence Re: Soft S-C-B Walls	Special Master
392	10/20/05	SA-7	Entact Soils and Materials Management Plans	Special Master
393	10/21/05	SA-7	WWTP Operating Data	Special Master
394	10/25/05	SA-7	SST Confirmation Letter	Special Master
395	10/25/05	SA-7	September 2005 Surface Water DMR	Louis Berger
396	10/26/05	SA-7	Wastewater Treatment Plant Performance Test	Special Master
397	10/27/05	SA-7	Pilot Report	Special Master

Transmittal No.	Submittal Date	Proj.	Submittal	To
398	10/28/05	SA-7	Central Excavation Design Basis: 10/28/05 Arnold & Porter Correspondence Re: Central Excavation Plan 10/28/05 US Ecology Correspondence Re: TSDF Contract Waste Generation Delay 10/20/05 Entact Correspondence Re: Contract 6 Status Update 10/31/05 Central Excavation Design Basis (Volume I) 10/31/05 Central Excavation Design Basis Work Plans (Volume II)	Special Master
400	11/1/05	SA-7	NOTE: Transmittal was done by H. Fahy WWTP Performance Letter	Special Master
401	11/1/05	SA-7	Missing Data from the 10/28/05 Pilot Report	Special Master
402	11/1/05	SA-7	Plume Diversion Monitoring Memorandum	Special Master
403	11/3/05	SA-7	Addendum to the Phase II Bedrock Work Plan	Thomas Lewis and Ben Ross
404	11/9/05	SA-7	Wall Curing: 11/09/05 MRCE Correspondence Re: Response to Tom Lewis 11/1 Email on Wall Curing - Table S-1 “Summary of contractor QC Compression Test Results” - Table S-2 “MRCE Compression Test Summary” - Table S-3 “MRCE Compression Test Summary for Heated Samples” - Table K-1 “Contractor QC Testing, Summary of Permeability Test Results” - Table K-2 “Engineer QA Testing, Summary of Permeability Test Results” - Table T-1 “Molded S-C-B Samples Laboratory Temperature Data” - Table T-2 “Temperature Monitoring at Element SW-171” - Table C-1 “Hydraulic Cement Content Analysis” CPT Probes – Mix 21 CPT Probes – Mix 14D CPT Probes – Mix 24 East Cell S-C-B Wall Plan Denoting CPT Testing Zones and Boring Locations NE-5 North Barrier Plan and Profile DC-3 Diagonal Crossing Barrier Plan and Profile Photographs (2) of Raito Mixing Tools Rev 0 11/09/05 Raito Work Plan – Soil-Cement-Bentonite Hydraulic Barrier Specification Section 02396, Re-Mixing Upper Portions of Soil-Cement Elements to Accelerate Curing	Special Master
406	11/15/05	SA-7	Progress Report No. 30	Special Master
408	11/17/05	SA-7	Response to Comments to Phase II Bedrock Work Plan	Special Master
409	11/21/05	SA-7	Deep Bedrock Investigation	Special Master

Transmittal No.	Submittal Date	Proj.	Submittal	To
412	11/22/05	SA-7	NO TRANSMITTAL FORM NECESSARY - SENT AS E-MAIL ONLY Status Update on Barrier Wall Program	Special Master
413	11/28/05	SA-7	Raito - Sheet Pile Driving Demonstration Work Plan	Special Master
416	12/1/05	SA-7	Mix 24 Repair Selection (A&P) 11/29/05 Tech Meeting Notes (MRCE)	Special Master
417	12/2/05	SA-7	Gantt Schedule	Special Master
420	12/15/05	SA-7	Progress Report No. 31	Special Master
421	12/20/05	SA-7	Raito - Steel Sheet Pile Driving Work Plan	Special Master
422	12/20/05	SA-7	Raito - Re-Mixing Upper Portions of soil-cement elements to accelerate curing	Special Master
426	12/23/05	SA-7	Amendment to the October 14, 2005 SA7 Sediment Investigation Report (SIR) containing: 1. November 4, 2005 Ocean Surveys, Inc. Final Report Hydrography, Sediment Coring, and Pore Water Sampling Honeywell SA-7 Site, Summer 2005 Hackensack River, Jersey City, NJ. 2. November 16, 2005 Environ JCMUA Pipeline Construction and Comparison of Bathymetric Profiles: Implications for Sediment Depositional History. 3. December 22, 2005 Environ Geochronological Dating of Sediments: Implications for Sediment Depositional History.	Special Master
428	12/23/05	SA-7	Barrier Wall - West Cell 14D Mix Construction	Special Master
429	12/27/05	SA-7	Contract 4 Addendum Drawings Including: Honeywell Correspondence Re: Contract 4 Addendum Drawings 9001 Drawing List 9002 Summary of Proposed Repair Work 9003 Center Column and Buttress Element Details 9004 Remix Location Detail Plan 9005 Sheet Pile Installation 9015 Alignment Plan and Soil Profile (Sheet 1 of 4) 9016 Alignment Plan and Soil Profile (Sheet 2 of 4) 9017 Alignment Plan and Soil Profile (Sheet 3 of 4) 9018 Alignment Plan and Soil Profile (Sheet 4 of 4) 9019 Alignment Plan and Soil Profile (Sheet 1 of 3) 9020 Alignment Plan and Soil Profile (Sheet 2 of 3) 9021 Alignment Plan and Soil Profile (Sheet 3 of 3)	Special Master

Transmittal No.	Submittal Date	Proj.	Submittal	To
430	12/28/05	SA-7	Barrier Wall Data and Interpretation - Including: 12/28/05 Honeywell Correspondence Re: Barrier Well Data and Interpretation 12/22/05 Molded Samples MRCE Memorandum 12/21/05 Raito Molded Samples MRCE Memorandum 12/21/05 Field Samples MRCE Memorandum 12/22/05 Temperature Controlled Samples MRCE Memorandum 12/12/05 Mix 24 Chemical Testing Results MRCE Memorandum 12/21/05 Field Temperature Data MRCE Memorandum 12/22/05 Remix Test Samples MRCE Memorandum 12/22/05 CPT Calibration MRCE Memorandum 12/12/05 Permeability Estimated from CPT Pore Pressure Testing MRCE Memorandum 12/12/05 Mix 24 Chemical Testing Observations MRCE Memorandum 12/22/05 Field Temperature Monitoring MRCE Memorandum 12/28/05 Estimated In-Situ Compressive Strength from CPT Probe Tip Pressure, qc. MRCE Memorandum 12-28-05 S-C-B Performance Assessment MRCE Memorandum CPT Logs	Special Master
431	1/4/06	SA-7	Honeywell Letter Re: Remix Demonstration Submittal Items	Special Master
432	1/7/06	SA-7	Raito Sheet Pile Driving Work Plan	Special Master
433	1/16/06	SA-7	Progress Report No. 32	Special Master
436	1/19/06	SA-7	Mueser Rutledge Correspondence Re: Response to Special Master Comments - Remix Repair Proposal	Special Master
437	1/21/06	SA-7	Barrier Wall Remix Program Demonstration Data	Special Master
439	1/23/06	SA-7	Barrier Wall Remix Program Demonstration Data (Part 2)	Special Master
441	1/26/06	SA-7	December 2005 Surface Water Discharge Monitoring Report	Louis Berger
442	1/27/06	SA-7	Barrier Wall Remix Program Demonstration Data Addendum	Special Master
443	1/30/06	SA-7	Follow Up Items to Technical Meeting	Special Master
444	1/31/06	SA-7	CPT Probe Logs Addendum	Special Master (Hard Copies to Technical Team only)
445	1/31/06	SA-7	Master Schedule as of 1/30/06 plus 6 mo. Look ahead	Special Master
446	2/1/06	SA-7	Preliminary GW Plume Diversion Well Sampling Data	Louis Berger
447	2/1/06	SA-7	Data Dump done by Helen Fahy	Louis Berger

Appendix A-4: Special Master Transmittal Log

Transmittal No.	Submittal Date	Proj.	Submittal	To
448	2/2/06	SA-7	Updated Contract 4 Drawings	Special Master
449	2/3/06	SA-7	East Cell Barrier Wall Repair	Special Master
450	2/7/06	SA-7	MRCE Correspondence Re: CPT Calibration	Special Master
452	2/10/06	SA-7	Tensile Stresses in Soil-Cement Lagging Remix Only Repair Design and Analysis	Special Master
454	2/15/06	SA-7	Progress Report No. 33	Special Master
455	2/16/06	SA-7	2/16/06 Meeting Handouts: Contract 4 – Hydraulic Barrier Construction Status Summary (End of February 11, 2006) Drawing DW-1S Drawing DW-1D Drawing 4003 – Inclinometer Locations Drawing 5101 – Typical Well Details Drawing 5105 – Groundwater Level Observations	Special Master
456	2/24/06	SA-7	East Cell Groundwater Update • Figure 1 - East Cell Shallow Groundwater Elevation Profile • Figure 2 - Deep Groundwater Elevation Profile • Drawing DW-1S Shallow Groundwater Monitoring Locations & Elevation Profile • Drawing DW-1D Deep Groundwater Monitoring Locations & Elevation Profile	Special Master
457	2/24/06	SA-7	Pre-Excavation Drainage Channel Work Plan	Special Master
458	2/24/06	SA-7	Review of 2/14/06 Dr. Deutsch Analysis of Soil-Cement Lagging Remix Only and Original 100% Court Remedy Design	Special Master
459	2/28/06	SA-7	UPDATED Pre-Excavation Drainage Channel Work Plan	Special Master
462	2/28/06	SA-7	January 2006 Surface Water Discharge Monitoring Report	Louis Berger
467	3/3/06	SA-7	Groundwater Investigation Report	Special Master
469	3/8/06	SA-7	Entact Work Plans: Traffic Control and Transportation Plan R2 Dust Control Plan R3	Special Master
470	3/8/06	SA-7	MRCE Response to ICO Comments on the Pre-Excavation Drainage Channel Work Plan	Special Master
471	3/10/06	SA-7	SA-7 HASP Text, Appendix H (Air Monitoring), and Appendix N (Emergency Response)	Special Master
472	3/10/06	SA-7	Additional Offshore Sediment Investigation Report	Special Master
473	3/10/06	SA-7	Groundwater Data Dump	Louis Berger
474	3/10/06	SA-7	East Cell Groundwater Update: • Figure 1 - East Cell Shallow Groundwater Elevation Profile • Figure 2 - Deep Groundwater Elevation Profile • Drawing DW-1S Shallow Groundwater Monitoring Locations & Elevation Profile • Drawing DW-1D Deep Groundwater Monitoring Locations & Elevation Profile	Special Master

Appendix A-4: Special Master Transmittal Log

Transmittal No.	Submittal Date	Proj.	Submittal	To
475	3/10/06	SA-7	Updated Master Critical Path Schedule: • Master CP Schedule – Full duration • Master CP Schedule – 6 Month Look Ahead • Excavation Volume Summary Chart • Complete List of all Predecessors/ Successors Relations	Special Master
476	3/10/06	SA-7	Response to LB Letter of March 7, 2006 - Updated Contract Drawings Honeywell Correspondence Re: Updated Contract Drawings MRCE Correspondence Re: MRCE January 06 DFRs MRCE February 06 DFRs	Special Master
478	3/14/06	SA-7	Entact COPR Excavation Plan (Rev. 2)	Special Master
479	3/15/06	SA-7	Arnold & Porter Correspondence Re: Request for Information	Special Master
480	3/15/06	SA-7	Entact Traffic Control and Transportation Plan (Rev 3)	Special Master
481	3/15/06	SA-7	Progress Report No. 34	Special Master
486	3/23/06	SA-7	Entact Soils and Materials Management Plan (Rev 2)	Special Master
487	3/23/06	SA-7	CPT Probe Logs Addendum (2)	Special Master
490	3/24/06	SA-7	Entact Backfill Plan (Rev 1)	Special Master
491	3/28/06	SA-7	February 2006 Surface Water DMR	Louis Berger
492	3/31/06	SA-7	Stormwater Pollution Prevention Plan	Special Master
495	3/31/06	SA-7	Recontamination Prevention Monitoring and Compliance Plan	Special Master
496	3/31/06	SA-7	East Cell Groundwater Update • Figure 1 - East Cell Shallow Groundwater Elevation (Locations Outside of Initial Month of Excavation) • Figure 2 – East Cell Shallow Groundwater Elevation (Locations in Vicinity of Initial Month of Excavation) • Figure 3 – East Cell Deep Groundwater Elevation Profile • Table 1 – SA7 Groundwater Elevation Summary • Table 2 – SA7 Deep Aquifer Piezometric Surface Summary • Drawing DW-1S Shallow Groundwater Monitoring Locations & Elevation Profile • Drawing DW-1D Deep Groundwater Monitoring Locations & Elevation Profile	Special Master
499	4/6/06	SA-7	Arnold & Porter Correspondence Re: ReMix Options	Special Master
500	4/12/06	SA-7	Updated Entact COPR Excavation Plan R. 3	Special Master

Transmittal No.	Submittal Date	Proj.	Submittal	To
502	4/17/06	SA-7	East Cell Groundwater Update • Figure 1 - East Cell Shallow Groundwater Elevation (Locations Outside of Initial Month of Excavation) • Figure 2 – East Cell Shallow Groundwater Elevation (Locations in Vicinity of Initial Month of Excavation) • Figure 3 – East Cell Deep Groundwater Elevation Profile • Table 1 – SA7 Groundwater Elevation Summary • Table 2 – SA7 Deep Aquifer Piezometric Surface Summary • Drawing DW-1S Shallow Groundwater Monitoring Locations & Elevation Profile • Drawing DW-1D Deep Groundwater Monitoring Locations & Elevation Profile	Special Master
503	4/17/06	SA-7	Honeywell Correspondence Re: Entact Soil and Materials Management Plan	Special Master
504	4/17/06	SA-7	Progress Report No. 35	Special Master
505	4/20/06	SA-7	Additional SPPP Reports	Louis Berger
507	4/21/06	SA-7	Entact Backfill Plan Rev. 2	Special Master
508	4/21/06	SA-7	Excavation Progression Chart and Inclinometer E2 & E7 Readings	Special Master
513	4/26/06	SA-7	Master Schedule	Special Master
515	4/27/06	SA-7	Response to Comments on the GW Investigation Work Plan	Special Master
516	4/27/06	SA-7	Response to Comments on the Sediment Investigation Work Plan	Special Master
520	5/1/06	SA-7	East Cell Groundwater Update • Figure 1 - East Cell Shallow Groundwater Elevation (Locations Outside of Initial Month of Excavation) • Figure 2 – East Cell Deep Groundwater Elevation • Table 1 – SA7 Shallow Aquifer Water Table Elevation Summary • Table 2 – SA7 Deep Aquifer Piezometric Surface Summary • Drawing DW-1S Shallow Groundwater Monitoring Locations & Elevation Profile • Drawing DW-1D Deep Groundwater Monitoring Locations & Elevation Profile	Special Master
521	5/3/06	SA-7	Response to LB Comments on Offshore Sediment Investigation Report	Special Master
529	5/4/06	SA-7	Honeywell Correspondence Re: MRCE March 06 DFRs MRCE March 06 DFRs	Special Master
530	5/5/06	SA-7	Tabular Results	Special Master

Appendix A-4: Special Master Transmittal Log

Transmittal No.	Submittal Date	Proj.	Submittal	To
531	5/9/06	SA-7	Inclinometer Reading Updates: Drawing 4003 (Location Map) E2 Cumulative Displacement (5/08/06) E3 Cumulative Displacement (5/08/06) E7 Cumulative Displacement (5/08/06) E8 Cumulative Displacement (5/08/06)	Special Master
533	5/10/06	SA-7	Excavation Progression Chart	Special Master
534	5/15/06	SA-7	Master Schedule Update	Special Master
535	5/15/06	SA-7	Progress Report No. 36	Special Master
536	5/16/06	SA-7	Entact Sampling Plan	Special Master
537	5/17/06	SA-7	MRCE Revised Perimeter Design	Special Master
538	5/17/06	SA-7	Truck & Excavation Statistics	Special Master
539	5/19/06	SA-7	Analytical data for the hexavalent chromium hits, including all back-up data, QA/QC data, and the EH-pH diagram that is used to document reducing conditions in the meadow mat. P813 P815 P918 P923	Louis Berger Group
540	5/22/06	SA-7	Additional Analytical data for the hexavalent chromium hits, including all back-up data, QA/QC data, and the EH-pH diagram that is used to document reducing conditions in the meadow mat. Q733	Louis Berger Group
541	5/23/06	SA-7	Updated Perimeter Detail Drawings	Special Master
542	5/23/06	SA-7	Inclinometer Reading Updates: Drawing 4003 (Location Map) E2 Cumulative Displacement (5/19/06) E3 Cumulative Displacement (5/19/06) E7 Cumulative Displacement (5/19/06) E8 Cumulative Displacement (5/19/06)	Special Master
543	5/23/06	SA-7	East Cell Groundwater Update • Figure 1 - East Cell Shallow Groundwater Elevation (Locations Outside of Initial Month of Excavation) • Figure 2 – East Cell Deep Groundwater Elevation • Table 1 – SA7 Shallow Aquifer Water Table Elevation Summary • Table 2 – SA7 Deep Aquifer Piezometric Surface Summary • Drawing DW-1S Shallow Groundwater Monitoring Locations & Elevation Profile • Drawing DW-1D Deep Groundwater Monitoring Locations & Elevation Profile	Special Master

Transmittal No.	Submittal Date	Proj.	Submittal	To
544	5/24/06	SA-7	Backfill Type B CHEMTECH – Statement of Qualifications U.S. Laboratories, Inc. – Accreditation Clean Fill Certification from Continental Aggregates Corp. 3 Particle Size Distribution Reports testing for both NJDOT 14 and 15 requirements and compaction test reports for the 3 samples. Residential Direct Contact Soil Cleanup Criteria Reports testing results for 3 samples.	Special Master
552	6/1/06	SA-7	Honeywell Correspondence Re: MRCE April 06 DFRs MRCE April 06 DFRs	Special Master
553	6/1/06	SA-7	Response to GW GIS Data	Special Master
554	6/1/06	SA-7	Correspondence from Society Hill	Special Master
555	6/2/06	SA-7	Backfill Type A Clean Fill Certification from Almasi. Particle Size Distribution Report and compaction test report for 1 sample. Residential Direct Contact Soil Cleanup Criteria Reports testing results for 1 sample.	Special Master
556	6/6/06	SA-7	Excavation Progression Chart	Special Master
557	6/6/06	SA-7	Inclinometer Readings Update	Special Master
558	6/6/06	SA-7	East Cell GW Update	Special Master
561	6/7/06	SA-7	Response to Comments on US Ecology Work Plans - Attachment III Emergency Spill Response Plan for Horwith Trucks Inc. (U.S. Ecology Emergency Spill Response Plan) - Hazardous Waste Transporter's In-Transit Storage, Preparedness, Prevention and Contingency Plan (U.S. Ecology Spill Preparedness & Prevention Plan) - Steve Forler trucking, Inc. Transporter Contingency Plan (Section 2.3 of U.E. Ecology Spill Preparedness and Prevention Plan)	Special Master
563	6/8/06	SA-7	Response to Comments on May 26, 2006 ICO Comments on Modified Perimeter Detail Drawings	Special Master
564	6/12/06	SA-7	Inclinometer Updates (June 9, 2006)	Special Master
565	6/12/06	SA-7	MRCE May 2006 DRFs	Special Master
566	6/13/06	SA-7	Inclinometer Updates (June 13, 2006)	Special Master
567	6/14/06	SA-7	Inlinometer Interpretation	Special Master
570	6/15/06	SA-7	Inclinometer Updates (June 14, 2006)	Special Master
573	6/15/06	SA-7	Sheet Pile Trapped COPR Investigation	Special Master
574	6/15/06	SA-7	Progress Report No. 37	Special Master
575	6/15/06	SA-7	Inclinometer Updates (June 15, 2006)	Special Master
577	6/16/06	SA-7	Inclinometer Updates (June 16, 2006)	Special Master
578	6/16/06	SA-7	MRCE Response to Louis Berger Ltr Regarding the Meadow Mat	Special Master
579	6/19/06	SA-7	East Cell Groundwater Update	Special Master
580	6/19/06	SA-7	Type "A" Backfill Material Response Letter to 6/13/06 LB Comments	Special Master

Transmittal No.	Submittal Date	Proj.	Submittal	To
581	6/19/06	SA-7	Inclinometer Reading Updates (6/19/06)	Special Master
582	6/20/06	SA-7	Inclinometer Reading Updates (6/20/06) summary table only	Special Master
583	6/20/06	SA-7	Excavation Progression Chart	Special Master
584	6/21/06	SA-7	Inclinometer Reading Update (6/21/06)	Special Master
585	6/22/06	SA-7	Route 440 Former Morris Canal Investigation WP	Special Master
586	6/22/06	SA-7	Sheet Pile Trapped COPR Investigation	Special Master
589	6/23/06	SA-7	Daily Inclinometer Update (for 6/23/06)	Special Master
590	6/23/06	SA-7	Master Schedule	Special Master
592	6/26/06	SA-7	Inclinometer Update 6/26/06	Special Master
593	6/27/06	SA-7	Inclinometer Update 6/27/06	Special Master
594	6/28/06	SA-7	Inclinometer Update 6/28/06	Special Master
595	6/29/06	SA-7	Inclinometer Update 6/29/06	Special Master
596	6/30/06	SA-7	Inclinometer Update 6/30/06	Special Master
598	6/30/06	SA-7	Deep Overburden Groundwater Remedial Alternatives Analysis Report	Special Master
599	7/6/06	SA-7	Inclinometer Update 7/05/06	Special Master
600	7/6/06	SA-7	Errata Sheet for Deep Overburden Groundwater Remedial Alternatives Analysis Report	Special Master
601	7/6/06	SA-7	Inclinometer Update 7/06/06	Special Master
603	7/7/06	SA-7	Inclinometer Update 7/07/06	Special Master
604	7/11/06	SA-7	Inclinometer Update 7/10/06	Special Master
605	7/11/06	SA-7	Inclinometer Update 7/11/06	Special Master
606	7/13/06	SA-7	Progress Report No. 38	Special Master
607	7/13/06	SA-7	Response Letter Re: HASP	Special Master
610	7/13/06	SA-7	Inclinometer Update 7/13/06	Special Master
611	7/13/06	SA-7	Response Letter Re: Type A Backfill	Special Master
612	7/17/06	SA-7	Inclinometer Update 7/14/06	Special Master
613	7/17/06	SA-7	Inclinometer Update 7/17/06	Special Master
614	7/18/06	SA-7	Inclinometer Update 7/18/06	Special Master
620	7/20/06	SA-7	Response to GIS Comments from Berger	Special Master
621	7/20/06	SA-7	Response to July 19, 2006 ICO Comments	Special Master
622	724/06	SA-7	Type A Backfill Sample Results	Special Master
623	7/27/06	SA-7	Interim Sediment Remedial Alternatives Analysis Report	Special Master
624	7/27/06	SA-7	Updated Perimeter Detail Drawings	Special Master
625	7/28/06	SA-7	Entact Sampling Plan	Special Master
626	7/28/06	SA-7	Inclinometer Reading Update for 7/28/06 - does not need to be uploaded or distributed via hardcopy - per e-mail only	Special Master
627	7/31/06	SA-7	Contingency Drawing (4004)	Special Master
628	7/31/06	SA-7	Work Plan fo rSheet Pile Removal and Confirmation Sampling - East Barrier Sheet Plile Trapped COPR Areas	Special Master
629	8/1/06	SA-7	Inclinometer Data Evaluation by MRCE	Special Master
630	8/3/06	SA-7	Clean Edge Results - COPR in SSP Wall	Special Master
631	8/4/06	SA-7	Inclinometer Reading Update for 8/4/06 - does not need to be uploaded or distributed via hardcopy - per e-mail only	Special Master

Transmittal No.	Submittal Date	Proj.	Submittal	To
632	8/4/06	SA-7	RE: 080406 Comments to Work Plan for Sheet Pile Removal and Confirmation Sampling - East Barrier Sheet Pile Trapped COPR Areas Sent out by B.Hague via Email (no transmittal form)	Special Master
634	8/14/06	SA-7	Progress Report No. 39	Special Master
635	8/15/06	SA-7	Request for Study Areas 5 & 6 Groundwater Data Submittal of February 2006, Draft Supplemental Remedial Investigation Report/ Remedial Action Selection Report/ Remedial Action Work Plan for Study Area 5 prepared by Mactec for Honeywell	Special Master
640	8/17/06	SA-7	Inclinometer Reading Update for 8/17/06 - does not need to be uploaded or distributed via hardcopy - per e-mail only	Special Master
643	8/22/06	SA-7	Updates to the HASP	Special Master
645	8/23/06	SA-7	Entact Sampling Plan	Special Master
646	8/24/06	SA-7	Honeywell Correspondence Re: COPR Removal Behind Sheet Pile Wall and Addendum No. 1 - Work Plan for Sheet Pile Removal and confirmation Sampling North and South Barrier Alignments (Extent of Sheet Pile)	Special Master
648	8/25/06	SA-7	Entact HASP Update	Special Master
649	8/25/06	SA-7	Inclinometer Reading Update for 8/25/06 - does not need to be uploaded or distributed via hardcopy - per e-mail only	Special Master
651	8/28/06	SA-7	MSDSs per the request of J. Morris and B. Hague - no hard-copies were furnished	Special Master
652	8/29/06	SA-7	GW Response to 072606 ICO Comments (Arnold & Porter / HQ)	Special Master
653	8/31/06	SA-7	Revised Offshore Sediment Investigation Report (Junee 2003 to June 2006 Activities) 2 Binders - supplied in hard-copy form only as report was too large to upload -	Special Master
657	9/1/06	SA-7	Inclinometer Reading Update for 8/31/06 - does not need to be uploaded or distributed via hardcopy - per e-mail only	Special Master
658	9/5/06	SA-7	ICO Requested Rain Data	Special Master
659	9/6/06	SA-7	Revised SIR Draft Response to Comments Letter	Special Master
660	9/8/06	SA-7	Inclinometer Reading Update for 9/8/06 - does not need to be uploaded or distributed via hardcopy - per e-mail only	Special Master
661	9/11/06	SA-7	Recontamination Prevention Monitoring and Compliance Plan	Special Master
663	9/12/06	SA-7	Supplemental Remedial Investigation Report for Study Area 6 (hardcopy only)	Special Master
664	9/12/06	SA-7	Groundwater Program: Modified Bedrock Aquifer Test Work Plan	Special Master
665	9/12/06	SA-7	Alternate Backfill Information	Special Master

Transmittal No.	Submittal Date	Proj.	Submittal	To
667	9/14/06	SA-7	Progress Report No. 40 (August 2006)	Special Master
668	9/18/06	SA-7	Sheet Pile Removal Summary Report and confirmation Test Results East Barrier Sheet Pile	Special Master
673	9/19/06	SA-7	Phase IV Bedrock Work Plan	Special Master
680	9/29/06	SA-7	Inclinometer Reading Update for 9/29/06 - does not need to be uploaded or distributed via hardcopy - per e-mail only	Special Master
682	10/4/06	SA-7	Perimeter Dust Mon Action Level Rational	Special Master
685	10/6/06	SA-7	Inclinometer Reading Update for 10/06/06 - does not need to be uploaded or distributed via hardcopy - per e-mail only	Special Master
686	10/9/06	SA-7	Arnold & Porter Correspondence: Response to ICO dated September 27, 2006 Comments on Honeywell's Groundwater Phase IV Bedrock Work Plan	Special Master
687	10/13/06	SA-7	Progress Report No. 41	Special Master
691	10/17/06	SA-7	Recommendation Regarding Compressive Strength of West Cell SCB Lagging	Special Master
692	10/23/06	SA-7	Revised Figures for Revised Offshore Sediment Investigation Report, June 2003 to June 2006 Activities	Special Master
693	10/23/06	SA-7	HydroQual Corr: Modified Bedrock Aquifer Test Work Plan Response to Comments Dated October 17, 2006	Thomas Lewis
694	10/23/06	SA-7	HydroQual Corr: Phase IV Investigation WP Response to Comments Dated October 17, 2006	Thomas Lewis
696	10/26/06	SA-7	HydroQual Corr: Response to Comments Re Rt. 440 Investigation Work Plan	Special Master
698	10/31/06	SA-7	Inclinometer Update for 10/30/06	Special Master
699	11/3/06	SA-7	Inclinometer Update for 11/2/06 (does not need to be uploaded or distributed via hardcopy - per e-mail only)	Special Master
701	11/3/06	SA-7	Response to Special Master November 2nd E-mail Concerning E-4A	Special Master
704	11/8/06	SA-7	Inclinometer Update for 11/7/06 (does not need to be uploaded or distributed via hardcopy - per e-mail only)	Special Master
705	11/10/06	SA-7	Inclinometer Update for 11/10/06 (does not need to be uploaded or distributed via hardcopy - per e-mail only)	Special Master
707	11/15/06	SA-7	Progress Report No 42	Special Master
711	11/21/06	SA-7	Inclinometer Update for 11/20/06 (does not need to be uploaded or distributed via hardcopy - per e-mail only)	Special Master
719	11/21/06	SA-7	Deep Overburden Groundwater Remedy, Pre-Design Aquifer Testing Work Plan	Special Master
720	11/22/06	SA-7	WWTP Influent Sump Release Prevention Summary	Special Master
721	11/22/06	SA-7	MRCE Response to Comments on Compressive Strenth of West Cell SCB Lagging	Special Master

Transmittal No.	Submittal Date	Proj.	Submittal	To
722	12/1/06	SA-7	Inclinometer Update for 11/30/06 (does not need to be uploaded or distributed via hardcopy - per e-mail only)	Special Master
724	12/5/06	SA-7	Sediment RAA	Special Master
725	12/5/06	SA-7	Inclinometer Update 12/04/06	Special Master
726	12/7/06	SA-7	Sediment RAA Addition to Chapter 8	Thomas Lewis Connel Foley SM (via Connel Foley)
727	12/12/06	SA-7	Work Plan for Sampling and Testing compacted type A Clay Used for Modofied Perimeter Details	Special Master
728	12/15/06	SA-7	Progress Report No 43 (November 2006)	Special Master
729	12/18/06	SA-7	WWTP Response to Comments	Special Master
731	12/19/06	SA-7	Sediment RAA Addendum 1	Special Master
740	1/9/07	SA-7	Inclinometer Update 1/8/07 (does not need to be uploaded or distributed via hardcopy - per e-mail only)	Special Master
741	1/15/07	SA-7	Progress Report No. 44	Special Master
744	1/18/07	SA-7	Response to January 2, 2007 Comments Compressive Strength of West Cell SCB Lagging	Special Master
749	1/24/07	SA-7	Truck No. 255 - January 8, 2007	Special Master
750	1/26/07	SA-7	Response to ICO Correspondence to the Special Master dated January 8, 2007 Regarding Influent Sump Release	Special Master
751	2/2/07	SA-7	Inclinometer Update 2/2/07 (does not need to be uploaded or distributed via hardcopy - per e-mail only)	Special Master
752	2/2/07	SA-7	Final Groundwater Investigation Report	Special Master
756	2/9/07	SA-7	Results of Expanded Bedrock Aquifer Test CD - Appendix A	Special Master
757	2/9/07	SA-7	Response to Comments to Deep Overburden GW Remedy, Pre-Design Aquifer Testing Work Plan	Special Master
760	2/15/07	SA-7	Progress Report No. 45	Special Master
763	2/15/07	SA-7	Response to Berger Type A Clay Permeability Recommendation Letter dated January 18, 2007	Special Master
764	2/15/07	SA-7	SA-7 Water Collection Diagram	Special Master
772	3/5/07	SA-7	Deep Overburden Groundwater Remedial Alternatives Analysis Report Amendment	Special Master
776	3/15/07	SA-7	Progress Report No. 46	Special Master
780	3/19/07	SA-7	Response to ICO Correspondence to the Special Master dated March 5, 2007 Regarding Water Collection Diagram - WWTP Influent Sump	Special Master
782	4/9/07	SA-7	Response on WTP Stormwater	Special Master
785	4/16/07	SA-7	Honeywell Corr: Response to ICO April 10, 2007Comments Re: Storm Event Profile Analysis	Special Master
786	4/16/07	SA-7	Progress Report No. 47	Special Master
789	4/16/07	SA-7	Response to ICO April 9, 2007 Comments Regarding Deep River Boring DRB-028	Special Master

Transmittal No.	Submittal Date	Proj.	Submittal	To
790	4/18/07	SA-7	Response to ICO March 29, 2007 Comments Regarding Confirmatory Sample Results	Special Master
791	4/18/07	SA-7	Stop Log & Sluice Gate Drawing Transmittal	Special Master
797	5/7/07	SA-7	Bedrock Groundwater RAA	Special Master
798	5/8/07	SA-7	Misc. Technical Questions - Honeywell Follow Up	Special Master
799	5/15/07	SA-7	Progress Report No. 48	Special Master
805	5/22/07	SA-7	Entact Bulkhead Excavation Plan R.4	Special Master
806	5/23/07	SA-7	Response to GIR Comments	Special Master
809	6/14/07	SA-7	Progress Report No. 49 (May 07)	Special Master
812	6/15/07	SA-7	Stormwater Monitoring – Trial Proposal for Night Shift & Weekend Coverage	Special Master
814	6/19/07	SA-7	Groundwater Program Technical Report- Deep Overburden Groundwater Remedy Pre-Design Aquifer Test (note - appendix e: was not uploaded due to size of file, cd was provided w/hardcopy)	Special Master
819	6/25/07	SA-7	Response to June07 Bulkhead Excavation Plan Comments	Special Master
820	6/26/07	SA-7	Entact Bulkhead Excavation Plan R.5	Special Master
822	7/3/07	SA-7	MRCE Bulkhead Geoprobe Report	Special Master
823	7/6/07	SA-7	Revised Bulkhead Excavation Plan - Response to ICO Comments	Special Master
824	7/9/07	SA-7	Drawing SPPP5 (September 06 - June 07 Excavation East Completed - Backfill Underway)	Special Master
825	7/10/07	SA-7	Response to Louis Berger Group Comments dated July 3, 2007 Regarding the Bulkhead Excavation Plan Response to Comments Submitted on June 25, 2007	Special Master
827	7/16/07	SA-7	Progress Report No. 50 (June 07)	Special Master
830	7/16/07	SA-7	Response to LBG 060607 Comments Regarding Final GIR	Special Master
832	7/25/07	SA-7	Emilcott - Response to the Louis Berger Group's Question/Comment on the Adequacy of the Current HASP in Covering Work Activities at SA-7	Special Master
837	8/1/07	SA-7	Table of Groundwater Data & Well Location Drawing	Special Master
840	8/3/07	SA-7	Wall / Bulkhead Target Displacement Measurements 08/01/07	Special Master
844	8/15/07	SA-7	Progress Report No. 51 (July 07)	Special Master
849	8/22/07	SA-7	Geoprobe Phase 2 Bulkhead Report	Special Master
850	8/23/07	SA-7	Honeywell Correspondence to NJDEP Re NJPDES Permit No. NJ0156311 - Category B / Industrial Wastewater	Special Master
852	8/28/07	SA-7	Bedrock Groundwater RAA Response to ICO Comments	Special Master
854	8/28/07	SA-7	Bulkhead Excavation Update	Special Master
855	9/10/07	SA-7	NW Corner Bulkhead Repair	Special Master
856	9/10/07	SA-7	Response to Information Requests Regarding Site 117 Home Depot Deep Overburden Source Treatment Work Plan	Special Master
858	9/17/07	SA-7	Progress Report No. 52 (August 07)	Special Master

Transmittal No.	Submittal Date	Proj.	Submittal	To
861	9/17/07	SA-7	Response to ICO 090407 Letter on Deep Groundwater	Special Master
867	9/24/07	SA-7	SA-7 Stormwater Revision 1	Special Master
868	9/28/07	SA-7	Deep Overburden and Bedrock Groundwater Design Report constisting of: Engineering Report (w/ specifications) Engineering Drawings Soil Erosion Sedimentation Control Permit Amendment to the NJPDES Permit Amendment to the TWA Permit General Permit 15 CD of electronic copy of all materials	Special Master
869	10/2/07	SA-7	SA-7 Stormwater	Special Master
871	10/10/07	SA-7	Deep Groundwater Discharge	Special Master
872	10/15/07	SA-7	Progress Report No. 53 (September 07)	Special Master
875	10/17/07	SA-7	Response to ICO Comments Related to the SA-7 WWTP	Special Master
877	10/18/07	SA-7	Revised Response to ICO Comments Related to the SA-7 WWTP	Special Master
884	10/29/07	SA-7	Internal SA-7 Off-Hours Storm Water Management Procedure	Special Master
886	10/30/07	SA-7	West Cell Deep Groundwater Dewatering Wells	Special Master
887	10/30/07	SA-7	Confirmatory Sampling Spike Recovery ICO Comments of October 18, 2007	Special Master
890	11/12/07	SA-7	Bulkhead Excavation Update	Special Master
891	11/13/07	SA-7	Stormwater Monitoring - Weeknights & Weekends	Special Master
892	11/15/07	SA-7	Progress Report No. 54 (October 07)	Special Master
895	11/15/07	SA-7	Addendum for Bulkhead Excavation in QC Zones 9, 10 & 11	Special Master
896	11/16/07	SA-7	Night Shift & Weekend Stormwater Monitoring Coverage	Special Master
901	12/3/07	SA-7	Bulkhead Excavation Plan Correspondence	Special Master
904	12/11/07	SA-7	Response to Comments Re SA-7 Deep Overburden and Bedrock Groundwater Design Report	Special Master
905	12/17/07	SA-7	Progress Report No. 55 November 07	Special Master
911	12/21/07	SA-7	USE October 31, 2007 Accident Report	Special Master
917	1/15/08		Progress Report No. 56 December 07	Special Master
920	1/17/08		Resend SM Copy of Prog Report	Special Master
927	1/24/08		Response to the 011508 Plaintiff Stormwater Discharge Monitoring/ Stormwater Pollution Prevention Plan Reporting/ Nights and Weekends Stormwater Management Letter	Special Master
934	2/14/08		HASP Update (Appendix H)	Special Master
935	2/15/08		Progress Report No. 57 January 08	Special Master
940	2/29/08		West Cell Operations	Special Master
945	3/10/08		Response to 013108 LB Comments on Engineering Report	Special Master
947	3/17/08		Progress Report No. 58 February 08	Special Master
958	3/20/08		Proposed Actions to Repair Groundwater Seep on South Barrier Wall	Special Master
962	4/2/08		Grout Repair of Wall Panel S246 at Sta. S9+83	Special Master

Transmittal No.	Submittal Date	Proj.	Submittal	To
963	4/4/08		Groundwater Seep on South Barrier Wall Response to ICO's April 2, 2008 Letter	Special Master
964	4/14/08		Groundwater Sampling Below Meadow Mat	Special Master
965	4/15/08		Progress Report No. 59 March 08	Special Master
972	4/25/08		Thickness and Hex Chrome Content of Stratum O	Special Master
973	4/28/08		Addenda to Progress Reports 58 and 59	Special Master
974	4/29/08		Groundwater Sampling Below Meadow Mat	Special Master
976	5/5/08		Plan and Key Dimensions for Proposed Drainage Ditch	Special Master
977	5/6/08		Groundwater Sampling Below Meadow Mat	Special Master
980	5/15/08		Progress Report No. 59 March 08	Special Master
987	5/23/08		MRCE Report: Thickness and Hex Chrome Content of Stratum O Series 2	Special Master
998	6/12/08		Type B Backfill	Special Master
999	6/16/08		Long Term Monitoring Plan	Special Master
1000	6/16/08		Progress Report No. 61 May 08	Special Master
1003	6/20/08	SA-7	Gradation and Analytical Specification of Fill Type B Tunnel	Special Master
1004	6/20/08	SA-7	Gradation and Analytical Specification of Fill Type B Hudson County	Special Master
1006	6/23/08	SA-7	Excavation Control following Slope Failure of G43	Special Master
1008	6/26/08	SA-7	Transmittal of Regulatory Reports and Correspondence No Transmittal Form Necessary	Special Master (2) Louis Berger Group (1) Connell Foley (1)
1013	7/15/08	SA-7	Progress Report No. 62 June 08	Special Master
1016	7/15/08	SA-7	Modified Fill Specification and Stability Analysis	Special Master
1018	7/16/08	SA-7	Leak on North Barrier Wall	Special Master
1019	7/18/08	SA-7	ICO July 11, 2008 Letter Regarding April 2008 DMR	Special Master
1023	7/28/08	SA-7	Long Term Monitoring Plan	Special Master
1026	8/6/08	SA-7	North Wall Leak - Sta. N8+22	Special Master
1027	8/12/08	SA-7	Data Packets	Special Master
1029	8/15/08	SA-7	Progress Report No. 63 July 08	Special Master
1032	8/15/08	SA-7	Northern Area Delineation Work Plan	Special Master
1038	8/26/08	SA-7	Sediment Remedy Schedule (Narative and Schedule)	Special Master
1040	9/3/08	SA-7	Response to ICO August 21, 2008 Comments on the Sediment Northern Area Delineation Work Plan (no transmittal form necessary)	Special Master
1043	9/9/08	SA-7	Sediment Northern Area Delineation Work Plan Response to Louis Berger Group Comments	Special Master
1044	9/12/08	SA-7	Type B2 Backfill	Special Master
1045	9/15/08	SA-7	Progress Report No. 64 August 08	Special Master
1050	9/23/08	SA-7	Errata Sheet for Progress Repot No 63 and 64 (July and August 2008)	Special Master
1055	10/2/08	SA-7	Follow Up Actions from Special Master Meeting	Special Master
1057	10/15/08	SA-7	Progress Report No. 65 (September 2008)	Special Master
1060	10/16/08	SA-7	West Cell, Deep Groundwater Depressurizing Well DP-7	Special Master
1066	10/28/08	SA-7	Follow Up Action from the October 23, 2008 Special Master Meeting - Diving Inspection	Special Master

Transmittal No.	Submittal Date	Proj.	Submittal	To
1067	10/28/08	SA-7	New West Cell Consolidation Pit	Special Master
1068	10/29/08	SA-7	Stormwater Management	Special Master
1070	11/11/08	SA-7	Response to Comments - Sediment Remedy Schedule	Special Master
1075	11/17/08	SA-7	Progress Report No. 66 (October 2008)	Special Master
1078	11/24/08	SA-7	Sediment Source Investigation Work Plan	Special Master
1079	12/8/08	SA-7	Deep Overbruden and Bedrock Groundwater Report	Special Master
1081	12/15/08	SA-7	Progress Report No. 67	Special Master
1085	12/17/08	SA-7	Deep Overburden and Bedrock Groundwater Containment Remedy Start-up Letter no transmittal form necessary	Special Master
1086	12/17/08	SA-7	Groundwater Long Term Monitoring Plan and VOCs no transmittal form necessary	Special Master
1089	12/23/08	SA-7	Type B1 Backfill - 7 Subway Line Tunnel Extension Project	Special Master
1095	1/15/09	SA-7	Progress Report No. 68	Special Master
1108	1/27/09	SA-7	HydroQual Response to Comments Regarding Sed Source Investigation	Special Master
1109	1/27/09	SA-7	SA-7 Schedule Update	Special Master
1116	2/2/09	SA-7	Sediment Program, Northern Area Delineation Report	Special Master
1120	2/16/09	SA-7	Progress Report No. 69	Special Master
1124	2/24/09	SA-7	VOCs in Wastewater Treatment Plant Influent	Special Master
1126	2/25/09	SA-7	Helen - PowerPoint Presentation to SM (shown on 2/24/09)	Special Master
1131	3/16/09	SA-7	Progress Report No. 70	Special Master
1140	3/27/09	SA-7	Type B1 Backfill - 34th Street Tunnel Project	Special Master
1141	3/30/09	SA-7	SCB Freeze-Thaw Spalling	Special Master
1142	4/8/09	SA-7	Proposed Changes to Appendix H of the SA-7 Master HASP	Special Master
1145	4/10/09	SA-7	NJDEP Subchapter 8 Air Permit Application	Special Master
1146	4/15/09	SA-7	Progress Report No. 71	Special Master
1151	4/21/09	SA-7	Type B1 Backfill - 34th Street Tunnel Project Response to Comments	Special Master
1157	4/30/09	SA-7	Wedge Excavation / Excavation to Property Line Soutyh of Sheet Pile and West of Barrier Document	Special Master
1163	5/14/09	SA-7	Progress Report No. 72	Special Master
1168	5/18/09	SA-7	Updated Technical Support Document Proposed Supplemental Mass Removal Within the Deep Overburden Plume	Special Master
1178	6/9/09	SA-7	Groundwater Extraction and Treatment (GWET) Remedy System Data Report	Special Master
1179	6/9/09	SA-7	Groundwater Extraction and Treatment (GWET) Remedy System Performance / Long Term Monitoring Plan / Response to Comments	Special Master
1180	6/15/09	SA-7	Progress Report No. 73	Special Master
1186	7/1/09	SA-7	50% Sediment Design Report TOC	Special Master
1187	7/2/09	SA-7	Hex-Chrome (Hexavlent Chromium) Data Summary for Backfill	Special Master
1192	7/15/09	SA-7	Progress Report No. 74	Special Master

Appendix A-4: Special Master Transmittal Log

Transmittal No.	Submittal Date	Proj.	Submittal	To
1204	7/31/09	SA-7	Sediment Remediation and Beneficial Environmental Projects	Special Master
1207	8/17/09	SA-7	Progress Report No. 75	Special Master
1211	8/17/09	SA-7	50% Design Report Sediment Remedy	Special Master
1222	9/1/09	SA-7	Hexavalent Chromium Data Summary August 2009	Special Master
1223	9/18/09	SA-7	Supplemental Geotechnical Investigation Work Plan	Special Master
1227	9/22/09	SA-7	Progress Report No. 76	Special Master
1231	9/24/09	SA-7	Beneficial Environmental Projects Design Work Plan	Special Master
1233	10/5/09	SA-7	Pure Earth Type C Backfill	Special Master
1234	10/15/09	SA-7	Progress Report No. 77	Special Master
1250	11/16/09	SA-7	Response to Comments 50 Percent Design for SA7 Sed Remedy	Special Master
1253	11/17/09	SA-7	Progress Report No. 78	Special Master
1262	12/15/09	SA-7	Progress Report No. 79	Special Master
1266	12/17/09	SA-7	Response to Comments Re SA-7 Sediment 50% Design	Special Master
1270	12/28/09	SA-7	Results of Sorm Water Sampling	Special Master
1273	1/7/10	SA-7	Zinc Investigation Workplan for Waste Water Treatment Plant	Special Master
1274	1/15/10	SA-7	Progress Report No. 80	Special Master
1281	1/25/10	SA-7	ICO v. Honeywell – Beneficial Environmental Projects Design Workplan (no transmittal form necessary)	Special Master

Appendix B: Health and Safety Documentation

B-1 Master HASP Table of Contents

B-2 MSDS Summary

B-3 Air Monitor Location Plan

B-4 Personnel and Mobile Air Sampling Dust and Chromium Results

B-5 Air Monitoring Dust Graphs
Typical Web Upload Package

B-6 Fixed Devices Air Sampling Dust and Chromium Results

Appendix B-1: Master HASP Table of Contents

1.0 INTRODUCTION 1
1.1 Purpose and Requirements 1
1.2 Site Description and Background 1
1.3 Scope of Work 2
1.3.1 Remedial Investigation 2
1.3.2 Construction 2
1.4 Health and Safety Organization: 3
1.4.1 Honeywell (HON) SA-7 Project Management Team: (PM Team) 4
1.4.2 Primary Remedial Contractor (PRC) 8
1.4.3 Secondary Remedial Contractors (SRC) 10
1.4.4 Visitors 11
1.5 Fundamental "Cardinal" Health and Safety Rules 11
1.5.1 Work Team Responsibilities 11
2.0 RISK ANALYSIS 12
2.1 Chemical Hazards 13
2.2 Action Levels: 15
2.3 Physical Hazards 16
2.3.1 Heat Stress 16
2.3.2 Prevention/Control Of Heat Stress 19
2.3.3 Cold-Related Illness 20
2.3.4 Prevention/Control of Cold-Related Illness 20
2.3.5 Ice Hazards 20
2.3.6 Wind Erosion/Dust Control 20
2.3.7 Noise Exposure 21
2.4 Task Hazard Analysis 21
2.4.1 Soil and Water Sampling 22
2.4.2 Ferrous Sulfate Storage and Spreading 22
2.4.3 Water Safety 22
2.4.4 Trenches and Excavations 23
2.4.5 Heavy Mobile Equipment 23
2.4.6 Drilling and Boring 25
2.4.7 Pumping Tests 25
2.4.8 Surveying 26

2.4.9 Mobilization and Demobilization 26
2.4.10 Clearing and Grubbing 26
2.4.11 Removal of Asphalt and Concrete 26
2.4.12 Delivery of Raw Materials and Equipment 27
2.4.13 Backfill 27
3.0 PERSONNEL PROTECTION, TRAINING, AND MONITORING 31
3.1 Medical Surveillance 31
3.2 Training Requirements 31
3.2.1 Hazwoper 31
3.2.2 Site Specific 31
3.2.3 Daily “toolbox” Meetings 32
3.2.4 Other Training Requirements 32
3.2.5 Exceptions 32
3.2.6 Recordkeeping 33
3.3 Personal Protective Equipment (PPE) And Levels of Protection 33
3.3.1 Personal Protective Equipment (PPE) 33
3.3.2 Level D PPE 33
3.3.3 Modified Level D PPE 34
3.3.4 Level C or Higher PPE 34
3.4 Air Monitoring Requirements 35
4.0 WORK ZONES, SECURITY, AND DECONTAMINATION 36
4.1 Site Work Zones 36
4.1.1 Exclusion Zone 36
4.1.2 Decontamination (Contamination Reduction) Zone 36
4.1.3 Restricted Work Zone 36
4.1.4 Support Zone 37
4.2 Decontamination Wash 37
4.2.1 Decontamination of Personnel 37
4.2.2 Decontamination of Heavy Equipment 39
4.3 Site Security 39
4.3.1 Visitors 40
4.4 Worker Showers 40
5.0 SHIPMENTS 41
6.0 ACCIDENT PREVENTION AND CONTINGENCY PLAN 42

6.1 Accident Prevention 42

6.2 Contingency Plan 42

6.2.1 Emergency Procedures 42

6.2.2 Chemical Exposure 43

6.2.3 Personal Injury 43

6.2.4 Evacuation Procedures 43

6.2.5 Procedures Implemented in the Event of An Accident, Incident, Near Miss, Major Fire, Explosion, or On-Site Health Emergency Crisis 43

6.2.6 Communication 43

APPENDICES

Appendix Title

A Air Monitoring Equipment Calibration And Maintenance
B Forms For Health And Safety-Related Activities
C Material Safety Data Sheets Including List Of Site Chemicals
D Standard Safe Work Practices
E Honeywell Contractor Safety Handbook
F Contractor Health And Safety Plans
G Safety And Health Hazard Analysis
H Air Monitoring Plan
I Trenches
J Hot Work Permits
K Confined Space Entry
L LOTO
M Dust Controls
N Emergency Response Plan

Appendix B-2: MSDS Summary

Honeywell

Materials

4000 psi design mix (Concrete)
AC-667-SE
AC-900 Series
BARRIER Dry Chemical Fire Extinguisher
Acetylene
Acetylene, Dissolved
Air Horn
Alconox
Antifreeze
Aqua-Clear MGA
Asphalt
Baquacil
Bentonite (Gel Supreme)
Bentonite Grout
Brake fluid
Busan 1059
BWT T.F. Sealant
Cadwell Weld
Calcium Chloride
Calcium Hydroxide
Calcium Polysulfide
Carbon Monoxide, Methane, Oxygen, Nitrogen Mixture
Calibration Gas
ChromaVer 3 Chromium Reagent
Chromium
Chromium (VI) Oxide
Chromium (Hexavalent) Soil Extractant Powder Pillows
Chromium (III) Oxide
Chromium Sample Vial
Chromium Trioxide
Chromium UniCap A
Chromium UniCap B
Chromium Zero Vial
Chromium, Hexavalent Standard Solution, 50 mg/l as Cr
Citrus Cleaner & Degreaser
Concrete Sand
Copper Making Reagent
Crushed Stone
Crystalline Silica
Cyclohexanone
Deep Woods Off
Demineralizer Bottle
Dexron III/Mercon ATF
Diesel Fuel Conditioner
Diesel Fuel No 2
Diesel Fuel Therapy Fuel Injector Cleaner
Easy Going 50
EDTA Reagent Powder
Electrode, covered (Excalibur 7018 MR)
Electrode, covered (Fleetwood 5P)
Eyesaline Solution
Eyewash Solution
Fabuloso All Purpose Cleaner
Fantistik All Purpose Cleaner
Fantistik All Purpose Cleaner - Antibacterial
Ferrous Chloride Solution
Ferrous Sulfate
Final All-Weather Blox
Fire Protection Material
Formula 480 Liquid Clay
Fuel Oil No 6
Fuel OR Diesel Oil
Gasoline
Gel Supreme (Bentonite)
Goo Gone
Goo Gone Spray Gel
Grease, Petroleum
Great Stuff Big Gap Filler
Great Stuff Gaps and Cracks
Great Stuff Window and Door
Guar Gum
Hercules Multi-Purpose Cement
Hercules PVC & CPVC purple primer
Holeplug 3/8
Hydraulic Fluid
Hydrochloric Acid
Hydrochloric Acid, dilute
Hydrogen Peroxide 35%
Hydrogen, compressed
Isoamyl Acetate
Isobutylene
Isopropyl Alcohol
Isopropyl Alcohol, 70%
Jet Stream Penetrating Oil
Kerosene (Fuel)
KOPR-KOTE lubricating grease
Latexite Driveway Sealer
LEB-4
LEB-H
Lesco Prosecutor

Lime (Limestone, Calcium Carbonate)
Liquinox
LPS Tapmatic #1 Gold
Lubricant Grease
Lubricating Oil
Lubriplate Chain & Cable Fluid
Marking Paint - Aerosol
Methanol
Mighty Sonic Air Horn
Mini delay
Muriatic Acid
Nitric Acid
Oxygen
Paint
PAN Indicator Solution 0.3%
Peelaway 7
Personal Safety Equipment Cleaning Pads
Phthalate-Phosphate Reagent Powder Pillows
Porphyrin 1 Reagent
Porphyrin 2 Reagent
Portland Cement
Propane
Purple Primer/Cleaner
Quikrete Portland Cement
Raid Yard Guard Outdoor Fogger
Rain-X De-icer
Rain-X Windshield Wiper
Real Tuff
Rendezvous Foam Out
Rendezvous Natural Clear
Rigid Dark Thread Cutting Oil
RMUD-7
Silica Sand
Simple Green
Slik-pac
Soda Ash
Sodium BiSulfate
Sodium Bisulfite Anhydrous
Sodium bisulfite solution
Sodium BiSulfite Solution (15- 40%)
Sodium Carbonate
Sodium Hydroxide
Sodium Hydroxide (3.636 - + 0.020N
Sodium Hydroxide Liquid (1- 50%)
Sodium Hypochlorite
Spray Nine
Sprayed Fire Protection (Mineral wool)
Stannic Chloride
Sulfuric Acid
Super White Multi-Purpose Grease
Superciser 5
Swif 95
TacKote
Tanex
TO-4/C-4 Fluid
Uvex Clear Towelette
Vinyl Cement
WD-40
White Lithium Grease
Windex Blue
Zep Morado Super Cleaner
ZincoVer5 Zinc Reagent

Appendix B-3: Air Monitor Location Plan

Honeywell


Hackensack River
FD/AP-11
SA-6 North
FD/AP-10
FD/AP-4
PREVAILING WIND DIRECTION
FD-7
ORIGINAL WEATHER STATION
FD/AP-6
RT. 440
SA-6 South
SA-7
FD-5
FINAL WEATHER STATION
FD/AP-9
FD/AP-8
FD-1
LEGEND:
FD-1
Dust Monitor (RAM)
FD – Fixed Dust Monitor at locations shown
FD/AP-4
Dust Monitor/Air Pump Station in single housing unit
AP – Air Pump Station at fixed locations shown
FD – Fixed Dust Monitor at locations shown

Appendix B-4: Personnel and Mobile Air Sampling Dust and Chromium Results

2006 Sampling Results

2007 Sampling Results

2008 Sampling Results

2009 Sampling Results

Honeywell

SA-7 Site
Jersey City, NJ

Hexavalent Chromium
Air Sampling Results
Construction Management Team

2006

How many site samples were taken this year?	**82**
How many samples contained any detectable amount of hexavalent chromium?	**21**
How many samples contained ≥ than 5.0* micrograms of hexavalent chromium per cubic meter (ug/m^3)?	**0**
What was the highest level of hexavelent chromium detected in all samples?	**0.076** ug/m^3

** OSHA PEL for Hexavalent Chromium is 5.0 ug/m^3*

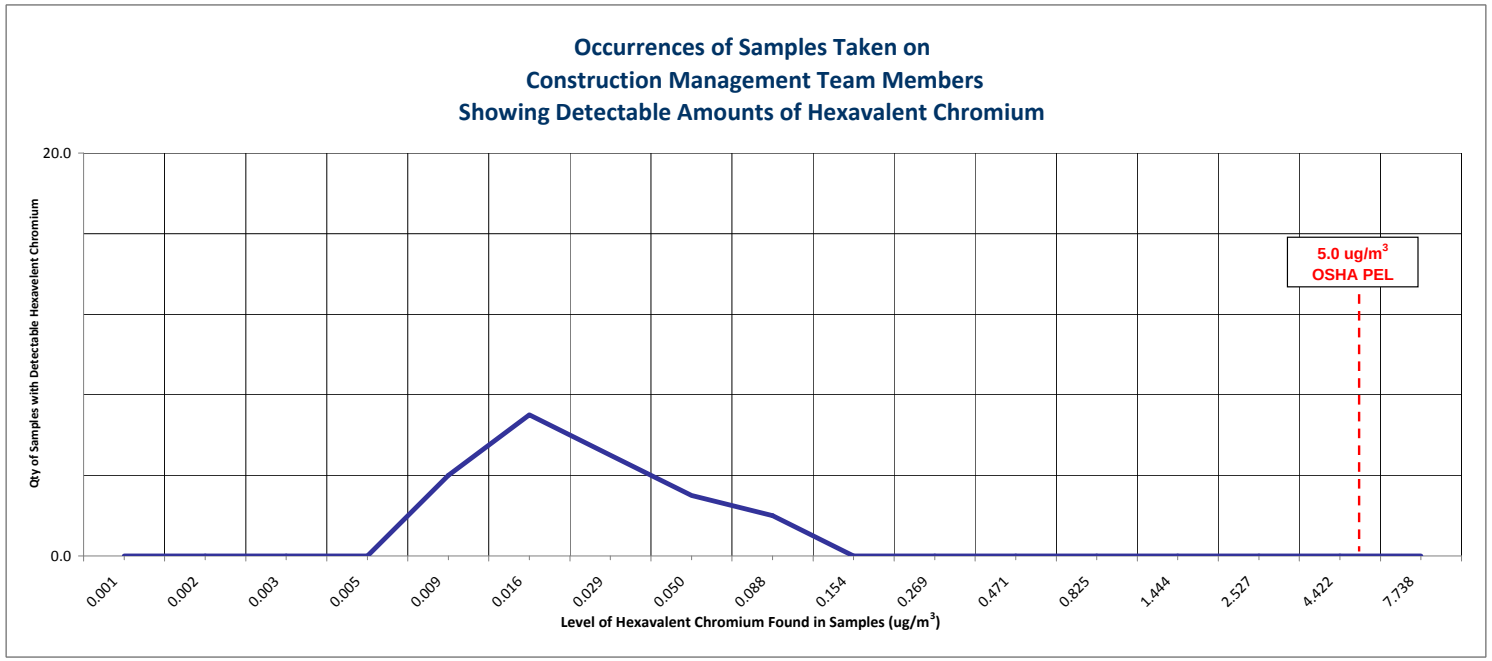

Honeywell

SA-7 Site
Jersey City, NJ

Hexavalent Chromium
Air Sampling Results
Health and Safety Officers

2006

How many site samples were taken this year?	**117**
How many samples contained any detectable amount of hexavalent chromium?	**28**
How many samples contained ≥ than 5.0* micrograms of hexavalent chromium per cubic meter (ug/m^3)?	**0**
What was the highest level of hexavelent chromium detected in all samples?	**0.073** ug/m^3

** OSHA PEL for Hexavalent Chromium is 5.0 ug/m^3*

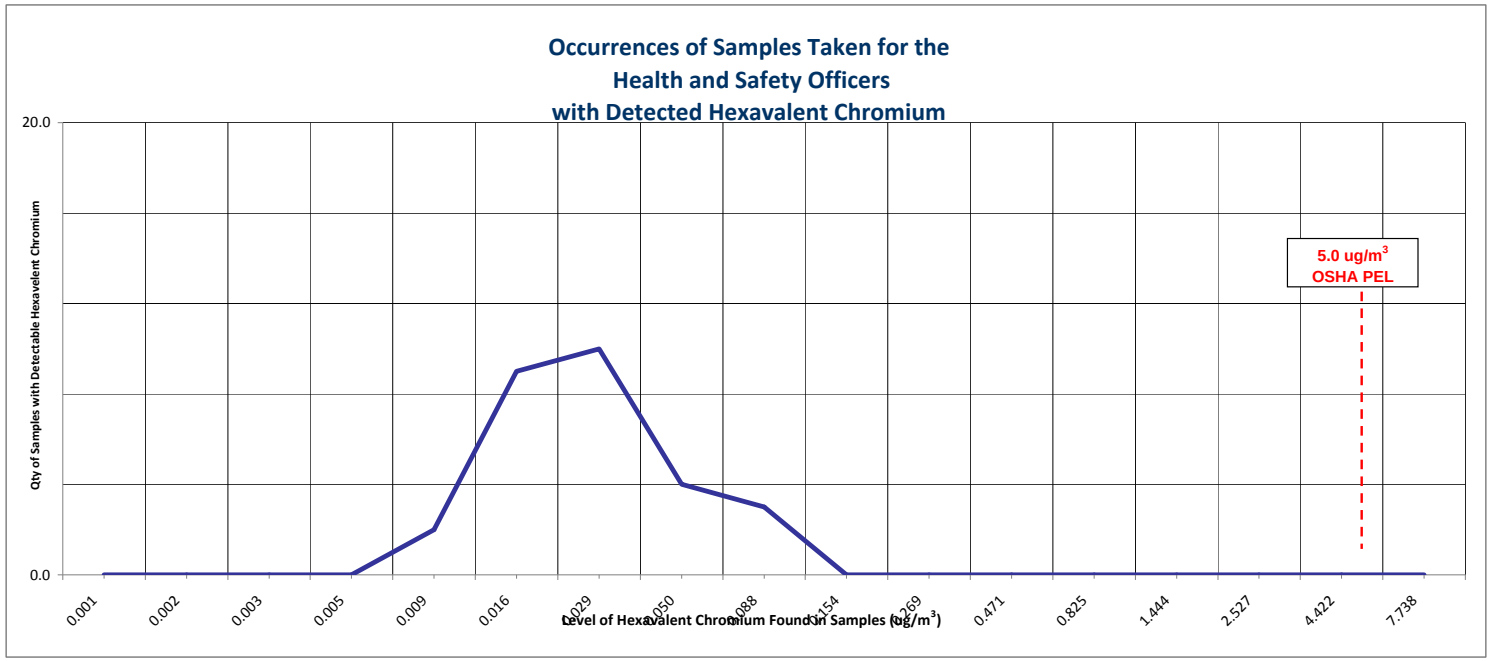

Honeywell

SA-7 Site
Jersey City, NJ

Hexavalent Chromium
Air Sampling Results
Mobile Devices

2006

How many site samples were taken this year?	**386**
How many samples contained any detectable amount of hexavalent chromium?	**43**
How many samples contained ≥ than 5.0* micrograms of hexavalent chromium per cubic meter (ug/m^3)?	**0**
What was the highest level of hexavelent chromium detected in all samples?	**0.069** ug/m^3

** OSHA PEL for Hexavalent Chromium is 5.0 ug/m^3*

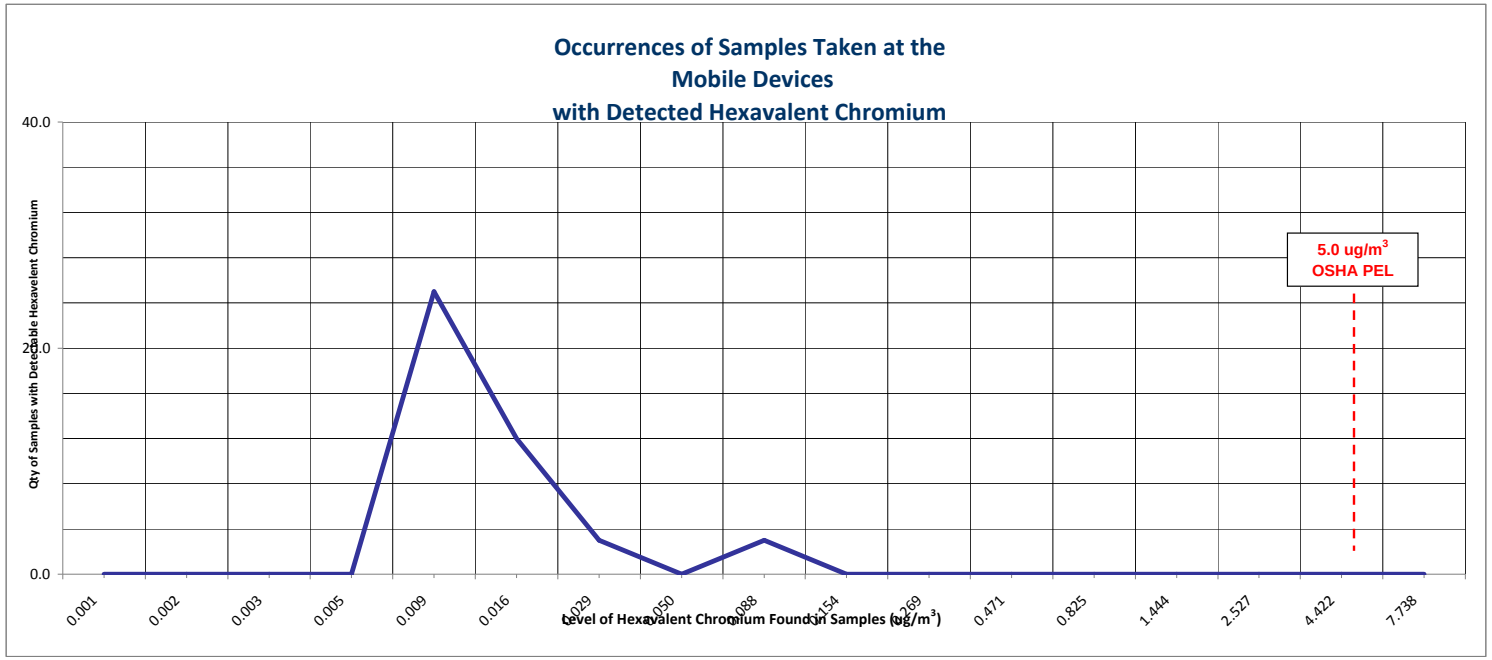

Honeywell SA-7
2006 Statistics for
Construction Management Team
in EZ

Metric	Perimeter Air Sampling Results for Detectable CrVI (µg/m3)
Number of Filters Taken	**82**
Number of Blanks	0
Number of Void	1
Number of Samples	**81**
Number Below Detectable Limits	**60**
Number of Detectable Samples	21
Percent Detectable	**26%**
Minimum Detectable Value	**0.0061**
10th Percentile	0.0071
20th Percentile	0.0100
30th Percentile	0.0140
Mean Detectable Value	**0.0222**
Median Detectable Value	0.0160
70th Percentile	0.0220
80th Percentile	0.0300
90th Percentile	0.0420
95th Percentile	0.0550
Maximum Detectable Value	**0.0760**
OSHA PEL	**5.0**

Honeywell SA-7
2006 Statistics for
Health & Safety Officers
in EZ

Metric	Perimeter Air Sampling Results for Detectable CrVI ($\mu g/m^3$)
Number of Filters Taken	**117**
Number of Blanks	0
Number of Void	0
Number of Samples	**117**
Number Below Detectable Limits	**89**
Number of Detectable Samples	28
Percent Detectable	**24%**
Minimum Detectable Value	**0.0083**
10th Percentile	0.0107
20th Percentile	0.0124
30th Percentile	0.0140
Mean Detectable Value	**0.0247**
Median Detectable Value	0.0200
70th Percentile	0.0240
80th Percentile	0.0348
90th Percentile	0.0507
95th Percentile	0.0577
Maximum Detectable Value	**0.0730**
OSHA PEL	**5.0**

Honeywell SA-7
2006 Statistics for
Mobile Devices
in EZ

Metric	Perimeter Air Sampling Results for Detectable CrVI ($\mu g/m^3$)
Number of Filters Taken	**523**
Number of Blanks	137
Number of Void	0
Number of Samples	**386**
Number Below Detectable Limits	**343**
Number of Detectable Samples	43
Percent Detectable	**11%**
Minimum Detectable Value	**0.0055**
10th Percentile	0.0061
20th Percentile	0.0067
30th Percentile	0.0070
Mean Detectable Value	**0.0132**
Median Detectable Value	0.0086
70th Percentile	0.0110
80th Percentile	0.0120
90th Percentile	0.0204
95th Percentile	0.0519
Maximum Detectable Value	**0.0690**
OSHA PEL	**5.0**

Honeywell SA-7
2006 Statistics for
All Other Samples
in EZ

Metric	Perimeter Air Sampling Results for Detectable CrVI ($\mu g/m^3$)
Number of Filters Taken	**146**
Number of Blanks	7
Number of Void	0
Number of Samples	**139**
Number Below Detectable Limits	**118**
Number of Detectable Samples	21
Percent Detectable	**15%**
Minimum Detectable Value	**0.0074**
10th Percentile	0.0078
20th Percentile	0.0089
30th Percentile	0.0097
Mean Detectable Value	**0.0187**
Median Detectable Value	0.0130
70th Percentile	0.0220
80th Percentile	0.0260
90th Percentile	0.0440
95th Percentile	0.0450
Maximum Detectable Value	**0.0510**
OSHA PEL	**5.0**

Honeywell

Sample Identification								Results							
Location ID		Start Time	End Time	Field Sample ID	Sample Date	Sample Time	Total Volume (L)	Hexavalent Chromium (ug/m^3)		Total Particulate (ug/m^3)		% Cr6	Travelers LWO#
1	Field Blank	0:00	0:00	1497 RG	1/30/2006	0:00	0						2006020269 Receipt 2/10/06 Cr6 Anal 2/14/06 Part Anal 2/13/06
2	Trip Blank	0:00	0:00	1498 RG	1/30/2006	0:00	0						
3	Bldg 80 K Lunch	8:10	18:26	1494 RG	1/30/2006	616	1919	<	0.006		60	0.009	
4	WWTP	8:07	18:28	1499 RG	1/30/2006	621	1839	<	0.006		130	0.004	
5	Bldg 80 K Office	8:12	7:04	1489 RG	1/30/2006	1372	4214	<	0.003	<	24	0.010	
6	Utility Building	8:23	17:24	1544 RG	2/1/2006	541	1678	<	0.006		120	0.005	
7	Equipment Operator Trailer	8:17	17:13	1488 RG	2/1/2006	536	1643		0.025		190	0.013	
8	Cntrctr 1 Office Trailer	7:14	17:10	1491 RG	2/2/2006	596	1461		0.010		170	0.006	
9	Cntrctr 1 Safety Trailer	7:12	17:10	1496 RG	2/2/2006	598	1838		0.0089		110	0.008	
10	MRCE Bldg 60 K Office	7:30	17:10	1486 RG	2/2/2006	580	1691	<	0.006		120	0.005	
11	Bldg 60 K Upstairs Hallway	7:32	17:10	1487 RG	2/2/2006	578	1769		0.0078		140	0.006	
12	Cntrctr 1 Equipment Operator	8:34	16:18	1505 RG	2/7/2006	464	1148	<	0.009		150	0.006	
13	Cntrctr 1 Equipment Operator	8:34	6:18	1493 RG	2/7/2006	464	1365		0.035		370	0.009	
14	Cntrctr 1 Equipment Operator	8:41	16:00	1503 RG	2/7/2006	439	1263		0.022		220	0.010	
15	Cntrctr 1 Equipment Operator	8:41	15:53	1504 RG	2/7/2006	432	1315		0.044		440	0.010	
16	Cntrctr 1 Teamster	9:01	15:48	1500 RG	2/7/2006	407	1220	<	0.009		95	0.009	
17	Cntrctr 1 Equipment Operator	7:45	15:40	1506 RG	2/14/2006	475	1180	<	0.01	<	85	0.010	2006030149 Receipt 3/7/06 Cr6 Anal 3/10/06 Part Anal 3/9/06
18	Cntrctr 1 Laborer	7:45	15:40	1507 RG	2/14/2006	475	1356		0.01		240	0.005	
19	Cntrctr 1 Equipment Operator	8:00	13:45	1501 RG	2/14/2006	345	1020		0.05		170	0.026	
20	Cntrctr 1 Laborer	8:00	13:30	1502 RG	2/14/2006	330	1000		0.05		630	0.008	
21	Cntrctr 1 Laborer	8:10	15:47	1508 RG	2/14/2006	457	1327	<	0.01	<	75	0.010	
22	Field Blank	0:00	0:00	785 RG	2/14/2006	0	0						
23	Trip Blank	0:00	0:00	795 RG	2/14/2006	0	0						
24	Cntrctr 1 Drill Rig Operator	12:00	20:09	790 RG	2/22/2006	489	1480	<	0.01		120	0.006	
25	HSO 2	8:08	15:00	1449 RG	3/7/2006	412	987	<	0.011	<	100	0.011	2006030491 Receipt 3/17/06 Cr6 Anal 3/21/06 Part Anal 3/20/06
26	South Mobile Area	8:10	15:10	1443 RG	3/7/2006	420	1239	<	0.0084	<	81	0.010	
27	North	8:13	15:12	1531 RG	3/9/2006	419	1216	<	0.0086	<	82	0.010	
28	East	7:55	15:00	1450 RG	3/9/2006	425	1201	<	0.0087	<	83	0.010	
29	West	7:49	14:58	1444 RG	3/9/2006	429	1249	<	0.0083	<	80	0.010	
30	South	7:43	14:53	1457 RG	3/9/2006	430	1296	<	0.008		98	0.008	
31	Field Blank	0:00	0:00	1445 RG	3/9/2006	0.00	0						
32	Trip Blank	0:00	0:00	1439 RG	3/9/2006	0.00	0						
33	East	7:32	15:02	1454 RG	3/10/2006	450	1301	<	0.008		88	0.009	
34	South	7:30	15:00	1460 RG	3/10/2006	450	1306	<	0.008		220	0.004	
35	North	7:21	14:51	1458 RG	3/10/2006	450	1312	<	0.0079		110	0.007	
36	West	7:27	14:57	1455 RG	3/10/2006	450	1342	<	0.0078		99	0.008	
37	Field Blank	0:00	0:00	2809 RG	4/3/2006	0	0						2006040091 Receipt 4/5/06 Cr6 Anal 4/6/06 Part Anal 4/6/06
38	Trip Blank	0:00	0:00	2810 RG	4/3/2006	0	0						
39	MD1N	7:00	15:58	2824 RG	4/3/2006	538	1578	<	0.0063	<	63	0.010	
40	MD1W	7:15	16:10	2822 RG	4/3/2006	535	1656	<	0.006		65	0.009	
41	MD1S	7:04	16:18	2817 RG	4/3/2006	554	1654	<	0.006		70	0.009	
42	MD1E	7:15	16:14	2823 RG	4/3/2006	539	1645	<	0.0061		66	0.009	
43	MD1I	8:15	16:25	2819 RG	4/3/2006	490	1281	<	0.0078		78	0.010	
44	CMT 2	7:32	14:30	2821 RG	4/3/2006	418	982	<	0.01		120	0.008	

Honeywell

Sample Identification								Results							
Location ID		Start Time	End Time	Field Sample ID	Sample Date	Sample Time	Total Volume (L)	Hexavalent Chromium (ug/m^3)		Total Particulate (ug/m^3)		% Cr6	Travelers LWO#
45	HSO 6	7:40	14:50	2813 RG	4/3/2006	430	1237	<	0.0081		120	0.007	
46	Surveyor	8:20	11:00	2814 RG	4/3/2006	160	458	<	0.022		390	0.006	
47	HSO 1	11:58	16:00	2812 RG	4/3/2006	242	704	<	0.014		160	0.009	
48	CMT 3	11:50	16:10	2816 RG	4/3/2006	260	772	<	0.013		200	0.007	
49	Field Blank	0:00	0:00	2801 RG	4/3/2006	0	0						
50	Field Blank	0:00	0:00	2648 RG	4/4/2006	0	0						
51	Trip Blank	0:00	0:00	2649 RG	4/4/2006	0	0						
52	MD1N	7:00	16:54	2807 RG	4/4/2006	594	1750	<	0.0057		150	0.004	
53	MD1E	7:02	17:06	2808 RG	4/4/2006	604	1878	<	0.0053		160	0.003	
54	MD1W	7:10	17:09	2811 RG	4/4/2006	599	1765	<	0.0057		67	0.009	
55	MD1S	7:08	17:18	2818 RG	4/4/2006	610	1875	<	0.0053	<	53	0.010	2006040138 Receipt 4/6/06 Cr6 Anal 4/11/06 Part Anal 4/10/06
56	CMT 2	7:45	16:00	2803 RG	4/4/2006	495	1178	<	0.0085	<	85	0.010	
57	HSO 2	7:45	15:25	2804 RG	4/4/2006	460	1207	<	0.0083	<	83	0.010	
58	CMT 4	7:58	16:51	2805 RG	4/4/2006	533	1530	<	0.0065		88	0.007	
59	CMT 3	11:55	17:13	2806 RG	4/4/2006	318	887		0.02		160	0.013	
60	HSO 1	12:10	17:25	2800 RG	4/4/2006	315	900	<	0.011		200	0.006	
61	Field Blank	0:00	0:00	2647 RH	4/4/2006	0	0						
62	Field Blank	0:00	0:00	2636 RH	4/5/2006	0	0						
63	Trip Blank	0:00	0:00	2787 RG	4/5/2006	0	0						
64	MD1N	7:10	16:29	2798 RG	4/5/2006	559	1657		0.007	<	60	0.012	
65	MD1E	7:14	16:27	2802 RG	4/5/2006	553	1727	<	0.0058	<	58	0.010	
66	MD1W	7:08	16:28	2799 RG	4/5/2006	560	1668	<	0.006	<	60	0.010	2006040178 Receipt 4/7/06 Cr6 Anal 4/14/06 Part Anal 4/11/06
67	MD1S	7:02	16:39	2797 RG	4/5/2006	577	1787	<	0.0056	<	56	0.010	
68	CMT 2	7:54	17:50	2796 RG	4/5/2006	596	1487	<	0.0067	<	67	0.010	
69	HSO 2	7:55	15:10	2792 RG	4/5/2006	435	1078	<	0.0093	<	93	0.010	
70	HSO 3	12:05	16:49	2795 RG	4/5/2006	284	814	<	0.012	<	120	0.010	
71	CMT 1	12:07	17:49	2794 RG	4/5/2006	342	972	<	0.01	<	100	0.010	
72	Field Blank	0:00	0:00	2793 RG	4/4/2006	0	0						
73	Field Blank	0:00	0:00	2629 RH	4/6/2006	0	0						
74	Trip Blank	0:00	0:00	2628 RH	4/6/2006	0	0						
75	MD1N	7:07	16:38	2646 RH	4/6/2006	571	1713	<	0.0058		62	0.009	
76	MD1W	7:12	16:39	2645 RH	4/6/2006	567	1772	<	0.0056	<	56	0.010	2006040224 Receipt 4/10/06 Cr6 Anal 4/17/06 Part Anal 4/11/06
77	MD1S	7:15	16:45	2643 RH	4/6/2006	570	1698	<	0.0059	<	59	0.010	
78	MD1E	7:13	13:36	2644 RH	4/6/2006	383	1186	<	0.0084		110	0.008	
79	MD1I	8:15	17:05	2638 RH	4/6/2006	530	1548	<	0.0065	<	65	0.010	
80	CMT 2	7:30	16:41	2639 RH	4/6/2006	551	1420	<	0.007		100	0.007	
81	HSO 1	7:30	16:42	2642 RH	4/6/2006	552	1280	<	0.0078		110	0.007	
82	Field Blank	0:00	0:00	2624 RH	4/6/2006	0	0						
83	Field Blank	0:00	0:00	2600 RH	4/7/2006	0	0						
84	Trip Blank	0:00	0:00	2630 RH	4/7/2006	0	0						
85	MD1N	6:55	15:36	2633 RH	4/7/2006	521	1546	<	0.0065		99	0.007	
86	MD1W	6:58	15:32	2635 RH	4/7/2006	514	1597	<	0.0063		99	0.006	
87	MD1S	7:09	15:30	2632 RH	4/7/2006	501	1477	<	0.0068	<	68	0.010	
88	MD1E	7:01	15:40	2631 RH	4/7/2006	519	1592	<	0.0063		97	0.006	2006040269 Receipt 4/11/06 Cr6 Anal

Honeywell

Sample Identification								Results							
Location ID		Start Time	End Time	Field Sample ID	Sample Date	Sample Time	Total Volume (L)	Hexavalent Chromium (ug/m^3)		Total Particulate (ug/m^3)		% Cr6	Travelers LWO#
89	MD1I	6:51	15:50	2634 RH	4/7/2006	539	1587	<	0.0063	<	63	0.010	4/18/06 Part Anal 4/14/06
90	CMT 2	7:34	16:21	2640 RH	4/7/2006	527	1344	<	0.0074		100	0.007	
91	HSO 1	7:35	16:22	2625 RH	4/7/2006	527	1228	<	0.0081		130	0.006	
92	HSO 4	7:36	14:30	2637 RH	4/7/2006	414	1130	<	0.0088		96	0.009	
93	HSO 2	12:35	15:30	2626 RH	4/7/2006	175	503	<	0.02	<	200	0.010	
94	CMT 3	12:38	16:15	2627 RH	4/7/2006	217	645	<	0.015	<	160	0.009	
95	Field Blank	0:00	0:00	2605 RH	4/7/2006	0	0						
96	Field Blank	0:00	0:00	2585 RH	04/10/06	0	0						2006040309 Receipt 4/12/06 Cr6 Anal 4/18/06 Part Anal 4/14/06
97	Trip Blank	0:00	0:00	2587 RH	04/10/06	0	0						
98	MD1N	6:48	15:53	2612 RH	04/10/06	545	1578	<	0.0063	<	63	0.010	
99	MD1W	6:53	16:55	2613 RH	04/10/06	602	1854	<	0.0054	<	54	0.010	
100	MD1S	6:50	15:50	2614 RH	04/10/06	540	1597	<	0.0063	<	63	0.010	
101	MD1E	6:58	16:57	2615 RH	04/10/06	599	1826	<	0.0055	<	55	0.010	
102	MD1I	6:42	16:52	2616 RH	04/10/06	610	1791	<	0.0056	<	56	0.010	
103	CMT 2	8:22	15:50	2610 RH	04/10/06	448	1122	<	0.0089	<	89	0.010	
104	HSO 2	8:20	16:10	2611 RH	04/10/06	470	1107	<	0.0090	<	90	0.010	
105	HSO 3	12:30	16:00	2608 RH	04/10/06	210	567	<	0.0180	<	18	0.100	
106	Field Blank	0:00	0:00	2586 RH	04/10/06	0	0						
107	Field Blank	0:00	0:00	1599 RJ	4/11/2006	0	0						2006040357 Receipt 4/13/06 Cr6 Anal 4/19/06 Part Anal 4/17/06
108	Trip Blank	0:00	0:00	1600 RJ	4/11/2006	0	0						
109	MD1N	7:04	16:15	2604 RH	4/11/2006	551	1599	<	0.0063		88	0.007	
110	MD1E	7:11	17:20	2602 RH	4/11/2006	609	1858	<	0.0054		130	0.004	
111	MD1W	7:08	16:18	2603 RH	4/11/2006	550	1632	<	0.0061		140	0.004	
112	MD1S	7:13	17:21	2599 RH	4/11/2006	608	1852	<	0.0054		77	0.007	
113	MD1T	7:00	17:25	2589 RH	4/11/2006	625	1802	<	0.0055		65	0.008	
114	CMT 2	7:47	16:42	2598 RH	4/11/2006	535	1314	<	0.0076		104	0.007	
115	HSO 1	7:47	16:28	2594 RH	4/11/2006	521	1225		0.01		220	0.005	
116	HSO 3	12:30	16:25	2607 RH	4/11/2006	235	638	<	0.016	<	160	0.010	
117	Field Blank	0:00	0:00	1601 RJ	4/11/2006	0	0						
118	Field Blank	0:00	0:00	1578 RJ	4/12/2006	0	0						2006040417 Receipt 4/14/06 Cr6 Anal 4/20/06 Part Anal 4/18/06
119	Trip Blank	0:00	0:00	1583 RJ	4/12/2006	0	0						
120	MD1N	6:58	16:01	2606 RH	4/12/2006	543	1601		0.018		150	0.012	
121	MD1E	6:50	16:04	2609 RH	4/12/2006	554	1698	<	0.0059		160	0.004	
122	MD1W	6:56	16:06	2592 RH	4/12/2006	550	1621	<	0.0062		93	0.007	
123	MD1S	6:54	16:10	2576 RH	4/12/2006	556	1697	<	0.0059	<	59	0.010	
124	MD1T	6:42	16:15	2593 RH	4/12/2006	573	1656	<	0.006	<	60	0.010	
125	CMT 2	7:51	16:20	1589 RJ	4/12/2006	509	1176		0.03		160	0.019	
126	HSO 1	7:51	16:38	1590 RJ	4/12/2006	527	1234	<	0.0081		170	0.005	
127	HSO 2	11:25	16:20	1593 RJ	4/12/2006	285	802		0.023		210	0.011	
128	Field Blank	0:00	0:00	1588 RJ	4/12/2006	0	0						
129	Field Blank	0:00	0:00	1569 RJ	4/13/2006	0	0						
130	Trip Blank	0:00	0:00	1570 RJ	4/13/2006	0	0						
131	MD1N	6:59	16:29	1584 RJ	4/13/2006	570	1692	<	0.0059	<	59	0.010	
132	MD1E	7:04	16:58	1585 RJ	4/13/2006	594	1823	<	0.0055		87	0.006	

Honeywell

Sample Identification								Results							
Location ID		Start Time	End Time	Field Sample ID	Sample Date	Sample Time	Total Volume (L)	Hexavalent Chromium (ug/m^3)		Total Particulate (ug/m^3)		% Cr6	Travelers LWO#
133	MD1W	7:06	16:27	1586 RJ	4/13/2006	561	1646	<	0.0061	<	61	0.010	2006040452 Receipt 4/17/06 Cr6 Anal 4/20/06 Part Anal 4/20/06
134	MD1S	7:05	16:58	1587 RJ	4/13/2006	593	1806	<	0.0055	<	55	0.010	
135	MD1T	6:58	17:04	1579 RJ	4/13/2006	606	1796	<	0.0056	<	56	0.010	
136	CMT 2	8:10	16:21	1597 RJ	4/13/2006	491	1324	<	0.0076		82	0.009	
137	HSO 2	7:45	15:06	2581 RH	4/13/2006	441	1062	<	0.0094		100	0.009	
138	HSO 3	12:28	16:32	1592 RJ	4/13/2006	244	669	<	0.015	<	150	0.010	
139	CMT 3	13:12	0:00	1595 RJ	4/13/2006	200	568	<	0.018	<	180	0.010	
140	Field Blank	0:00	0:00	1577 RJ	4/13/2006	0	0						
141	Field Blank	0:00	0:00	1561 RJ	4/14/2006	0	0						2006040488 Receipt 4/18/06 Cr6 Anal 4/25/06 Part Anal 4/20/06
142	Trip Blank	0:00	0:00	1560 RJ	4/14/2006	0	0						
143	MD1N	6:38	14:29	1576 RJ	4/14/2006	471	1385	<	0.0072		350	0.002	
144	MD1E	6:47	15:17	1580 RJ	4/14/2006	510	1557	<	0.0064		82	0.008	
145	MD1W	6:36	14:33	1575 RJ	4/14/2006	477	1381	<	0.0072	<	72	0.010	
146	MD1S	6:42	15:15	1581 RJ	4/14/2006	513	1553	<	0.0064		87	0.007	
147	MD1T	6:31	16:42	1574 RJ	4/14/2006	611	1809	<	0.0055	<	55	0.010	
148	HSO 1	7:45	15:09	1598 RJ	4/14/2006	444	1208	<	0.0083		98	0.008	
149	CMT 3	7:41	14:46	2575 RH	4/14/2006	425	1030	<	0.0097		120	0.008	
150	HSO 5	12:32	15:07	1594 RJ	4/14/2006	155	429	<	0.023	<	230	0.010	
151	Field Blank	0:00	0:00	1562 RJ	4/14/2006	0	0						
152	MD1N	8:17	15:25	1565 RJ	4/17/2006	428	1254	<	0.008	<	80	0.010	2006040537 Receipt 4/19/06 Cr6 Anal 4/26/06 Part Anal 4/20/06
153	MD1E	8:07	16:03	1566 RJ	4/17/2006	476	1447	<	0.0069	<	69	0.010	
154	MD1W	8:20	15:22	1567 RJ	4/17/2006	422	1212	<	0.0083	<	83	0.010	
155	MD1S	8:09	16:00	1568 RJ	4/17/2006	471	1423	<	0.007	<	70	0.010	
156	MD1T	8:15	16:18	1559 RJ	4/17/2006	483	1401	<	0.0071	<	71	0.010	
157	Field Blank	0:00	0:00	1544 RJ	4/17/2006	0	0						
158	Trip Blank	0:00	0:00	1553 RJ	4/17/2006	0	0						
159	CMT 2	8:15	14:45	1573 RJ	4/17/2006	482	1013		0.01	<	99	0.010	
160	HSO 2	7:52	16:17	1591 RJ	4/17/2006	413	1341	<	0.0075	<	75	0.010	
161	HSO 5	12:33	15:24	1572 RJ	4/17/2006	171	465	<	0.021	<	22	0.095	
162	MD1N	6:44	15:30	1556 RJ	4/18/2006	526	1548	<	0.0065	<	65	0.010	2006040556 Receipt 4/20/06 Cr6 Anal 4/27/06 Part Anal 4/24/06
163	MD1E	6:38	15:30	1557 RJ	4/18/2006	532	1612	<	0.0062	<	62	0.010	
164	MD1W	6:47	15:28	1563 RJ	4/18/2006	521	1506	<	0.0066	<	66	0.010	
165	MD1S	6:50	15:28	1554 RJ	4/18/2006	518	1562	<	0.0064	<	64	0.010	
166	MD1T	6:34	15:41	1555 RJ	4/18/2006	547	1608	<	0.0062	<	62	0.010	
167	MD1D	10:15	16:30	1552 RJ	4/18/2006	375	1104	<	0.0091		97	0.009	
168	Field Blank	0:00	0:00	1550 RJ	4/18/2006	0	0						
169	Trip Blank	0:00	0:00	1551 RJ	4/18/2006	0	0						
170	CMT 3	8:20	17:40	1549 RJ	4/18/2006	560	1581	<	0.0063		65	0.010	
171	HSO 2	8:40	14:48	1564 RJ	4/18/2006	368	977	<	0.01	<	100	0.010	
172	HSO 5	12:27	15:35	1596 RJ	4/18/2006	188	514		0.021		230	0.009	
173	MD1N	6:28	14:56	1545 RJ	4/19/2006	508	1498	<	0.0067		77	0.009	
174	MD1E	6:37	15:02	1546 RJ	4/19/2006	505	1534	<	0.0065	<	65	0.010	
175	MD1W	6:31	14:53	1547 RJ	4/19/2006	502	1451	<	0.0069	<	69	0.010	
176	MD1S	6:34	15:05	1548 RJ	4/19/2006	511	1538	<	0.0065		82	0.008	

Honeywell

Sample Identification								Results							
Location ID		Start Time	End Time	Field Sample ID	Sample Date	Sample Time	Total Volume (L)	Hexavalent Chromium (ug/m^3)		Total Particulate (ug/m^3)		% Cr6	Travelers LWO#
177	MD1T	6:23	15:30	1539 RJ	4/19/2006	547	1641	<	0.0061	<	61	0.010	2006040589 Receipt 4/21/06 Cr6 Anal 4/28/06 Part Anal 4/24/06
178	Area - N Plat	6:50	14:15	1541 RJ	4/19/2006	445	1302	<	0.0077		91	0.008	
179	Excavation Floor	7:52	14:50	1571 RJ	4/19/2006	418	1237		0.026	<	81	0.032	
180	Field Blank	0:00	0:00	1114 RJ	4/19/2006	0	0						
181	Trip Blank	0:00	0:00	1113 RJ	4/19/2006	0	0						
182	HSO 5	8:12	11:24	1540 RJ	4/19/2006	192	497	<	0.02	<	200	0.010	
183	CMT 2	7:50	15:06	1543 RJ	4/19/2006	436	1125	<	0.0089	<	89	0.010	
184	HSO 3	13:00	15:40	1121 RJ	4/19/2006	160	443	<	0.023		310	0.007	
185	MD1N	6:25	17:52	1122 RJ	4/20/2006	687	2029	<	0.0049	<	49	0.010	2006040636 Receipt 4/24/06 Cr6 Anal 4/28/06 Part Anal 4/25/06
186	MD1E	6:28	17:59	1123 RJ	4/20/2006	691	2072	<	0.0048		64	0.008	
187	MD1W	6:31	17:49	1124 RJ	4/20/2006	678	1968		0.0055		69	0.008	
188	MD1S	6:36	18:01	1116 RJ	4/20/2006	685	2044		0.0061		100	0.006	
189	MD1T	6:22	17:58	1117 RJ	4/20/2006	696	2097	<	0.0048	<	48	0.010	
190	Excavation Floor	8:04	17:48	1120 RJ	4/20/2006	584	1749	<	0.0057	<	57	0.010	
191	Field Blank	0:00	0:00	1068 RJ	4/20/2006	0	0						
192	Trip Blank	0:00	0:00	1085 RJ	4/20/2006	0	0						
193	HSO 2	7:45	15:46	1111 RJ	4/20/2006	481	1163	<	0.0086	<	86	0.010	
194	CMT 2	7:45	16:06	1110 RJ	4/20/2006	501	1435	Sample collected backwards					
195	MD1N	6:30	16:01	1105 RJ	4/21/2006	571	1683	<	0.0059	<	59	0.010	2006040688 Receipt 4/25/06 Cr6 Anal 5/2/06 Part Anal 4/27/06
196	MD1E	6:39	16:03	1106 RJ	4/21/2006	564	1697	<	0.0059	<	59	0.010	
197	MD1W	6:35	16:02	1107 RJ	4/21/2006	567	1655		0.013		94	0.014	
198	MD1S	6:37	16:02	1108 RJ	4/21/2006	565	1698		0.0069		140	0.005	
199	MD1T	6:45	16:13	1100 RJ	4/21/2006	568	1712	<	0.0058	<	58	0.010	
200	Area - N Plat	6:52	16:21	1102 RJ	4/21/2006	569	1499	<	0.0067	<	67	0.010	
201	Excavation Floor	7:40	16:00	1542 RJ	4/21/2006	500	1505	<	0.0066	<	66	0.010	
202	Field Blank	0:00	0:00	1103 RJ	4/21/2006	0	0						
203	Trip Blank	0:00	0:00	1118 RJ	4/21/2006	0	0						
204	HSO 2	7:30	11:50	1115 RJ	4/21/2006	260	635	<	0.016	<	160	0.010	
205	MD1N	7:57	13:58	1095 RJ	4/24/2006	361	1065	<	0.0094	<	94	0.010	2006040725 Receipt 4/26/06 Cr6 Anal 5/2/06 Part Anal 4/27/06
206	MD1E	7:36	14:00	1096 RJ	4/24/2006	384	1178	<	0.0085	<	85	0.010	
207	MD1W	8:00	13:53	1097 RJ	4/24/2006	353	1014	<	0.0099	<	99	0.010	
208	MD1S	7:42	14:02	1098 RJ	4/24/2006	380	1156	<	0.0086	<	86	0.010	
209	MD1T	10:40	14:45	1099 RJ	4/24/2006	245	728	<	0.014	<	140	0.010	
210	Field Blank	0:00	0:00	1109 RJ	4/24/2006	0	0						
211	Trip Blank	0:00	0:00	1087 RJ	4/24/2006	0	0						
212	HSO 6	8:10	14:30	1094 RJ	4/24/2006	380	911		0.014	<	110	0.013	
213	CMT 2	8:10	17:50	1091 RJ	4/24/2006	580	1634	<	0.0061	<	61	0.010	
214	MD1N	6:58	14:48	1089 RJ	4/25/2006	470	1359		0.011	<	74	0.015	2006040756 Receipt 4/27/06 Cr6 Anal 5/2/06 Part Anal 4/28/06
215	MD1E	6:46	14:54	1082 RJ	4/25/2006	488	1485	<	0.0067	<	67	0.010	
216	MD1W	7:04	14:45	1083 RJ	4/25/2006	461	1362	<	0.0073	<	73	0.010	
217	MD1S	6:48	14:55	1084 RJ	4/25/2006	487	1447	<	0.0069	<	69	0.010	
218	MD1T	6:39	14:52	1080 RJ	4/25/2006	493	1483	<	0.0067	<	67	0.010	
219	Excavation Floor	7:39	15:00	1088 RJ	4/25/2006	480	1378	<	0.0073	<	73	0.010	
220	Field Blank	0:00	0:00	1052 RJ	4/25/2006	0	0						

Honeywell

Sample Identification								Results					
Location ID		Start Time	End Time	Field Sample ID	Sample Date	Sample Time	Total Volume (L)	Hexavalent Chromium (ug/m^3)		Total Particulate (ug/m^3)		% Cr6	Travelers LWO#
221	Trip Blank	0:00	0:00	1053 RJ	4/25/2006	0	0						
222	MD1N	6:24	14:33	1077 RJ	4/26/2006	489	1305	<	0.0077	<	77	0.010	2006040808 Receipt 4/28/06 Cr6 Anal 5/2/06 Part Anal 5/1/06
223	MD1E	6:30	14:50	1078 RJ	4/26/2006	500	1449	<	0.0069	<	69	0.010	
224	MD1W	6:36	14:35	1079 RJ	4/26/2006	479	1408	<	0.0071	<	71	0.010	
225	MD1S	6:26	14:45	1081 RJ	4/26/2006	499	1496	<	0.0067	<	67	0.010	
226	MD1T	6:21	14:50	1051 RJ	4/26/2006	509	1542	<	0.0065	<	65	0.010	
227	Excavation Floor	7:05	14:39	1090 RJ	4/26/2006	454	1400	<	0.0071	<	71	0.010	
228	Field Blank	0:00	0:00	1055 RJ	4/26/2006	0	0						
229	Trip Blank	0:00	0:00	1054 RJ	4/26/2006	0	0						
230	HSO 3	12:41	14:44	1086 RJ	4/26/2006	123	341	<	0.029	<	290	0.010	
231	MD1N	6:36	15:30	1056 RJ	4/27/2006	534	1618		0.0074	<	62	0.012	2006050019 Receipt 5/1/06 Cr6 Anal 5/5/06 Part Anal 5/3/06
232	MD1E	6:45	15:53	1057 RJ	4/27/2006	548	1534	<	0.0065		73	0.009	
233	MD1W	6:30	15:32	1058 RJ	4/27/2006	542	1613	<	0.0062	<	62	0.010	
234	MD1S	6:39	15:50	1059 RJ	4/27/2006	551	1682	<	0.0059		67	0.009	
235	MD1T	6:32	15:45	1060 RJ	4/27/2006	553	1676	<	0.006	<	60	0.010	
236	Excavation Floor	7:15	15:39	1061 RJ	4/27/2006	504	1555	<	0.0064	<	64	0.010	
237	Field Blank	0:00	0:00	1074 RJ	4/27/2006	0	0						
238	Trip Blank	0:00	0:00	1075 RJ	4/27/2006	0	0						
239	MD1N	6:31	15:32	1063 RJ	4/28/2006	541	1622	<	0.0062	<	62	0.010	2006050062 Receipt 5/2/06 Cr6 Anal 5/9/06 Part Anal 5/3/06
240	MD1E	6:46	15:41	1064 RJ	4/28/2006	535	1494		0.0092	<	97	0.009	
241	MD1W	6:36	15:34	1065 RJ	4/28/2006	538	1589	<	0.0063	<	63	0.010	
242	MD1S	6:39	15:44	1066 RJ	4/28/2006	545	1663	<	0.006	<	60	0.010	
243	MD1T	7:02	15:29	1067 RJ	4/28/2006	507	1524	<	0.0066	<	66	0.010	
244	Excavation Floor	7:10	15:30	1069 RJ	4/28/2006	500	1541	<	0.0065	<	65	0.010	
245	Field Blank	0:00	0:00	882 RJ	4/28/2006	0	0						
246	Trip Blank	0:00	0:00	883 RJ	4/28/2006	0	0						
247	HSO 1	7:15	16:10	1070 RJ	4/28/2006	535	1269	<	0.0079		93	0.008	
248	MD1N	6:24	15:03	875 RJ	5/1/2006	519	1542	<	0.0065	<	65	0.010	2006050086 Receipt 5/3/06 Cr6 Anal 5/9/06 Part Anal 5/4/06
249	MD1E	6:44	15:49	876 RJ	5/1/2006	545	1502	<	0.0067	<	67	0.010	
250	MD1W	6:29	15:05	878 RJ	5/1/2006	516	1511	<	0.0066	<	66	0.010	
251	MD1S	6:36	15:51	877 RJ	5/1/2006	555	1668	<	0.006		78	0.008	
252	MD1T	6:48	14:56	880 RJ	5/1/2006	488	1489	<	0.0067		74	0.009	
253	Excavation Floor	7:24	15:00	881 RJ	5/1/2006	456	1389		0.013	<	72	0.018	
254	Field Blank	0:00	0:00	886 RJ	5/1/2006	0	0						
255	Trip Blank	0:00	0:00	887 RJ	5/1/2006	0	0						
256	CMT 2	7:25	16:12	884 RJ	5/2/2006	527	1272	<	0.0079	<	79	0.010	2006050134 Receipt 5/4/06 Cr6 Anal 5/9/06 Part Anal 5/5/06
257	HSO 5	7:30	15:33	885 RJ	5/2/2006	483	1345		0.0085	<	74	0.011	
258	HSO 3	11:58	16:00	1076 RJ	5/2/2006	242	680	<	0.015	<	150	0.010	
259	Field Blank	0:00	0:00	894 RJ	5/2/2006	0	0						
260	Trip Blank	0:00	0:00	895 RJ	5/2/2006	0	0						
261	MD1N	6:27	15:09	888 RJ	5/3/2006	522	1549	<	0.0065	<	65	0.010	2006050154 Receipt 5/5/06 Cr6 Anal 5/15/06
262	MD1E	6:37	15:17	889 RJ	5/3/2006	520	1473	<	0.0068	<	68	0.010	
263	MD1W	6:33	15:05	890 RJ	5/3/2006	512	1493	<	0.0067	<	67	0.010	
264	MD1S	6:34	15:19	891 RJ	5/3/2006	525	1566		0.0066	<	64	0.010	

Sample Identification								Results							
	Location ID	Start Time	End Time	Field Sample ID	Sample Date	Sample Time	Total Volume (L)	Hexavalent Chromium (ug/m^3)		Total Particulate (ug/m^3)		% Cr6	Travelers LWO#
265	MD1T	6:43	15:17	892 RJ	5/3/2006	514	1512	<	0.064	<	64	0.100	5/3/06 Cr6 Anal 5/15/06 Part Anal 5/9/06
266	Excavation Floor	7:08	16:53	893 RJ	5/3/2006	585	1773		0.013		61	0.021	
267	Field Blank	0:00	0:00	897 RJ	5/3/2006	0	0						
268	Trip Blank	0:00	0:00	898 RJ	5/1/2006	0	0						
269	HSO 2	6:40	14:30	896 RJ	5/4/2006	470	1144		0.033		630	0.005	2006050189 Receipt 5/8/06 Cr6 Anal 5/15/06 Part Anal 5/10/06
270	CMT 2	7:08	15:06	1101 RJ	5/4/2006	478	1348		0.018	<	74	0.024	
271	Raito Laborer	8:11	15:18	899 RJ	5/4/2006	427	1254		0.013		350	0.004	
272	Field Blank	0:00	0:00	859 RJ	5/4/2006	0	0						
273	Trip Blank	0:00	0:00	860 RJ	5/4/2006	0	0						
274	MD1N	6:27	15:09	853 RJ	5/5/2006	536	1591.56	<	0.0063		91	0.007	2006050217 Receipt 5/9/06 Cr6 Anal 5/15/06 Part Anal 5/10/06
275	MD1E	6:37	15:17	854 RJ	5/5/2006	519	1484.25		0.024		96	0.025	
276	MD1W	6:33	15:05	855 RJ	5/5/2006	530	1550.47	<	0.0064	<	64	0.010	
277	MD1S	6:34	15:19	856 RJ	5/5/2006	522	1550.82	<	0.0064	<	64	0.010	
278	MD1T	6:43	15:17	857 RJ	5/5/2006	527	1510.65	<	0.0066	<	66	0.010	
279	Excavation Floor	7:08	16:53	858 RJ	5/5/2006	457	1386.27		0.0095	<	72	0.013	
280	Field Blank	0:00	0:00	861 RJ	5/5/2006	0	0						
281	Trip Blank	0:00	0:00	862 RJ	5/5/2006	0	0						
282	MD1N	6:10	15:55	863 RJ	5/9/2006	585	1732	<	0.0058	<	58	0.010	2006050260 Receipt 5/11/06 Cr6 Anal 5/16/06 Part Anal 5/12/06
283	MD1E	6:23	16:14	864 RJ	5/9/2006	591	1712	<	0.0058	<	58	0.010	
284	MD1W	6:15	16:00	865 RJ	5/9/2006	585	1714	<	0.0058	<	58	0.010	
285	MD1S	6:20	16:08	866 RJ	5/9/2006	588	1748	<	0.0057	<	57	0.010	
286	MD1T	6:29	17:20	867 RJ	5/9/2006	651	1879	<	0.0053	<	53	0.010	
287	Excavation Floor	6:45	16:21	868 RJ	5/9/2006	576	1750		0.015		63	0.024	
288	Field Blank	0:00	0:00	873 RJ	5/9/2006	0	0						
289	Trip Blank	0:00	0:00	872 RJ	5/9/2006	0	0						
290	HSO 2	7:10	14:30	869 RJ	5/9/2006	440	1051		0.013	<	95	0.014	
291	CMT 2	7:12	16:51	870 RJ	5/9/2006	579	1638	<	0.0061	<	61	0.010	
292	MD1N	6:16	16:26	874 RJ	5/11/2006	610	1833		0.0068		78	0.009	2006050338 Receipt 5/15/06 Cr6 Anal 5/17/06 Part Anal 5/16/06
293	MD1E	6:30	16:29	826 RJ	5/11/2006	599	1743	<	0.0057		60	0.010	
294	MD1W	6:20	16:24	827 RJ	5/11/2006	604	1788		0.0061	<	56	0.011	
295	MD1S	6:27	16:32	828 RJ	5/11/2006	605	1813	<	0.0055	<	55	0.010	
296	MD1T	6:35	16:35	829 RJ	5/11/2006	600	1786	<	0.0056		62	0.009	
297	Excavation Floor	7:02	16:22	830 RJ	5/11/2006	560	1721	<	0.0058	<	58	0.010	
298	Field Blank	0:00	0:00	835 RJ	5/11/2006	0	0						
299	Trip Blank	0:00	0:00	836 RJ	5/11/2006	0	0						
300	HSO 2	7:00	16:00	1073 RJ	5/11/2006	540	1287		0.048		110	0.044	
301	CMT 1	7:52	16:50	1072 RJ	5/11/2006	538	1506		0.0074		98	0.008	
302	HSO 5	12:30	16:47	831 RJ	5/11/2006	257	709		0.028		190	0.015	
303	MD1N	6:45	15:28	837 RJ	5/16/2006	523	1565	<	0.0064	<	64	0.010	2006050434 Receipt 5/18/06 Cr6 Anal 5/24/06 Part Anal
304	MD1E	7:00	16:29	838 RJ	5/16/2006	536	1315		0.009	<	76	0.012	
305	MD1W	6:47	15:25	839 RJ	5/16/2006	518	1527	<	0.0065	<	65	0.010	
306	MD1S	6:55	16:32	840 RJ	5/16/2006	543	1623	<	0.0062	<	62	0.010	
307	MD1T	6:40	16:35	841 RJ	5/16/2006	572	1690	<	0.0059	<	59	0.010	
308	Excavation Floor	7:12	15:24	842 RJ	5/16/2006	492	1510	<	0.006623	<	66	0.010	

Honeywell

Sample Identification								Results					
Location ID		Start Time	End Time	Field Sample ID	Sample Date	Sample Time	Total Volume (L)	Hexavalent Chromium (ug/m^3)		Total Particulate (ug/m^3)		% Cr6	Travelers LWO#
309	Field Blank	0:00	0:00	848 RJ	5/16/2006	0	0						5/24/06 Part Anal 5/19/06
310	Trip Blank	0:00	0:00	849 RJ	5/16/2006	0	0						
311	HSO 2	7:10	16:04	871 RJ	5/16/2006	534	1282	<	0.0078	<	78	0.010	
312	CMT 2	7:14	17:39	879 RJ	5/16/2006	625	1747		0.023		77	0.030	
313	HSO 5	11:13	17:31	843 RJ	5/16/2006	378	1042	<	0.0096	<	96	0.010	
314	MD1N	6:01	16:52	846 RJ	5/18/2006	651	1913	<	0.0052	<	52	0.010	2006050553 Receipt 5/23/06 Cr6 Anal 6/1/06 Part Anal 5/25/06
315	MD1E	6:09	17:02	847 RJ	5/18/2006	653	1330	<	0.0075		80	0.009	
316	MD1W	6:02	16:50	428 RJ	5/18/2006	648	1902	<	0.0053	<	53	0.010	
317	MD1S	6:09	17:05	429 RJ	5/18/2006	656	1965	<	0.0051		67	0.008	
318	MD1T	6:15	16:57	430 RJ	5/18/2006	642	1836	<	0.0054	<	54	0.010	
319	Excavation Floor	7:02	16:48	431 RJ	5/18/2006	586	1789	<	0.0056	<	56	0.010	
320	Field Blank	0:00	0:00	437 RJ	5/18/2006	0	0						
321	Trip Blank	0:00	0:00	436 RJ	5/18/2006	0	0						
322	CMT 1	7:10	16:04	432 RJ	5/18/2006	575	1377		0.022		160	0.014	
323	HSO 3	7:14	17:39	435 RJ	5/18/2006	625	1757	<	0.0057		69	0.008	
324	HSO 5	11:13	17:31	427 RJ	5/18/2006	471	1304	<	0.0077	<	77	0.010	
325	Field Blank	0:00	0:00	377 RJ	05/23/06	0	0						2006050778 Receipt 5/31/06 Cr6 Anal 6/8/06 Part Anal 6/1/06
326	Trip Blank	0:00	0:00	383 RJ	05/23/06	0	0						
327	MD1N	8:40	15:33	412 RJ	05/23/06	651	1913	<	0.0052	<	52	0.010	
328	MD1E	8:11	15:44	417 RJ	05/23/06	653	1330	<	0.0075	<	75	0.010	
329	MD1S	8:14	15:43	418 RJ	05/23/06	656	1965	<	0.0051	<	51	0.010	
330	HSO 2	9:12	16:01	416 RJ	05/23/06	409	982	<	0.0100	<	100	0.010	
331	CMT 2	8:00	16:03	424 RJ	05/23/06	483	1358	<	0.0074	<	74	0.010	
332	HSO 5	7:03	16:07	421 RJ	05/23/06	544	1520	<	0.0066	<	66	0.010	
333	HSO 3	13:01	16:05	425 RJ	05/23/06	184	445	<	0.0220	<	220	0.010	
334	HSO 2	11:50	15:00	388 RJ	5/25/2006	190	464		0.0240	<	220	0.011	2006050792 Receipt 5/31/06 Cr6 Anal 6/8/06 Part Anal 6/2/06
335	HSO 5	7:07	15:30	384 RJ	5/25/2006	503	1424	<	0.0070	<	70	0.010	
336	CMT 2	8:47	15:32	382 RJ	5/25/2006	405	980	<	0.0100	<	100	0.010	
337	MD1W	7:02	14:46	393 RJ	5/25/2006	464	1445	<	0.0069	<	69	0.010	
338	MD1E	6:44	14:31	394 RJ	5/25/2006	467	1388	<	0.0072	<	72	0.010	
339	MD1N	6:58	14:42	389 RJ	5/25/2006	464	1333	<	0.0075		89	0.008	
340	Field Blank	0:00	0:00	386 RJ	5/25/2006	0	0						
341	Trip Blank	0:00	0:00	387 RJ	5/25/2006	0	0						
342	MD1S	6:47	15:25	397 RJ	5/30/2006	518	1513		0.0160		110	0.015	2006060132 Receipt 6/7/06 Cr6 Anal 6/15/06 Part Anal 6/8/06
343	MD1E	6:45	15:26	391 RJ	5/30/2006	521	1532		0.0210		110	0.019	
344	MD1W	7:00	15:15	398 RJ	5/30/2006	495	1414		0.0120	<	71	0.017	
345	MD1N	6:58	15:11	399 RJ	5/30/2006	493	1423		0.0620		130	0.048	
346	MD1T	6:40	15:30	400 RJ	5/30/2006	530	1500		0.0120		67	0.018	
347	HSO 5	8:21	16:00	390 RJ	5/30/2006	459	1140		0.0140	<	88	0.016	
348	CMT 2	7:33	16:00	419 RJ	5/30/2006	507	1560		0.0330		110	0.030	
349	HSO 2	12:31	16:01	395 RJ	5/30/2006	210	504		0.0240	<	200	0.012	
350	HSO 3	6:49	14:45	381 RJ	5/30/2006	506	1421		0.0083		100	0.008	
351	Field Blank	0:00	0:00	2444 RJ	5/30/2006	0	0						
352	Trip Blank	0:00	0:00	2440 RJ	5/30/2006	0	0						

Honeywell

Sample Identification								Results							
Location ID		Start Time	End Time	Field Sample ID	Sample Date	Sample Time	Total Volume (L)	Hexavalent Chromium (ug/m^3)		Total Particulate (ug/m^3)		% Cr6	Travelers LWO#
353	MD1N	7:08	15:37	2486 RJ	6/1/2006	509	1523		0.055		180	0.031	2006060135 Receipt 6/7/06 Cr6 Anal 6/15/06 Part Anal 6/8/06
354	MD1E	6:58	15:42	2488 RJ	6/1/2006	524	1283	<	0.0078		110	0.007	
355	MD1W	7:10	15:26	2487 RJ	6/1/2006	496	1245	<	0.008	<	80	0.010	
356	MD1S	7:06	15:41	2482 RJ	6/1/2006	515	1490	<	0.0067		100	0.007	
357	MD1T	6:48	16:25	2476 RJ	6/1/2006	577	1654	<	0.006		85	0.007	
358	Field Blank	0:00	0:00	2480 RJ	6/1/2006	0	0						
359	Trip Blank	0:00	0:00	2445 RJ	6/1/2006	0	0						
360	HSO 5	8:25	15:46	392 RJ	6/1/2006	441	1058		0.057		120	0.048	
361	HSO 2	12:45	18:00	2475 RJ	6/1/2006	315	874		0.019		160	0.012	
362	HSO 3	7:21	14:30	2481 RJ	6/1/2006	429	1207		0.058		160	0.036	
363	CMT 2	7:19	17:31	376 RJ	6/1/2006	612	1435		0.042		150	0.028	
364	MD1N	6:35	14:55	2469 RJ	6/6/2006	500	1256	<	0.008	<	80	0.010	2006060163 Receipt 6/8/06 Cr6 Anal 6/19/06 Part Anal 6/12/06
365	MD1E	6:38	15:31	2473 RJ	6/6/2006	533	1509	<	0.0066	<	66	0.010	
366	MD1W	7:00	14:48	2471 RJ	6/6/2006	468	1100	<	0.0091	<	91	0.010	
367	MD1S	6:42	15:34	2465 RJ	6/6/2006	532	1283	<	0.0078	<	78	0.010	
368	MD1T	6:31	15:05	2485 RJ	6/6/2006	514	1510	<	0.0066	<	66	0.010	
369	Field Blank	0:00	0:00	2456 RJ	6/6/2006	0	0						
370	Trip Blank	0:00	0:00	2462 RJ	6/6/2006	0	0						
371	HSO 2	7:02	14:40	2468 RJ	6/6/2006	458	1083	<	0.0092	<	92	0.010	
372	HSO 3	13:00	16:00	2464 RJ	6/6/2006	180	491	<	0.02	<	200	0.010	
373	CMT 2	7:20	15:37	2455 RJ	6/6/2006	497	1408	<	0.0071	<	71	0.010	
374	MD1N	7:08	15:38	2453 RJ	6/8/2006	510	1506	<	0.0066	<	66	0.010	2006060426 Receipt 6/15/06 Cr6 Anal 6/22/06 Part Anal 6/16/06
375	MD1E	6:48	15:28	2470 RJ	6/8/2006	520	1533	<	0.0065	<	65	0.010	
376	MD1W	7:13	15:42	2474 RJ	6/8/2006	509	1372	<	0.0073	<	73	0.010	
377	MD1S	7:00	15:25	2466 RJ	6/8/2006	505	1368	<	0.0073	<	73	0.010	
378	MD1T	6:35	15:32	2450 RJ	6/8/2006	537	1580	<	0.0063	<	63	0.010	
379	Field Blank	0:00	0:00	2484 RJ	6/8/2006	0	0						
380	Trip Blank	0:00	0:00	2441 RJ	6/8/2006	0	0						
381	HSO 2	7:20	15:12	2442 RJ	6/8/2006	472	1138	<	0.0088	<	88	0.010	
382	CMT 2	7:20	16:33	2448 RJ	6/8/2006	553	1557	<	0.0064	<	64	0.010	
383	MD1N	7:05	15:56	2452 RJ	6/13/2006	531	1562	<	0.0064	<	64	0.010	2006060440 Receipt 6/15/06 Cr6 Anal 6/22/06 Part Anal 6/19/06
384	MD1E	6:35	16:24	2472 RJ	6/13/2006	589	1733	<	0.0058		84	0.007	
385	MD1W	7:08	16:04	2446 RJ	6/13/2006	536	1583	<	0.0063	<	63	0.010	
386	MD1S	6:40	16:31	2459 RJ	6/13/2006	591	1423	<	0.007		140	0.005	
387	MD1T	6:50	16:40	2451 RJ	6/13/2006	590	1766	<	0.0057	<	57	0.010	
388	Field Blank	0:00	0:00	2439 RJ	6/13/2006	0	0						
389	Trip Blank	0:00	0:00	2443 RJ	6/13/2006	0	0						
390	HSO 2	6:56	17:00	2447 RJ	6/13/2006	604	1480	<	0.0068		81	0.008	
391	CMT 2	7:18	17:10	2454 RJ	6/13/2006	592	1687	<	0.0059		60	0.010	
392	HSO 7	12:20	16:12	2460 RJ	6/13/2006	232	638	<	0.016	<	160	0.010	
393	MD1N	7:05	15:40	2505 RJ	6/15/2006	515	1508		0.0078	<	66	0.012	2006060520 Receipt
394	MD1E	6:42	16:25	2506 RJ	6/15/2006	583	1693	<	0.0059	<	59	0.010	
395	MD1W	7:08	15:48	2507 RJ	6/15/2006	520	1602	<	0.0062	<	62	0.010	
396	MD1S	6:46	16:00	2508 RJ	6/15/2006	554	1316		0.0086	<	81	0.011	

Honeywell

Sample Identification								Results							
	Location ID	Start Time	End Time	Field Sample ID	Sample Date	Sample Time	Total Volume (L)	Hexavalent Chromium (ug/m^3)		Total Particulate (ug/m^3)		% Cr6	Travelers LWO#
397	MD1T	6:34	15:48	2509 RJ	6/15/2006	554	1644	<	0.0061	<	61	0.010	6/20/06 Cr6 Anal 6/22/06 Part Anal 6/21/06
398	Field Blank	0:00	0:00	2511 RJ	6/15/2006	0	0						
399	Trip Blank	0:00	0:00	2513 RJ	6/15/2006	0	0						
400	HSO 2	6:58	12:05	2461 RJ	6/15/2006	307	750		0.017	<	130	0.013	
401	CMT 1	7:21	16:20	2449 RJ	6/15/2006	539	1529	<	0.0065		110	0.006	
402	HSO 7	12:28	16:11	2512 RJ	6/15/2006	223	615		0.036	<	160	0.023	
403	MD1N	7:06	17:54	413 RJ	6/20/2006	648	1896	<	0.0053		64	0.008	2006060760 Receipt 6/28/06 Cr6 Anal 7/7/06 Part Anal 6/30/06
404	MD1E	6:38	18:12	2492 RJ	6/20/2006	694	2030	<	0.0049		55	0.009	
405	MD1W	6:55	17:52	2489 RJ	6/20/2006	657	2111		0.0057		49	0.012	
406	MD1S	6:43	18:10	2414 RJ	6/20/2006	687	1630		0.0068		72	0.009	
407	MD1T	6:32	18:21	2498 RJ	6/20/2006	709	2221	<	0.0045	<	45	0.010	
408	HSO 2	6:58	12:05	2433 RJ	6/20/2006	351	848		0.024	<	120	0.020	
409	MD1N	6:58	17:35	2504 RJ	6/22/2006	637	1851	<	0.0054		75	0.007	
410	MD1W	7:00	17:31	2522 RJ	6/22/2006	631	2108		0.011		65	0.017	
411	MD1S	6:43	17:30	2496 RJ	6/22/2006	647	1540	<	0.0065		200	0.003	
412	MD1T	6:27	17:42	2528 RJ	6/22/2006	675	1644	<	0.0061		77	0.008	
413	HSO 2	6:50	14:38	2495 RJ	6/22/2006	468	1153		0.012		180	0.007	
414	HSO 7	12:50	14:40	2500 RJ	6/22/2006	235	663		0.073		170	0.043	
415	CMT 2	8:16	14:40	2533 RJ	6/22/2006	384	1094		0.016		120	0.013	
416	Field Blank	0:00	0:00	1093 RL	6/22/2006	0	0						
417	Trip Blank	0:00	0:00	2538 RJ	6/22/2006	0	0						
418	MD24	6:24	17:39	1089 RL	6/27/2006	675	2124	<	0.0047		50	0.009	2006070075 Receipt 7/7/06 Cr6 Anal 7/14/06 Part Anal 7/11/06
419	MD20	6:58	17:21	1081 RL	6/27/2006	632	1845	<	0.0054	<	54	0.010	
420	MD21	6:26	17:21	1082 RL	6/27/2006	655	1583	<	0.0063		74	0.009	
421	MD22	7:04	17:33	1095 RL	6/27/2006	629	1750	<	0.0057	<	57	0.010	
422	MD23	6:28	17:15	1087 RL	6/27/2006	647	1966	<	0.0051		130	0.004	
423	HSO 2	6:50	11:00	1088 RL	6/27/2006	250	620	<	0.016	<	160	0.010	
424	HSO 8	11:00	17:53	1149 RL	6/27/2006	413	1024		0.037		120	0.031	
425	Field Blank	0:00	0:00	1624 RL	6/27/2006	0	0						
426	MD24	6:10	15:59	1157 RL	6/29/2006	589	1860	<	0.0054	<	54	0.010	2006070073 Receipt 7/7/06 Cr6 Anal 7/13/06 Part Anal 7/11/06
427	MD20	6:50	15:41	1072 RL	6/29/2006	531	1770	<	0.0056		60	0.009	
428	MD21	6:04	6:04	1085 RL	6/29/2006	600	1445	<	0.0069	<	69	0.010	
429	MD22	6:57	15:41	1092 RL	6/29/2006	524	1658	<	0.006		76	0.008	
430	MD23	6:02	16:16	1079 RL	6/29/2006	614	1712	<	0.0058	<	58	0.010	
431	HSO 2	6:45	16:00	1074 RL	6/29/2006	555	1369		0.022		150	0.015	
432	CMT 2	7:00	17:00	1080 RL	6/29/2006	600	1694	<	0.0059	<	59	0.010	
433	Trip Blank	0:00	0:00	1625 RL	6/29/2006	0	0						
434	MD-24	6:40	16:17	1083 RL	7/6/2006	577	1841	<	0.0054	<	54	0.010	
435	MD-20	6:50	16:42	1044 RL	7/6/2006	592	1973	<	0.0051	<	51	0.010	
436	MD-21	6:25	16:07	1039 RL	7/6/2006	582	1401	<	0.0071	<	71	0.010	
437	MD-22	6:53	16:59	1071 RL	7/6/2006	606	1764	<	0.0057	<	57	0.010	
438	MD-23	6:28	15:48	1050 RL	7/6/2006	560	1772	<	0.0056	<	56	0.010	
439	HSO 2	6:45	16:00	1038 RL	7/6/2006	595	1444	<	0.0069	<	69	0.010	
440	MD-24	6:22	15:48	486 RL	7/11/2006	566	1812	<	0.0055		72	0.008	

Honeywell

Sample Identification								Results							
Location ID		Start Time	End Time	Field Sample ID	Sample Date	Sample Time	Total Volume (L)	Hexavalent Chromium (ug/m^3)		Total Particulate (ug/m^3)		% Cr6	Travelers LWO#
441	MD-20	6:58	15:42	487 RL	7/11/2006	524	2018	<	0.005		93	0.005	2006070502 Receipt 7/21/06 Cr6 Anal 7/25/06 Part Anal 7/24/06
442	MD-21	6:38	16:01	489 RL	7/11/2006	563	1368	<	0.0073		160	0.005	
443	MD-22	7:05	15:40	488 RL	7/11/2006	515	1463	<	0.0068	<	68	0.010	
444	MD-23	6:43	15:58	490 RL	7/11/2006	555	1802	<	0.0056	<	56	0.010	
445	HSO 2	7:10	11:00	481 RL	7/11/2006	230	549	<	0.018	<	180	0.010	
446	MD-24	6:10	15:48	790 RL	7/13/2006	516	1705	<	0.0059	<	59	0.010	
447	MD-20	6:50	16:33	780 RL	7/13/2006	551	1338	<	0.0075	<	75	0.010	
448	MD-21	6:04	16:06	800 RL	7/13/2006	546	1597	<	0.0063	<	63	0.010	
449	MD-22	6:57	16:20	1073 RL	7/13/2006	535	1517	<	0.0066	<	66	0.010	
450	MD-23	6:02	16:09	783 RL	7/13/2006	546	2154	<	0.0046	<	46	0.010	
451	HSO 3	7:20	13:00	785 RL	7/13/2006	340	940	<	0.011	<	110	0.010	
452	Field Blank	0:00	0:00	749 RL	7/11/2006	0.00	0						
453	Trip Blank	0:00	0:00	750 RL	7/13/2006	0:00	0						
454	MD-21	6:38	16:51	726 RL	7/18/2006	613	1470	<	0.0068		130	0.005	2006080168 Receipt 8/8/06 Cr6 Anal 8/16/06 Part Anal 8/10/06
455	MD-22	7:15	14:59	784 RL	7/18/2006	464	1296	<	0.0077	<	77	0.010	
456	MD-23	6:41	14:51	732 RL	7/18/2006	490	1607	<	0.0062		190	0.003	
457	HSO 3	7:18	15:20	795 RL	7/18/2006	340	1185	<	0.0084	<	84	0.010	
458	MD-20	7:08	14:48	736 RL	7/20/2006	460	1779	<	0.0056	<	56	0.010	
459	MD-21	6:46	15:03	744 RL	7/20/2006	497	1193	<	0.0084	<	84	0.010	
460	MD-22	7:12	14:47	754 RL	7/20/2006	455	1260	<	0.0079	<	79	0.010	
461	MD-23	6:42	14:43	745 RL	7/20/2006	481	1563	<	0.0064	<	64	0.010	
462	HSO 3	7:09	12:10	755 RL	7/20/2006	301	748	<	0.013	<	130	0.010	
463	CMT 2	7:25	14:52	748 RL	7/20/2006	447	1248	<	0.008	<	80	0.010	
464	MD-20	7:15	14:54	467 RL	7/25/2006	459	1355	<	0.0074	<	74	0.010	
465	MD-21	6:41	15:10	457 RL	7/25/2006	509	1530	<	0.0065	<	65	0.010	
466	MD-22	7:12	14:54	466 RL	7/25/2006	462	1370	<	0.0073	<	73	0.010	
467	MD-23	6:45	14:59	458 RL	7/25/2006	494	1605		0.0084	<	62	0.014	
468	CMT 2	7:50	13:53	463 RL	7/25/2006	363	1132	<	0.0088	<	88	0.010	
469	HSO 3	7:03	13:55	462 RL	7/25/2006	412	1259	<	0.0079	<	79	0.010	
470	MD-20	7:06	15:18	439 RL	7/27/2006	492	1441	<	0.0069		98	0.007	
471	MD-21	6:45	16:00	430 RL	7/27/2006	555	1644	<	0.0061		97	0.006	
472	MD-22	7:08	15:16	461 RL	7/27/2006	488	1411	<	0.0071	<	71	0.010	
473	MD-23	6:40	16:06	437 RL	7/27/2006	566	1750	<	0.0057		91	0.006	
474	HSO 1	10:08	13:22	438 RL	7/27/2006	194	610	<	0.016	<	160	0.010	
475	HSO 3	7:02	12:24	436 RL	7/27/2006	322	1000	<	0.01	<	100	0.010	
476	HSO 6	12:25	15:31	440 RL	7/27/2006	186	577	<	0.017	<	170	0.010	
477	Trip Blank	0:00	0:00	1554 RL	7/20/2006	0	0						
478	Field Blank	0:00	0:00	1552 RL	7/25/2006	0	0						
479	Field Blank	0:00	0:00	1553 RL	7/27/2006	0	0						
480	MD-20	7:11	14:38	1606 RL	8/1/2006	447	1306	<	0.0079	<	77	0.010	
481	MD-21	6:46	14:50	1617 RL	8/1/2006	484	1398	<	0.0074		100	0.007	
482	MD-22	7:13	14:40	1612 RL	8/1/2006	447	1322	<	0.0078	<	76	0.010	
483	MD-23	6:45	14:52	1618 RL	8/1/2006	487	1409	<	0.0073		110	0.007	
484	CMT 2	7:35	15:25	1611 RL	8/1/2006	470	1438	<	0.0072		100	0.007	

Honeywell

Sample Identification								Results							
Location ID		Start Time	End Time	Field Sample ID	Sample Date	Sample Time	Total Volume (L)	Hexavalent Chromium (ug/m^3)		Total Particulate (ug/m^3)		% Cr6	Travelers LWO#
485	MD-20	7:05	15:20	1581 RL	8/3/2006	495	1434		0.0078		100	0.008	2006080464 Receipt 8/17/06 Cr6 Anal 8/28/06 Part Anal 8/23/06
486	MD-21	6:40	15:27	1527 RL	8/3/2006	527	1523	<	0.0098		91	0.011	
487	MD-22	7:09	15:17	1586 RL	8/3/2006	488	1391	<	0.0074		150	0.005	
488	MD-23	6:45	15:26	1587 RL	8/3/2006	521	1491	<	0.0069		160	0.004	
489	HSO 3	7:35	15:25	1583 RL	8/3/2006	463	1349		0.013		96	0.014	
490	HSO 2	9:03	16:05	1582 RL	8/3/2006	422	1302		0.015		100	0.015	
491	MD-20	9:09	17:14	655 RM	8/8/2006	485	1407	<	0.0073	<	71	0.010	
492	MD-21	7:52	17:32	664 RM	8/8/2006	580	1704	<	0.0061	<	59	0.010	
493	MD-22	9:09	17:11	675 RM	8/8/2006	482	1467	<	0.007	<	68	0.010	
494	MD-23	7:46	17:34	673 RM	8/8/2006	588	1694	<	0.0061		99	0.006	
495	HSO 2	13:00	18:30	654 RM	8/8/2006	330	935	<	0.011		160	0.007	
496	CMT 2	9:00	18:30	666 RM	8/8/2006	570	1691	<	0.0061	<	59	0.010	
497	HSO 1	7:30	18:31	1590 RM	8/8/2006	570	1937	<	0.0053	<	52	0.010	
498	MD-20	7:30	14:45	659 RM	8/10/2006	435.00	1285	<	0.0081		91	0.009	
499	MD-22	7:34	14:15	660 RM	8/10/2006	0:00	1179	<	0.0088		170	0.005	
500	MD-23	8:20	16:05	661 RM	8/10/2006	465	1356	<	0.0076		130	0.006	
501	MD-30	6:58	16:26	665 RM	8/10/2006	568	1663	<	0.0062		130	0.005	
502	CMT 2	7:50	16:35	641 RM	8/10/2006	525	1550	<	0.0067	<	65	0.010	
503	HSO 1	7:27	16:30	676 RM	8/10/2006	543	1715	<	0.006	<	58	0.010	
504	MD-30	6:53	17:40	649 RM	8/14/2006	647	1900	<	0.0053		97	0.005	2006080795 Receipt 8/30/06 Cr6 Anal 9/6/06 Part Anal 8/31/06
505	MD-31	6:54	17:42	627 RM	8/14/2006	648	1902		0.0076		80	0.010	
506	MD-22	7:34	15:52	642 RM	8/15/2006	498	1440	<	0.007	<	69	0.010	
507	MD-23	6:51	15:40	670 RM	8/15/2006	529	1571	<	0.0064	<	64	0.010	
508	MD-30	6:57	15:30	652 RM	8/15/2006	513	1541	<	0.0065	<	65	0.010	
509	MD-31	6:52	15:25	622 RM	8/15/2006	513	1510	<	0.0066	<	66	0.010	
510	CM/EZ	8:10	16:30	603 RM	8/15/2006	500	1075	<	0.0093	<	93	0.010	
511	HSO/EZ	7:24	16:00	620 RM	8/15/2006	516	1598	<	0.0063		68	0.009	
512	MD-30	6:47	15:17	612 RM	8/16/2006	510	1519		0.0074	<	66	0.011	
513	MD-31	6:42	15:12	375 RM	8/16/2006	510	1431	<	0.007	<	70	0.010	
514	MD-20	7:26	17:33	358 RM	8/17/2006	607	1788		0.069		86	0.080	
515	MD-21	6:57	17:16	361 RM	8/17/2006	619	1824	<	0.0055		81	0.007	
516	MD-22	7:26	17:28	363 RM	8/17/2006	602	1741	<	0.0057	<	57	0.010	
517	MD-23	6:40	17:19	349 RM	8/17/2006	639	1891	<	0.0053		63	0.008	
518	MD-31	6:44	17:09	372 RM	8/17/2006	625	1850	<	0.0054		130	0.004	
519	HSO 1	7:19	17:50	376 RM	8/17/2006	631	1959		0.018		94	0.019	
520	MD-30	6:36	15:00	366 RM	8/18/2006	504	1477	<	0.0068		91	0.007	
521	MD-31	6:37	15:02	369 RM	8/18/2006	505	1494	<	0.0067	<	67	0.010	
522	Field Blank	0:00	0:00	878 RM	8/15/2006	0	0						
523	Trip Blank	0:00	0:00	879 RM	8/17/2006	0	0						
524	MD-30	10:05	15:32	628 RM	8/11/2006	327	960	<	0.01	<	100	0.010	
525	MD-31	10:00	15:34	648 RM	8/11/2006	334	980	<	0.01	<	100	0.010	
526	MD-30	6:25	15:32	332 RM	8/21/2006	547	1636	<	0.0061		75	0.008	
527	MD-31	6:26	15:32	337 RM	8/21/2006	546	1645	<	0.0061		68	0.009	
528	80 K Lunch Room	6:45	15:30	336 RM	8/21/2006	525	1671	<	0.006	<	60	0.010	

Honeywell

Sample Identification								Results							
Location ID		Start Time	End Time	Field Sample ID	Sample Date	Sample Time	Total Volume (L)	Hexavalent Chromium (ug/m^3)		Total Particulate (ug/m^3)		% Cr6	Travelers LWO#
529	MD-20	6:42	15:13	320 RM	8/22/2006	511	1485	<	0.0068	<	67	0.010	
530	MD-21	6:30	15:30	325 RM	8/22/2006	540	1570	<	0.0064	<	64	0.010	
531	MD-23	6:23	15:26	350 RM	8/22/2006	543	1584	<	0.0063		95	0.007	
532	MD-30	6:25	14:52	328 RM	8/22/2006	507	1527	<	0.0066		69	0.010	
533	MD-31	6:27	14:55	329 RM	8/22/2006	508	1516	<	0.0066	<	66	0.010	
534	CMT	7:18	0:00	319 RM	8/22/2006	557	1621	<	0.0062		90	0.007	
535	HSO	7:19	17:50	377 RM	8/22/2006	517	1554	<	0.0065		110	0.006	
536	MD-30	7:04	16:02	309 RM	8/23/2006	538	1578	<	0.0064	<	63	0.010	
537	MD-31	6:39	16:00	314 RM	8/23/2006	561	1620	<	0.0062		76	0.008	2006090013 Receipt
538	MD-21	8:22	17:33	308 RL	8/24/2006	551	1586	<	0.0063		120	0.005	9/1/06 Cr6 Anal 9/7/06
539	MD-22	7:54	15:05	307 RL	8/24/2006	431	1245	<	0.0081	<	80	0.010	Part Anal 9/7/06
540	MD-23	8:18	17:31	317 RL	8/24/2006	553	1588	<	0.0063		82	0.008	
541	MD-30	6:22	17:08	345 RM	8/24/2006	646	1884	<	0.0053		240	0.002	
542	MD-31	6:20	17:05	346 RM	8/24/2006	645	1867	<	0.0054		200	0.003	
543	MD-40	8:06	17:41	313 RL	8/24/2006	575	1690	<	0.0059		78	0.008	
544	HSO	7:18	0:00	316 RL	8/24/2006	460	1377	<	0.0073		86	0.008	
545	CMT	7:19	17:50	311 RL	8/24/2006	449	1303	<	0.0077		160	0.005	
546	MD-30	6:48	15:22	318 RL	8/25/2006	514	1514	<	0.0066	<	66	0.010	
547	MD-31	6:52	15:23	304 RL	8/25/2006	511	1500	<	0.0097		140	0.007	
548	Trip Blank	0:00	0:00	301 RL	8/24/2006	0.0	0						
549	Field Blank	0:00	0:00	867 RM	8/22/2006	0.0	0						
550	Field Blank	0:00	0:00	871 RM	8/24/2006	0	0						
551	MD-30	6:32	15:40	892 RM	8/28/2006	548	1378	<	0.0073	<	73	0.010	
552	MD-31	6:37	15:36	891 RM	8/28/2006	539	1549	<	0.0065	<	65	0.010	
553	MD-20	6:58	15:05	855 RM	8/29/2006	487	1418	<	0.0071	<	71	0.010	
554	MD-21	6:56	15:07	856 RM	8/29/2006	491	1423	<	0.0071	<	70	0.010	
555	MD-22	7:00	15:12	898 RM	8/29/2006	492	1437	<	0.007	<	70	0.010	
556	MD-23	6:59	15:21	857 RM	8/29/2006	502	1454	<	0.0069	<	69	0.010	
557	MD-30	6:47	14:32	899 RM	8/29/2006	465	1255	<	0.008	<	80	0.010	
558	MD-31	6:49	14:38	900 RM	8/29/2006	469	1384	<	0.0073	<	72	0.010	
559	CMT	7:50	15:30	854 RM	8/29/2006	516	1532	<	0.0066	<	65	0.010	
560	HSO	7:59	15:28	853 RM	8/29/2006	521	1553	<	0.0065	<	64	0.010	
561	MD-31	6:24	15:02	862 RM	8/30/2006	518	1562	<	0.0064	<	64	0.010	2006090177 Receipt
562	MD-20	6:58	15:45	836 RM	8/31/2006	527	1525	<	0.0066	<	66	0.010	9/7/06 Cr6 Anal 9/13/06
563	MD-21	6:45	16:24	828 RM	8/31/2006	579	1689	<	0.0059	<	59	0.010	Part Anal 9/11/06
564	MD-22	6:59	15:41	837 RM	8/31/2006	522	1541	<	0.0065	<	65	0.010	
565	MD-23	6:40	16:22	829 RM	8/31/2006	582	1672	<	0.006	<	60	0.010	
566	MD-30	6:35	16:19	830 RM	8/31/2006	584	1703	<	0.0059	<	59	0.010	
567	MD-31	6:43	16:17	831 RM	8/31/2006	574	1701	<	0.0059	<	59	0.010	
568	CMT	7:50	15:30	338 RM	8/31/2006	535	1417	<	0.0071	<	71	0.010	
569	HSO	7:59	15:28	327 RM	8/31/2006	538	1618	<	0.0062	<	62	0.010	
570	MD-30	9:40	14:46	851 RM	9/1/2006	306	875	<	0.011	<	110	0.010	
571	MD-31	6:32	14:46	850 RM	9/1/2006	494	1476	<	0.0068	<	68	0.010	
572	Field Blank	0:00	0:00	1549 RM	8/29/2006	0	0						

Honeywell

Sample Identification								Results							
Location ID		Start Time	End Time	Field Sample ID	Sample Date	Sample Time	Total Volume (L)	Hexavalent Chromium (ug/m^3)		Total Particulate (ug/m^3)		% Cr6	Travelers LWO#
573	Trip Blank	0:00	0:00	1550 RM	8/31/2006	0	0						
574	MD-20	7:10	15:14	840 RM	9/5/2006	484	1404	<	0.0071	<	71	0.010	2006090441 Receipt 9/15/06 Cr6 Anal 9/22/06 Part Anal 9/18/06
575	MD-21	6:52	15:20	1564 RM	9/5/2006	508	1493	<	0.0067		70	0.010	
576	MD-22	7:26	15:10	1556 RM	9/5/2006	464	1369	<	0.0073	<	73	0.010	
577	MD-23	6:44	15:24	1575 RM	9/5/2006	520	1492	<	0.0067	<	67	0.010	
578	MD-30	6:59	15:31	1565 RM	9/5/2006	512	1471	<	0.0068		93	0.007	
579	MD-31	7:05	15:30	1574 RM	9/5/2006	505	1499	<	0.0067		81	0.008	
580	CMT	7:24	15:10	1555 RM	9/5/2006	466	1362	<	0.0074		85	0.009	
581	HSO	7:07	15:15	1553 RM	9/5/2006	478	1413	<	0.0071		72	0.010	
582	MD-30	6:30	14:48	843 RM	9/6/2006	498	1431	<	0.007	<	70	0.010	
583	MD-31	6:35	14:53	849 RM	9/6/2006	498	1478	<	0.0068	<	68	0.010	
584	MD-20	7:12	15:12	1537 RM	9/7/2006	480	1388	<	0.0072	<	72	0.010	
585	MD-21	6:56	15:26	1541 RM	9/7/2006	510	1512	<	0.0066	<	66	0.010	
586	MD-22	7:15	15:06	1536 RM	9/7/2006	471	1380	<	0.0073	<	72	0.010	
587	MD-23	6:47	15:20	1542 RM	9/7/2006	513	1477	<	0.0068	<	68	0.010	
588	MD-30	6:49	15:06	1531 RM	9/7/2006	497	1432	<	0.007	<	70	0.010	
589	MD-31	6:52	15:08	1535 RM	9/7/2006	496	1437	<	0.007	<	70	0.010	
590	CMT	7:20	15:25	1554 RM	9/7/2006	485	1437	<	0.007	<	70	0.010	
591	HSO	7:20	15:20	1558 RM	9/7/2006	480	1425	<	0.007	<	70	0.010	
592	MD-30	6:56	14:52	1534 RM	9/8/2006	476	1386	<	0.0072	<	72	0.010	
593	MD-31	6:59	14:50	1561 RM	9/8/2006	471	1341	<	0.0075		76	0.010	
594	Field Blank	0:00	0:00	63 RM	9/5/2006	0.0	0						
595	Trip Blank	0:00	0:00	62 RM	9/7/2006	0.0	0						
596	MD-30	6:48	15:30	1507 RM	9/11/2006	522	1515	<	0.0066		110	0.006	2006090598 Receipt 9/21/06 Cr6 Anal 9/28/06 Part Anal 9/25/06
597	MD-31	6:51	15:30	1505 RM	9/11/2006	519	1480	<	0.0068	<	68	0.010	
598	MD-20	7:10	15:11	1519 RM	9/12/2006	481	1382		0.0099	<	72	0.014	
599	MD-21	6:54	15:24	1509 RM	9/12/2006	510	1487	<	0.0067	<	67	0.010	
600	MD-22	7:16	15:08	1504 RM	9/12/2006	472	1377	<	0.0073	<	73	0.010	
601	MD-23	6:56	15:30	1514 RM	9/12/2006	514	1467	<	0.0068	<	68	0.010	
602	MD-30	6:44	15:14	1503 RM	9/12/2006	510	1485	<	0.0068	<	67	0.010	
603	MD-31	6:50	15:17	1508 RM	9/12/2006	507	1453	<	0.0069	<	69	0.010	
604	HSO	7:07	15:00	1520 RM	9/12/2006	473	1417	<	0.0071		83	0.009	
605	CMT 2	7:20	15:30	1538 RM	9/12/2006	490	1455		0.014	<	69	0.020	
606	MD-30	6:46	15:33	1524 RM	9/13/2006	527	1547	<	0.0065		77	0.008	
607	MD-31	6:52	15:35	1525 RM	9/13/2006	523	1492	<	0.0067		90	0.007	
608	MD-20	7:32	15:05	70 RM	9/14/2006	453	1333	<	0.0075	<	75	0.010	
609	MD-21	6:51	15:40	42 RM	9/14/2006	529	1537	<	0.0065	<	65	0.010	
610	MD-22	7:34	14:58	54 RM	9/14/2006	444	1302	<	0.0077	<	77	0.010	
611	MD-23	6:41	15:31	64 RM	9/14/2006	530	1513	<	0.0066	<	66	0.010	
612	MD-30	6:59	15:14	56 RM	9/14/2006	495	1471	<	0.0068	<	68	0.010	
613	MD-31	7:00	15:17	57 RM	9/14/2006	497	1445	<	0.0069	<	69	0.010	
614	CMT 2	7:20	16:05	46 RM	9/14/2006	525	1554	<	0.0065	<	64	0.010	
615	MD-30	7:09	14:28	43 RM	9/15/2006	439	1279	<	0.0078	<	78	0.010	
616	MD-31	7:13	14:20	37 RM	9/15/2006	427	1278	<	0.0078	<	78	0.010	

Honeywell

Sample Identification								Results					
Location ID		Start Time	End Time	Field Sample ID	Sample Date	Sample Time	Total Volume (L)	Hexavalent Chromium (ug/m^3)		Total Particulate (ug/m^3)		% Cr6	Travelers LWO#
617	Field Blank	0:00	0:00	11 RM	9/15/2006	0	0						
618	Trip Blank	0:00	0:00	13 RM	9/15/2006	0	0						
619	MD-30	7:15	15:12	50 RM	9/18/2006	477	1376	<	0.0074		73	0.010	2006090807 Receipt 9/29/06 Cr6 Anal 10/10/06 Part Anal 10/2/06
620	MD-31	7:20	15:16	49 RM	9/18/2006	476	1339	<	0.0076		75	0.010	
621	CMT 2	7:00	15:39	61 RM	9/19/2006	519	1543		0.0066		120	0.006	
622	HSO	7:01	15:22	18 RM	9/19/2006	501	1445	<	0.007		96	0.007	
623	MD-20	7:10	15:06	29 RM	9/19/2006	476	1402	<	0.0072	<	71	0.010	
624	MD-21	6:50	15:10	59 RM	9/19/2006	500	1475	<	0.0069		94	0.007	
625	MD-22	7:15	14:59	17 RM	9/19/2006	464	1374	<	0.0074	<	73	0.010	
626	MD-23	6:40	15:05	25 RM	9/19/2006	505	1478	<	0.0069		120	0.006	
627	MD-30	6:43	15:31	24 RM	9/19/2006	528	1531	<	0.0066		86	0.008	
628	MD-31	6:46	15:34	75 RM	9/19/2006	528	1471	<	0.0069	<	68	0.010	
629	MD-30	6:40	15:32	2 RM	9/20/2006	532	1560	<	0.0065		65	0.010	
630	MD-31	6:43	15:38	3 RM	9/20/2006	535	1506	<	0.0067	<	66	0.010	
631	MD-20	7:14	15:20	1820 RM	9/21/2006	486	1448		0.0081	<	69	0.012	
632	MD-21	6:43	15:32	1845 RM	9/21/2006	529	1577	<	0.0064	<	63	0.010	
633	MD-22	7:16	15:14	55 RM	9/21/2006	478	1432	<	0.0071	<	70	0.010	
634	MD-23	6:46	15:40	1850 RM	9/21/2006	534	1579		0.012		94	0.013	
635	HSO	7:07	15:45	1844 RM	9/21/2006	518	1553	<	0.0065	<	64	0.010	
636	CMT 2	7:05	15:51	1 RM	9/21/2006	526	1524	<	0.0067	<	66	0.010	
637	Field Blank	0:00	0:00	1997 RM	9/19/2006	0	0						
638	Trip Blank	0:00	0:00	1827 RM	9/21/2006	0	0						
639	MD-20	6:46	15:10	1821 RM	9/26/2006	504	1491	<	0.0068	<	67	0.010	2006100269 Receipt 10/6/06 Cr6 Anal 10/12/06 Part Anal 10/10/06
640	MD-21	6:40	15:47	1813 RM	9/26/2006	547	1647	<	0.0061		86	0.007	
641	MD-22	6:47	15:05	1825 RM	9/26/2006	498	1518	<	0.0067	<	66	0.010	
642	MD-23	6:36	15:50	1818 RM	9/26/2006	554	1683	<	0.006		96	0.006	
643	HSO	6:41	15:12	1816 RM	9/26/2006	511	1562	<	0.0065		65	0.010	
644	CMT	6:42	15:40	1819 RM	9/26/2006	538	1080	<	0.0094		110	0.009	
645	MD-30	6:31	14:53	1998 RM	9/27/2006	502	1477	<	0.0068	<	68	0.010	
646	MD-31	6:28	14:45	1999 RM	9/27/2006	497	1496	<	0.0068		70	0.010	
647	MD-32	6:30	14:41	2000 RM	9/27/2006	491	1494	<	0.0068		70	0.010	
648	MD-33	6:26	14:50	2001 RM	9/27/2006	504	1525		0.0097		83	0.012	
649	CMT Engineer	7:18	14:30	2002 RM	9/27/2006	432	1315		0.014		120	0.012	
650	CMT Engineer	8:09	14:30	1993 RM	9/27/2006	381	762		0.076		150	0.051	
651	MD-20	7:02	15:20	1989 RM	9/28/2006	498	1467	<	0.0069		85	0.008	
652	MD-21	7:00	15:31	1986 RM	9/28/2006	511	1528	<	0.0066		96	0.007	
653	MD-22	7:06	15:16	1990 RM	9/28/2006	490	1483		0.0075	<	67	0.011	
654	MD-23	6:58	15:37	1814 RM	9/28/2006	519	1568	<	0.0064		83	0.008	
655	HSO	6:58	15:06	1992 RM	9/28/2006	488	1473	<	0.0069	<	68	0.010	
656	CMT	6:56	15:30	1978 RM	9/28/2006	514.0	1024		0.022		180	0.012	
657	MD-30	8:14	14:51	1975 RM	9/29/2006	397	1204	<	0.0084	<	83	0.010	
658	MD-31	8:15	14:42	1973 RM	9/29/2006	387	1179	<	0.0086	<	85	0.010	
659	MD-32	8:22	14:53	1976 RM	9/29/2006	391	1170	<	0.0086	<	85	0.010	
660	MD-33	8:22	14:38	1974 RM	9/29/2006	376	1098	<	0.0092	<	91	0.010	

Honeywell

Sample Identification								Results							
Location ID		Start Time	End Time	Field Sample ID	Sample Date	Sample Time	Total Volume (L)	Hexavalent Chromium (ug/m^3)		Total Particulate (ug/m^3)		% Cr6	Travelers LWO#
661	CMT Engineer	8:18	9:41	1968 RM	9/29/2006	83	201	<	0.05	<	500	0.010	
662	CMT Engineer	8:18	9:41	1977 RM	9/29/2006	83	248		0.055	<	400	0.014	
663	Field Blank	0:00	0:00	503 RM	9/26/2006	0	0						
664	Field Blank	0:00	0:00	509 RM	9/28/2006	0	0						
665	Trip Blank	0:00	0:00	512 RM	9/29/2006	0	0						
666	MD-40	6:32	16:29	1967 RM	10/2/2006	597	1781	<	0.0057	<	56	0.010	
667	MD-41	6:35	16:40	1966 RM	10/2/2006	605	1785	<	0.0057	<	56	0.010	
668	MD-20	6:40	16:32	506 RM	10/3/2006	592	1735	<	0.0058	<	58	0.010	
669	MD-21	6:17	16:50	519 RM	10/3/2006	633	1880	<	0.0054		56	0.010	
670	MD-22	6:42	16:30	505 RM	10/3/2006	588	1772	<	0.0057	<	56	0.010	
671	MD-23	6:20	16:52	1957 RM	10/3/2006	632	1905	<	0.0053		52	0.010	
672	MD-30	6:15	16:57	1956 RM	10/3/2006	642	1892	<	0.0053		64	0.008	
673	MD-31	6:10	17:00	1955 RM	10/3/2006	650	1888	<	0.0054		66	0.008	
674	MD-30	6:28	16:12	522 RM	10/4/2006	584	1709	<	0.0059		64	0.009	
675	MD-31	6:32	16:15	523 RM	10/4/2006	583	1658	<	0.0061		67	0.009	
676	MD-20	7:01	14:56	484 RM	10/5/2006	475	1404	<	0.0072	<	71	0.010	2006100498 Receipt 10/13/06 Cr6 Anal 10/20/06 Part Anal 10/18/06
677	MD-21	6:50	15:29	489 RM	10/5/2006	519	1565	<	0.0065	<	64	0.010	
678	MD-22	7:04	14:53	479 RM	10/5/2006	469	1411	<	0.0072	<	71	0.010	
679	MD-23	6:45	15:07	486 RM	10/5/2006	502	1509	<	0.0067	<	66	0.010	
680	MD-30	6:55	15:19	517 RM	10/5/2006	504	1475	<	0.0069	<	68	0.010	
681	MD-31	6:58	15:17	526 RM	10/5/2006	499	1419	<	0.0071	<	70	0.010	
682	MD-30	6:25	15:25	464 RM	10/6/2006	540	1745	<	0.0058	<	57	0.010	
683	MD-31	6:28	15:21	465 RM	10/6/2006	533	1540	<	0.0066	<	65	0.010	
684	HSO	6:50	17:03	513 RM	10/3/2006	613	1859	<	0.0054	<	54	0.010	
685	CMT	6:51	17:02	518 RM	10/3/2006	611	1222	<	0.0083	<	82	0.010	
686	HSO	7:10	15:15	490 RM	10/5/2006	485	1471	<	0.0069	<	68	0.010	
687	CMT	7:12	14:33	487 RM	10/5/2006	441	871	<	0.012	<	120	0.010	
688	Field Blank	0:00	0:00	2167 RM	10/11/2006	0	0						
689	Field Blank	0:00	0:00	2168 RM	10/11/2006	0	0						
690	Trip Blank	0:00	0:00	2169 RM	10/11/2006	0	0						
691	MD-20	7:10	15:11	476 RM	10/10/2006	481	1374	<	0.0073	<	73	0.010	
692	MD-21	6:49	15:15	454 RM	10/10/2006	506	1485	<	0.0068	<	67	0.010	
693	MD-22	7:12	15:08	474 RM	10/10/2006	476	1468	<	0.0069	<	68	0.010	
694	MD-23	6:51	15:26	477 RM	10/10/2006	515	1593	<	0.0063	<	63	0.010	
695	HSO	7:02	15:15	455 RM	10/10/2006	493	1466	<	0.0069	<	68	0.010	
696	CMT	7:04	15:15	463 RM	10/10/2006	491	945	<	0.011	<	110	0.010	2006100658 Receipt 10/19/06 Cr6 Anal 10/26/06 Part Anal 10/20/06
697	MD-20	7:16	14:22	2160 RM	10/12/2006	426	1226	<	0.0082	<	82	0.010	
698	MD-21	6:55	14:55	2158 RM	10/12/2006	480	1407	<	0.0072	<	71	0.010	
699	MD-22	7:19	14:20	2157 RM	10/12/2006	421	1183	<	0.0085	<	85	0.010	
700	MD-23	5:52	14:58	2159 RM	10/12/2006	546	1567	<	0.0064	<	64	0.010	
701	HSO	7:05	14:30	453 RM	10/12/2006	445	1323	<	0.0076	<	76	0.010	
702	CMT	7:07	14:35	2156 RM	10/12/2006	448	876	<	0.012	<	110	0.011	
703	Trip Blank	0:00	0:00	2170 RM	10/10/2006	0	0						
704	Field Blank	0:00	0:00	2113 RM	10/11/2006	0	0						

Honeywell

Sample Identification								Results							
Location ID		Start Time	End Time	Field Sample ID	Sample Date	Sample Time	Total Volume (L)	Hexavalent Chromium (ug/m^3)		Total Particulate (ug/m^3)		% Cr6	Travelers LWO#
705	MD-30	7:01	16:30	2132 RM	10/16/2006	569	1826	<	0.0055	<	55	0.010	
706	MD-31	6:58	16:31	2137 RM	10/16/2006	573	1705		0.0081	<	59	0.014	
707	HSO	7:08	14:45	2122 RM	10/17/2006	457	1371	<	0.0073	<	73	0.010	2006100783 Receipt
708	CMT	7:10	15:00	2128 RM	10/17/2006	470	1159	<	0.0087	<	86	0.010	10/23/06 Cr6 Anal
709	MD-20	7:15	14:35	2121 RM	10/17/2006	440	1340		0.0100	<	75	0.013	10/27/06 Part Anal
710	MD-21	6:52	14:45	2123 RM	10/17/2006	473	1450	<	0.0069	<	69	0.010	10/25/06
711	MD-22	7:19	14:30	2119 RM	10/17/2006	431	1299		0.0082	<	77	0.011	
712	MD-23	5:50	14:30	2120 RM	10/17/2006	520	1567	<	0.0064	<	64	0.010	
713	MD-20	7:20	15:06	127 RN	10/19/2006	466	1420	<	0.0071	<	70	0.010	
714	MD-21	6:52	15:35	128 RN	10/19/2006	523	1600	<	0.0063	<	63	0.010	
715	MD-22	7:23	15:10	129 RN	10/19/2006	467	1419	<	0.0071	<	70	0.010	2006100849 Receipt
716	MD-23	6:56	15:29	130 RN	10/19/2006	513	1546	<	0.0065	<	65	0.010	10/24/06 Cr6 Anal
717	East Fence	8:39	15:35	145 RN	10/19/2006	416	1253	<	0.0080		120	0.007	11/2/06 Part Anal
718	HSO	7:10	15:00	131 RN	10/19/2006	470	1392	<	0.0072	<	72	0.010	10/26/06
719	CMT	7:10	15:00	132 RN	10/19/2006	470	1354	<	0.0074		78	0.009	
720	Field Blank	0:00	0:00	146 RN	10/19/2006	0	0						
721	MD-20	7:13	16:03	106 RN	10/24/2006	530	1601		0.011	<	62	0.018	
722	MD-21	6:49	16:20	107 RN	10/24/2006	571	1733	<	0.0058	<	58	0.010	
723	MD-22	7:15	16:00	108 RN	10/24/2006	525	1611	<	0.0063	<	62	0.010	2006101010 Receipt
724	MD-23	6:53	16:15	109 RN	10/24/2006	562	1709	<	0.0059	<	59	0.010	10/27/06 Cr6 Anal
725	HSO	7:10	16:25	110 RN	10/24/2006	555	1633	<	0.0062	<	61	0.010	11/8/06 Part Anal
726	CMT	7:10	16:07	111 RN	10/24/2006	537	1533		0.016		140	0.011	11/2/06
727	Trip Blank	0:00	0:00	77 RN	10/25/2006	0	0						
728	MD-20	7:18	16:04	88 RN	10/26/2006	526	1609		0.0091	<	62	0.015	
729	MD-21	6:56	16:15	89 RN	10/26/2006	559	1727	<	0.0058	<	58	0.010	
730	MD-22	7:21	16:02	90 RN	10/26/2006	521	1566	<	0.0064	<	64	0.010	2006101125 Receipt
731	MD-23	6:58	16:00	91 RN	10/26/2006	542	1623	<	0.0062	<	62	0.010	10/31/06 Cr6 Anal
732	HSO	7:10	16:20	86 RN	10/26/2006	550	1608	<	0.0085	<	62	0.014	11/9/06 Part Anal
733	CMT	7:10	15:00	87 RN	10/26/2006	470	1349	<	0.0075	<	74	0.010	11/7/06
734	Field Blank	0:00	0:00	78 RN	10/26/2006	0	0						
735	Trip Blank	0:00	0:00	79 RN	10/27/2006	0	0						
736	MD-20	7:18	15:05	224 RN	10/31/2006	467	1435	<	0.0071	<	70	0.010	
737	MD-21	6:45	15:21	205 RN	10/31/2006	516	1602	<	0.0063		74	0.009	2006110084 Receipt
738	MD-22	7:20	15:03	204 RN	10/31/2006	463	1438	<	0.0070	<	70	0.010	11/3/06 Cr6 Anal
739	MD-23	7:26	15:13	210 RN	10/31/2006	467	1455	<	0.0070	<	69	0.010	11/14/06 Part Anal
740	HSO	7:11	15:31	218 RN	10/31/2006	500	1518	<	0.0067	<	66	0.010	11/8/06
741	CMT	7:20	15:32	219 RN	10/31/2006	492	1443	<	0.0070		71	0.010	
742	MD-20	7:11	15:57	191 RN	11/2/2006	526	1612	<	0.0063	<	62	0.010	
743	MD-21	6:23	16:24	199 RN	11/2/2006	601	1868	<	0.0054	<	54	0.010	
744	MD-22	7:13	15:55	181 RN	11/2/2006	522	1605	<	0.0063	<	62	0.010	2006110160 Receipt
745	MD-23	7:16	16:06	208 RN	11/2/2006	530	1625	<	0.0062	<	62	0.010	11/7/06 Cr6 Anal
746	HSO	7:00	16:13	190 RN	11/2/2006	553	1657	<	0.0061	<	60	0.010	11/15/06 Part Anal
747	CMT	7:00	16:00	198 RN	11/2/2006	540	1606	<	0.0063	<	62	0.010	11/9/06
748	MD-30	6:20	14:43	178 RN	11/3/2006	503	1459	<	0.0069	<	69	0.010	

Honeywell

Sample Identification								Results							
Location ID		Start Time	End Time	Field Sample ID	Sample Date	Sample Time	Total Volume (L)	Hexavalent Chromium (ug/m^3)		Total Particulate (ug/m^3)		% Cr6	Travelers LWO#
749	MD-31	6:25	14:40	167 RN	11/3/2006	495	1484	<	0.0068	<	67	0.010	
750	MD-30	7:15	15:49	157 RN	11/6/2006	514	1437	<	0.0071	<	70	0.010	2006110249 Receipt 11/10/06 Cr6 Anal 11/17/06 Part Anal 11/15/06
751	MD-31	6:36	15:52	174 RN	11/6/2006	556	1701	<	0.0060		62	0.010	
752	MD-20	6:56	16:45	151 RN	11/7/2006	589	1769	<	0.0057	<	57	0.010	
753	MD-21	6:06	17:00	152 RN	11/7/2006	654	1928	<	0.0053		56	0.009	
754	MD-22	6:55	16:47	164 RN	11/7/2006	592	1846	<	0.0055	<	54	0.010	
755	MD-23	6:58	16:55	171 RN	11/7/2006	597	1877	<	0.0054	<	53	0.010	
756	CMT	7:03	15:04	871 RN	11/7/2006	481	1457	<	0.0070		91	0.008	
757	HSO	7:18	17:05	870 RN	11/7/2006	587	1582	<	0.0064		93	0.007	
758	Area: WWTP	8:24	17:31	857 RN	11/8/2006	547	1598	<	0.0063		990	0.001	
759	MD-20	7:15	14:57	863 RN	11/9/2006	462	1322	<	0.0077	<	76	0.010	2006110329 Receipt 11/14/06 Cr6 Anal 11/17/06 Part Anal 11/15/06
760	MD-21	6:19	15:27	861 RN	11/9/2006	548	1562	<	0.0065	<	64	0.010	
761	MD-22	7:18	14:55	856 RN	11/9/2006	457	1323	<	0.0077	<	76	0.010	
762	MD-23	7:14	14:53	836 RN	11/9/2006	459	1323	<	0.0077	<	76	0.010	
763	HSO	7:15	15:20	858 RN	11/9/2006	485	1334	<	0.0076	<	75	0.010	
764	CMT	7:30	15:20	854 RN	11/9/2006	470	1230	<	0.0082	<	81	0.010	
765	Lab Blank	0:00	0:00	1414 RN	11/8/2006	0	0						
766	Lab Blank	0:00	0:00	1415 RN	11/8/2006	0	0						
767	MD-20	6:56	14:00	1790 RM	11/14/2006	424	1279	<	0.0079	<	78	0.010	2006110449 Receipt 11/17/06 Cr6 Anal 11/29/06 Part Anal 11/21/06
768	MD-21	6:20	16:52	1787 RM	11/14/2006	632	1958	<	0.0051	<	51	0.010	
769	MD-22	6:58	13:57	1786 RM	11/14/2006	419	1253	<	0.008	<	80	0.010	
770	MD-23	7:00	14:45	1788 RM	11/14/2006	465	1419	<	0.0071	<	70	0.010	
771	HSO	7:00	14:10	1794 RM	11/14/2006	430	1340	<	0.0075	<	75	0.010	
772	E Wall Center	8:03	15:42	1795 RM	11/15/2006	459	1383	<	0.0073		95	0.008	
773	E Wall NE	8:09	15:40	1798 RM	11/15/2006	451	1348	<	0.0074		360	0.002	
774	Angel Trujillo WWTP	8:25	15:52	1782 RM	11/15/2006	447	1330	<	0.0075		1300	0.001	
775	Field Blank	0:00	0:00	1772 RM	11/15/2006	0	0						
776	Trip Blank	0:00	0:00	1777 RM	11/15/2006	0	0						
777	Lab Blank	0:00	0:00	65 RN		0	0						
778	MD-20	7:18	14:11	1775 RM	11/16/2006	413	1267	<	0.0080	<	79	0.010	2006110726 Receipt 11/28/06 Cr6 Anal 12/6/06 Part Anal 1/4/06
779	MD-21	6:50	14:30	1769 RM	11/16/2006	460	1403	<	0.0072	<	71	0.010	
780	MD-22	7:20	14:09	1778 RM	11/16/2006	409	1239	<	0.0082	<	81	0.010	
781	MD-23	7:22	14:19	1800 RM	11/16/2006	417	1297	<	0.0078	<	77	0.010	
782	HSO	7:20	14:26	1780 RM	11/16/2006	426	1392	<	0.0073	<	72	0.010	
783	Consolidated Fence	10:45	15:40	1760 RM	11/17/2006	295	889		0.0110		810	0.001	2006110595 Receipt 11/22/06 Cr6 Anal 11/29/06 Part Anal 11/27/06
784	MD-20	6:52	14:20	1729 RM	11/21/2006	448	1396	<	0.0072	<	72	0.010	
785	MD-21	6:17	15:17	1739 RM	11/21/2006	540	1699	<	0.0059	<	59	0.010	
786	MD-22	6:55	14:18	1736 RM	11/21/2006	443	1375	<	0.0073	<	73	0.010	
787	MD-23	6:53	14:16	1730 RM	11/21/2006	443	1380	<	0.0073	<	72	0.010	
788	HSO	6:47	15:26	1744 RM	11/21/2006	519	1721	<	0.0058	<	58	0.010	
789	CMT	6:50	15:28	1766 RM	11/21/2006	518	1218	<	0.0082	<	82	0.010	
790	Field Blank	0:00	0:00	1751 RM	11/21/2006	0	0						
791	MD-20	7:20	14:45	1394 RM	11/28/2006	445	1364	<	0.0074		83	0.009	
792	MD-21	6:58	15:30	1395 RN	11/28/2006	512	1602	<	0.0063		86	0.007	

Honeywell

Sample Identification								Results							
Location ID		Start Time	End Time	Field Sample ID	Sample Date	Sample Time	Total Volume (L)	Hexavalent Chromium (ug/m^3)		Total Particulate (ug/m^3)		% Cr6	Travelers LWO#
793	MD-22	7:24	14:46	1396 RN	11/28/2006	442	1354	<	0.0075		120	0.006	
794	MD-23	7:30	14:42	1397 RN	11/28/2006	432	1317	<	0.0077		110	0.007	
795	HSO	7:12	15:08	1248 RN	11/28/2006	476	1546	<	0.0066	<	65	0.010	2006120015 Receipt
796	CMT	7:12	15:07	1733 RM	11/28/2006	475	1516	<	0.0067	<	66	0.010	12/1/06 Cr6 Anal
797	MD-30	8:51	14:05	1257 RN	11/28/2006	314	944	<	0.0110	<	110	0.010	12/8/06 Part Anal
798	MD-31	8:35	14:04	1243 RN	11/28/2006	329	983	<	0.0100	<	100	0.010	12/8/06
799	MD-32	8:58	14:01	1231 RN	11/28/2006	303	819	<	0.0120	<	120	0.010	
800	MD-33	11:34	13:59	851 RN	11/28/2006	145	432	<	0.0240	<	230	0.010	
801	Field Blank	0:00	0:00	1343 RN	11/28/2006	0	0						
802	Trip Blank	0:00	0:00	1747 RM	11/28/2006	0	0						
803	MD-20	7:15	14:43	1253 RN	11/30/2006	448	1345	<	0.0075	<	74	0.010	
804	MD-21	6:54	15:29	1255 RN	11/30/2006	515	1574	<	0.0064	<	64	0.010	
805	MD-22	7:17	14:16	1256 RN	11/30/2006	419	1257	<	0.0081	<	80	0.010	2006120154 Receipt
806	MD-23	6:57	15:15	1558 RN	11/30/2006	498	1509	<	0.0067	<	66	0.010	12/6/06 Cr6 Anal
807	HSO	7:10	14:58	1731 RM	11/30/2006	468	1515	<	0.0067	<	66	0.010	12/14/06 Part Anal
808	CMT	7:10	14:50	1732 RM	11/30/2006	460	1501	<	0.0068	<	67	0.010	12/7/06
809	Field Blank	0:00	0:00	1317 RN	12/1/2006	0	0						
810	Trip Blank	0:00	0:00	1320 RN	12/1/2006	0	0						
811	MD-20	6:50	15:08	1325 RN	12/5/2006	498	1541		0.0066	<	65	0.010	
812	MD-21	6:20	15:11	1374 RN	12/5/2006	531	1667		0.0061	<	60	0.010	
813	MD-22	6:55	15:02	1373 RN	12/5/2006	487	1503		0.0068	<	67	0.010	2006120244 Receipt
814	MD-23	6:25	15:06	1333 RN	12/5/2006	521	1624		0.0063	<	62	0.010	12/8/06 Cr6 Anal
815	CMT	7:02	14:23	1366 RN	12/5/2006	441	1468		0.016	<	68	0.024	12/20/06 Part Anal
816	HSO	7:00	15:40	1367 RN	12/5/2006	520	1679		0.011		100	0.011	12/13/06
817	Field Blank	0:00	0:00	1998 RN	12/7/2006	0	0						
818	Trip Blank	0:00	0:00	2025 RN	12/7/2006	0	0						
819	MD-20	7:05	15:02	1347 RN	12/7/2006	477	1502		0.01		67	0.015	
820	MD-21	6:52	15:38	1348 RN	12/7/2006	526	1664	<	0.0061	<	67	0.009	2006120310 Receipt
821	MD-22	7:10	15:05	1349 RN	12/7/2006	475	1481	<	0.0069	<	67	0.010	12/12/06 Cr6 Anal
822	MD-23	6:54	15:43	1350 RN	12/7/2006	529	1638	<	0.0062		67	0.009	12/20/06 Part Anal
823	CMT	7:03	15:10	1345 RN	12/7/2006	487	1616		0.013		67	0.019	12/14/06
824	HSO	7:03	15:00	1346 RN	12/7/2006	477	1725	<	0.0059	<	67	0.009	
825	MD-20	7:17	14:14	1979 RN	12/12/2006	417	1270	<	0.0081	<	79	0.010	
826	MD-21	6:52	15:17	1980 RN	12/12/2006	505	1536	<	0.0067	<	65	0.010	
827	MD-22	7:18	14:16	1981 RN	12/12/2006	418	1258	<	0.0081	<	79	0.010	2006120414 Receipt
828	MD-23	6:55	15:45	1982 RN	12/12/2006	530	1640	<	0.0062	<	61	0.010	12/15/06 Cr6 Anal
829	HSO	7:12	14:08	2038 RN	12/12/2006	416	1341	<	0.0076		78	0.010	12/22/06 Part Anal
830	CMT	7:12	14:06	2039 RN	12/12/2006	414	1216	<	0.0084	<	82	0.010	12/18/06
831	Field Blank	0:00	0:00	1958 RN	12/14/2006	0	0					#DIV/0!	
832	Trip Blank	0:00	0:00	1959 RN	12/14/2006	0	0					#DIV/0!	
833	MD-20	7:10	14:16	1940 RN	12/14/2006	426	1292	<	0.0079	<	77	0.010	
834	MD-21	6:57	15:10	1941 RN	12/14/2006	493	1499	<	0.0068	<	67	0.010	
835	MD-22	7:12	14:18	1942 RN	12/14/2006	426	1280	<	0.0080	<	78	0.010	2006120636 Receipt
836	MD-23	7:00	15:20	1943 RN	12/14/2006	500	1565	<	0.0065	<	64	0.010	12/20/06 Cr6 Anal

Honeywell

Sample Identification								Results							
Location ID		Start Time	End Time	Field Sample ID	Sample Date	Sample Time	Total Volume (L)	Hexavalent Chromium (ug/m^3)		Total Particulate (ug/m^3)		% Cr6	Travelers LWO#
837	HSO	7:02	14:30	1944 RN	12/14/2006	448	1454	<	0.0070	<	69	0.010	12/28/06 Part Anal 12/21/06
838	CMT	7:02	14:10	1945 RN	12/14/2006	428	1406	<	0.0073		71	0.010	
839	Field Blank	0:00	0:00	1957 RN	12/14/2006	0	0						
840	Trip Blank	0:00	0:00	1971 RN	12/15/2006	0	0						
841	MD-20	6:38	15:10	1970 RN	12/19/2006	512	1582	<	0.0065	<	63	0.010	2006120726 Receipt 12/22/06 Cr6 Anal 1/2/07 Part Anal 12/28/06
842	MD-21	6:26	15:30	1984 RN	12/19/2006	544	1683	<	0.0061	<	59	0.010	
843	MD-22	6:40	15:17	2573 RN	12/19/2006	517	1594	<	0.0064	<	63	0.010	
844	MD-23	6:23	16:15	1949 RN	12/19/2006	592	1831		0.0056	<	55	0.010	
845	HSO	6:59	14:20	1989 RN	12/19/2006	441	1493		0.011		71	0.015	
846	CMT	6:58	15:20	1972 RN	12/19/2006	502	1766		0.0061	<	57	0.011	
847	MD-20	6:35	16:11	2541 RN	12/21/2006	576	1796		0.011	<	56	0.020	2006120787 Receipt 12/27/06 Cr6 Anal 1/2/07 Part Anal 12/28/06
848	MD-21	6:25	16:17	2589 RN	12/21/2006	592	1845	<	0.0056	<	54	0.010	
849	MD-22	6:40	16:11	2542 RN	12/21/2006	571	1777	<	0.0058	<	56	0.010	
850	MD-23	6:20	16:20	2588 RN	12/21/2006	600	1862	<	0.0055		55	0.010	
851	HSO	7:00	16:12	2543 RN	12/21/2006	552	1876	<	0.0055		73	0.008	
852	CMT	7:00	16:14	2590 RN	12/21/2006	554	1810		0.0071		95	0.007	
853	Field Blank	0:00	0:00	2538 RN	12/21/2006	0	0						
854	Trip Blank	0:00	0:00	2539 RN	12/22/2006	0	0						
855	MD-20	7:15	15:07	2540 RN	12/26/2006	472	1470	<	0.0070	<	68	0.010	2006120870 Receipt 12/29/06 Cr6 Anal 1/3/07 Part Anal 1/2/07
856	MD-21	6:53	15:28	2546 RN	12/26/2006	515	1619	<	0.0063	<	62	0.010	
857	MD-22	7:25	15:06	2547 RN	12/26/2006	461	1434	<	0.0071	<	70	0.010	
858	MD-23	6:50	15:28	2549 RN	12/26/2006	518	1611	<	0.0064	<	62	0.010	
859	HSO	7:12	15:10	2557 RN	12/26/2006	478	1588	<	0.0064	<	63	0.010	
860	CMT	7:12	14:15	2558 RN	12/26/2006	423	1375	<	0.0074	<	73	0.010	
861	Field Blank	0:00	0:00	2518 RN	12/26/2006	0	0						
862	Trip Blank	0:00	0:00	2519 RN	12/26/2006	0	0						
863	MD-20	7:12	15:54	2520 RN	12/28/2006	522	1634	<	0.0062	<	61	0.010	20067010034 Receipt 1/3/07 Cr6 Anal 1/5/07 Part Anal 1/4/07
864	MD-21	6:51	15:54	2521 RN	12/28/2006	543	1747	<	0.0058	<	57	0.010	
865	MD-22	7:14	15:51	2522 RN	12/28/2006	517	1624	<	0.0063	<	62	0.010	
866	MD-23	6:48	15:54	2523 RN	12/28/2006	546	1718	<	0.0059	<	58	0.010	
867	HSO	7:06	15:54	2516 RN	12/28/2006	528	1764	<	0.0058	<	57	0.010	
868	CMT	7:06	15:15	2517 RN	12/28/2006	489	1809	<	0.0056	<	55	0.010	

Honeywell

SA-7 Site
Jersey City, NJ

Hexavalent Chromium
Air Sampling Results
Construction Management Team

2007

How many site samples were taken this year?	**91**
How many samples contained any detectable amount of hexavalent chromium?	**64**
How many samples contained ≥ than 5.0* micrograms of hexavalent chromium per cubic meter (ug/m^3)?	**0**
What was the highest level of hexavelent chromium detected in all samples?	**0.170** ug/m^3

** OSHA PEL for Hexavalent Chromium is 5.0 ug/m^3*

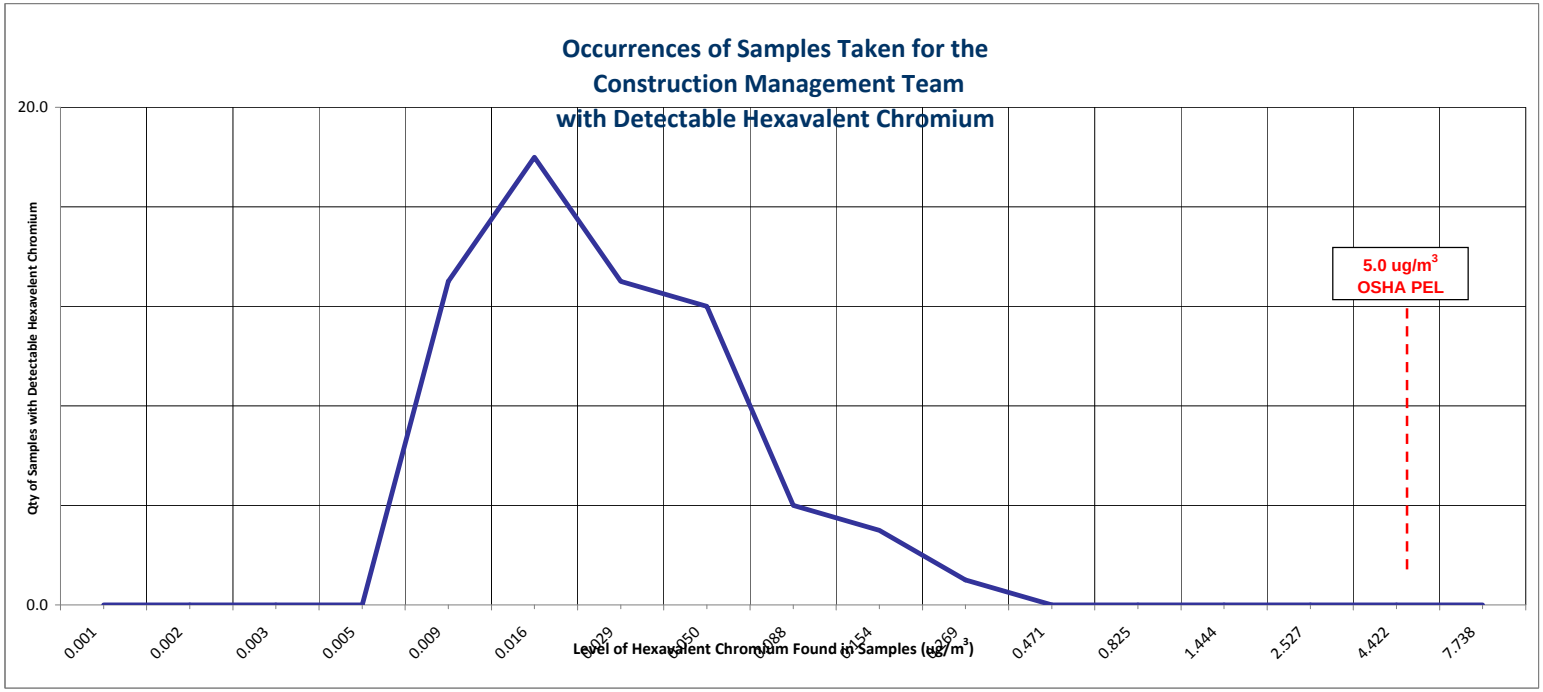

SA-7 Site
Jersey City, NJ

Hexavalent Chromium
Air Sampling Results
Health and Safety Officers

2007

How many site samples were taken this year?	**91**
How many samples contained any detectable amount of hexavalent chromium?	**64**
How many samples contained ≥ than 5.0* micrograms of hexavalent chromium per cubic meter (ug/m^3)?	**0**
What was the highest level of hexavalent chromium detected in all samples?	**0.160** ug/m^3

** OSHA PEL for Hexavalent Chromium is 5.0 ug/m^3*

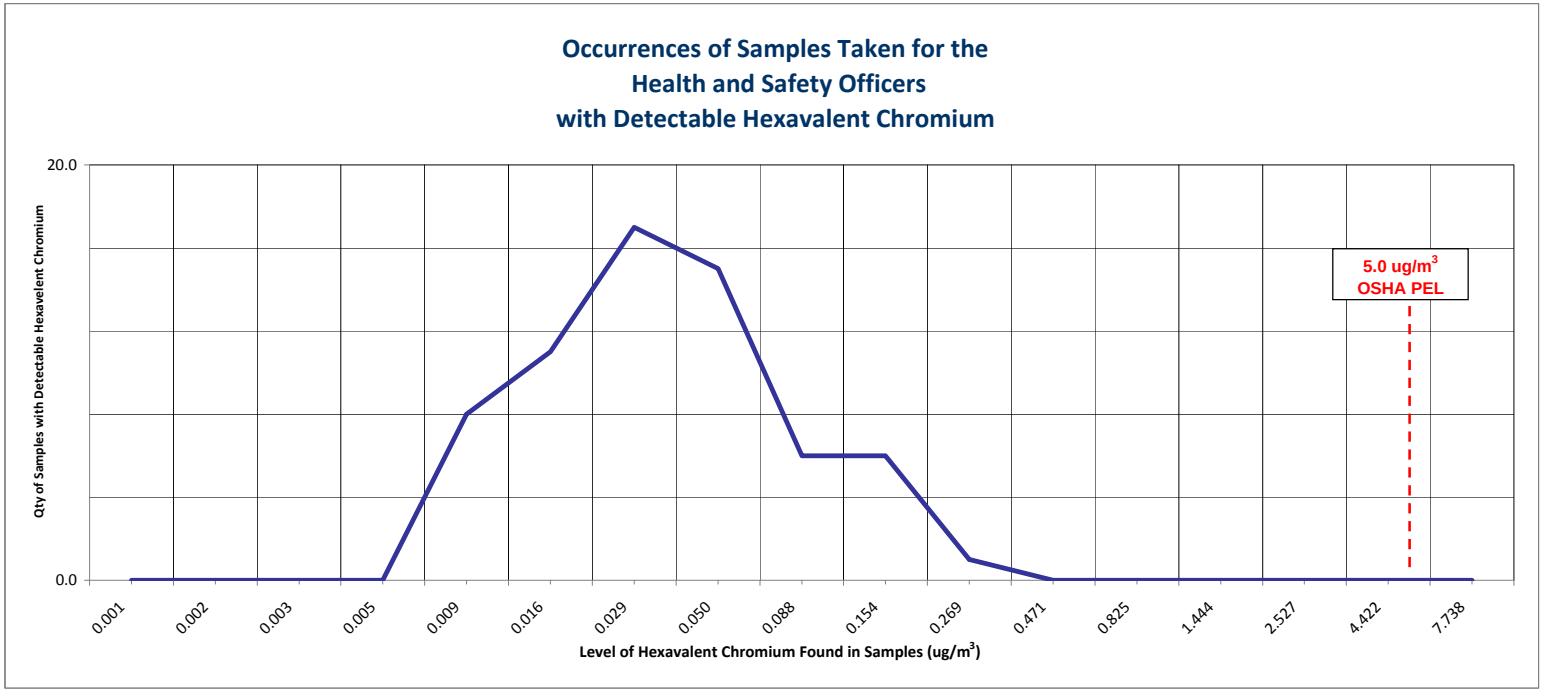

Honeywell

SA-7 Site
Jersey City, NJ

Hexavalent Chromium
Air Sampling Results
Mobile Devices

2007

How many site samples were taken this year?	**356**
How many samples contained any detectable amount of hexavalent chromium?	**104**
How many samples contained ≥ than 5.0* micrograms of hexavalent chromium per cubic meter (ug/m^3)?	**0**
What was the highest level of hexavelent chromium detected in all samples?	**0.120** ug/m^3

** OSHA PEL for Hexavalent Chromium is 5.0 ug/m^3*

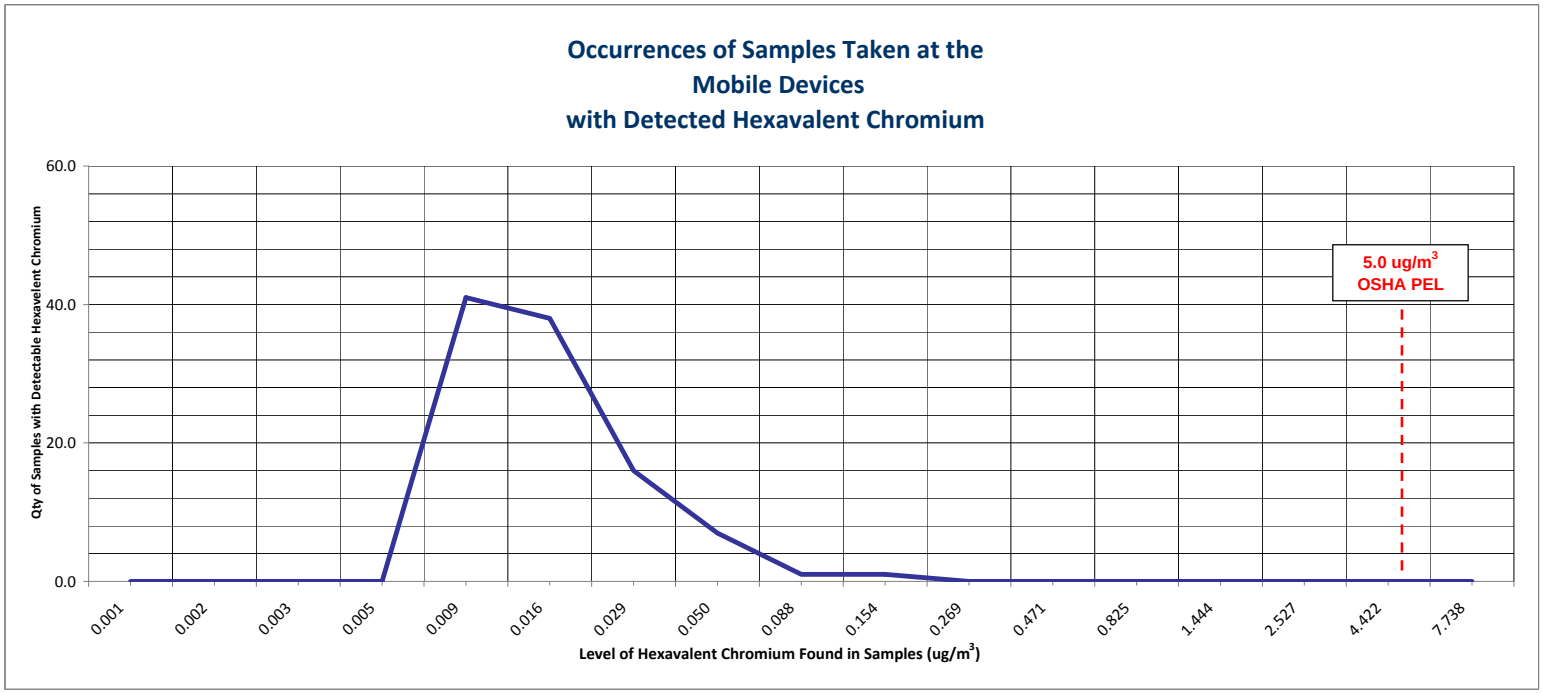

Honeywell

Honeywell SA-7
2007 Statistics for
Construction Management Team
in EZ

Metric	Perimeter Air Sampling Results for Detectable CrVI (µg/m3)
Number of Filters Taken	**93**
Number of Blanks	0
Number of Void	2
Number of Samples	**91**
Number Below Detectable Limits	**27**
Number of Detectable Samples	64
Percent Detectable	**70%**
Minimum Detectable Value	**0.0060**
10th Percentile	0.0076
20th Percentile	0.0094
30th Percentile	0.0120
Mean Detectable Value	**0.0284**
Median Detectable Value	0.0180
70th Percentile	0.0301
80th Percentile	0.0394
90th Percentile	0.0641
95th Percentile	0.0959
Maximum Detectable Value	**0.1700**
OSHA PEL	**5.0**

Honeywell SA-7
2007 Statistics for
Health & Safety Officers
in EZ

Metric	Perimeter Air Sampling Results for Detectable CrVI ($\mu g/m^3$)
Number of Filters Taken	**92**
Number of Blanks	0
Number of Void	1
Number of Samples	**91**
Number Below Detectable Limits	**27**
Number of Detectable Samples	64
Percent Detectable	**70%**
Minimum Detectable Value	**0.0072**
10th Percentile	0.0086
20th Percentile	0.0126
30th Percentile	0.0169
Mean Detectable Value	**0.0373**
Median Detectable Value	0.0225
70th Percentile	0.0404
80th Percentile	0.0502
90th Percentile	0.0890
95th Percentile	0.1185
Maximum Detectable Value	**0.1600**
OSHA PEL	**5.0**

Honeywell SA-7
2007 Statistics for
Mobile Devices
in EZ

Metric	Perimeter Air Sampling Results for Detectable CrVI ($\mu g/m^3$)
Number of Filters Taken	**549**
Number of Blanks	192
Number of Void	1
Number of Samples	**356**
Number Below Detectable Limits	**252**
Number of Detectable Samples	104
Percent Detectable	**29%**
Minimum Detectable Value	**0.0056**
10th Percentile	0.0071
20th Percentile	0.0076
30th Percentile	0.0086
Mean Detectable Value	**0.0158**
Median Detectable Value	0.0120
70th Percentile	0.0150
80th Percentile	0.0184
90th Percentile	0.0280
95th Percentile	0.0379
Maximum Detectable Value	**0.1200**
OSHA PEL	**5.0**

Honeywell SA-7
2007 Statistics for
All Other Samples
in EZ

Metric	Perimeter Air Sampling Results for Detectable CrVI ($\mu g/m^3$)
Number of Filters Taken	**89**
Number of Blanks	0
Number of Void	0
Number of Samples	**89**
Number Below Detectable Limits	**62**
Number of Detectable Samples	27
Percent Detectable	**30%**
Minimum Detectable Value	**0.0022**
10th Percentile	0.0067
20th Percentile	0.0075
30th Percentile	0.0080
Mean Detectable Value	**0.0161**
Median Detectable Value	0.0120
70th Percentile	0.0180
80th Percentile	0.0200
90th Percentile	0.0314
95th Percentile	0.0452
Maximum Detectable Value	**0.0570**
OSHA PEL	**5.0**

Sample Identification											Results							
Location ID		Start Time	End Time	Field Sample ID	Sample Date	Sample Time	Filter #	Sampling Time (Min)	Avg Flow Rate (mlPM)	Total Volume (L)	Hexavalent Chromium (ug)		(ug/m3)	Total Particulate (ug)		(ug/m3)	% Cr6	LWO #
1	MD-20	6:51	16:12	2505 RN	1/2/2007	6:51	2505 RN	561	3159	1772	<	0.010	0.0057	<	100	56	0.010	2007010125 Receipt 1/5/07 Cr6 Anal 1/9/07 Part Anal 1/8/07
2	MD-21	6:15	16:48	2506 RN	1/2/2007	6:15	2506 RN	633	3249	2057		0.012	0.0056	<	100	49	0.011	
3	MD-22	6:53	16:10	2507 RN	1/2/2007	6:53	2507 RN	557	3160	1760	<	0.010	0.0058	<	100	57	0.010	
4	MD-23	6:10	16:23	2508 RN	1/2/2007	6:10	2508 RN	613	3182	1950	<	0.010	0.0052	<	100	51	0.010	
5	CMT	7:05	14:14	2510 RN	1/2/2007	7:05	2510 RN	429	3716	1594	<	0.010	0.0064	<	100	63	0.010	
6	MD-20	6:25	15:36	2477 RN	1/4/2007	6:25	2477 RN	551	3083	1699	<	0.010	0.0060	<	100	59	0.010	2007010226 Receipt 1/9/07 Cr6 Anal 1/11/07 Part Anal 1/10/07
7	MD-21	6:08	15:24	2478 RN	1/4/2007	6:08	2478 RN	556	3167	1761		0.010	0.0059	<	100	57	0.010	
8	MD-22	6:26	15:35	2479 RN	1/4/2007	6:26	2479 RN	549	3069	1685	<	0.010	0.0060	<	100	59	0.010	
9	MD-23	6:28	15:30	2480 RN	1/4/2007	6:28	2480 RN	542	3110	1686	<	0.010	0.0060	<	100	59	0.010	
10	HSO	6:55	15:35	2481 RN	1/4/2007	6:55	2481 RN	520	2935	1526	<	0.010	0.0067		120	82	0.008	
11	CMT	6:55	15:35	2482 RN	1/4/2007	6:55	2482 RN	520	3671	1909	<	0.010	0.0053		130	68	0.008	
12	MD-20	6:43	15:12	2461 RN	1/9/2007	6:43	2461 RN	509	3057	1556	<	0.010	0.0065	<	100	64	0.010	2007010325 Receipt 1/12/07 Cr6 Anal 1/16/07 Part Anal 1/16/07
13	MD-21	6:30	15:36	2462 RN	1/9/2007	6:30	2462 RN	546	3192	1743	<	0.010	0.0058	<	100	57	0.010	
14	MD-22	6:50	15:10	2463 RN	1/9/2007	6:50	2463 RN	500	3049	1525	<	0.010	0.0067	<	100	66	0.010	
15	MD-23	6:55	15:25	2464 RN	1/9/2007	6:55	2464 RN	510	3059	1560	<	0.010	0.0065	<	100	64	0.010	
16	HSO	7:00	15:35	2465 RN	1/9/2007	7:00	2465 RN	515	2939	1513	<	0.010	0.0067		110	72	0.009	
17	CMT	7:00	15:30	2466 RN	1/9/2007	7:00	2466 RN	510	3386	1727		0.011	0.0066		130	74	0.009	
18	Laborer	9:58	15:34	2460 RN	1/9/2007	9:58	2460 RN	336	2811	944		0.014	0.0150		110	120	0.013	
19	MD-20	7:00	15:23	2903 RN	1/11/2007	7:00	2903 RN	503	3155	1587	<	0.010	0.0064	<	100	63	0.010	2007010403 Receipt 1/16/07 Cr6 Anal 1/19/07 Part Anal 1/17/07
20	MD-21	6:55	15:35	2904 RN	1/11/2007	6:55	2904 RN	520	3255	1693	<	0.010	0.0060	<	100	59	0.010	
21	MD-22	7:01	15:22	2905 RN	1/11/2007	7:01	2905 RN	501	3137	1572	<	0.010	0.0064	<	100	64	0.010	
22	MD-23	7:03	15:49	2906 RN	1/11/2007	7:03	2906 RN	526	3084	1622	<	0.010	0.0062	<	100	62	0.010	
23	HSO	7:05	15:40	2909 RN	1/11/2007	7:05	2909 RN	515	3010	1550	<	0.010	0.0065		130	85	0.008	
24	CMT	8:00	15:30	2910 RN	1/11/2007	8:00	2910 RN	450	2920	1314		0.027	0.0210		360	280	0.008	
25	MD-30	6:40	15:34	2907 RN	1/11/2007	6:40	2907 RN	534	3111	1661	<	0.010	0.0061	<	100	60	0.010	
26	MD-31	6:41	15:33	2908 RN	1/11/2007	6:41	2908 RN	532	3069	1633	<	0.010	0.0062		140	83	0.007	
27	Field Blank	0:00	0:00	2878 RN	1/11/2007	0:00	2878 RN	0							100			
28	Trip Blank	0:00	0:00	2877 RN	1/12/2007	0:00	2877 RN	0							100			
29	MD-20	7:15	13:30	2860 RN	1/16/2007	7:15	2860 RN	375	3217	1206	<	0.010	0.0084	<	100	83	0.010	2007010539 Receipt 1/19/07 Cr6 Anal 1/25/07 Part Anal 1/23/07
30	MD-21	6:48	13:21	2861 RN	1/16/2007	6:48	2861 RN	393	3226	1268	<	0.010	0.0080	<	100	79	0.010	
31	MD-22	7:18	13:30	2862 RN	1/16/2007	7:18	2862 RN	372	3167	1178	<	0.010	0.0086	<	100	85	0.010	
32	MD-23	6:51	13:37	2863 RN	1/16/2007	6:51	2863 RN	406	3158	1282	<	0.010	0.0079	<	100	78	0.010	
33	CMT	7:10	15:30	2887 RN	1/16/2007	7:10	2887 RN	500	3043	1522		0.018	0.0120	<	100	66	0.018	
34	HSO	7:10	15:15	2886 RN	1/16/2007	7:10	2886 RN	485	3378	1638		0.012	0.0073		220	130	0.006	
35	MD-30	7:58	13:20	2856 RN	1/16/2007	7:58	2856 RN	322	3126	1007	<	0.010	0.0100	<	100	99	0.010	
36	MD-31	8:03	15:20	2855 RN	1/16/2007	8:03	2855 RN	437	3152	1377		0.010			100			
37	Field Blank	0:00	0:00	1776 RN	1/16/2007	0:00	1776 RN	0							100			
38	Trip Blank	0:00	0:00	1777 RN	1/17/2007	0:00	1777 RN	0							100			
39	MD-20	7:15	14:34	2839 RN	1/18/2007	7:15	2839 RN	439.0	3180	1396	<	0.010	0.0072		120	87	0.008	2007010626 Receipt 1/23/07 Cr6 Anal 1/25/07 Part Anal 1/24/07
40	MD-21	6:56	15:20	2840 RN	1/18/2007	6:56	2840 RN	504.0	3206	1616	<	0.010	0.0063		140	87	0.007	
41	MD-22	7:17	14:31	2841 RN	1/18/2007	7:17	2841 RN	434.0	3130	1358	<	0.010	0.0074	<	100	74	0.010	
42	MD-23	6:59	14:29	2842 RN	1/18/2007	6:59	2842 RN	450.0	3178	1430	<	0.010	0.0071		110	76	0.009	
43	CMT	7:30	15:16	2843 RN	1/18/2007	7:30	2843 RN	466.0	2971	1384		0.023	0.0160		220	160	0.010	
44	HSO	7:10	14:50	2844 RN	1/18/2007	7:10	2844 RN	460.0	2827	1300	<	0.010	0.0078		120	95	0.008	
45	MD-30	6:52	15:15	1753 RN	1/18/2007	6:52	1753 RN	503.0	3085	1552	<	0.010	0.0065	<	100	64	0.010	
46	MD-31	6:50	15:17	1754 RN	1/18/2007	6:50	1754 RN	507.0	3130	1587	<	0.010	0.0064		130	83	0.008	
47	Field Blank	0:00	0:00	1760 RN	1/18/2007	0:00	1760 RN	0.0							100			
48	Trip Blank	0:00	0:00	1761 RN	1/19/2007	0:00	1761 RN	0.0							100			
49	MD-20	7:17	15:10	1743 RN	1/23/2007	7:17	1743 RN	473	3047	1441	<	0.010	0.0070	<	100	69	0.010	2007010754 Receipt 1/26/07 Cr6 Anal 2/2/07
50	MD-21	6:55	15:10	1744 RN	1/23/2007	6:55	1744 RN	495	3041	1505	<	0.010	0.0067	<	100	66	0.010	
51	MD-22	7:20	15:12	1745 RN	1/23/2007	7:20	1745 RN	472	3012	1422	<	0.010	0.0070	<	100	70	0.010	
52	MD-23	6:59	15:05	1746 RN	1/23/2007	6:59	1746 RN	486	3065	1490	<	0.010	0.0067	<	100	67	0.010	
53	CMT	7:12	15:20	1750 RN	1/23/2007	7:12	1750 RN	488	2950	1440	<	0.010	0.0070	<	100	69	0.010	
54	HSO	7:12	15:16	1749 RN	1/23/2007	7:12	1749 RN	484	3317	1605		0.220	0.1400		300	190	0.074	

Honeywell

Sample Identification											Results							
Location ID		Start Time	End Time	Field Sample ID	Sample Date	Sample Time	Filter #	Sampling Time (Min)	Avg Flow Rate (mlPM)	Total Volume (L)	Hexavalent Chromium (ug)		(ug/m3)	Total Particulate (ug)		(ug/m3)	% Cr6	LWO #
55	MD-30	6:52	15:13	1747 RN	1/23/2007	6:52	1747 RN	501	2931	1469	<	0.010	0.0068	<	100	68	0.010	Part Anal 1/29/07
56	MD-31	6:49	15:18	1748 RN	1/23/2007	6:49	1748 RN	509	2965	1509	<	0.010	0.0066	<	100	66	0.010	
57	Field Blank	0:00	0:00	1719 RN	1/23/2007	0:00	1719 RN	0							100			
58	Trip Blank	0:00	0:00	1731 RN	1/24/2007	0:00	1731 RN	0							100			
59	MD-20	7:15	15:46	1720 RN	1/25/2007	7:15	1720 RN	511	3010	1538	<	0.010	0.0065	<	100	65	0.010	
60	MD-21	7:00	15:46	1721 RN	1/25/2007	7:00	1721 RN	526	3010	1583	<	0.010	0.0063	<	100	63	0.010	
61	MD-22	7:19	15:47	1722 RN	1/25/2007	7:19	1722 RN	508	2964	1506	<	0.010	0.0067	<	100	66	0.010	
62	MD-23	6:50	15:48	1723 RN	1/25/2007	6:50	1723 RN	538	3037	1634	<	0.010	0.0061	<	100	61	0.010	2007010865
63	CMT	7:10	14:20	1725 RN	1/25/2007	7:10	1725 RN	430	2969	1277	<	0.010	0.0078	<	100	78	0.010	Receipt 1/30/07
64	HSO	7:10	14:00	1724 RN	1/25/2007	7:10	1724 RN	410	3095	1269	<	0.010	0.0079	<	100	79	0.010	Cr6 Anal 2/2/07
65	MD-30	6:57	15:50	1726 RN	1/25/2007	6:57	1726 RN	533	2923	1558	<	0.010	0.0064	<	100	64	0.010	Part Anal 1/31/07
66	MD-31	6:54	15:51	1727 RN	1/25/2007	6:54	1727 RN	537	2917	1566	<	0.010	0.0064		140	89	0.007	
67	Field Blank	0:00	0:00	1703 RN	1/29/2007	0:00	1703 RN	0							100			
68	Trip Blank	0:00	0:00	1704 RN	1/29/2007	0:00	1704 RN	0							100			
69	MD-20	7:17	14:58	2677 RN	1/30/2007	7:17	2677 RN	461	3115	1436		0.016	0.0110		180	130	0.008	
70	MD-21	6:55	15:10	2678 RN	1/30/2007	6:55	2678 RN	495	3166	1567	<	0.010	0.0064	<	100	64	0.010	
71	MD-22	7:20	15:00	2679 RN	1/30/2007	7:20	2679 RN	460	3086	1419	<	0.010	0.0071	<	100	70	0.010	2007020040
72	MD-23	6:51	15:05	2680 RN	1/30/2007	6:51	2680 RN	494	3131	1547		0.012	0.0077	<	100	65	0.012	Receipt 2/2/07 Cr6
73	HSO	7:12	15:00	2682 RN	1/30/2007	7:12	2682 RN	468	3091	1447	<	0.010	0.0069		620	430	0.002	Anal 2/6/07 Part
74	CMT	7:12	14:58	2683 RN	1/30/2007	7:12	2683 RN	466	2984	1391		0.094	0.0680		200	140	0.049	Anal 2/5/07
75	Field Blank	0:00	0:00	2699 RN	1/31/2007	0:00	2699 RN	0							100			
76	Trip Blank	0:00	0:00	2700 RN	1/31/2007	0:00	2700 RN	0							100			
77	MD-20	7:17	15:33	2693 RN	2/1/2007	7:17	2693 RN	496	3119	1547	<	0.010	0.0065	<	100	65	0.010	
78	MD-21	6:55	15:35	2694 RN	2/1/2007	6:55	2694 RN	520	3130	1628	<	0.010	0.0062	<	100	61	0.010	
79	MD-22	7:17	15:36	2695 RN	2/1/2007	7:17	2695 RN	499	3091	1542	<	0.010	0.0065	<	100	65	0.010	2007020143
80	MD-23	6:59	15:30	2696 RN	2/1/2007	6:59	2696 RN	511	3088	1578	<	0.010	0.0063		120	76	0.008	Receipt 2/6/07 Cr6
81	CMT	7:10	15:38	2698 RN	2/1/2007	7:10	2698 RN	508	3058	1553		0.012	0.0076		150	95	0.008	Anal 2/9/07 Part
82	Field Blank	0:00	0:00	2715 RN	2/2/2007	0:00	2715 RN	0							100			Anal 2/7/07
83	Trip Blank	0:00	0:00	2716 RN	2/2/2007	0:00	2716 RN	0							100			
84	MD-20	7:20	15:39	2718 RN	2/6/2007	7:20	2718 RN	499	3192	1593	<	0.010	0.0063	<	100	63	0.010	
85	MD-21	6:35	15:47	2735 RN	2/6/2007	6:35	2735 RN	552	3160	1745	<	0.010	0.0057	<	100	57	0.010	
86	MD-22	6:22	15:36	2717 RN	2/6/2007	6:22	2717 RN	554	3175	1759	<	0.010	0.0057	<	100	57	0.010	
87	MD-23	6:30	15:50	2737 RN	2/6/2007	6:30	2737 RN	560	3150	1764	<	0.010	0.0057	<	100	57	0.010	2007020296
88	HSO	7:15	16:00	2738 RN	2/6/2007	7:15	2738 RN	525	2953	1550	<	0.010	0.0065	<	100	65	0.010	Receipt 2/9/07 Cr6
89	CMT	7:15	15:46	2736 RN	2/6/2007	7:15	2736 RN	511	3160	1615		0.016	0.0097		260	160	0.006	Anal 2/14/07 Part
90	Lab Blank	0:00	0:00	Lab Supplied	2/8/2007	0:00	2210 RN - Lab Supplied	0							100			Anal 2/12/07
91	Lab Blank	0:00	0:00	Lab Supplied	2/8/2007	0:00	1080 RN - Lab Supplied	0							100			
92	MD-20	7:00	14:53	206 RO	2/8/2007	7:00	206 RO	473	3279	1551		0.017	0.011		250	160	0.007	
93	MD-21	6:35	14:57	216 RO	2/8/2007	6:35	216 RO	502	3224	1619		0.015	0.0091		690	420	0.002	
94	MD-22	7:05	14:55	207 RO	2/8/2007	7:05	207 RO	470	3258	1531	<	0.010	0.0065	<	100	65	0.010	
95	MD-23	6:50	14:58	204 RO	2/8/2007	6:50	204 RO	488	3228	1575	<	0.010	0.0063		110	70	0.009	
96	HSO	6:45	15:04	208 RO	2/8/2007	6:45	208 RO	499	3020	1507		0.074	0.049		290	200	0.025	2007020396
97	CMT	6:45	15:02	205 RO	2/8/2007	6:45	205 RO	497	3049	1515		0.055	0.036		320	210	0.017	Receipt 2/13/07
98	MD-30	6:30	14:52	217 RO	2/8/2007	6:30	217 RO	502	3127	1570	<	0.010	0.0064		140	91	0.007	Cr6 Anal 2/20/07
99	MD-31	6:32	14:55	218 RO	2/8/2007	6:32	218 RO	503	2941	1479	<	0.010	0.0068		370	250	0.003	Part Anal 2/15/07
100	Field Blank	0:00	0:00	183 RO	2/12/2007	0:00	183 RO	0							100			
101	Trip Blank	0:00	0:00	184 RO	2/9/2007	0:00	184 RO	0							100			
102	Lab Blank	0:00	0:00	Lab Supplied	2/13/2007	0:00	290 RN - Lab Supplied	0							100			
103	MD-20	7:07	14:47	191 RO	2/13/2007	7:07	191 RO	460	3242	1491	<	0.010	0.0067	<	100	67	0.010	
104	MD-21	6:52	15:19	194 RO	2/13/2007	6:52	194 RO	507	3242	1644	<	0.010	0.0061		140	86	0.007	

Honeywell

Sample Identification											Results							
Location ID		Start Time	End Time	Field Sample ID	Sample Date	Sample Time	Filter #	Sampling Time (Min)	Avg Flow Rate (mlPM)	Total Volume (L)	Hexavalent Chromium (ug)	(ug/m3)		Total Particulate (ug)	(ug/m3)		% Cr6	LWO #
105	MD-22	7:05	14:45	195 RO	2/13/2007	7:05	195 RO	460	3192	1468	<	0.010	0.0068	<	100	68	0.010	2007020512 Receipt 2/16/07 Cr6 Anal 2/22/07 Part Anal 2/20/07
106	MD-23	7:10	14:55	192 RO	2/13/2007	7:10	192 RO	465	3198	1487		0.012	0.0083	<	100	67	0.012	
107	HSO	7:00	15:20	222 RO	2/13/2007	7:00	222 RO	500	2979	1490		0.028	0.019		160	110	0.017	
108	MD-30	8:30	15:20	196 RO	2/13/2007	8:30	196 RO	410	3181	1304	<	0.010	0.0077	<	100	77	0.010	
109	MD-31	8:38	15:18	197 RO	2/13/2007	8:38	197 RO	400	2946	1178		0.030	0.025	<	100	85	0.029	
110	Field Blank	0:00	0:00	209 RO	2/15/2007	0:00	209 RO	0							100			
111	Trip Blank	0:00	0:00	210 RO	215/2007	0:00	210 RO	0							100			
112	MD-20	7:18	16:00	163 RO	2/15/2007	7:18	163 RO	522	3235	1688	<	0.010	0.0059		100	59	0.010	2007020669 Receipt 2/21/07 Cr6 Anal 2/28/07 Part Anal 2/22/07
113	MD-21	7:30	15:52	165 RO	2/15/2007	7:30	165 RO	502	3253	1633	<	0.010	0.0061		100	61	0.010	
114	MD-22	7:19	16:07	164 RO	2/15/2007	7:19	164 RO	528	3193	1686	<	0.010	0.0059		100	59	0.010	
115	MD-23	7:24	16:04	161 RO	2/15/2007	7:24	161 RO	520	3258	1694	<	0.010	0.0059		100	59	0.010	
116	CMT	7:15	15:43	162 RO	2/15/2007	7:15	162 RO	508	2695	1369	<	0.010	0.0073		100	73	0.010	
117	HSO	7:15	15:45	166 RO	2/15/2007	7:15	166 RO	510	3049	1555		0.011	0.0074		100	65	0.011	
118	MD-30	8:13	15:53	167 RO	2/15/2007	8:13	167 RO	460	3146	1447	<	0.010	0.0069		100	69	0.010	
119	MD-31	8:17	15:57	168 RO	2/15/2007	8:17	168 RO	460	3143	1446	<	0.010	0.0069		100	69	0.010	
120	Field Blank	0:00	0:00	361 RO	2/16/2007	0:00	361 RO	0							100			
121	Trip Blank	0:00	0:00	362 RO	2/16/2007	0:00	362 RO	0							100			
122	MD-20	7:04	15:05	355 RO	2/20/2007	7:04	355 RO	481	3202	1540	<	0.010	0.0065	<	100	65	0.010	2007020784 Receipt 2/23/07 Cr6 Anal 3/2/07 Part Anal 2/26/07
123	MD-21	6:40	15:15	363 RO	2/20/2007	6:40	363 RO	515	3190	1643	<	0.010	0.0061	<	100	61	0.010	
124	MD-22	7:07	15:03	357 RO	2/20/2007	7:07	357 RO	476	3165	1507	<	0.010	0.0066	<	100	66	0.010	
125	MD-23	7:13	15:15	358 RO	2/20/2007	7:13	358 RO	482	3226	1555	<	0.010	0.0064	<	100	64	0.010	
126	CMT	7:00	15:20	364 RO	2/20/2007	7:00	364 RO	500	2673	1336	<	0.010	0.0075	<	100	75	0.010	
127	HSO	7:00	15:19	365 RO	2/20/2007	7:00	365 RO	499	3115	1555	<	0.010	0.0064		110	71	0.009	
128	Field Blank	0:00	0:00	337 RO	2/22/2007	0:00	337 RO	0							100			
129	Trip Blank	0:00	0:00	373 RO	2/22/2007	0:00	373 RO	0							100			
130	MD-20	7:13	15:25	333 RO	2/22/2007	7:13	333 RO	492	3182	1566	<	0.010	0.0064	<	100	64	0.010	2007020885 Receipt 2/26707 Cr6 Anal 3/6/07 Part Anal 3/2/07
131	MD-21	6:52	15:24	334 RO	2/22/2007	6:52	334 RO	512	3166	1621	<	0.010	0.0062		540	330	0.002	
132	MD-22	7:15	15:26	335 RO	2/22/2007	7:15	335 RO	491	3150	1547	<	0.010	0.0065	<	100	65	0.010	
133	MD-23	6:58	15:28	336 RO	2/22/2007	6:58	336 RO	510	3179	1621	<	0.010	0.0062		120	72	0.009	
134	HSO	7:10	15:23	372 RO	2/22/2007	7:10	372 RO	493	2939	1449		0.016	0.011		130	91	0.012	
135	CMT	7:10	14:44	371 RO	2/22/2007	7:10	371 RO	454	2993	1359		0.075	0.055		190	28	0.196	
136	Field Blank	0:00	0:00	345 RO	2/26/2007	0:00	345 RO	0							100			
137	Trip Blank	0:00	0:00	346 RO	2/26/2007	0:00	346 RO	0							100			
138	MD-20	7:17	15:27	347 RO	2/27/2007	7:17	347 RO	490	3000	1470	<	0.010	0.0068	<	100	68	0.010	2007030056 Receipt 3/2/07 Cr6 Anal 3/9/07 Part Anal 3/6/07
139	MD-21	6:59	15:45	348 RO	2/27/2007	6:59	348 RO	526	3150	1657	<	0.010	0.0062		1	69	0.009	
140	MD-22	7:20	15:24	349 RO	2/27/2007	7:20	349 RO	484	3020	1462	<	0.010	0.0068	<	100	68	0.010	
141	MD-23	6:55	15:21	350 RO	2/27/2007	6:55	350 RO	506	2995	1516	<	0.010	0.0066	<	100	66	0.010	
142	HSO	7:10	15:19	315 RO	2/27/2007	7:10	315 RO	489	2981	1458	<	0.010	0.0069		140	99	0.007	
143	CMT	7:10	15:38	316 RO	2/27/2007	7:10	316 RO	508	2932	1489	<	0.010	0.0067	<	100	67	0.010	
144	Field Blank	0:00	0:00	2731 RO	2/26/2007	0:00	2731 RO	0							100			
145	Trip Blank	0:00	0:00	2592 RO	2/26/2007	0:00	2592 RO	0							100			
146	MD-20	7:18	13:58	MD20030107	3/1/2007	7:18	2727 RO	400	2990	1196	<	0.010	0.0084	<	100	84	0.010	2007030241
147	MD-21	6:58	15:33	MD21030107	3/1/2007	6:58	2728 RO	515	3100	1596	<	0.010	0.0063	<	100	63	0.010	
148	MD-22	7:20	13:56	MD22030107	3/1/2007	7:20	2729 RO	396	3038	1203	<	0.010	0.0083	<	100	83	0.010	
149	MD-23	6:56	14:10	MD23030107	3/1/2007	6:56	2730 RO	434	2988	1297	<	0.010	0.0077	<	100	77	0.010	
150	CMT	7:11		CM030107	3/1/2007	7:11	325 RO				<	0.010	0.0082	<	100	82	0.010	
151	HSO	7:11	14:15	HS030107	3/1/2007	7:11	324 RO	424	2998	1218	<	0.010	0.0082	<	100	82	0.010	
152	Field Blank	0:00	0:00	FB030507	3/5/2007	0:00	2600 RO	0										
153	Trip Blank	0:00	0:00	TB030507	3/5/2007	0:00	2601 RO	0										
154	MD-20	7:23	15:35	MD20030607	3/6/2007	7:23	2593 RO	492	3124	1537	<	0.010	0.0065	<	100	65	0.010	2007030317
155	MD-21	7:07	16:00	MD21030607	3/6/2007	7:07	2594 RO	533	3187	1699		0.020	0.012	<	100	59	0.020	
156	MD-22	7:25	15:45	MD22030607	3/6/2007	7:25	2595 RO	500	3142	1571	<	0.010	0.0064	<	100	64	0.010	
157	MD-23	7:02	15:47	MD23030607	3/6/2007	7:02	2596 RO	525	3151	1654	<	0.010	0.0060	<	100	60	0.010	
158	CMT	7:19	16:04	CMT030607	3/6/2007	7:19	2597 RO	525	3080	1617	<	0.010	0.0062	<	100	62	0.010	

Sample Identification											Results							
Location ID		Start Time	End Time	Field Sample ID	Sample Date	Sample Time	Filter #	Sampling Time (Min)	Avg Flow Rate (mlPM)	Total Volume (L)	Hexavalent Chromium (ug)		(ug/m3)	Total Particulate (ug)		(ug/m3)	% Cr6	LWO #
159	HSO	7:19	16:16	HSO030607	3/6/2007	7:19	2598 RO	537	2995	1608		0.032	0.020		240	150	0.013	
160	Field Blank	0:00	0:00	FB030807	3/5/2007	0:00	2872 RO	0										
161	Trip Blank	0:00	0:00	TB030807	3/5/2007	0:00	2873 RO	0										
162	MD-20	7:20	15:01	MD20030807	3/8/2007	7:20	2602 RO	461	3063	1412	<	0.010	0.0071	<	100	71	0.010	2007030407
163	MD-21	6:51	15:08	MD21030807	3/8/2007	6:51	2603 RO	497	3219	1600	<	0.010	0.0063	<	100	63	0.010	
164	MD-22	7:22	14:55	MD22030807	3/8/2007	7:22	2604 RO	453	3111	1409	<	0.010	0.0071	<	100	71	0.010	
165	MD-23	6:56	14:46	MD23030807	3/8/2007	6:56	2605 RO	470	3131	1471	<	0.010	0.0068	<	100	68	0.010	
166	HSO	7:16	15:18	HSO030807	3/8/2007	7:16	2606 RO	482	3070	1480		0.048	0.032		130	89	0.037	
167	CMT	7:16	15:18	CMT030807	3/8/2007	7:16	2607 RO	482	2961	1427	<	0.010	0.0070	<	100	70	0.010	
168	Field Blank	0:00	0:00	FB031207	3/12/2007	0:00	2847 RO	0										
169	Trip Blank	0:00	0:00	TB031207	3/12/2007	0:00	2744 RO	0										
170	MD-20	9:07	14:30	MD20031307	3/13/2007	9:07	2877 RO	323	3047	984	<	0.010	0.010	<	100	100	0.010	2007030541
171	MD-21	6:49	15:15	MD21031307	3/13/2007	6:49	2726 RO	506	3195	1617	<	0.010	0.0062		170	110	0.006	
172	MD-22	7:09	14:48	MD22031307	3/13/2007	7:09	2878 RO	459	3113	1429	<	0.010	0.0070	<	100	70	0.010	
173	MD-23	9:04	14:50	MD23031307	3/13/2007	9:04	2755 RO	346	3023	1046	<	0.010	0.0096	<	100	96	0.010	
174	HSO	7:00	14:55	HSO031307	3/13/2007	7:00	2757 RO	475	3074	1460		0.012	0.0081		150	100	0.008	
175	CMT	7:00	14:58	CMT031307	3/13/2007	7:00	2758 RO	478	2974	1422		0.011	0.0076	<	100	70	0.011	
176	Field Blank	0:00	0:00	FB031507	3/15/2007	0:00	2742 RO	0										
177	Trip Blank	0:00	0:00	TB031507	3/15/2007	0:00	2871 RO	0										
178	MD-20	6:32	14:50	MD20031507	3/15/2007	6:32	2879 RO	498	3113	1550	<	0.010	0.0064	<	100	64	0.010	2007030614
179	MD-21	6:45	16:10	MD21031507	3/15/2007	6:45	2743 RO	565	3150	1780	<	0.010	0.0056		110	60	0.009	
180	MD-22	6:22	14:56	MD22031507	3/15/2007	6:22	2866 RO	514	3146	1617	<	0.010	0.0062		110	67	0.009	
181	MD-23	6:24	14:57	MD23031507	3/15/2007	6:24	2740 RO	513	3153	1617	<	0.010	0.0062		180	110	0.006	
182	HSO	6:30	15:02	HSO031507	3/15/2007	6:30	2864 RO	512	3035	1554		0.041	0.026		260	170	0.016	
183	CMT	6:30	15:03	CMT031507	3/15/2007	6:30	2754 RO	513	3049	1564		0.011	0.0068		130	86	0.008	
184	Field Blank	0:00	0:00	FB031507	3/15/2007	0:00	2717 RO	0	0									
185	Trip Blank	0:00	0:00	TB031507	3/15/2007	0:00	2897 RO	0	0									
186	MD-20	7:05	15:05	MD20032007	3/20/2007	7:05	2885 RO	480	3177	1525	<	0.010	0.0066	<	100	66	0.010	2007030744
187	MD-21	6:50	15:14	MD21032007	3/20/2007	6:50	2887 RO	504	3143	1584	<	0.010	0.0063	<	100	63	0.010	
188	MD-22	6:55	15:15	MD22032007	3/20/2007	6:55	2886 RO	500	3180	1590	<	0.010	0.0063	<	100	63	0.010	
189	MD-23	6:58	15:20	MD23032007	3/20/2007	6:58	2716 RO	502	3195	1604	<	0.010	0.0062	<	100	62	0.010	
190	CMT	7:00	14:30	CM032007	3/20/2007	7:00	2883 RO	450	3019	1359		0.014	0.010	<	100	74	0.014	
191	HSO	7:00	15:05	HS032007	3/20/2007	7:00	2733 RO	485	3027	1468		0.015	0.010	<	100	68	0.015	
192	Field Blank	0:00	0:00	FB032207	3/22/2007	0:00	526 RO	0										
193	Trip Blank	0:00	0:00	TB032207	3/22/2007	0:00	531 RO	0										
194	MD-20	6:22	14:15	MD20032207	3/22/2007	6:22	576 RO	473	3178	1503	<	0.010	0.0067	<	100	67	0.010	2007030892
195	MD-21	6:35	14:45	MD21032207	3/22/2007	6:35	549 RO	490	3110	1524	<	0.010	0.0066		110	70	0.009	
196	MD-22	6:30	14:25	MD22032207	3/22/2007	6:30	559 RO	475	3168	1505		0.010	0.0075	<	100	66	0.010	
197	MD-23	6:30	14:51	MD23032207	3/22/2007	6:30	544 RO	501	3181	1594		0.010	0.0081		210	130	0.005	
198	HSO	6:30	14:15	HS032207	3/22/2007	6:30	554 RO	465	3064	1425		0.010	0.0093		150	110	0.007	
199	CMT	6:30	14:15	CM032207	3/22/2007	6:30	530 RO	465	3020	1404		0.010	0.0200	<	100	71	0.010	
200	Field Blank	0:00	0:00	FB032607	3/26/2007	0:00	564 RO	0										
201	Trip Blank	0:00	0:00	TB032607	3/26/2007	0:00	565 RO	0										
202	MD-20	7:05	15:37	MD20032707	3/27/2007	7:05	591 RO	512	3146	1611		0.012	0.0074	<	100	62	0.012	2007031052
203	MD-21	6:45	16:00	MD21032707	3/27/2007	6:45	561 RO	555	3094	1717		0.012	0.0068		120	70	0.010	
204	MD-22	7:08	15:34	MD22032707	3/27/2007	7:08	562 RO	506	3170	1604	<	0.010	0.0062	<	100	62	0.010	
205	MD-23	6:50	15:48	MD23032707	3/27/2007	6:50	590 RO	538	3170	1705	<	0.010	0.0059		110	62	0.009	
206	CMT	7:10	15:55	CM032707	3/27/2007	7:10	592 RO	525	3129	1643	<	0.010	0.0061		190	110	0.005	
207	HSO	7:10	15:55	HS032707	3/27/2007	7:10	589 RO	525	3049	1601		0.130	0.0820		270	170	0.048	
208	Field Blank	0:00	0:00	FB032907	3/29/2007	0:00	601 RO	0										
209	Trip Blank	0:00	0:00	TB032907	3/29/2007	0:00	602 RO	0										
210	MD-20	6:55	15:16	MD20032907	3/29/2007	6:55	608 RO	501	3159	1583		0.0110	0.0068	<	100	63	0.012	
211	MD-21	6:40	15:40	MD21032907	3/29/2007	6:40	607 RO	540	3145	1699		0.0100	0.0060	<	100	59	0.010	
212	MD-22	7:00	15:05	MD22032907	3/29/2007	7:00	606 RO	485	3191	1547	<	0.0100	0.0065	<	100	65	0.010	

Honeywell

Sample Identification											Results							
Location ID		Start Time	End Time	Field Sample ID	Sample Date	Sample Time	Filter #	Sampling Time (Min)	Avg Flow Rate (mlPM)	Total Volume (L)	Hexavalent Chromium (ug)	(ug/m3)		Total Particulate (ug/m3)	(ug)		% Cr6	LWO #
213	MD-23	6:50	15:41	MD23032907	3/29/2007	6:50	605 RO	531	3183	1690	<	0.0100	0.0059	<	100	59	0.009	2007040055
214	CMT	7:00	15:53	CM032907	3/29/2007	7:00	603 RO	533	3089	1646		0.0550	0.033		310	109	0.005	
215	HSO	7:00	15:52	HS032907	3/29/2007	7:00	604 RO	532	3066	1631		0.0300	0.019		170	100	0.048	
216	Field Blank	0:00	0:00	FB040207	4/2/2007	0:00	2165 RO	0										
217	Trip Blank	0:00	0:00	TB040207	4/2/2007	0:00	2166 RO	0										
218	MD-20	6:48	15:35	MD20040307	4/3/2007	6:48	2157 RO	527	3197	1685	<	0.010	0.0059	<	100	59	0.010	
219	MD-21	6:50	16:30	MD21040307	4/3/2007	6:50	2156 RO	580	3172	1839	<	0.010	0.0054	<	100	54	0.010	
220	MD-22	6:55	15:31	MD22040307	4/3/2007	6:55	2155 RO	516	3231	1667	<	0.010	0.0060	<	100	60	0.010	2007040152
221	MD-23	6:57	15:29	MD23040307	4/3/2007	6:57	2154 RO	512	3201	1639	<	0.010	0.0061	<	100	61	0.010	Received 4/6/07
222	CMT	7:00	15:51	CM040307	4/3/2007	7:00	2153 RO	531	3077	1634	<	0.010	0.0061		110	65	0.009	Cr6 anal 4/13/07
223	HSO	7:00	15:50	HS040307	4/3/2007	7:00	2152 RO	530	3062	1623	<	0.010	0.0062		140	89	0.007	Part anal 4/10/07
224	Field Blank	0:00	0:00	FB040507	4/5/2007	0:00	2191 RO	0										
225	Trip Blank	0:00	0:00	TB040507	4/5/2007	0:00	2190 RO	0										
226	MD-20	7:03	14:38	MD20040507	4/5/2007	7:03	2169 RO	455	3181	1447	<	0.010	0.0069	<	100	69	0.010	
227	MD-21	6:43	15:30	MD21040507	4/5/2007	6:43	2170 RO	527	3178	1675	<	0.010	0.0060	<	100	60	0.010	
228	MD-22	7:05	14:31	MD22040507	4/5/2007	7:05	2171 RO	446	3247	1448	<	0.010	0.0069	<	100	69	0.010	2007040249
229	MD-23	6:50	14:58	MD23040507	4/5/2007	6:50	2192 RO	488	3173	1548	<	0.010	0.0065	<	100	65	0.010	Received 4/10/07
230	CMT	7:00	15:00	CM040507	4/5/2007	7:00	2193 RO	480	3073	1475	<	0.010	0.0068	<	100	68	0.010	Cr6 anal 4/17/07
231	HSO	7:00	15:00	HS040507	4/5/2007	7:00	2194 RO	480	3027	1453	<	0.015	0.0100	<	150	100	0.010	Part anal 4/12/07
232	FB-Field Blank	0:00	0:00	FB040907	4/9/2007	0:00	1692 RO	0	0									
233	TB-Trip Blank	0:00	0:00	TB040907	4/9/2007	0:00	1693 RO	0	0									
234	MD-20	7:13	15:19	MD20041007	4/10/2007	7:13	2186 RO	486	3162	1537	<	0.010	0.0023	<	100	65	0.010	
235	MD-21	6:58	15:05	MD21041007	4/10/2007	6:58	2187 RO	487	3183	1550	<	0.010	0.0023	<	100	65	0.010	
236	MD-22	7:15	15:18	MD22041007	4/10/2007	7:15	2188 RO	483	3240	1565	<	0.010	0.0023	<	100	64	0.010	2007040362
237	MD-23	7:01	15:22	MD23041007	4/10/2007	7:01	2189 RO	501	3170	1588	<	0.010	0.0023	<	100	63	0.010	Received 4/13/07
238	CMT	7:10	14:40	CM041007	4/10/2007	7:10	1686 RO	450	3078	1385	<	0.010	0.0023		350	250	0.003	Cr6 anal 4/19/07
239	HSO	7:10	15:25	HS041007	4/10/2007	7:10	1656 RO	495	3022	1496	<	0.010	0.0023		250	170	0.004	Part anal 4/19/07
240	FB-Field Blank	0:00	0:00	FB041207	4/12/2007	0:00	1743 RO	0	0									
241	TB-Trip Blank	0:00	0:00	TB041207	4/12/2007	0:00	1665 RO	0	0									
242	MD-20	7:10	15:50	MD20042407	4/24/2007	7:10	1137 RO	520	3146	1636		0.046	0.0280	<	100	61	0.046	
243	MD-21	6:52	16:10	MD21042407	4/24/2007	6:52	1138 RO	558	3121	1742		0.041	0.0240	<	100	57	0.041	
244	MD-22	7:13	15:50	MD22042407	4/24/2007	7:13	1139 RO	517	3189	1649		0.011	0.0066	<	100	61	0.011	2007040920
245	MD-23	6:56	16:01	MD23042407	4/24/2007	6:56	1140 RO	545	3163	1724	<	0.010	0.0058	<	100	58	0.010	Received 4/30/07
246	CMT	7:03	16:12	CM042407	4/24/2007	7:03	1118 RO	549	3049	1674		0.050	0.0300		260	160	0.019	Cr6 anal 5/4/07
247	HSO	7:03	16:13	HS042407	4/24/2007	7:03	1119 RO	550	3003	1652		0.085	0.0520		1000	620	0.009	Part anal 5/3/07
248	FB-Field Blank	0:00	0:00	FB043007	4/30/2007	0:00	1120 RO	0	0									
249	TB-Trip Blank	0:00	0:00	TB043007	4/30/2007	0:00	1125 RO	0	0									
250	MD-20	7:18	15:25	MD20042607	4/26/2007	7:18	1039 RO	487	3225	1571		0.012	0.0073	<	100	64	0.012	
251	MD-21	6:55	17:55	MD21042607	4/26/2007	6:55	1040 RO	660	3126	2063	<	0.010	0.0048	<	100	48	0.010	
252	MD-22	7:21	15:22	MD22042607	4/26/2007	7:21	1041 RO	481	3219	1548	<	0.010	0.0065	<	100	65	0.010	2007050018
253	MD-23	7:00	15:20	MD23042607	4/26/2007	7:00	1042 RO	500	3202	1601	<	0.010	0.0062	<	100	62	0.010	Received 5/1/07
254	CMT	7:15	15:30	CM042607	4/26/2007	7:15	1065 RO	495	3063	1516	<	0.010	0.0066	<	100	66	0.010	Cr6 anal 5/9/07
255	FB-Field Blank	0:00	0:00	FB043007	4/30/2007	0:00	2011 RO	0	0									Part anal 5/3/07
256	TB-Trip Blank	0:00	0:00	TB043007	4/30/2007	0:00	2025 RO	0	0									
257	MD-20	7:13	15:00	MD20050107	5/1/2007	7:13	1005 RO	467	3226	1506		0.017	0.0110	<	100	66	0.017	
258	MD-21	7:00	15:15	MD21050107	5/1/2007	7:00	1006 RO	495	3144	1556		0.015	0.0097	<	100	64	0.015	
259	MD-22	7:16	15:05	MD22050107	5/1/2007	7:16	1007 RO	469	3211	1506		0.011	0.0076	<	100	66	0.011	
260	MD-23	7:02	15:10	MD23050107	5/1/2007	7:02	1008 RO	488	3172	1548	<	0.010	0.0065	<	100	65	0.010	2007050129
261	CMT	7:10	14:00	CM050107	5/1/2007	7:10	1014 RO	410	3057	1253	<	0.010	0.0080	<	100	80	0.010	Received 5/4/07
262	HSO	7:10	15:00	HS050107	5/1/2007	7:10	1015 RO	470	3032	1425		0.024	0.0170	<	100	70	0.024	Cr6 anal 5/11/07
263	FB-Field Blank	0:00	0:00	FB050307ro	5/3/2007	0:00	1035 RO	0	0									Part anal 5/9/07
264	TB-Trip Blank	0:00	0:00	TB050307ro	5/3/2007	0:00	1036 RO	0	0		bla	0.018	blank					
265	FB-Field Blank	0:00	0:00	FB050307rp	5/3/2007	0:00	1779 RP	0	0									
266	TB-Trip Blank	0:00	0:00	TB050307rp	5/3/2007	0:00	1780 RP	0	0									

Sample Identification											Results							
Location ID		Start Time	End Time	Field Sample ID	Sample Date	Sample Time	Filter #	Sampling Time (Min)	Avg Flow Rate (mlPM)	Total Volume (L)	Hexavalent Chromium (ug)		(ug/m3)	Total Particulate (ug)		(ug/m3)	% Cr6	LWO #
267	MD-20	7:16	15:33	MD20050307	5/3/2007	7:16	1422 RP	497	3108	1545		0.014	0.0093	<	100	65	0.014	
268	MD-21	6:55	15:40	MD21050307	5/3/2007	6:55	1423 RP	525	3110	1633	<	0.010	0.0061		100	64	0.010	2007040152
269	MD-22	7:13	15:30	MD22050307	5/3/2007	7:13	1424 RP	497	3140	1561	<	0.010	0.0064	<	100	64	0.010	Received 4/6/07
270	MD-23	7:00	15:00	MD23050307	5/3/2007	7:00	1425 RP	480	3116	1496	<	0.010	0.0067	<	100	67	0.010	Cr6 anal 4/13/07
271	FB-Field Blank	0:00	0:00	FB050707	5/7/2007	0:00	1782 RP	0	0									Part anal 4/10/07
272	TB-Trip Blank	0:00	0:00	TB050707	5/7/2007	0:00	1783 RP	0	0									
273	MD-20	7:11	15:00	MD20050807	5/8/2007	7:11	1405 RP	469	3052	1431	<	0.010	0.0070	<	100	70	0.010	
274	MD-21	6:55	15:30	MD21050807	5/8/2007	6:55	1382 RP	515	2842	1464	<	0.010	0.0068	<	100	68	0.010	
275	MD-22	7:07	14:58	MD22050807	5/8/2007	7:07	1383 RP	471	2783	1311	<	0.010	0.0076	<	100	76	0.010	2007050314
276	MD-23	7:05	14:56	MD23050807	5/8/2007	7:05	1384 RP	471	3109	1465	<	0.010	0.0068	<	100	68	0.010	Received 5/11/07
277	CMT	6:35	15:12	CM050807	5/8/2007	6:35	1372 RP	517	3093	1599		0.022	0.0140		170	100	0.013	Cr6 anal 5/17/07
278	HSO	6:35	15:17	HS050807	5/8/2007	6:35	1377 RP	522	3054	1594		0.051	0.0320		180	110	0.028	Part anal 5/15/07
279	FB-Field Blank	0:00	0:00	FB051007	5/10/2007	0:00	1781 RP	0	0									
280	TB-Trip Blank	0:00	0:00	TB051007	5/10/2007	0:00	1784 RP	0	0									
281	MD-20	7:10	17:00	MD20051007	5/10/2007	7:10	1357 RP	590	3030	1788		0.024	0.0130		210	120	0.011	
282	MD-21	6:20	17:20	MD21051007	5/10/2007	6:20	1371 RP	660	3047	2011	<	0.010	0.0050		160	79	0.006	
283	MD-22	7:15	16:58	MD22051007	5/10/2007	7:15	1376 RP	583	3158	1841	<	0.010	0.0054		110	62	0.009	2007050419
284	MD-23	6:30	17:13	MD23051007	5/10/2007	6:30	1375 RP	643	3109	1999		0.017	0.0087		110	55	0.015	Received 5/15/07
285	HSO	7:15	17:20	CM051007	5/10/2007	7:15	1358 RP	605	3023	1829		0.025	0.0140		200	110	0.013	Cr6 anal 5/18/07
286	CMT	7:15	15:10	HS051007	5/10/2007	7:15	1364 RP	475	2760	1311		0.064	0.0490		260	200	0.025	Part anal 5/17/07
287	FB-Field Blank	0:00	0:00	FB051407	5/14/2007	0:00	1927 RP	0	0									
288	TB-Trip Blank	0:00	0:00	TB051407	5/14/2007	0:00	1928 RP	0	0									
289	MD-20	7:00	14:55	MD20051507	5/15/2007	7:00	1821 RP	475	3006	1428		0.040	0.0280		100	150	0.040	
290	MD-21	6:50	15:00	MD21051507	5/15/2007	6:50	1822 RP	490	2988	1464	<	0.010	0.0069	<	100	68	0.010	
291	MD-22	7:05	14:53	MD22051507	5/15/2007	7:05	1923 RP	468	3125	1462	<	0.010	0.0069	<	100	68	0.010	2007050539
292	MD-23	7:10	14:50	MD23051507	5/15/2007	7:10	1924 RP	460	3062	1408	<	0.010	0.0071	<	100	71	0.010	Received 5/18/07
293	HSO	7:00	15:00	HS051507	5/15/2007	7:00	1925 RP	480	3007	1443		0.045	0.0310		100	210	0.045	Cr6 anal 5/23/07
294	CMT	7:00	15:10	CM051507	5/15/2007	7:00	1926 RP	490	2723	1334		0.046	0.0350		100	170	0.046	Part anal 5/22/07
295	FB-Field Blank	0:00	0:00	FB051707	5/17/2007	0:00	1353 RP	0	0		bla	0.012	blank					
296	TB-Trip Blank	0:00	0:00	TB051707	5/17/2007	0:00	1363 RP	0	0									
297	MD-20	6:50	15:18	MD20051707	5/17/2007	6:50	1938 RP	508	3095	1572	<	0.010	0.0064	<	100	64	0.010	
298	MD-21	6:40	15:32	MD21051707	5/17/2007	6:40	1939 RP	532	3042	1618	<	0.010	0.0062	<	100	62	0.010	
299	MD-22	6:55	15:16	MD22051707	5/17/2007	6:55	1940 RP	501	3133	1570	<	0.010	0.0064	<	100	64	0.010	2007050622
300	MD-23	7:05	15:14	MD23051707	5/17/2007	7:05	1941 RP	489	3101	1516	<	0.010	0.0066	<	100	66	0.010	Received 5/22/07
301	MD-30	7:55	15:27	MD30051707	5/17/2007	7:55	1929 RP	452	1099	497	<	0.010	0.0200	<	100	200	0.010	Cr6 anal 5/29/07
302	FB-Field Blank	0:00	0:00	FB052107	5/21/2007	0:00	1369 RP	0	0									Part anal 5/24/07
303	TB-Trip Blank	0:00	0:00	TB052107	5/21/2007	0:00	1374 RP	0	0									
304	MD-20	6:43	15:10	MD20052207	5/22/2007	6:43	1934 RP	507	3136	1590		0.049	0.0310		130	84	0.038	
305	MD-21	6:06	15:45	MD21052207	5/22/2007	6:06	1935 RP	579	3106	1798	<	0.010	0.0056		120	70	0.008	
306	MD-22	6:45	15:07	MD22052207	5/22/2007	6:45	1936 RP	502	3176	1594		0.010	0.0064	<	100	63	0.010	2007050756
307	MD-23	6:47	15:05	MD23052207	5/22/2007	6:47	1937 RP	498	3138	1563	<	0.010	0.0065	<	100	64	0.010	Received 5/25/07
308	CMT	6:37	15:12	CM052207	5/22/2007	6:37	2975 RP	515	3028	1560		0.038	0.0250		140	90	0.027	Cr6 anal 5/31/07
309	HSO	6:37	15:12	HS052207	5/22/2007	6:37	2994 RP	515	3007	1549		0.015	0.0095		110	71	0.014	Part anal 5/29/07
310	FB-Field Blank	0:00	0:00	FB052407	5/24/2007	0:00	2939 RP	2880	0	0								
311	TB-Trip Blank	0:00	0:00	TB052407	5/24/2007	0:00	2969 RP	2880	0	0								
312	MD-20	6:43	16:40	MD20052407	5/24/2007	6:43	2979 RP	597	3046	1818		0.026	0.0140		110	59	0.024	
313	MD-21	6:08	16:25	MD21052407	5/24/2007	6:08	2981 RP	617	3047	1880	<	0.010	0.0054		130	69	0.008	
314	MD-22	6:47	16:40	MD22052407	5/24/2007	6:47	2998 RP	593	3127	1854	<	0.010	0.0055	<	100	54	0.010	2007050864
315	MD-23	6:50	16:40	MD23052407	5/24/2007	6:50	2982 RP	590	3080	1817	<	0.010	0.0056	<	100	55	0.010	Received 5/30/07
316	HSO	6:40	16:40	HS052407	5/24/2007	6:40	2950 RP	600	3013	1807		0.014	0.0077		160	86	0.009	Cr6 anal 6/5/07
317	CMT	6:40	16:40	CM052407	5/24/2007	6:40	2955 RP	600	3036	1821		0.016	0.0086		170	92	0.009	Part anal 6/1/07
318	FB-Field Blank	0:00	0:00	FB052907	5/29/2007	0:00	2993 RP	7200	0	0								
319	TB-Trip Blank	0:00	0:00	TB052907	5/29/2007	0:00	2988 RP	7200	0	0								
320	MD-20	6:42	15:00	MD20052907	5/29/2007	6:42	2983 RP	498	2998	1493		0.110	0.0710		240	160	0.046	

Sample Identification											Results							
Location ID		Start Time	End Time	Field Sample ID	Sample Date	Sample Time	Filter #	Sampling Time (Min)	Avg Flow Rate (mlPM)	Total Volume (L)	Hexavalent Chromium (ug)		(ug/m3)	Total Particulate (ug)		(ug/m3)	% Cr6	LWO #
321	MD-21	6:22	15:20	MD21052907	5/29/2007	6:22	2984 RP	538	3003	1615	<	0.010	0.0063	<	100	62	0.010	
322	MD-22	6:45	14:56	MD22052907	5/29/2007	6:45	2986 RP	491	3083	1514	<	0.010	0.0067	<	100	66	0.010	2007060042
323	MD-23	6:47	14:53	MD23052907	5/29/2007	6:47	2987 RP	486	3042	1478	<	0.010	0.0069	<	100	68	0.010	Received 6/1/07
324	HSO	6:43	15:07	HS052907	5/29/2007	6:43	2963 RP	504	3026	1525		0.044	0.0290		140	92	0.031	Cr6 anal 6/7/07
325	CMT	6:43	15:20	CM052907	5/29/2007	6:43	2970 RP	517	3057	1580		0.021	0.0130	<	100	63	0.021	Part anal 6/4/07
326	FB-Field Blank	0:00	0:00	FB053107	5/31/2007	0:00	2967 RP	0	0	0								
327	TB-Trip Blank	0:00	0:00	TB053107	5/31/2007	0:00	2968 RP	0	0	0								
328	MD-20	6:50	16:01	MD20053107	5/31/2007	6:50	2146 RP	551	3047	1679		0.062	0.0370		230	140	0.027	
329	MD-21	6:16	16:11	MD21053107	5/31/2007	6:16	2147 RP	595	3006	1788	<	0.010	0.0057		290	160	0.003	
330	MD-22	6:52	16:00	MD22053107	5/31/2007	6:52	2148 RP	548	3108	1703		0.013	0.0074		140	82	0.009	2007060136
331	MD-23	6:55	16:02	MD23053107	5/31/2007	6:55	2129 RP	547	3085	1687		0.015	0.0091		160	97	0.009	Received 6/5/07
332	HSO	6:47	16:03	HS053107	5/31/2007	6:47	2130 RP	556	3053	1697		0.064	0.0380		300	180	0.021	Cr6 anal 6/12/07
333	CMT	6:47	16:05	CM053107	5/31/2007	6:47	2131 RP	558	3085	1721		0.010	0.0060		210	120	0.005	Part anal 6/7/07
334	FB-Field Blank	0:00	0:00	FB060407	6/4/2007	0:00	2123 RP	0	0	0								
335	TB-Trip Blank	0:00	0:00	TB060407	6/4/2007	0:00	2124 RP	0	0	0								
336	MD-20	6:42	16:15	MD20060507	6/5/2007	6:42	2415 RP	573	3093.33	1772		0.042	0.0240		150	86	0.028	
337	MD-21	6:12	16:38	MD21060507	6/5/2007	6:12	2416 RP	626	3007.11	1882	<	0.010	0.0055	<	100	53	0.010	
338	MD-22	6:44	16:10	MD22060507	6/5/2007	6:44	2417 RP	566	3128.25	1771		0.013	0.0074	<	100	56	0.013	2007060252
339	MD-23	6:47	16:12	MD23060507	6/5/2007	6:47	2418 RP	565	3098.75	1751	<	0.010	0.0059	<	100	57	0.010	Received 6/8/07
340	HSO	6:40	16:38	HS060507	6/5/2007	6:40	2419 RP	598	3007.08	1798		0.013	0.0072		150	82	0.009	Cr6 anal 6/18/07
341	CMT	6:40	16:40	CM060507	6/5/2007	6:40	2420 RP	600	3089.58	1854		0.035	0.0190		170	94	0.021	Part anal 6/11/07
342	FB-Field Blank	0:00	0:00	FB060707	6/7/2007	0:00	2398 RP	#DIV/0!	0.00	0								
343	TB-Trip Blank	0:00	0:00	TB060707	6/7/2007	0:00	2399 RP	#DIV/0!	0.00	0								
344	MD-20	6:46	15:20	MD20060707	6/7/2007	6:46	2390 RP	514	3124.08	1606		0.012	0.0076	<	100	62	0.012	
345	MD-21	6:08	15:20	MD21060707	6/7/2007	6:08	2391 RP	552	3043.50	1680	<	0.010	0.0061	<	100	60	0.010	
346	MD-22	6:47	15:10	MD22060707	6/7/2007	6:47	2392 RP	503	3119.33	1569	<	0.010	0.0066	<	100	64	0.010	
347	MD-23	6:49	15:15	MD23060707	6/7/2007	6:49	2393 RP	506	3126.50	1582	<	0.010	0.0065	<	100	63	0.010	
348	HSO	6:45	15:15	HS060707	6/7/2007	6:45	2394 RP	510	2992.83	1526		0.012	0.0081		120	79	0.010	2007060348
349	CMT	6:45	15:15	CM060707	6/7/2007	6:45	2395 RP	510	3077.50	1570		0.012	0.0077	<	100	64	0.012	Received 6/12/07
350	MD-30	10:30	14:20	MD30060707	6/7/2007	10:30	2396 RP	230	697.76	160	<	0.010	0.0640	<	100	620	0.010	Cr6 anal 6/19/07
351	MD-31	10:30	15:20	MD31060707	6/7/2007	10:30	2397 RP	290	765.72	222		0.013	0.0570		110	480	0.012	Part anal 6/13/07
352	FB-Field Blank	0:00	0:00	FB061107	6/11/2007	0:00	383 RP	#DIV/0!	0.00	0								
353	TB-Trip Blank	0:00	0:00	TB061107	6/11/2007	0:00	402 RP	#DIV/0!	0.00	0								
354	MD-30	6:08	15:30	MD30060807	6/8/2007	6:08	1663 RP	562	2963.67	1666		0.013	0.0080		250	150	0.005	
355	MD-30	6:14	15:48	MD30061107	6/11/2007	6:14	400 RP	574	3066.00	1760		0.071	0.041		320	180	0.022	
356	MD-31	6:18	15:46	MD31061107	6/11/2007	6:18	401 RP	568	3033.58	1723		0.023	0.013	<	100	26	0.023	
357	MD-20	6:41	14:50	MD20061207	6/12/2007	6:41	306 RP	489	3079.33	1506	<	0.010	0.0069	<	100	66	0.010	
358	MD-21	6:16	15:10	MD21061207	6/12/2007	6:16	307 RP	534	3065.92	1637	<	0.010	0.0063	<	100	61	0.010	2007060438
359	MD-22	6:42	14:52	MD22061207	6/12/2007	6:42	308 RP	490	3117.00	1527	<	0.010	0.0068	<	100	65	0.010	Received 6/15/07
360	MD-23	6:44	14:55	MD23061207	6/12/2007	6:44	309 RP	491	3114.33	1529	<	0.010	0.0068	<	100	65	0.010	Cr6 anal 6/21/07
361	HSO	6:40	15:00	HS061207	6/12/2007	6:40	310 RP	500	3007.42	1504	<	0.010	0.0069	<	100	67	0.010	Part anal 6/18/07
362	CMT	6:40	15:00	CM061207	6/12/2007	6:40	311 RP	500	3063.00	1531	<	0.010	0.0067	<	100	65	0.010	
363	FB-Field Blank	0:00	0:00	FB061407	6/14/2007	0:00	312 RP	#DIV/0!	0.00									
364	TB-Trip Blank	0:00	0:00	TB061407	6/14/2007	0:00	436 RP	#DIV/0!	0.00									
365	MD-20	6:50	15:10	MD20061407	6/14/2007	6:50	386 RP	500	3084.00	1542	<	0.010	0.0067	<	100	65	0.010	
366	MD-21	6:30	15:20	MD21061407	6/14/2007	6:30	418 RP	530	3082.83	1634	<	0.010	0.0063	<	100	61	0.010	
367	MD-22	6:53	15:10	MD22061407	6/14/2007	6:53	387 RP	497	3177.67	1579	<	0.010	0.0066	<	100	63	0.010	2006060426
368	MD-23	6:55	15:15	MD23061407	6/14/2007	6:55	388 RP	500	3088.75	1544	<	0.010	0.0067	<	100	65	0.010	Receipt 6/15/06
369	HSO	6:40	15:30	HS061407	6/14/2007	6:40	417 RP	530	2703.17	1433		0.018	0.013	<	100	70	0.018	Cr6 Anal 6/22/06
370	CMT	6:40	15:30	CM061407	6/14/2007	6:40	419 RP	530	3025.58	1604	<	0.010	0.0065	<	100	62	0.010	Part Anal 6/16/06
371	FB-Field Blank	0:00	0:00	FB061807	6/18/2007	0:00	423 RP	#DIV/0!	0.00									
372	TB-Trip Blank	0:00	0:00	TB061807	6/18/2007	0:00	428 RP	#DIV/0!	0.00									
373	MD-20	6:55	15:08	MD20061907	6/19/2007	6:55	452 RP	493	3106.08	1531		0.030	0.0190		110	71	0.027	
374	MD-21	6:30	15:06	MD21061907	6/19/2007	6:30	451 RP	516	3064.75	1581		0.011	0.0070		120	77	0.009	

Sample Identification											Results							
Location ID		Start Time	End Time	Field Sample ID	Sample Date	Sample Time	Filter #	Sampling Time (Min)	Avg Flow Rate (mlPM)	Total Volume (L)	Hexavalent Chromium (ug)	(ug/m3)		Total Particulate (ug)	(ug/m3)		% Cr6	LWO #
375	MD-22	7:00	15:01	MD22061907	6/19/2007	7:00	450 RP	481	3160.75	1520		0.054	0.0350		140	91	0.039	2006060681
376	MD-23	7:05	14:57	MD23061907	6/19/2007	7:05	448 RP	472	3076.00	1452		0.012	0.0086		120	84	0.010	Receipt 6/22/06
377	HSO	6:50	15:16	HS061907	6/19/2007	6:50	447 RP	506	2699.83	1366		0.067	0.0490		190	140	0.035	Cr6 Anal 6/28/06
378	CMT	6:50	15:17	CM061907	6/19/2007	6:50	446 RP	507	3038.58	1541		0.071	0.0460		160	110	0.044	Part Anal 6/26/06
379	FB-Field Blank	0:00	0:00	FB062107	6/21/2007	0:00	2074 RP	#DIV/0!	0.00			0.032	not used					
380	TB-Trip Blank	0:00	0:00	TB062107	6/21/2007	0:00	2084 RP	#DIV/0!	0.00			0.020	not used					
381	MD-20	7:00	15:00	MD20062107	6/21/2007	7:00	2095 RP	480	3057.49	1468		0.035	0.0240	<	100	68	0.035	
382	MD-21	6:40	15:00	MD21062107	6/21/2007	6:40	2104 RP	500	3045.83	1523		0.018	0.0120	<	100	66	0.018	
383	MD-22	7:05	15:05	MD22062107	6/21/2007	7:05	2105 RP	480	3100.63	1488		0.014	0.0091	<	100	67	0.014	2007060757
384	MD-23	7:10	15:10	MD23062107	6/21/2007	7:10	2114 RP	480	3053.25	1466		0.034	0.0230	<	100	68	0.034	Received 6/26/07
385	HSO	6:50	15:15	HS062107	6/21/2007	6:50	2115 RP	505	3000.67	1515		0.013	0.0083	<	100	66	0.013	Cr6 anal 6/29/07
386	CMT	6:50	15:15	CM062107	6/21/2007	6:50	2116 RP	505	3087.92	1559		0.031	0.0200	<	100	64	0.031	Part anal 6/27/07
387	FB-Field Blank	0:00	0:00	FB062507	6/25/2007	0:00	2094 RP	#DIV/0!	0.00			0.013	not used					
388	TB-Trip Blank	0:00	0:00	TB062507	6/25/2007	0:00	1716 RP	#DIV/0!	0.00			0.029	not used					
389	MD-20	6:45	16:31	MD20062607	6/26/2007	6:45	1667 RP	586	3043.41	1783		0.071	0.040		230	130	0.031	
390	MD-21	6:35	16:53	MD21062607	6/26/2007	6:35	1668 RP	618	3034.67	1875		0.016	0.0083		150	80	0.011	
391	MD-22	6:50	16:32	MD22062607	6/26/2007	6:50	1669 RP	582	3089.88	1798		0.029	0.016		110	63	0.026	2007060916
392	MD-23	6:55	16:30	MD23062607	6/26/2007	6:55	1717 RP	575	3014.00	1733		0.015	0.0085		150	85	0.010	Received 6/29/07
393	HSO	7:00	16:35	HS062607	6/26/2007	7:00	1718 RP	575	3025.58	1740		0.077	0.044		380	220	0.020	Cr6 anal 7/6/07
394	CMT	7:00	16:35	CM062607	6/26/2007	7:00	1719 RP	575	3089.58	1777		0.071	0.040		520	300	0.014	Part anal 7/6/07
395	FB-Field Blank	0:00	0:00	FB062807	6/28/2007	0:00	1665 RP	#DIV/0!	0.00			0.013	not used					
396	TB-Trip Blank	0:00	0:00	TB062807	6/28/2007	0:00	1666 RP	#DIV/0!	0.00			0.014	not used					
397	MD-20	6:44	15:06	MD20062807	6/28/2007	6:44	1690 RP	502	3012.33	1512		0.011	0.0074		120	79	0.009	
398	MD-21	6:04	14:27	MD21062807	6/28/2007	6:04	1691 RP	503	2961.00	1489	<	0.010	0.0069	<	100	67	0.010	
399	MD-22	6:45	15:03	MD22062807	6/28/2007	6:45	1692 RP	498	3076.67	1532	<	0.010	0.0067	<	100	65	0.010	2007070072
400	MD-23	6:47	15:00	MD23062807	6/28/2007	6:47	1693 RP	493	2994.58	1476	<	0.010	0.0070	<	100	68	0.010	Received 7/5/07
401	HSO	6:42	15:20	HS062807	6/28/2007	6:42	1686 RP	518	3047.67	1579		0.021	0.0130		110	70	0.019	Cr6 anal 7/11/07
402	CMT	6:42	11:07	CM062807	6/28/2007	6:42	1687 RP	265	3059.25	811		0.011	0.0130	<	100	120	0.011	Part anal 7/11/07
403	FB-Field Blank	0:00	0:00	FB070207	7/2/2007	0:00	2272 RP	#DIV/0!	0.00									
404	TB-Trip Blank	0:00	0:00	TB070207	7/2/2007	0:00	2273 RP	#DIV/0!	0.00									
405	MD-20	6:50	14:30	MD20070307	7/3/2007	6:50	2226 RP	460	3018	1388	<	0.010	0.0074	<	100	72	0.010	
406	MD-21	6:08	14:50	MD21070307	7/3/2007	6:08	2227 RP	522	2986	1559		0.021	0.013	<	100	64	0.020	
407	MD-22	6:52	14:30	MD22070307	7/3/2007	6:52	2228 RP	458	3125	1431	<	0.010	0.0072	<	100	70	0.010	2007070157
408	MD-23	6:54	14:30	MD23070307	7/3/2007	6:54	2229 RP	456	3059	1395	<	0.010	0.0074	<	100	72	0.010	Receipt 7/9/07 Cr6
409	HSO	6:45	14:30	HS070307	7/3/2007	6:45	2274 RP	465	3037	1412	<	0.010	0.0073	<	100	71	0.010	Anal 7/12/07 Part
410	CMT	6:45	14:30	CM070307	7/3/2007	6:45	2275 RP	465	3074	1429	<	0.010	0.0072	<	100	70	0.010	Anal 7/11/07
411	FB-Field Blank	0:00	0:00	FB070507	7/5/2007	0:00	2244 RP	0										
412	TB-Trip Blank	0:00	0:00	TB070507	7/5/2007	0:00	2243 RP	0										
413	MD-20	6:45	15:00	MD20070507	7/5/2007	6:45	2237 RP	495	3054	1512	<	0.010	0.0068	<	100	66	0.010	
414	MD-21	5:58	15:15	MD21070507	7/5/2007	5:58	2238 RP	557	3027	1686	<	0.010	0.0061	<	100	59	0.010	
415	MD-22	6:46	14:55	MD22070507	7/5/2007	6:46	2239 RP	489	3131	1531	<	0.010	0.0068	<	100	65	0.010	2007070245
416	MD-23	6:48	14:50	MD23070507	7/5/2007	6:48	2240 RP	482	3046	1468	<	0.010	0.0070	<	100	68	0.010	Receipt 7/10/07
417	HSO	6:40	15:00	HS070507	7/5/2007	6:40	2241 RP	500	3004	1502	<	0.010	0.0069	<	100	67	0.010	Cr6 Anal 7/16/07
418	CMT	6:40	15:00	CM070507	7/5/2007	6:40	2242 RP	500	3086	1543	<	0.010	0.0067	<	100	65	0.010	Part Anal 7/12/07
419	FB-Field Blank	0:00	0:00	FB070907	7/9/2007	0:00	2209 RP	0										
420	TB-Trip Blank	0:00	0:00	TB070907	7/9/2007	0:00	2210 RP	0										
421	MD-20	6:58	15:00	MD20071007	7/10/2007	6:58	2218 RP	482	3037	1464	<	0.010	0.0071		180	130	0.005	
422	MD-21	6:20	15:15	MD21071007	7/10/2007	6:20	2219 RP	535	2996	1603	<	0.010	0.0065		180	110	0.006	
423	MD-22	7:00	15:05	MD22071007	7/10/2007	7:00	2220 RP	485	3064	1486	<	0.010	0.0070		180	120	0.006	2007070344
424	MD-23	7:03	15:10	MD23071007	7/10/2007	7:03	2221 RP	487	2997	1459	<	0.010	0.0071		140	95	0.007	Receipt 7/13/07
425	HSO	7:00	15:00	HS071007	7/10/2007	7:00	2222 RP	480	3005	1442		0.064	0.044		290	200	0.022	Cr6 Anal 7/19/07
426	CMT	7:00	15:00	CM071007	7/10/2007	7:00	2223 RP	480	3051	1464		0.018	0.012		220	150	0.008	Part Anal 7/17/07
427	FB-Field Blank	0:00	0:00	FB071207	7/12/2007	0:00	2224 RP	0										
428	TB-Trip Blank	0:00	0:00	TB071207	7/12/2007	0:00	2225 RP	0										

Sample Identification											Results							
Location ID		Start Time	End Time	Field Sample ID	Sample Date	Sample Time	Filter #	Sampling Time (Min)	Avg Flow Rate (mlPM)	Total Volume (L)	Hexavalent Chromium (ug)		(ug/m3)	Total Particulate (ug)		(ug/m3)	% Cr6	LWO #
429	MD-20	7:00	15:05	MD20071207	7/12/2007	7:00	2341 RP	485	3018	1464	<	0.010	0.0071	<	100	68	0.010	
430	MD-21	6:45	15:20	MD21071207	7/12/2007	6:45	2340 RP	515	3015	1553		0.017	0.011	<	100	64	0.017	
431	MD-22	7:03	15:00	MD22071207	7/12/2007	7:03	2342 RP	477	3032	1446	<	0.010	0.0072	<	100	69	0.010	2007070435
432	MD-23	7:05	15:00	MD23071207	7/12/2007	7:05	2343 RP	475	3048	1448	<	0.010	0.0072	<	100	69	0.010	Receipt 7/17/07
433	HSO	7:00	15:10	HS071207	7/12/2007	7:00	2344 RP	490	3017	1478	<	0.010	0.0070	<	100	68	0.010	Cr6 Anal 7/20/07
434	CMT	7:00	15:10	CM071207	7/12/2007	7:00	2345 RP	490	3065	1502	<	0.010	0.0069	<	100	67	0.010	Part Anal 7/18/07
435	FB-Field Blank	0:00	0:00	FB071607	7/16/2007	0:00	2310 RP	0										
436	TB-Trip Blank	0:00	0:00	TB071607	7/16/2007	0:00	2311 RP	0										
437	MD-20	6:50	16:00	MD20071707	7/17/2007	6:50	2320 RP	550	3025	1664	<	0.010	0.0062	<	100	60	0.010	
438	MD-21	6:35	16:10	MD21071707	7/17/2007	6:35	2319 RP	575	3036	1746	<	0.010	0.0059		120	69	0.009	
439	MD-22	6:53	16:01	MD22071707	7/17/2007	6:53	2321 RP	548	3056	1675		0.024	0.014		180	110	0.013	2007070590
440	MD-23	6:55	15:58	MD23071707	7/17/2007	6:55	2322 RP	543	3068	1666		0.024	0.014		110	67	0.021	Receipt 7/20/07
441	HSO	7:00	15:56	HS071707	7/17/2007	7:00	2323 RP	536	3033	1626	<	0.010	0.0063		170	100	0.006	Cr6 Anal 7/26/07
442	CMT	7:00	15:55	CM071707	7/17/2007	7:00	2324 RP	535	3079	1647		0.020	0.012		180	11	0.109	Part Anal 7/24/07
443	FB-Field Blank	0:00	0:00	FB071907	7/19/2007	0:00	2295 RP	0										
444	TB-Trip Blank	0:00	0:00	TB071907	7/19/2007	0:00	2296 RP	0										
445	MD-20	6:52	16:05	MD20071907	7/19/2007	6:52	2289 RP	550	3039	1664	<	0.010	0.0062		150	88	0.007	
446	MD-21	6:44	16:20	MD21071907	7/19/2007	6:44	2290 RP	575	3017	1746	<	0.010	0.0059		130	76	0.008	
447	MD-22	6:55	16:10	MD22071907	7/19/2007	6:55	2291 RP	548	3079	1675		0.025	0.015		260	150	0.010	
448	MD-23	6:59	16:15	MD23071907	7/19/2007	6:59	2292 RP	543	3009	1666	<	0.010	0.0062		120	72	0.009	2007070709
449	HSO	6:50	16:00	HS071907	7/19/2007	6:50	2293 RP	536	3018	1626		0.023	0.014		170	100	0.014	Receipt 7/24/07
450	CMT	6:50	16:00	CM071907	7/19/2007	6:50	2294 RP	535	3036	1647		0.019	0.011		140	83	0.013	Cr6 Anal 7/26/07
451	FB-Field Blank	0:00	0:00	FB072307	7/23/2007	0:00	2297 RP	0	0									Part Anal 7/25/07
452	TB-Trip Blank	0:00	0:00	TB072307	7/23/2007	0:00	2299 RP	0	0									
453	Lab Supplied RR	0:00	0:00	Lab Blank	7/24/2007	0:00	2784 RR	0	0									
454	MD-20	6:50	15:05	MD20072407	7/24/2007	6:50	2524 RR	495	3025	1497		0.027	0.018	<	100	67	0.027	
455	MD-21	6:40	15:00	MD21072407	7/24/2007	6:40	2526 RR	500	3018	1509	<	0.010	0.0069	<	100	66	0.010	
456	MD-22	6:55	15:03	MD22072407	7/24/2007	6:55	2527 RR	488	3072	1499	<	0.010	0.0069	<	100	67	0.010	2007070855
457	MD-23	6:57	15:00	MD23072407	7/24/2007	6:57	2733 RR	483	2976	1438	<	0.010	0.0072	<	100	70	0.010	Receipt 7/30/07
458	HSO	6:50	15:15	HS072407	7/24/2007	6:50	2735 RR	505	3007	1518	<	0.010	0.0068	<	100	66	0.010	Cr6 Anal 8/1/07
459	CMT	6:50	14:40	CM072407	7/24/2007	6:50	2736 RR	470	3045	1431	<	0.010	0.0072	<	100	70	0.010	Part Anal 7/31/07
460	FB-Field Blank	0:00	0:00	FB072607	7/26/2007	0:00	2170 RR	0	0									
461	TB-Trip Blank	0:00	0:00	TB072607	7/26/2007	0:00	2171 RR	0	0									
462	MD-20	7:05	15:35	MD20072607	7/26/2007	7:05	2714 RR	510	3040	1551		0.019	0.012		160	100	0.012	
463	MD-21	6:40	15:16	MD21072607	7/26/2007	6:40	2715 RR	516	3010	1553	<	0.010	0.0067	<	100	64	0.010	
464	MD-22	7:07	15:36	MD22072607	7/26/2007	7:07	2716 RR	509	3074	1565		0.200	0.013		170	110	0.012	
465	MD-23	7:10	15:27	MD23072607	7/26/2007	7:10	2723 RR	497	2992	1487	<	0.010	0.007	<	100	67	0.010	
466	HSO	7:00	15:52	HS072607	7/26/2007	7:00	2739 RR	532	2988	1590		0.087	0.055		190	120	0.046	2007070940
467	FB-Field Blank	0:00	0:00	FB073007	7/30/2007	0:00	2748 RR	0	0									Receipt 7/31/07
468	TB-Trip Blank	0:00	0:00	TB073007	7/30/2007	0:00	2687 RR	0	0									Cr6 Anal 8/3/07
469	MD-30	6:50	15:01	MD30072607	7/26/2007	6:50	2725 RR	491	3069	1507	<	0.010	0.0069	<	100	68	0.010	Part Anal 8/2/07
470	MD-31	6:55	15:03	MD31072607	7/26/2007	6:55	2726 RR	488	3059	1493		0.010	0.013	<	100	66	0.020	
471	MD-32	6:45	14:53	MD32072607	7/26/2007	6:45	2727 RR	488	2922	1426	<	0.010	0.0073	<	100	67	0.011	
472	MD-33	6:46	14:56	MD33072607	7/26/2007	6:46	2728 RR	490	3241	1588	<	0.010	0.0065	<	100	70	0.009	
473	Sheet Pile E	7:38	15:43	Shet072607	7/26/2007	7:38	2172 RR	485	3024	1466	<	0.010	0.0071	<	100	63	0.011	
474	MD-20	6:10	15:43	MD20073107	7/31/2007	6:10	2463 RR	573	3016	1728	<	0.010	0.0060	<	100	58	0.010	
475	MD-21	5:45	15:15	MD21073107	7/31/2007	5:45	2464 RR	570	3008	1714		0.013	0.0079	<	100	58	0.014	
476	MD-22	7:02	15:44	MD22073107	7/31/2007	7:02	2475 RR	522	3063	1599		0.012	0.0077	<	100	63	0.012	
477	MD-23	7:05	15:44	MD23073107	7/31/2007	7:05	2596 RR	519	2994	1554	<	0.010	0.0067	<	100	64	0.010	
478	HSO	7:00	15:47	HS073107	7/31/2007	7:00	2495 RR	527	3011	1587		0.120	0.074		120	73	0.101	2007080145
479	CMT	7:00	15:47	CM073107	7/31/2007	7:00	2497 RR	527	3017	1590		0.050	0.031		100	63	0.049	Receipt 8/6/07 Cr6
480	FB-Field Blank	0:00	0:00	FB080207	8/2/2007	0:00	2477 RR	0	0									Anal 8/13/07 Part
481	TB-Trip Blank	0:00	0:00	TB080207	8/2/2007	0:00	2505 RR	0	0									Anal 8/8/07
482	MD-30	6:20	15:45	MD30073107	7/31/2007	6:20	2468 RR	565	3007	1699	<	0.010	0.0061	<	100	59	0.010	

Honeywell

Sample Identification											Results								
Location ID		Start Time	End Time	Field Sample ID	Sample Date	Sample Time	Filter #	Sampling Time (Min)	Avg Flow Rate (mlPM)	Total Volume (L)	Hexavalent Chromium (ug)		(ug/m3)	Total Particulate (ug)		(ug/m3)	% Cr6	LWO #
483	MD-31	6:23	15:46	MD31073107	7/31/2007	6:23	2595 RR	563	2981	1678		0.012	0.0074	<	100	60	0.012	
484	MD-32	6:28	15:46	MD32073107	7/31/2007	6:28	2469 RR	558	2866	1599	<	0.010	0.0065	<	100	63	0.010	
485	MD-33	6:34	15:46	MD33073107	7/31/2007	6:34	2467 RR	552	3265	1802		0.039	0.021	<	100	55	0.038	
486	MD-30	6:20	9:25	MD30080207	8/2/2007	6:20	2491 RR	185	3013	557	<	0.010	0.018	<	100	180	0.010	
487	MD-31	6:23	9:30	MD31080207	8/2/2007	6:23	2523 RR	187	2952	552	<	0.010	0.019	<	100	180	0.010	
488	MD-32	6:27	9:15	MD32080207	8/2/2007	6:27	2482 RR	168	2897	487	<	0.010	0.021	<	100	200	0.010	
489	MD-33	6:35	9:28	MD33080207	8/2/2007	6:35	2507 RR	173	3264	565	<	0.010	0.018	<	100	180	0.010	
490	MD-20	7:03	14:32	MD20080207	8/2/2007	7:03	2508 RR	449	3002	1348	<	0.010	0.0076		100	76	0.010	2007080247
491	MD-21	5:46	14:40	MD21080207	8/2/2007	5:46	2529 RR	534	2983	1593		0.012	0.0073		130	80	0.009	Receipt 8/8/07 Cr6
492	MD-22	7:05	14:30	MD22080207	8/2/2007	7:05	2480 RR	445	3058	1361	<	0.010	0.0076	<	100	73	0.010	Anal8/14/07 Part
493	MD-23	7:07	14:35	MD23080207	8/2/2007	7:07	2503 RR	448	3003	1345	<	0.010	0.0076	<	100	74	0.010	Anal 8/10/07
494	HSO	7:00	14:35	HS080207	8/2/2007	7:00	2502 RR	455	3022	1375	<	0.010	0.0075	<	100	73	0.010	
495	CMT	7:00	14:35	CM080207	8/2/2007	7:00	2520 RR	455	3008	1369		0.011	0.0077	<	100	73	0.011	
496	FB-Field Blank	0:00	0:00	FB080607	8/6/2007	0:00	2501 RR	0	0									
497	TB-Trip Blank	0:00	0:00	TB080607	8/6/2007	0:00	2695 RR	0	0									
498	MD-20	6:55	15:30	MD20080707	8/7/2007	6:55	2513 RR	515	3030	1560	<	0.010	0.0066	<	100	64	0.010	
499	MD-21	6:37	15:35	MD21080707	8/7/2007	6:37	2512 RR	538	2984	1605		0.011	0.0070		120	77	0.009	
500	MD-22	6:58	15:29	MD22080707	8/7/2007	6:58	2528 RR	511	3073	1570	<	0.010	0.0065	<	100	64	0.010	2007080345
501	MD-23	7:00	15:27	MD23080707	8/7/2007	7:00	2511 RR	507	3029	1535	<	0.010	0.0067		110	74	0.009	Receipt 8/10/07
502	HSO	6:50	15:30	HS080707	8/7/2007	6:50	2679 RR	520	3022	1571	<	0.010	0.0065		100	65	0.010	Cr6 Anal 8/16/07
503	CMT	6:50	15:30	CM080707	8/7/2007	6:50	2693 RR	520	3081	1602		0.012	0.0072	<	100	62	0.012	Part Anal 8/14/07
504	FB-Field Blank	0:00	0:00	FB080907	8/9/2007	0:00	2522 RR	0	0									
505	TB-Trip Blank	0:00	0:00	TB080907	8/9/2007	0:00	2300 RP	0	0			0.016	not used					
506	MD-20	7:30	15:20	MD20080907	8/9/2007	7:30	131 RL	470	3056	1436	<	0.010	0.0071	<	100	70	0.010	
507	MD-21	8:34	15:25	MD21080907	8/9/2007	8:34	127 RL	411	3004	1235		0.018	0.015		130	100	0.014	
508	MD-22	7:33	15:28	MD22080907	8/9/2007	7:33	134 RL	475	3085	1465		0.021	0.014	<	100	68	0.021	2007080435
509	MD-23	7:34	15:29	MD23080907	8/9/2007	7:34	136 RL	475	3043	1445		0.020	0.014		110	79	0.018	Receipt 8/14/07
510	HSO	7:29	15:32	HS080907	8/9/2007	7:29	137 RL	483	3024	1460		0.031	0.022	<	100	68	0.031	Cr6 Anal 8/21/07
511	CMT	7:29	15:31	CM080907	8/9/2007	7:29	146 RL	482	3086	1487		0.059	0.039		180	120	0.033	Part Anal 8/15/07
512	FB-Field Blank	0:00	0:00	FB081307	8/13/2007	0:00	140 RL	0	0			0.034						
513	TB-Trip Blank	0:00	0:00	TB081307	8/13/2007	0:00	2425 RR	0	0			0.010						
514	MD-20	6:50	15:55	MD20081407	8/14/2007	6:50	2416 RR	545	3073	1675	<	0.010	0.0061	<	100	60	0.010	
515	MD-21	6:50	15:54	MD21081407	8/14/2007	6:50	2429 RR	544	3018	1642	<	0.010	0.0063	<	100	61	0.010	
516	MD-22	7:00	15:53	MD22081407	8/14/2007	7:00	2430 RR	533	3093	1648		0.013	0.0080	<	100	61	0.013	2007080591
517	MD-23	7:05	15:52	MD23081407	8/14/2007	7:05	2431 RR	527	3047	1606	<	0.010	0.0064	<	100	62	0.010	Receipt 8/17/07
518	HSO	6:55	15:53	HS081407	8/14/2007	6:55	2432 RR	538	3045	1638		0.030	0.018	<	100	61	0.030	Cr6 Anal 8/23/07
519	CMT	6:55	15:50	CM081407	8/14/2007	6:55	2433 RR	535	3094	1655		0.013	0.0076		170	100	0.008	Part Anal 8/20/07
520	FB-Field Blank	0:00	0:00	FB081607	8/16/2007	0:00	2404 RR	0	0									
521	TB-Trip Blank	0:00	0:00	TB081607	8/16/2007	0:00	2451 RR	0	0									
522	MD-20	7:07	15:30	MD20081607	8/16/2007	7:07	2417 RR	503	3066	1542	<	0.010	0.0067		190	120	0.005	
523	MD-21	6:50	15:40	MD21081607	8/16/2007	6:50	2419 RR	530	3022	1601	<	0.010	0.0064		110	70	0.009	
524	MD-22	7:08	15:33	MD22081607	8/16/2007	7:08	2420 RR	505	3075	1553	<	0.010	0.0066	<	100	64	0.010	2007080661
525	MD-23	7:05	15:40	MD23081607	8/16/2007	7:05	2436 RR	515	3014	1552	<	0.010	0.0066	<	100	64	0.010	Receipt 8/21/07
526	HSO	7:05	15:45	HS081607	8/16/2007	7:05	2437 RR	520	3033	1577	<	0.010	0.0065	<	100	63	0.010	Cr6 Anal 8/27/07
527	CMT	7:05	15:45	CM081607	8/16/2007	7:05	2439 RR	520	3082	1603		0.024	0.015		180	110	0.013	Part Anal 8/23/07
528	FB-Field Blank	0:00	0:00	FB082007	8/20/2007	0:00	2308 RR	0	0									
529	TB-Trip Blank	0:00	0:00	TB082007	8/20/2007	0:00	2311 RR	0	0									
530	MD-20	7:00	14:00	MD20082307	8/23/2007	7:00	2186 RR	420	3046	1279	<	0.010	0.0080	<	100	78	0.010	
531	MD-21	6:50	14:00	MD21082307	8/23/2007	6:50	2187 RR	430	3041	1308	<	0.010	0.0078	<	100	76	0.010	
532	MD-22	7:03	14:05	MD22082307	8/23/2007	7:03	2199 RR	422	3055	1289	<	0.010	0.0079	<	100	78	0.010	2007080879
533	MD-23	7:05	14:10	MD23082307	8/23/2007	7:05	2241 RR	425	2981	1267	<	0.010	0.0081	<	100	79	0.010	Receipt 8/28/07
534	HSO	7:00	14:30	HS082307	8/23/2007	7:00	2314 RR	450	2996	1348	<	0.010	0.0076		110	80	0.009	Cr6 Anal 9/4/07
535	CMT	7:00	14:30	CM082307	8/23/2007	7:00	2317 RR	450	3056	1375	<	0.010	0.0075	<	100	73	0.010	Part Anal 8/30/07
536	FB-Field Blank	0:00	0:00	FB082707	8/27/2007	0:00	2303 RR	0	0									

Honeywell

Sample Identification											Results							
Location ID		Start Time	End Time	Field Sample ID	Sample Date	Sample Time	Filter #	Sampling Time (Min)	Avg Flow Rate (mlPM)	Total Volume (L)	Hexavalent Chromium (ug)		(ug/m3)	Total Particulate (ug)		(ug/m3)	% Cr6	LWO #
537	TB-Trip Blank	0:00	0:00	TB082707	8/27/2007	0:00	2460 RR	0	0									
538	MD-20	6:50	16:27	MD20082807	8/28/2007	6:50	2198 RR	577	3073	1773	<	0.010	0.0058		110	60	0.009	
539	MD-21	5:47	16:39	MD21082807	8/28/2007	5:47	2315 RR	652	3059	1994	<	0.010	0.0051		110	55	0.009	
540	MD-22	6:35	16:25	MD22082807	8/28/2007	6:35	2239 RR	590	3081	1818	<	0.010	0.0056	<	100	55	0.010	2007090006
541	MD-23	7:00	16:23	MD23082807	8/28/2007	7:00	2235 RR	563	3007	1693	<	0.010	0.0061		110	63	0.009	Receipt 9/4/07 Cr6
542	HSO	6:50	16:30	HS082807	8/28/2007	6:50	2242 RR	580	3002	1741		0.035	0.020		120	71	0.029	Anal 9/12/07 Part
543	CMT	6:50	15:45	CM082807	8/28/2007	6:50	2236 RR	535	3057	1636	<	0.010	0.0063	<	100	61	0.010	Anal 9/7/07
544	FB-Field Blank	0:00	0:00	FB083007	8/30/2007	0:00	951 RR	0	0									
545	TB-Trip Blank	0:00	0:00	TB083007	8/30/2007	0:00	958 RR	0	0									
546	MD-20	7:00	17:00	MD20083007	8/30/2007	7:00	2191 RR	600	3060	1836	<	0.010	0.0055		180	96	0.006	
547	MD-21	6:11	17:15	MD21083007	8/30/2007	6:11	2179 RR	664	3034	2015	<	0.010	0.0051		160	78	0.006	
548	MD-22	7:03	17:05	MD22083007	8/30/2007	7:03	2188 RR	602	3103	1868	<	0.010	0.0055		140	74	0.007	2007090080
549	MD-23	7:05	17:07	MD23083007	8/30/2007	7:05	2194 RR	602	3029	1824	<	0.010	0.0056		130	71	0.008	Receipt 9/6/07 Cr6
550	HSO	6:50	17:00	HS083007	8/30/2007	6:50	2173 RR	610	3001	1831	<	0.010	0.0056		230	130	0.004	Anal 9/13/07 Part
551	CMT	7:00	17:30	CM083007	8/30/2007	7:00	2176 RR	630	3061	1928		0.022	0.012		330	170	0.007	Anal 9/10/07
552	FB-Field Blank	0:00	0:00	FB090407	9/4/2007	0:00	907 RR	0	0									
553	TB-Trip Blank	0:00	0:00	TB090407	9/4/2007	0:00	908 RR	0	0									
554	MD-20	6:59	15:05	MD20090407	9/4/2007	6:59	965 RR	486	2990	1453		0.026	0.018	<	100	69	0.026	
555	MD-21	6:34	15:00	MD21090407	9/4/2007	6:34	968 RR	506	3025	1531	<	0.010	0.0067		110	69	0.009	
556	MD-22	7:02	14:55	MD22090407	9/4/2007	7:02	970 RR	473	3053	1444	<	0.010	0.0071	<	100	69	0.010	2007090130
557	MD-23	7:04	15:00	MD23090407	9/4/2007	7:04	971 RR	476	3075	1464	<	0.010	0.007	<	100	68	0.010	Receipt 9/7/07 Cr6
558	HSO	7:00	15:10	HS090407	9/4/2007	7:00	964 RR	490	2991	1465		0.028	0.019	<	100	68	0.028	Anal 9/13/07 Part
559	CMT	7:00	15:10	CM090407	9/4/2007	7:00	967 RR	490	3064	1501		0.015	0.0098	<	100	67	0.015	Anal 9/11/07
560	FB-Field Blank	0:00	0:00	FB090607	9/6/2007	0:00	933 RR	0	0									
561	TB-Trip Blank	0:00	0:00	TB090607	9/6/2007	0:00	934 RR	0	0									
562	MD-20	7:03	15:16	MD20090607	9/6/2007	7:03	923 RR	493	3000	1479		0.033	0.023		160	100	0.021	
563	MD-21	6:28	15:35	MD21090607	9/6/2007	6:28	924 RR	547	3014	1649	<	0.010	0.0061	<	100	61	0.010	
564	MD-22	7:05	15:15	MD22090607	9/6/2007	7:05	925 RR	490	3048	1493		0.180	0.12		690	460	0.026	
565	MD-23	7:07	15:10	MD23090607	9/6/2007	7:07	926 RR	483	3073	1484	<	0.010	0.0068	<	100	67	0.010	
566	HSO	7:00	15:35	HS090607	9/6/2007	7:00	927 RR	515	3025	1558	<	0.010	0.0065	<	100	64	0.010	2007090247
567	CMT	7:00	15:35	CM090607	9/6/2007	7:00	928 RR	515	3037	1564		0.020	0.014	<	100	64	0.020	Receipt 9/12/07
568	MD-30	6:55	15:15	MD30090607	9/6/2007	6:55	929 RR	500	3018	1509	<	0.010	0.0067	<	100	66	0.010	Cr6 Anal 9/17/07
569	MD-31	6:52	15:12	MD31090607	9/6/2007	6:52	930 RR	500	3008	1504	<	0.010	0.0067	<	100	66	0.010	Part Anal 9/13/07
570	MD-33	6:50	15:09	MD33090607	9/6/2007	6:50	938 RR	499	2928	1461	<	0.010	0.0069	<	100	68	0.010	
571	FB-Field Blank	0:00	0:00	FB091007	9/10/2007	0:00	1351 RR	0	0									
572	TB-Trip Blank	0:00	0:00	TB091007	9/10/2007	0:00	1350 RR	0	0									
573	MD-20	6:42	15:52	MD20091107	9/11/2007	6:42	1026 RR	550	3072	1690	<	0.010	0.0060	<	100	59	0.010	
574	MD-21	5:44	16:05	MD21091107	9/11/2007	5:44	1027 RR	621	3035	1885	<	0.010	0.0054	<	100	53	0.010	
575	MD-22	6:43	15:50	MD22091107	9/11/2007	6:43	1028 RR	547	3126	1710	<	0.010	0.0059	<	100	58	0.010	2007090385
576	MD-23	6:10	15:45	MD23091107	9/11/2007	6:10	1029 RR	575	3056	1757	<	0.010	0.0057	<	100	57	0.010	Receipt 9/17/07
577	HSO	6:40	16:00	HS091107	9/11/2007	6:40	1024 RR	560	3021	1692	<	0.010	0.0060	<	100	59	0.010	Cr6 Anal 9/20/07
578	CMT	6:40	16:00	CM091107	9/11/2007	6:40	1030 RR	560	3026	1695	<	0.010	0.0060	<	100	59	0.010	Part Anal 9/18/07
579	FB-Field Blank	0:00	0:00	FB091307	9/13/2007	0:00	1001 RR	0	0									
580	TB-Trip Blank	0:00	0:00	TB091307	9/13/2007	0:00	1002 RR	0	0									
581	MD-20	6:45	15:05	MD20091307	9/13/2007	6:45	1045 RR	500	3096	1548	<	0.010	0.0066	<	100	65	0.010	
582	MD-21	5:43	14:53	MD21091307	9/13/2007	5:43	1046 RR	550	3065	1686	<	0.010	0.0060	<	100	59	0.010	
583	MD-22	6:46	14:51	MD22091307	9/13/2007	6:46	1047 RR	485	3158	1531		0.058	0.038		180	120	0.032	2007090427
584	MD-23	5:49	14:49	MD23091307	9/13/2007	5:49	1048 RR	540	3066	1655	<	0.010	0.0061	<	100	60	0.010	Receipt 9/18/07
585	HSO	6:40	15:15	HS091307	9/13/2007	6:40	1049 RR	515	2983	1536		0.067	0.044	<	100	65	0.067	Cr6 Anal 9/25/07
586	CMT	6:40	15:15	CM091307	9/13/2007	6:40	1000 RR	515	3081	1587		0.012	0.0075	<	100	63	0.012	Part Anal 9/19/07
587	FB-Field Blank	0:00	0:00	FB091707	9/17/2007	0:00	1017 RR	0	0									
588	TB-Trip Blank	0:00	0:00	TB091707	9/17/2007	0:00	1018 RR	0	0									
589	MD-20	6:42	15:03	MD20091807	9/18/2007	6:42	1019 RR	501	3096	1551	<	0.010	0.0065	<	100	64	0.010	
590	MD-21	5:40	15:05	MD21091807	9/18/2007	5:40	1020 RR	565	3062	1730	<	0.010	0.0059	<	100	58	0.010	

Honeywell

Sample Identification											Results							
Location ID		Start Time	End Time	Field Sample ID	Sample Date	Sample Time	Filter #	Sampling Time (Min)	Avg Flow Rate (mlPM)	Total Volume (L)	Hexavalent Chromium (ug)		(ug/m3)	Total Particulate (ug/m3)		(ug)	% Cr6	LWO #
591	MD-22	6:44	15:00	MD22091807	9/18/2007	6:44	1021 RR	496	3157	1566	<	0.010	0.0065	<	100	64	0.010	2007090592 Receipt 9/21/07 Cr6 Anal 9/27/07 Part Anal 9/25/07
592	MD-23	5:43	15:18	MD23091807	9/18/2007	5:43	1022 RR	575	3055	1756	<	0.010	0.0058	<	100	57	0.010	
593	HSO	6:40	15:23	HS091807	9/18/2007	6:40	1023 RR	523	3014	1576		0.037	0.023		150	96	0.025	
594	CMT	6:40	15:22	CM091807	9/18/2007	6:40	1025 RR	522	3110	1623	<	0.010	0.0062	<	100	62	0.010	
595	MD-30	6:15	15:05	MD30091807	9/18/2007	6:15	977 RR	530	3018	1600	<	0.010	0.0063	<	100	63	0.010	
596	MD-31	5:52	15:15	MD31091807	9/18/2007	5:52	978 RR	563	3052	1718	<	0.010	0.0059	<	100	58	0.010	
597	MD-33	5:51	15:10	MD33091807	9/18/2007	5:51	979 RR	559	2958	1654	<	0.010	0.0061	<	100	60	0.010	
598	FB-Field Blank	0:00	0:00	FB092007	9/20/2007	0:00	298 RR	0	0									
599	TB-Trip Blank	0:00	0:00	TB092007	9/20/2007	0:00	299 RR	0	0									
600	MD-20	6:45	15:07	MD20092007	9/20/2007	6:45	316 RR	502	3078	1545	<	0.010	0.0065	<	100	65	0.010	2007090698 Receipt 9/25/07 Cr6 Anal 10/2/07 Part Anal 9/27/07
601	MD-21	5:40	15:20	MD21092007	9/20/2007	5:40	317 RR	580	3049	1768	<	0.010	0.0057	<	100	57	0.010	
602	MD-22	6:47	15:05	MD22092007	9/20/2007	6:47	318 RR	498	3094	1541	<	0.010	0.0066	<	100	65	0.010	
603	MD-23	5:43	15:15	MD23092007	9/20/2007	5:43	319 RR	572	3091	1768	<	0.010	0.0057	<	100	57	0.010	
604	HSO	6:41	15:25	HS092007	9/20/2007	6:41	976 RR	524	3042	1594		0.099	0.062		240	150	0.041	
605	CMT	6:41	15:25	CM092007	9/20/2007	6:41	297 RR	524	3103	1626		0.031	0.019	<	100	62	0.031	
606	MD-30	6:10	15:00	MD30092007	9/20/2007	6:10	326 RR	530	3024	1603	<	0.010	0.0063		110	66	0.009	
607	MD-31	5:50	15:05	MD31092007	9/20/2007	5:50	327 RR	555	3054	1695	<	0.010	0.0060	<	100	59	0.010	
608	MD-33	5:48	15:07	MD33092007	9/20/2007	5:48	328 RR	559	2946	1647	<	0.010	0.0061	<	100	61	0.010	
609	FB-Field Blank	0:00	0:00	FB092407	9/24/2007	0:00	336 RR	0	0									
610	TB-Trip Blank	0:00	0:00	TB092407	9/24/2007	0:00	338 RR	0	0									
611	MD-20	7:10	15:40	MD20092507	9/25/2007	7:10	322 RR	510	3052	1557	<	0.010	0.021	<	100	200	0.010	2007100013 Receipt 10/1/07 Cr6 Anal 10/4/07 Part Anal 10/2/07
612	MD-21	6:40	16:10	MD21092507	9/25/2007	6:40	323 RR	570	3030	1727	<	0.010	0.0058	<	100	58	0.010	
613	MD-22	7:12	15:42	MD22092507	9/25/2007	7:12	331 RR	510	3061	1561	<	0.010	0.0065	<	100	64	0.010	
614	MD-23	7:15	15:38	MD23092507	9/25/2007	7:15	332 RR	503	3078	1548	<	0.010	0.0065	<	100	65	0.010	
615	HSO	7:05	15:45	HS092507	9/25/2007	7:05	333 RR	520	3037	1579		0.110	0.072		200	120	0.055	
616	CMT	7:05	15:00	CM092507	9/25/2007	7:05	339 RR	475	3072	1459		0.030	0.021	<	100	69	0.030	
617	MD-30	7:00	14:15	MD30092507	9/25/2007	7:00	340 RR	435	3038	1322	<	0.010	0.0076		130	100	0.008	
618	MD-31	6:55	14:12	MD31092507	9/25/2007	6:55	341 RR	437	2994	1308	<	0.010	0.0077	<	100	76	0.010	
619	MD-33	6:55	14:10	MD33092507	9/25/2007	6:55	351 RR	435	2891	1258	<	0.010	0.008	<	100	80	0.010	
620	FB-Field Blank	0:00	0:00	FB092707	9/27/2007	0:00	352 RR	0	0									
621	TB-Trip Blank	0:00	0:00	TB092707	9/27/2007	0:00	372 RR	0	0									
622	WWTP-1	11:36	19:37	WWP-092507	9/25/2007	11:36	368 RR	481	3027	1456		0.069	0.047		890	610	0.008	
623	MD-20	7:05	14:45	MD20092707	9/27/2007	7:05	334 RR	460	3066	1411		0.024	0.017		110	75	0.022	2007100096 Receipt 10/2/07 Cr6 Anal 10/5/07 Part Anal 10/3/07
624	MD-21	6:40	15:45	MD21092707	9/27/2007	6:40	335 RR	545	3033	1653	<	0.010	0.0061		110	67	0.009	
625	MD-22	7:08	14:47	MD22092707	9/27/2007	7:08	345 RR	459	3082	1415		0.017	0.012	<	100	71	0.017	
626	MD-23	7:10	14:50	MD23092707	9/27/2007	7:10	355 RR	460	2993	1377	<	0.010	0.0073		120	86	0.008	
627	HSO	7:00	14:55	HS092707	9/27/2007	7:00	359 RR	475	3008	1429		0.180	0.12		240	170	0.075	
628	CMT	7:00	14:55	CM092707	9/27/2007	7:00	362 RR	475	3045	1446		0.110	0.073		140	99	0.079	
629	MD-30	7:00	15:30	MD30092707	9/27/2007	7:00	365 RR	510	3061	1561		0.010	0.0065	<	100	64	0.010	
630	MD-31	6:55	15:32	MD31092707	9/27/2007	6:55	369 RR	517	3012	1557		0.019	0.012		120	77	0.016	
631	MD-33	6:50	15:35	MD33092707	9/27/2007	6:50	370 RR	525	2910	1528		0.014	0.0090	<	100	65	0.014	
632	Lab Blank	0:00	0:00	1113 RR	9/27/2007	0:00	352 RR	0	0			0.013						
633	Lab Blank	0:00	0:00	1124 RR	9/27/2007	0:00	372 RR	0	0			0.018						
634	MD-20	7:05	14:45	MD20100207	10/2/2007	7:05	2306 RS	460	3056	1406		0.021	0.015	<	100	71	0.021	2007090130 Receipt 9/7/07 Cr6 Anal 9/13/07 Part Anal 9/11/07
635	MD-21	6:40	15:45	MD21100207	10/2/2007	6:40	2307 RS	545	3060	1668		0.021	0.013		130	77	0.016	
636	MD-22	7:08	14:47	MD22100207	10/2/2007	7:08	2308 RS	459	3111	1428		0.019	0.013	<	100	70	0.019	
637	MD-23	7:10	14:50	MD23100207	10/2/2007	7:10	2309 RS	460	3007	1383		0.013	0.0093	<	100	72	0.013	
638	HSO	7:00	14:55	HS100207	10/2/2007	7:00	2301 RS	475	3008	1429		0.190	0.13		190	140	0.100	
639	CMT	7:00	14:55	CM100207	10/2/2007	7:00	2313 RS	475	3081	1463		0.150	0.10		180	130	0.083	
640	MD-30	7:00	15:30	MD30100207	10/2/2007	7:00	2320 RS	510	3108	1585	<	0.010	0.0064	<	100	63	0.010	
641	MD-31	6:55	15:32	MD31100207	10/2/2007	6:55	2321RS	517	3095	1600		0.011	0.0068	<	100	62	0.011	
642	MD-33	6:42	11:15	MD33100207	10/2/2007	6:42	2322 RS	1713	2939	5035		0.011	0.0022		180	36	0.006	
643	FB-Field Blank	0:00	0:00	FB100407	10/4/2007	0:00	2264 RS	0	0									
644	TB-Trip Blank	0:00	0:00	TB100407	10/4/2007	0:00	2318 RS	0	0									

Sample Identification											Results							
Location ID		Start Time	End Time	Field Sample ID	Sample Date	Sample Time	Filter #	Sampling Time (Min)	Avg Flow Rate (mlPM)	Total Volume (L)	Hexavalent Chromium (ug)		(ug/m3)	Total Particulate (ug)		(ug/m3)	% Cr6	LWO #
645	MD-20	6:55	15:16	MD20100407	10/4/2007	6:55	2334 RS	501	3042	1524		0.043	0.028	<	100	66	0.043	
646	MD-21	6:15	16:15	MD21100407	10/4/2007	6:15	2335 RS	600	3053	1832	<	0.010	0.0055		100	55	0.010	
647	MD-22	7:00	15:12	MD22100407	10/4/2007	7:00	2336 RS	492	3138	1544		0.023	0.015	<	100	65	0.023	
648	MD-23	7:05	15:11	MD23100407	10/4/2007	7:05	2337 RS	486	3037	1476		0.066	0.045	<	100	68	0.066	2007100355
649	HSO	6:55	15:38	HS100407	10/4/2007	6:55	2265 RS	523	3036	1588		0.019	0.012	<	100	63	0.019	Receipt 10/9/07
650	CMT	6:55	15:40	CM100407	10/4/2007	6:55	2266 RS	525	3036	1594	<	0.010	0.0063	<	100	63	0.010	Cr6 Anal 10/12/07
651	MD-30	6:50	16:34	MD30100407	10/4/2007	6:50	2329 RS	584	3124	1824		0.016	0.0089		110	61	0.015	Part Anal 10/10/07
652	MD-33	6:43	16:29	MD33100407	10/4/2007	6:43	2331 RS	586	2956	1732	<	0.010	0.0058	<	100	58	0.010	
653	FB-Field Blank	0:00	0:00	FB100807	10/8/2007	0:00	2345 RS	0	0									
654	TB-Trip Blank	0:00	0:00	TB100807	10/8/2007	0:00	2341 RS	0	0									
655	MD-20	7:00	15:32	MD20100907	10/9/2007	7:00	2421 RS	512	3091	1583		0.037	0.023		120	75	0.031	
656	MD-21	6:25	16:51	MD21100907	10/9/2007	6:25	2403 RS	626	3062	1917	<	0.010	0.0052		130	66	0.008	
657	MD-22	7:03	15:26	MD22100907	10/9/2007	7:03	2412 RS	503	3147	1583		0.071	0.045		120	75	0.059	
658	MD-23	7:05	15:23	MD23100907	10/9/2007	7:05	2395 RS	498	3042	1515	<	0.028	0.019	<	100	66	0.028	2007100489
659	HSO	6:55	15:53	HS100907	10/9/2007	6:55	2387 RS	538	3014	1622		0.250	0.16		250	150	0.100	Receipt 10/15/07
660	CMT	6:55	15:46	CM100907	10/9/2007	6:55	2346 RS	531	3019	1603		0.270	0.17		230	140	0.117	Cr6 Anal 10/18/07
661	MD-30	6:52	17:07	MD30100907	10/9/2007	6:52	2343 RS	615	3151	1938		0.016	0.008	<	100	52	0.016	Part Anal 10/16/07
662	MD-31	6:50	17:02	MD31100907	10/9/2007	6:50	2348 RS	612	3110	1903		0.023	0.012		120	61	0.019	
663	MD-33	6:46	14:55	MD33100907	10/9/2007	6:46	2325 RS	489	3026	1480		0.029	0.02		130	86	0.022	
664	FB-Field Blank	0:00	0:00	FB101107	10/11/2007	0:00	2162 RS	0	0			0.011	BL					
665	TB-Trip Blank	0:00	0:00	TB101107	10/11/2007	0:00	2424 RS	0	0									
666	MD-20	7:02	15:05	MD20101107	10/11/2007	7:02	2258 RS	483	3093	1494	<	0.010	0.0067	<	100	67	0.010	
667	MD-21	6:41	15:30	MD21101107	10/11/2007	6:41	2152 RS	529	3103	1641		0.015	0.0093	<	100	61	0.015	
668	MD-22	7:05	15:22	MD22101107	10/11/2007	7:05	2257 RS	497	3154	1568		0.020	0.012	<	100	64	0.020	
669	MD-23	7:07	15:20	MD23101107	10/11/2007	7:07	2371 RS	493	3057	1507	<	0.010	0.0067	<	100	66	0.010	
670	HSO	7:00	15:25	HS101107	10/11/2007	7:00	2380 RS	505	2984	1507		0.025	0.016	<	100	66	0.025	2007100571
671	CMT	7:00	14:25	CM101107	10/11/2007	7:00	2379 RS	445	3069	1365		0.019	0.014	<	100	73	0.019	Receipt 10/16/07
672	MD-30	6:56	15:46	MD30101107	10/11/2007	6:56	2369 RS	530	3175	1683	<	0.010	0.006	<	100	59	0.010	Cr6 Anal 10/19/07
673	MD-31	6:51	15:52	MD31101107	10/11/2007	6:51	2354 RS	541	3024	1636		0.032	0.02	<	100	61	0.032	Part Anal 10/17/07
674	MD-33	6:47	15:50	MD33101107	10/11/2007	6:47	2388 RS	543	3093	1679	<	0.010	0.006	<	100	60	0.010	
675	FB-Field Blank	0:00	0:00	FB101507	10/15/2007	0:00	2251 RS	0	0									
676	TB-Trip Blank	0:00	0:00	TB101507	10/15/2007	0:00	2232 RS	0	0									
677	MD-20	7:05	15:09	MD20101607	10/16/2007	7:05	2174 RS	484	3089	1495		0.025	0.017	<	100	67	0.025	
678	MD-21	6:23	15:03	MD21101607	10/16/2007	6:23	2233 RS	520	3103	1614		0.012	0.0076	<	100	62	0.012	
679	MD-22	7:08	15:05	MD22101607	10/16/2007	7:08	2250 RS	477	3161	1508	<	0.010	0.0067	<	100	66	0.010	2007100709
680	MD-23	7:10	15:01	MD23101607	10/16/2007	7:10	2173 RS	471	3051	1437	<	0.010	0.007	<	100	70	0.010	Receipt 10/19/07
681	HSO	7:00	14:57	HS101607	10/16/2007	7:00	2245 RS	477	3020	1441		0.043	0.03	<	100	69	0.043	Cr6 Anal 10/25/07
682	CMT	7:00	14:55	CM101607	10/16/2007	7:00	2234 RS	475	3091	1468		0.019	0.013	<	100	68	0.019	Part Anal 10/22/07
683	FB-Field Blank	0:00	0:00	FB101807	10/18/2007	0:00	1764 RS	0	3175	1683								
684	TB-Trip Blank	0:00	0:00	TB101807	10/18/2007	0:00	1763 RS	0	3024	1636								
685	MD-20	7:03	15:20	MD20101807	10/18/2007	7:03	1756 RS	497	3087	1534		0.017	0.011		130	84	0.013	
686	MD-21	6:15	15:51	MD21101807	10/18/2007	6:15	1757 RS	576	3079	1774	<	0.010	0.0057	<	100	56	0.010	
687	MD-22	7:05	15:23	MD22101807	10/18/2007	7:05	1758 RS	498	3159	1573	<	0.010	0.0064	<	100	64	0.010	2007100778
688	MD-23	7:08	15:28	MD23101807	10/18/2007	7:08	1759 RS	500	3023	1512	<	0.010	0.0067	<	100	66	0.010	Receipt 10/23/07
689	HSO	7:00	15:30	HS101807	10/18/2007	7:00	1760 RS	510	3044	1552		0.043	0.027	<	100	64	0.043	Cr6 Anal 10/26/07
690	CMT	7:00	15:32	CM101807	10/18/2007	7:00	1761 RS	512	3111	1593		0.028	0.018		110	68	0.025	Part Anal 10/24/07
691	FB-Field Blank	0:00	0:00	FB102207	10/22/2007	0:00	1787 RS	0	0	1683								
692	TB-Trip Blank	0:00	0:00	TB102207	10/22/2007	0:00	1788 RS	0	0	1636								
693	MD-20	6:50	15:15	MD20102307	10/23/2007	6:50	1789 RS	505	3080	1555		0.042	0.027	<	100	64	0.042	
694	MD-21	5:55	15:40	MD21102307	10/23/2007	5:55	1790 RS	585	3047	1783		0.028	0.016	<	100	56	0.028	
695	MD-22	6:53	15:13	MD22102307	10/23/2007	6:53	1791 RS	500	3143	1571		0.014	0.0088	<	100	64	0.014	
696	MD-23	6:54	15:15	MD23102307	10/23/2007	6:54	1792 RS	501	3015	1511		0.021	0.014	<	100	66	0.021	
697	HSO	6:43	15:20	HS102307	10/23/2007	6:43	1793 RS	517	3031	1567		0.180	0.11		310	200	0.058	2007100996
698	CMT	6:43	15:20	CM102307	10/23/2007	6:43	1794 RS	517	3105	1605		0.160	0.10		300	190	0.053	Receipt 10/29/07

Honeywell

Sample Identification											Results							
Location ID		Start Time	End Time	Field Sample ID	Sample Date	Sample Time	Filter #	Sampling Time (Min)	Avg Flow Rate (mlPM)	Total Volume (L)	Hexavalent Chromium (ug)		(ug/m3)	Total Particulate (ug)		(ug/m3)	% Cr6	LWO #
699	MD-30	6:25	16:00	MD30102307	10/23/2007	6:25	1795 RS	575	2973	1709	<	0.010	0.0059		170	99	0.006	Cr6 Anal 11/13/07 Part Anal 10/30/07
700	MD-31	6:22	16:05	MD31102307	10/23/2007	6:22	1796 RS	583	2968	1730	<	0.010	0.0058	<	100	58	0.010	
701	MD-33	6:20	16:08	MD33102307	10/23/2007	6:20	1797 RS	588	3191	1876	<	0.010	0.0054	<	100	53	0.010	
702	FB-Field Blank	0:00	0:00	FB102507	10/25/2007	0:00	1821 RS	0	0									
703	TB-Trip Blank	0:00	0:00	TB102507	10/25/2007	0:00	1822 RS	0	0									
704	MD-20	6:52	15:20	MD20102507	10/25/2007	6:52	1812 RS	508	3080	1565		0.016	0.01	<	100	64	0.016	2007101069 Receipt 10/30/07 Cr6 Anal 11/5/07 Part Anal 11/1/07
705	MD-21	5:59	15:57	MD21102507	10/25/2007	5:59	1813 RS	598	3075	1839	<	0.010	0.0055	<	100	54	0.010	
706	MD-22	6:53	15:25	MD22102507	10/25/2007	6:53	1814 RS	512	3118	1597	<	0.010	0.0063	<	100	63	0.010	
707	MD-23	6:18	15:30	MD23102507	10/25/2007	6:18	1815 RS	552	3064	1691	<	0.010	0.0059	<	100	59	0.010	
708	HSO	6:45	15:17	HS102507	10/25/2007	6:45	1816 RS	512	3001	1537		0.032	0.021	<	100	65	0.032	
709	CMT	6:45	15:18	CM102507	10/25/2007	6:45	1817 RS	513	3074	1577		0.014	0.0089	<	100	63	0.014	
710	MD-30	6:24	15:06	MD30102507	10/25/2007	6:24	1818 RS	522	2943	1536		0.013	0.0083	<	100	65	0.013	
711	MD-31	6:22	15:03	MD31102507	10/25/2007	6:22	1819 RS	521	3114	1622	<	0.010	0.0062	<	100	62	0.010	
712	MD-33	6:21	15:00	MD33102507	10/25/2007	6:21	1820 RS	519	3080	1598	<	0.010	0.0063	<	100	63	0.010	
713	FB-Field Blank	0:00	0:00	FB102907	10/29/2007	0:00	1830 RS	0	0									
714	TB-Trip Blank	0:00	0:00	TB102907	10/29/2007	0:00	2115 RS	0	0			0.014	Blank					
715	MD-20	6:51	15:15	MD20103007	10/30/2007	6:51	1985 RS	504	3059	1542		0.042	0.027		120	77	0.035	2007110111 Receipt 11/2/07 Cr6 Anal 11/9/07 Part Anal 11/5/07
716	MD-21	6:02	15:20	MD21103007	10/30/2007	6:02	1986 RS	558	3132	1748	<	0.010	0.0058	<	100	57	0.010	
717	MD-22	6:52	15:12	MD22103007	10/30/2007	6:52	1987 RS	500	3144	1572	<	0.010	0.0064		100	64	0.010	
718	MD-23	6:11	15:10	MD23103007	10/30/2007	6:11	1988 RS	539	3090	1666	<	0.010	0.006	<	100	60	0.010	
719	HSO	6:49	15:25	HS103007	10/30/2007	6:49	1989 RS	516	3047	1572		0.026	0.017		100	64	0.026	
720	CMT	6:49	15:25	CM103007	10/30/2007	6:49	1992 RS	516	3052	1575		0.020	0.013		120	75	0.017	
721	MD-30	6:20	15:15	MD30103007	10/30/2007	6:20	1993 RS	535	2919	1562	<	0.010	0.0064	<	100	64	0.010	
722	MD-31	6:15	15:20	MD31103007	10/30/2007	6:15	1994 RS	545	3145	1714	<	0.010	0.0059	<	100	58	0.010	
723	MD-33	6:13	15:25	MD33103007	10/30/2007	6:13	1995 RS	552	3098	1710	<	0.010	0.0059		100	58	0.010	
724	FB-Field Blank	0:00	0:00	FB110107	11/1/2007	0:00	2094 RS	0	0			0.027	Blank					
725	TB-Trip Blank	0:00	0:00	TB110107	11/1/2007	0:00	2093 RS	0	0			0.023	Blank					
726	MD-20	6:53	17:00	MD20110107	11/1/2007	6:53	2015 RS	607	3073	1865		0.027	0.014	<	100	54	0.027	2007110175 Receipt 11/6/07 Cr6 Anal 11/13/07 Part Anal 11/8/07
727	MD-21	6:08	17:15	MD21110107	11/1/2007	6:08	2016 RS	667	3151	2101	<	0.010	0.0048	<	100	48	0.010	
728	MD-22	6:54	17:05	MD22110107	11/1/2007	6:54	2018 RS	611	3166	1934	<	0.010	0.0052	<	100	52	0.010	
729	MD-23	6:26	17:12	MD23110107	11/1/2007	6:26	2019 RS	646	3106	2006		0.018	0.0092	<	100	50	0.018	
730	HSO	6:46	15:05	HS110107	11/1/2007	6:46	2088 RS	499	3086	1540	<	0.010	0.006	<	100	72	0.010	
731	CMT	6:46	15:05	CM110107	11/1/2007	6:46	2089 RS	499	3084	1539		0.033	0.021		110	72	0.030	
732	MD-30	6:32	15:05	MD30110107	11/1/2007	6:32	2090 RS	513	2963	1520	<	0.010	0.0066	<	100	66	0.010	
733	MD-31	6:30	15:00	MD31110107	11/1/2007	6:30	2091 RS	510	3120	1591	<	0.010	0.0063	<	100	63	0.010	
734	MD-33	6:29	14:55	MD33110107	11/1/2007	6:29	2092 RS	506	3144	1591	<	0.010	0.0063	<	100	63	0.010	
735	FB-Field Blank	0:00	0:00	FB110507	11/5/2007	0:00	2109 RS	0	0			0.014	Blank					
736	TB-Trip Blank	0:00	0:00	TB110507	11/5/2007	0:00	2110 RS	0	0			0.026	Blank					
737	MD-20	7:05	14:30	MD20110607	11/6/2007	7:05	1451 RS	445	3094	1377	<	0.010	0.0073	<	100	73	0.010	2007110330 Receipt 11/9/07 Cr6 Anal 11/16/07 Part Anal 11/13/07
738	MD-21	6:40	15:20	MD21110607	11/6/2007	6:40	1452 RS	520	3157	1642	<	0.010	0.0062	<	100	61	0.010	
739	MD-22	7:07	14:27	MD22110607	11/6/2007	7:07	1485 RS	440	3133	1378	<	0.010	0.0073	<	100	73	0.010	
740	MD-23	6:47	14:24	MD23110607	11/6/2007	6:47	1486 RS	457	3106	1420	<	0.010	0.0071	<	100	70	0.010	
741	HSO	7:00	14:35	HS110607	11/6/2007	7:00	1487 RS	455	3031	1379		0.027	0.02	<	100	73	0.027	
742	CMT	7:00	14:35	CM110607	11/6/2007	7:00	1488 RS	455	3083	1403		0.011	0.0081	<	100	71	0.011	
743	MD-30	6:55	14:32	MD30110607	11/6/2007	6:55	2102 RS	457	2932	1340	<	0.010	0.0075	<	100	75	0.010	
744	MD-31	6:57	14:25	MD31110607	11/6/2007	6:57	2103 RS	448	3166	1418	<	0.010	0.0071	<	100	71	0.010	
745	FB-Field Blank	0:00	0:00	FB110807	11/8/2007	0:00	1395 RS	0	0			0.018	Blank					
746	TB-Trip Blank	0:00	0:00	TB110807	11/8/2007	0:00	1412 RS	0	0			0.017	Blank					
747	MD-20	6:51	15:35	MD20110807	11/8/2007	6:51	1350 RS	524	3153	1652		0.022	0.013	<	100	61	0.022	2007110399 Receipt 11/13/07 Cr6 Anal 11/20/07
748	MD-21	6:14	15:45	MD21110807	11/8/2007	6:14	1450 RS	571	3174	1812	<	0.010	0.0056	<	100	55	0.010	
749	MD-22	6:53	15:33	MD22110807	11/8/2007	6:53	1467 RS	520	3172	1649	<	0.010	0.0061	<	100	61	0.010	
750	MD-23	6:26	15:30	MD23110807	11/8/2007	6:26	1360 RS	544	3121	1698	<	0.010	0.0060	<	100	59	0.010	
751	HSO	6:50	15:40	HS110807	11/8/2007	6:50	1377 RS	530	3024	1603		0.033	0.021	<	100	62	0.033	
752	CMT	6:50	15:40	CM110807	11/8/2007	6:50	1378 RS	530	3058	1621		0.030	0.018	<	100	62	0.030	

Honeywell

Sample Identification											Results							
Location ID		Start Time	End Time	Field Sample ID	Sample Date	Sample Time	Filter #	Sampling Time (Min)	Avg Flow Rate (mlPM)	Total Volume (L)	Hexavalent Chromium (ug)		(ug/m3)	Total Particulate (ug)		(ug/m3)	% Cr6	LWO #
753	MD-30	6:36	15:42	MD30110807	11/8/2007	6:36	1298 RS	546	2914	1591	<	0.010	0.0064	<	100	63	0.010	Cr6 Anal 11/20/07 Part Anal 11/16/07
754	MD-31	6:32	15:45	MD31110807	11/8/2007	6:32	1366 RS	553	3218	1779	<	0.010	0.0057	<	100	56	0.010	
755	MD-33	6:30	15:40	MD33110807	11/8/2007	6:30	1396 RS	550	3100	1705		0.010	0.0060	<	100	59	0.010	
756	FB-Field Blank	0:00	0:00	FB111207	11/12/2007	0:00	1448 RS	0	0									
757	TB-Trip Blank	0:00	0:00	TB111207	11/12/2007	0:00	1431 RS	0	0									
758	MD-20	7:00	15:40	MD20111307	11/13/2007	7:00	1224 RS	520	3149	1638	<	0.010	0.0062	<	100	61	0.010	2007110503 Receipt 11/16/07 Cr6 Anal 11/21/07 Part Anal 11/19/07
759	MD-21	6:40	15:45	MD21111307	11/13/2007	6:40	1429 RS	545	3154	1719	<	0.010	0.0059	<	100	58	0.010	
760	MD-23	6:45	15:30	MD23111307	11/13/2007	6:45	1340 RS	525	3142	1649	<	0.010	0.0062	<	100	61	0.010	
761	HSO	7:00	15:40	HS111307	11/13/2007	7:00	1373 RS	520	3022	1572		0.037	0.023		120	73	0.031	
762	CMT	7:00	15:40	CM111307	11/13/2007	7:00	1394 RS	520	3071	1597		0.210	0.13		160	100	0.131	
763	MD-30	6:55	16:24	MD30111307	11/13/2007	6:55	1479 RS	569	2861	1628	<	0.010	0.0061	<	100	60	0.010	
764	MD-31	6:52	16:17	MD31111307	11/13/2007	6:52	1481 RS	565	3199	1808	<	0.010	0.0056	<	100	55	0.010	
765	FB-Field Blank	0:00	0:00	FB111507	11/15/2007	0:00	2542 RS	0	0			0.021	Blank					
766	TB-Trip Blank	0:00	0:00	TB111507	11/15/2007	0:00	2661 RS	0	0			0.013	Blank					
767	MD-20	6:55	15:10	MD20111507	11/15/2007	6:55	1296 RS	495	3138	1553	<	0.010	0.0065	<	100	64	0.010	2007110562 Receipt 11/20/07 Cr6 Anal 11/27/07 Part Anal 11/21/07
768	MD-21	6:45	15:40	MD21111507	11/15/2007	6:45	1364 RS	535	3157	1689	<	0.010	0.006	<	100	59	0.010	
769	MD-22	6:57	15:07	MD22111507	11/15/2007	6:57	1393 RS	490	3185	1560	<	0.010	0.0065	<	100	64	0.010	
770	MD-23	6:50	15:05	MD23111507	11/15/2007	6:50	1428 RS	495	3145	1557	<	0.010	0.0065	<	100	64	0.010	
771	HSO	7:00	15:15	HS111507	11/15/2007	7:00	1484 RS	495	3000	1485		0.021	0.014	<	100	67	0.021	
772	CMT	7:00	15:15	CM111507	11/15/2007	7:00	2628 RS	495	3074	1522		0.027	0.018	<	100	66	0.027	
773	FB-Field Blank	0:00	0:00	FB111907	11/19/2007	0:00	2486 RS	0	0									
774	TB-Trip Blank	0:00	0:00	TB111907	11/19/2007	0:00	2489 RS	0	0									
775	MD-20	6:50	15:03	MD20112007	11/20/2007	6:50	2466 RS	493	3177	1566	<	0.010	0.0065	<	100	64	0.010	2007110684 Receipt 11/26/07 Cr6 Anal 11/29/07 Part Anal 11/27/07
776	MD-21	6:03	15:15	MD21112007	11/20/2007	6:03	2467 RS	552	3175	1753	<	0.010	0.0058	<	100	57	0.010	
777	MD-22	6:55	15:00	MD22112007	11/20/2007	6:55	2479 RS	485	3202	1553	<	0.010	0.0065	<	100	64	0.010	
778	MD-23	7:00	15:07	MD23112007	11/20/2007	7:00	2458 RS	487	3135	1527	<	0.010	0.0067	<	100	66	0.010	
779	HSO	6:45	15:20	HS112007	11/20/2007	6:45	2437 RS	515	3003	1547	<	0.010	0.0066	<	100	65	0.010	
780	CMT	6:45	15:20	CM112007	11/20/2007	6:45	2438 RS	515	3064	1578	<	0.010	0.0064	<	100	63	0.010	
781	FB-Field Blank	0:00	0:00	FB112607	11/26/2007	0:00	2449 RS	0	0									
782	TB-Trip Blank	0:00	0:00	TB112607	11/26/2007	0:00	2504 RS	0	0									
783	MD-20	6:55	15:07	MD20112707	11/27/2007	6:55	2435 RS	492	3144	1547	<	0.010	0.0065	<	100	65	0.010	2007110901 Receipt 11/30/07 Cr6 Anal 12/6/07 Part Anal 12/3/07
784	MD-21	6:25	15:28	MD21112707	11/27/2007	6:25	2972 RS	543	3145	1708	<	0.010	0.0059	<	100	59	0.010	
785	MD-22	7:00	15:29	MD22112707	11/27/2007	7:00	2973 RS	509	3167	1612	<	0.010	0.0063	<	100	62	0.010	
786	MD-23	7:05	15:30	MD23112707	11/27/2007	7:05	2958 RS	505	3113	1572	<	0.010	0.0064	<	100	64	0.010	
787	HSO	6:55	15:20	HS112707	11/27/2007	6:55	2977 RS	505	3028	1529		0.047	0.031	<	100	65	0.047	
788	CMT	6:55	15:20	CM112707	11/27/2007	6:55	2979 RS	505	3088	1559		0.018	0.012	<	100	64	0.018	
789	FB-Field Blank	0:00	0:00				2791 RS					0.015	Blank					
790	TB-Trip Blank	0:00	0:00				2814 RS											
791	MD-20	6:55	16:10	MD20112907	11/29/2007	6:55	2796 RS	555	3149	1748	<	0.010	0.0058	<	100	57	0.010	2007120066 Receipt 12/4/07 Cr6 Anal 12/7/07 Part Anal 12/5/07
792	MD-21	6:17	16:20	MD21112907	11/29/2007	6:17	2745 RS	603	3143	1895		0.015	0.0077	<	100	53	0.015	
793	MD-22	7:00	16:05	MD22112907	11/29/2007	7:00	2759 RS	545	3159	1722		0.011	0.0062	<	100	58	0.011	
794	MD-23	7:05	16:25	MD23112907	11/29/2007	7:05	2758 RS	560	3118	1746	<	0.010	0.0058	<	100	57	0.010	
795	HSO	6:55	16:41	HS112907	11/29/2007	6:55	2806 RS	586	3025	1773		0.079	0.04		120	70	0.066	
796	CMT	6:55	16:40	CM112907	11/29/2007	6:55	2781 RS	585	3080	1802		0.065	0.036	<	100	55	0.065	
797	MD-30	7:15	14:50	MD30112907	11/29/2007	7:15	2769 RS	455	3002	1366	<	0.010	0.0074	<	100	73	0.010	
798	MD-31	7:10	14:55	MD31112907	11/29/2007	7:10	2748 RS	465	3008	1399	<	0.010	0.0073	<	100	71	0.010	
799	FB-Field Blank	0:00	0:00	FB120307	12/3/2007	0:00	2756 RS	0	0			0.014	Blank					
800	TB-Trip Blank	0:00	0:00	TB120307	12/3/2007	0:00	2809 RS	0	0			0.012	Blank					
801	MD-20	6:50	15:00	MD20120407	12/4/2007	6:50	2764 RS	490	3175	1556		0.017	0.011	<	100	64	0.017	2007120180 Receipt 12/7/07 Cr6 Anal 12/17/07
802	MD-21	6:13	15:15	MD21120407	12/4/2007	6:13	2805 RS	542	3185	1726	<	0.010	0.0059	<	100	58	0.010	
803	MD-22	6:52	15:02	MD22120407	12/4/2007	6:52	2767 RS	490	3183	1559		0.016	0.01	<	100	64	0.016	
804	MD-23	6:20	15:10	MD23120407	12/4/2007	6:20	2780 RS	530	3119	1653		0.027	0.016	<	100	60	0.027	
805	HSO	6:46	15:20	HS120407	12/4/2007	6:46	2790 RS	514	3016	1550		0.140	0.092		180	110	0.078	
806	CMT	6:46	15:20	CM120407	12/4/2007	6:46	2749 RS	514	3061	1573		0.026	0.016		110	62	0.024	

Honeywell

Sample Identification											Results							
Location ID		Start Time	End Time	Field Sample ID	Sample Date	Sample Time	Filter #	Sampling Time (Min)	Avg Flow Rate (mlPM)	Total Volume (L)	Hexavalent Chromium (ug)		(ug/m3)	Total Particulate (ug)		(ug/m3)	% Cr6	LWO #
807	MD-30	6:39	15:25	MD30120407	12/4/2007	6:39	2777 RS	526	3059	1609		0.026	0.016	<	100	62	0.026	Part Anal 12/11/07
808	MD-31	6:35	15:30	MD31120407	12/4/2007	6:35	2774 RS	535	3094	1655		0.029	0.018	<	100	60	0.029	
809	FB-Field Blank	0:00	0:00	FB120507	12/5/2007	0:00	2792 RS	0	0			0.018	Blank					
810	TB-Trip Blank	0:00	0:00	TB120607	12/6/2007	0:00	1154 RR	0	0			0.018	Blank					
811	MD-20	6:52	15:30	MD20120607	12/6/2007	6:52	1197 RR	518	3179	1647		0.025	0.015	<	100	61	0.025	
812	MD-21	6:15	15:52	MD21120607	12/6/2007	6:15	1151 RR	577	3236	1867	<	0.010	0.0055	<	100	54	0.010	
813	MD-22	6:55	15:53	MD22120607	12/6/2007	6:55	1153 RR	538	3206	1725	<	0.010	0.0059	<	100	58	0.010	
814	MD-23	6:21	15:54	MD23120607	12/6/2007	6:21	1148 RR	573	3116	1786		0.028	0.015	<	100	56	0.028	2007120306
815	HSO	6:50	15:50	HS120607	12/6/2007	6:50	1155 RR	540	3030	1636		0.081	0.049		120	76	0.068	Receipt 12/12/07
816	CMT	6:50	15:50	CM120607	12/6/2007	6:50	1152 RR	540	3066	1656		0.120	0.073		110	65	0.109	Cr6 Anal 12/19/07
817	MD-30	6:32	15:00	MD30120607	12/6/2007	6:32	1149 RR	508	3115	1583		0.029	0.018	<	100	63	0.029	Part Anal 12/17/07
818	MD-31	6:28	15:05	MD31120607	12/6/2007	6:28	1156 RR	517	3235	1672		0.013	0.0077	<	100	60	0.013	
819	FB-Field Blank	0:00	0:00	FB121007	12/10/2007	0:00	706 RS	0	0									
820	TB-Trip Blank	0:00	0:00	TB121007	12/10/2007	0:00	705 RS	0	0									
821	MD-20	6:50	15:30	MD20121107	12/11/2007	6:50	714 RS	520	3155	1641	<	0.010	0.0063	<	100	61	0.010	
822	MD-21	6:13	15:40	MD21121107	12/11/2007	6:13	715 RS	567	3211	1821	<	0.010	0.0056	<	100	55	0.010	
823	MD-22	6:51	15:31	MD22121107	12/11/2007	6:51	716 RS	520	3204	1666	<	0.010	0.0062	<	100	60	0.010	
824	MD-23	6:17	15:47	MD23121107	12/11/2007	6:17	717 RS	570	3136	1787	<	0.010	0.0057	<	100	56	0.010	2007120399
825	HSO	6:48	15:45	HS121107	12/11/2007	6:48	718 RS	537	3026	1625		0.056	0.034		160	95	0.035	Receipt 12/17/07
826	CMT	6:48	15:45	CM121107	12/11/2007	6:48	719 RS	537	3068	1647		0.075	0.046		190	120	0.039	Cr6 Anal 12/26/07
827	MD-30	6:27	15:35	MD30121107	12/11/2007	6:27	720 RS	548	3124	1712	<	0.010	0.006	<	100	58	0.010	Part Anal 12/18/07
828	MD-31	6:25	15:37	MD31121107	12/11/2007	6:25	721 RS	552	3243	1790	<	0.010	0.0057	<	100	56	0.010	
829	FB-Field Blank	0:00	0:00	FB121307	12/13/2007	0:00	729 RS	0	0									
830	TB-Trip Blank	0:00	0:00	TB121307	12/13/2007	0:00	743 RS	0	0									
831	MD-20	7:00	15:17	MD20121807	12/18/2007	7:00	765 RS	497	3155	1568	<	0.010	0.0065	<	100	64	0.010	
832	MD-21	6:45	15:30	MD21121807	12/18/2007	6:45	766 RS	525	3211	1686	<	0.010	0.0061	<	100	59	0.010	
833	MD-22	7:01	15:15	MD22121807	12/18/2007	7:01	767 RS	494	3204	1583	<	0.010	0.0065	<	100	63	0.010	2007120603
834	MD-23	6:55	15:25	MD23121807	12/18/2007	6:55	768 RS	510	3136	1599	<	0.010	0.0064	<	100	63	0.010	Receipt 12/26/07
835	HSO	7:00	15:20	HS121807	12/18/2007	7:00	769 RS	500	3026	1513		0.017	0.012	<	100	66	0.017	Cr6 Anal 12/28/07
836	CMT	7:00	15:20	CM121807	12/18/2007	7:00	770 RS	500	3068	1534		0.041	0.026	<	100	65	0.041	Part Anal 12/27/07
837	FB-Field Blank	0:00	0:00	FB122007	12/20/2007	0:00	796 RS	0	0									
838	TB-Trip Blank	0:00	0:00	TB122007	12/20/2007	0:00	797 RS	0	0									
839	MD-20	7:00	16:22	MD20122007	12/20/2007	7:00	798 RS	562	3152	1771	<	0.010	0.0057	<	100	56	0.010	
840	MD-21	6:45	15:42	MD21122007	12/20/2007	6:45	799 RS	537	3255	1748		0.021	0.012	<	100	57	0.021	
841	MD-22	7:02	16:00	MD22122007	12/20/2007	7:02	800 RS	538	3177	1709	<	0.010	0.0060	<	100	59	0.010	2007120652
842	MD-23	6:50	16:12	MD23122007	12/20/2007	6:50	801 RS	562	3157	1774	<	0.010	0.0057	<	100	56	0.010	Receipt 12/27/07
843	HSO	7:00	16:10	HS122007	12/20/2007	7:00	802 RS	550	2980	1639		0.033	0.020	<	100	61	0.033	Cr6 Anal 1/8/08
844	CMT	7:00	15:35	CM122007	12/20/2007	7:00	803 RS	515	3013	1552		0.031	0.020	<	100	64	0.031	Part Anal 1/2/08
845	FB-Field Blank	0:00	0:00	FB122607	12/26/2007	0:00	419 RS	0	0			0.011	Blank					
846	TB-Trip Blank	0:00	0:00	TB122607	12/26/2007	0:00	428 RS	0	0			0.013	Blank					
847	MD-20	7:00	15:03	MD20122707	12/27/2007	7:00	401 RS	483	3190	1541		0.012	0.0076	<	100	65	0.012	
848	MD-21	6:45	15:15	MD21122707	12/27/2007	6:45	420 RS	510	3272	1669		0.010	0.0062	<	100	60	0.010	
849	MD-22	7:02	15:00	MD22122707	12/27/2007	7:02	429 RS	478	3189	1524	<	0.010	0.0067	<	100	66	0.010	2008010005
850	MD-23	6:50	15:10	MD23122707	12/27/2007	6:50	447 RS	500	3166	1583		0.017	0.011	<	100	63	0.017	Receipt 1/2/08 Cr6
851	HSO	7:00	15:05	HS122707	12/27/2007	7:00	456 RS	485	2972	1442		0.160	0.11		200	140	0.080	Anal 1/8/08 Part
852	CMT	7:00	15:05	CM122707	12/27/2007	7:00	465 RS	485	3007	1458		0.059	0.04		110	77	0.054	Anal 1/3/08
853	FB-Field Blank	0:00	0:00	FB123107	12/31/2007	0:00	86 RS	0	0			0.020	Blank					
854	TB-Trip Blank	0:00	0:00	TB123107	12/31/2007	0:00	97 RS	0	0			0.014	Blank					

Honeywell

Sample Identification										Results			
Location ID	Start Time	End Time	Field Sample ID	Sample Date	Sample Time	Filter #	Sampling Time (Min)	Avg Flow Rate (mlPM)	Total Volume (L)	Hexavalent Chromium (ug) (ug/m3)	Total Particulate (ug) (ug/m3)	% Cr6	LWO #

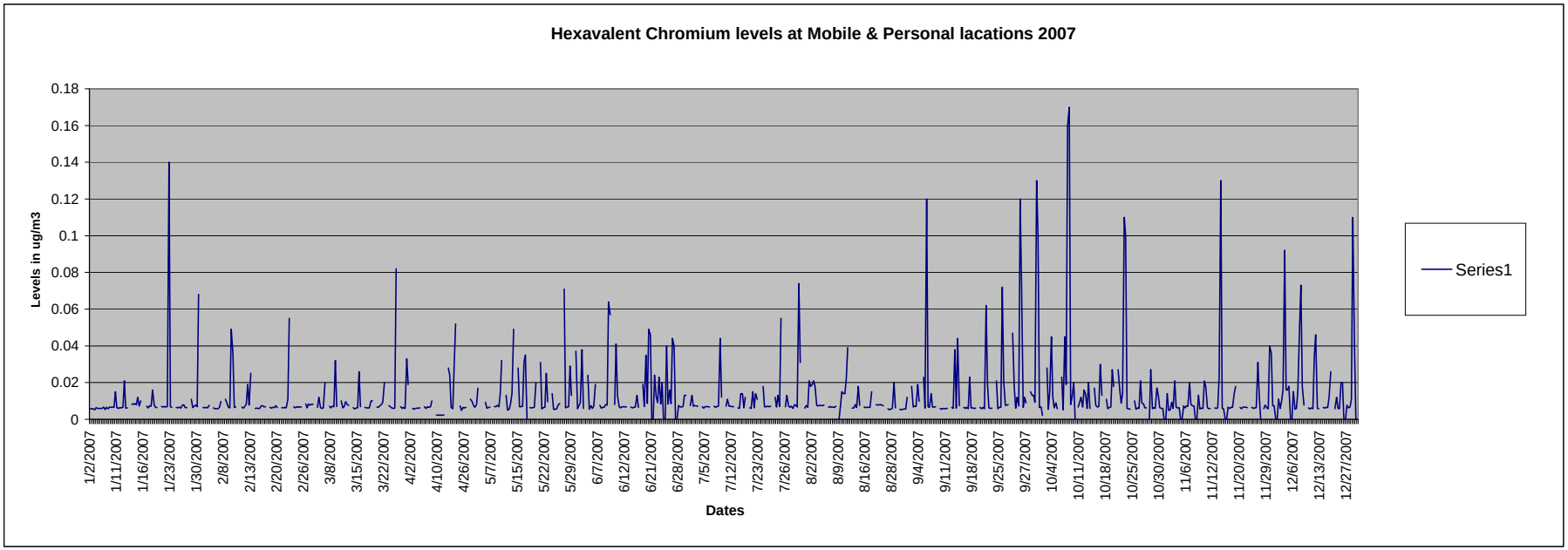

SA-7 Site
Jersey City, NJ

Hexavalent Chromium
Air Sampling Results
Construction Management Team

2008

How many site samples were taken this year?	**95**
How many samples contained any detectable amount of hexavalent chromium?	**85**
How many samples contained ≥ than 5.0* micrograms of hexavalent chromium per cubic meter (ug/m^3)?	**0**
What was the highest level of hexavalent chromium detected in all samples?	**0.180** ug/m^3

** OSHA PEL for Hexavalent Chromium is 5.0 ug/m^3*

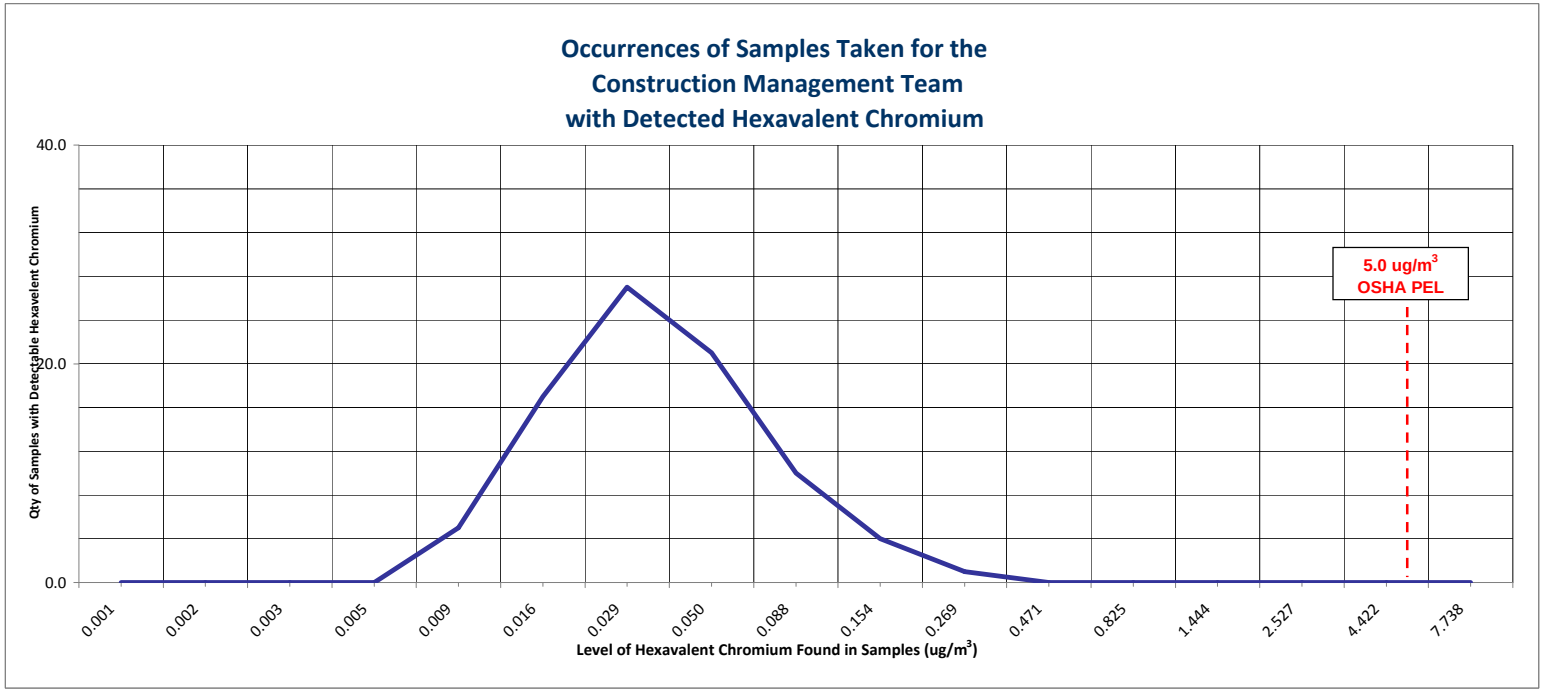

SA-7 Site
Jersey City, NJ

Hexavalent Chromium
Air Sampling Results
Health and Safety Officers

2008

How many site samples were taken this year?	**99**
How many samples contained any detectable amount of hexavalent chromium?	**88**
How many samples contained ≥ than 5.0* micrograms of hexavalent chromium per cubic meter (ug/m^3)?	**0**
What was the highest level of hexavelent chromium detected in all samples?	**0.330** ug/m^3

** OSHA PEL for Hexavalent Chromium is 5.0 ug/m^3*

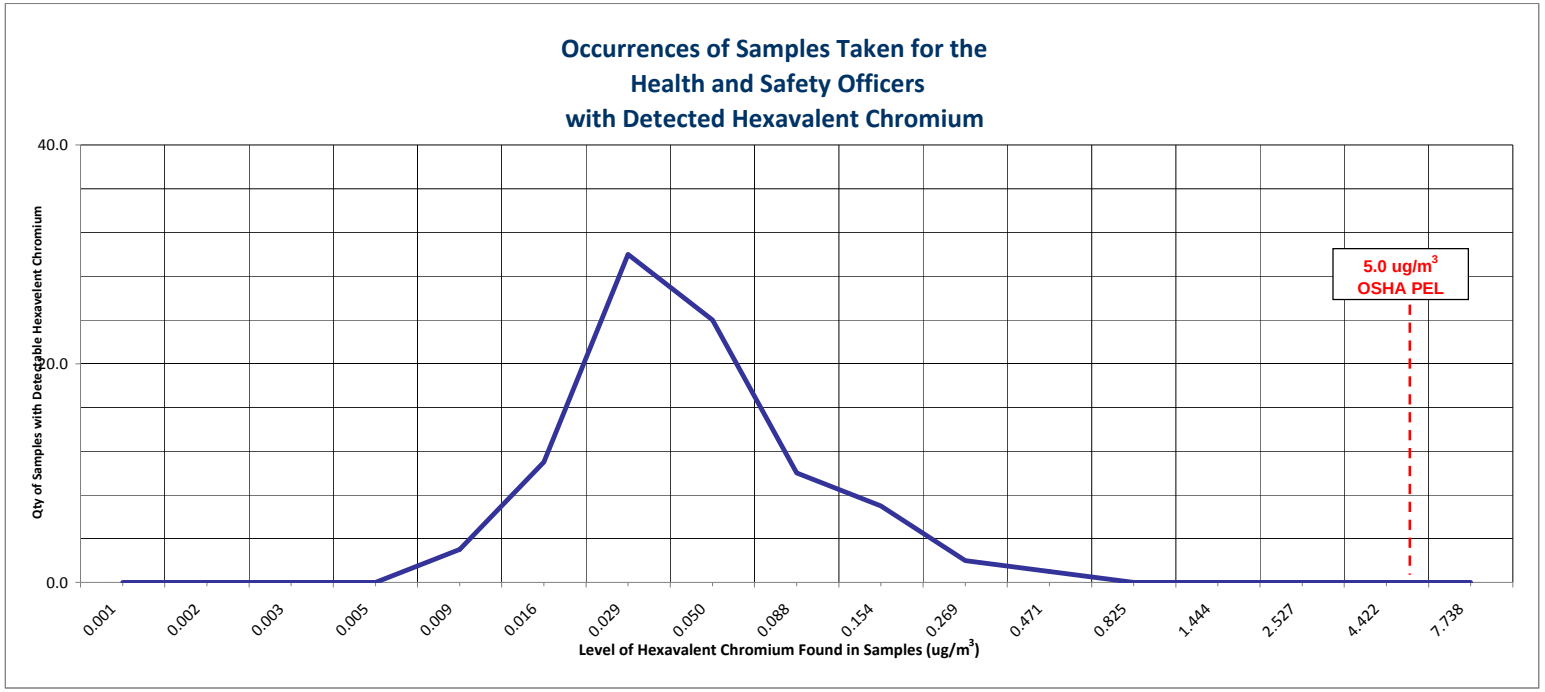

SA-7 Site
Jersey City, NJ

Hexavalent Chromium
Air Sampling Results
Mobile Devices

2008

How many site samples were taken this year?	405	
How many samples contained any detectable amount of hexavalent chromium?	182	
How many samples contained ≥ than 5.0* micrograms of hexavalent chromium per cubic meter (ug/m^3)?	0	
What was the highest level of hexavelent chromium detected in all samples?	0.088	ug/m^3

** OSHA PEL for Hexavalent Chromium is 5.0 ug/m^3*

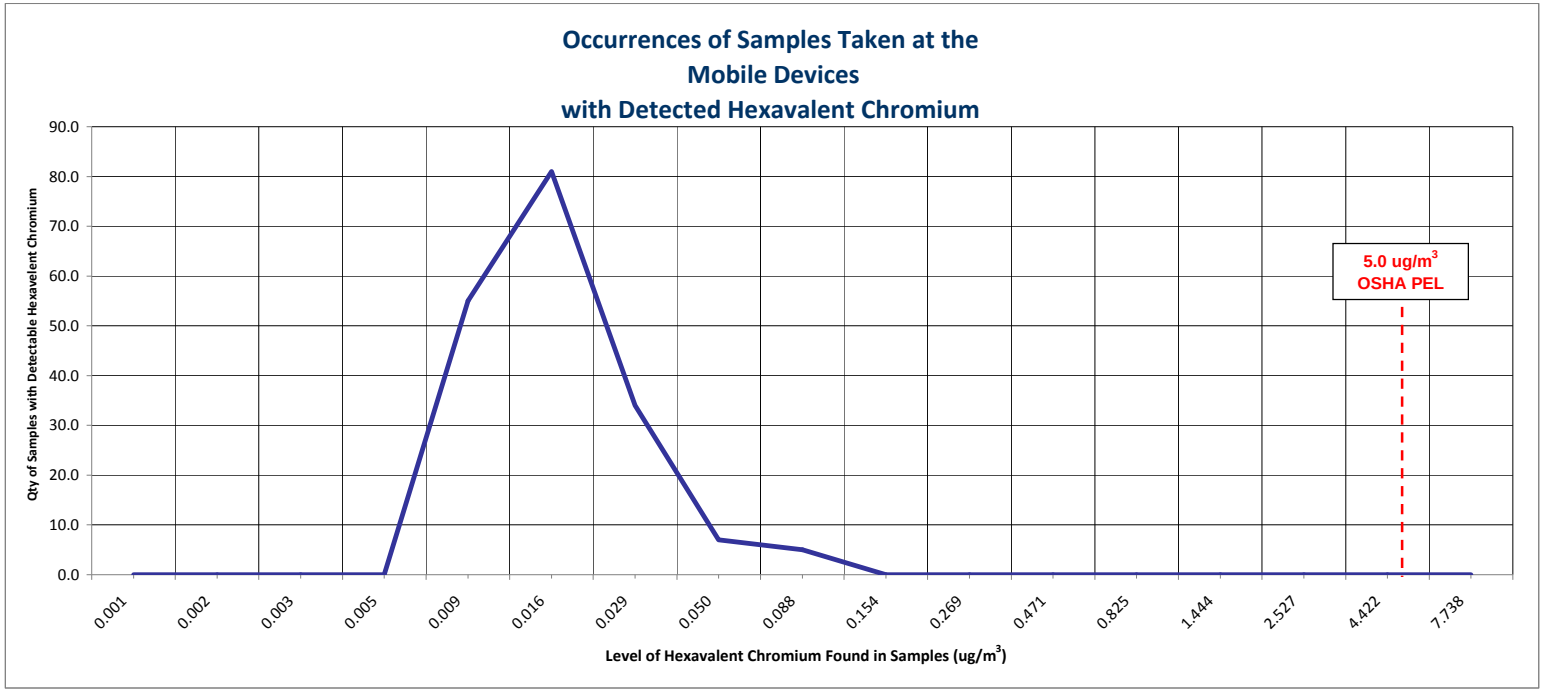

Honeywell

Honeywell SA-7
2008 Statistics for
Construction Management Team
in EZ

Metric	Perimeter Air Sampling Results for Detectable CrVI (µg/m3)
Number of Filters Taken	**99**
Number of Blanks	0
Number of Void	4
Number of Samples	**95**
Number Below Detectable Limits	**10**
Number of Detectable Samples	85
Percent Detectable	**89%**
Minimum Detectable Value	**0.0074**
10th Percentile	0.0104
20th Percentile	0.0148
30th Percentile	0.0170
Mean Detectable Value	**0.0345**
Median Detectable Value	0.0260
70th Percentile	0.0368
80th Percentile	0.0484
90th Percentile	0.0602
95th Percentile	0.0934
Maximum Detectable Value	**0.1800**
OSHA PEL	**5.0**

Honeywell SA-7
2008 Statistics for
Health & Safety Officers
in EZ

Metric	Perimeter Air Sampling Results for Detectable CrVI (µg/m^3)
Number of Filters Taken	**100**
Number of Blanks	0
Number of Void	1
Number of Samples	**99**
Number Below Detectable Limits	**11**
Number of Detectable Samples	88
Percent Detectable	**89%**
Minimum Detectable Value	**0.0070**
10th Percentile	0.0134
20th Percentile	0.0180
30th Percentile	0.0221
Mean Detectable Value	**0.0467**
Median Detectable Value	0.0285
70th Percentile	0.0430
80th Percentile	0.0546
90th Percentile	0.1023
95th Percentile	0.1500
Maximum Detectable Value	**0.3300**
OSHA PEL	**5.0**

Honeywell SA-7
2008 Statistics for
Mobile Devices
in EZ

Metric	Perimeter Air Sampling Results for Detectable CrVI (µg/m^3)
Number of Filters Taken	**609**
Number of Blanks	204
Number of Void	0
Number of Samples	**405**
Number Below Detectable Limits	**223**
Number of Detectable Samples	182
Percent Detectable	**45%**
Minimum Detectable Value	**0.0057**
10th Percentile	0.0075
20th Percentile	0.0088
30th Percentile	0.0094
Mean Detectable Value	**0.0155**
Median Detectable Value	0.0120
70th Percentile	0.0160
80th Percentile	0.0190
90th Percentile	0.0249
95th Percentile	0.0309
Maximum Detectable Value	**0.0880**
OSHA PEL	**5.0**

Sample Identification											Results							
Location ID		Start Time	End Time	Field Sample ID	Sample Date	Sample Time	Filter #	Sampling Time (Min)	Avg Flow Rate (mlPM)	Total Volume (L)	Hexavalent Chromium (ug)		(ug/m3)	Total Particulate (ug)		(ug/m3)	% Cr6	LWO #
1	MD-20	6:52	16:30	MD20010308	1/3/2008	6:52	100 RS	578	3221	1862	<	0.010	0.0055	<	100	54	0.010	
2	MD-21	6:15	16:40	MD21010308	1/3/2008	6:15	101 RS	625	3319	2074		0.015	0.0074	<	100	48	0.015	
3	MD-22	6:39	16:31	MD22010308	1/3/2008	6:39	102 RS	592	3247	1922		0.011	0.0057	<	100	52	0.011	2008010161
4	MD-23	6:30	16:45	MD23010308	1/3/2008	6:30	103 RS	615	3184	1958		0.018	0.0092	<	100	51	0.018	Receipt 1/8/08 Cr6
5	HSO	6:50	16:50	HS010308	1/3/2008	6:50	104 RS	600	3006	1804		0.057	0.0320		130	74	0.043	Anal 1/11/08 Part
6	CMT	6:50	16:50	CM010308	1/3/2008	6:50	105 RS	600	3046	1827		0.170	0.0950		150	84	0.113	Anal 1/9/08
7	FB-Field Blank	0:00	0:00	FB010708	1/7/2008	0:00	135 RS	0	0									
8	TB-Trip Blank	0:00	0:00	TB010708	1/7/2008	0:00	96 RS	0	0			0.013	blank					
9	MD-20	6:53	15:07	MD20010808	1/8/2008	6:53	113 RS	494	3157	1560	<	0.010	0.0066	<	100	64	0.010	
10	MD-21	6:17	15:37	MD21010808	1/8/2008	6:17	114 RS	560	3283	1838	<	0.010	0.0056	<	100	54	0.010	
11	MD-22	6:41	15:05	MD22010808	1/8/2008	6:41	115 RS	504	3210	1618	<	0.010	0.0063	<	100	62	0.010	
12	MD-23	6:24	15:18	MD23010808	1/8/2008	6:24	116 RS	534	3126	1669	<	0.010	0.0061	<	100	60	0.010	2008010274
13	HSO	6:50	15:27	HS010808	1/8/2008	6:50	117 RS	517	2993	1547		0.033	0.0210		120	79	0.027	Receipt 1/11/08 Cr6
14	CMT	6:50	15:26	CM010808	1/8/2008	6:50	118 RS	516	3057	1577		0.086	0.0550		140	89	0.062	Anal 1/17/08 Part
15	MD-30	6:36	15:46	MD30010808	1/8/2008	6:36	119 RS	550	3103	1706	<	0.010	0.0060	<	100	59	0.010	Anal 1/15/08
16	MD-31	6:32	15:50	MD31010808	1/8/2008	6:32	120 RS	558	3129	1746	<	0.010	0.0059	<	100	57	0.010	
17	FB-Field Blank	0:00	0:00	FB011008	1/10/2008	0:00	78 RS	0	0									
18	TB-Trip Blank	0:00	0:00	TB011008	1/10/2008	0:00	77 RS	0	0									
19	MD-20	6:55	16:44	MD20011008	1/10/2008	6:55	150 RS	589	3124	1840		0.018	0.0096	<	100	54	0.018	
20	MD-21	6:14	15:10	MD21011008	1/10/2008	6:14	151 RS	536	3225	1728	<	0.010	0.0059	<	100	58	0.010	
21	MD-22	6:28	16:42	MD22011008	1/10/2008	6:28	152 RS	614	3161	1941	<	0.010	0.0053	<	100	52	0.010	2008010347
22	MD-23	6:20	15:27	MD23011008	1/10/2008	6:20	153 RS	547	3102	1697	<	0.010	0.0060	<	100	59	0.010	Receipt 1/15/08 Cr6
23	HSO	6:50	15:33	HS011008	1/10/2008	6:50	154 RS	523	2973	1555		0.510	0.3300		430	280	0.118	Anal 1/21/08 Part
24	CMT	6:50	15:34	CM011008	1/10/2008	6:50	155 RS	524	3054	1600		0.047	0.0290		120	72	0.040	Anal 1/16/08
25	FB-Field Blank	0:00	0:00	FB011408	1/14/2008	0:00	529 RS	0	0									
26	TB-Trip Blank	0:00	0:00	TB011408	1/14/2008	0:00	530 RS	0	0									
27	MD-20	7:20	15:46	MD20011508	1/15/2008	7:20	506 RS	506	3182	1610		0.014	0.0085	<	100	62	0.014	
28	MD-21	7:14	15:56	MD21011508	1/15/2008	7:14	507 RS	522	3228	1685		0.012	0.0071	<	100	59	0.012	
29	MD-22	7:10	15:44	MD22011508	1/15/2008	7:10	509 RS	514	3169	1629	<	0.010	0.0063	<	100	61	0.010	2008010510
30	MD-23	7:22	16:00	MD23011508	1/15/2008	7:22	508 RS	518	3137	1625	<	0.010	0.0063	<	100	62	0.010	Receipt 1/18/08 Cr6
31	HSO	7:13	15:45	HS011508	1/15/2008	7:13	511 RS	512	2970	1521		0.059	0.0390		110	75	0.052	Anal 1/24/08 Part
32	CMT	7:13	14:50	CM011508	1/15/2008	7:13	510 RS	457	3038	1388		0.041	0.0300	<	100	72	0.042	Anal 1/21/08
33	FB-Field Blank	0:00	0:00	FB011708	1/17/2008	0:00	156 RS	0	0			0.018	blank					
34	TB-Trip Blank	0:00	0:00	TB011708	1/17/2008	0:00	537 RS	0	0			0.018	blank					
35	MD-20	7:00	15:26	MD20011708	1/17/2008	7:00	526 RS	506	3185	1612	<	0.010	0.0063	<	100	62	0.010	
36	MD-21	5:55	15:15	MD21011708	1/17/2008	5:55	527 RS	560	3208	1797	<	0.010	0.0057	<	100	56	0.010	
37	MD-22	7:05	15:25	MD22011708	1/17/2008	7:05	528 RS	500	3159	1579	<	0.010	0.0065	<	100	63	0.010	
38	MD-23	6:15	15:32	MD23011708	1/17/2008	6:15	531 RS	557	3150	1754	<	0.010	0.0058	<	100	57	0.010	2008010590
39	HSO	6:55	15:30	HS011708	1/17/2008	6:55	532 RS	515.0	2979	1534		0.072	0.0470	<	100	65	0.072	Receipt 1/22/08 Cr6
40	CMT	6:55	14:30	CM011708	1/17/2008	6:55	533 RS	455.0	3038	1382		0.039	0.0280	<	100	72	0.039	Anal 1/25/08 Part
41	MD-30	6:30	15:28	MD30011708	1/17/2008	6:30	534 RS	538.0	3072	1653	<	0.010	0.0062	<	100	61	0.010	Anal 1/23/08
42	MD-31	6:35	15:22	MD31011708	1/17/2008	6:35	535 RS	527.0	3044	1604	<	0.010	0.0064	<	100	62	0.010	
43	FB-Field Blank	0:00	0:00	FB012108	1/21/2008	0:00	536 RS	0.0	0									
44	TB-Trip Blank	0:00	0:00	TB012108	1/21/2008	0:00	546 RS	0.0	0									
45	MD-20	6:55	15:00	MD20012208	1/22/2008	6:55	612 RS	485.0	3213	1558		0.085	0.0540		120	80	0.068	
46	MD-21	6:23	15:11	MD21012208	1/22/2008	6:23	613 RS	528.0	3206	1693	<	0.010	0.0060		140	82	0.007	
47	MD-22	7:00	14:58	MD22012208	1/22/2008	7:00	614 RS	478.0	3168	1514	<	0.010	0.0067	<	100	66	0.010	2008010759

Sample Identification											Results							
Location ID		Start Time	End Time	Field Sample ID	Sample Date	Sample Time	Filter #	Sampling Time (Min)	Avg Flow Rate (mlPM)	Total Volume (L)	Hexavalent Chromium (ug)		(ug/m3)	Total Particulate (ug)		(ug/m3)	% Cr6	LWO #
48	MD-23	6:10	15:15	MD23012208	1/22/2008	6:10	615 RS	545.0	3174	1730	<	0.010	0.0059	<	100	58	0.010	2008010759 Receipt 1/25/08 Cr6 Anal 1/30/08 Part Anal 1/28/08
49	HSO	6:50	15:02	HS012208	1/22/2008	6:50	616 RS	492	2996	1474		0.021	0.0140	<	100	68	0.021	
50	CMT	6:50	15:02	CM012208	1/22/2008	6:50	617 RS	492	3044	1497	<	0.010	0.0068	<	100	67	0.010	
51	MD-40	6:15	15:27	MD40012208	1/22/2008	6:15	618 RS	552	3037	1676	<	0.010	0.0061	<	100	60	0.010	
52	FB-Field Blank	0:00	0:00	FB012408	1/24/2008	0:00	591 RS	0	0			0.020	blank					
53	TB-Trip Blank	0:00	0:00	TB012408	1/24/2008	0:00	592 RS	0	0			0.015	blank					
54	MD-20	7:00	15:50	MD20012408	1/24/2008	7:00	584 RS	530	3228	1711	<	0.010	0.0060	<	100	58	0.010	2008010881 Receipt 1/29/08 Cr6 Anal 2/4/08 Part Anal 1/31/08
55	MD-21	6:23	16:00	MD21012408	1/24/2008	6:23	585 RS	577	3212	1853		0.013	0.0072	<	100	54	0.013	
56	MD-22	7:04	15:50	MD22012408	1/24/2008	7:04	586 RS	526	3186	1676		0.011	0.0064	<	100	60	0.011	
57	MD-23	6:40	15:55	MD23012408	1/24/2008	6:40	587 RS	555	3150	1748		0.020	0.0110	<	100	57	0.019	
58	HSO	6:55	15:50	HS012408	1/24/2008	6:55	588 RS	535	3002	1606		0.068	0.0420	<	100	62	0.068	
59	CMT	6:55	15:50	CM012408	1/24/2008	6:55	589 RS	535	3033	1623		0.077	0.0480	<	100	62	0.077	
60	MD-40	6:15	16:10	MD40012408	1/24/2008	6:15	590 RS	595	3043	1811	<	0.010	0.0056	<	100	55	0.010	
61	FB-Field Blank	0:00	0:00	FB012808	1/28/2008	0:00	593 RS	0	0			0.013	blank					
62	TB-Trip Blank	0:00	0:00	TB012808	1/28/2008	0:00	594 RS	0	0			0.013	blank					
63	MD-20	7:05	15:28	MD20012908	1/29/2008	7:05	697 RU	503	3208	1614	<	0.010	0.0063		160	99	0.006	2008020048 Receipt 2/1/08 Cr6 Anal 2/6/08 Part Anal 2/4/08
64	MD-21	6:45	16:30	MD21012908	1/29/2008	6:45	698 RU	585	3168	1853	<	0.010	0.0055		150	79	0.007	
65	MD-22	7:03	15:28	MD22012908	1/29/2008	7:03	743 RU	505	3168	1600	<	0.010	0.0064		120	78	0.008	
66	MD-23	6:50	15:29	MD23012908	1/29/2008	6:50	744 RU	519	3155	1638	<	0.010	0.0062		140	84	0.007	
67	HSO	7:00	15:30	HS012908	1/29/2008	7:00	745 RU	510	3009	1535		0.070	0.0460		160	100	0.046	
68	CMT	7:00	15:30	CM012908	1/29/2008	7:00	746 RU	510	3018	1539		0.024	0.0160		110	69	0.023	
69	FB-Field Blank	0:00	0:00	FB013108	1/31/2008	0:00	719 RU	0	0			0.012	blank					
70	TB-Trip Blank	0:00	0:00	TB013108	1/31/2008	0:00	720 RU	0	0			0.012	blank					
71	MD-20	7:00	16:10	MD20013108	1/31/2008	7:00	713 RU	550	3180	1749	<	0.010	0.0058	<	100	57	0.010	2008020138 Receipt 2/5/08 Cr6 Anal 2/11/08 Part Anal 2/7/08
72	MD-21	6:45	16:08	MD21013108	1/31/2008	6:45	714 RU	563	3165	1782	<	0.010	0.0057	<	100	56	0.010	
73	MD-22	7:02	16:12	MD22013108	1/31/2008	7:02	715 RU	550	3126	1720		0.024	0.0140	<	100	58	0.024	
74	MD-23	6:50	16:09	MD23013108	1/31/2008	6:50	716 RU	559	3128	1749		0.017	0.0095	<	100	57	0.017	
75	HSO	7:00	16:12	HS013108	1/31/2008	7:00	717 RU	552	2984	1647		0.140	0.0830		120	71	0.117	
76	CMT	7:00	16:13	CM013108	1/31/2008	7:00	718 RU	553	3040	1681		0.012	0.0074	<	100	59	0.013	
77	FB-Field Blank	0:00	0:00	FB020408	2/4/2008	0:00	686 RU	0	0									
78	TB-Trip Blank	0:00	0:00	TB020408	2/4/2008	0:00	721 RU	0	0									
79	MD-20	7:03	14:50	MD20020508	2/5/2008	7:03	694 RU	467	3142	1467	<	0.010	0.0069	<	100	68	0.010	2008020272 Receipt: 2/8/2008 Report: 2/18/2008 HexCr: 2/15/2008 TotPart: 2/11/2008
80	MD-21	6:45	15:05	MD21020508	2/5/2008	6:45	695 RU	500	3156	1578	<	0.010	0.0064	<	100	63	0.010	
81	MD-22	7:05	14:52	MD22020508	2/5/2008	7:05	696 RU	467	3074	1436	<	0.010	0.0071	<	100	70	0.010	
82	MD-23	6:50	14:58	MD23020508	2/5/2008	6:50	797 RU	488	3064	1495		0.043	0.029		120	81	0.036	
83	HSO	7:00	14:45	HS020508	2/5/2008	7:00	798 RU	465	2953	1373	<	0.010	0.0074	<	100	73	0.010	
84	CMT	7:00	14:45	CM020508	2/5/2008	7:00	799 RU	465	3048	1417		0.015	0.010	<	100	71	0.014	
85	FB-Field Blank	0:00	0:00	FB020708	2/7/2008	0:00	820 RU	0	0			0.011	blank					
86	TB-Trip Blank	0:00	0:00	TB020708	2/7/2008	0:00	821 RU	0	0									
87	MD-20	7:03	14:50	MD20020708	2/7/2008	7:03	814 RU	467	3146	1469	<	0.010	0.0069	<	100	68	0.010	2008020382 Receipt: 2/13/2008 Report: 2/20/2008 HexCr: 2/18/2008 TotPart: 2/14/2008
88	MD-21	6:45	15:05	MD21020708	2/7/2008	6:45	815 RU	500	3099	1550	<	0.010	0.0065	<	100	65	0.010	
89	MD-22	7:05	14:52	MD22020708	2/7/2008	7:05	816 RU	467	3067	1432		0.011	0.0077	<	100	70	0.011	
90	MD-23	6:50	14:58	MD23020708	2/7/2008	6:50	817 RU	488	3070	1498	<	0.010	0.0068	<	100	67	0.010	
91	HSO	7:00	14:45	HS020708	2/7/2008	7:00	818 RU	465	2970	1381		0.037	0.027	<	100	72	0.038	
92	CMT	7:00	14:45	CM020708	2/7/2008	7:00	819 RU	465	3049	1418		0.029	0.021	<	100	71	0.030	
93	FB-Field Blank	0:00	0:00	FB021108	2/11/2008	0:00	786 RU	0	0			0.017	blank					
94	TB-Trip Blank	0:00	0:00	TB021108	2/11/2008	0:00	787 RU	0	0			0.012	blank					

Sample Identification											Results							
Location ID		Start Time	End Time	Field Sample ID	Sample Date	Sample Time	Filter #	Sampling Time (Min)	Avg Flow Rate (mlPM)	Total Volume (L)	Hexavalent Chromium (ug)			Total Particulate (ug)		(ug/m3)	% Cr6	LWO #
95	MD-20	7:05	14:38	MD20021208	2/12/2008	7:05	795 RU	453	3168	1435		0.016	0.011	<	100	70	0.016	2008020589 Receipt: 2/19/2008 Report: 2/27/2008 HexCr: 2/25/2008 TotPart: 2/20/2008
96	MD-21	5:53	14:05	MD21021208	2/12/2008	5:53	796 RU	492	3092	1521		0.011	0.0072	<	100	66	0.011	
97	MD-22	7:08	14:36	MD22021208	2/12/2008	7:08	747 RU	448	3115	1395	<	0.010	0.0072	<	100	72	0.010	
98	MD-23	6:40	15:12	MD23021208	2/12/2008	6:40	748 RU	512	3114	1594	<	0.010	0.0063	<	100	63	0.010	
99	HSO	7:00	15:00	HS021208	2/12/2008	7:00	749 RU	480	2976	1428		0.057	0.040	<	100	70	0.057	
100	CMT	7:00	14:30	CM021208	2/12/2008	7:00	750 RU	450	3033	1365	<	0.010	0.0074	<	100	73	0.010	
101	FB-Field Blank	0:00	0:00	FB021408	2/14/2008	0:00	771 RU	0	0									
102	TB-Trip Blank	0:00	0:00	TB021408	2/14/2008	0:00	1818 RU	0	0									
103	MD-20	7:00	15:15	MD20021408	2/14/2008	7:00	765 RU	495	3171	1570	<	0.010	0.0064	<	100	64	0.010	2008020644 Receipt: 2/20/2008 Report: 2/28/2008 HexCr: 2/26/2008 TotPart: 2/21/2008
104	MD-21	6:32	15:25	MD21021408	2/14/2008	6:32	766 RU	533	3097	1651	<	0.010	0.0061	<	100	61	0.010	
105	MD-22	7:05	15:15	MD22021408	2/14/2008	7:05	767 RU	490	3124	1531	<	0.010	0.0066	<	100	65	0.010	
106	MD-23	6:40	15:18	MD23021408	2/14/2008	6:40	768 RU	518	3107	1609	<	0.010	0.0062	<	100	62	0.010	
107	HSO	6:55	15:30	HS021408	2/14/2008	6:55	769 RU	515	2967	1528		0.036	0.024	<	100	65	0.037	
108	CMT	6:55	15:30	CM021408	2/14/2008	6:55	770 RU	515	3014	1552	<	0.010	0.0065	<	100	64	0.010	
109	FB-Field Blank	0:00	0:00	FB021908	2/19/2008	0:00	1839 RU	0	0			0.014	blank					
110	TB-Trip Blank	0:00	0:00	TB021908	2/19/2008	0:00	1840 RU	0	0			0.014	blank					
111	MD-20	7:00	15:00	MD20021908	2/19/2008	7:00	1833 RU	480	3181	1527		0.014	0.0093	<	100	65	0.014	2008020848 Receipt: 2/25/2008 Report: 3/4/2008 HexCr: 2/29/2008 TotPart: 2/27/2008
112	MD-21	6:37	15:15	MD21021908	2/19/2008	6:37	1834 RU	518	3112	1612		0.010	0.0065	<	100	62	0.010	
113	MD-22	7:03	15:02	MD22021908	2/19/2008	7:03	1835 RU	479	3099	1485		0.014	0.0097	<	100	67	0.014	
114	MD-23	6:42	15:05	MD23021908	2/19/2008	6:42	1836 RU	503	3075	1547	<	0.010	0.0065	<	100	65	0.010	
115	HSO	6:55	15:20	HS021908	2/19/2008	6:55	1837 RU	505	2954	1492		0.080	0.054		130	86	0.063	
116	CMT	6:55	15:20	CM021908	2/19/2008	6:55	1838 RU	505	3024	1527		0.016	0.011	<	100	65	0.017	
117	FB-Field Blank	0:00	0:00	FB022108	2/21/2008	0:00	1861 RU	0	0									
118	TB-Trip Blank	0:00	0:00	TB022108	2/21/2008	0:00	1862 RU	0	0									
119	MD-20	7:03	15:00	MD20022108	2/21/2008	7:03	1855 RU	477	3203	1528	<	0.010	0.0066	<	100	65	0.010	2008020944 Receipt: 2/27/2008 Report: 3/5/2008 HexCr: 3/5/2008 TotPart: 2/28/2008
120	MD-21	6:35	15:20	MD21022108	2/21/2008	6:35	1856 RU	525	3145	1651		0.038	0.023		110	68	0.034	
121	MD-22	7:08	15:02	MD22022108	2/21/2008	7:08	1857 RU	474	3090	1465		0.012	0.0079	<	100	68	0.012	
122	MD-23	6:42	15:07	MD23022108	2/21/2008	6:42	1858 RU	505	3092	1561		0.014	0.0090	<	100	64	0.014	
123	HSO	7:00	15:10	HS022108	2/21/2008	7:00	1859 RU	490	2916	1429		0.064	0.045		110	77	0.058	
124	CMT	7:00	15:10	CM022108	2/21/2008	7:00	1860 RU	490	3004	1472		0.036	0.024	<	100	68	0.035	
125	FB-Field Blank	0:00	0:00	FB022508	2/25/2008	0:00	1877 RU	0	0									
126	TB-Trip Blank	0:00	0:00	TB022508	2/25/2008	0:00	1878 RU	0	0									
127	MD-20	7:00	15:05	MD20022608	2/26/2008	7:00	1886 RU	485	3174	1539	<	0.010	0.0066	<	100	65	0.010	2008021099 Receipt: 2/29/2008 Report: 3/5/2008 HexCr: 3/5/2008 TotPart: 3/3/2008
128	MD-21	6:45	15:40	MD21022608	2/26/2008	6:45	1887 RU	535	3130	1675	<	0.010	0.0060	<	100	60	0.010	
129	MD-22	7:05	15:02	MD22022608	2/26/2008	7:05	1888 RU	477	3068	1463	<	0.010	0.0069		110	74	0.009	
130	MD-23	6:55	15:36	MD23022608	2/26/2008	6:55	1889 RU	521	3100	1615	<	0.010	0.0063	<	100	62	0.010	
131	HSO	7:00	15:12	HS022608	2/26/2008	7:00	1890 RU	492	2922	1437		0.210	0.15		260	180	0.083	
132	FB-Field Blank	0:00	0:00	FB022808	2/28/2008	0:00	1893 RU	0	0									
133	TB-Trip Blank	0:00	0:00	TB022808	2/28/2008	0:00	1894 RU	0	0									
134	MD-20	7:05	15:29	MD20022808	2/28/2008	7:05	1906 RU	504	3174	1600		0.015	0.0091	<	100	63	0.014	2008030044 Received: 3/4/2008 Report: 3/11/2008 Cr Anal: 3/7/2008 Part Anal: 3/5/2008
135	MD-21	6:43	15:45	MD21022808	2/28/2008	6:43	1907 RU	542	3093	1676		0.024	0.015	<	100	60	0.025	
136	MD-22	7:06	15:28	MD22022808	2/28/2008	7:06	1908 RU	502	3089	1551	<	0.010	0.0065	<	100	64	0.010	
137	MD-23	6:47	15:40	MD23022808	2/28/2008	6:47	1909 RU	533	3094	1649		0.015	0.0093	<	100	61	0.015	
138	HSO	7:00	15:32	HS022808	2/28/2008	7:00	1910 RU	512	2943	1507		0.10	0.068		160	100	0.068	
139	CMT	7:00	15:02	CM022808	2/28/2008	7:00	1911 RU	482	2992	1442		0.056	0.039	<	100	69	0.057	
140	FB-Field Blank	0:00	0:00	FB030308	3/3/2008	0:00	1930 RU	0	0									
141	TB-Trip Blank	0:00	0:00	TB030308	3/3/2008	0:00	1931 RU	0	0									

Honeywell

Sample Identification											Results							
Location ID		Start Time	End Time	Field Sample ID	Sample Date	Sample Time	Filter #	Sampling Time (Min)	Avg Flow Rate (mlPM)	Total Volume (L)	Hexavalent Chromium (ug)		(ug/m3)	Total Particulate (ug)		(ug/m3)	% Cr6	LWO #
142	MD-20	7:02	14:57	MD20030408	3/4/2008	7:02	1939 RU	7:55	3203	1521	<	0.010	0.0066	<	100	66	0.010	
143	MD-21	6:45	15:13	MD21030408	3/4/2008	6:45	1940 RU	8:28	3094	1572		0.026	0.016	<	100	64	0.026	
144	MD-22	7:04	14:55	MD22030408	3/4/2008	7:04	1941 RU	7:51	3083	1452		0.012	0.0083	<	100	69	0.012	2008030221
145	MD-23	6:49	15:10	MD23030408	3/4/2008	6:49	1942 RU	8:21	3066	1536	<	0.010	0.0066		110	71	0.009	Received 3/10/08
146	HSO	7:00	15:01	HS030408	3/4/2008	7:00	1943 RU	8:01	2963	1425		0.054	0.038		140	99	0.039	Cr6 anal 3/13/08
147	CMT	7:00	14:32	CM030408	3/4/2008	7:00	1944 RU	7:32	3006	1359		0.024	0.018		110	80	0.022	Part anal 3/11/08
148	FB-Field Blank	0:00	0:00	FB030608	3/6/2008	0:00	1965 RU	0:00										
149	TB-Trip Blank	0:00	0:00	TB030608	3/6/2008	0:00	1966 RU	0:00				0.012	blank					
150	MD-20	6:56	14:51	MD20030608	3/6/2008	6:56	1959 RU	7:55	3169	1505	<	0.010	0.0067	<	100	66	0.010	
151	MD-21	6:45	15:11	MD21030608	3/6/2008	6:45	1960 RU	8:26	3089	1563	<	0.010	0.0065	<	100	64	0.010	
152	MD-22	6:59	14:47	MD22030608	3/6/2008	6:59	1961 RU	7:48	3020	1413		0.035	0.025	<	100	71	0.035	2008030281
153	MD-23	6:50	15:05	MD23030608	3/6/2008	6:50	1962 RU	8:15	3081	1525	<	0.010	0.0066	<	100	66	0.010	Received 3/11/08
154	HSO	7:00	15:02	HS030608	3/6/2008	7:00	1963 RU	8:02	2974	1434		0.033	0.023		120	86	0.028	Cr6 anal 3/19/08
155	CMT	7:00	14:41	CM030608	3/6/2008	7:00	1964 RU	7:41	3005	1385		0.052	0.037		100	75	0.052	Part anal 3/17/08
156	FB-Field Blank	0:00	0:00	FB031008	3/10/2008	0:00	1169 RU	0:00										
157	TB-Trip Blank	0:00	0:00	TB031008	3/10/2008	0:00	1918 RU	0:00				0.011	blank					
158	MD-20	6:50	14:00	MD20031108	3/11/2008	6:50	903 RU	7:10	3124	1343		0.010	0.010	<	100	74	0.010	
159	MD-21	6:07	15:00	MD21031108	3/11/2008	6:07	904 RU	8:53	3038	1619		0.010	0.0079	<	100	62	0.010	
160	MD-22	6:51	14:05	MD22031108	3/11/2008	6:51	905 RU	7:14	3028	1314		0.010	0.0096	<	100	76	0.010	2008030426
161	MD-23	6:16	14:15	MD23031108	3/11/2008	6:16	906 RU	7:59	3107	1488	<	0.010	0.0068	<	100	67	0.010	Received 3/14/08
162	HSO	6:45	15:15	HS031108	3/11/2008	6:45	907 RU	8:30	2964	1512		0.010	0.012	<	100	66	0.010	Cr6 anal 3/19/08
163	CMT	6:45	15:15	CM031108	3/11/2008	6:45	908 RU	8:30	2982	1521		0.010	0.0096	<	100	66	0.010	Part anal 3/17/08
164	FB-Field Blank	0:00	0:00	FB031308	3/13/2008	0:00	1967 RU	0:00										
165	TB-Trip Blank	0:00	0:00	TB031308	3/13/2008	0:00	1157 RU	0:00				0.016	blank					
166	MD-20	6:52	14:55	MD20031308	3/13/2008	6:52	871 RU	8:03	3121	1508		0.013	0.0088	<	100	66	0.013	
167	MD-21	6:09	15:08	MD21031308	3/13/2008	6:09	872 RU	8:59	3057	1648		0.034	0.0210	<	100	61	0.034	
168	MD-22	6:51	15:00	MD22031308	3/13/2008	6:51	873 RU	8:09	3040	1487		0.130	0.0850		100	68	0.130	2008030528
169	MD-23	6:13	15:05	MD23031308	3/13/2008	6:13	874 RU	8:52	3087	1643	<	0.010	0.0062	<	100	61	0.010	Received 3/18/08
170	HSO	6:50	15:00	HS031308	3/13/2008	6:50	875 RU	8:10	2964	1452		0.280	0.1900		220	150	0.127	Cr6 anal 3/26/08
171	CMT	6:50	15:00	CM031308	3/13/2008	6:50	876 RU	8:10	2981	1461		0.160	0.1100		110	84	0.145	Part anal 3/19/08
172	FB-Field Blank	0:00	0:00	FB031708	3/17/2008	0:00	892 RU	0:00	0			0.040	blank					
173	TB-Trip Blank	0:00	0:00	TB031708	3/17/2008	0:00	891 RU	0:00	0			0.050	blank					
174	MD-20	6:51	17:19	MD20031808	3/18/2008	6:51	1094 RU	10:28	3191	2004	<	0.010	0.0051	<	100	50	0.010	
175	MD-21	6:03	15:45	MD21031808	3/18/2008	6:03	1095 RU	9:42	3138	1826	<	0.010	0.0056		100	55	0.010	
176	MD-22	6:18	17:20	MD22031808	3/18/2008	6:18	1096 RU	11:02	3067	2030	<	0.010	0.0050	<	100	49	0.010	2008030731
177	MD-23	6:13	17:25	MD23031808	3/18/2008	6:13	1097 RU	11:12	3141	2110	<	0.010	0.0048	<	100	47	0.010	Received 3/24/08
178	HSO	6:45	17:15	HS031808	3/18/2008	6:45	1098 RU	10:30	2963	1867		0.035	0.019		140	74	0.025	Cr6 anal 3/28/08
179	CMT	6:45	17:17	CM031808	3/18/2008	6:45	1099 RU	10:32	2987	1888		0.051	0.027		120	65	0.043	Part anal 3/25/08
180	FB-Field Blank	0:00	0:00	FB032008	3/20/2008	0:00	1120 RU	0:00	0			0.015	blank					
181	TB-Trip Blank	0:00	0:00	TB032008	3/20/2008	0:00	893 RU	0:00	0			0.011	blank					
182	MD-20	6:54	15:20	MD20032008	3/20/2008	6:54	1114 RU	8:26	3191	1615	<	0.010	0.0063	<	100	62	0.010	
183	MD-21	6:05	15:21	MD21032008	3/20/2008	6:05	1115 RU	9:16	3138	1744	<	0.010	0.0059	<	100	57	0.010	
184	MD-22	6:19	15:22	MD22032008	3/20/2008	6:19	1116 RU	9:03	3067	1665	<	0.010	0.0061	<	100	60	0.010	2008030810
185	MD-23	6:14	15:22	MD23032008	3/20/2008	6:14	1117 RU	9:08	3141	1721	<	0.010	0.0059	<	100	58	0.010	Received 3/25/08
186	HSO	6:50	15:15	HS032008	3/20/2008	6:50	1118 RU	8:25	2963	1496		0.041	0.0270		110	75	0.037	Cr6 anal 3/28/08
187	CMT	6:50	15:19	CM032008	3/20/2008	6:50	1119 RU	8:29	2987	1520	<	0.010	0.0067	<	100	66	0.010	Part anal 3/27/08
188	FB-Field Blank	0:00	0:00	FB032408	3/24/2008	0:00	894 RU	0:00	0									

Honeywell

Sample Identification											Results							
Location ID		Start Time	End Time	Field Sample ID	Sample Date	Sample Time	Filter #	Sampling Time (Min)	Avg Flow Rate (mlPM)	Total Volume (L)	Hexavalent Chromium (ug) (ug/m3)			Total Particulate (ug) (ug/m3)			% Cr6	LWO #
189	TB-Trip Blank	0:00	0:00	TB032408	3/24/2008	0:00	895 RU	0:00	0									
190	MD-20	6:53	15:43	MD20032508	3/25/2008	6:53	1210 RU	8:50	3204	1698	<	0.010	0.0060	<	100	59	0.010	
191	MD-21	5:58	15:52	MD21032508	3/25/2008	5:58	1211 RU	9:54	3136	1863	<	0.010	0.0055	<	100	54	0.010	
192	MD-22	6:17	15:45	MD22032508	3/25/2008	6:17	1212 RU	9:28	3128	1777		0.022	0.013	<	100	56	0.022	2008031036
193	MD-23	6:10	15:55	MD23032508	3/25/2008	6:10	1213 RU	9:45	3158	1847	<	0.010	0.0056	<	100	54	0.010	Received 3/28/08
194	HSO	6:50	15:50	HS032508	3/25/2008	6:50	1214 RU	9:00	2990	1615		0.073	0.045		130	83	0.056	Cr6 anal 4/4/08
195	CMT	6:50	15:50	CM032508	3/25/2008	6:50	1215 RU	9:00	2993	1616		0.091	0.056		180	110	0.051	Part anal 4/1/08
196	FB-Field Blank	0:00	0:00	FB032708	3/27/2008	0:00	1228 RU	0:00	0									
197	TB-Trip Blank	0:00	0:00	TB032708	3/27/2008	0:00	919 RW	0:00	0									
198	MD-20	6:49	15:45	MD20032708	3/27/2008	6:49	922 RW	8:56	3170	1699	<	0.010	0.0060		200	120	0.005	
199	MD-21	6:06	15:45	MD21032708	3/27/2008	6:06	923 RW	9:39	3129	1812		0.016	0.0088		440	240	0.004	
200	MD-22	6:23	15:47	MD22032708	3/27/2008	6:23	924 RW	9:24	3094	1745		0.027	0.015		390	220	0.007	2008040081
201	MD-23	6:17	16:00	MD23032708	3/27/2008	6:17	925 RW	9:43	3134	1827		0.025	0.014		250	140	0.010	Received 4/3/08
202	HSO	6:46	15:55	HS032708	3/27/2008	6:46	926 RW	9:09	2999	1646		0.020	0.012		160	97	0.013	Cr6 anal 4/10/08
203	CMT	6:46	15:55	CM032708	3/27/2008	6:46	927 RW	9:09	2986	1640		0.027	0.017		120	72	0.023	Part anal 4/4/08
204	FB-Field Blank	0:00	0:00	FB033108	3/31/2008	0:00	943 RW	0:00	0			0.017	blank					
205	TB-Trip Blank	0:00	0:00	TB033108	3/31/2008	0:00	944 RW	0:00	0			0.017	blank					
206	MD-20	7:00	16:03	MD20040108	4/1/2008	7:00	901 RW	543	3170	1721		0.024	0.014	<	100	58	0.024	
207	MD-21	6:35	16:06	MD21040108	4/1/2008	6:35	902 RW	571	3129	1787	<	0.010	0.0058	<	100	56	0.010	
208	MD-22	6:57	16:07	MD22040108	4/1/2008	6:57	903 RW	550	3094	1702	<	0.010	0.0061	<	100	59	0.010	2008040194
209	MD-23	6:43	16:50	MD23040108	4/1/2008	6:43	904 RW	607	3134	1902	<	0.010	0.0054	<	100	53	0.010	Received 4/7/08
210	HSO	6:55	17:00	HS040108	4/1/2008	6:55	905 RW	605	2999	1814		0.032	0.018	<	100	55	0.032	Cr6 anal 4/14/08
211	CMT	**Pump found off @ pickup - Sample discarded**																Part anal 4/8/08
212	FB-Field Blank	0:00	0:00	FB040308	4/3/2008	0:00	697 RW	0	0			0.018	blank					
213	TB-Trip Blank	0:00	0:00	TB040308	4/3/2008	0:00	698 RW	0	0			0.025	blank					
214	MD-20	7:00	15:00	MD20040308	4/3/2008	7:00	678 RW	480	3178	1525		0.025	0.016	<	100	66	0.025	
215	MD-21	6:40	15:26	MD21040308	4/3/2008	6:40	679 RW	526	3117	1639		0.021	0.013	<	100	61	0.021	
216	MD-22	7:03	15:02	MD22040308	4/3/2008	7:03	693 RW	479	3070	1470		0.046	0.031	<	100	68	0.046	2008040278
217	MD-23	7:06	15:20	MD23040308	4/3/2008	7:06	694 RW	494	3124	1543		0.024	0.016	<	100	65	0.024	Received 4/8/08
218	HSO	6:55	15:15	HS040308	4/3/2008	6:55	695 RW	500	3023	1511		0.048	0.032	<	100	66	0.048	Cr6 anal 4/15/08
219	CMT	6:55	15:02	CM040308	4/3/2008	6:55	696 RW	487	3017	1469		0.042	0.028	<	100	68	0.042	Part anal 4/10/08
220	FB-Field Blank	0:00	0:00	FB040708	4/7/2008	0:00	1089 RW	0	0			0.015	blank					
221	TB-Trip Blank	0:00	0:00	TB040708	4/7/2008	0:00	1090 RW	0	0			0.013	blank					
222	MD-20	6:55	15:00	MD20040808	4/8/2008	6:55	1078 RW	485	3192	1548		0.024	0.016		170	110	0.014	
223	MD-21	6:40	15:20	MD21040808	4/8/2008	6:40	1079 RW	520	3144	1635	<	0.010	0.0063	<	100	61	0.010	
224	MD-22	6:58	15:03	MD22040808	4/8/2008	6:58	1080 RW	485	3124	1515		0.013	0.0088	<	100	66	0.013	2008040405
225	MD-23	6:42	15:08	MD23040808	4/8/2008	6:42	1081 RW	496	3104	1540		0.013	0.0086	<	100	65	0.013	Received 4/14/08
226	HSO	7:00	15:05	HS040808	4/8/2008	7:00	1082 RW	485	3046	1477		0.150	0.099		160	110	0.094	Cr6 anal 4/16/08
227	CMT	7:00	15:05	CM040808	4/8/2008	7:00	1083 RW	485	3018	1464		0.100	0.070	<	100	68	0.100	Part anal 4/15/08
228	FB-Field Blank	0:00	0:00	FB041008	4/10/2008	0:00	1057 RW	0	0			0.013	blank					
229	TB-Trip Blank	0:00	0:00	TB041008	4/10/2008	0:00	1088 RW	0	0			0.013	blank					
230	MD-20	6:55	15:00	MD20041008	4/10/2008	6:55	1063 RW	485	3132	1519	<	0.010	0.0067	<	100	66	0.010	
231	MD-21	6:40	15:20	MD21041008	4/10/2008	6:40	1062 RW	520	3059	1591	<	0.010	0.0064	<	100	63	0.010	
232	MD-22	6:58	15:03	MD22041008	4/10/2008	6:58	1061 RW	485	3120	1513	<	0.010	0.0068	<	100	66	0.010	2008040445
233	MD-23	6:42	15:08	MD23041008	4/10/2008	6:42	1060 RW	506	3091	1564	<	0.010	0.0065	<	100	64	0.010	Received 4/15/08
234	HSO	7:00	15:05	HS041008	4/10/2008	7:00	1059 RW	485	3062	1485		0.230	0.1500		130	87	0.177	Cr6 anal 4/18/08
235	CMT	7:00	15:05	CM041008	4/10/2008	7:00	1058 RW	485	3040	1474		0.052	0.0350		110	73	0.047	Part anal 4/17/08

Honeywell

Sample Identification											Results							
Location ID		Start Time	End Time	Field Sample ID	Sample Date	Sample Time	Filter #	Sampling Time (Min)	Avg Flow Rate (mlPM)	Total Volume (L)	Hexavalent Chromium (ug)		(ug/m3)	Total Particulate (ug)		(ug/m3)	% Cr6	LWO #
236	FB-Field Blank	0:00	0:00	FB041408	4/14/2008	0:00	893 RW	0	0			0.022	blank					
237	TB-Trip Blank	0:00	0:00	TB041408	4/14/2008	0:00	969 RW	0	0									
238	MD-20	7:08	15:12	MD20041508	4/15/2008	7:08	963 RW	484	3094	1497	<	0.010	0.0068	<	100	67	0.010	
239	MD-21	6:38	15:45	MD21041508	4/15/2008	6:38	964 RW	547	3026	1655		0.018	0.011	<	100	60	0.018	
240	MD-22	7:05	15:14	MD22041508	4/15/2008	7:05	965 RW	489	3075	1504		0.015	0.010	<	100	66	0.015	2008040553
241	MD-23	6:45	15:39	MD23041508	4/15/2008	6:45	966 RW	534	3106	1658		0.038	0.023	<	100	60	0.038	Received 4/18/08
242	HSO	7:00	15:58	HS041508	4/15/2008	7:00	967 RW	538	3033	1632		0.210	0.13		120	70	0.175	Cr6 anal 4/24/08
243	CMT	7:00	15:58	CM041508	4/15/2008	7:00	968 RW	538	3017	1623		0.083	0.051	<	100	62	0.083	Part anal 4/21/08
244	FB-Field Blank	0:00	0:00	FB041708	4/17/2008	0:00	971 RW	0	0			0.024	blank					
245	TB-Trip Blank	0:00	0:00	TB041708	4/17/2008	0:00	970 RW	0	0			0.030	blank					
246	MD-20	7:07	15:03	MD20041708	4/17/2008	7:07	1151 RW	476	3073	1463	<	0.010	0.0070		120	80	0.008	
247	MD-21	6:32	15:15	MD21041708	4/17/2008	6:32	1152 RW	523	3047	1594	<	0.010	0.0064		130	82	0.008	
248	MD-22	7:03	15:06	MD22041708	4/17/2008	7:03	1153 RW	483	3051	1473	<	0.010	0.0069		110	75	0.009	2008040656
249	MD-23	6:40	15:25	MD23041708	4/17/2008	6:40	1154 RW	525	3061	1607	<	0.010	0.0064	<	100	62	0.010	Received 4/22/08
250	HSO	7:00	15:41	HS041708	4/17/2008	7:00	1155 RW	521	3014	1570		0.120	0.076		230	150	0.052	Cr6 anal 4/24/08
251	CMT	7:00	15:34	CM041708	4/17/2008	7:00	1156 RW	514	3003	1543		0.130	0.087		160	100	0.081	Part anal 4/23/08
252	FB-Field Blank	0:00	0:00	FB042108	4/21/2008	0:00	1140 RW	0	0			0.028	blank					
253	TB-Trip Blank	0:00	0:00	TB042108	4/21/2008	0:00	1141 RW	0	0			0.024	blank					
254	MD-20	7:03	15:25	MD20042208	4/22/2008	7:03	1126 RW	502	3078	1545	<	0.010	0.0066		180	110	0.006	
255	MD-21	6:45	15:26	MD21042208	4/22/2008	6:45	1127 RW	521	3046	1587		0.015	0.0092		190	120	0.008	
256	MD-22	7:05	15:26	MD22042208	4/22/2008	7:05	1128 RW	501	3074	1540		0.016	0.010		130	83	0.012	2008040855
257	MD-23	6:50	15:27	MD23042208	4/22/2008	6:50	1129 RW	517	3063	1584		0.013	0.0083		130	81	0.010	Received 4/25/08
258	HSO	7:00	15:22	HS042208	4/22/2008	7:00	1130 RW	502	3052	1532		0.310	0.20		330	220	0.094	Cr6 anal 5/1/08
259	CMT	7:00	15:24	CM042208	4/22/2008	7:00	1131 RW	504	3025	1525		0.220	0.14		250	160	0.088	Part anal 4/29/08
260	FB-Field Blank	0:00	0:00	FB042408	4/24/2008	0:00	1103 RW	0	0			0.014	blank					
261	TB-Trip Blank	0:00	0:00	TB042408	4/24/2008	0:00	1104 RW	0	0			0.010	blank					
262	MD-20	7:19	15:25	MD20042408	4/24/2008	7:19	1097 RW	486	3097	1505	<	0.010	0.0068	<	100	66	0.010	
263	MD-21	7:01	15:26	MD21042408	4/24/2008	7:01	1098 RW	505	3049	1540		0.037	0.0240		100	68	0.037	
264	MD-22	7:16	15:26	MD22042408	4/24/2008	7:16	1099 RW	490	3084	1511	<	0.010	0.007	<	100	66	0.010	2008040935
265	MD-23	7:07	15:27	MD23042408	4/24/2008	7:07	1100 RW	500	3070	1535		0.018	0.012	<	100	65	0.018	Received 4/29/08
266	HSO	7:11	15:22	HS042408	4/24/2008	7:11	1101 RW	491	3016	1481		0.081	0.055		120	78	0.068	Cr6 anal 5/15/08
267	CMT	7:11	15:24	CM042408	4/24/2008	7:11	1102 RW	493	3012	1485		0.270	0.180		200	140	0.135	Part anal 4/30/08
268	FB-Field Blank	0:00	0:00	FB042808	4/28/2008	0:00	1241 RW	0	0			0.010	blank					
269	TB-Trip Blank	0:00	0:00	TB042808	4/28/2008	0:00	1242 RW	0	0			0.011	blank					
270	MD-20	7:03	14:36	MD20042908	4/29/2008	7:03	1225 RW	453	3155	1429	<	0.010	0.0071	<	100	70	0.010	
271	MD-21	6:40	14:40	MD21042908	4/29/2008	6:40	1226 RW	480	3076	1477		0.010	0.0070	<	100	68	0.010	
272	MD-22	7:05	14:38	MD22042908	4/29/2008	7:05	1227 RW	453	3127	1416	<	0.010	0.0072	<	100	71	0.010	2008050086
273	MD-23	6:50	14:40	MD23042908	4/29/2008	6:50	1228 RW	470	3087	1451	<	0.010	0.0070	<	100	69	0.010	Received 5/2/08
274	CMT	7:00	14:42	CM042908	4/29/2008	7:00	1230 RW	491	2990	1481		0.011	0.0076	<	100	68	0.011	Cr6 anal 5/7/08
275	FB-Field Blank	0:00	0:00	FB050108	5/1/2008	0:00	1200 RW	0	0	0		0.012	blank					Part anal 5/5/08
276	TB-Trip Blank	0:00	0:00	TB050108	5/1/2008	0:00	1204 RW	0	0			0.013	blank					
277	MD-20	6:55	14:32	MD20050108	5/1/2008	6:55	1205 RW	457	3177	1452		0.110	0.0790		170	120	0.065	
278	MD-21	6:57	14:38	MD21050108	5/1/2008	6:57	1206 RW	461	3087	1423		0.120	0.0840		210	150	0.057	
279	MD-22	6:58	14:34	MD22050108	5/1/2008	6:58	1207 RW	456	3133	1429	<	0.010	0.0071	<	100	70	0.010	2008050220
280	MD-23	7:05	14:36	MD23050108	5/1/2008	7:05	1208 RW	451	3106	1401		0.028	0.0200	<	100	71	0.028	Received 5/6/08
281	HSO	7:00	14:45	HS050108	5/1/2008	7:00	1209 RW	465	2980	1386	<	0.010	0.0074	<	100	72	0.010	Cr6 anal 5/8/08
282	CMT	7:00	14:46	CM050108	5/1/2008	7:00	1210 RW	466	2975	1386		0.013	0.0093	<	100	72	0.013	Part anal 5/7/08

Sample Identification											Results							
Location ID		Start Time	End Time	Field Sample ID	Sample Date	Sample Time	Filter #	Sampling Time (Min)	Avg Flow Rate (mlPM)	Total Volume (L)	Hexavalent Chromium (ug)		(ug/m3)	Total Particulate (ug)		(ug/m3)	% Cr6	LWO #
283	FB-Field Blank	0:00	0:00	FB050508	5/5/2008	0:00	1176 RW	0	0									
284	TB-Trip Blank	0:00	0:00	TB050508	5/5/2008	0:00	1177 RW	0	0									
285	MD-20	5/6/08	5/6/08	MD20050608	5/6/2008	6:56	1185 RW	495	3114	1541	<	0.028	0.0180	<	100	65	0.028	
286	MD-21	5/6/08	5/6/08	MD21050608	5/6/2008	6:53	1186 RW	499	3052	1523	<	0.018	0.0120	<	100	66	0.018	
287	MD-22	5/6/08	5/6/08	MD22050608	5/6/2008	6:57	1187 RW	495	3105	1537	<	0.015	0.0099	<	100	65	0.015	2008050340
288	MD-23	5/6/08	5/6/08	MD23050608	5/6/2008	6:54	1188 RW	500	3073	1537		0.010	0.0066	<	100	65	0.010	Received 5/9/08
289	HSO	5/6/08	5/6/08	HS050608	5/6/2008	6:49	1189 RW	501	3026	1516	<	0.120	0.0810		320	210	0.038	Cr6 anal 5/15/08
290	CMT	5/6/08	5/6/08	CM050608	5/6/2008	6:49	1190 RW	499	3012	1503		0.076	0.0510		240	160	0.032	Part anal 5/12/08
291	FB-Field Blank	5/8/08	5/8/08	FB050808	5/8/2008	0:00	1192 RW	0	0			0.013	blank					
292	TB-Trip Blank	5/8/08	5/8/08	TB050808	5/8/2008	0:00	1193 RW	0	0			0.010	blank					
293	MD-20	6:53	14:54	MD20050808	5/8/2008	6:53	1455 RW	481	3093	1488	<	0.010	0.0068	<	100	67	0.010	
294	MD-21	6:50	14:52	MD21050808	5/8/2008	6:50	1456 RW	482	3009	1450	<	0.010	0.0070	<	100	69	0.010	
295	MD-22	6:54	14:56	MD22050808	5/8/2008	6:54	1457 RW	482	3092	1490	<	0.010	0.0068	<	100	67	0.010	2008050443
296	MD-23	6:51	14:52	MD23050808	5/8/2008	6:51	1458 RW	481	3040	1462	<	0.010	0.0070	<	100	68	0.010	Received 5/14/08
297	HSO	6:47	15:07	HS050808	5/8/2008	6:47	1459 RW	500	3042	1521		0.010	0.075		100	120	0.010	Cr6 anal 5/19/08
298	CMT	6:47	15:06	CM050808	5/8/2008	6:47	1460 RW	499	3040	1517		0.010	0.14		100	190	0.010	Part anal 5/15/08
299	FB-Field Blank	0:00	0:00	FB051208	5/12/2008	0:00	1420 RW	0	0			0.013	blank					
300	TB-Trip Blank	0:00	0:00	TB051208	5/12/2008	0:00	1421 RW	0	0			0.015	blank					
301	MD-20	7:20	14:40	MD20051308	5/13/2008	7:20	1429 RW	440	3005	1322	<	0.010	0.0077	<	100	76	0.010	
302	MD-22	7:23	14:38	MD22051308	5/13/2008	7:23	1433 RW	435	3007	1308	<	0.010	0.0078	<	100	76	0.010	
303	MD-23	7:18	14:36	MD23051308	5/13/2008	7:18	1434 RW	438	3064	1342	<	0.010	0.0076	<	100	75	0.010	2008050578
304	HSO	7:05	15:24	HS051308	5/13/2008	7:05	1435 RW	499	3029	1511		0.220	0.15		370	240	0.059	Received 5/16/08
305	CMT	7:05	14:23	CM051308	5/13/2008	7:05	1436 RW	438	3018	1322		0.050	0.038	<	100	76	0.050	Cr6 anal 5/22/08
306	FB-Field Blank	0:00	0:00	FB051508	5/15/2008	0:00	1398 RW	0	0			0.019	blank					Part anal 5/19/08
307	TB-Trip Blank	0:00	0:00	TB051508	5/15/2008	0:00	1399 RW	0	0			0.018	blank					
308	MD-20	7:02	14:20	MD20051508	5/15/2008	7:02	1400 RW	438	3006	1317	<	0.010	0.0077	<	100	76	0.010	
309	MD-21	7:03	14:23	MD21051508	5/15/2008	7:03	1401 RW	440	2979	1311	<	0.010	0.0077	<	100	76	0.010	
310	MD-22	7:05	14:25	MD22051508	5/15/2008	7:05	1402 RW	440	3017	1327	<	0.010	0.0076	<	100	75	0.010	2008050691
311	MD-23	7:06	14:28	MD23051508	5/15/2008	7:06	1403 RW	442	3070	1357	<	0.010	0.0075	<	100	74	0.010	Received 5/20/08
312	HSO	7:00	14:30	HS051508	5/15/2008	7:00	1404 RW	450	3041	1368		0.160	0.12		100	160	0.160	Cr6 anal 5/27/08
313	CMT	7:00	14:30	CM051508	5/15/2008	7:00	1405 RW	450	3024	1361		0.099	0.073		100	140	0.099	Part anal 5/22/08
314	FB-Field Blank	0:00	0:00	FB051908	5/19/2008	0:00	1864 RW	0	0			0.028	blank					
315	TB-Trip Blank	0:00	0:00	TB051908	5/19/2008	0:00	1865 RW	0	0			0.020	blank					
316	MD-20	7:08	15:16	MD20052008	5/20/2008	7:08	1855 RW	488	3156	1540	<	0.010	0.0066		100	66	0.010	
317	MD-21	7:00	15:38	MD21052008	5/20/2008	7:00	1856 RW	518	3043	1576	<	0.010	0.0064	<	100	63	0.010	
318	MD-22	7:12	15:15	MD22052008	5/20/2008	7:12	1857 RW	483	3080	1488	<	0.010	0.0068	<	100	67	0.010	2008050827
319	MD-23	7:05	15:10	MD23052008	5/20/2008	7:05	1858 RW	485	3061	1484	<	0.010	0.0068	<	100	67	0.010	Received 5/23/08
320	HSO	6:55	15:26	HS052008	5/20/2008	6:55	1859 RW	511	3016	1541		0.052	0.033		240	150	0.022	Cr6 anal 6/4/08
321	CMT	6:55	15:23	CM052008	5/20/2008	6:55	1860 RW	508	3009	1528		0.015	0.0096		100	67	0.015	Part anal 5/29/08
322	FB-Field Blank	0:00	0:00	FB052208	5/22/2008	0:00	1861 RW	0	0			0.015	blank					
323	TB-Trip Blank	0:00	0:00	TB052208	5/22/2008	0:00	1862 RW	0	0			0.026	blank					
324	MD-20	7:05	17:26	MD20052208	5/22/2008	7:05	1832 RW	621	3170	1968	<	0.010	0.0051	<	100	51	0.010	
325	MD-21	7:00	17:27	MD21052208	5/22/2008	7:00	1833 RW	627	3059	1918	<	0.010	0.0053	<	100	52	0.010	
326	MD-22	7:15	17:25	MD22052208	5/22/2008	7:15	1835 RW	610	3100	1891	<	0.010	0.0053	<	100	53	0.010	2008050939
327	MD-23	7:10	17:24	MD23052208	5/22/2008	7:10	1836 RW	614	3046	1870	<	0.010	0.0054	<	100	53	0.010	Received 5/29/08
328	HSO	6:55	17:23	HS052208	5/22/2008	6:55	1837 RW	628	2975	1868		0.050	0.027		140	77	0.036	Cr6 anal 6/5/08
329	CMT	6:55	17:21	CM052208	5/22/2008	6:55	1838 RW	626	2968	1858		0.022	0.012	<	100	54	0.022	Part anal 6/3/08

Honeywell

Sample Identification											Results									
Location ID		Start Time	End Time	Field Sample ID	Sample Date	Sample Time	Filter #	Sampling Time (Min)	Avg Flow Rate (mlPM)	Total Volume (L)	Hexavalent Chromium (ug)			Total Particulate (ug)		(ug/m3)	% Cr6	LWO #
330	FB-Field Blank	0:00	0:00	FB052708	5/27/2008	0:00	1839 RW	0	0			0.020	blank					
331	TB-Trip Blank	0:00	0:00	TB052708	5/27/2008	0:00	1840 RW	0	0			0.021	blank					
332	MD-20	7:10	15:09	MD20052708	5/27/2008	7:10	1775 RW	479	3111	1490	<	0.010	0.0068	<	100	67	0.010	
333	MD-21	6:55	15:07	MD21052708	5/27/2008	6:55	1766 RW	492	2986	1469	<	0.010	0.0069	<	100	68	0.010	
334	MD-22	7:05	15:13	MD22052708	5/27/2008	7:05	1767 RW	488	3115	1520	<	0.010	0.0067	<	100	66	0.010	2008060071
335	MD-23	7:00	15:16	MD23052708	5/27/2008	7:00	1768 RW	496	2981	1479	<	0.010	0.0069	<	100	68	0.010	Received 6/2/08
336	HSO	6:50	15:18	HS052708	5/27/2008	6:50	1764 RW	508	3004	1526		0.12	0.075		300	200	0.040	Cr6 anal 6/10/08
337	CMT	6:50	15:18	CM052708	5/27/2008	6:50	1763 RW	508	3005	1526		0.037	0.024		150	98	0.025	Part anal 6/4/08
338	FB-Field Blank	0:00	0:00	FB052908	5/29/2008	0:00	2133 RW	0	0			0.033	blank					
339	TB-Trip Blank	0:00	0:00	TB052908	5/29/2008	0:00	2134 RW	0	0			0.033	blank					
340	MD-20	7:40	17:16	MD20052908	5/29/2008	7:40	2125 RW	576	3095	1783		0.018	0.010	<	100	56	0.018	
341	MD-21	7:25	17:10	MD21052908	5/29/2008	7:25	2126 RW	585	2989	1748		0.035	0.020	<	100	57	0.035	
342	MD-22	7:35	17:19	MD22052908	5/29/2008	7:35	2127 RW	584	3100	1811		0.039	0.022	<	100	55	0.039	2008060099
343	MD-23	7:30	17:12	MD23052908	5/29/2008	7:30	2128 RW	582	2978	1733		0.022	0.013	<	100	58	0.022	Received 6/3/08
344	HSO	6:55	17:09	HS052908	5/29/2008	6:55	2129 RW	614	3038	1866		0.053	0.028	<	100	54	0.053	Cr6 anal 6/10/08
345	CMT	6:55	17:09	CM052908	5/29/2008	6:55	2130 RW	614	3054	1875		0.031	0.017	<	100	53	0.031	Part anal 6/5/08
346	FB-Field Blank	0:00	0:00	FB060208	6/2/2008	0:00	2131 RW	0	0			0.025	blank					
347	TB-Trip Blank	0:00	0:00	TB060208	6/2/2008	0:00	2132 RW	0	0			0.042	blank					
348	MD-20	7:05	15:05	MD20060308	6/3/2008	7:05	2098 RW	480	3081	1479		0.018	0.0120	<	100	68	0.018	
349	MD-21	7:03	15:00	MD21060308	6/3/2008	7:03	2099 RW	477	2979	1421		0.012	0.0084	<	100	70	0.012	
350	MD-22	7:06	15:01	MD22060308	6/3/2008	7:06	2100 RW	475	3081	1464		0.025	0.017	<	100	68	0.025	2008060230
351	MD-23	7:04	15:04	MD23060308	6/3/2008	7:04	2101 RW	480	3011	1445	<	0.010	0.0070	<	100	69	0.010	Received 6/6/08
352	HSO	7:00	14:38	HS060308	6/3/2008	7:00	2102 RW	458	3040	1392		0.160	0.11		300	210	0.053	Cr6 anal 6/12/08
353	CMT	7:00	15:10	CM060308	6/3/2008	7:00	2103 RW	490	3035	1487		0.077	0.051		190	130	0.041	Part anal 6/9/08
354	FB-Field Blank	0:00	0:00	FB060508	6/5/2008	0:00	2096 RW	0	0			0.030	blank					
355	TB-Trip Blank	0:00	0:00	TB060508	6/5/2008	0:00	2097 RW	0	0			0.043	blank					
356	MD-20	7:08	14:37	MD20060508	6/5/2008	7:08	2074 RW	449	3056	1372	<	0.010	0.0073	<	100	73	0.010	
357	MD-21	7:03	14:42	MD21060508	6/5/2008	7:03	2075 RW	459	2960	1359	<	0.010	0.0074	<	100	74	0.010	
358	MD-22	7:10	14:39	MD22060508	6/5/2008	7:10	2076 RW	449	3067	1377	<	0.010	0.0073	<	100	73	0.010	2008060317
359	MD-23	7:05	14:40	MD23060508	6/5/2008	7:05	2077 RW	455	2999	1364		0.012	0.0090	<	100	73	0.012	Received 6/10/08
360	HSO	7:00	14:55	HS060508	6/5/2008	7:00	2078 RW	475	3019	1434		0.032	0.022	<	100	70	0.032	Cr6 anal 6/13/08
361	CMT	**Pump found off @ pickup - Sample discarded**																Part anal 6/12/08
362	TB-Trip Blank	0:00	0:00	TB060908	6/9/2008	0:00	2081 RW	0	0			0.016	blank					
363	FB-Field Blank	0:00	0:00	FB060908	6/9/2008	0:00	2080 RW	0	0			0.019	blank					
364	MD-20	7:10	14:40	MD20061008	6/10/2008	7:10	2060 RW	450	3072	1382		0.014	0.010		110	82	0.013	
365	MD-21	7:06	14:35	MD21061008	6/10/2008	7:06	2061 RW	449	2972	1334	<	0.010	0.0076	<	100	75	0.010	
366	MD-22	7:11	14:37	MD22061008	6/10/2008	7:11	2062 RW	446	3044	1358		0.013	0.0097	<	100	74	0.013	2008060445
367	MD-23	7:07	14:32	MD23061008	6/10/2008	7:07	2063 RW	445	3025	1346		0.011	0.0084	<	100	74	0.011	Received 6/13/08
368	HSO	7:05	14:45	HS061008	6/10/2008	7:05	2064 RW	460	2974	1368		0.031	0.022		160	120	0.019	Cr6 anal 6/19/08
369	CMT	7:05	14:45	CM061008	6/10/2008	7:05	2065 RW	460	2964	1363		0.023	0.017		130	95	0.018	Part anal 6/17/08
370	FB-Field Blank	0:00	0:00	FB061208	6/12/2008	0:00	1962 RW	0	0			0.021	blank					
371	TB-Trip Blank	0:00	0:00	TB061208	6/12/2008	0:00	2022 RW	0	0			0.015	blank					
372	MD-20	7:08	15:09	MD20061208	6/12/2008	7:08	2033 RW	481	3045	1465		0.024	0.017	<	100	68	0.024	
373	MD-21	7:03	15:12	MD21061208	6/12/2008	7:03	2034 RW	489	2962	1448		0.021	0.015	<	100	69	0.021	
374	MD-22	7:10	15:06	MD22061208	6/12/2008	7:10	2035 RW	476	3021	1438		0.021	0.015	<	100	70	0.021	2008060561
375	MD-23	7:04	15:00	MD23061208	6/12/2008	7:04	2036 RW	476	3032	1443		0.027	0.019	<	100	69	0.027	Received 6/17/08
376	HSO	7:00	15:17	HS061208	6/12/2008	7:00	2037 RW	497	3030	1506		0.038	0.025	<	100	66	0.038	Cr6 anal 6/20/08

Honeywell

Sample Identification											Results								
Location ID		Start Time	End Time	Field Sample ID	Sample Date	Sample Time	Filter #	Sampling Time (Min)	Avg Flow Rate (mlPM)	Total Volume (L)	Hexavalent Chromium (ug)			Total Particulate (ug)		(ug/m3)	% Cr6	LWO #
377	CMT	7:00	14:45	CM061208	6/12/2008	7:00	2038 RW	465	2998	1394		0.052	0.037	<	100	72	0.052	Part anal 6/18/08
378	FB-Field Blank	0:00	0:00	FB061608	6/16/2008	0:00	2039 RW	0	0			0.019	blank					
379	TB-Trip Blank	0:00	0:00	TB061608	6/16/2008	0:00	2040 RW	0	0			0.016	blank					
380	MD-20	6:52	15:42	MD20061708	6/17/2008	6:52	2011 RW	530	3044	1613	<	0.010	0.0063	<	100	62	0.010	
381	MD-21	6:49	15:47	MD21061708	6/17/2008	6:49	2012 RW	538	2950	1587		0.015	0.0092	<	100	63	0.015	
382	MD-22	6:53	15:40	MD22061708	6/17/2008	6:53	2013 RW	527	3045	1605	<	0.010	0.0063	<	100	62	0.010	2008060794
383	MD-23	6:51	15:44	MD23061708	6/17/2008	6:51	2014 RW	533	2960	1578	<	0.010	0.0064	<	100	63	0.010	Received 6/20/08
384	HSO	6:48	15:48	HS061708	6/17/2008	6:48	2015 RW	540	3072	1659		0.033	0.020	<	100	60	0.033	Cr6 anal 6/25/08
385	CMT	6:48	15:48	CM061708	6/17/2008	6:48	2016 RW	540	3031	1637		0.018	0.011	<	100	61	0.018	Part anal 6/23/08
386	FB-Field Blank	0:00	0:00	FB061908	6/19/2008	0:00	2142 RW	0	0			0.032	blank					
387	TB-Trip Blank	0:00	0:00	TB061908	6/19/2008	0:00	444 RX	0	0				blank					
388	MD-20	6:49	14:35	MD20061908	6/19/2008	6:49	435 RX	466	3063	1427	<	0.010	0.0071	<	100	70	0.010	
389	MD-21	6:43	14:40	MD21061908	6/19/2008	6:43	436 RX	477	2956	1410	<	0.010	0.0072	<	100	71	0.010	
390	MD-22	6:50	14:45	MD22061908	6/19/2008	6:50	437 RX	475	3056	1452	<	0.010	0.0070	<	100	69	0.010	2008060895
391	MD-23	6:45	14:50	MD23061908	6/19/2008	6:45	438 RX	485	2956	1434		0.015	0.011	<	100	70	0.015	Received 6/24/08
392	HSO	6:40	15:00	HS061908	6/19/2008	6:40	439 RX	500	3054	1527	<	0.010	0.0066	<	100	65	0.010	Cr6 anal 6/27/08
393	FB-Field Blank	0:00	0:00	FB062308	6/23/2008	0:00	441 RX	0	0			0.030	blank					Part anal 6/25/08
394	TB-Trip Blank	0:00	0:00	TB062308	6/23/2008	0:00	442 RX	0	0			0.020	blank					
395	MD-20	6:27	14:30	MD20062408	6/24/2008	6:27	301 RX	483	3094	1494	<	0.010	0.0068	<	100	67	0.010	
396	MD-21	6:23	14:38	MD21062408	6/24/2008	6:23	302 RX	495	2981	1476	<	0.010	0.0069	<	100	68	0.010	
397	MD-22	6:29	14:32	MD22062408	6/24/2008	6:29	303 RX	483	3090	1493	<	0.010	0.0068	<	100	67	0.010	2008061061
398	MD-23	6:25	14:35	MD23062408	6/24/2008	6:25	304 RX	490	3011	1475	<	0.010	0.0069	<	100	68	0.010	Received 6/27/08
399	HSO	6:20	14:53	HS062408	6/24/2008	6:20	305 RX	513	3041	1560		0.065	0.042		120	79	0.054	Cr6 anal 7/7/08
400	CMT	6:20	14:55	CM062408	6/24/2008	6:20	420 RX	515	3017	1554	<	0.010	0.0065	<	100	64	0.010	Part anal 7/1/08
401	FB-Field Blank	0:00	0:00	FB062608	6/26/2008	0:00	418 RX	0	0			0.034	blank					
402	TB-Trip Blank	0:00	0:00	TB062608	6/26/2008	0:00	419 RX	0	0			0.016	blank					
403	MD-20	6:52	15:10	MD20062608	6/26/2008	6:52	384 RX	498	3105	1546		0.020	0.013	<	100	65	0.020	
404	MD-21	6:47	15:09	MD21062608	6/26/2008	6:47	385 RX	502	2967	1489		0.017	0.011	<	100	67	0.017	
405	MD-22	6:53	15:03	MD22062608	6/26/2008	6:53	386 RX	490	3048	1493		0.018	0.012	<	100	67	0.018	2008070042
406	MD-23	6:49	15:00	MD23062608	6/26/2008	6:49	387 RX	491	3060	1502		0.021	0.014	<	100	67	0.021	Received 7/1/08
407	HSO	6:45	15:15	HS062608	6/26/2008	6:45	388 RX	510	3017	1539		0.040	0.026		120	79	0.033	Cr6 anal 7/8/08
408	CMT	6:45	15:15	CM062608	6/26/2008	6:45	389 RX	510	3015	1538		0.080	0.052		110	73	0.073	Part anal 7/3/08
409	FB-Field Blank	0:00	0:00	FB063008	6/30/2008	0:00	390 RX	0	0			0.015	blank					
410	TB-Trip Blank	0:00	0:00	TB063008	6/30/2008	0:00	445 RX	0	0			0.022	blank					
411	MD-20	7:17	15:15	MD20070108	7/1/2008	7:17	479 RX	478	3069	1467		0.010	0.0071	<	100	68	0.010	
412	MD-21	7:05	15:40	MD21070108	7/1/2008	7:05	480 RX	515	2938	1513	<	0.010	0.0067	<	100	66	0.010	
413	MD-22	7:14	15:16	MD22070108	7/1/2008	7:14	481 RX	482	3019	1455		0.014	0.0098	<	100	69	0.014	2008070221
414	MD-23	7:10	15:34	MD23070108	7/1/2008	7:10	482 RX	504	3032	1528	<	0.010	0.0066	<	100	65	0.010	Receipt 7/8/08 Cr6
415	HSO	7:00	15:45	HS070108	7/1/2008	7:00	483 RX	525	3042	1597		0.011	0.0070		140	86	0.008	Anal 7/16/08 Part
416	CMT	7:00	15:45	CM070108	7/1/2008	7:00	519 RX	525	3020	1586		0.020	0.013		120	73	0.018	Anal 7/10/08
417	FB-Field Blank	0:00	0:00	FB070308	7/3/2008	0:00	520 RX	0	0			0.030	blank					
418	TB-Trip Blank	0:00	0:00	TB070308	7/3/2008	0:00	521 RX	0	0			0.039	blank					
419	MD-20	7:06	14:48	MD20070308	7/3/2008	7:06	491 RX	462	3060	1414		0.020	0.014	<	100	71	0.020	
420	MD-21	6:57	14:56	MD21070308	7/3/2008	6:57	492 RX	479	2944	1410		0.025	0.018	<	100	71	0.025	
421	MD-22	7:04	14:47	MD22070308	7/3/2008	7:04	493 RX	463	3063	1418		0.025	0.017	<	100	71	0.024	2008070273
422	MD-23	7:01	14:53	MD23070308	7/3/2008	7:01	494 RX	472	2987	1410		0.038	0.027	<	100	71	0.038	Receipt 7/8/08 Cr6
423	HSO	7:00	15:00	HS070308	7/3/2008	7:00	496 RX	480	3039	1459		0.031	0.022	<	100	69	0.032	Anal 7/16/08 Part

Sample Identification											Results							
Location ID		Start Time	End Time	Field Sample ID	Sample Date	Sample Time	Filter #	Sampling Time (Min)	Avg Flow Rate (mlPM)	Total Volume (L)	Hexavalent Chromium (ug)			Total Particulate (ug)		(ug/m3)	% Cr6	LWO #
424	CMT	7:30	15:00	CM070308	7/3/2008	7:30	497 RX	450	2997	1349		0.040	0.030	<	100	74	0.041	Anal 7/10/08
425	FB-Field Blank	0:00	0:00	FB070708	7/7/2008	0:00	452 RX	0	0			0.010	blank					
426	TB-Trip Blank	0:00	0:00	TB070708	7/7/2008	0:00	451 RX	0	0			0.011	blank					
427	MD-20	7:09	15:04	MD20070808	7/8/2008	7:09	447 RX	462	3029	1414	<	0.010	0.0072	<	100	71	0.010	
428	MD-21	6:59	15:11	MD21070808	7/8/2008	6:59	448 RX	479	2924	1410	<	0.010	0.0072	<	100	71	0.010	
429	MD-22	7:11	14:59	MD22070808	7/8/2008	7:11	449 RX	463	3035	1418		0.018	0.012	<	100	71	0.017	2008070496
430	MD-23	7:04	15:09	MD23070808	7/8/2008	7:04	450 RX	472	2948	1410	<	0.010	0.0072	<	100	71	0.010	Receipt 7/15/08 Cr6
431	HSO	7:06	14:56	HS070808	7/8/2008	7:06	1547 RX	480	3008	1459		0.067	0.046		140	95	0.048	Anal 7/17/08 Part
432	CMT	7:30	14:50	CM070808	7/8/2008	7:30	1548 RX	450	2989	1349		0.016	0.012	<	100	74	0.016	Anal 7/16/08
433	FB-Field Blank	0:00	0:00	FB071008	7/10/2008	0:00	463 RX	0	0			0.029	blank					
434	TB-Trip Blank	0:00	0:00	TB071008	7/10/2008	0:00	464 RX	0	0			0.030	blank					
435	MD-20	7:13	15:04	MD20071008	7/10/2008	7:13	1566 RX	471	3027	1426		0.013	0.0094	<	100	70	0.013	
436	MD-21	7:04	15:12	MD21071008	7/10/2008	7:04	1567 RX	488	2922	1426		0.012	0.0084	<	100	70	0.012	
437	MD-22	7:11	15:06	MD22071008	7/10/2008	7:11	1568 RX	475	3045	1446		0.014	0.0095	<	100	69	0.014	2008070542
438	MD-23	7:08	15:09	MD23071008	7/10/2008	7:08	1569 RX	481	2950	1419		0.015	0.011	<	100	70	0.016	Receipt 7/16/08 Cr6
439	HSO	6:59	15:41	HS071008	7/10/2008	6:59	1570 RX	522	3030	1581		0.035	0.022		100	64	0.034	Anal 7/21/08 Part
440	CMT	7:30	15:44	CM071008	7/10/2008	7:30	1571 RX	494	2999	1481		0.049	0.033		140	96	0.034	Anal 7/17/08
441	FB-Field Blank	0:00	0:00	FB071408	7/14/2008	0:00	1526 RX	0	0			0.011	blank					
442	TB-Trip Blank	0:00	0:00	TB071408	7/14/2008	0:00	1525 RX	0	0			0.015	blank					
443	MD-20	6:58	15:45	MD20071508	7/15/2008	6:58	1518 RX	527	3104	1636	<	0.010	0.0062	<	100	61	0.010	
444	MD-21	7:18	15:20	MD21071508	7/15/2008	7:18	1519 RX	482	2997	1445	<	0.010	0.0071	<	100	69	0.010	
445	MD-22	7:25	15:12	MD22071508	7/15/2008	7:25	1514 RX	467	3105	1450	<	0.010	0.007	<	100	69	0.010	2008070668
446	MD-23	7:21	15:18	MD23071508	7/15/2008	7:21	1517 RX	477	2994	1428	<	0.010	0.0071	<	100	70	0.010	Receipt 7/18/08 Cr6
447	HSO	7:15	15:34	HS071508	7/15/2008	7:15	1515 RX	499	3028	1511		0.014	0.0096		120	81	0.012	Anal 7/24/08 Part
448	FB-Field Blank	0:00	0:00	FB071708	7/17/2008	0:00	446 RX	0	0			0.037	blank					Anal 7/22/08
449	TB-Trip Blank	0:00	0:00	TB071708	7/17/2008	0:00	495 RX	0	0			0.036	blank					
450	MD-20	6:55	13:40	MD20071708	7/17/2008	6:55	1629 RX	405	3093	1253		0.031	0.025	<	100	80	0.031	
451	MD-21	7:18	13:42	MD21071708	7/17/2008	7:18	1630 RX	384	2992	1149		0.043	0.037	<	100	87	0.043	
452	MD-22	7:25	13:43	MD22071708	7/17/2008	7:25	1631 RX	378	3106	1174		0.038	0.032	<	100	85	0.038	2008070767
453	MD-23	7:21	13:44	MD23071708	7/17/2008	7:21	1632 RX	383	2978	1140		0.021	0.019	<	100	88	0.022	Receipt 7/22/08 Cr6
454	HSO	7:15	13:47	HS071708	7/17/2008	7:15	1633 RX	392	3040	1191		0.035	0.029	<	100	84	0.035	Anal 7/25/08 Part
455	CMT	7:15	13:46	CM071708	7/17/2008	7:15	1634 RX	391	3060	1196		0.057	0.048		100	87	0.055	Anal 7/24/08
456	FB-Field Blank	0:00	0:00	FB072108	7/21/2008	0:00	1510 RX	0	0				blank					
457	TB-Trip Blank	0:00	0:00	TB072108	7/21/2008	0:00	1511 RX	0	0			0.014	blank					
458	MD-20	6:32	15:46	MD20072208	7/22/2008	6:32	1617 RX	554	3030	1679		0.033	0.02		310	180	0.011	
459	MD-21	7:00	15:35	MD21072208	7/22/2008	7:00	1618 RX	515	2924	1506		0.019	0.013	<	100	66	0.020	
460	MD-22	7:10	15:30	MD22072208	7/22/2008	7:10	1619 RX	500	3064	1532		0.025	0.016	<	100	65	0.025	2008070898
461	MD-23	7:03	15:33	MD23072208	7/22/2008	7:03	1620 RX	510	2943	1501		0.019	0.013	<	100	67	0.019	Receipt 7/25/08 Cr6
462	HSO	6:55	15:40	HS072208	7/22/2008	6:55	1621 RX	525	3075	1614		0.069	0.043		240	150	0.029	Anal 7/31/08 Part
463	CMT	6:55	14:41	CM072208	7/22/2008	6:55	1572 RX	466	2933	1367		0.023	0.017		170	120	0.014	Anal 7/29/08
464	FB-Field Blank	0:00	0:00	FB072408	7/24/2008	0:00	1573 RX	0	0				blank					
465	TB-Trip Blank	0:00	0:00	TB072408	7/24/2008	0:00	1574 RX	0	0			0.012	blank					
466	MD-20	6:37	17:12	MD20072408	7/24/2008	6:37	1197 RX	635	3068	1948		0.015	0.0075	<	100	51	0.015	
467	MD-21	7:00	17:11	MD21072408	7/24/2008	7:00	1198 RX	611	2944	1799		0.014	0.0079	<	100	56	0.014	
468	MD-22	7:10	17:01	MD22072408	7/24/2008	7:10	1199 RX	591	3071	1815	<	0.010	0.0055	<	100	55	0.010	2008071049
469	MD-23	7:05	17:05	MD23072408	7/24/2008	7:05	1200 RX	600	2952	1771	<	0.010	0.0057	<	100	56	0.010	Receipt 7/29/08 Cr6
470	HSO	6:55	15:05	HS072408	7/24/2008	6:55	1201 RX	490	2902	1422		0.038	0.027		110	77	0.035	Anal 8/5/08 Part

Sample Identification											Results								
Location ID		Start Time	End Time	Field Sample ID	Sample Date	Sample Time	Filter #	Sampling Time (Min)	Avg Flow Rate (mlPM)	Total Volume (L)	Hexavalent Chromium (ug)			Total Particulate (ug)		(ug/m3)	% Cr6	LWO #
471	CMT	6:55	17:05	CM072408	7/24/2008	6:55	1202 RX	610	2874	1753		0.026	0.015	<	100	57	0.026	Anal 7/30/08
472	FB-Field Blank	0:00	0:00	FB072808	7/28/2008	0:00	1595 RX	0	0				blank					
473	TB-Trip Blank	0:00	0:00	TB072808	7/28/2008	0:00	1596 RX	0	0			0.014	blank					
474	MD-20	5:57	15:26	MD20072908	7/29/2008	5:57	1179 RX	569	3072	1748		0.040	0.023		310	180	0.013	
475	MD-21	6:46	15:20	MD21072908	7/29/2008	6:46	1180 RX	514	2952	1517		0.041	0.027		120	78	0.035	
476	MD-22	6:49	15:10	MD22072908	7/29/2008	6:49	1181 RX	501	3060	1533		0.031	0.020		120	76	0.026	2008080027
477	MD-23	6:48	15:06	MD23072908	7/29/2008	6:48	1182 RX	498	2939	1464		0.023	0.016		100	71	0.023	Receipt 8/1/08 Cr6
478	HSO	6:44	15:32	HS072908	7/29/2008	6:44	1183 RX	528	2892	1527		0.13	0.087		260	170	0.051	Anal 8/12/08 Part
479	CMT	6:44	15:32	CM072908	7/29/2008	6:44	1184 RX	528	2661	1405		0.042	0.030		170	120	0.025	Anal 8/5/08
480	FB-Field Blank	0:00	0:00	FB073108	7/31/2008	0:00	1169 RX	0	0				blank					
481	TB-Trip Blank	0:00	0:00	TB073108	7/31/2008	0:00	1170 RX	0	0			0.011	blank					
482	MD-21	7:00	15:11	MD21073108	7/31/2008	7:00	1158 RX	491	2935	1441		0.020	0.014	<	100	69	0.020	
483	MD-22	7:00	15:03	MD22073108	7/31/2008	7:00	1159 RX	483	3048	1472		0.042	0.028	<	100	68	0.041	
484	MD-23	7:00	15:08	MD23073108	7/31/2008	7:00	1160 RX	488	2922	1426		0.027	0.019	<	100	70	0.027	2008080150
485	HSO	7:00	15:33	HS073108	7/31/2008	7:00	1161 RX	513	3023	1551		0.042	0.027		190	120	0.023	Receipt 8/6/08 Cr6
486	CMT	7:00	15:15	CM073108	7/31/2008	7:00	1162 RX	495	2869	1420		0.087	0.061		140	95	0.064	Anal 8/14/08 Part
487	FB-Field Blank	0:00	0:00	FB080408	8/4/2008	0:00	1895 RX	0	0			0.013	blank					Anal 8/7/08
488	TB-Trip Blank	0:00	0:00	TB080408	8/4/2008	0:00	1896 RX	0	0			0.018	blank					
489	MD-20	6:53	15:20	MD20080508	8/5/2008	6:53	1889 RX	507	2949	1495	<	0.010	0.0067		100	68	0.010	
490	MD-21	7:08	15:09	MD21080508	8/5/2008	7:08	1890 RX	481		1406	<	0.010	0.0071	<	100	71	0.010	
491	MD-22	7:14	15:02	MD22080508	8/5/2008	7:14	1891 RX	468	3062	1433	<	0.010	0.0070	<	100	70	0.010	2008080240
492	MD-23	7:10	15:05	MD23080508	8/5/2008	7:10	1892 RX	475	2943	1398	<	0.010	0.0072	<	100	72	0.010	Receipt 8/8/08 Cr6
493	HSO	7:05	15:02	HS080508	8/5/2008	7:05	1893 RX	477	3021	1441		0.021	0.015	<	100	69	0.022	Anal 8/14/08 Part
494	CMT	7:05	14:52	CM080508	8/5/2008	7:05	1894 RX	467	3089	1443		0.021	0.014		130	87	0.016	Anal 8/12/08
495	FB-Field Blank	0:00	0:00	FB080708	8/7/2008	0:00	1646 RX	0	0			0.033	blank					
496	TB-Trip Blank	0:00	0:00	TB080708	8/7/2008	0:00	1168 RX	0	0			0.018	blank					
497	MD-20	6:50	15:12	MD20080708	8/7/2008	6:50	1824 RX	502	2828	1420		0.013	0.0091		120	88	0.010	
498	MD-21	7:03	15:32	MD21080708	8/7/2008	7:03	1825 RX	509	2933	1493		0.041	0.027	<	100	67	0.040	
499	MD-22	7:12	15:15	MD22080708	8/7/2008	7:12	1826 RX	483	3068	1482		0.025	0.017	<	100	67	0.025	2008080487
500	MD-23	7:08	15:21	MD23080708	8/7/2008	7:08	1827 RX	493	2979	1469		0.021	0.014	<	100	68	0.021	Receipt 8/14/08 Cr6
501	HSO	7:00	15:37	HS080708	8/7/2008	7:00	1828 RX	517	3041	1572		0.047	0.030		120	76	0.039	Anal 8/21/08 Part
502	CMT	7:00	15:40	CM080708	8/7/2008	7:00	1829 RX	520	3119	1622		0.024	0.015	<	100	62	0.024	Anal 8/18/08
503	FB-Field Blank	0:00	0:00	FB081108	8/11/2008	0:00	1830 RX	0	0			0.021	blank					
504	TB-Trip Blank	0:00	0:00	TB081108	8/11/2008	0:00	1831 RX	0	0			0.036	blank					
505	MD-20	6:02	15:15	MD20081208	8/12/2008	6:02	2651 RX	553	2949	1631		0.012	0.0072	<	100	61	0.012	
506	MD-21	6:52	15:12	MD21081208	8/12/2008	6:52	2652 RX	500	2954	1477		0.029	0.020	<	100	68	0.029	
507	MD-22	6:55	15:01	MD22081208	8/12/2008	6:55	2653 RX	486	3074	1494		0.027	0.018	<	100	67	0.027	2008080545
508	MD-23	6:53	15:07	MD23081208	8/12/2008	6:53	2654 RX	494	2985	1475		0.034	0.023	<	100	68	0.034	Receipt 8/18/08 Cr6
509	HSO	6:50	10:55	HS081208	8/12/2008	6:50	2655 RX	245	3014	738		0.013	0.018	<	100	140	0.013	Anal 8/27/08 Part
510	CMT	6:50	15:34	CM081208	8/12/2008	6:50	2656 RX	524	3074	1611		0.066	0.041	<	100	62	0.066	Anal 8/21/08
511	FB-Field Blank	0:00	0:00	FB081408	8/14/2008	0:00	2657 RX	0	0			0.029	blank					
512	TB-Trip Blank	0:00	0:00	TB081408	8/14/2008	0:00	2658 RX	0	0			0.032	blank					
513	MD-20	5:52	15:04	MD20081408	8/14/2008	5:52	2627 RX	552	3059	1689		0.016	0.0095		110	68	0.014	
514	MD-21	6:50	15:15	MD21081408	8/14/2008	6:50	2628 RX	505	2943	1486		0.017	0.011	<	100	67	0.016	
515	MD-22	6:53	15:06	MD22081408	8/14/2008	6:53	2629 RX	493	3080	1518		0.023	0.015	<	100	66	0.023	2008080659
516	MD-23	6:51	15:10	MD23081408	8/14/2008	6:51	2630 RX	499	2966	1480		0.021	0.014	<	100	68	0.021	Receipt 8/19/08 Cr6
517	HSO	6:45	15:28	HS081408	8/14/2008	6:45	2631 RX	523	2941	1538		0.055	0.036		140	93	0.039	Anal 8/27/08 Part

Honeywell

Sample Identification											Results							
Location ID		Start Time	End Time	Field Sample ID	Sample Date	Sample Time	Filter #	Sampling Time (Min)	Avg Flow Rate (mlPM)	Total Volume (L)	Hexavalent Chromium (ug)			Total Particulate (ug)		(ug/m3)	% Cr6	LWO #
												(ug/m3)						
518	CMT	6:45	15:28	CM081408	8/14/2008	6:45	2632 RX	523	3075	1608		0.042	0.026		120	72	0.036	Anal 8/21/08
519	FB-Field Blank	0:00	0:00	FB081808	8/18/2008	0:00	2633 RX	0	0			0.038	blank					
520	TB-Trip Blank	0:00	0:00	TB081808	8/18/2008	0:00	2584 RX	0	0			0.033	blank					
521	MD-20	6:36	15:23	MD20081908	8/19/2008	6:36	2754 RX	527	3043	1604		0.014	0.0088		150	96	0.009	
522	MD-21	7:08	14:58	MD21081908	8/19/2008	7:08	2755 RX	470	2945	1384		0.026	0.019	<	100	72	0.026	
523	MD-22	7:12	14:56	MD22081908	8/19/2008	7:12	2756 RX	464	3072	1425		0.010	0.0072	<	100	70	0.010	2008080856
524	MD-23	7:16	14:54	MD23081908	8/19/2008	7:16	2757 RX	458	2956	1354		0.016	0.011	<	100	74	0.015	Receipt 8/25/08 Cr6
525	HSO	7:04	14:54	HS081908	8/19/2008	7:04	2758 RX	470	2963	1393		0.042	0.030	<	100	72	0.042	Anal 8/29/08 Part
526	CMT	7:04	14:05	CM081908	8/19/2008	7:04	2759 RX	421	3126	1316		0.013	0.010	<	100	76	0.013	Anal 8/26/08
527	FB-Field Blank	0:00	0:00	FB082108	8/21/2008	0:00	2734 RX	0	0			0.020	blank					
528	TB-Trip Blank	0:00	0:00	TB082108	8/21/2008	0:00	2735 RX	0	0			0.020	blank					
529	MD-20	6:50	15:16	MD20082108	8/21/2008	6:50	2727 rx	506	3082	1559	<	0.010	0.0064	<	100	64	0.010	
530	MD-21	7:19	20:24	MD21082108	8/21/2008	7:19	2728 rx	785	2977	2337		0.017	0.0072	<	100	43	0.017	
531	MD-22	7:28	15:14	MD22082108	8/21/2008	7:28	2729 rx	466	3063	1428	<	0.010	0.0070	<	100	70	0.010	2008080980
532	MD-23	7:23	15:19	MD23082108	8/21/2008	7:23	2730 RX	476	2955	1407	<	0.010	0.0071	<	100	71	0.010	Receipt 8/28/08 Cr6
533	HSO	7:13	15:53	HS082108	8/21/2008	7:13	2731 RX	520	3018	1569		0.051	0.033		150	97	0.034	Anal 9/8/08 Part
534	CMT	7:13	14:50	CM082108	8/21/2008	7:13	2732 RX	457	3111	1422		0.038	0.026		100	73	0.036	Anal 8/29/08
535	FB-Field Blank	0:00	0:00	FB082508	8/25/2008	0:00	2608 RX	0	0			0.019	blank					
536	TB-Trip Blank	0:00	0:00	TB082508	8/25/2008	0:00	2733 RX	0	0			0.026	blank					
537	MD-20	6:50	15:43	MD20082608	8/26/2008	6:50	2707 rx	533	3065	1634		0.026	0.016	<	100	61	0.026	
538	MD-21	6:42	15:20	MD21082608	8/26/2008	6:42	2708 rx	518	2984	1546		0.023	0.015	<	100	65	0.023	
539	MD-22	6:45	15:12	MD22082608	8/26/2008	6:45	2709 rx	507	3081	1562		0.018	0.012	<	100	64	0.019	2008081021
540	MD-23	6:44	15:15	MD23082608	8/26/2008	6:44	2710 rx	511	2974	1520		0.030	0.020	<	100	66	0.030	Receipt 8/29/08 Cr6
541	HSO	6:40	15:49	HS082608	8/26/2008	6:40	2711 rx	549	3008	1651		0.046	0.028	<	100	61	0.046	Anal 9/8/08 Part
542	CMT	6:40	15:49	CM082608	8/26/2008	6:40	2712 rx	549	3103	1704		0.034	0.020	<	100	59	0.034	Anal 9/2/08
543	FB-Field Blank	0:00	0:00	FB082808	8/28/2008	0:00	2713 rx	0	0			0.028	blank					
544	TB-Trip Blank	0:00	0:00	TB082808	8/28/2008	0:00	2714 rx	0	0			0.022	blank					
545	MD-20	6:15	14:50	MD20082808	8/28/2008	6:15	2365 RY	515	2984	1537	<	0.010	0.0065		120	77	0.008	
546	MD-21	6:46	15:18	MD21082808	8/28/2008	6:46	2366 RY	512	2978	1525	<	0.010	0.0066	<	100	66	0.010	
547	MD-22	6:48	15:29	MD22082808	8/28/2008	6:48	2367 RY	521	3090	1610		0.015	0.0092	<	100	62	0.015	2008090069
548	MD-23	6:49	15:15	MD23082808	8/28/2008	6:49	2368 RY	506	2997	1516		0.012	0.008	<	100	66	0.012	Receipt 9/3/08 Cr6
549	HSO	6:41	15:31	HS082808	8/28/2008	6:41	2369 RY	530	3010	1596		0.043	0.027		150	92	0.029	Anal 9/9/08 Part
550	CMT	6:41	15:33	CM082808	8/28/2008	6:41	2370 RY	532	3113	1656		0.015	0.0093		130	80	0.012	Anal 9/4/08
551	FB-Field Blank	0:00	0:00	FB090208	9/2/2008	0:00	2371 RY	0	0			0.015	blank					
552	TB-Trip Blank	0:00	0:00	TB090208	9/2/2008	0:00	2372 RY	0	0			0.015	blank					
553	MD-20	5:50	15:20	MD20090208	9/2/2008	5:50	2342 RY	570	2980	1698		0.017	0.010	<	100	59	0.017	
554	MD-21	6:52	15:03	MD21090208	9/2/2008	6:52	2343 RY	491	2968	1457		0.059	0.041		110	77	0.053	
555	MD-22	6:55	15:13	MD22090208	9/2/2008	6:55	2344 RY	498	3076	1532		0.017	0.011	<	100	65	0.017	2008090173
556	MD-23	6:53	15:07	MD23090208	9/2/2008	6:53	2345 RY	494	2989	1477		0.022	0.015	<	100	68	0.022	Receipt 9/5/08 Cr6
557	HSO	6:50	15:22	HS090208	9/2/2008	6:50	2346 RY	512	3037	1555		0.066	0.042		110	73	0.058	Anal 9/11/08 Part
558	CMT	6:50	15:25	CM090208	9/2/2008	6:50	2347 RY	515	3123	1608		0.051	0.031		110	71	0.044	Anal 9/9/08
559	FB-Field Blank	0:00	0:00	FB090408	9/4/2008	0:00	2348 RY	0	0			0.014	blank					
560	TB-Trip Blank	0:00	0:00	TB090408	9/4/2008	0:00	2349 RY	0	0			0.014	blank					
561	MD-20	6:00	15:17	MD20090408	9/4/2008	6:00	2317 RY	557	3032	1689	<	0.010	0.0059	<	100	64	0.009	
562	MD-21	7:46	15:13	MD21090408	9/4/2008	7:46	2318 RY	447	2965	1325		0.013	0.0096	<	100	64	0.015	
563	MD-22	7:50	15:10	MD22090408	9/4/2008	7:50	2319 RY	440	3086	1358		0.012	0.0088	<	100	64	0.014	2008090274
564	MD-23	7:48	15:08	MD23090408	9/4/2008	7:48	2320 RY	440	2961	1303	<	0.010	0.0077	<	100	64	0.012	Receipt 9/9/08 Cr6

Honeywell

Sample Identification											Results							
Location ID		Start Time	End Time	Field Sample ID	Sample Date	Sample Time	Filter #	Sampling Time (Min)	Avg Flow Rate (mlPM)	Total Volume (L)	Hexavalent Chromium (ug)			Total Particulate (ug)		(ug/m3)	% Cr6	LWO #
565	HSO	7:45	15:20	HS090408	9/4/2008	7:45	2321 RY	455	3076	1400		0.037	0.026		160	110	0.024	Anal 9/17/08 Part
566	CMT	7:45	15:21	CM090408	9/4/2008	7:45	2322 RY	456	3056	1394		0.017	0.012		140	100	0.012	Anal 9/11/08
567	FB-Field Blank	0:00	0:00	FB090808	9/8/2008	0:00	2323 RY	0	0			0.022	blank					
568	TB-Trip Blank	0:00	0:00	TB090808	9/8/2008	0:00	2324 RY	0	0			0.019	blank					
569	MD-20	6:37	16:10	MD20090908	9/9/2008	6:37	2297 RY	573	3068	1758		0.017	0.0094	<	100	57	0.016	
570	MD-21	6:55	16:08	MD21090908	9/9/2008	6:55	2298 RY	553	2994	1656		0.016	0.0099	<	100	60	0.017	
571	MD-22	7:08	16:00	MD22090908	9/9/2008	7:08	2299 RY	532	3074	1635		0.011	0.0065	<	100	61	0.011	2008090380
572	MD-23	7:00	16:04	MD23090908	9/9/2008	7:00	2300 RY	544	2986	1624		0.015	0.0092	<	100	62	0.015	Receipt 9/12/08 Cr6
573	HSO	6:50	16:34	HS090908	9/9/2008	6:50	2251 RY	584	3008	1757	<	0.010	0.0057	<	100	57	0.010	Anal 9/18/08 Part
574	CMT	6:50	16:37	CM090908	9/9/2008	6:50	2252 RY	587	3021	1773		0.014	0.0078	<	100	56	0.014	Anal 9/16/08
575	FB-Field Blank	0:00	0:00	FB091108	9/11/2008	0:00	2253 RY	0	0				blank					
576	TB-Trip Blank	0:00	0:00	TB091108	9/11/2008	0:00	2254 RY	0	0			0.012	blank					
577	MD-20	6:40	15:40	MD20091108	9/11/2008	6:40	2273 RY	540	3072	1659		0.026	0.016	<	100	60	0.027	
578	MD-21	7:00	15:16	MD21091108	9/11/2008	7:00	2274 RY	496	3018	1497		0.016	0.011	<	100	67	0.016	
579	MD-22	7:08	15:07	MD22091108	9/11/2008	7:08	2275 RY	479	3067	1469		0.017	0.011	<	100	68	0.016	2008090471
580	MD-23	7:03	15:13	MD23091108	9/11/2008	7:03	2226 RY	490	3008	1474		0.021	0.014	<	100	68	0.021	Receipt 9/16/08 Cr6
581	HSO	6:55	15:43	HS091108	9/11/2008	6:55	2227 RY	528	2970	1568		0.013	0.0083	<	100	64	0.013	Anal 9/23/08 Part
582	CMT	6:55	15:45	CM091108	9/11/2008	6:55	2228 RY	530	3080	1633		0.022	0.014	<	100	61	0.023	Anal 9/18/08
583	FB-Field Blank	0:00	0:00	FB091508	9/15/2008	0:00	2229 RY	0	0				blank					
584	TB-Trip Blank	0:00	0:00	TB091508	9/15/2008	0:00	2230 RY	0	0			0.012	blank					
585	MD-20	5:45	15:30	MD20091608	9/16/2008	5:45	933 RY	585	3115	1822		0.014	0.0076		130	69	0.011	
586	MD-21	7:00	15:24	MD21091608	9/16/2008	7:00	934 RY	504	3020	1522	<	0.010	0.0066	<	100	66	0.010	
587	MD-22	7:08	15:25	MD22091608	9/16/2008	7:08	935 RY	497	3078	1530		0.014	0.0092	<	100	65	0.014	2008090636
588	MD-23	7:03	15:25	MD23091608	9/16/2008	7:03	936 RY	502	3001	1506		0.044	0.029	<	100	66	0.044	Receipt 9/19/08 Cr6
589	HSO	6:55	14:59	HS091608	9/16/2008	6:55	937 RY	484	2967	1436		0.011	0.0077	<	100	70	0.011	Anal 9/25/08 Part
590	CMT	6:55	14:38	CM091608	9/16/2008	6:55	938 RY	463	3093	1432		0.034	0.024	<	100	70	0.034	Anal 9/23/08
591	FB-Field Blank	0:00	0:00	FB091808	9/18/2008	0:00	939 RY	0	0			0.011	blank					
592	TB-Trip Blank	0:00	0:00	TB091808	9/18/2008	0:00	940 RY	0	0				blank					
593	MD-20	6:08	15:07	MD20091808	9/18/2008	6:08	908 RY	539	3101	1671	<	0.011	0.0064		120	74	0.009	
594	MD-21	7:05	14:59	MD21091808	9/18/2008	7:05	909 RY	474	3025	1434	<	0.018	0.013	<	100	70	0.019	
595	MD-22	7:15	14:55	MD22091808	9/18/2008	7:15	910 RY	460	3084	1419	<	0.015	0.010	<	100	70	0.014	2008090734
596	MD-23	7:10	14:57	MD23091808	9/18/2008	7:10	911 RY	467	3017	1409	<	0.015	0.011	<	100	71	0.015	Receipt 9/23/08 Cr6
597	HSO	7:00	15:02	HS091808	9/18/2008	7:00	912 RY	482	2919	1407	<	0.089	0.063		200	140	0.045	Anal 9/29/08 Part
598	CMT	7:00	14:25	CM091808	9/18/2008	7:00	913 RY	445	3089	1375		0.058	0.042		120	88	0.048	Anal 9/25/08
599	FB-Field Blank	0:00	0:00	FB092208	9/22/2008	0:00	914 RY	0	0			0.014	blank					
600	TB-Trip Blank	0:00	0:00	TB092208	9/22/2008	0:00	915 RY	0	0			0.014	blank					
601	MD-20	6:45	15:20	MD20092308	9/23/2008	6:45	894 RY	515	3041	1566		0.016	0.010	<	100	64	0.016	
602	MD-21	7:02	14:50	MD21092308	9/23/2008	7:02	895 RY	468	3018	1412		0.030	0.022	<	100	71	0.031	
603	MD-22	7:09	14:45	MD22092308	9/23/2008	7:09	896 RY	456	3077	1403		0.019	0.014	<	100	71	0.020	2008090947
604	MD-23	7:05	14:55	MD23092308	9/23/2008	7:05	897 RY	470	3014	1417		0.038	0.027	<	100	71	0.038	Receipt 9/29/08 Cr6
605	HSO	6:58	15:00	HS092308	9/23/2008	6:58	898 RY	482	2921	1408		0.045	0.032		110	80	0.040	Anal 10/3/08 Part
606	CMT	6:58	14:20	CM092308	9/23/2008	6:58	899 RY	442	3107	1373		0.051	0.037		110	80	0.046	Anal 10/1/08
607	FB-Field Blank	0:00	0:00	FB092508	9/25/2008	0:00	858 RY	0	0				blank					
608	TB-Trip Blank	0:00	0:00	TB092508	9/25/2008	0:00	900 RY	0	0			0.025	blank					
609	MD-20	7:56	15:35	MD20092508	9/25/2008	7:56	826RY	515	3071	1566		0.014	0.088		200	130	0.068	
610	MD-21	7:10	14:48	MD21092508	9/25/2008	7:10	827RY	468	3026	1412	<	0.010	0.0071	<	100	71	0.010	
611	MD-22	7:18	14:38	MD22092508	9/25/2008	7:18	828RY	456	3098	1403		0.017	0.012	<	100	71	0.017	2008091017

Sample Identification											Results							
Location ID		Start Time	End Time	Field Sample ID	Sample Date	Sample Time	Filter #	Sampling Time (Min)	Avg Flow Rate (mlPM)	Total Volume (L)	Hexavalent Chromium (ug)			Total Particulate (ug)		(ug/m3)	% Cr6	LWO #
612	MD-23	7:14	14:42	MD23092508	9/25/2008	7:14	829RY	470	3026	1417		0.018	0.013		100	71	0.018	Receipt 9/30/08 Cr6
613	HSO	7:00	15:00	HS092508	9/25/2008	7:00	830RY	482	2947	1408		0.023	0.016		140	98	0.016	Anal 10/6/08 Part
614	CMT	7:00	15:00	CM092508	9/25/2008	7:00	831RY	442	3098	1373		0.036	0.026		160	120	0.022	Anal 10/1/08
615	FB-Field Blank	0:00	0:00	FB092908	9/29/2008	0:00	832RY	0	0			0.014	blank					
616	TB-Trip Blank	0:00	0:00	TB092908	9/29/2008	0:00	833RY	0	0			0.011	blank					
617	MD-20	6:39	15:20	MD20093008	9/30/2008	6:39	819 RY	521	3056	1592		0.025	0.016	<	100	63	0.025	
618	MD-21	7:08	15:01	MD21093008	9/30/2008	7:08	820 RY	473	3013	1425		0.020	0.014	<	100	70	0.020	
619	MD-22	7:15	14:58	MD22093008	9/30/2008	7:15	821 RY	463	3110	1440		0.019	0.013	<	100	69	0.019	2008100169
620	MD-23	7:11	15:00	MD23093008	9/30/2008	7:11	822 RY	469	3008	1411		0.027	0.019	<	100	71	0.027	Receipt 10/6/08 Cr6
621	HSO	7:01	15:06	HS093008	9/30/2008	7:01	823 RY	485	2987	1448		0.079	0.054		150	100	0.054	Anal 10/13/08 Part
622	CMT	7:01	14:15	CM093008	9/30/2008	7:01	824 RY	434	3088	1340		0.037	0.027	<	100	75	0.036	Anal 10/8/08
623	FB-Field Blank	0:00	0:00	FB100208	10/2/2008	0:00	825 RY	0	0			0.011	blank					
624	TB-Trip Blank	0:00	0:00	TB100208	10/2/2008	0:00	251 RY	0	0			0.013	blank					
625	MD-20	6:35	15:10	MD20100208	10/2/2008	6:35	230RY	515	3060	1576	<	0.010	0.0063	<	100	63	0.010	
626	MD-21	7:07	15:03	MD21100208	10/2/2008	7:07	231RY	476	3001	1428		0.010	0.0071	<	100	70	0.010	
627	MD-22	7:14	15:00	MD22100208	10/2/2008	7:14	232RY	466	3095	1442		0.016	0.011	<	100	69	0.016	2008100256
628	MD-23	7:10	15:02	MD23100208	10/2/2008	7:10	233RY	472	3015	1423		0.022	0.016	<	100	70	0.023	Receipt 10/7/08 Cr6
629	HSO	6:58	15:05	HS100208	10/2/2008	6:58	234RY	487	2887	1406		0.054	0.038	<	100	71	0.054	Anal 10/15/08 Part
630	CMT	6:58	14:35	CM100208	10/2/2008	6:58	235RY	457	3087	1411		0.036	0.026	<	100	71	0.037	Anal 10/14/08
631	FB-Field Blank	0:00	0:00	FB100608	10/6/2008	0:00	236 RY	0	0				blank					
632	TB-Trip Blank	0:00	0:00	TB100608	10/6/2008	0:00	237 RY	0	0			0.017	blank					
633	MD-20	6:37	15:17	MD20100708	10/7/2008	6:37	219RY	520	3121	1623		0.023	0.014	<	100	62	0.023	
634	MD-21	7:00	14:59	MD21100708	10/7/2008	7:00	220RY	479	3076	1474		0.026	0.017	<	100	68	0.025	
635	MD-22	7:08	14:55	MD22100708	10/7/2008	7:08	221RY	467	3071	1434		0.021	0.015	<	100	70	0.021	2008100369
636	MD-23	7:05	14:53	MD23100708	10/7/2008	7:05	222RY	468	3093	1447		0.046	0.032	<	100	69	0.046	Receipt 10/10/08
637	HSO	6:50	15:15	HS100708	10/7/2008	6:50	223RY	505	2893	1461		0.037	0.025	<	100	68	0.037	Cr6 Anal 10/17/08
638	CMT	6:58	15:15	CM100708	10/7/2008	6:58	224RY	497	2979	1481		0.048	0.032	<	100	68	0.047	Part Anal 10/13/08
639	FB-Field Blank	0:00	0:00	FB100908	10/9/2008	0:00	225RY	0	0			0.011	blank					
640	TB-Trip Blank	0:00	0:00	TB100908	10/9/2008	0:00	126 RY	0	0			0.018	blank					
641	MD-20	8:30	15:10	MD20100908	10/9/2008	8:30	101RY	400	3121	1248		0.030	0.024	<	100	80	0.030	
642	MD-21	7:00	14:54	MD21100908	10/9/2008	7:00	102RY	474	3076	1458		0.017	0.012	<	100	69	0.017	
643	MD-22	7:08	14:44	MD22100908	10/9/2008	7:08	103RY	456	3071	1400		0.020	0.014	<	100	71	0.020	2008100485
644	MD-23	7:05	14:50	MD23100908	10/9/2008	7:05	104RY	465	3093	1438		0.023	0.016	<	100	70	0.023	Receipt 10/14/08
645	CMT	6:56	14:15	CM100908	10/9/2008	6:56	106RY	439	2979	1308		0.025	0.019	<	100	76	0.025	Cr6 Anal 10/21/08
646	FB-Field Blank	0:00	0:00	FB101308	10/13/2008	0:00	107RY	0	0			0.012	blank					Part Anal 10/17/08
647	TB-Trip Blank	0:00	0:00	TB101308	10/13/2008	0:00	108RY	0	0			0.012	blank					
648	MD-20	6:35	15:27	MD20101408	10/14/2008	6:35	93RY	532	3131	1666		0.011	0.0063		100	62	0.010	
649	MD-21	7:00	15:07	MD21101408	10/14/2008	7:00	94RY	487	3079	1500	<	0.010	0.0067	<	100	67	0.010	
650	MD-22	7:10	15:04	MD22101408	10/14/2008	7:10	95RY	474	3062	1451	<	0.010	0.0069	<	100	69	0.010	2008100645
651	MD-23	7:05	15:06	MD23101408	10/14/2008	7:05	96RY	481	3069	1476	<	0.010	0.0068	<	100	68	0.010	Receipt 10/20/08
652	HSO	6:50	15:12	HS101408	10/14/2008	6:50	97RY	502	2965	1488		0.039	0.026		250	170	0.015	Cr6 Anal 10/23/08
653	CMT	6:50	15:00	CM101408	10/14/2008	6:50	98RY	490	2901	1422		0.024	0.017		100	72	0.024	Part Anal 10/21/08
654	FB-Field Blank	0:00	0:00	FB101608	10/16/2008	0:00	99RY	0	0			0.012	blank					
655	TB-Trip Blank	0:00	0:00	TB101608	10/16/2008	0:00	100RY	0	0			0.014	blank					
656	MD-21	7:00	15:07	MD21101608	10/16/2008	7:00	394RY	487	3005	1464		0.014	0.0097	<	100	68	0.014	
657	MD-22	7:07	14:56	MD22101608	10/16/2008	7:07	395RY	469	3047	1429	<	0.010	0.007	<	100	70	0.010	2008100645
658	MD-23	7:03	15:04	MD23101608	10/16/2008	7:03	396RY	481	3008	1447	<	0.010	0.0069	<	100	69	0.010	Receipt 10/20/08

Honeywell

Sample Identification											Results							
Location ID		Start Time	End Time	Field Sample ID	Sample Date	Sample Time	Filter #	Sampling Time (Min)	Avg Flow Rate (mlPM)	Total Volume (L)	Hexavalent Chromium (ug)			Total Particulate (ug)		(ug/m3)	% Cr6	LWO #
659	HSO	6:55	15:11	HS101608	10/16/2008	6:55	397RY	496	2362	1171		0.027	0.023		130	110	0.021	Receipt 10/20/08 Cr6 Anal 10/23/08 Part Anal 10/21/08
660	CMT	6:55	15:03	CM101608	10/16/2008	6:55	398RY	488	2909	1419		0.021	0.015		160	110	0.014	
661	FB-Field Blank	0:00	0:00	FB102008	10/20/2008	0:00	399RY	0	0			0.015	blank					
662	TB-Trip Blank	0:00	0:00	TB102008	10/20/2008	0:00	400RY	0	0				blank					
663	MD-20	6:44	15:07	MD20102108	10/21/2008	6:44	375RY	503	3147	1583	<	0.010	0.0063	<	100	63	0.010	2008100889 Receipt 10/24/08 Cr6 Anal 10/29/08 Part Anal 10/28/08
664	MD-21	6:59	14:54	MD21102108	10/21/2008	6:59	326RY	475	3025	1437	<	0.010	0.0070	<	100	70	0.010	
665	MD-22	7:23	14:40	MD22102108	10/21/2008	7:23	327RY	437	3051	1333	<	0.010	0.0075	<	100	75	0.010	
666	MD-23	7:18	14:47	MD23102108	10/21/2008	7:18	328RY	449	3048	1369	<	0.010	0.0073	<	100	73	0.010	
667	HSO	7:08	14:55	HS102108	10/21/2008	7:08	329RY	467	2467	1152		0.025	0.022	<	100	87	0.025	
668	CMT	7:08	14:23	CM102108	10/21/2008	7:08	330RY	435	2887	1256		0.019	0.015		110	88	0.017	
669	FB-Field Blank	0:00	0:00	FB102408	10/24/2008	0:00	331RY	0	0				blank					
670	TB-Trip Blank	0:00	0:00	TB102408	10/24/2008	0:00	332RY	0	0				blank					
671	MD-20	6:50	15:16	MD20102308	10/23/2008	6:50	347RY	506	3168	1603		0.011	0.0068	<	100	62	0.011	2008100907 Receipt 10/28/08 Cr6 Anal 11/4/08 Part Anal 10/30/08
672	MD-21	7:11	14:55	MD21102308	10/23/2008	7:11	348RY	464	3070	1424		0.023	0.016		130	94	0.017	
673	MD-22	7:19	15:00	MD22102308	10/23/2008	7:19	349RY	461	3136	1446	<	0.010	0.0069	<	100	69	0.010	
674	MD-23	7:14	15:05	MD23102308	10/23/2008	7:14	350RY	471	3111	1465	<	0.010	0.0068	<	100	68	0.010	
675	HSO	7:07	15:10	HS102308	10/23/2008	7:07	451RY	483	2756	1331		0.057	0.043		150	110	0.039	
676	CMT	7:07	14:00	CM102308	10/23/2008	7:07	452RY	413	2881	1190		0.037	0.031		120	99	0.031	
677	FB-Field Blank	0:00	0:00	FB102708	10/27/2008	0:00	453RY	0	0				blank					
678	TB-Trip Blank	0:00	0:00	TB102708	10/27/2008	0:00	454RY	0	0				blank					
679	MD-20	6:00	14:46	MD20102808	10/28/2008	6:00	470RY	526	3164	1664	<	0.010	0.0060	<	100	60	0.010	2008110008 Receipt 11/3/08 Cr6 Anal 11/7/08 Part Anal 11/4/08
680	MD-21	6:35	14:20	MD21102808	10/28/2008	6:35	471RY	465	3090	1437	<	0.010	0.0070	<	100	70	0.010	
681	MD-22	6:39	14:25	MD22102808	10/28/2008	6:39	472RY	466	3222	1501	<	0.010	0.0067	<	100	67	0.010	
682	MD-23	6:37	14:28	MD23102808	10/28/2008	6:37	473RY	471	3131	1475	<	0.010	0.0068	<	100	68	0.010	
683	HSO	6:45	15:03	HS102808	10/28/2008	6:45	474RY	498	2355	1173	<	0.010	0.0085	<	100	85	0.010	
684	CMT	6:45	15:05	CM102808	10/28/2008	6:45	475RY	500	2874	1437	<	0.010	0.0070	<	100	70	0.010	

Honeywell

Sample Identification											Results							
Location ID		Start Time	End Time	Field Sample ID	Sample Date	Sample Time	Filter #	Sampling Time (Min)	Avg Flow Rate (mlPM)	Total Volume (L)	Hexavalent Chromium (ug)		(ug/m3)	Total Particulate (ug)		(ug/m3)	% Cr6	LWO #
685	FB-Field Blank	0:00	0:00	FB103008	10/30/2008	0:00	426RY	0	0				blank					
686	TB-Trip Blank	0:00	0:00	TB103008	10/30/2008	0:00	427RY	0	0				blank					
687	MD-20	5:55	15:21	MD20103008	10/30/2008	5:55	401RY	566	3108	1759	<	0.010	0.0057	<	100	57	0.010	
688	MD-21	6:45	14:49	MD21103008	10/30/2008	6:45	402RY	484	3076	1489	<	0.010	0.0067	<	100	67	0.010	
689	MD-22	6:48	14:38	MD22103008	10/30/2008	6:48	403RY	470	3227	1517	<	0.010	0.0066	<	100	66	0.010	2008110102
690	MD-23	6:47	14:44	MD23103008	10/30/2008	6:47	404RY	477	3123	1490	<	0.010	0.0067	<	100	67	0.010	Receipt 11/4/08 Cr6
691	HSO	6:43	15:30	HS103008	10/30/2008	6:43	405RY	527	2305	1215		0.019	0.016	<	100	82	0.020	Anal 11/11/08 Part
692	CMT	6:43	15:30	CM103008	10/30/2008	6:43	406RY	527	2877	1516		0.035	0.023	<	100	66	0.035	Anal 11/7/08
693	FB-Field Blank	0:00	0:00	FB110308	11/3/2008	0:00	407RY	0	0				blank					
694	TB-Trip Blank	0:00	0:00	TB110308	11/3/2008	0:00	408RY	0	0				blank					
695	MD-20	5:55	15:43	MD20110408	11/4/2008	5:55	1883RY	588	3071	1806	<	0.010	0.0055		110	62	0.009	
696	MD-21	6:55	15:30	MD21110408	11/4/2008	6:55	1884RY	515	3044	1568	<	0.010	0.0064		120	77	0.008	
697	MD-22	7:04	15:22	MD22110408	11/4/2008	7:04	1885RY	498	3139	1563	<	0.010	0.0064	<	100	64	0.010	2008110262
698	MD-23	6:59	15:26	MD23110408	11/4/2008	6:59	1886RY	507	3091	1567		0.015	0.0096	<	100	64	0.015	Receipt 11/10/08
699	HSO	7:06	15:35	HS110408	11/4/2008	7:06	1887RY	509	2059	1048	<	0.010	0.0096	<	100	95	0.010	Cr6 Anal 11/17/08
700	CMT	7:10	15:35	CM110408	11/4/2008	7:10	1888RY	505	2895	1462	<	0.010	0.0068	<	100	68	0.010	Part Anal 11/11/08
701	FB-Field Blank	0:00	0:00	FB110608	11/6/2008	0:00	424 RY	0	0				blank					
702	TB-Trip Blank	0:00	0:00	TB110608	11/6/2008	0:00	1896 RY	0	0				blank					
703	MD-20	6:05	15:22	MD20110608	11/6/2008	6:05	1897RY	557	3074	1712	<	0.010	0.0058	<	100	58	0.010	
704	MD-21	7:04	15:06	MD21110608	11/6/2008	7:04	1898RY	482	3029	1460	<	0.010	0.0069	<	100	68	0.010	
705	MD-22	7:14	14:55	MD22110608	11/6/2008	7:14	1899RY	461	3090	1424	<	0.010	0.0070	<	100	70	0.010	2008110357
706	MD-23	7:09	15:02	MD23110608	11/6/2008	7:09	1900RY	473	3064	1449		0.020	0.014		150	100	0.014	Receipt 11/11/08
707	HSO	7:02	15:10	HS110608	11/6/2008	7:02	449RY	488	1965	959	<	0.010	0.010	<	100	100	0.010	Cr6 Anal 11/17/08
708	CMT	7:02	14:42	CM110608	11/6/2008	7:02	450RY	460	2883	1326	<	0.010	0.0075	<	100	75	0.010	Part Anal 11/13/08
709	FB-Field Blank	0:00	0:00	FB111008	11/10/2008	0:00	1875RY	0	0				blank					
710	TB-Trip Blank	0:00	0:00	TB111008	11/10/2008	0:00	425RY	0	0				blank					
711	MD-20	5:52	15:33	MD20111108	11/11/2008	5:52	1833RY	581	3090	1795	<	0.010	0.0056	<	100	56	0.010	
712	MD-21	7:01	15:00	MD21111108	11/11/2008	7:01	1834RY	479	3060	1466	<	0.010	0.0068	<	100	68	0.010	
713	MD-22	7:04	15:05	MD22111108	11/11/2008	7:04	1835RY	481	3104	1493	<	0.010	0.0067	<	100	67	0.010	2008110514
714	MD-23	7:09	15:10	MD23111108	11/11/2008	7:09	1836RY	481	3094	1488	<	0.010	0.0067	<	100	67	0.010	Receipt 11/17/08
715	HSO	6:50	15:20	HS111108	11/11/2008	6:50	1837RY	510	2462	1255		0.031	0.025		110	88	0.028	Cr6 Anal 11/21/08
716	CMT	6:51	15:22	CM111108	11/11/2008	6:51	1838RY	511	2843	1453		0.026	0.018	<	100	69	0.026	Part Anal 11/19/08
717	FB-Field Blank	0:00	0:00	FB111308	11/13/2008	0:00	1839RY	0	0				blank					
718	TB-Trip Blank	0:00	0:00	TB111308	11/13/2008	0:00	1840RY	0	0				blank					
719	MD-20	6:14	14:34	MD20111308	11/13/2008	6:14	1952RY	500	3079	1539	<	0.010	0.0065	<	100	65	0.010	
720	MD-21	6:55	14:39	MD21111308	11/13/2008	6:55	1953RY	464	3059	1419		0.011	0.0075	<	100	70	0.011	
721	MD-22	7:09	14:23	MD22111308	11/13/2008	7:09	1954RY	434	3087	1340	<	0.010	0.0075	<	100	75	0.010	2008110604
722	MD-23	7:04	14:36	MD23111308	11/13/2008	7:04	1955RY	452	3101	1402	<	0.010	0.0071	<	100	71	0.010	Receipt 11/18/08
723	HSO	7:05	14:28	HS111308	11/13/2008	7:05	1956RY	443	2556	1132		0.012	0.011	<	100	88	0.013	Cr6 Anal 11/21/08
724	CMT	7:35	13:21	CM111308	11/13/2008	7:35	1957RY	346	2802	970		0.048	0.050		140	140	0.036	Part Anal 11/19/08
725	FB-Field Blank	0:00	0:00	FB111308	11/13/2008	0:00	1958RY	0	0				blank					
726	TB-Trip Blank	0:00	0:00	TB111308	11/13/2008	0:00	1959RY	0	0				blank					
727	MD-20	6:06	15:05	MD20111808	11/18/2008	6:06	1944RY	539	3125	1684	<	0.010	0.0059	<	100	59	0.010	
728	MD-21	6:55	15:03	MD21111808	11/18/2008	6:55	1943RY	488	3094	1510	<	0.010	0.0066	<	100	66	0.010	
729	MD-22	7:15	14:50	MD22111808	11/18/2008	7:15	1942RY	455	3102	1411	<	0.010	0.0071	<	100	71	0.010	2008110770
730	MD-23	7:10	14:58	MD23111808	11/18/2008	7:10	1941RY	468	3120	1460	<	0.010	0.0069	<	100	68	0.010	Receipt 11/24/08
731	HSO	7:01	15:08	HS111808	11/18/2008	7:01	1940RY	487	2647	1289		0.016	0.012	<	100	78	0.015	Cr6 Anal 11/26/08

Honeywell

Sample Identification											Results							
Location ID		Start Time	End Time	Field Sample ID	Sample Date	Sample Time	Filter #	Sampling Time (Min)	Avg Flow Rate (mlPM)	Total Volume (L)	Hexavalent Chromium (ug)		(ug/m3)	Total Particulate (ug)		(ug/m3)	% Cr6	LWO #
732	CMT	7:35	15:13	CM111808	11/18/2008	7:35	1939RY	458	2794	1280		0.076	0.059	<	100	78	0.076	Part Anal 11/25/08
733	FB-Field Blank	0:00	0:00	FB111808	11/18/2008	0:00	1938RY	0	0				blank					
734	TB-Trip Blank	0:00	0:00	TB111808	11/18/2008	0:00	1937RY	0	0				blank					
735	MD-20	6:12	16:33	MD20112008	11/20/2008	6:12	1950RY	621	3244	2014		0.012	0.0061	<	100	50	0.012	
736	MD-21	6:38	16:33	MD21112008	11/20/2008	6:38	1925RY	595	3186	1896		0.024	0.013		140	75	0.017	
737	MD-22	7:38	16:37	MD22112008	11/20/2008	7:38	1924RY	539	3134	1689		0.013	0.0076	<	100	59	0.013	2008110856
738	MD-23	7:26	16:23	MD23112008	11/20/2008	7:26	1923RY	537	3137	1685		0.016	0.0094	<	100	59	0.016	Receipt 11/25/08
739	HSO	7:35	16:52	HS112008	11/20/2008	7:35	1922RY	557	2831	1577		0.027	0.017	<	100	63	0.027	Cr6 Anal 12/3/08
740	CMT	7:40	16:54	CM112008	11/20/2008	7:40	1921RY	554	2810	1557		0.055	0.036		120	80	0.045	Part Anal 11/26/08
741	FB-Field Blank	0:00	0:00	FB112008	11/20/2008	0:00	1920RY	0	0				blank					
742	TB-Trip Blank	0:00	0:00	TB112008	11/20/2008	0:00	1919RY	0	0				blank					
743	MD-20	7:28	15:08	MD20112508	11/25/2008	7:28	2575RY	460	3264	1502	<	0.010	0.0067	<	100	67	0.010	
744	MD-21	7:15	15:30	MD21112508	11/25/2008	7:15	2526RY	495	3163	1566	<	0.010	0.0064	<	100	64	0.010	
745	MD-22	7:25	15:20	MD22112508	11/25/2008	7:25	2527RY	475	3124	1484	<	0.010	0.0068	<	100	67	0.010	2008120047
746	MD-23	7:20	15:25	MD23112508	11/25/2008	7:20	2528RY	485	3098	1503	<	0.010	0.0067	<	100	67	0.010	Receipt 12/2/08 Cr6
747	HSO	7:30	15:25	HS112508	11/25/2008	7:30	2529RY	475	2869	1363	<	0.010	0.0074	<	100	73	0.010	Anal 12/5/08 Part
748	CMT	7:30	14:00	CM112508	11/25/2008	7:30	2530RY	390	2792	1089	<	0.010	0.0092	<	100	92	0.010	Anal 12/3/08
749	FB-Field Blank	0:00	0:00	FB112508	11/25/2008	0:00	2531RY	0	0				blank					
750	TB-Trip Blank	0:00	0:00	TB112508	11/25/2008	0:00	2532RY	0	0				blank					
751	MD-20	6:05	15:15	MD20120208	12/2/2008	6:05	2512RY	550	3259	1792	<	0.010	0.0056	<	100	56	0.010	
752	MD-21	6:20	14:39	MD21120208	12/2/2008	6:20	2513RY	499	3117	1555	<	0.010	0.0065	<	100	64	0.010	
753	MD-22	6:15	14:34	MD22120208	12/2/2008	6:15	2514RY	499	3143	1568	<	0.010	0.0064	<	100	64	0.010	2008120178
754	MD-23	6:18	15:02	MD23120208	12/2/2008	6:18	2518RY	524	3125	1638	<	0.010	0.0061	<	100	61	0.010	Receipt 12/5/08 Cr6
755	HSO	6:45	15:13	HS120208	12/2/2008	6:45	2516RY	508	3116	1583		0.023	0.015	<	100	63	0.024	Anal 12/11/08 Part
756	CMT	**Pump found off @ pickup - Sample discarded**																Anal 12/9/08
757	FB-Field Blank	0:00	0:00	FB120208	12/2/2008	0:00	2515RY	0	0			Blank						
758	TB-Trip Blank	0:00	0:00	TB120208	12/2/2008	0:00	2519RY	0	0			Blank						
759	MD-20	6:04	15:37	MD20120408	12/4/2008	6:04	2484 RY	573	3018	1729	<	0.010	0.0058	<	100	58	0.010	
760	MD-21	6:17	15:15	MD21120408	12/4/2008	6:17	2485 RY	538	3078	1656	<	0.010	0.0061	<	100	60	0.010	
761	MD-22	6:14	15:11	MD22120408	12/4/2008	6:14	2486 RY	537	3117	1674	<	0.010	0.0060	<	100	60	0.010	2008120292
762	MD-23	6:18	15:13	MD23120408	12/4/2008	6:18	2487 RY	535	3125	1672	<	0.010	0.0060	<	100	60	0.010	Receipt 12/10/08
763	HSO	6:47	15:16	HS120408	12/4/2008	6:47	2488 RY	509	3116	1586		0.069	0.044		140	90	0.049	Cr6 Anal 12/12/08
764	CMT	6:47	14:45	CM120408	12/4/2008	6:47	2489 RY	478	2944	1407		0.036	0.026		120	82	0.032	Part Anal 12/11/08
765	FB-Field Blank	0:00	0:00	FB120408	12/4/2008	0:00	2490 RY	0	0			Blank						
766	TB-Trip Blank	0:00	0:00	TB120408	12/4/2008	0:00	2491 RY	0	0			Blank						
767	MD-20	6:05	15:40	MD20120908	12/9/2008	6:05	2465RY	575	3026	1740	<	0.010	0.0058		100	59	0.010	
768	MD-21	6:23	15:10	MD21120908	12/9/2008	6:23	2466RY	527	3078	1622	<	0.010	0.0062		110	66	0.009	
769	MD-22	6:19	15:00	MD22120908	12/9/2008	6:19	2467RY	521	3094	1612	<	0.010	0.0062	<	100	62	0.010	2008120401
770	MD-23	6:25	15:05	MD23120908	12/9/2008	6:25	2468RY	520	3141	1633	<	0.010	0.0061	<	100	61	0.010	Receipt 12/15/08
771	HSO	6:57	14:00	HS120908	12/9/2008	6:57	2469RY	423	3089	1307		0.076	0.058		200	160	0.036	Cr6 Anal 12/18/08
772	CMT	6:57	15:10	CM120908	12/9/2008	6:57	2470RY	493	2920	1440		0.031	0.021		160	110	0.019	Part Anal 12/16/08
773	FB-Field Blank	0:00	0:00	FB120908	12/9/2008	0:00	2471RY	0	0			Blank						
774	TB-Trip Blank	0:00	0:00	TB120908	12/9/2008	0:00	2472RY	0	0			Blank						
775	MD-20	6:06	15:10	MD20121108	12/11/2008	6:06	2435RY	544	3020	1643	<	0.010	0.0061	<	100	61	0.010	
776	MD-21	6:27	15:00	MD21121108	12/11/2008	6:27	2436RY	513	3081	1580	<	0.010	0.0064	<	100	63	0.010	
777	MD-22	6:25	14:55	MD22121108	12/11/2008	6:25	2437RY	510	3130	1596	<	0.010	0.0063	<	100	63	0.010	2008120496
778	MD-23	6:28	14:50	MD23121108	12/11/2008	6:28	2438RY	502	3150	1581	<	0.010	0.0064	<	100	63	0.010	Receipt 12/16/08

Honeywell

Sample Identification											Results							
Location ID		Start Time	End Time	Field Sample ID	Sample Date	Sample Time	Filter #	Sampling Time (Min)	Avg Flow Rate (mlPM)	Total Volume (L)	Hexavalent Chromium (ug)		(ug/m3)	Total Particulate (ug)		(ug/m3)	% Cr6	LWO #
779	HSO	**No sample taken - Rain Day**																Cr6 Anal 12/22/08
780	CMT	**No sample taken - Rain Day**																Part Anal 12/18/08
781	FB-Field Blank	0:00	0:00	FB121108	12/11/2008	0:00	2441RY	0	0			Blank						
782	TB-Trip Blank	0:00	0:00	TB121108	12/11/2008	0:00	2442RY	0	0			Blank						
783	MD-20	6:07	15:15	MD20121608	12/16/2008	6:07	615TA	548	2994	1641	<	0.010	0.0062	<	100	61	0.010	
784	MD-21	6:19	15:08	MD21121608	12/16/2008	6:19	616TA	529	3122	1651	<	0.010	0.0061	<	100	61	0.010	
785	MD-22	6:15	15:00	MD22121608	12/16/2008	6:15	617TA	525	3150	1654	<	0.010	0.0061	<	100	60	0.010	2008120646
786	MD-23	6:18	15:05	MD23121608	12/16/2008	6:18	618TA	527	3134	1652	<	0.010	0.0061	<	100	61	0.010	Receipt 12/22/08
787	HSO	6:56	15:12	HS121608	12/16/2008	6:56	619TA	496	3095	1535	<	0.010	0.0066	<	100	65	0.010	Cr6 Anal 12/30/08
788	CMT	6:56	15:12	CM121608	12/16/2008	6:56	620TA	496	2914	1445		0.036	0.025	<	100	69	0.036	Part Anal 12/23/08
789	FB-Field Blank	0:00	0:00	FB121608	12/16/2008	0:00	621TA	0	0			Blank						
790	TB-Trip Blank	0:00	0:00	TB121608	12/16/2008	0:00	622TA	0	0			Blank						
791	MD-20	6:15	15:25	MD20121808	12/18/2008	6:15	587 TA	550	2998	1649	<	0.010	0.0061	<	100	61	0.010	
792	MD-21	6:28	15:10	MD21121808	12/18/2008	6:28	588 TA	522	3167	1653	<	0.010	0.0061	<	100	60	0.010	
793	MD-22	6:26	15:00	MD22121808	12/18/2008	6:26	589 TA	514	3148	1618	<	0.010	0.0062	<	100	62	0.010	2008120685
794	MD-23	6:29	15:05	MD23121808	12/18/2008	6:29	590 TA	516	3193	1648	<	0.010	0.0061	<	100	61	0.010	Receipt 12/23/08
795	HSO	7:10	15:22	HS121808	12/18/2008	7:10	591 TA	492	3094	1522		0.027	0.0180	<	100	66	0.027	Cr6 Anal 1/2/09
796	CMT	7:10	15:20	CM121808	12/18/2008	7:10	592 TA	490	2902	1422	<	0.010	0.0071	<	100	70	0.010	Part Anal 12/29/08
797	FB-Field Blank	0:00	0:00	FB121808	12/18/2008	0:00	593 TA	0	0			Blank						
798	TB-Trip Blank	0:00	0:00	TB121808	12/18/2008	0:00	594 TA	0	0			Blank						

Honeywell

Sample Identification											Results							
Location ID		Start Time	End Time	Field Sample ID	Sample Date	Sample Time	Filter #	Sampling Time (Min)	Avg Flow Rate (mlPM)	Total Volume (L)	Hexavalent Chromium (ug)		(ug/m3)	Total Particulate (ug)		(ug/m3)	% Cr6	LWO #
799	MD-20	5:50	15:55	MD20122308	12/23/2008	5:50	666 TA	605	3055	1849	<	0.010	0.0055	<	100	54	0.010	
800	MD-21	6:45	15:45	MD21122308	12/23/2008	6:45	667 TA	540	3170	1712	<	0.010	0.0059	<	100	58	0.010	
801	MD-22	7:00	15:40	MD22122308	12/23/2008	7:00	668 TA	520	3152	1639	<	0.010	0.0062	<	100	61	0.010	
802	MD-23	6:55	15:42	MD23122308	12/23/2008	6:55	669 TA	527	3119	1644	<	0.010	0.0061	<	100	61	0.010	
803	HSO	6:50	15:50	HS122308	12/23/2008	6:50	670 TA	540	3001	1621		0.020	0.012	<	100	62	0.019	
804	CMT	7:00	15:52	CM122308	12/23/2008	7:00	671 TA	532	2987	1589		0.036	0.022		100	76	0.029	
805	FB-Field Blank	0:00	0:00	FB122308	12/23/2008	0:00	672 TA	0	0			Blank						2009010013
806	TB-Trip Blank	0:00	0:00	TB122308	12/23/2008	0:00	673 TA	0	0			Blank						Receipt 1/2/09 Cr6
807	MD-20	6:19	15:32	MD20123008	12/30/2008	6:19	650 TA	553	3087	1707	<	0.010	0.0059	<	100	59	0.010	Anal 1/8/09 Part
808	MD-21	6:58	15:19	MD21123008	12/30/2008	6:58	649 TA	501	3183	1594		0.014	0.0090	<	100	63	0.014	Anal 1/5/09
809	MD-22	7:05	15:12	MD22123008	12/30/2008	7:05	648 TA	487	3141	1530	<	0.010	0.0066	<	100	65	0.010	
810	MD-23	7:02	15:16	MD23123008	12/30/2008	7:02	647 TA	494	3075	1519	<	0.010	0.0066	<	100	66	0.010	
811	HSO	7:35	15:34	HS123008	12/30/2008	7:35	646 TA	479	2900	1389		0.025	0.018	<	100	72	0.025	
812	CMT	7:08	15:36	CM123008	12/30/2008	7:08	645 TA	508	2913	1480		0.042	0.028	<	100	68	0.041	
813	FB-Field Blank	0:00	0:00	FB123008	12/30/2008	0:00	116 TA	0	0			Blank						
814	TB-Trip Blank	0:00	0:00	TB123008	12/30/2008	0:00	117 TA	0	0			Blank						

Sample Identification										Results			
Location ID	Start Time	End Time	Field Sample ID	Sample Date	Sample Time	Filter #	Sampling Time (Min)	Avg Flow Rate (mlPM)	Total Volume (L)	Hexavalent Chromium (ug) (ug/m3)	Total Particulate (ug) (ug/m3)	% Cr6	LWO #

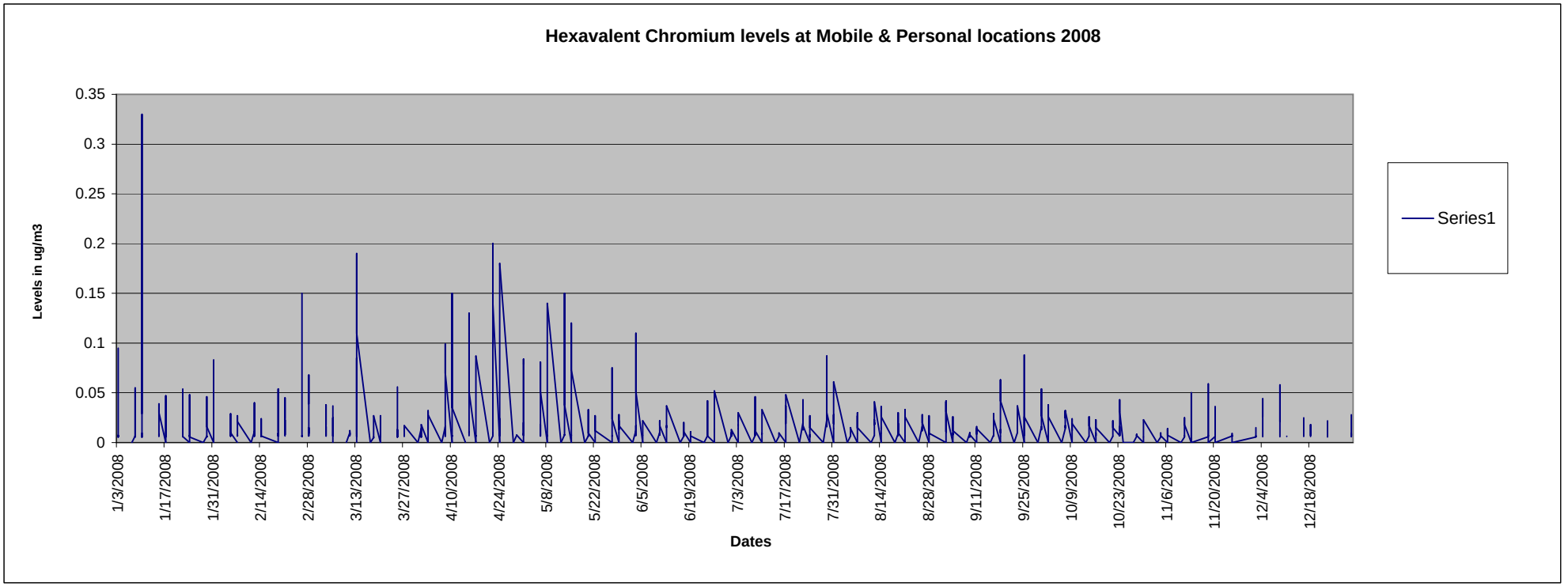

Honeywell

SA-7 Site
Jersey City, NJ

Hexavalent Chromium
Air Sampling Results
Construction Management Team

2009

How many site samples were taken this year?	**67**
How many samples contained any detectable amount of hexavalent chromium?	**43**
How many samples contained ≥ than 5.0* micrograms of hexavalent chromium per cubic meter (ug/m^3)?	**0**
What was the highest level of hexavelent chromium detected in all samples?	**0.074** ug/m^3

** OSHA PEL for Hexavalent Chromium is 5.0 ug/m^3*

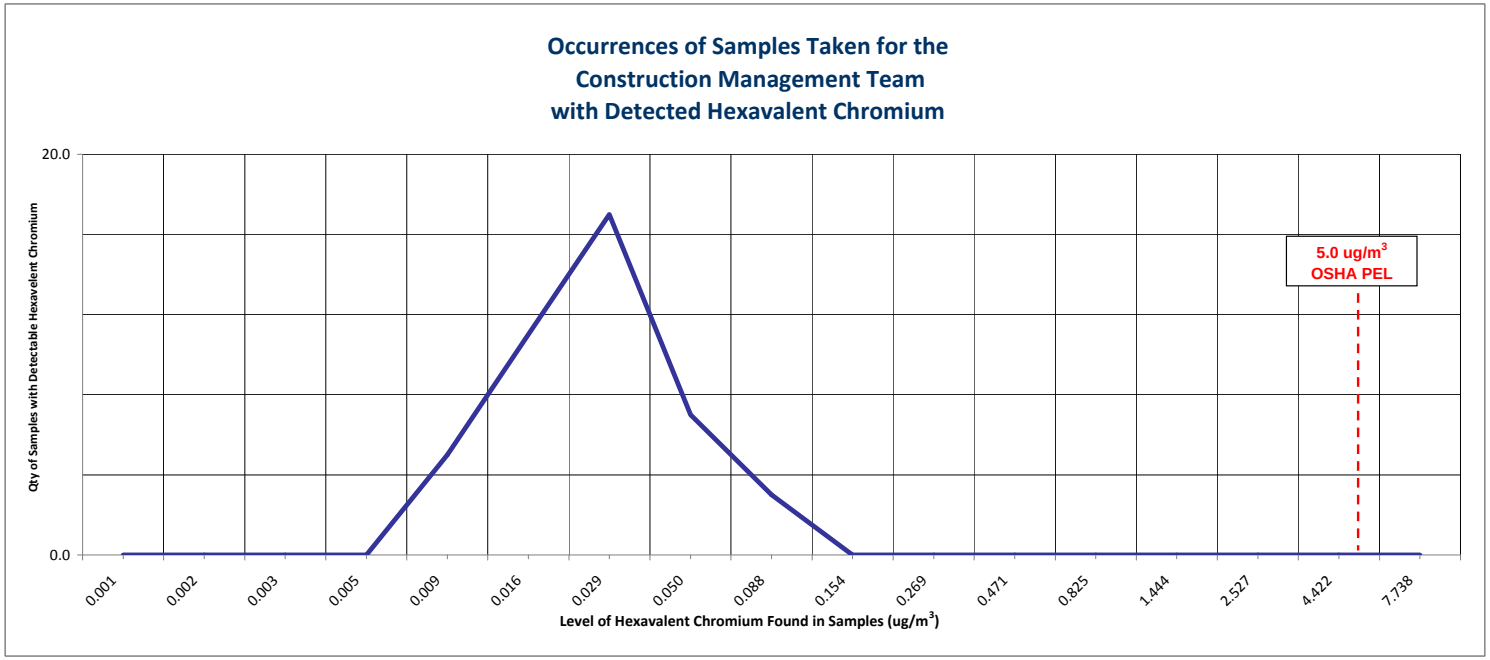

Honeywell

SA-7 Site
Jersey City, NJ

Hexavalent Chromium
Air Sampling Results
Health and Safety Officers

2009

How many site samples were taken this year?	**66**
How many samples contained any detectable amount of hexavalent chromium?	**47**
How many samples contained ≥ than 5.0* micrograms of hexavalent chromium per cubic meter (ug/m^3)?	**0**
What was the highest level of hexavelent chromium detected in all samples?	**0.210** ug/m^3

** OSHA PEL for Hexavalent Chromium is 5.0 ug/m^3*

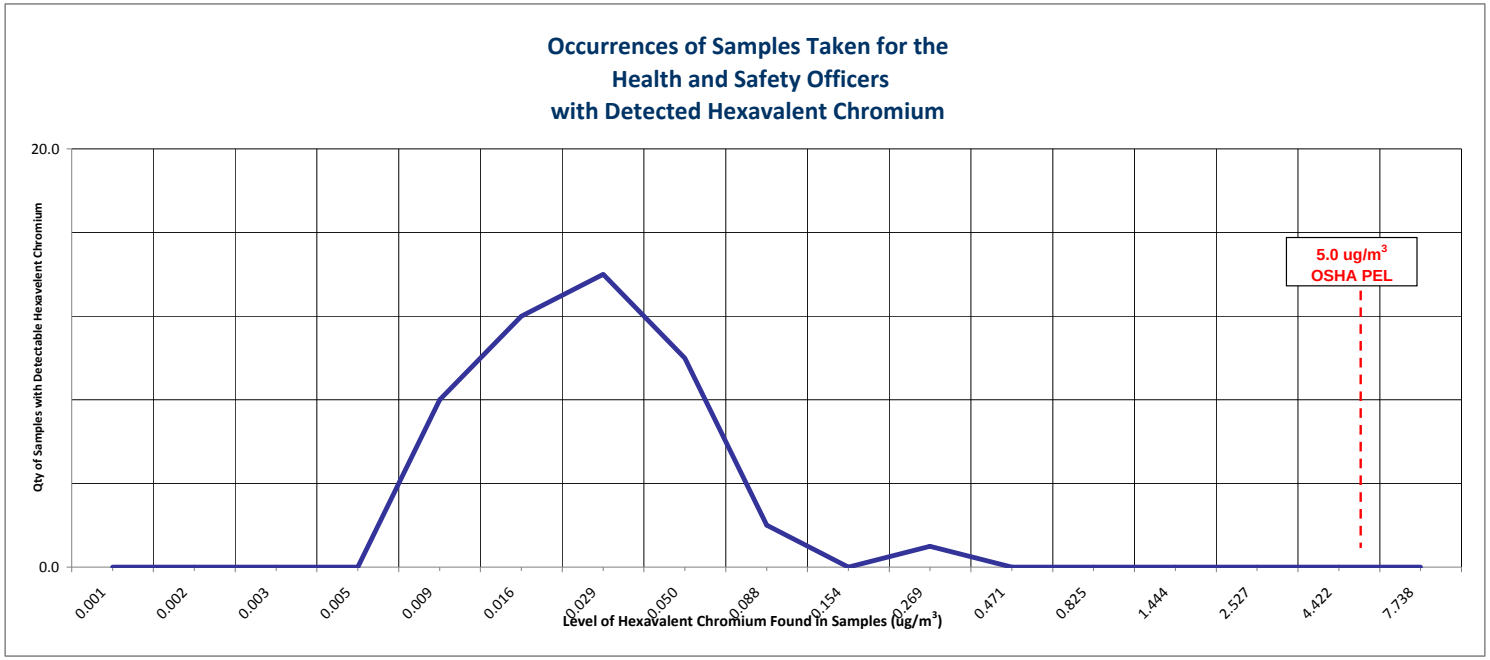

Honeywell

SA-7 Site
Jersey City, NJ

Hexavalent Chromium
Air Sampling Results
Mobile Devices

2009

How many site samples were taken this year?	288
How many samples contained any detectable amount of hexavalent chromium?	248
How many samples contained ≥ than 5.0* micrograms of hexavalent chromium per cubic meter (ug/m^3)?	0
What was the highest level of hexavelent chromium detected in all samples?	0.120 ug/m^3

** OSHA PEL for Hexavalent Chromium is 5.0 ug/m^3*

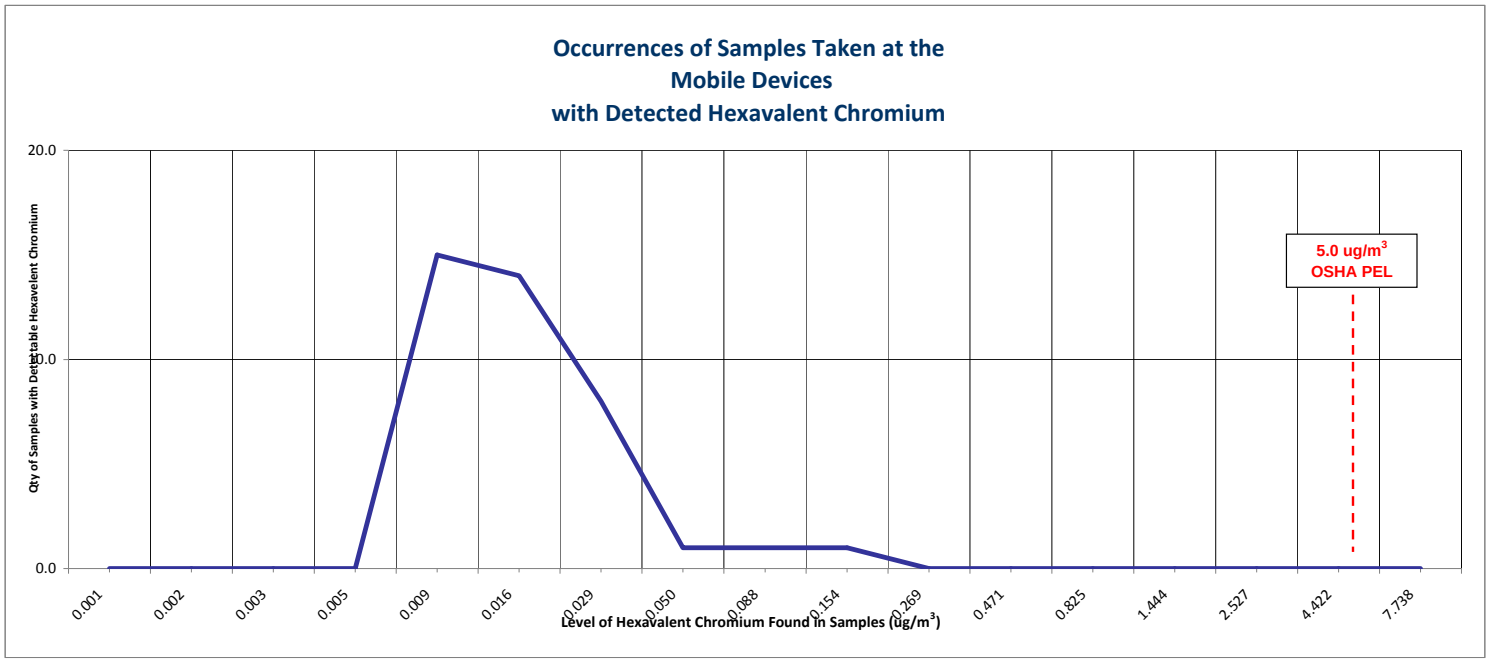

Honeywell

Honeywell SA-7
2009 Statistics for
Construction Management Team
in EZ

Metric	Perimeter Air Sampling Results for Detectable CrVI (µg/m3)
Number of Filters Taken	**68**
Number of Blanks	0
Number of Void	1
Number of Samples	**67**
Number Below Detectable Limits	**24**
Number of Detectable Samples	43
Percent Detectable	**64%**
Minimum Detectable Value	**0.0079**
10th Percentile	0.0094
20th Percentile	0.0120
30th Percentile	0.0140
Mean Detectable Value	**0.0225**
Median Detectable Value	0.0190
70th Percentile	0.0254
80th Percentile	0.0306
90th Percentile	0.0350
95th Percentile	0.0516
Maximum Detectable Value	**0.0740**
OSHA PEL	**5.0**

Honeywell SA-7
2009 Statistics for
Health & Safety Officers
in EZ

Metric	Perimeter Air Sampling Results for Detectable CrVI (µg/m^3)
Number of Filters Taken	**69**
Number of Blanks	0
Number of Void	3
Number of Samples	**66**
Number Below Detectable Limits	**19**
Number of Detectable Samples	47
Percent Detectable	**71%**
Minimum Detectable Value	**0.0070**
10th Percentile	0.0091
20th Percentile	0.0101
30th Percentile	0.0120
Mean Detectable Value	**0.0272**
Median Detectable Value	0.0200
70th Percentile	0.0280
80th Percentile	0.0328
90th Percentile	0.0468
95th Percentile	0.0560
Maximum Detectable Value	**0.2100**
OSHA PEL	**5.0**

Honeywell SA-7
2009 Statistics for
Mobile Devices
in EZ

Metric	Perimeter Air Sampling Results for Detectable CrVI (µg/m^3)
Number of Filters Taken	**432**
Number of Blanks	144
Number of Void	0
Number of Samples	**288**
Number Below Detectable Limits	**248**
Number of Detectable Samples	40
Percent Detectable	**14%**
Minimum Detectable Value	**0.0066**
10th Percentile	0.0076
20th Percentile	0.0081
30th Percentile	0.0086
Mean Detectable Value	**0.0163**
Median Detectable Value	0.0115
70th Percentile	0.0150
80th Percentile	0.0172
90th Percentile	0.0211
95th Percentile	0.0306
Maximum Detectable Value	**0.1200**
OSHA PEL	**5.0**

Sample Identification											Results							
	Location ID	Start Time	End Time	Field Sample ID	Sample Date	Sample Time	Filter #	Sampling Time (Min)	Avg Flow Rate (mlPM)	Total Volume (L)	Hexavalent Chromium (ug)		(ug/m3)	Total Particulate (ug)		(ug/m3)	% Cr6	LWO #
1	MD-20	6:18	15:11	MD20010609	1/6/2009	6:18	90 TA	533	3069	1636	<	0.010	0.0062	<	100	61	0.010	2009010247 Receipt 1/9/09 Cr6 Anal 1/15/09 Part Anal 1/12/09
2	MD-21	6:56	15:02	MD21010609	1/6/2009	6:56	91 TA	486	3216	1563	<	0.010	0.0064	<	100	64	0.010	
3	MD-22	7:03	14:57	MD22010609	1/6/2009	7:03	92 TA	474	3161	1498	<	0.010	0.0067	<	100	67	0.010	
4	MD-23	7:00	15:00	MD23010609	1/6/2009	7:00	93 TA	480	3152	1513	<	0.010	0.0067	<	100	66	0.010	
5	HSO	7:32	15:05	HS010609	1/6/2009	7:32	94 TA	453	2848	1290		0.010	0.039		100	78	0.050	
6	CMT	7:38	15:04	CM010609	1/6/2009	7:38	95 TA	446	2803	1250		0.010	0.028		100	84	0.033	
7	FB-Field Blank	0:00	0:00	FB010609	1/6/2009	0:00	68 TA	0	0									
8	TB-Trip Blank	0:00	0:00	TB010609	1/6/2009	0:00	125 TA	0	0									
9	MD-20	6:14	15:10	MD20010809	1/8/2009	6:14	60TA	536	3042	1630	<	0.010	0.0062	<	100	61	0.010	2009010344 Receipt 1/13/09 Cr6 Anal 1/15/09 Part Anal 1/14/09
10	MD-21	6:26	15:13	MD21010809	1/8/2009	6:26	61TA	527	3190	1681	<	0.010	0.0060	<	100	59	0.010	
11	MD-22	6:22	15:15	MD22010809	1/8/2009	6:22	62TA	533	3166	1687	<	0.010	0.0060	<	100	59	0.010	
12	MD-23	6:27	15:20	MD23010809	1/8/2009	6:27	63TA	533	3158	1683	<	0.010	0.0060	<	100	59	0.010	
13	HSO	7:03	15:05	HS010809	1/8/2009	7:03	64TA	482	2945	1419		0.040	0.028		120	82	0.034	
14	CMT	7:03	15:05	CM010809	1/8/2009	7:03	65TA	482	2867	1382	<	0.010	0.0073	<	100	72	0.010	
15	FB-Field Blank	0:00	0:00	FB010809	1/8/2009	0:00	66TA	0	0									
16	TB-Trip Blank	0:00	0:00	TB010809	1/8/2009	0:00	67TA	0	0									
17	MD-20	6:05	14:55	MD20011309	1/13/2009	6:05	265TA	530	3016	1598	<	0.010	0.0063	<	100	63	0.010	2009010557 Receipt 1/19/09 Cr6 Anal 1/20/09 Part Anal 1/20/09
18	MD-21	6:50	15:00	MD21011309	1/13/2009	6:50	266TA	490	3127	1532	<	0.010	0.0066	<	100	65	0.010	
19	MD-22	6:18	15:03	MD22011309	1/13/2009	6:18	267TA	525	3147	1652	<	0.010	0.0061	<	100	61	0.010	
20	MD-23	6:20	15:10	MD23011309	1/13/2009	6:20	268TA	530	3147	1668	<	0.010	0.0060	<	100	60	0.010	
21	HSO	6:50	15:00	HS011309	1/13/2009	6:50	269TA	490	2969	1455		0.011	0.0073		240	170	0.004	
22	CMT	6:50	15:00	CM011309	1/13/2009	6:50	270TA	490	2976	1458	<	0.010	0.0069		150	110	0.006	
23	FB-Field Blank	0:00	0:00	FB011309	1/13/2009	0:00	271TA	0	0									
24	TB-Trip Blank	0:00	0:00	TB011309	1/13/2009	0:00	272TA	0	0									
25	MD-20	6:09	15:05	MD20011509	1/15/2009	6:09	237TA	536	3048	1634	<	0.010	0.0062	<	100	61	0.010	2009010657 Receipt 1/21/09 Cr6 Anal 1/23/09 Part Anal 1/22/09
26	MD-21	6:51	14:55	MD21011509	1/15/2009	6:51	238TA	484	3164	1531		0.026	0.017	<	100	65	0.026	
27	MD-22	6:19	14:45	MD22011509	1/15/2009	6:19	239TA	506	3158	1598	<	0.013	0.0063	<	100	63	0.010	
28	MD-23	6:21	14:50	MD23011509	1/15/2009	6:21	240TA	509	3163	1610		0.066	0.0081	<	100	62	0.013	
29	HSO	6:50	15:00	HS011509	1/15/2009	6:50	241TA	490	2964	1452		0.015	0.046	<	100	69	0.067	
30	CMT	6:50	14:30	CM011509	1/15/2009	6:50	242TA	460	2952	1358		0.010	0.011	<	100	74	0.015	
31	FB-Field Blank	0:00	0:00	FB011509	1/15/2009	0:00	243TA	0	0									
32	TB-Trip Blank	0:00	0:00	TB011509	1/15/2009	0:00	244TA	0	0									
33	MD-20	6:12	15:25	MD20012009	1/20/2009	6:12	216TA	553	3114	1722	<	0.010	0.0059	<	100	58	0.010	2009010761 Receipt 1/23/09 Cr6 Anal 1/28/09 Part Anal 1/26/09
34	MD-21	6:57	15:05	MD21012009	1/20/2009	6:57	217TA	488	3179	1551	<	0.010	0.0065	<	100	64	0.010	
35	MD-22	6:21	15:00	MD22012009	1/20/2009	6:21	218TA	519	3150	1635	<	0.010	0.0062	<	100	61	0.010	
36	MD-23	6:23	15:08	MD23012009	1/20/2009	6:23	219TA	525	3192	1676	<	0.010	0.0060	<	100	60	0.010	
37	HSO	6:54	15:10	HS012009	1/20/2009	6:54	220TA	496	3091	1533		0.013	0.0082	<	100	65	0.013	
38	CMT	6:54	15:10	CM012009	1/20/2009	6:54	221TA	496	2838	1408		0.017	0.012	<	100	71	0.017	
39	FB-Field Blank	0:00	0:00	FB012009	1/20/2009	0:00	222TA	0	0									
40	TB-Trip Blank	0:00	0:00	TB012009	1/20/2009	0:00	223TA	0	0									
41	MD-20	6:11	15:12	MD20012209	1/22/2009	6:11	870 TA	541	3136	1697	<	0.010	0.0059	<	100	59	0.010	2009010885 Receipt 1/27/09 Cr6 Anal 1/30/09 Part Anal 1/29/09
42	MD-21	6:54	15:05	MD21012209	1/22/2009	6:54	871 TA	491	3131	1538	<	0.010	0.0066	<	100	65	0.010	
43	MD-22	6:57	15:00	MD22012209	1/22/2009	6:57	872 TA	483	3132	1513	<	0.010	0.0067	<	100	66	0.010	
44	MD-23	7:00	15:03	MD23012209	1/22/2009	7:00	873 TA	483	3157	1525	<	0.010	0.0066	<	100	66	0.010	
45	HSO	7:05	15:07	HS012209	1/22/2009	7:05	874 TA	482	3080	1485		0.030	0.020		110	75	0.027	
46	CMT	7:38	15:07	CM012209	1/22/2009	7:38	875 TA	449	2780	1248		0.030	0.024		110	91	0.026	
47	FB-Field Blank	0:00	0:00	FB012209	1/22/2009	0:00	862 TA	0	0									

Sample Identification											Results							
Location ID		Start Time	End Time	Field Sample ID	Sample Date	Sample Time	Filter #	Sampling Time (Min)	Avg Flow Rate (mlPM)	Total Volume (L)	Hexavalent Chromium (ug)		(ug/m3)	Total Particulate (ug)		(ug/m3)	% Cr6	LWO #
48	TB-Trip Blank	0:00	0:00	TB012209	1/22/2009	0:00	863 TA	0	0									
49	MD-20	6:00	15:01	MD20012709	1/27/2009	6:00	888TA	541	3108	1681	<	0.010	0.0060	<	100	59	0.010	
50	MD-21	6:56	15:11	MD21012709	1/27/2009	6:56	889TA	495	3169	1568		0.035	0.022	<	100	64	0.034	
51	MD-22	6:08	15:03	MD22012709	1/27/2009	6:08	890TA	535	3148	1684	<	0.010	0.0060	<	100	59	0.010	2009020003
52	MD-23	6:11	15:08	MD23012709	1/27/2009	6:11	891TA	537	3127	1679		0.022	0.013		100	62	0.021	Receipt 2/2/09 Cr6
53	HSO	6:55	15:23	HS012709	1/27/2009	6:55	892TA	508	3071	1560		0.330	0.21		320	210	0.100	Anal 2/4/09 Part
54	CMT	6:55	15:23	CM012709	1/27/2009	6:55	893TA	508	2901	1474		0.052	0.035	<	100	68	0.051	Anal 2/2/09
55	FB-Field Blank	0:00	0:00	FB012709	1/27/2009	0:00	894TA	0	0									
56	TB-Trip Blank	0:00	0:00	TB012709	1/27/2009	0:00	895TA	0	0									
57	MD-20	6:00	15:26	MD20012909	1/29/2009	6:00	1053TA	566	3093	1750	<	0.010	0.0058	<	100	57	0.010	
58	MD-21	6:52	15:17	MD21012909	1/29/2009	6:52	1054TA	505	3189	1610	<	0.010	0.0063	<	100	62	0.010	
59	MD-22	6:56	15:07	MD22012909	1/29/2009	6:56	1055TA	491	3147	1545	<	0.010	0.0065	<	100	65	0.010	2009020056
60	MD-23	6:54	15:14	MD23012909	1/29/2009	6:54	1056TA	500	3120	1560	<	0.010	0.0065	<	100	64	0.010	Receipt 2/3/09 Cr6
61	HSO	6:51	15:37	HS012909	1/29/2009	6:51	1057TA	526	3073	1616		0.029	0.018		180	110	0.016	Anal 2/6/09 Part
62	CMT	6:51	15:38	CM012909	1/29/2009	6:51	1058TA	527	3036	1600		0.022	0.014	<	100	63	0.022	Anal 2/4/09
63	FB-Field Blank	0:00	0:00	FB012909	1/29/2009	0:00	1059TA	0	0									
64	TB-Trip Blank	0:00	0:00	TB012909	1/29/2009	0:00	1060TA	0	0									
65	MD-20	6:10	15:15	MD20020309	2/3/2009	6:10	1035 TA	545	3092	1685	<	0.010	0.0060	<	100	59	0.010	
66	MD-21	6:59	14:58	MD21020309	2/3/2009	6:59	1036 TA	479	3172	1519	<	0.010	0.0066	<	100	66	0.010	
67	MD-22	6:30	14:50	MD22020309	2/3/2009	6:30	1037 TA	500	3165	1582	<	0.010	0.0064	<	100	63	0.010	2009020189
68	MD-23	6:35	14:53	MD23020309	2/3/2009	6:35	1038 TA	498	3147	1567	<	0.010	0.0064	<	100	64	0.010	Receipt 2/6/09 Cr6
69	HSO	6:58	15:00	HS020309	2/3/2009	6:58	1039 TA	482	3058	1474		0.020	0.014	<	100	68	0.021	Anal 2/10/09 Part
70	CMT	6:58	15:00	CM020309	2/3/2009	6:58	1040 TA	482	3003	1447	<	0.010	0.0070	<	100	69	0.010	Anal 2/9/09
71	FB-Field Blank	0:00	0:00	FB020309	2/3/2009	0:00	1041 TA	0	0									
72	TB-Trip Blank	0:00	0:00	TB020309	2/3/2009	0:00	1042 TA	0	0									
73	MD-20	6:00	15:20	MD20020509	2/5/2009	6:00	1008TA	560	3140	1758	<	0.010	0.0057	<	100	57	0.010	
74	MD-21	6:55	15:10	MD21020509	2/5/2009	6:55	1009TA	495	3166	1567		0.013	0.0081	<	100	64	0.013	
75	MD-22	6:15	15:00	MD22020509	2/5/2009	6:15	1010TA	525	3210	1685	<	0.010	0.0060	<	100	59	0.010	2009020245
76	MD-23	6:18	15:03	MD23020509	2/5/2009	6:18	1011TA	525	3243	1702	<	0.010	0.0059	<	100	59	0.010	Receipt 2/10/09 Cr6
77	HSO	6:54	15:15	HS020509	2/5/2009	6:54	1012TA	501	3110	1558		0.076	0.049		190	120	0.041	Anal 2/13/09 Part
78	CMT	6:54	15:15	CM020509	2/5/2009	6:54	1013TA	501	3074	1540		0.034	0.022	<	100	65	0.034	Anal 2/11/09
79	FB-Field Blank	0:00	0:00	FB020509	2/5/2009	0:00	1014TA	0	0									
80	TB-Trip Blank	0:00	0:00	TB020509	2/5/2009	0:00	1015TA	0	0									
81	MD-20	6:30	15:00	MD20021009	2/10/2009	6:30	1023TA	510	3133	1598	<	0.010	0.0063	<	100	63	0.010	
82	MD-21	7:10	14:45	MD21021009	2/10/2009	7:10	1024TA	455	3125	1422	<	0.010	0.0071	<	100	70	0.010	
83	MD-22	6:50	14:52	MD22021009	2/10/2009	6:50	1025TA	482	3182	1534	<	0.010	0.0066	<	100	65	0.010	2009020440
84	MD-23	7:05	14:49	MD23021009	2/10/2009	7:05	1027TA	464	3216	1492	<	0.010	0.0067	<	100	67	0.010	Receipt 2/13/09 Cr6
85	HSO	7:00	14:47	HS021009	2/10/2009	7:00	2914TA	467	3119	1457		0.022	0.015		110	76	0.020	Anal 2/17/09 Part
86	CMT	7:00	13:58	CM021009	2/10/2009	7:00	2915TA	418	3072	1284	<	0.010	0.0078	<	100	78	0.010	Anal 2/16/09
87	FB-Field Blank	0:00	0:00	FB021009	2/10/2009	0:00	1050TA	0	0									
88	TB-Trip Blank	0:00	0:00	TB021009	2/10/2009	0:00	2923TA	0	0									
89	MD-20	6:30	14:59	MD20021209	2/12/2009	6:30	2938TA	509	3086	1571	<	0.010	0.0064		600	380	0.002	
90	MD-21	7:05	14:45	MD21021209	2/12/2009	7:05	2889TA	460	3106	1429	<	0.010	0.0070	<	100	70	0.010	
91	MD-22	7:11	14:52	MD22021209	2/12/2009	7:11	2890TA	461	3150	1452	<	0.010	0.0069	<	100	69	0.010	2009020560
92	MD-23	7:08	14:54	MD23021209	2/12/2009	7:08	2891TA	466	3146	1466	<	0.010	0.0069	<	100	68	0.010	Receipt 2/18/09 Cr6
93	HSO	7:00	14:47	HS021209	2/12/2009	7:00	2892TA	467	3074	1435		0.048	0.033		1900	1300	0.003	Anal 2/23/09 Part
94	CMT	7:00	12:30	CM021209	2/12/2009	7:00	2893TA	330	3014	995		0.022	0.023		660	660	0.003	Anal 2/19/09

Honeywell

Sample Identification											Results							
Location ID		Start Time	End Time	Field Sample ID	Sample Date	Sample Time	Filter #	Sampling Time (Min)	Avg Flow Rate (mlPM)	Total Volume (L)	Hexavalent Chromium (ug) (ug/m3)			Total Particulate (ug) (ug/m3)			% Cr6	LWO #
95	FB-Field Blank	0:00	0:00	FB021209	2/12/2009	0:00	2894TA	0	0									
96	TB-Trip Blank	0:00	0:00	TB021209	2/12/2009	0:00	2895TA	0	0									
97	MD-20	6:50	15:00	MD20021709	2/17/2009	6:50	2910TA	490	3044	1491	<	0.010	0.0068	<	100	67	0.010	
98	MD-21	7:03	15:12	MD21021709	2/17/2009	7:03	2911TA	489	3118	1525		0.028	0.018	<	100	66	0.027	
99	MD-22	7:10	15:03	MD22021709	2/17/2009	7:10	2912TA	473	3199	1513	<	0.010	0.0067	<	100	66	0.010	2009020673
100	MD-23	7:35	15:08	MD23021709	2/17/2009	7:35	2913TA	453	3156	1430	<	0.010	0.0071	<	100	70	0.010	Receipt 2/20/09 Cr6
101	HSO	7:00	15:05	HS021709	2/17/2009	7:00	2991TA	485	3046	1477		0.035	0.024	<	100	68	0.035	Anal 2/25/09 Part
102	CMT	7:00	14:30	CM021709	2/17/2009	7:00	2992TA	450	2999	1350		0.072	0.053		150	110	0.048	Anal 2/23/09
103	FB-Field Blank	0:00	0:00	FB021709	2/17/2009	0:00	2993TA	0	0									
104	TB-Trip Blank	0:00	0:00	TB021709	2/17/2009	0:00	2983TA	0	0									
105	MD-20	6:35	15:00	MD20021909	2/19/2009	6:35	2882TA	505	3027	1529	<	0.010	0.0066	<	100	65	0.010	
106	MD-21	7:03	14:55	MD21021909	2/19/2009	7:03	2883TA	472	3114	1470	<	0.010	0.0069	<	100	68	0.010	
107	MD-22	7:15	14:50	MD22021909	2/19/2009	7:15	2884TA	455	3249	1478	<	0.010	0.0068	<	100	68	0.010	2009020821
108	MD-23	7:08	15:05	MD23021909	2/19/2009	7:08	2885TA	477	3158	1506	<	0.010	0.0067	<	100	66	0.010	Receipt 2/24/09 Cr6
109	HSO	7:00	15:15	HS021909	2/19/2009	7:00	2886TA	495	3057	1513		0.048	0.032	<	100	66	0.048	Anal 2/27/09 Part
110	CMT	7:00	15:16	CM021909	2/19/2009	7:00	2887TA	496	3008	1492		0.026	0.017	<	100	67	0.025	Anal 2/25/09
111	FB-Field Blank	0:00	0:00	FB021909	2/19/2009	0:00	2888TA	0	0									
112	TB-Trip Blank	0:00	0:00	TB021909	2/19/2009	0:00	2965TA	0	0									
113	MD-20	6:15	14:54	MD20022409	2/24/2009	6:15	2945TA	519	3045	1581	<	0.010	0.0064	<	100	63	0.010	
114	MD-21	6:52	14:57	MD21022409	2/24/2009	6:52	2946TA	485	3099	1503		0.093	0.062	<	100	67	0.093	
115	MD-22	6:55	14:50	MD22022409	2/24/2009	6:55	2947TA	475	3202	1521		0.044	0.029	<	100	66	0.044	2009030008
116	MD-23	7:01	14:53	MD23022409	2/24/2009	7:01	2948TA	472	3161	1492		0.014	0.0092	<	100	67	0.014	Receipt 3/2/09 Cr6
117	HSO	7:07	15:00	HS022409	2/24/2009	7:07	2949TA	473	3085	1459		0.120	0.081		180	120	0.068	Anal 3/6/09 Part
118	CMT	7:35	14:30	CM022409	2/24/2009	7:35	2950TA	415	3004	1246		0.070	0.056		130	100	0.056	Anal 3/3/09
119	FB-Field Blank	0:00	0:00	FB022409	2/24/2009	0:00	2951TA	0	0									
120	TB-Trip Blank	0:00	0:00	TB022409	2/24/2009	0:00	2952TA	0	0									
121	MD-20	6:17	15:20	MD20022609	2/26/2009	6:17	2953TA	543	3053	1658	<	0.010	0.0067	<	100	60	0.011	
122	MD-21	6:46	14:55	MD21022609	2/26/2009	6:46	2954TA	489	3099	1515	<	0.010	0.0067	<	100	66	0.010	
123	MD-22	6:55	14:50	MD22022609	2/26/2009	6:55	2955TA	475	3162	1502	<	0.010	0.0067	<	100	67	0.010	2009030104
124	MD-23	6:50	14:53	MD23022609	2/26/2009	6:50	2956TA	483	3148	1521	<	0.010	0.0067	<	100	66	0.010	Receipt 3/4/09 Cr6
125	HSO	**Sample Voided by laboratory**																Anal 3/10/09 Part
126	CMT	7:35	14:30	CM022609	2/26/2009	7:35	2988TA	415	2991	1241	<	0.010	0.0067		100	100	0.007	Anal 3/5/09
127	FB-Field Blank	0:00	0:00	FB022609	2/26/2009	0:00	2989TA	0	0									
128	TB-Trip Blank	0:00	0:00	TB022609	2/26/2009	0:00	2990TA	0	0									
129	MD-20	8:05	15:15	MD20030309	3/3/2009	8:05	2859TA	430	3065	1318	<	0.010	0.0076	<	100	76	0.010	
130	MD-21	7:00	14:57	MD21030309	3/3/2009	7:00	2860TA	477	3126	1491	<	0.010	0.0068	<	100	67	0.010	
131	MD-22	7:05	14:50	MD22030309	3/3/2009	7:05	2861TA	465	3249	1511	<	0.010	0.0067	<	100	66	0.010	2009030219
132	MD-23	7:03	14:53	MD23030309	3/3/2009	7:03	2862TA	470	3160	1485		0.030	0.020	<	100	67	0.030	Receipt 3/6/09 Cr6
133	HSO	7:08	15:00	HS030309	3/3/2009	7:08	2863TA	472	3066	1447		0.070	0.048	<	100	69	0.070	Anal 3/13/09 Part
134	CMT	7:35	15:00	CM030309	3/3/2009	7:35	2864TA	445	2991	1331		0.017	0.013	<	100	75	0.017	Anal 3/9/09
135	FB-Field Blank	0:00	0:00	FB030309	3/3/2009	0:00	2865TA	0	0									
136	TB-Trip Blank	0:00	0:00	TB030309	3/3/2009	0:00	2866TA	0	0									
137	MD-20	6:35	14:58	MD20030509	3/5/2009	6:35	1940TA	503	3068	1543		0.010	0.0066	<	100	65	0.010	
138	MD-21	6:55	14:58	MD21030509	3/5/2009	6:55	1941TA	483	3152	1523		0.012	0.0076	<	100	66	0.012	
139	MD-22	7:00	14:50	MD22030509	3/5/2009	7:00	1943TA	470	3175	1492		0.011	0.0072	<	100	67	0.011	2009030348
140	MD-23	6:58	14:53	MD23030509	3/5/2009	6:58	1944TA	475	3205	1522	<	0.010	0.0066	<	100	66	0.010	Receipt 3/10/09 Cr6
141	HSO	7:04	15:00	HS030509	3/5/2009	7:04	1945TA	476	3074	1463		0.013	0.0086	<	100	68	0.013	Anal 3/18/09 Part

Honeywell

Sample Identification											Results							
Location ID		Start Time	End Time	Field Sample ID	Sample Date	Sample Time	Filter #	Sampling Time (Min)	Avg Flow Rate (mlPM)	Total Volume (L)	Hexavalent Chromium (ug)	(ug)	(ug/m3)	Total Particulate	(ug)	(ug/m3)	% Cr6	LWO #
142	CMT	7:40	15:00	CM030509	3/5/2009	7:40	1946TA	440	3033	1335		0.012	0.0093	<	100	75	0.012	Anal 3/12/09
143	FB-Field Blank	0:00	0:00	FB030509	3/5/2009	0:00	1947TA	0	0									
144	TB-Trip Blank	0:00	0:00	TB030509	3/5/2009	0:00	1948TA	0	0									
145	MD-20	6:15	15:13	MD20031009	3/10/2009	6:15	1922TA	538	3061	1647	<	0.010	0.0061	<	100	61	0.010	
146	MD-21	7:05	15:12	MD21031009	3/10/2009	7:05	1923TA	487	3138	1528	<	0.010	0.0066	<	100	65	0.010	
147	MD-22	7:08	15:10	MD22031009	3/10/2009	7:08	1924TA	482	3052	1471	<	0.010	0.0068	<	100	68	0.010	2009030430
148	MD-23	7:11	15:06	MD23031009	3/10/2009	7:11	1925TA	475	3200	1520	<	0.010	0.0066	<	100	66	0.010	Receipt 3/13/09 Cr6
149	HSO	7:00	15:07	HS031009	3/10/2009	7:00	1876TA	487	3061	1491		0.043	0.029		100	70	0.041	Anal 3/18/09 Part
150	CMT	7:00	14:11	CM031009	3/10/2009	7:00	1877TA	431	2972	1281		0.018	0.014	<	100	78	0.018	Anal 3/16/09
151	FB-Field Blank	0:00	0:00	FB031009	3/10/2009	0:00	1878TA	0	0									
152	TB-Trip Blank	0:00	0:00	TB031009	3/10/2009	0:00	1879TA	0	0									
153	MD-20	6:25	15:05	MD20031209	3/12/2009	6:25	1894TA	520	3043	1582	<	0.010	0.0064	<	100	63	0.010	
154	MD-21	7:20	15:10	MD21031209	3/12/2009	7:20	1895TA	470	3136	1474	<	0.010	0.0068	<	100	68	0.010	
155	MD-22	7:10	15:05	MD22031209	3/12/2009	7:10	1896TA	475	3055	1451	<	0.010	0.0069	<	100	69	0.010	2009030515
156	MD-23	7:15	15:13	MD23031209	3/12/2009	7:15	1897TA	478	3200	1530	<	0.010	0.0066	<	100	65	0.010	Receipt 3/17/09 Cr6
157	HSO	7:00	15:22	HS031209	3/12/2009	7:00	1898TA	502	3076	1544		0.040	0.026	<	100	65	0.040	Anal 3/20/09 Part
158	CMT	7:00	13:37	CM031209	3/12/2009	7:00	1899TA	397	3016	1197		0.020	0.017	<	100	84	0.020	Anal 3/18/09
159	FB-Field Blank	0:00	0:00	FB031209	3/12/2009	0:00	1900TA	0	0									
160	TB-Trip Blank	0:00	0:00	TB031209	3/12/2009	0:00	2867TA	0	0									
161	MD-20	6:12	14:45	MD20031709	3/17/2009	6:12	2061TA	513	3035	1557	<	0.010	0.0065	<	100	64	0.010	
162	MD-21	6:54	14:30	MD21031709	3/17/2009	6:54	2062TA	456	3100	1413	<	0.010	0.0071	<	100	71	0.010	
163	MD-22	7:01	14:20	MD22031709	3/17/2009	7:01	2063TA	439	3118	1369	<	0.010	0.0074	<	100	73	0.010	2009030719
164	MD-23	6:57	14:25	MD23031709	3/17/2009	6:57	2065TA	448	3163	1417	<	0.010	0.0071		120	85	0.008	Receipt 3/23/09 Cr6
165	HSO	7:00	14:45	HS031709	3/17/2009	7:00	2066TA	465	3088	1436		0.029	0.020		120	84	0.024	Anal 3/27/09 Part
166	CMT	7:35	14:45	CM031709	3/17/2009	7:35	2067TA	430	2966	1275		0.017	0.013		150	120	0.011	Anal 3/24/09
167	FB-Field Blank	0:00	0:00	FB031709	3/17/2009	0:00	2068TA	0	0									
168	TB-Trip Blank	0:00	0:00	TB031709	3/17/2009	0:00	2069TA	0	0									
169	MD-20	6:16	14:35	MD20031909	3/19/2009	6:16	2041TA	499	3044	1519	<	0.010	0.0066	<	100	66	0.010	
170	MD-21	6:52	15:00	MD21031909	3/19/2009	6:52	2042TA	488	3068	1497	<	0.010	0.0067	<	100	67	0.010	
171	MD-22	6:58	14:55	MD22031909	3/19/2009	6:58	2043TA	477	3094	1476	<	0.010	0.0068	<	100	68	0.010	2009030778
172	MD-23	6:55	14:58	MD23031909	3/19/2009	6:55	2044TA	483	3152	1522	<	0.010	0.0066	<	100	66	0.010	Receipt 3/24/09 Cr6
173	HSO	7:00	15:00	HS031909	3/19/2009	7:00	2045TA	480	3073	1475		0.017	0.011	<	100	68	0.016	Anal 3/31/09 Part
174	CMT	7:35	15:00	CM031909	3/19/2009	7:35	2046TA	445	2926	1302		0.013	0.0098	<	100	77	0.013	Anal 3/25/09
175	FB-Field Blank	0:00	0:00	FB031909	3/19/2009	0:00	2098TA	0	0									
176	TB-Trip Blank	0:00	0:00	TB031909	3/19/2009	0:00	2099TA	0	0									
177	MD-20	6:13	14:45	MD20032409	3/24/2009	6:13	1358TA	512	3027	1550	<	0.010	0.0065	<	100	65	0.010	
178	MD-21	6:52	14:53	MD21032409	3/24/2009	6:52	1359TA	481	3107	1494	<	0.010	0.0067	<	100	67	0.010	
179	MD-22	7:02	14:47	MD22032409	3/24/2009	7:02	1360TA	465	3049	1418	<	0.010	0.0071	<	100	71	0.010	2009030972
180	MD-23	6:55	14:51	MD23032409	3/24/2009	6:55	1361TA	476	3152	1500		0.014	0.0096	<	100	67	0.014	Receipt 3/30/09 Cr6
181	HSO	7:08	15:07	HS032409	3/24/2009	7:08	1362TA	479	3061	1466		0.014	0.0094	<	100	68	0.014	Anal 4/2/09 Part
182	CMT	7:55	15:05	CM032409	3/24/2009	7:55	1363TA	430	2911	1252		0.040	0.032	<	100	80	0.040	Anal 3/31/09
183	FB-Field Blank	0:00	0:00	FB032409	3/24/2009	0:00	2174TA	0	0									
184	TB-Trip Blank	0:00	0:00	TB032409	3/24/2009	0:00	2087TA	0	0									
185	MD-20	6:23	14:45	MD20032609	3/26/2009	6:23	1328 TA	502	3033	1522	<	0.010	0.0066	<	100	66	0.010	
186	MD-21	7:02	14:57	MD21032609	3/26/2009	7:02	1329 TA	475	3105	1475	<	0.010	0.0068	<	100	68	0.010	
187	MD-22	6:12	14:48	MD22032609	3/26/2009	6:12	1330 TA	516	3056	1577	<	0.010	0.0064	<	100	63	0.010	2009031073
188	MD-23	6:14	14:50	MD23032609	3/26/2009	6:14	1331 TA	516	3142	1621	<	0.010	0.0062	<	100	62	0.010	Receipt 3/31/09 Cr6

Honeywell

Sample Identification											Results							
Location ID		Start Time	End Time	Field Sample ID	Sample Date	Sample Time	Filter #	Sampling Time (Min)	Avg Flow Rate (mlPM)	Total Volume (L)	Hexavalent Chromium (ug)	(ug/m3)		Total Particulate (ug)	(ug/m3)		% Cr6	LWO #
189	HSO	6:52	15:00	HS032609	3/26/2009	6:52	1332 TA	488	3060	1493		0.016	0.011	<	100	67	0.016	Anal 4/7/09 Part
190	CMT	7:37	14:30	CM032609	3/26/2009	7:37	1333 TA	413	2921	1206		0.089	0.074		240	20	0.370	Anal 4/2/09
191	FB-Field Blank	0:00	0:00	FB032609	3/26/2009	0:00	1949 TA	0	0									
192	TB-Trip Blank	0:00	0:00	TB032609	3/26/2009	0:00	1950 TA	0	0									
193	MD-20	6:30	14:45	MD20033109	3/31/2009	6:30	1308TA	495	3016	1493	<	0.010	0.0067	<	100	67	0.010	
194	MD-21	7:02	14:45	MD21033109	3/31/2009	7:02	1309TA	463	3058	1416	<	0.010	0.0071	<	100	71	0.010	
195	MD-22	6:15	14:50	MD22033109	3/31/2009	6:15	1310TA	515	3028	1559		0.190	0.12		410	260	0.046	2009040109
196	MD-23	6:19	14:55	MD23033109	3/31/2009	6:19	1311TA	516	3122	1611	<	0.010	0.0063	<	100	62	0.010	Receipt 4/3/09 Cr6
197	HSO	7:05	15:09	HS033109	3/31/2009	7:05	1312TA	484	3072	1487		0.039	0.027	<	100	67	0.040	Anal 4/8/09 Part
198	CMT	7:40	15:10	CM033109	3/31/2009	7:40	1313TA	450	2932	1319		0.025	0.019	<	100	76	0.025	Anal 4/6/09
199	FB-Field Blank	0:00	0:00	FB033109	3/31/2009	0:00	1349TA	0	0									
200	TB-Trip Blank	0:00	0:00	TB033109	3/31/2009	0:00	1350TA	0	0									
201	MD-20	6:19	14:55	MD20040209	4/2/2009	6:19	1251TB	516	2977	1536	<	0.010	0.0066	<	100	65	0.010	
202	MD-21	6:53	15:03	MD21040209	4/2/2009	6:53	1252TB	490	3014	1477	<	0.010	0.0068	<	100	68	0.010	
203	MD-22	7:01	14:55	MD22040209	4/2/2009	7:01	1253TB	474	2975	1410	<	0.010	0.0071	<	100	71	0.010	2009040247
204	MD-23	6:57	14:59	MD23040209	4/2/2009	6:57	1254TB	482	3075	1482	<	0.010	0.0068	<	100	67	0.010	Receipt 4/7/09 Cr6
205	HSO	**Lose sample inlet fitting - flow rates too divergent - sample discarded**																Anal 4/13/09 Part
206	CMT	7:35	13:43	CM040209	4/2/2009	7:35	1268TB	368	2939	1081		0.019	0.018	<	100	92	0.020	Anal 4/8/09
207	FB-Field Blank	0:00	0:00	FB040209	4/2/2009	0:00	1269TB	0	0			0.020	Blank					
208	TB-Trip Blank	0:00	0:00	TB040209	4/2/2009	0:00	1270TB	0	0			0.017	Blank					
209	MD-20	6:44	15:06	MD20040709	4/7/2009	6:44	758TB	502	3031	1522	<	0.010	0.0066	<	100	66	0.010	
210	MD-21	7:07	14:58	MD21040709	4/7/2009	7:07	759TB	471	3085	1453	<	0.010	0.0069	<	100	69	0.010	
211	MD-22	7:35	14:50	MD22040709	4/7/2009	7:35	760TB	435	3008	1308	<	0.010	0.0077	<	100	76	0.010	2009040341
212	MD-23	7:10	14:53	MD23040709	4/7/2009	7:10	761TB	463	3117	1443	<	0.010	0.0070	<	100	69	0.010	Receipt 4/10/09 Cr6
213	HSO	7:16	15:00	HS040709	4/7/2009	7:16	814TB	464	2672	1240		0.074	0.059		120	98	0.060	Anal 4/16/09 Part
214	CMT	7:25	15:00	CM040709	4/7/2009	7:25	818TB	455	2915	1326		0.047	0.035		120	87	0.040	Anal 4/13/09
215	FB-Field Blank	0:00	0:00	FB040709	4/7/2009	0:00	822TB	0	0			0.027	Blank					
216	TB-Trip Blank	0:00	0:00	TB040709	4/7/2009	0:00	833TB	0	0			0.024	Blank					
217	MD-20	6:28	14:48	MD20040909	4/9/2009	6:28	764TB	500	3044	1522	<	0.010	0.0066	<	100	66	0.010	
218	MD-21	6:57	15:00	MD21040909	4/9/2009	6:57	832TB	483	3148	1520		0.020	0.013	<	100	66	0.020	
219	MD-22	6:20	14:55	MD22040909	4/9/2009	6:20	856TB	515	3043	1567		0.027	0.017	<	100	64	0.027	2009040474
220	MD-23	6:18	14:57	MD23040909	4/9/2009	6:18	857TB	519	3160	1640		0.014	0.0087	<	100	61	0.014	Receipt 4/15/09 Cr6
221	HSO	6:58	15:00	HS040909	4/9/2009	6:58	858TB	482	3095	1492		0.037	0.025		110	75	0.033	Anal 4/21/09 Part
222	CMT	7:35	15:04	CM040909	4/9/2009	7:35	859TB	449	2914	1308		0.031	0.023		120	93	0.025	Anal 4/16/09
223	FB-Field Blank	0:00	0:00	FB040909	4/9/2009	0:00	860TB	0	0			0.022	Blank					
224	TB-Trip Blank	0:00	0:00	TB040909	4/9/2009	0:00	861TB	0	0			0.041	Blank					
225	MD-20	6:33	14:46	MD20041409	4/14/2009	6:33	799TB	493	3026	1492		0.012	0.0077	<	100	67	0.011	
226	MD-21	7:00	14:50	MD21041409	4/14/2009	7:00	800TB	470	3068	1442	<	0.010	0.0070	<	100	69	0.010	
227	MD-22	7:04	14:40	MD22041409	4/14/2009	7:04	802TB	456	3023	1379	<	0.010	0.0073	<	100	73	0.010	2009040578
228	MD-23	7:02	14:45	MD23041409	4/14/2009	7:02	803TB	463	3132	1450		0.019	0.013	<	100	69	0.019	Receipt 4/17/09 Cr6
229	HSO	7:05	15:00	HS041409	4/14/2009	7:05	804TB	475	3047	1447		0.030	0.021	<	100	69	0.030	Anal 4/23/09 Part
230	CMT	7:35	14:30	CM041409	4/14/2009	7:35	805TB	415	2885	1197		0.034	0.028	<	100	84	0.033	Anal 4/20/09
231	FB-Field Blank	0:00	0:00	FB041409	4/14/2009	0:00	806TB	0	0			0.023	Blank					
232	TB-Trip Blank	0:00	0:00	TB041409	4/14/2009	0:00	813TB	0	0			0.023	Blank					
233	MD-20	6:30	15:14	MD20041609	4/16/2009	6:30	1212TB	524	3013	1579	<	0.010	0.0064	<	100	63	0.010	
234	MD-21	7:03	14:58	MD21041609	4/16/2009	7:03	1213TB	475	3048	1448	<	0.010	0.0070	<	100	69	0.010	
235	MD-22	7:10	14:50	MD22041609	4/16/2009	7:10	1214TB	460	2995	1378	<	0.010	0.0073	<	100	73	0.010	2009040657

Sample Identification											Results							
Location ID		Start Time	End Time	Field Sample ID	Sample Date	Sample Time	Filter #	Sampling Time (Min)	Avg Flow Rate (mlPM)	Total Volume (L)	Hexavalent Chromium (ug)		(ug/m3)	Total Particulate (ug)		(ug/m3)	% Cr6	LWO #
236	MD-23	7:06	14:53	MD23041609	4/16/2009	7:06	1215TB	467	3129	1461	<	0.010	0.0069	<	100	68	0.010	Receipt 4/21/09 Cr6 Anal 4/24/09 Part Anal 4/22/09
237	HSO	7:00	14:51	HS041609	4/16/2009	7:00	1216TB	471	3024	1424		0.045	0.032		100	91	0.035	
238	CMT	7:25	14:02	CM041609	4/16/2009	7:25	1217TB	397	2875	1141		0.029	0.026		100	100	0.026	
239	FB-Field Blank	0:00	0:00	FB041609	4/16/2009	0:00	1218TB	0	0			0.012	Blank					
240	TB-Trip Blank	0:00	0:00	TB041609	4/16/2009	0:00	1219TB	0	0			0.019	Blank					
241	MD-20	6:47	15:15	MD20042109	4/21/2009	6:47	782 TB	508	2974	1511	<	0.010	0.0067	<	100	66	0.010	2009040776 Receipt 4/24/09 Cr6 Anal 4/30/09 Part Anal 4/27/09
242	MD-21	7:10	15:04	MD21042109	4/21/2009	7:10	783 TB	474	3044	1443	<	0.010	0.0070	<	100	69	0.010	
243	MD-22	7:20	14:58	MD22042109	4/21/2009	7:20	784 TB	458	3000	1374	<	0.010	0.0073	<	100	73	0.010	
244	MD-23	7:15	15:01	MD23042109	4/21/2009	7:15	785 TB	466	3103	1446	<	0.010	0.0070	<	100	69	0.010	
245	HSO	7:05	14:55	HS042109	4/21/2009	7:05	786 TB	470	2999	1409	<	0.010	0.0072	<	100	71	0.010	
246	CMT	7:30	14:30	CM042109	4/21/2009	7:30	787 TB	420	2863	1203	<	0.010	0.0084	<	100	83	0.010	
247	FB-Field Blank	0:00	0:00	FB042109	4/21/2009	0:00	788 TB	0	0			0.022	Blank					
248	TB-Trip Blank	0:00	0:00	TB042109	4/21/2009	0:00	789 TB	0	0			0.018	Blank					
249	MD-20	6:30	14:55	MD20042309	4/23/2009	6:30	1083TB	505	2992	1511	<	0.010	0.0067	<	100	66	0.010	2009040911 Receipt 4/29/09 Cr6 Anal 5/1/09 Part Anal 4/30/09
250	MD-21	7:01	14:50	MD21042309	4/23/2009	7:01	1084TB	469	3038	1425	<	0.010	0.0071	<	100	70	0.010	
251	MD-22	6:13	14:45	MD22042309	4/23/2009	6:13	1085TB	512	3011	1542	<	0.010	0.0065	<	100	65	0.010	
252	MD-23	7:04	14:48	MD23042309	4/23/2009	7:04	1086TB	464	3084	1431	<	0.010	0.0070	<	100	70	0.010	
253	HSO	7:05	15:02	HS042309	4/23/2009	7:05	1087TB	477	2983	1423		0.016	0.0110	<	100	70	0.016	
254	CMT	7:30	15:00	CM042309	4/23/2009	7:30	1088TB	450	2823	1271	<	0.010	0.0079	<	100	79	0.010	
255	FB-Field Blank	0:00	0:00	FB042309	4/23/2009	0:00	797TB	0	0			0.021	Blank					
256	TB-Trip Blank	0:00	0:00	TB042309	4/23/2009	0:00	798TB	0	0			0.028	Blank					
257	MD-20	6:10	15:10	MD20042809	4/28/2009	6:10	1026TB	540	2976	1607	<	0.010	0.0063		270	170	0.004	2009050028 Receipt 5/1/09 Cr6 Anal 5/11/09 Part Anal 5/5/09
258	MD-21	6:30	15:14	MD21042809	4/28/2009	6:30	1027TB	524	3053	1600	<	0.010	0.0063	<	100	63	0.010	
259	MD-22	6:53	15:00	MD22042809	4/28/2009	6:53	1028TB	487	2988	1455	<	0.010	0.0069		140	99	0.007	
260	MD-23	6:50	15:10	MD23042809	4/28/2009	6:50	1029TB	500	3135	1567	<	0.010	0.0064		130	82	0.008	
261	HSO	6:55	15:02	HS042809	4/28/2009	6:55	1030TB	487	3087	1504		0.042	0.028		250	170	0.016	
262	CMT	7:25	15:06	CM042809	4/28/2009	7:25	1098TB	461	2927	1349		0.053	0.039		220	160	0.024	
263	FB-Field Blank	0:00	0:00	FB042809	4/28/2009	0:00	1099TB	0	0			0.020	Blank					
264	TB-Trip Blank	0:00	0:00	TB042809	4/28/2009	0:00	1100TB	0	0			0.027	Blank					
265	MD-20	6:19	16:20	MD20043009	4/30/2009	6:19	1010TB	601	2968	1784	<	0.010	0.0057	<	100	56	0.010	2009050113 Receipt 5/5/09 Cr6 Anal 5/11/09 Part Anal 5/6/09
266	MD-21	6:06	15:04	MD21043009	4/30/2009	6:06	1011TB	538	3032	1631	<	0.010	0.0062	<	100	61	0.010	
267	MD-22	6:58	14:59	MD22043009	4/30/2009	6:58	1012TB	481	2993	1440		0.030	0.0210		120	81	0.026	
268	MD-23	6:08	15:53	MD23043009	4/30/2009	6:08	1013TB	585	3110	1819	<	0.010	0.0055	<	100	55	0.010	
269	HSO	7:02	15:47	HS043009	4/30/2009	7:02	1014TB	525	3098	1626		0.057	0.035		160	97	0.036	
270	CMT	7:30	15:05	CM043009	4/30/2009	7:30	1015TB	455	2929	1333		0.022	0.017	<	100	75	0.023	
271	FB-Field Blank	0:00	0:00	FB043009	4/30/2009	0:00	1016TB	0	0			0.024	Blank					
272	TB-Trip Blank	0:00	0:00	TB043009	4/30/2009	0:00	1017TB	0	0			0.015	Blank					
273	MD-20	6:18	14:55	MD20050509	5/5/2009	6:18	1591TB	517	2983	1542		0.011	0.0071	<	100	65	0.011	2009050289 Receipt 5/8/09 Cr6 Anal 5/13/09 Part Anal 5/11/09
274	MD-21	6:48	15:13	MD21050509	5/5/2009	6:48	1592TB	505	2999	1515	<	0.010	0.0067	<	100	66	0.010	
275	MD-22	7:01	15:07	MD22050509	5/5/2009	7:01	1593TB	486	3017	1466	<	0.010	0.0069	<	100	68	0.010	
276	MD-23	6:58	15:10	MD23050509	5/5/2009	6:58	1594TB	492	3042	1496	<	0.010	0.0068	<	100	67	0.010	
277	HSO	7:05	15:05	HS050509	5/5/2009	7:05	1595TB	480	2990	1435	<	0.010	0.0070	<	100	70	0.010	
278	CMT	7:20	15:02	CM050509	5/5/2009	7:20	1596TB	462	2811	1299	<	0.010	0.0078	<	100	77	0.010	
279	FB-Field Blank	0:00	0:00	FB050509	5/5/2009	0:00	1597TB	0	0			0.016	Blank					
280	TB-Trip Blank	0:00	0:00	TB050509	5/5/2009	0:00	1598TB	0	0			0.022	Blank					
281	MD-20	6:43	15:14	MD20050709	5/7/2009	6:43	1563TB	511	2909	1486	<	0.010	0.0068	<	100	67	0.010	
282	MD-21	6:54	15:11	MD21050709	5/7/2009	6:54	1564TB	497	2990	1486	<	0.010	0.0068	<	100	67	0.010	

Sample Identification											Results							
Location ID		Start Time	End Time	Field Sample ID	Sample Date	Sample Time	Filter #	Sampling Time (Min)	Avg Flow Rate (mlPM)	Total Volume (L)	Hexavalent Chromium (ug)		(ug/m3)	Total Particulate (ug)		(ug/m3)	% Cr6	LWO #
283	MD-22	6:50	15:08	MD22050709	5/7/2009	6:50	1565TB	498	3029	1508	<	0.010	0.0067	<	100	66	0.010	2009050375 Receipt 5/12/09 Cr6 Anal 5/18/09 Part Anal 5/13/09
284	MD-23	6:52	15:06	MD23050709	5/7/2009	6:52	1566TB	494	3026	1495	<	0.010	0.0068	<	100	67	0.010	
285	HSO	7:03	15:10	HS050709	5/7/2009	7:03	1568TB	487	2992	1457	<	0.010	0.0069	<	100	69	0.010	
286	CMT	7:03	15:12	CM050709	5/7/2009	7:03	1567TB	489	2840	1389	<	0.010	0.0073	<	100	72	0.010	
287	FB-Field Blank	0:00	0:00	FB050709	5/7/2009	0:00	1569TB	0	0			0.024	Blank					
288	TB-Trip Blank	0:00	0:00	TB050709	5/7/2009	0:00	1570T B	0	0			0.030	Blank					
289	MD-20	6:25	15:00	MD20051209	5/12/2009	6:25	1542 TB	515	2911	1499	<	0.010	0.0068	<	100	67	0.010	2009050480 Receipt 5/15/09 Cr6 Anal 5/20/09 Part Anal 5/18/09
290	MD-21	6:30	15:13	MD21051209	5/12/2009	6:30	1543 TB	523	3039	1589	<	0.010	0.0064	<	100	63	0.010	
291	MD-22	6:35	15:11	MD22051209	5/12/2009	6:35	1544 TB	516	2988	1542	<	0.010	0.0066	<	100	65	0.010	
292	MD-23	6:33	15:09	MD23051209	5/12/2009	6:33	1545 TB	516	3064	1581	<	0.010	0.0064	<	100	63	0.010	
293	HSO	7:33	15:17	HS051209	5/12/2009	7:33	1546 TB	464	3070	1424		0.017	0.012	<	100	70	0.017	
294	CMT	7:11	15:17	CM051209	5/12/2009	7:11	1547 TB	486	2879	1399	<	0.010	0.0072	<	100	71	0.010	
295	FB-Field Blank	0:00	0:00	FB051209	5/12/2009	0:00	1548 TB	0	0			0.018	Blank					
296	TB-Trip Blank	0:00	0:00	TB051209	5/12/2009	0:00	1549 TB	0	0			0.020	Blank					
297	MD-20	6:26	15:02	MD20051409	5/14/2009	6:26	1514TB	516	2982	1539	<	0.010	0.0066	<	100	65	0.010	2009050579 Receipt 5/19/09 Cr6 Anal 5/22/09 Part Anal 5/21/09
298	MD-21	6:31	15:07	MD21051409	5/14/2009	6:31	1515TB	516	3042	1570	<	0.010	0.0065	<	100	64	0.010	
299	MD-22	6:35	15:11	MD22051409	5/14/2009	6:35	1516TB	516	2955	1525	<	0.010	0.0066	<	100	66	0.010	
300	MD-23	6:33	15:09	MD23051409	5/14/2009	6:33	1517TB	516	3101	1600	<	0.010	0.0063	<	100	62	0.010	
301	HSO	6:43	15:44	HS051409	5/14/2009	6:43	1518TB	541	3101	1678		0.015	0.0092		100	77	0.012	
302	CMT	6:43	14:10	CM051409	5/14/2009	6:43	1519TB	447	2843	1271	<	0.010	0.0080	<	100	79	0.010	
303	FB-Field Blank	0:00	0:00	FB051409	5/14/2009	0:00	1520TB	0	0			0.0300	Blank					
304	TB-Trip Blank	0:00	0:00	TB051409	5/14/2009	0:00	1521TB	0	0			0.0190	Blank					
305	MD-20	6:08	14:50	MD20051909	5/19/2009	6:08	1481TB	522	2965	1548	<	0.010	0.0065	<	100	65	0.010	2009050685 Receipt 5/22/09 Cr6 Anal 5/29/09 Part Anal 5/26/09
306	MD-21	6:14	15:10	MD21051909	5/19/2009	6:14	1482TB	536	3028	1623	<	0.010	0.0062	<	100	62	0.010	
307	MD-22	6:20	15:04	MD22051909	5/19/2009	6:20	1483TB	524	2951	1546	<	0.010	0.0066	<	100	65	0.010	
308	MD-23	6:28	15:30	MD23051909	5/19/2009	6:28	1484TB	542	3018	1636	<	0.010	0.0062	<	100	61	0.010	
309	HSO	7:05	15:50	HS051909	5/19/2009	7:05	1485TB	525	2868	1505	<	0.010	0.0067	<	100	66	0.010	
310	CMT	7:25	14:13	CM051909	5/19/2009	7:25	1486TB	408	2807	1145		0.025	0.022	<	100	87	0.025	
311	FB-Field Blank	0:00	0:00	FB051909	5/19/2009	0:00	1487TB	0	0			0.024	Blank					
312	TB-Trip Blank	0:00	0:00	TB051909	5/19/2009	0:00	1488TB	0	0			0.023	Blank					
313	MD-20	6:12	14:55	MD20052109	5/21/2009	6:12	1463 TB	523	2938	1537	<	0.010	0.0066	<	100	65	0.010	2009050794 Receipt 5/27/09 Cr6 Anal 6/2/09 Part Anal 5/28/09
314	MD-21	6:18	14:58	MD21052109	5/21/2009	6:18	1464 TB	520	3067	1595	<	0.010	0.0064	<	100	63	0.010	
315	MD-22	6:24	15:05	MD22052109	5/21/2009	6:24	1465 TB	521	2985	1555	<	0.010	0.0065	<	100	64	0.010	
316	MD-23	6:22	15:04	MD23052109	5/21/2009	6:22	1466 TB	522	2993	1562	<	0.010	0.0065	<	100	64	0.010	
317	HSO	6:59	15:10	HS052109	5/21/2009	6:59	1467 TB	491	2695	1323	<	0.010	0.0077	<	100	76	0.010	
318	CMT	7:49	13:43	CM052109	5/21/2009	7:49	1468 TB	400	2911	1171		0.011	0.0096	<	100	85	0.011	
319	FB-Field Blank	0:00	0:00	FB052109	5/21/2009	0:00	1469 TB	0	0			0.015	Blank					
320	TB-Trip Blank	0:00	0:00	TB052109	5/21/2009	0:00	1470 TB	0	0			0.017	Blank					
321	MD-31	8:03	15:20	MD31052109	5/21/2009	8:03	1827 TB	437	2833	1238	<	0.010	0.0082	<	100	81	0.010	
322	MD-33	8:01	15:21	MD33052109	5/21/2009	8:01	1831 TB	440	2769	1219	<	0.010	0.0083	<	100	82	0.010	
323	MD-20	6:18	14:48	MD20052609	5/26/2009	6:18	1711TB	510	2971	1515	<	0.010	0.0067	<	100	66	0.010	2009050930 Receipt 5/29/09 Cr6 Anal 6/4/09 Part Anal 6/1/09
324	MD-21	6:24	14:55	MD21052609	5/26/2009	6:24	1712TB	511	3039	1553	<	0.010	0.0065	<	100	64	0.010	
325	MD-22	6:28	14:52	MD22052609	5/26/2009	6:28	1713TB	504	3004	1514	<	0.010	0.0067	<	100	66	0.010	
326	MD-23	6:26	14:53	MD23052609	5/26/2009	6:26	1714TB	507	3004	1523	<	0.010	0.0067	<	100	66	0.010	
327	HSO	7:03	15:20	HS052609	5/26/2009	7:03	1715TB	497	2790	1387		0.059	0.043		250	180	0.024	
328	CMT	7:28	15:20	CM052609	5/26/2009	7:28	1716TB	472	2941	1388	<	0.010	0.0073	<	100	72	0.010	
329	FB-Field Blank	0:00	0:00	FB052609	5/26/2009	0:00	1717TB	0	0			0.018	Blank					

Honeywell

Sample Identification											Results							
Location ID		Start Time	End Time	Field Sample ID	Sample Date	Sample Time	Filter #	Sampling Time (Min)	Avg Flow Rate (mlPM)	Total Volume (L)	Hexavalent Chromium (ug) (ug/m3)			Total Particulate (ug) (ug/m3)			% Cr6	LWO #
330	TB-Trip Blank	0:00	0:00	TB052609	5/26/2009	0:00	1718TB	0	0			0.017	Blank					
331	MD-20	6:36	14:55	MD20052809	5/28/2009	6:36	1726 TB	499	3005	1499	<	0.010	0.0068	<	100	67	0.010	
332	MD-21	6:10	15:10	MD21052809	5/28/2009	6:10	1727 TB	540	2996	1618	<	0.010	0.0063	<	100	62	0.010	
333	MD-22	6:04	15:02	MD22052809	5/28/2009	6:04	1728 TB	538	3003	1616	<	0.010	0.0063	<	100	62	0.010	
334	MD-23	6:07	15:06	MD23052809	5/28/2009	6:07	1729 TB	539	2993	1613	<	0.010	0.0063	<	100	62	0.010	2009060073
335	HSO	7:08	15:21	HS052809	5/28/2009	7:08	1730 TB	493	2914	1436		0.014	0.0099	<	100	70	0.014	Receipt 6/2/09 Cr6
336	CMT	7:20	15:20	CM052809	5/28/2009	7:20	1731 TB	480	2927	1405		0.021	0.0150		160	110	0.014	Anal 6/5/09 Part
337	FB-Field Blank	0:00	0:00	FB052809	5/28/2009	0:00	1809 TB	0	0			0.012	Blank					Anal 6/3/09
338	TB-Trip Blank	0:00	0:00	TB052809	5/28/2009	0:00	1810 TB	0	0			0.018	Blank					
339	MD-31	6:22	17:35	MD31052809	5/28/2009	6:22	1834 TB	673	2854	1921	<	0.010	0.0053		120	65	0.008	
340	MD-33	6:22	17:35	MD33052809	5/28/2009	6:22	1833 TB	673	2765	1861	<	0.010	0.0055		190	100	0.006	
341	MD-20	6:29	15:15	MD20060209	6/2/2009	6:29	1849 TB	526	2980	1567	<	0.010	0.0065	<	100	64	0.010	
342	MD-21	6:05	15:10	MD21060209	6/2/2009	6:05	1850 TB	545	3000	1635	<	0.010	0.0062	<	100	61	0.010	
343	MD-22	6:10	15:02	MD22060209	6/2/2009	6:10	1851 TB	532	3007	1599	<	0.010	0.0063		190	120	0.005	
344	MD-23	6:08	15:05	MD23060209	6/2/2009	6:08	1852 TB	537	3001	1612	<	0.010	0.0063	<	100	62	0.010	2009060233
345	HSO	7:08	16:05	HS060209	6/2/2009	7:08	1853 TB	537	3035	1630		0.011	0.0070		170	100	0.007	Receipt 6/8/09 Cr6
346	CMT	7:25	16:05	CM060209	6/2/2009	7:25	1854 TB	520	2914	1515	<	0.010	0.0067	<	100	66	0.010	Anal 6/11/09 Part
347	FB-Field Blank	0:00	0:00	FB060209	6/2/2009	0:00	1855 TB	0	0	0		0.025	blank					Anal 6/9/09
348	TB-Trip Blank	0:00	0:00	TB060209	6/2/2009	0:00	1856 TB	0	0	0		0.022	blank					
349	MD-31	6:54	15:27	MD31060209	6/2/2009	6:54	1857 TB	513	2788	1430	<	0.010	0.0071		110	79	0.009	
350	MD-33	6:54	15:24	MD33060209	6/2/2009	6:54	1858 TB	510	2894	1476	<	0.010	0.0069	<	100	68	0.010	
351	MD-20	6:26	14:58	MD20060409	6/4/2009	6:26	1880 TB	512	2994	1533	<	0.010	0.0066	<	100	65	0.010	
352	MD-21	6:48	14:52	MD21060409	6/4/2009	6:48	1881 TB	484	3013	1458	<	0.010	0.0070	<	100	69	0.010	
353	MD-22	6:12	14:45	MD22060409	6/4/2009	6:12	1882 TB	513	3000	1539	<	0.010	0.0066	<	100	65	0.010	2009060309
354	MD-23	6:15	14:48	MD23060409	6/4/2009	6:15	1883 TB	513	2985	1532	<	0.010	0.0066	<	100	65	0.010	Receipt 6/9/09 Cr6
355	HSO	7:01	14:55	HS060409	6/4/2009	7:01	1884 TB	474	3012	1427	<	0.010	0.0071	<	100	70	0.010	Anal 6/15/09 Part
356	CMT	7:30	14:58	CM060409	6/4/2009	7:30	1885 TB	448	2892	1296	<	0.010	0.0078	<	100	77	0.010	Anal 6/10/09
357	FB-Field Blank	0:00	0:00	FB060409	6/4/2009	0:00	1886 TB	0	0	0		0.025	blank					
358	TB-Trip Blank	0:00	0:00	TB060409	6/4/2009	0:00	1887 TB	0	0	0		0.023	blank					
359	MD-20	6:12	15:18	MD20060909	6/9/2009	6:12	1500TB	546	2978	1626	<	0.010	0.0062	<	100	62	0.010	
360	MD-21	6:45	15:11	MD21060909	6/9/2009	6:45	1732TB	506	3002	1519	<	0.010	0.0067	<	100	66	0.010	
361	MD-22	6:48	15:06	MD22060909	6/9/2009	6:48	1733TB	498	3053	1520	<	0.010	0.0067	<	100	66	0.010	2009060455
362	MD-23	6:51	15:08	MD23060909	6/9/2009	6:51	1734TB	497	2992	1487	<	0.010	0.0068	<	100	67	0.010	Receipt 6/12/09 Cr6
363	HSO	7:08	15:00	HS060909	6/9/2009	7:08	1735TB	472	3034	1432	<	0.010	0.0071	<	100	70	0.010	Anal 6/17/09 Part
364	CMT	7:30	14:00	CM060909	6/9/2009	7:30	1736TB	390	2870	1119	<	0.010	0.0091	<	100	89	0.010	Anal 6/15/09
365	FB-Field Blank	0:00	0:00	FB060909	6/9/2009	0:00	1737TB	0	0	0		0.016	blank					
366	TB-Trip Blank	0:00	0:00	TB060909	6/9/2009	0:00	1738TB	0	0	0		0.017	blank					
367	MD-20	6:39	15:26	MD20061109	6/11/2009	6:39	1757TB	527	2976	1569	<	0.010	0.0065	<	100	64	0.010	
368	MD-21	6:22	15:21	MD21061109	6/11/2009	6:22	1758TB	539	3022	1629	<	0.010	0.0062	<	100	61	0.010	
369	MD-22	6:26	15:15	MD22061109	6/11/2009	6:26	1759TB	529	3089	1634	<	0.010	0.0062	<	100	61	0.010	2009060547
370	MD-23	6:27	15:17	MD23061109	6/11/2009	6:27	1760TB	530	3025	1603	<	0.010	0.0063	<	100	62	0.010	Receipt 6/16/09 Cr6
371	HSO	7:15	15:15	HS061109	6/11/2009	7:15	1761TB	480	2997	1438	<	0.010	0.0071	<	100	70	0.010	Anal 6/22/09 Part
372	CMT	7:30	15:15	CM061109	6/11/2009	7:30	1762TB	465	2835	1318	<	0.010	0.0077	<	100	76	0.010	Anal 6/19/09
373	FB-Field Blank	0:00	0:00	FB061109	6/11/2009	0:00	1763TB	0	0	0		0.022	blank					
374	TB-Trip Blank	0:00	0:00	TB061109	6/11/2009	0:00	1764TB	0	0	0		0.022	blank					
375	MD-20	6:40	15:02	MD20061609	6/16/2009	6:40	1786 TB	502	2978	1495	<	0.010	0.0067	<	100	67	0.010	
376	MD-21	6:22	14:58	MD21061609	6/16/2009	6:22	1787 TB	516	3050	1574	<	0.010	0.0064	<	100	64	0.010	

Honeywell

Sample Identification											Results							
Location ID		Start Time	End Time	Field Sample ID	Sample Date	Sample Time	Filter #	Sampling Time (Min)	Avg Flow Rate (mlPM)	Total Volume (L)	Hexavalent Chromium (ug)		(ug/m3)	Total Particulate (ug)		(ug/m3)	% Cr6	LWO #
377	MD-22	6:29	14:52	MD22061609	6/16/2009	6:29	1788 TB	503	3079	1549	<	0.010	0.0065	<	100	65	0.010	2009060745 Receipt 6/22/09 Cr6 Anal 6/25/09 Part Anal 6/23/09
378	MD-23	6:26	14:56	MD23061609	6/16/2009	6:26	1789 TB	510	3037	1549	<	0.010	0.0065	<	100	65	0.010	
379	HSO	7:06	15:10	HS061609	6/16/2009	7:06	1790 TB	484	3009	1456	<	0.010	0.0069	<	100	69	0.010	
380	CMT	7:22	14:20	CM061609	6/16/2009	7:22	1791 TB	418	2862	1196	<	0.010	0.0084	<	100	84	0.010	
381	FB-Field Blank	0:00	0:00	FB061609	6/16/2009	0:00	1792 TB	0	0	0		0.025	blank					
382	TB-Trip Blank	0:00	0:00	TB061609	6/16/2009	0:00	1793 TB	0	0	0		0.022	blank					
383	MD-20	6:36	15:07	MD20061809	6/18/2009	6:36	1808TB	511	3002	1534	<	0.010	0.0065	<	100	65	0.010	2009060826 Receipt 6/23/09 Cr6 Anal 6/26/09 Part Anal 6/25/09
384	MD-21	6:18	15:03	MD21061809	6/18/2009	6:18	1812TB	525	3029	1590	<	0.010	0.0063	<	100	63	0.010	
385	MD-22	6:25	14:58	MD22061809	6/18/2009	6:25	1813TB	513	3062	1571	<	0.010	0.0064	<	100	64	0.010	
386	MD-23	6:22	14:55	MD23061809	6/18/2009	6:22	1814TB	513	3037	1558	<	0.010	0.0064	<	100	64	0.010	
387	HSO	7:12	15:00	HS061809	6/18/2009	7:12	1815TB	468	2998	1403		0.012	0.0089	<	100	71	0.013	
388	CMT	7:28	14:00	CM061809	6/18/2009	7:28	1816TB	392	2859	1121	<	0.010	0.0090	<	100	89	0.010	
389	FB-Field Blank	0:00	0:00	FB061809	6/18/2009	0:00	1817TB	0	0	0		0.014	blank					
390	TB-Trip Blank	0:00	0:00	TB061809	6/18/2009	0:00	1818TB	0	0	0		0.014	blank					
391	MD-20	6:28	15:14	MD20062309	6/23/2009	6:28	FILTER	AIR	2967	1561	<	0.010	0.0065	<	100	64	0.010	2009060961 Receipt 6/29/09 Cr6 Anal 7/6/09 Part Anal 6/30/09
392	MD-21	6:20	15:09	MD21062309	6/23/2009	6:20	FILTER	AIR	3015	1595	<	0.010	0.0063	<	100	63	0.010	
393	MD-22	6:23	15:08	MD22062309	6/23/2009	6:23	FILTER	AIR	3007	1579	<	0.010	0.0064	<	100	63	0.010	
394	MD-23	6:22	15:06	MD23062309	6/23/2009	6:22	FILTER	AIR	3030	1588	<	0.010	0.0064	<	100	63	0.010	
395	HSO	7:50	15:05	HS062309	6/23/2009	7:50	FILTER	AIR	3005	1307	<	0.010	0.0077	<	100	76	0.010	
396	CMT	7:23	14:25	CM062309	6/23/2009	7:23	FILTER	AIR	1954	825	<	0.010	0.012	<	100	120	0.010	
397	FB-Field Blank	0:00	0:00	FB062309	6/23/2009	0:00	FILTER	AIR	0	0		0.021	blank					
398	TB-Trip Blank	0:00	0:00	TB062309	6/23/2009	0:00	FILTER	AIR	0	0		0.019	blank					
399	MD-20	6:32	15:20	MD20062509	6/25/2009	6:32	FILTER	AIR	2902	1532	<	0.010	0.0066	<	100	65	0.010	2009061014 Receipt 6/30/09 Cr6 Anal 7/8/09 Part Anal 7/1/09
400	MD-21	6:20	15:08	MD21062509	6/25/2009	6:20	FILTER	AIR	3003	1586	<	0.010	0.0064	<	100	63	0.010	
401	MD-22	6:23	15:13	MD22062509	6/25/2009	6:23	FILTER	AIR	2952	1564	<	0.010	0.0065	<	100	64	0.010	
402	MD-23	6:22	15:11	MD23062509	6/25/2009	6:22	FILTER	AIR	2990	1582	<	0.010	0.0064	<	100	63	0.010	
403	HSO	7:03	15:00	HS062509	6/25/2009	7:03	FILTER	AIR	3061	1460	<	0.010	0.0069	<	100	68	0.010	
404	CMT	7:25	14:05	CM062509	6/25/2009	7:25	FILTER	AIR	2874	1150		0.020	0.018	<	100	87	0.021	
405	FB-Field Blank	0:00	0:00	FB062509	6/25/2009	0:00	FILTER	AIR	0	0		0.017	blank					
406	TB-Trip Blank	0:00	0:00	TB062509	6/25/2009	0:00	FILTER	AIR	0	0		0.030	blank					
407	MD-20	6:40	14:37	MD20063009	6/30/2009	6:40	FILTER	AIR	2579	1230	<	0.010	0.0082	<	100	81	0.010	2009070117 Receipt 7/6/09 Cr6 Anal 7/9/09 Part Anal 7/7/09
408	MD-21	6:47	14:50	MD21063009	6/30/2009	6:47	FILTER	AIR	2563	1238	<	0.010	0.0082		130	100	0.008	
409	MD-22	6:54	14:42	MD22063009	6/30/2009	6:54	FILTER	AIR	2485	1163	<	0.010	0.0087	<	100	86	0.010	
410	MD-23	6:57	14:44	MD23063009	6/30/2009	6:57	FILTER	AIR	2472	1154	<	0.010	0.0087	<	100	87	0.010	
411	HSO	7:00	14:00	HS063009	6/30/2009	7:00	FILTER	AIR	3006	1263		0.034	0.027		240	190	0.014	
412	CMT	7:36	13:45	CM063009	6/30/2009	7:36	FILTER	AIR	2903	1071		0.022	0.021		160	150	0.014	
413	FB-Field Blank	0:00	0:00	FB063009	6/30/2009	0:00	FILTER	AIR	0	0		0.014	blank					
414	TB-Trip Blank	0:00	0:00	TB063009	6/30/2009	0:00	FILTER	AIR	0	0		0.019	blank					
415	MD-20	6:34	14:23	MD20070209	7/2/2009	6:34	2924TB	469	2466	1156	<	0.010	0.0087	<	100	86	0.010	2009070159 Receipt 7/7/09 Cr6 Anal 7/9/09 Part Anal 7/8/09
416	MD-21	6:39	14:28	MD21070209	7/2/2009	6:39	2925TB	469	2543	1193	<	0.010	0.0085	<	100	84	0.010	
417	MD-22	6:43	14:30	MD22070209	7/2/2009	6:43	2926TB	467	2492	1164	<	0.010	0.0087	<	100	86	0.010	
418	MD-23	6:45	14:32	MD23070209	7/2/2009	6:45	2927TB	467	2299	1074	<	0.010	0.0094		110	100	0.009	
419	HSO	6:59	14:00	HS070209	7/2/2009	6:59	2928TB	421	2944	1239	<	0.010	0.0081		130	100	0.008	
420	CMT	7:30	13:55	CM070209	7/2/2009	7:30	2929TB	385	2953	1137	<	0.010	0.0089	<	100	88	0.010	
421	FB-Field Blank	0:00	0:00	FB070209	7/2/2009	0:00	2930TB	0	0	0		0.019	Blank					
422	TB-Trip Blank	0:00	0:00	TB070209	7/2/2009	0:00	2931TB	0	0	0		0.015	Blank					
423	MD-20	6:36	15:03	MD20070709	7/7/2009	6:36	2946TB	507	2548	1292		0.017	0.013	<	100	77	0.017	

Honeywell

Sample Identification											Results							
Location ID		Start Time	End Time	Field Sample ID	Sample Date	Sample Time	Filter #	Sampling Time (Min)	Avg Flow Rate (mlPM)	Total Volume (L)	Hexavalent Chromium (ug)		(ug/m3)	Total Particulate (ug)		(ug/m3)	% Cr6	LWO #
424	MD-21	6:20	14:57	MD21070709	7/7/2009	6:20	2947TB	517	2555	1321		0.020	0.015	<	100	76	0.020	2009070305 Receipt 7/10/09 Cr6 Anal 7/14/09 Part Anal 7/13/09
425	MD-22	6:24	14:51	MD22070709	7/7/2009	6:24	2948TB	507	2478	1256		0.021	0.017	<	100	80	0.021	
426	MD-23	6:22	14:54	MD23070709	7/7/2009	6:22	2949TB	512	2476	1268		0.016	0.013	<	100	79	0.016	
427	HSO	7:00	14:18	HS070709	7/7/2009	7:00	2950TB	438	3024	1325		0.028	0.021	<	100	75	0.028	
428	CMT	7:30	13:55	CM070709	7/7/2009	7:30	2951TB	385	2920	1124		0.028	0.025		120	100	0.025	
429	FB-Field Blank	0:00	0:00	FB070709	7/7/2009	0:00	802TC	0	0	0		0.014	Blank					
430	TB-Trip Blank	0:00	0:00	TB070709	7/7/2009	0:00	803TC	0	0	0		0.020	Blank					
431	MD-20	6:35	15:08	MD20070909	7/9/2009	6:35	832 TC	513	2897	1486	<	0.010	0.0066	<	100	67	0.010	2009070432 Receipt 7/14/09 Cr6 Anal 7/17/09 Part Anal 7/15/09
432	MD-21	6:21	15:02	MD21070909	7/9/2009	6:21	833 TC	521	2979	1552	<	0.010	0.0063	<	100	64	0.010	
433	MD-22	6:26	14:58	MD22070909	7/9/2009	6:26	834 TC	512	2914	1492	<	0.010	0.0065		130	85	0.008	
434	MD-23	6:24	14:55	MD23070909	7/9/2009	6:24	835 TC	511	2969	1517	<	0.010	0.0064	<	100	66	0.010	
435	HSO	7:05	14:50	HS070909	7/9/2009	7:05	836 TC	465	3122	1452		0.014	0.0098		120	86	0.011	
436	CMT	**Pump failure - Sample discarded**										sample discarded						
437	FB-Field Blank	0:00	0:00	FB070909	7/9/2009	0:00	838 TC	0	0	0		0.019	Blank					
438	TB-Trip Blank	0:00	0:00	TB070909	7/9/2009	0:00	839 TC	0	0	0		0.015	Blank					
439	MD-20	6:22	15:18	MD20071409	7/14/2009	6:22	861 TC	536	2884	1546	<	0.010	0.0063	<	100	65	0.010	2009070563 Receipt 7/17/09 Cr6 Anal 7/23/09 Part Anal 7/17/09
440	MD-21	6:05	15:12	MD21071409	7/14/2009	6:05	862 TC	547	2975	1627		0.014	0.0087	<	100	61	0.014	
441	MD-22	6:10	15:08	MD22071409	7/14/2009	6:10	863 TC	538	2924	1573	<	0.010	0.0062	<	100	64	0.010	
442	MD-23	6:08	15:06	MD23071409	7/14/2009	6:08	864 TC	538	2950	1587	<	0.010	0.0062	<	100	63	0.010	
443	HSO	**Sample flow rate change too great - sample discarded**										sample discarded						
444	CMT	7:24	15:00	CM071409	7/14/2009	7:24	866 TC	456	3013	1374		0.043	0.031		140	100	0.031	
445	FB-Field Blank	0:00	0:00	FB071409	7/14/2009	0:00	867TC	0	0	0			Blank					
446	TB-Trip Blank	0:00	0:00	TB071409	7/14/2009	0:00	868TC	0	0	0		0.017	Blank					
447	MD-20	6:22	15:38	MD20071609	7/16/2009	6:22	883 TC	556	2882	1602	<	0.010	0.0063	<	100	62	0.010	2009070763 Receipt 7/22/09 Cr6 Anal 7/24/09 Part Anal 7/23/09
448	MD-21	6:05	15:36	MD21071609	7/16/2009	6:05	884 TC	571	2962	1692	<	0.010	0.0060	<	100	59	0.010	
449	MD-22	6:12	15:34	MD22071609	7/16/2009	6:12	885 TC	562	2918	1640	<	0.010	0.0061	<	100	61	0.010	
450	MD-23	6:10	15:32	MD23071609	7/16/2009	6:10	886 TC	562	2930	1647	<	0.010	0.0061	<	100	61	0.010	
451	HSO	7:00	14:30	HS071609	7/16/2009	7:00	887 TC	450	3260	1467		0.027	0.019		130	91	0.021	
452	CMT	7:24	14:30	CM071609	7/16/2009	7:24	888 TC	426	3113	1326		0.046	0.034		140	110	0.031	
453	FB-Field Blank	0:00	0:00	FB071609	7/16/2009	0:00	889TC	0	0	0			Blank					
454	TB-Trip Blank	0:00	0:00	TB071609	7/16/2009	0:00	890TC	0	0	0		0.013	Blank					
455	MD-20	6:23	15:20	MD20072109	7/21/2009	6:23	912 TC	537	2948	1583	<	0.010	0.0064	<	100	63	0.010	2009070887 Receipt 7/24/09 Cr6 Anal 7/30/09 Part Anal 7/27/09
456	MD-21	6:16	15:24	MD21072109	7/21/2009	6:16	913 TC	548	3026	1658	<	0.010	0.0061	<	100	60	0.010	
457	MD-22	6:10	15:12	MD22072109	7/21/2009	6:10	914 TC	542	2984	1617	<	0.010	0.0062	<	100	62	0.010	
458	MD-23	6:13	15:13	MD23072109	7/21/2009	6:13	915 TC	540	3020	1631	<	0.010	0.0062	<	100	61	0.010	
459	HSO	7:08	15:47	HS072109	7/21/2009	7:08	916 TC	519	3273	1699	<	0.010	0.0059	<	100	59	0.010	
460	CMT	7:25	14:36	CM072109	7/21/2009	7:25	917 TC	431	3093	1333	<	0.010	0.0076	<	100	75	0.010	
461	FB-Field Blank	0:00	0:00	FB072109	7/21/2009	0:00	918 TC	0	0	0			Blank					
462	TB-Trip Blank	0:00	0:00	TB072109	7/21/2009	0:00	919 TC	0	0	0			Blank					
463	MD-20	6:34	14:51	MD20072309	7/23/2009	6:34	727 TC	497	2976	1479	<	0.010	0.0068	<	100	68	0.010	2009071056 Receipt 7/29/09 Cr6 Anal 8/4/09 Part Anal 7/30/09
464	MD-21	6:18	14:59	MD21072309	7/23/2009	6:18	728 TC	521	3063	1596	<	0.010	0.0063	<	100	63	0.010	
465	MD-22	6:24	14:59	MD22072309	7/23/2009	6:24	729 TC	515	3035	1563		0.013	0.0085	<	100	64	0.013	
466	MD-23	6:22	15:01	MD23072309	7/23/2009	6:22	730 TC	519	3032	1573	<	0.010	0.0064	<	100	64	0.010	
467	HSO	6:56	14:55	HS072309	7/23/2009	6:56	731 TC	479	3020	1447		0.023	0.016	<	100	69	0.023	
468	CMT	7:18	14:45	CM072309	7/23/2009	7:18	732 TC	447	3069	1372		0.041	0.030		130	96	0.031	
469	FB-Field Blank	0:00	0:00	FB072309	7/23/2009	0:00	733 TC	0	0	0		0.013	Blank					
470	TB-Trip Blank	0:00	0:00	TB072309	7/23/2009	0:00	734 TC	0	0	0			Blank					

Sample Identification											Results							
Location ID		Start Time	End Time	Field Sample ID	Sample Date	Sample Time	Filter #	Sampling Time (Min)	Avg Flow Rate (mlPM)	Total Volume (L)	Hexavalent Chromium (ug)		(ug/m3)	Total Particulate (ug)		(ug/m3)	% Cr6	LWO #
471	MD-20	6:34	14:25	MD20072809	7/28/2009	6:34	749TC	471	2884	1358	<	0.010	0.0074	<	100	74	0.010	
472	MD-21	6:17	14:19	MD21072809	7/28/2009	6:17	750TC	482	2991	1442	<	0.010	0.0070	<	100	69	0.010	
473	MD-22	6:23	14:15	MD22072809	7/28/2009	6:23	751TC	472	2949	1392	<	0.010	0.0072	<	100	72	0.010	2009071237
474	MD-23	6:20	14:17	MD23072809	7/28/2009	6:20	752TC	477	2924	1395	<	0.010	0.0072	<	100	72	0.010	Receipt 7/31/09 Cr6
475	HSO	7:00	13:50	HS072809	7/28/2009	7:00	753TC	410	2920	1197	<	0.010	0.0084	<	100	84	0.010	Anal 8/5/09 Part
476	CMT	7:19	13:50	CM072809	7/28/2009	7:19	754TC	391	3055	1194		0.017	0.014		110	95	0.015	Anal 8/4/09
477	FB-Field Blank	0:00	0:00	FB072809	7/28/2009	0:00	755TC	0	0	0		0.013	Blank					
478	TB-Trip Blank	0:00	0:00	TB072809	7/28/2009	0:00	756TC	0	0	0		0.015	Blank					
479	MD-20	6:35	14:53	MD20080409	8/4/2009	6:35	800 TC	498	2877	1433		0.012	0.0081	<	100	70	0.012	
480	MD-21	6:39	14:39	MD21080409	8/4/2009	6:39	801 TC	480	2966	1423	<	0.010	0.0071	<	100	70	0.010	
481	MD-22	6:45	14:42	MD22080409	8/4/2009	6:45	804 TC	477	2936	1401	<	0.010	0.0072	<	100	71	0.010	2009080179
482	MD-23	6:43	14:45	MD23080409	8/4/2009	6:43	805 TC	482	2931	1413	<	0.010	0.0071	<	100	71	0.010	Receipt 8/7/09 Cr6
483	HSO	6:56	15:06	HS080409	8/4/2009	6:56	806 TC	490	2879	1411	<	0.010	0.0071		120	84	0.008	Anal 8/12/09 Part
484	CMT	7:16	15:06	CM080409	8/4/2009	7:16	807 TC	470	2873	1350		0.013	0.0093	<	100	74	0.013	Anal 8/10/09
485	FB-Field Blank	0:00	0:00	FB080409	8/4/2009	0:00	808 TC	0	0	0		0.013	Blank					
486	TB-Trip Blank	0:00	0:00	TB080409	8/4/2009	0:00	809 TC	0	0	0		0.020	Blank					
487	MD-20	6:31	16:37	MD20080609	8/6/2009	6:31	676 TE	606	2903	1759	<	0.010	0.0057	<	100	57	0.010	
488	MD-21	6:42	16:32	MD21080609	8/6/2009	6:42	677 TE	590	2970	1752	<	0.010	0.0057	<	100	57	0.010	
489	MD-22	6:45	16:29	MD22080609	8/6/2009	6:45	678 TE	584	2952	1724	<	0.010	0.0058	<	100	58	0.010	2009080303
490	MD-23	6:48	16:30	MD23080609	8/6/2009	6:48	679 TE	582	2942	1712	<	0.010	0.0059	<	100	58	0.010	Receipt 8/11/09 Cr6
491	HSO	7:10	14:50	HS080609	8/6/2009	7:10	680 TE	460	2887	1328		0.012	0.0093		110	80	0.012	Anal 8/17/09 Part
492	CMT	7:22	15:05	CM080609	8/6/2009	7:22	688 TE	463	2904	1345		0.011	0.0081		110	84	0.010	Anal 8/12/09
493	FB-Field Blank	0:00	0:00	FB080609	8/6/2009	0:00	689 TE	0	0	0		0.010	Blank					
494	TB-Trip Blank	0:00	0:00	TB080609	8/6/2009	0:00	690 TE	0	0	0		0.011	Blank					
495	MD-20	7:26	14:53	MD20081109	8/11/2009	7:26	844 TE	447	2886	1290	<	0.010	0.0078	<	100	78	0.010	
496	MD-21	7:32	14:50	MD21081109	8/11/2009	7:32	845 TE	438	2965	1299	<	0.010	0.0078	<	100	77	0.010	
497	MD-22	7:37	14:45	MD22081109	8/11/2009	7:37	846 TE	428	2926	1252	<	0.010	0.0080	<	100	80	0.010	2009080464
498	MD-23	7:34	14:48	MD23081109	8/11/2009	7:34	847 TE	434	2933	1273	<	0.010	0.0079	<	100	79	0.010	Receipt 8/14/09 Cr6
499	HSO	7:09	15:06	HS081109	8/11/2009	7:09	840 TE	477	2878	1373	<	0.010	0.0073	<	100	73	0.010	Anal 8/18/09 Part
500	CMT	7:11	15:04	CM081109	8/11/2009	7:11	841 TE	473	3081	1457		0.018	0.012	<	100	69	0.017	Anal 8/17/09
501	FB-Field Blank	0:00	0:00	FB081109	8/11/2009	0:00	842 TE	0	0	0		0.023	Blank					
502	TB-Trip Blank	0:00	0:00	TB081109	8/11/2009	0:00	843 TE	0	0	0		0.023	Blank					
503	MD-20	6:52	15:05	MD20081309	8/13/2009	6:52	862 TE	493	2923	1441	<	0.010	0.0070	<	100	69	0.010	
504	MD-21	7:06	15:00	MD21081309	8/13/2009	7:06	865 TE	474	2993	1419	<	0.010	0.0071	<	100	70	0.010	
505	MD-22	6:59	14:55	MD22081309	8/13/2009	6:59	863 TE	476	2962	1410	<	0.010	0.0072	<	100	71	0.010	2009080577
506	MD-23	7:02	14:57	MD23081309	8/13/2009	7:02	864 TE	475	3007	1428	<	0.010	0.0071	<	100	70	0.010	Receipt 8/18/09 Cr6
507	HSO	7:10	15:05	HS081309	8/13/2009	7:10	866 TE	475	2909	1382	<	0.010	0.0073	<	100	72	0.010	Anal 8/21/09 Part
508	CMT	7:11	15:05	CM081309	8/13/2009	7:11	867 TE	474	3076	1458		0.012	0.0080	<	100	69	0.012	Anal 8/19/09
509	FB-Field Blank	0:00	0:00	FB081309	8/13/2009	0:00	868 TE	0	0	0			Blank					
510	TB-Trip Blank	0:00	0:00	TB081309	8/13/2009	0:00	869 TE	0	0	0		0.010	Blank					
511	MD-20	6:45	15:30	MD20081809	8/18/2009	6:45	891 TE	525	2949	1548		0.015	0.0098		120	75	0.013	
512	MD-21	6:50	15:11	MD21081809	8/18/2009	6:50	892 TE	501	3000	1503		0.017	0.0110	<	100	67	0.016	
513	MD-22	6:52	15:10	MD22081809	8/18/2009	6:52	893 TE	498	3008	1498		0.018	0.0120	<	100	67	0.018	2009080774
514	MD-23	6:55	15:12	MD23081809	8/18/2009	6:55	894 TE	497	3034	1508		0.019	0.0130		100	70	0.019	Receipt 8/24/09 Cr6
515	HSO	7:00	15:05	HS081809	8/18/2009	7:00	895 TE	485	2939	1425		0.024	0.0170	<	100	70	0.024	Anal 8/28/09 Part
516	CMT	7:00	15:05	CM081809	8/18/2009	7:00	896 TE	485	3113	1510	<	0.010	0.0067		110	76	0.009	Anal 8/25/09
517	FB-Field Blank	0:00	0:00	FB081809	8/18/2009	0:00	897 TE	0	0	0		0.011	Blank					

Sample Identification											Results								
Location ID		Start Time	End Time	Field Sample ID	Sample Date	Sample Time	Filter #	Sampling Time (Min)	Avg Flow Rate (mlPM)	Total Volume (L)	Hexavalent Chromium (ug)			Total Particulate (ug)		(ug/m3)	% Cr6	LWO #
518	TB-Trip Blank	0:00	0:00	TB081809	8/18/2009	0:00	898 TE	0	0	0		0.011	Blank					
519	MD-20	6:50	14:46	MD20082009	8/20/2009	6:50	627 TE	476	2898	1379	<	0.010	0.0073	<	100	73	0.010	
520	MD-21	7:05	14:40	MD21082009	8/20/2009	7:05	635 TE	455	2962	1348	<	0.010	0.0075	<	100	74	0.010	
521	MD-22	7:12	14:42	MD22082009	8/20/2009	7:12	648 TE	450	2980	1341	<	0.010	0.0075	<	100	75	0.010	2009080835
522	MD-23	7:09	14:44	MD23082009	8/20/2009	7:09	652 TE	455	2967	1350	<	0.010	0.0075	<	100	74	0.010	Receipt 8/25/09 Cr6
523	HSO	7:15	14:40	HS082009	8/20/2009	7:15	629 TE	445	2884	1283	<	0.010	0.0079		180	140	0.006	Anal 8/28/09 Part
524	CMT	7:30	14:40	CM082009	8/20/2009	7:30	641 TE	430	3149	1354	<	0.010	0.0075		180	140	0.005	Anal 8/26/09
525	FB-Field Blank	0:00	0:00	FB082009	8/20/2009	0:00	642 TE	0	0	0		0.033	Blank					
526	TB-Trip Blank	0:00	0:00	TB082009	8/20/2009	0:00	644 TE	0	0	0		0.026	Blank					
527	MD-20	6:34	15:40	MD20082509	8/25/2009	6:34	543 TE	546	2903	1585	<	0.010	0.0064	<	100	63	0.010	
528	MD-21	6:39	15:35	MD21082509	8/25/2009	6:39	544 TE	536	2981	1598	<	0.010	0.0063	<	100	63	0.010	
529	MD-22	6:44	15:25	MD22082509	8/25/2009	6:44	545 TE	521	2949	1536	<	0.010	0.0066	<	100	65	0.010	2009080946
530	MD-23	6:42	15:30	MD23082509	8/25/2009	6:42	546 TE	528	2971	1569	<	0.010	0.0065	<	100	64	0.010	Receipt 8/28/09 Cr6
531	HSO	6:51	15:10	HS082509	8/25/2009	6:51	547 TE	499	2911	1452		0.022	0.015	<	100	69	0.022	Anal 9/2/09 Part
532	**Sample Not Taken**										**Sample Not Taken**							Anal 8/31/09
533	FB-Field Blank	0:00	0:00	FB082509	8/25/2009	0:00	549 TE	0	0	0		0.027	Blank					
534	TB-Trip Blank	0:00	0:00	TB082509	8/25/2009	0:00	550 TE	0	0	0		0.024	Blank					
535	MD-20	6:30	14:30	MD20082709	8/27/2009	6:30	565 TE	480	2938	1410	<	0.010	0.0072	<	100	71	0.010	
536	MD-21	6:46	14:29	MD21082709	8/27/2009	6:46	566 TE	463	2968	1374	<	0.010	0.0074	<	100	73	0.010	
537	MD-22	6:42	14:27	MD22082709	8/27/2009	6:42	567 TE	465	2927	1361	<	0.010	0.0074	<	100	73	0.010	2009090033
538	MD-23	6:44	14:25	MD23082709	8/27/2009	6:44	568 TE	461	2959	1364	<	0.010	0.0074	<	100	73	0.010	Receipt 9/1/09 Cr6
539	HSO	6:48	14:20	HS082709	8/27/2009	6:48	569 TE	452	2955	1336		0.016	0.0120	<	100	75	0.016	Anal 9/3/09 Part
540	CMT	8:06	14:00	CM082709	8/27/2009	8:06	572 TE	354	3073	1088		0.022	0.0210	<	100	92	0.023	Anal 9/2/09
541	FB-Field Blank	0:00	0:00	FB082709	8/27/2009	0:00	570 TE	0	0	0		0.026	Blank					
542	TB-Trip Blank	0:00	0:00	TB082709	8/27/2009	0:00	571 TE	0	0	0		0.027	Blank					
543	MD-20	6:49	14:38	MD20090109	9/1/2009	6:49	614 TE	469	2927	1373		0.012	0.0085	<	100	73	0.012	
544	MD-21	6:57	14:32	MD21090109	9/1/2009	6:57	615 TE	455	2979	1355		0.021	0.015	<	100	74	0.020	
545	MD-22	6:59	14:33	MD22090109	9/1/2009	6:59	617 TE	454	2927	1329	<	0.010	0.0076	<	100	75	0.010	2009090163
546	MD-23	7:01	14:35	MD23090109	9/1/2009	7:01	618 TE	454	2949	1339	<	0.010	0.0076	<	100	75	0.010	Receipt 9/4/09 Cr6
547	HSO	7:03	14:40	HS090109	9/1/2009	7:03	628 TE	457	2931	1339		0.020	0.015	<	100	75	0.020	Anal 9/10/09 Part
548	CMT	7:15	14:45	CM090109	9/1/2009	7:15	630 TE	450	3043	1369		0.011	0.0079	<	100	73	0.011	Anal 9/8/09
549	FB-Field Blank	0:00	0:00	FB090109	9/1/2009	0:00	631 TE	0	0	0		0.012	Blank					
550	TB-Trip Blank	0:00	0:00	TB090109	9/1/2009	0:00	632 TE	0	0	0								
551	MD-20	6:50	14:20	MD20090309	9/3/2009	6:50	97 TE	450	2907	1308		0.013	0.0097	<	100	76	0.013	
552	MD-21	6:30	14:32	MD21090309	9/3/2009	6:30	98 TE	482	3018	1455		0.030	0.021	<	100	69	0.030	
553	MD-22	7:11	14:35	MD22090309	9/3/2009	7:11	99 TE	444	2951	1310	<	0.010	0.0078	<	100	76	0.010	2009090234
554	MD-23	7:15	14:36	MD23090309	9/3/2009	7:15	100 TE	441	2986	1317	<	0.010	0.0077	<	100	76	0.010	Receipt 9/9/09 Cr6
555	HSO	7:20	14:55	HS090309	9/3/2009	7:20	101 TE	455	2936	1336	<	0.010	0.0076	<	100	75	0.010	Anal 9/15/09 Part
556	CMT	7:22	14:55	CM090309	9/3/2009	7:22	102 TE	453	3102	1405	<	0.010	0.0072	<	100	71	0.010	Anal 9/10/09
557	FB-Field Blank	0:00	0:00	FB090309	9/3/2009	0:00	103 TE	0	0	0		0.011	Blank					
558	TB-Trip Blank	0:00	0:00	TB090309	9/3/2009	0:00	104 TE	0	0	0		0.013	Blank					
559	MD-20	7:21	14:36	MD20090809	9/8/2009	7:21	80 TE	435	2911	1266		0.013	0.0100	<	100	79	0.013	
560	MD-21	7:15	14:42	MD21090809	9/8/2009	7:15	79 TE	447	3024	1352	<	0.010	0.0075	<	100	74	0.010	
561	MD-22	7:12	14:46	MD22090809	9/8/2009	7:12	78 TE	454	2983	1354	<	0.010	0.0075	<	100	74	0.010	2009090316
562	MD-23	7:09	14:44	MD23090809	9/8/2009	7:09	77 TE	455	2988	1360	<	0.010	0.0074		110	78	0.009	Receipt 9/11/09 Cr6
563	Sample not taken										sample not taken							Anal 9/17/09 Part
564	Sample not taken										sample not taken							Anal 9/14/09

Honeywell

Sample Identification											Results							
Location ID		Start Time	End Time	Field Sample ID	Sample Date	Sample Time	Filter #	Sampling Time (Min)	Avg Flow Rate (mlPM)	Total Volume (L)	Hexavalent Chromium (ug)			Total Particulate (ug)		(ug/m3)	% Cr6	LWO #
565	FB-Field Blank	0:00	0:00	FB090809	9/8/2009	0:00	66 TE	0	0	0		0.015	Blank					
566	TB-Trip Blank	0:00	0:00	TB090809	9/8/2009	0:00	67 TE	0	0	0		0.013	Blank					
567	MD-20	6:56	15:58	MD20091009	9/10/2009	6:56	88 TE	542	2915	1580		0.013	0.0082	<	100	63	0.013	
568	MD-21	6:48	14:44	MD21091009	9/10/2009	6:48	86 TE	476	3038	1446	<	0.010	0.0070	<	100	69	0.010	
569	MD-22	6:45	14:39	MD22091009	9/10/2009	6:45	85 TE	474	3034	1438		0.011	0.0075		320	220	0.003	2009090421
570	MD-23	6:43	14:37	MD23091009	9/10/2009	6:43	84 TE	474	2984	1414	<	0.010	0.0071		140	100	0.007	Receipt 9/15/09 Cr6
571	Sample not taken										sample not taken							Anal 9/21/09 Part
572	Sample not taken										sample not taken							Anal 9/16/09
573	FB-Field Blank	0:00	0:00	FB091009	9/10/2009	0:00	40 TE	0	0	0			Blank					
574	TB-Trip Blank	0:00	0:00	TB091009	9/10/2009	0:00	65 TE	0	0	0		0.014	Blank					
575	MD-20	6:08	15:30	MD20091509	9/15/2009	6:08	41 TE	562	2898	1629	<	0.010	0.0062	<	100	61	0.010	
576	MD-21	6:37	15:25	MD21091509	9/15/2009	6:37	30 TE	528	3040	1605	<	0.010	0.0063	<	100	62	0.010	
577	MD-22	6:30	15:20	MD22091509	9/15/2009	6:30	29 TE	530	3036	1609	<	0.010	0.0063	<	100	62	0.010	2009090547
578	MD-23	6:34	15:22	MD23091509	9/15/2009	6:34	25 TE	528	2971	1569	<	0.010	0.0064	<	100	64	0.010	Receipt 9/18/09 Cr6
579	Sample not taken										sample not taken							Anal 9/25/09 Part
580	Sample not taken										sample not taken							Anal 9/21/09
581	FB-Field Blank	0:00	0:00	FB091509	9/15/2009	0:00	49 TE	0	0	0		0.013	Blank					
582	TB-Trip Blank	0:00	0:00	TB091509	9/15/2009	0:00	33 TE	0	0	0			Blank					

Appendix B-5: Air Monitoring Dust Graphs

Typical Web Upload Package

Honeywell

Average Daily Total Dust and Hexavalent Chromium Concentrations – 02/16/2006

Monitor ID	Sample Date	Average Daily Total Dust (micrograms per cubic meter) Action Level = 380 µg/m³	Hexavalent Chromium Concentration (nanograms per cubic meter) Risked Based Concentration = 420 ng/m³
FD-1	2/16/2006	107	not sampled
FD-10	2/16/2006	124	less than 4
FD-11	2/16/2006	94	less than 4
FD-4	2/16/2006	107	less than 5
FD-5	2/16/2006	112	not sampled
FD-6	2/16/2006	109	less than 5
FD-7	2/16/2006	114	not sampled
FD-8	2/16/2006	86	less than 4
FD-9	2/16/2006	90	less than 4

Typical Web Upload Package

Honeywell

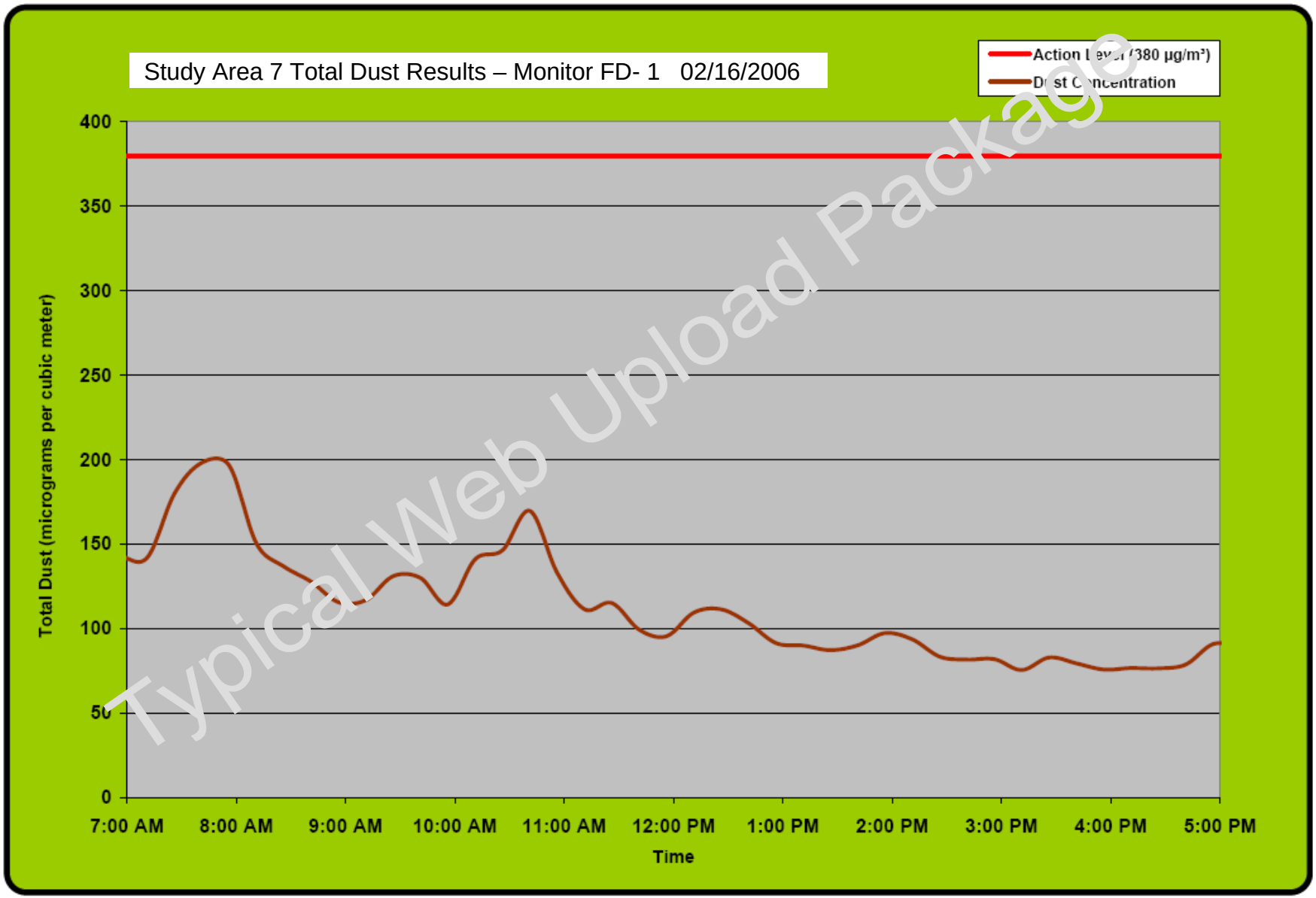

Typical Web Upload Package

Honeywell

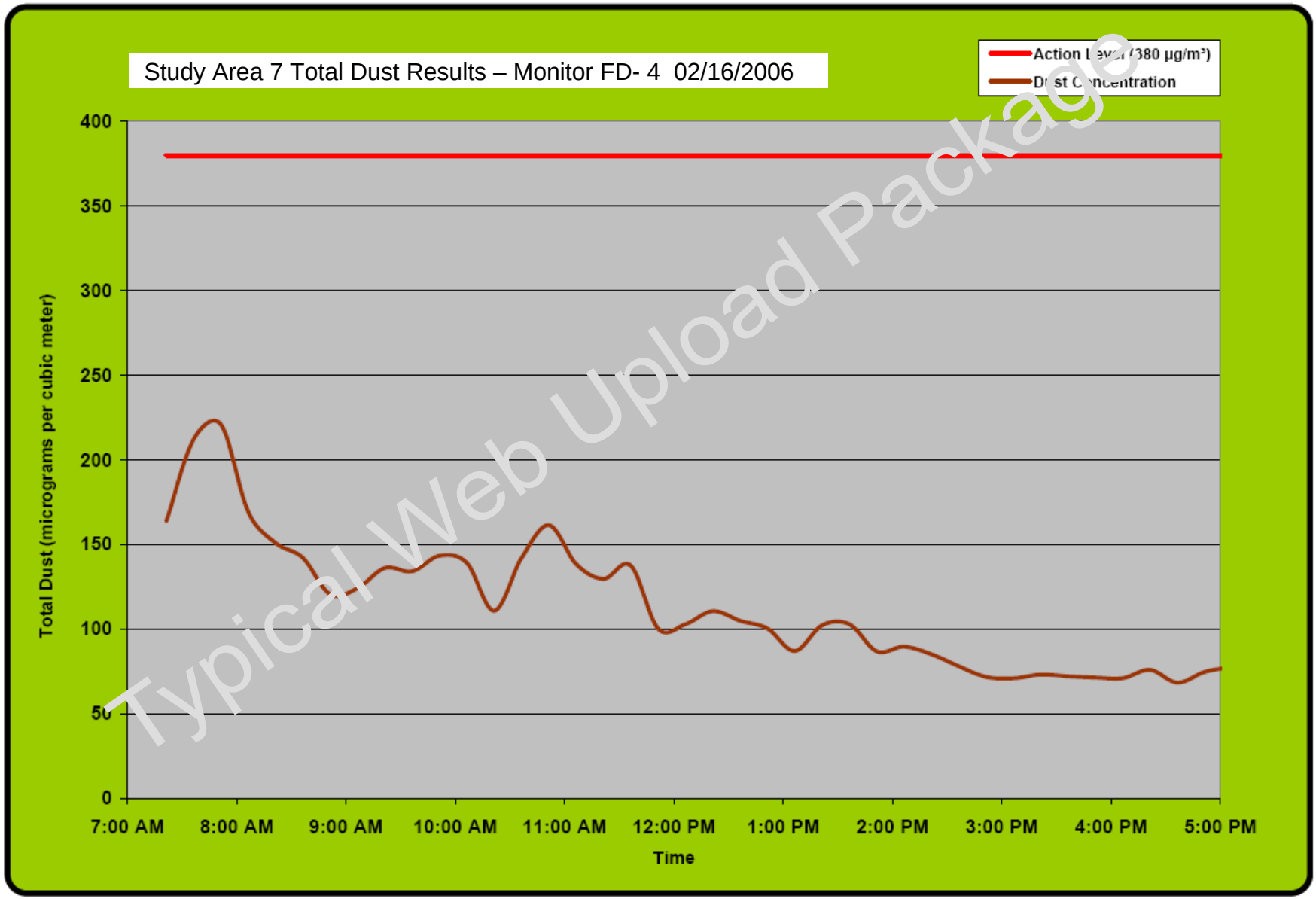

Typical Web Upload Package

Honeywell

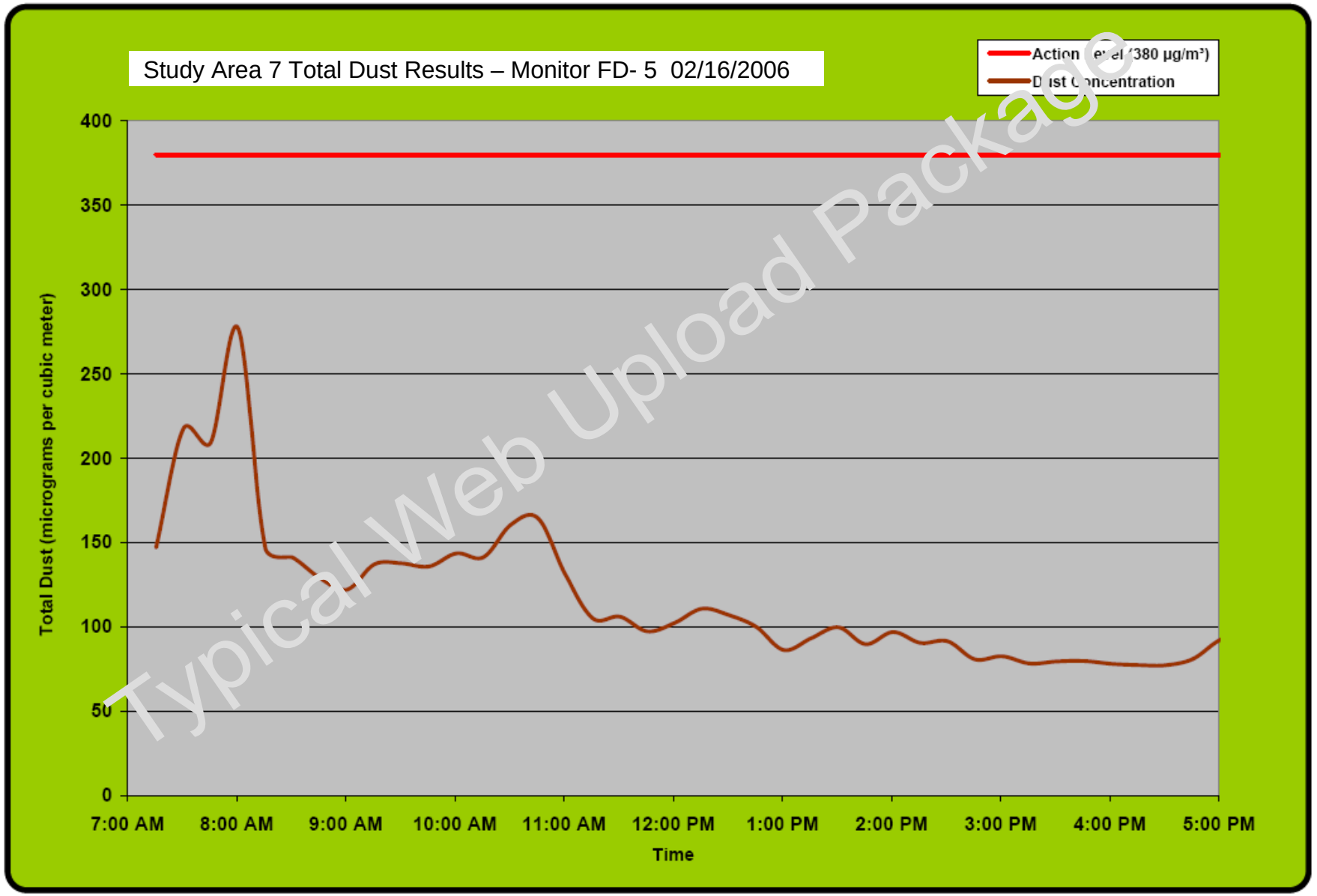

Typical Web Upload Package

Honeywell

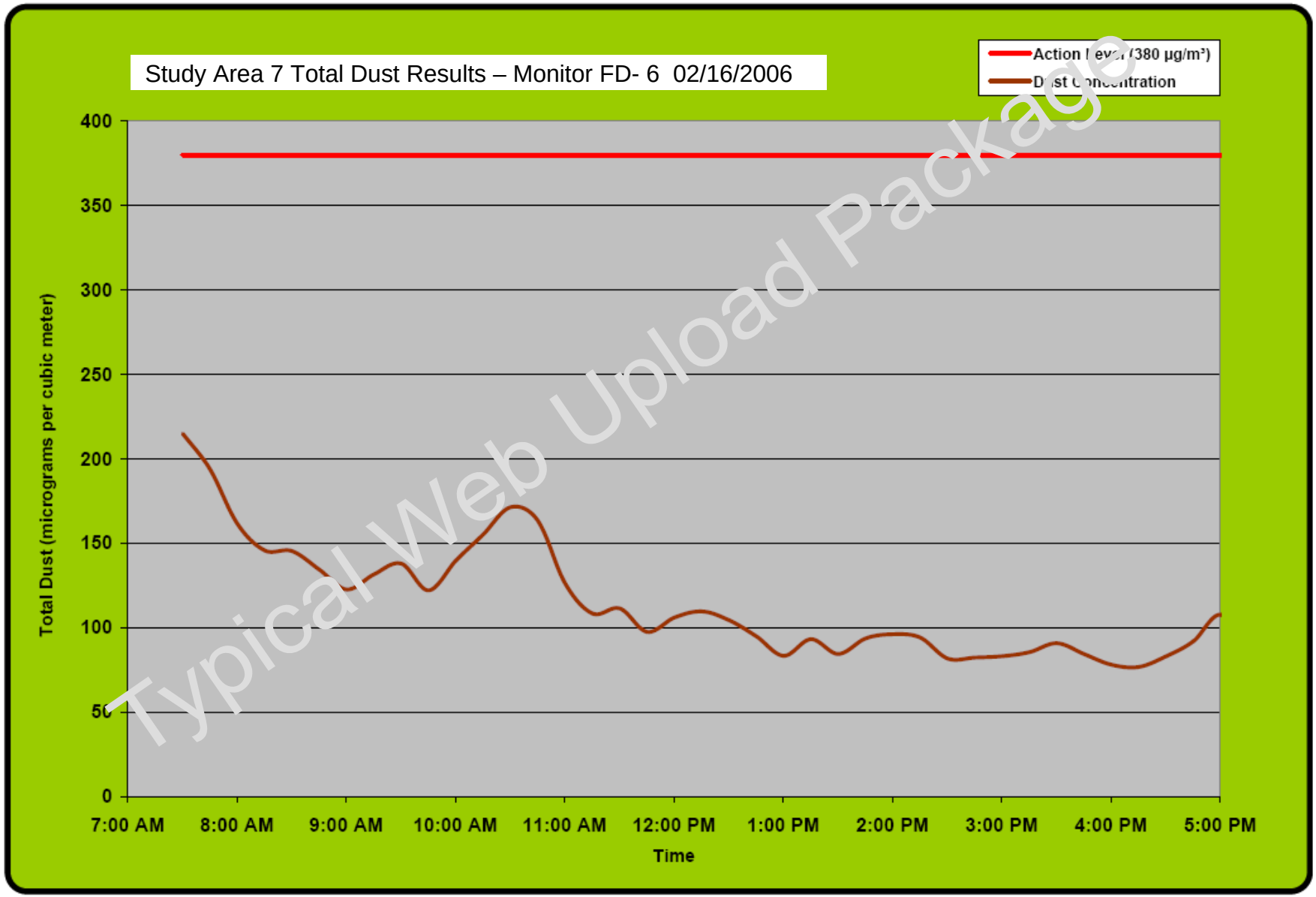

Typical Web Upload Package

Honeywell

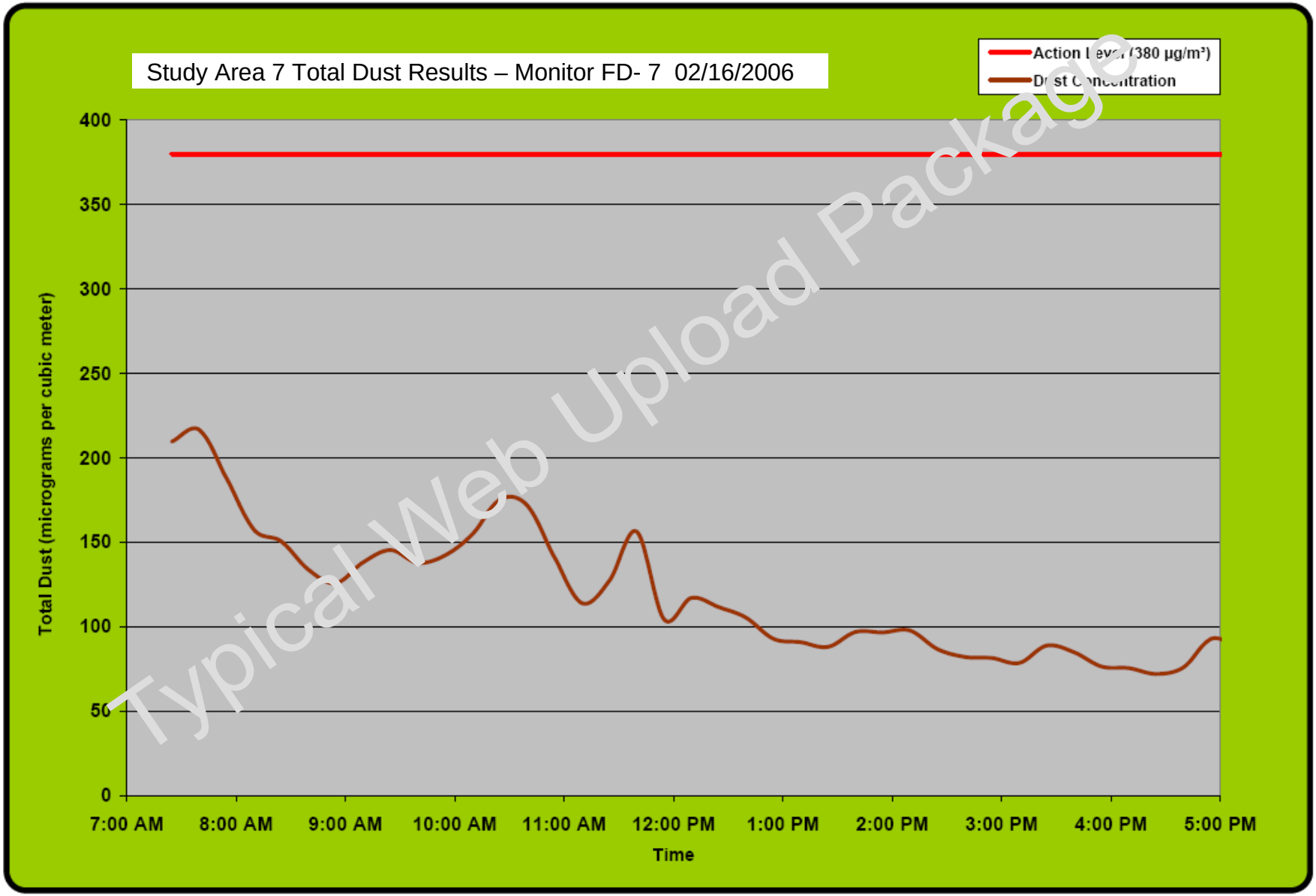

Typical Web Upload Package

Honeywell

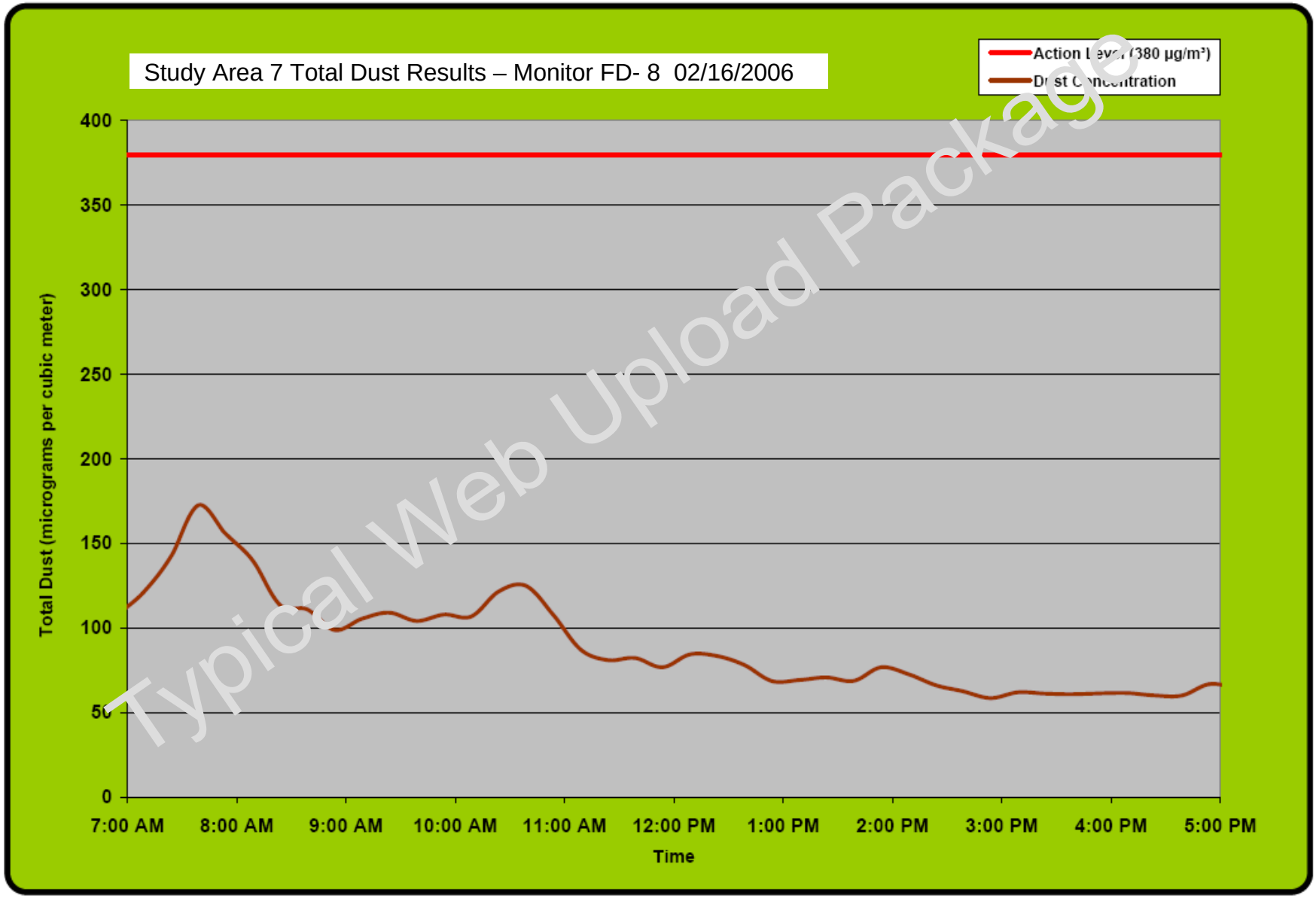

Typical Web Upload Package

Honeywell

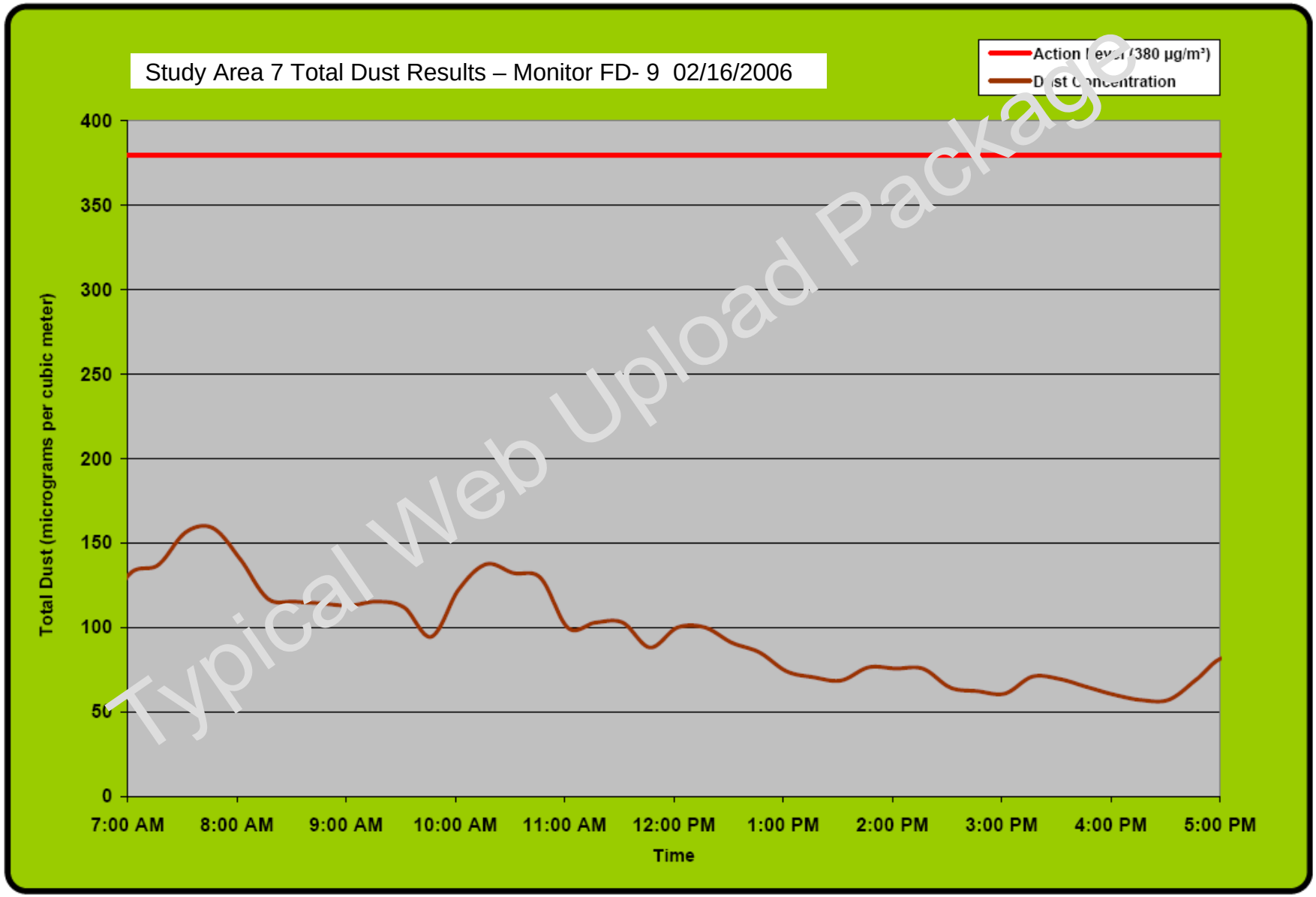

Typical Web Upload Package

Honeywell

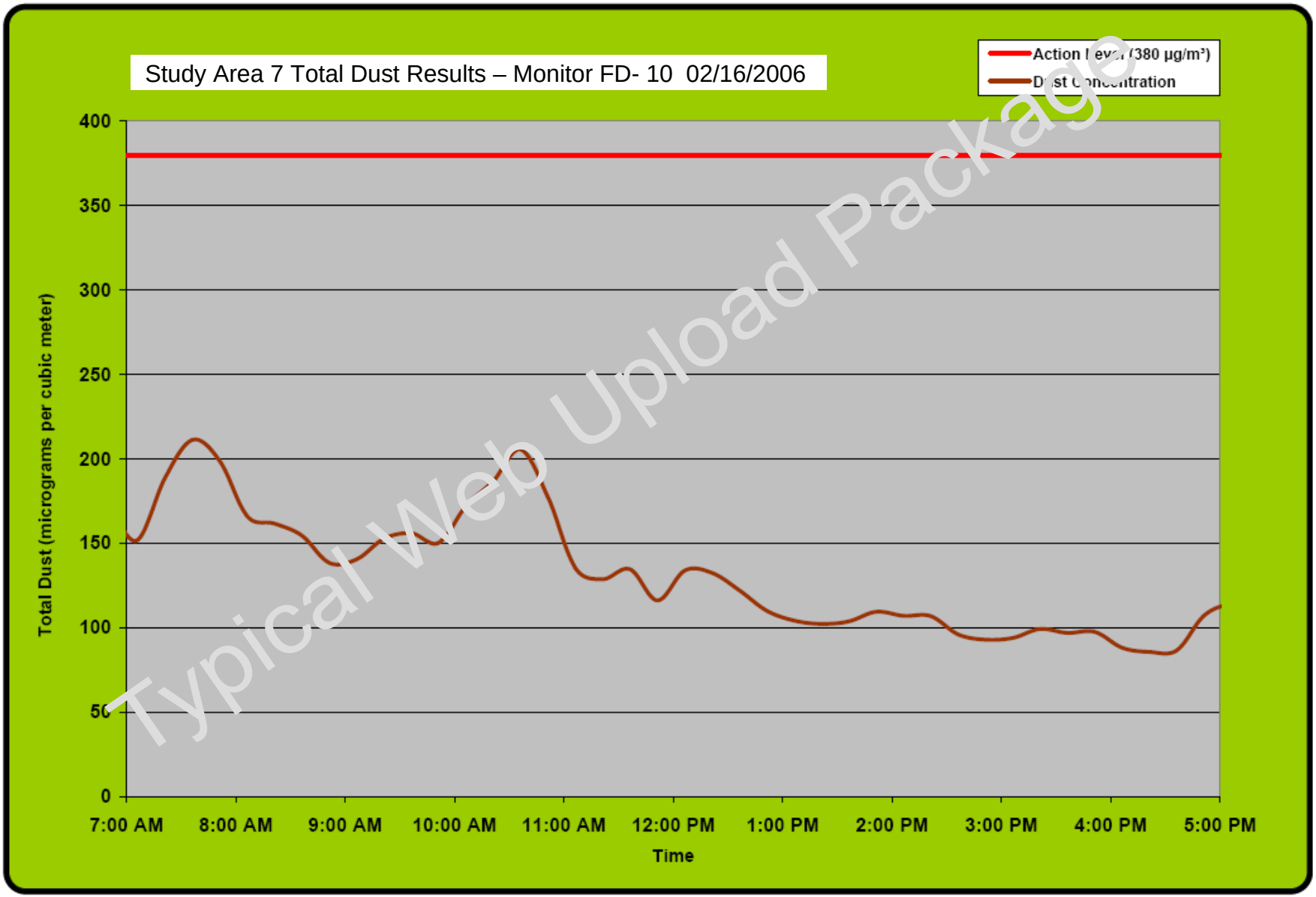

Typical Web Upload Package

Honeywell

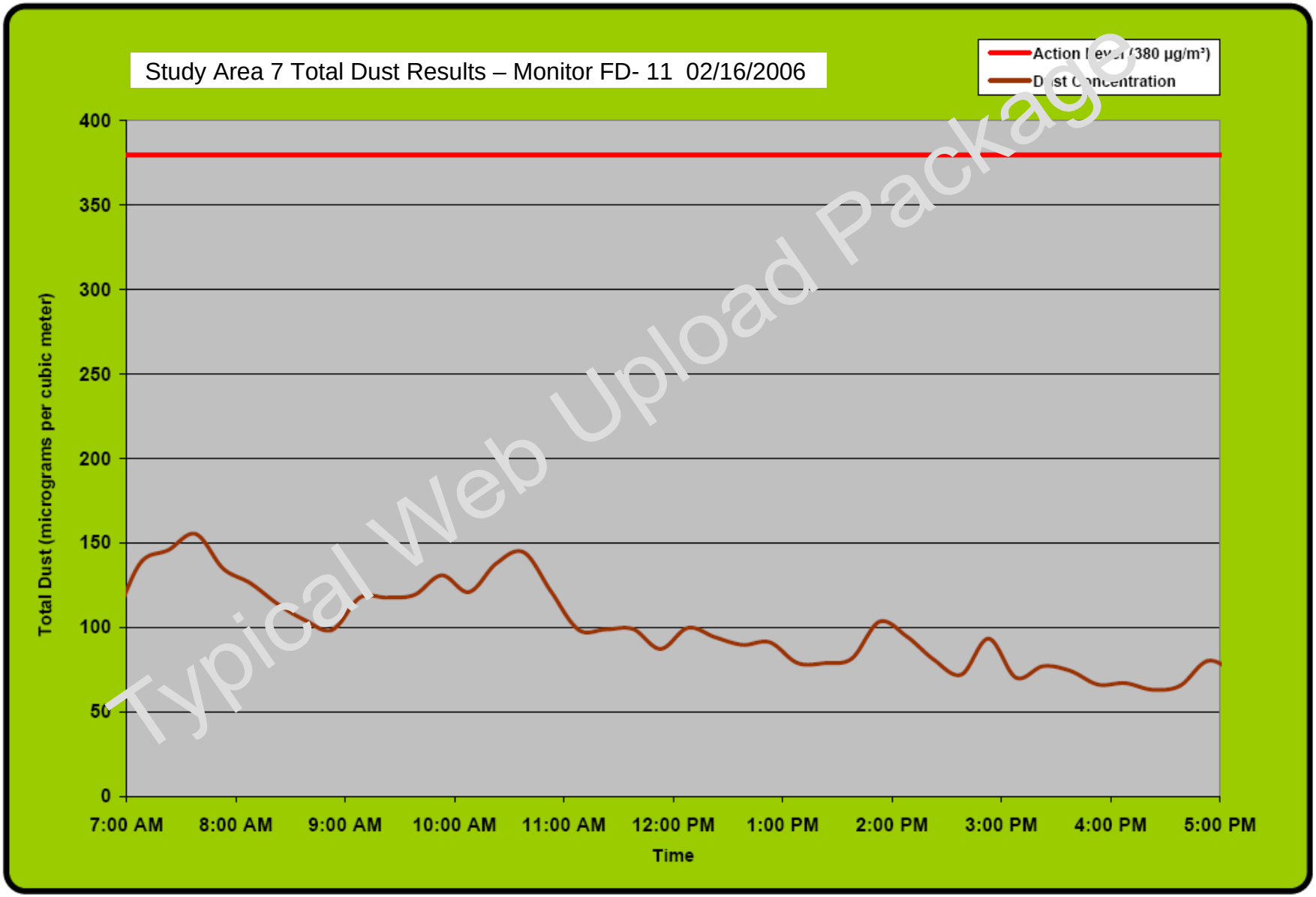

Typical Web Upload Package

Honeywell

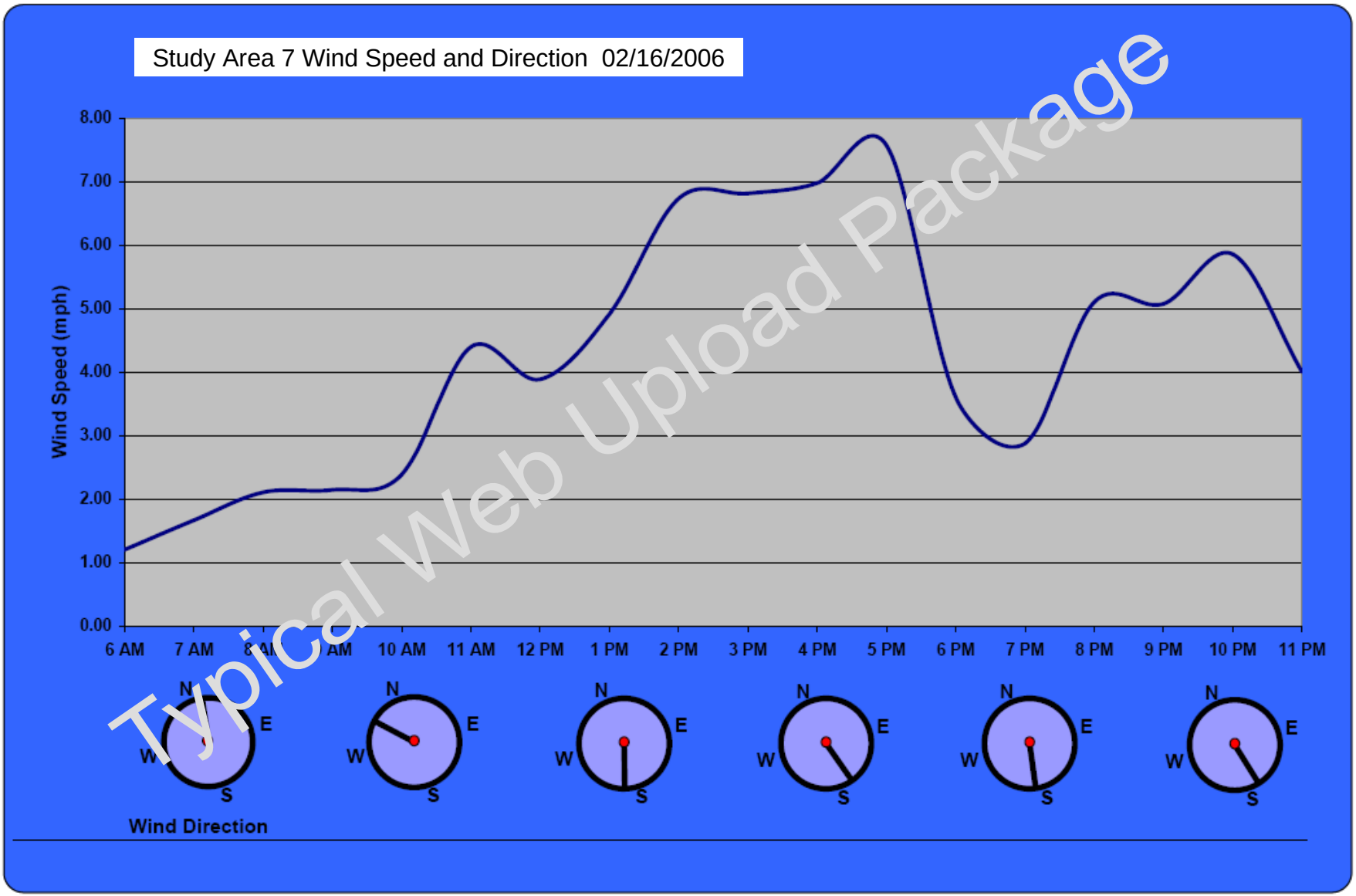

Typical Web Upload Package

Appendix B-6: Fixed Devices Air Sampling Dust and Chromium Results

2005 Sampling Results

2006 Sampling Results

2007 Sampling Results

2008 Sampling Results

2009 Sampling Results

Honeywell

SA-7 Site
Jersey City, NJ

Hexavalent Chromium Air Sampling Results
Fixed Devices

2005

How many Fixed Devices samples were taken this year?	265
How many samples contained any detectable amount of hexavalent chromium?	26
How many samples contained ≥ than 5.0* micrograms of hexavalent chromium per cubic meter (ug/m ^{3})?	0
What was the highest level of hexavelent chromium detected in all samples?	0.024 ug/m^3

** OSHA PEL for Hexavalent Chromium is 5.0 ug/m ^{3}*

Honeywell SA-7 2005 Fixed Devices - Number of samples per concentration range

CrVI Concentration in ug/m^3	Number of samples	Line #
=/<	239	8 282
0.0010	0	282
0.0018	0	282
0.0031	5	287
0.0054	6	293
0.0094	6	299
0.0164	5	304
0.0287	4	308
0.0503	0	308
0.0880	0	308
0.1539	0	308
0.2694	0	308
0.4714	0	308
0.8250	0	308
1.4438	0	308
2.5266	0	308
4.4215	0	308
7.7376	0	308
	26	

303 Samples
32 blanks
6 MD Samples
265 FD Samples
239 <
0 no results
26 CrVI positive samples

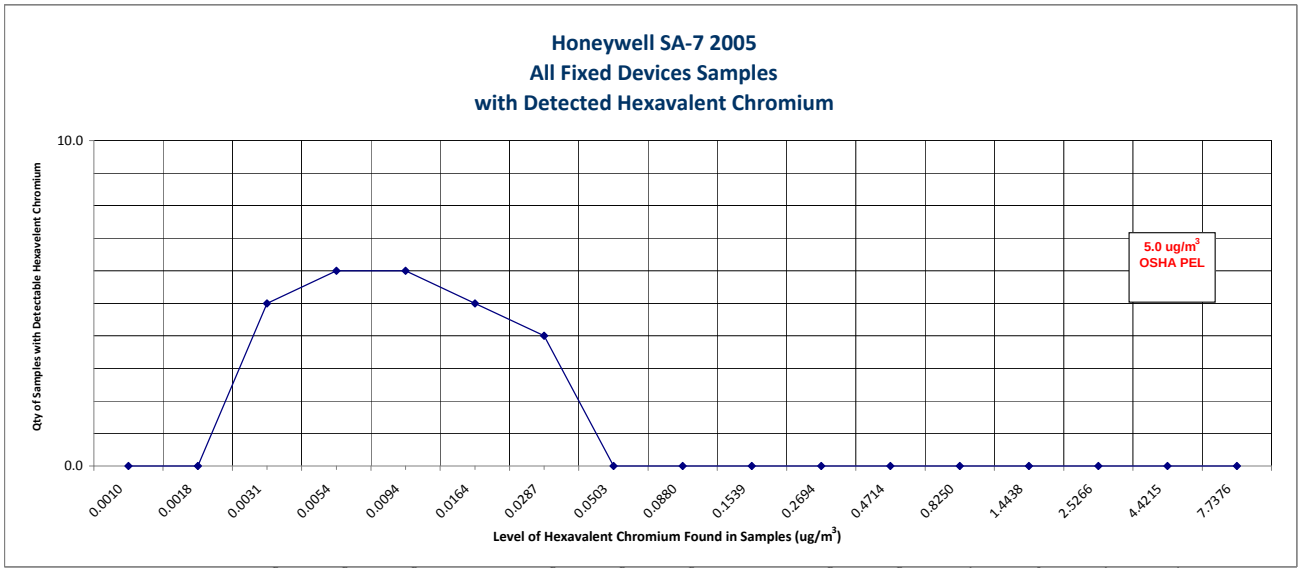

Honeywell SA-7 2005 FAS Statistics	
Metric	**Perimeter Air Sampling Results for Detectable CrVI (µg/m3)**
Number of Filters Submitted	**303**
Number of Blanks	32
Number of MD Filters	6
Number of FD Samples	265
# of FDs Below Detectable Limits	239
# of CrVI Detectable Samples	**26**
Percent Detectable	**10%**
Minimum Detectable Value	**0.0024**
10th Percentile	0.0028
20th Percentile	0.0035
30th Percentile	0.0038
Mean Detectable Value	**0.0089**
Median Detectable Value	**0.0066**
70th Percentile	0.0125
80th Percentile	0.0150
90th Percentile	0.0175
95th Percentile	0.0203
Maximum Detectable Value	**0.0240**
OSHA PEL	**5.0**

Sample Identification				Results						
Location ID		Sample Date	Filter #	Hexavalent Chromium			Total Particulate			Lab Work Order #
				<	(ug)	(ug/m^3)	<	(ug)	(ug/m^3)	
1	1	01/04/05	2064 RE	<	0.0084	0.0019	<	100	23	2005010124 Receipt 1/10/05 Cr6 Anal 1/12/05 Part Anal 1/11/05
2	2	01/04/05	2065 RE		0.014	0.0036	<	100	25	
3	3	01/04/05	2066 RE	<	0.0084	0.0020	<	100	24	
4	4	01/04/05	2063 RE	<	0.0084	0.0019	<	100	24	
5	5	01/04/05	2067 RE	<	0.0084	0.0019	<	100	23	
6	1	01/07/05	2075 RE	<	0.0084	0.0019	<	100	23	
7	2	01/08/05	2081 RE	<	0.0084	0.0019	<	100	23	
8	3	01/09/05	2071 RE	<	0.0084	0.0018	<	100	23	
9	4	01/10/05	2080 RE	<	0.0084	0.0018	<	100	22	
10	5	01/11/05	2082 RE	<	0.0084	0.0042	<	100	51	
11	FB	01/12/05	2077 RE	<	0.0084		<	100		
12	TB	01/13/05	2076 RE	<	0.0084			100		
13	1	01/10/05	2078 RE		0.020	0.0045		110	25	2005010252 Receipt 1/14/05 Cr6 Anal 1/20/05 Part Anal 1/18/05
14	2	01/10/05	2084 RE		0.017	0.0039	<	100	23	
15	3	01/10/05	2085 RE	<	0.011	0.0023	<	100	21	
16	4	01/10/05	2079 RE		0.012	0.0028	<	100	23	
17	5	01/10/05	2083 RE	<	0.011	0.0025	<	100	23	
18	1	01/12/05	2069 RE		0.015	0.0035	<	100	23	
19	2	01/12/05	2072 RE	<	0.011	0.0025	<	100	23	
20	3	01/12/05	2074 RE		0.016	0.0035	<	100	22	
21	4	01/12/05	2070 RE	<	0.011	0.0028	<	100	25	
22	1	01/13/05	2068 RE	<	0.011	0.0025		120	27	
23	2	01/14/05	135 RE	<	0.011	0.0025		110	26	
24	3	01/15/05	2087 RE	<	0.011	0.0023	<	100	21	
25	4	01/16/05	2073 RE	<	0.011	0.0024		120	27	
26	5	01/17/05	112 RE	<	0.011	0.0024		130	29	
27	FB	01/18/05	970 RE	<	0.011			100		
28	TB	01/19/05	125 RE	<	0.011			100		
29	1	02/02/05	102 RE	<	0.010	0.0024		440	100	2005020155 Receipt 2/8/05 Cr6 Anal 2/10/05 Part Anal 2/10/05
30	2	02/02/05	207 RE	<	0.010	0.0023		310	70	
31	3	02/02/05	101 RE	<	0.010	0.0025		110	26	
32	4	02/02/05	106 RE	<	0.010	0.0023		330	73	
33	5	02/02/05	96 RE	<	0.010	0.0024		260	61	
34	1	02/04/05	123 RE	<	0.010	0.0022		200	43	
35	2	02/04/05	118 RE		0.012	0.0028		140	30	
36	3	02/04/05	131 RE	<	0.010	0.0022		190	40	
37	5	02/04/05	104 RE	<	0.010	0.0022		120	26	
38	FB	02/04/05	114 RE	<	0.010		<	100		
39	TB	02/04/05	110 RE	<	0.010		<	100		
40	4	02/04/05	103 RE	<	0.013	0.0029		170	37	
41	1	02/10/05	105 RE	<	0.010	0.0022		230	51	2005020531 Receipt 2/18/05 Cr6 Anal 2/25/05 Part Anal 2/22/05
42	2	02/10/05	136 RE	<	0.010	0.0022		130	29	
43	3	02/10/05	120 RE	<	0.010	0.0022		240	52	
44	4	02/10/05	99 RE	<	0.010	0.0023		150	34	
45	5	02/10/05	116 RE	<	0.010	0.0023		150	35	
46	1	02/14/05	98 RE	<	0.010	0.0021	<	100	21	
47	2	02/14/05	117 RE	<	0.010	0.0022	<	100	21	
48	3	02/14/05	126 RE	<	0.010	0.0022		100	23	
49	4	02/14/05	132 RE	<	0.010	0.0021	<	100	21	
50	5	02/14/05	81 RE	<	0.010	0.0022	<	100	22	
51	1	02/15/05	76 RE	<	0.010	0.0023		200	45	
52	2	02/16/05	83 RE	<	0.010	0.0022		130	29	
53	3	02/17/05	87 RE	<	0.010	0.0021		380	80	

Sample Identification				Results						
Location ID		Sample Date	Filter #	Hexavalent Chromium			Total Particulate			Lab Work Order #
				<	(ug)	(ug/m^3)	<	(ug)	(ug/m^3)	
54	4	02/18/05	92 RE	<	0.010	0.0023	<	100	23	
55	5	02/19/05	88 RE	<	0.010	0.0023		120	28	
56	FB	02/20/05	89 RE	<	0.010		<	100		
57	TB	02/21/05	96 RE	<	0.010		<	100		
58	1	03/04/05	115 RE	<	0.010	0.0023	<	100	22	
59	2	03/04/05	156 RE	<	0.010	0.0024	<	100	23	
60	3	03/04/05	111 RE	<	0.017	0.0037		150	33	
61	4	03/04/05	77 RE	<	0.010	0.0023	<	100	22	
62	5	03/04/05	82 RE	<	0.010	0.0024	<	100	23	2005030255
63	1	03/07/05	93 RE	<	0.010	0.0022		310	65	Receipt 3/10/05
64	2	03/07/05	94 RE	<	0.073	0.0160		240	53	Cr6 Anal 3/14/05
65	3	03/07/05	113 RE	<	0.010	0.0022		400	84	Part Anal 3/14/05
66	4	03/07/05	95 RE	<	0.011	0.0025		170	39	
67	5	03/07/05	78 RE	<	0.010	0.0023		180	41	
68	FB	03/07/05	38 RE	<	0.010		<	100		
69	TB	03/07/05	48 RE	<	0.010		<	100		
70	1	03/15/05	43 RE	<	0.010	0.0023		120	26	
71	2	03/15/05	44 RE	<	0.010	0.0023		110	24	
72	3	03/15/05	39 RE	<	0.010	0.0022		310	68	
73	4	03/15/05	45 RE	<	0.010	0.0023	<	100	22	
74	5	03/15/05	2756 RE	<	0.010	0.0024	<	100	23	
75	1	03/16/05	41 RE	<	0.010	0.0022		130	27	
76	2	03/16/05	42 RE	<	0.010	0.0022	<	100	22	2005030649
77	3	03/16/05	47 RE	<	0.010	0.0022		280	60	Receipt 3/23/05
78	4	03/16/05	91 RE	<	0.010	0.0029	<	100	29	Cr6 Anal 3/24/05
79	5	03/16/05	37 RE	<	0.010	0.0023		110	25	Part Anal 3/24/05
80	1	03/17/05	49 RE		0.011	0.0024		130	29	
81	2	03/17/05	50 RE	<	0.010	0.0022		140	30	
82	3	03/17/05	46 RE	<	0.010	0.0021		250	53	
83	4	03/17/05	2519 RE	<	0.010	0.0022		150	33	
84	5	03/17/05	34 RE	<	0.010	0.0023		100	23	
85	FB	03/17/05	36 RE	<	0.010		<	100		
86	TB	03/17/05	33 RE	<	0.010		<	100		
87	1	04/01/05	32 RE	<	0.010	0.0023		180	40	
88	2	04/01/05	31 RE	<	0.010	0.0023	<	100	22	
89	3	04/01/05	40 RE	<	0.010	0.0023		290	64	
90	4	04/01/05	27 RE	<	0.010	0.0024		120	27	
91	5	04/01/05	277 RE	<	0.010	0.0024		120	29	2005040156
92	1	04/04/05	35 RE	<	0.010	0.0023	<	100	22	Receipt 4/8/05 Cr6
93	2	04/04/05	29 RE	<	0.010	0.0023	<	100	22	Anal 4/13/05 Part
94	3	04/04/05	13 RE	<	0.010	0.0023	<	100	22	Anal 4/12/05
95	4	04/04/05	12 RE	<	0.010	0.0024		130	29	
96	5	04/04/05	8 RE	<	0.010	0.0023	<	100	22	
97	FB	04/04/05	7 RE	<	0.010		<	100		
98	TB	04/04/05	16 RE	<	0.010		<	100		
99	1	05/15/05	2273 RF	<	0.010	0.0029		190	55	
100	2	05/15/05	2278 RF	<	0.0094	0.0021		110	24	
101	3	05/15/05	2318 RF	<	0.0094	0.0027	<	100	29	
102	4	05/15/05	2320 RF	<	0.0094	0.0024	<	100	25	
103	5	05/15/05	2289 RF	<	0.0094	0.0027	<	100	28	2005050586
104	1	05/20/05	2245 RF	<	0.0094	0.0020		130	28	Receipt 5/23/05
105	2	05/20/05	2281 RF	<	0.0094	0.0021	<	100	22	Cr6 Anal 5/27/05
106	3	05/20/05	2203 RF	<	0.0094	0.0045	<	100	48	Part Anal 5/26/05
107	4	05/20/05	2321 RF		0.021	0.0051	<	100	25	

Sample Identification				Results						
Location ID		Sample Date	Filter #	Hexavalent Chromium			Total Particulate			Lab Work Order #
				<	(ug)	(ug/m^3)	<	(ug)	(ug/m^3)	
108	5	05/20/05	2280 RF		0.011	0.0024		170	35	
109	FB	05/20/05	2277 RF		0.011		<	100		
110	TB	05/20/05	2301 RF	<	0.0094		<	100		
111	FD-1	06/09/05	28 RE	<	0.0093	0.0020		250	54	
112	FD-4	06/09/05	10 RE	<	0.0093	0.0021		230	52	
113	FD-6	06/09/05	6 RE	<	0.0093	0.0021		250	57	
114	FD-8	06/09/05	11 RE	<	0.0093	0.0021		260	59	
115	FD-11	06/09/05	5 RE	<	0.0093	0.0020		150	32	
116	FD-1	06/10/05	14 RE	<	0.0093	0.0021		190	44	
117	FD-4	06/10/05	17 RE	<	0.0093	0.0022		170	39	
118	FD-6	06/10/05	1 RE	<	0.0093	0.0021		120	27	
119	FD-8	06/10/05	15 RE	<	0.0093	0.0022	<	100	23	
120	FD-11	06/10/05	3 RE	<	0.0093	0.0022		120	27	
121	FD-1	06/13/05	2216 RF	<	0.0093	0.0022		160	39	
122	FD-4	06/13/05	2235 RF	<	0.0093	0.0021		110	24	2005060414 Receipt 6/20/05 Cr6 Anal 6/23/05 Part Anal 6/21/05
123	FD-6	06/13/05	2254 RF	<	0.0093	0.0021		300	69	
124	FD-8	06/13/05	2326 RF	<	0.0093	0.0022		270	62	
125	FD-11	06/13/05	2252 RF	<	0.0093	0.0020		180	39	
126	FD-1	06/14/05	2264 RF	<	0.0093	0.0023		260	65	
127	FD-4	06/14/05	2196 RF	<	0.0093	0.0022		190	44	
128	FD-6	06/14/05	2218 RF	<	0.0093	0.0020		200	44	
129	FD-8	06/14/05	2323 RF	<	0.0093	0.0022		120	28	
130	FD-11	06/14/05	2312 RF	<	0.0093	0.0021	<	100	23	
131	FD-1	06/15/05	2269 RF	<	0.0093	0.0023		140	33	
132	FD-4	06/15/05	2317 RF	<	0.0093	0.0022		210	49	
133	FD-6	06/15/05	2240 RF	<	0.0093	0.0021	<	100	22	
134	FD-8	06/15/05	2270 RF	<	0.0093	0.0022	<	100	23	
135	FD-11	06/15/05	2197 RF	<	0.0093	0.0022		100	24	
136	FB	06/15/05	2272 RF	<	0.0093		<	100		
137	TB	06/15/05	348 RE	<	0.0093		<	100		
138	FD-1	07/07/05	2193 RF	<	0.0091	0.0022		160	37	
139	FD-4	07/07/05	2294 RF	<	0.0091	0.0022		100	25	
140	FD-6	07/07/05	2219 RF	<	0.0091	0.0023		110	27	
141	FD-8	07/07/05	2266 RF	<	0.0091	0.0022		170	41	
142	FD-11	07/07/05	2241 RF	<	0.0091	0.0020		120	26	
143	FD-1	07/08/05	2290 RF		0.026	0.0058		110	26	
144	FD-4	07/08/05	2305 RF	<	0.0091	0.0021		100	23	
145	FD-6	07/08/05	2292 RF	<	0.0091	0.0023	<	100	25	
146	FD-8	07/08/05	2217 RF	<	0.0091	0.0021	<	100	23	
147	FD-11	07/08/05	2268 RF	<	0.0091	0.0023	<	100	25	
148	FD-1	07/11/05	1410 RF	<	0.0091	0.0020		140	31	
149	FD-4	07/11/05	1400 RF		0.027	0.0064		120	29	2005070385 Receipt 7/19/05 Cr6 Anal 7/22/05 Part Anal 7/20/05
150	FD-6	07/11/05	1405 RF		0.059	0.0140		240	58	
151	FD-8	07/11/05	1395 RF		0.031	0.0072		200	48	
152	FD-11	07/11/05	1396 RF		0.064	0.0150		130	28	
153	FD-1	07/12/05	1415 RF	<	0.0091	0.0020		160	35	
154	FD-4	07/12/05	1414 RF	<	0.0091	0.0022		130	31	
155	FD-6	07/12/05	1397 RF		0.032	0.0078		120	30	
156	FD-8	07/12/05	1411 RF	<	0.0091	0.0021		140	33	
157	FD-11	07/12/05	1404 RF		0.013	0.0030	<	100	23	
158	FD-1	07/13/05	1409 RF	<	0.0091	0.0021		190	44	
159	FD-4	07/13/05	1403 RF	<	0.0091	0.0021		140	31	
160	FD-6	07/13/05	1419 RF	<	0.0091	0.0022		130	32	
161	FD-8	07/13/05	1399 RF	<	0.0091	0.0022		230	55	

Sample Identification				Results						
Location ID		Sample Date	Filter #	Hexavalent Chromium			Total Particulate			Lab Work Order #
				<	(ug)	(ug/m^3)	<	(ug)	(ug/m^3)	
162	FD-11	07/13/05	1413 RF	<	0.0091	0.0020		150	32	
163	FB	07/13/05	1408 RF	<	0.0091		<	100		
164	TB	07/13/05	1418 RF	<	0.0091		<	100		
165	FD-4	08/10/05	1252 RF	<	0.0100	0.0081	<	100	79	
166	FD-6	08/10/05	1304 RF	<	0.0100	0.0083	<	100	80	
167	FD-8	08/10/05	1295 RF	<	0.0100	0.0083	<	100	80	
168	FD-11	08/10/05	1314 RF	<	0.0100	0.0078	<	100	76	
169	FB	08/10/05	1450 RF	<	0.0100			100		
170	TB	08/10/05	948 RF	<	0.0100			100		2005080414
171	FD-4	08/09/05	1290 RF	<	0.0100	0.0086	<	100	83	Receipt 8/15/05
172	FD-6	08/09/05	1284 RF	<	0.0100	0.0095	<	100	92	Cr6 Anal 8/19/05
173	FD-8	08/09/05	1306 RF	<	0.0100	0.0085		100	84	Part Anal 8/17/05
174	FD-11	08/09/05	1286 RF	<	0.0100	0.0097	<	100	94	
175	FD-4	08/08/05	1280 RF	<	0.0100	0.0082		120	93	
176	FD-6	08/08/05	1281 RF	<	0.0100	0.0072		120	85	
177	FD-8	08/08/05	1307 RF	<	0.0100	0.0086	<	100	83	
178	FD-11	08/08/05	1287 RF	<	0.0100	0.0084		100	83	
179	FD-4	09/12/05	1440 RF	<	0.010	0.0084	<	100	85	
180	FD-6	09/12/05	1439 RF	<	0.010	0.0086	<	100	86	
181	FD-8	09/12/05	1427 RF	<	0.010	0.0085		190	160	
182	FD-11	09/12/05	1435 RF	<	0.010	0.0076	<	100	76	
183	FD-4	09/13/05	1429 RF	<	0.010	0.0070		230	160	
184	FD-6	09/13/05	1449 RF	<	0.010	0.0065		190	120	
185	FD-8	09/13/05	1442 RF	<	0.010	0.0077		210	160	
186	FD-11	09/13/05	1312 RF	<	0.010	0.0065		150	97	
187	FD-4	09/21/05	100 RG		0.010	0.021	<	100	75	2005090592
188	FD-6	09/21/05	144 RG	<	0.010	0.0062	<	100	62	Receipt 9/26/05
189	FD-8	09/21/05	90 RG	<	0.010	0.0078	<	100	78	Cr6 Anal 9/29/05
190	FD-11	09/21/05	132 RG		0.010	0.015	<	100	79	Part Anal 9/28/05
191	FD-6	09/22/05	130 RG		0.010	0.0068		110	74	
192	FD-8	09/22/05	152 RG	<	0.010	0.0087		110	96	
193	FD-11	09/22/05	18 RG		0.010	0.024	<	100	94	
194	FD-4	09/23/05	114 RG	<	0.010	0.0081	<	100	81	
195	FD-6	09/23/05	124 RG	<	0.010	0.0068	<	100	68	
196	FD-8	09/23/05	4 RG	<	0.010	0.0074	<	100	74	
197	FD-11	09/23/05	140 RG	<	0.010	0.0083	<	100	87	
198	FB	09/23/05	87 RG	<	0.010		<	100		
199	TB	09/23/05	102 RG	<	0.010		<	100		
200	FD-4	10/04/05	696 RG	<	0.010	0.0061	<	100	61	
201	FD-6	10/04/05	695 RG	<	0.010	0.0060	<	100	60	
202	FD-8	10/04/05	689 RG	<	0.010	0.0067		150	100	
203	FD-9	10/04/05	686 RG	<	0.010	0.0071	<	100	71	
204	FD-11	10/04/05	665 RG	<	0.010	0.0073	<	100	73	
205	MD-20	10/04/05	666 RG	<	0.010	0.0059		100	62	
206	MD-23	10/04/05	683 RG	<	0.010	0.0061	<	100	61	
207	FD-4	10/05/05	680 RG	<	0.010	0.0095	<	100	95	
208	FD-6	10/05/05	670 RG	<	0.010	0.0082	<	100	82	
209	FD-8	10/05/05	660 RG	<	0.010	0.0086		180	160	2005100195
210	FD-9	10/05/05	681 RG	<	0.010	0.0086	<	100	86	Receipt 10/10/05
211	FD-11	10/05/05	684 RG	<	0.010	0.0097	<	100	97	Cr6 Anal 10/17/05
212	MD-20	10/05/05	664 RG	<	0.010	0.0076	<	100	76	Part Anal 10/11/05
213	MD-23	10/05/05	692 RG	<	0.010	0.0071		120	90	
214	FD-4	10/06/05	688 RG	<	0.010	0.0089	<	100	89	
215	FD-6	10/06/05	687 RG	<	0.010	0.0084	<	100	85	

Sample Identification				Results						
Location ID		Sample Date	Filter #	Hexavalent Chromium			Total Particulate			Lab Work Order #
				<	(ug)	(ug/m^3)	<	(ug)	(ug/m^3)	
216	FD-8	10/06/05	671 RG	<	0.010	0.0082		130	100	
217	FD-9	10/06/05	669 RG	<	0.010	0.0085	<	100	85	
218	FD-11	10/06/05	682 RG	<	0.010	0.0086	<	100	86	
219	MD-20	10/06/05	691 RG	<	0.010	0.0083	<	100	83	
220	MD-23	10/06/05	676 RG	<	0.010	0.0076	<	100	76	
221	FB	10/06/05	690 RG	<	0.010		<	100		
222	TB	10/06/05	685 RG	<	0.010		<	100		
223	FD-4	10/17/05	8 RG	<	0.010	0.0086	<	100	83	
224	FD-6	10/17/05	55 RG	<	0.010	0.0085	<	100	82	
225	FD-8	10/17/05	56 RG	<	0.010	0.0089	<	100	86	
226	FD-9	10/17/05	26 RG	<	0.015	0.014	<	100	94	
227	FD-11	10/17/05	9 RG	<	0.015	0.014	<	100	99	
228	FD-4	10/18/05	27 RG	<	0.011	0.0086	<	100	78	
229	FD-6	10/18/05	20 RG	<	0.010	0.0087	<	100	84	
230	FD-8	10/18/05	30 RG	<	0.013	0.010	<	100	84	
231	FD-9	10/18/05	40 RG	<	0.010	0.0090	<	100	87	
232	FD-11	10/18/05	53 RG	<	0.025	0.022	<	100	86	
233	FD-4	10/19/05	7 RG	<	0.012	0.0094	<	100	78	
234	FD-6	10/19/05	34 RG	<	0.010	0.0082	<	100	79	2005100715
235	FD-8	10/19/05	17 RG	<	0.010	0.0085	<	100	82	Receipt 10/26/05
236	FD-9	10/19/05	12 RG	<	0.010	0.0090	<	100	87	Cr6 Anal 10/28/05
237	FD-11	10/19/05	52 RG	<	0.014	0.012	<	100	85	Part Anal 10/27/05
238	FD-4	10/20/05	48 RG	<	0.010	0.0080	<	100	78	
239	FD-6	10/20/05	70 RG	<	0.010	0.0079	<	100	76	
240	FD-8	10/20/05	39 RG	<	0.011	0.0088	<	100	79	
241	FD-9	10/20/05	28 RG	<	0.010	0.0086	<	100	83	
242	FD-11	10/20/05	6 RG	<	0.012	0.0095	<	100	82	
243	FD-4	10/21/05	64 RG	<	0.010	0.0079	<	100	76	
244	FD-6	10/21/05	45 RG	<	0.010	0.0082	<	100	80	
245	FD-8	10/21/05	35 RG	<	0.010	0.0080	<	100	78	
246	FD-9	10/21/05	50 RG	<	0.010	0.0080	<	100	77	
247	FD-11	10/21/05	60 RG	<	0.010	0.0078	<	100	75	
248	FB	10/21/05	68 RG	<	0.010		<	100		
249	TB	10/21/05	74 RG	<	0.010		<	100		
250	FD-4	11/03/05	73 RG	<	0.011	0.0071		190	130	
251	FD-6	11/03/05	63 RG	<	0.011	0.0070	<	100	67	
252	FD-8	11/03/05	57 RG		0.025	0.018	<	100	71	
253	FD-9	11/03/05	58 RG	<	0.011	0.0078	<	100	74	
254	FD-11	11/03/05	71 RG	<	0.011	0.0076		110	81	
255	FD-4	11/04/05	76 RG	<	0.011	0.0092	<	100	87	
256	FD-6	11/04/05	78 RG	<	0.011	0.0084	<	100	79	
257	FD-8	11/04/05	69 RG	<	0.011	0.0083		110	85	
258	FD-9	11/04/05	77 RG	<	0.011	0.0081	<	100	77	
259	FD-11	11/04/05	46 RG		0.023	0.017	<	100	72	
260	FD-4	11/07/05	66 RG	<	0.011	0.0078	<	100	74	
261	FD-6	11/07/05	75 RG	<	0.011	0.0076	<	100	72	2005110277
262	FD-8	11/07/05	47 RG		0.022	0.016		110	82	Receipt 11/11/05
263	FD-9	11/07/05	22 RG		0.013	0.0094	<	100	74	Cr6 Anal 11/16/05
264	FD-11	11/07/05	11 RG		0.016	0.011	<	100	69	Part Anal 11/15/05
265	FD-4	11/08/05	622 RG	<	0.011	0.0081	<	100	77	
266	FD-6	11/08/05	642 RG	<	0.011	0.0081	<	100	77	
267	FD-8	11/08/05	644 RG	<	0.011	0.0083	<	100	79	
268	FD-9	11/08/05	632 RG	<	0.011	0.0081	<	100	77	

Sample Identification				Results						
Location ID		Sample Date	Filter #	Hexavalent Chromium			Total Particulate			Lab Work Order #
				<	(ug)	(ug/m^3)	<	(ug)	(ug/m^3)	
269	FD-11	11/08/05	627 RG	<	0.011	0.0075	<	100	71	
270	FD-4	11/09/05	33 RG	<	0.011	0.0081	<	100	77	
271	FD-6	11/09/05	65 RG	<	0.011	0.0082	<	100	77	
272	FD-8	11/09/05	54 RG	<	0.011	0.0079	<	100	75	
273	FD-9	11/09/05	72 RG	<	0.011	0.0081	<	100	77	
274	FD-11	11/09/05	42 RG	<	0.011	0.0078	<	100	74	
275	FB	11/09/05	623 RG	<	0.011		<	100		
276	TB	11/09/05	67 RG	<	0.011		<	100		
277	FD-4	12/15/05	2523 RG	<	0.010	0.0061	<	100	62	2006010064 Receipt 1/5/06 Cr6 Anal 1/9/06 Part Anal 1/6/06
278	FD-6	12/15/05	2518 RG	<	0.010	0.0063		120	75	
279	FD-8	12/15/05	2524 RG	<	0.010	0.0060		110	69	
280	FD-9	12/15/05	2521 RG	<	0.010	0.0063		150	98	
281	FD-11	12/15/05	2519 RG	<	0.010	0.0057	<	100	58	
282	FB	12/15/05	2495 RG							
283	TB	12/15/05	2490 RG							
284	FD-4	12/19/05	2514 RG	<	0.010	0.0066	<	100	67	
285	FD-6	12/19/05	2520 RG	<	0.010	0.0067	<	100	68	
286	FD-8	12/19/05	2513 RG	<	0.010	0.0056	<	100	57	
287	FD-9	12/19/05	2512 RG	<	0.010	0.0054	<	100	55	
288	FD-11	12/19/05	2515 RG	<	0.010	0.0060	<	100	62	
289	FD-4	12/20/05	1405 RG	<	0.010	0.0062	<	100	63	
290	FD-6	12/20/05	2493 RG	<	0.010	0.0065	<	100	66	
291	FD-8	12/20/05	2492 RG	<	0.010	0.0060	<	100	61	
292	FD-9	12/20/05	2488 RG	<	0.010	0.0054	<	100	55	
293	FD-11	12/20/05	2487 RG	<	0.010	0.0058		110	67	
294	FD-4	12/21/05	2499 RG	<	0.010	0.0061	<	100	62	
295	FD-6	12/21/05	2503 RG	<	0.010	0.0062	<	100	63	
296	FD-8	12/21/05	2498 RG	<	0.010	0.0060		120	75	
297	FD-9	12/21/05	2494 RG	<	0.010	0.0061	<	100	63	
298	FD-11	12/21/05	2502 RG	<	0.010	0.0066	<	100	67	
299	FD-4	12/22/05	2489 RG	<	0.010	0.0061	<	100	63	
300	FD-6	12/22/05	2500 RG	<	0.010	0.0071	<	100	72	
301	FD-8	12/22/05	2505 RG	<	0.010	0.0058	<	100	59	
302	FD-9	12/22/05	2517 RG	<	0.010	0.0055		110	60	
303	FD-11	12/22/05	2497 RG	<	0.010	0.0058	<	100	59	

Honeywell

SA-7 Site
Jersey City, NJ

Hexavalent Chromium Air Sampling Results
Fixed Devices

2006

How many Fixed Devices samples were taken this year?	**1100**
How many samples contained any detectable amount of hexavalent chromium?	**108**
How many samples contained ≥ than 5.0* micrograms of hexavalent chromium per cubic meter (ug/m ^{3})?	**0**
What was the highest level of hexavalent chromium detected in all samples?	**0.100** ug/m^3

** OSHA PEL for Hexavalent Chromium is 5.0 ug/m ^{3}*

Honeywell SA-7 2006 Fixed Devices - Number of samples per concentration range

CrVI Concentration in ug/m^3	Number of samples	Line #
=/<	992	2
0.0010	11	13
0.0018	22	35
0.0031	31	66
0.0054	22	88
0.0094	14	102
0.0164	6	109
0.0287	1	109
0.0503	0	109
0.0880	0	109
0.1539	1	110
0.2694	0	110
0.4714	0	110
0.8250	0	110
1.4438	0	110
2.5266	0	110
4.4215	0	110
7.7376	0	110
	108	

1208 Samples
108 blanks
0 Other Samples
1100 Samples
992 <
0 no results
108 CrVI positive samples

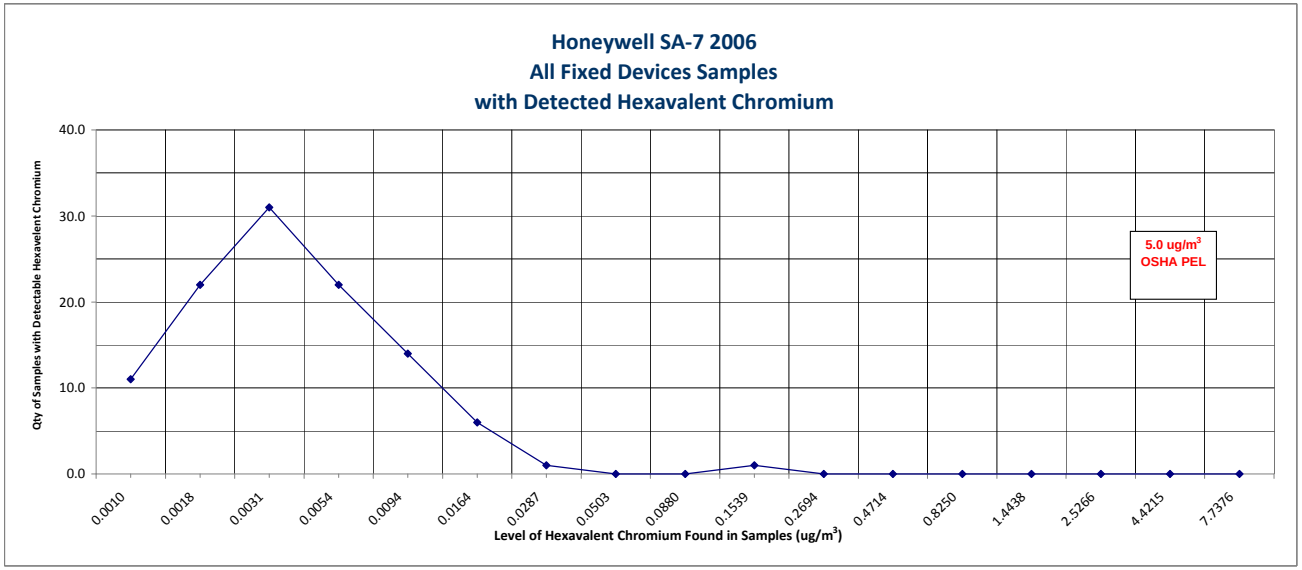

Honeywell SA-7 2006 FDAS Statistics	
Metric	**Perimeter Air Sampling Results for Detectable CrVI (µg/m3)**
Number of Filters Submitted	**1208**
Number of Blanks	108
Number of Other Filters	0
Number of FD Samples	1100
# of FDs Below Detectable Limits	992
# of CrVI Detectable Samples	**108**
Percent Detectable	**10%**
Minimum Detectable Value	**0.0008**
10th Percentile	0.0011
20th Percentile	0.0013
30th Percentile	0.0018
Mean Detectable Value	**0.0037**
Median Detectable Value	**0.0027**
70th Percentile	0.0039
80th Percentile	0.0053
90th Percentile	0.0073
95th Percentile	0.0096
Maximum Detectable Value	**0.0180**
OSHA PEL	**5.0**

FD-6 on 12/8/06 yielded a CrVI value of 0.1000 ug/m3. This value is about 5 times higher than all of the other results. It has been left out of the statistics since it will skew the profile higher.

Honeywell

Sample Identification								Results					
Location ID		Start Time	End Time	Field Sample ID	Sample Date	Sample Time	Total Volume (L)	Hexavalent Chromium (ug/m^3)		Total Particulate (ug/m^3)		% Cr6	Travelers LWO#
1	Field Blank	0:00	0:00	1554 RG	1/11/2006	0	0						
2	Trip Blank	0:00	0:00	1541 RG	1/11/2006	0	0						
3	FD/AP-4	6:43	17:32	1548 RG	1/12/2006	649	1908	<	0.0053	<	52	0.010	
4	FD/AP-6	6:47	17:40	1558 RG	1/12/2006	653	1717	<	0.0059	<	58	0.010	
5	FD/AP-8	6:25	19:40	1559 RG	1/12/2006	451	1269	<	0.0080		100	0.008	
6	FD/AP-9	6:16	19:53	1549 RG	1/12/2006	817	2400	<	0.0042		46	0.009	
7	FD/AP-11	6:08	20:05	1553 RG	1/12/2006	837	2330		0.0055	<	43	0.013	
8	FD/AP-4	6:31	18:23	1513 RG	1/20/2006	712	1787		0.0067	<	56	0.012	
9	FD/AP-6	6:39	18:29	1518 RG	1/20/2006	710	1878	<	0.0054	<	53	0.010	
10	FD/AP-8	6:08	17:52	1540 RG	1/20/2006	704	2008	<	0.0050		76	0.007	
11	FD/AP-9	6:15	18:04	1539 RG	1/20/2006	709	2112	<	0.0048	<	47	0.010	
12	FD/AP-11	6:22	18:12	1538 RG	1/20/2006	710	2026	<	0.0050	<	49	0.010	2006020103 Receipt 2/3/06 Cr6 Anal 2/8/06 Part Anal 2/6/06
13	FD/AP-4	6:49	17:29	1526 RG	1/24/2006	640	1604	<	0.0063	<	62	0.010	
14	FD/AP-6	6:40	17:50	1511 RG	1/24/2006	670	1772	<	0.0057	<	56	0.010	
15	FD/AP-8	6:29	18:16	1517 RG	1/24/2006	707	1958	<	0.0052	<	51	0.010	
16	FD/AP-9	6:09	18:33	1521 RG	1/24/2006	744	2288	<	0.0044	<	44	0.010	
17	FD/AP-11	6:19	18:57	1514 RG	1/24/2006	758	2205	<	0.0046	<	45	0.010	
18	FD/AP-4	6:42	17:55	1529 RG	1/25/2006	671	1672	<	0.0060	<	60	0.010	
19	FD/AP-6	6:33	18:31	1533 RG	1/25/2006	718	2054	<	0.0049	<	49	0.010	
20	FD/AP-8	6:26	19:01	1519 RG	1/25/2006	755	2115		0.0060	<	47	0.013	
21	FD/AP-9	6:07	19:28	1516 RG	1/25/2006	801	2481	<	0.0041	<	40	0.010	
22	FD/AP-11	6:15	19:38	1532 RG	1/25/2006	803	2316	<	0.0044	<	43	0.010	
23	FD/AP-4	6:47	19:19	1523 RG	1/26/2006	752	1865	<	0.0054	<	54	0.010	
24	FD/AP-6	6:57	19:11	1515 RG	1/26/2006	734	2114	<	0.0048	<	47	0.010	
25	FD/AP-8	6:36	19:06	1490 RG	1/26/2006	750	2143		0.0130	<	47	0.028	
26	FD/AP-9	6:24	18:45	1524 RG	1/26/2006	741	2253	<	0.0045	<	44	0.010	
27	FD/AP-11	6:27	18:55	1522 RG	1/26/2006	748	2239	<	0.0045	<	45	0.010	
28	FD/AP-4	7:07	19:53	540 RG	2/16/2006	766	1880	<	0.0052		82	0.006	
29	FD/AP-6	7:15	19:39	311 RG	2/16/2006	744	2109	<	0.0046		75	0.006	
30	FD/AP-8	6:39	20:20	312 RG	2/16/2006	821	2337	<	0.0042		71	0.006	
31	FD/AP-9	6:31	20:28	541 RG	2/16/2006	837	2652	<	0.0037		87	0.004	
32	FD/AP-10	7:30	20:49	542 RG	2/16/2006	799	2344	<	0.0042		74	0.006	
33	FD/AP-11	6:10	20:39	1510 RG	2/16/2006	869	2503	<	0.0039		84	0.005	
34	Field Blank	0:00	0:00	794 RG	2/16/2006	0	0						
35	Trip Blank	0:00	0:00	789 RG	2/16/2006	0	0						

Honeywell

Sample Identification								Results					
Location ID		Start Time	End Time	Field Sample ID	Sample Date	Sample Time	Total Volume (L)	Hexavalent Chromium (ug/m^3)		Total Particulate (ug/m^3)		% Cr6	Travelers LWO#
36	FD/AP-4	8:03	18:00	798 RG	2/21/2006	597	1462	<	0.0067	<	68	0.010	
37	FD/AP-6	8:12	18:28	799 RG	2/21/2006	616	1765	<	0.0055		87	0.006	
38	FD/AP-8	7:50	18:57	309 RG	2/21/2006	667	1947	<	0.0050	<	51	0.010	
39	FD/AP-9	8:15	19:07	808 RG	2/21/2006	652	2029	<	0.0048		58	0.008	
40	FD/AP-10	8:30	19:35	308 RG	2/21/2006	665	1945		0.0051		57	0.009	
41	FD/AP-11	8:43	19:21	802 RG	2/21/2006	638	1566	<	0.0062	<	64	0.010	
42	FD/AP-4	7:10	20:53	538 RG	2/22/2006	823	2004	<	0.0049	<	50	0.010	
43	FD/AP-6	6:55	20:16	803 RG	2/22/2006	801	2236	<	0.0044	<	45	0.010	2006030149
44	FD/AP-8	6:40	19:30	807 RG	2/22/2006	770	2131	<	0.0046		48	0.010	Receipt 3/7/06 Cr6
45	FD/AP-9	6:28	19:43	800 RG	2/22/2006	795	2413	<	0.0040		46	0.009	Anal 3/10/06 Part
46	FD/AP-10	6:16	19:59	801 RG	2/22/2006	823	2406	<	0.0040	<	42	0.010	Anal 3/9/06
47	FD/AP-11	6:08	19:53	797 RG	2/22/2006	825	1633	<	0.0060		67	0.009	
48	FD/AP-5	9:57	23:22	779 RG	2/24/2006	805	2026	<	0.0048	<	49	0.010	
49	East Fence	9:50	22:56	776 RG	2/24/2006	786	2369	<	0.0041		84	0.005	
50	FD/AP-6	10:07	23:01	781 RG	2/24/2006	774	2207	<	0.0044	<	45	0.010	
51	FD/AP-8	10:55	22:50	773 RG	2/24/2006	715	2101	<	0.0046	<	48	0.010	
52	FD/AP-9	11:00	22:22	777 RG	2/24/2006	682	2128	<	0.0046	<	47	0.010	
53	FD/AP-10	11:05	22:43	772 RG	2/24/2006	698	2079	<	0.0047	<	48	0.010	
54	FD/AP-11	11:14	22:31	774 RG	2/24/2006	677	1800	<	0.0054	<	56	0.010	
55	FD/AP-4	6:40	20:14	1446 RG	2/27/2006	814	2502	<	0.0039	<	40	0.010	
56	FD/AP-5	6:34	20:35	1452 RG	2/27/2006	841	2146	<	0.0045		61	0.007	
57	FD/AP-6	6:50	20:29	782 RG	2/27/2006	819	2474	<	0.0039	<	40	0.010	
58	FD/AP-8	7:02	20:39	1451 RG	2/27/2006	817	2354	<	0.0041	<	42	0.010	
59	FD/AP-9	7:08	20:45	1442 RG	2/27/2006	817	2299		0.0057		58	0.010	
60	FD/AP-10	7:12	21:03	1437 RG	2/27/2006	831	2121	<	0.0046	<	47	0.010	
61	FD/AP-11	7:20	20:57	1447 RG	2/27/2006	817	2299	<	0.0042	<	44	0.010	
62	FD/AP-4	6:44	18:07	1448 RG	3/17/2006	683	1978	<	0.0050	<	51	0.010	
63	FD/AP-6	6:39	18:12	1415 RG	3/17/2006	693	2033	<	0.0049	<	49	0.010	
64	FD/AP-8	6:30	18:23	1438 RG	3/17/2006	713	2043	<	0.0049	<	49	0.010	
65	FD/AP-9	6:56	18:41	1412 RG	3/17/2006	705	2134	<	0.0047	<	47	0.010	
66	FD/AP-10	6:24	19:05	1414 RG	3/17/2006	761	2246	<	0.0044	<	45	0.010	
67	FD/AP-11	6:20	18:51	1413 RG	3/17/2006	751	1977	<	0.0050	<	51	0.010	
68	Field Blank	0:00	0:00	1453 RG	3/17/2006	0	0						
69	Trip Blank	0:00	0:00	1411 RG	3/17/2006	0	0						
70	FD/AP-4	6:36	17:16	1432 RG	3/20/2006	640	1963	<	0.0051	<	51	0.010	

Sample Identification								Results					
Location ID		Start Time	End Time	Field Sample ID	Sample Date	Sample Time	Total Volume (L)	Hexavalent Chromium (ug/m^3)		Total Particulate (ug/m^3)		% Cr6	Travelers LWO#
71	FD/AP-6	6:32	17:23	1428 RG	3/20/2006	651	1930	<	0.0052	<	52	0.010	
72	FD/AP-8	6:15	17:36	1436 RG	3/20/2006	681	1951	<	0.0051	<	51	0.010	
73	FD/AP-9	6:42	17:41	1433 RG	3/20/2006	659	2037	<	0.0049	<	49	0.010	
74	FD/AP-10	6:10	17:55	1441 RG	3/20/2006	705	2073	<	0.0048	<	48	0.010	
75	FD/AP-11	6:02	17:50	792 RG	3/20/2006	708	1676	<	0.0059	<	60	0.010	
76	FD/AP-4	6:16	16:55	1434 RG	3/21/2006	639	1936	<	0.0051	<	52	0.010	2006030835 Receipt 3/30/06 Cr6 Anal 4/5/06 Part Anal 4/3/06
77	FD/AP-6	6:23	18:04	1429 RG	3/21/2006	701	2060	<	0.0048	<	49	0.010	
78	FD/AP-8	6:28	17:48	1422 RG	3/21/2006	680	1936	<	0.0051	<	52	0.010	
79	FD/AP-9	6:35	17:25	1418 RG	3/21/2006	650	2027	<	0.0049	<	49	0.010	
80	FD/AP-10	6:11	17:40	1425 RG	3/21/2006	689	2034	<	0.0049	<	49	0.010	
81	FD/AP-11	6:04	17:36	1421 RG	3/21/2006	692	1667	<	0.0060	<	60	0.010	
82	FD/AP-4	6:21	17:34	1416 RG	3/22/2006	673	2035	<	0.0049	<	49	0.010	
83	FD/AP-6	6:17	17:27	1431 RG	3/22/2006	670	1983	<	0.0050	<	50	0.010	
84	FD/AP-8	6:11	17:46	1426 RG	3/22/2006	695	1990	<	0.0050	<	50	0.010	
85	FD/AP-9	6:30	17:52	1417 RG	3/22/2006	682	2120	<	0.0047	<	47	0.010	
86	FD/AP-10	6:06	18:00	1435 RG	3/22/2006	714	2125	<	0.0047	<	47	0.010	
87	FD/AP-11	6:01	18:07	1427 RG	3/22/2006	726	1826	<	0.0054	<	55	0.010	
88	FD/AP-4	6:15	18:25	1424 RG	3/23/2006	730	2207	<	0.0045	<	45	0.010	
89	FD/AP-6	6:11	18:09	1419 RG	3/23/2006	718	2144	<	0.0046	<	47	0.010	
90	FD/AP-8	6:05	19:06	2832 RG	3/23/2006	781	2250	<	0.0044	<	44	0.010	
91	FD/AP-9	6:35	19:16	1420 RG	3/23/2006	761	2329	<	0.0043	<	43	0.010	
92	FD/AP-10	6:00	19:26	1423 RG	3/23/2006	806	2397	<	0.0042	<	42	0.010	
93	FD/AP-11	5:56	19:36	1430 RG	3/23/2006	820	2125	<	0.0047	<	47	0.010	
94	FD/AP-11	6:22	18:10	1254 RH	4/3/2006	708	1837	<	0.0054	<	54	0.010	
95	FD/AP-10	6:16	18:00	1259 RH	4/3/2006	704	2058	<	0.0049	<	49	0.010	2006040091 Receipt 4/5/06 Cr6 Anan 4/6/06 Part Anal 4/6/06
96	FD/AP-8	6:30	17:38	1258 RH	4/3/2006	668	1963	<	0.0051	<	51	0.010	
97	FD/AP-4	6:43	17:20	2827 RG	4/3/2006	637	1885	<	0.0053		67	0.008	
98	FD/AP-6	6:53	17:28	2829 RG	4/3/2006	635	1905	<	0.0053	<	53	0.010	
99	FD/AP-9	6:09	17:43	1255 RG	4/3/2006	694	2036	<	0.0049	<	49	0.010	
100	FD-11	5:35	18:26	1261 RH	4/4/2006	771	1833	<	0.0055	<	55	0.010	
101	FD-10	5:40	18:40	1270 RH	4/4/2006	780	2270	<	0.0044	<	44	0.010	200640138 Receipt 4/6/06 Cr6 Anal 4/11/06 Part Anal 4/10/06
102	FD-8	5:52	18:12	1263 RH	4/4/2006	740	2193	<	0.0046	<	46	0.010	
103	FD-6	6:05	18:01	2831 RG	4/4/2006	716	2165	<	0.0046	<	46	0.010	
104	FD-9	5:46	18:16	1262 RH	4/4/2006	750	2189	<	0.0046	<	46	0.010	
105	FD-11	6:11	22:00	1257 RH	4/5/2006	949	2361	<	0.0042	<	42	0.010	2006040178

Sample Identification								Results					
Location ID		Start Time	End Time	Field Sample ID	Sample Date	Sample Time	Total Volume (L)	Hexavalent Chromium (ug/m^3)		Total Particulate (ug/m^3)		% Cr6	Travelers LWO#
106	FD-10	6:08	22:08	1266 RH	4/5/2006	960	2808	<	0.0036	<	36	0.010	Receipt 4/7/06 Cr6 Anal 4/14/06 Part Anal 4/11/06
107	FD-8	5:58	22:17	1260 RH	4/5/2006	979	2925	<	0.0034	<	34	0.010	
108	FD-9	6:02	21:48	1253 RH	4/5/2006	946	2777	<	0.0036	<	36	0.010	
109	FD-11	5:48	21:22	1275 RH	4/6/2006	934	2260	<	0.0044	<	44	0.010	2006040224 Receipt 4/10/06 Cr6 Anal 4/17/06 Part Anal 4/11/06
110	FD-10	5:58	21:29	1269 RH	4/6/2006	931	2736	<	0.0037	<	37	0.010	
111	FD-8	6:11	21:51	1264 RH	4/6/2006	940	2790	<	0.0036	<	36	0.010	
112	FD-4	6:45	18:56	2826 RG	4/6/2006	731	2170		0.0097	<	46	0.021	
113	FD-6	6:18	22:19	2834 RG	4/6/2006	961	2864	<	0.0035	<	35	0.010	
114	FD-9	6:08	21:14	1272 RH	4/6/2006	906	2614	<	0.0038	<	38	0.010	
115	FD-11	6:06	20:16	1256 RH	4/7/2006	850	1996	<	0.0050	<	50	0.010	2006040269 Receipt 4/11/06 Cr6 Anal 4/18/06 Part Anal 4/14/06
116	FD-10	6:10	20:23	1274 RH	4/7/2006	853	2493	<	0.0040	<	40	0.010	
117	FD-8	6:17	20:38	1134 RH	4/7/2006	861	2532	<	0.0039		61	0.006	
118	FD-4	6:40	18:54	2830 RG	4/7/2006	734	2160	<	0.0046	<	46	0.010	
119	FD-9	6:15	20:07	1265 RH	4/7/2006	832	2365	<	0.0042	<	42	0.010	
120	Field Blank	0:00	0:00	2600 RH	4/7/2006	0	0						
121	Trip Blank	0:00	0:00	2630 RH	4/7/2006	0	0						
122	FD-11	5:52	22:38	2820RG	4/10/2006	1006	2383	<	0.0042	<	42	0.010	2006040309 Receipt 4/12/06 Cr6 Anal 4/18/06 Part Anal 4/14/06
123	FD-10	5:58	22:46	2621 RH	4/10/2006	1008	2947	<	0.0034	<	34	0.010	
124	FD-8	6:10	22:55	2622 RH	4/10/2006	1005	2958	<	0.0034		35	0.010	
125	FD-4	6:35	18:02	2620 RH	4/10/2006	687	2027	<	0.0049		50	0.010	
126	FD-6	7:03	18:17	2619 RH	4/10/2006	674	1896	<	0.0053	<	53	0.010	
127	FD-9	6:04	22:30	2618 RH	4/10/2006	986	2885	<	0.0035	<	35	0.010	
128	Field Blank	0:00	0:00	2585 RH	4/10/2006	0	0						
129	Trip Blank	0:00	0:00	2587 RH	4/10/2006	0	0						
130	FD-11	6:05	19:56	2815 RG	4/11/2006	831	1947	<	0.0051		80	0.006	2006040357 Receipt 4/13/06 Cr6 Anal 4/19/06 Part Anal 4/17/06
131	FD-10	6:10	20:04	2617 RH	4/11/2006	834	2416	<	0.0041		55	0.007	
132	FD-8	8:50	20:13	2588 RH	4/11/2006	683	2003	<	0.0050		89	0.006	
133	FD-4	6:45	19:12	2596 RH	4/11/2006	747	2188	<	0.0046		96	0.005	
134	FD-6	6:53	19:26	2597 RH	4/11/2006	753	2242	<	0.0045		68	0.007	
135	FD-9	6:14	19:42	2623 RH	4/11/2006	808	2367	<	0.0042		64	0.007	
136	Field Blank	0:00	0:00	1599 RJ	4/11/2006	0	0						
137	Trip Blank	0:00	0:00	1600 RJ	4/11/2006	0	0						
138	FD-11	6:00	19:27	2579 RH	4/12/2006	807	1891	<	0.0053	<	53	0.010	2006040417
139	FD-10	6:04	18:50	2590 RH	4/12/2006	766	2229	<	0.0045	<	45	0.010	
140	FD-8	6:14	18:35	2582 RH	4/12/2006	741	2171	<	0.0046		64	0.007	

Sample Identification								Results					
Location ID		Start Time	End Time	Field Sample ID	Sample Date	Sample Time	Total Volume (L)	Hexavalent Chromium (ug/m^3)		Total Particulate (ug/m^3)		% Cr6	Travelers LWO#
141	FD-4	6:34	18:23	2595 RH	4/12/2006	709	2053	<	0.0049		120	0.004	Receipt 4/14/06
142	FD-6	6:44	18:13	2591 RH	4/12/2006	689	2076	<	0.0048		59	0.008	Cr6 Anal 4/20/06
143	FD-9	6:10	18:41	2583 RH	4/12/2006	751	2178	<	0.0046	<	46	0.010	Part Anal 4/18/06
144	Field Blank	0:00	0:00	1578 RJ	4/12/2006	0	0						
145	Trip Blank	0:00	0:00	1583 RJ	4/12/2006	0	0						
146	FD-11	6:14	21:35	1605 RJ	4/13/2006	921	2145	<	0.0047	<	47	0.010	
147	FD-10	6:18	21:45	1602 RJ	4/13/2006	927	2695	<	0.0037	<	37	0.010	
148	FD-8	6:28	21:57	1607 RJ	4/13/2006	929	2715	<	0.0037		57	0.006	2006040452
149	FD-4	6:45	19:40	1608 RJ	4/13/2006	775	2254	<	0.0044	<	44	0.010	Receipt 4/17/06
150	FD-6	6:53	19:57	1612 RJ	4/13/2006	784	2350	<	0.0043	<	43	0.010	Cr6 Anal 4/20/06
151	FD-9	6:23	21:19	1606 RJ	4/13/2006	896	2608	<	0.0038	<	38	0.010	Part Anal 4/20/06
152	Field Blank	0:00	0:00	1569 RJ	4/13/2006	0	0						
153	Trip Blank	0:00	0:00	1570 RJ	4/13/2006	0	0						
154	FD-11	5:49	17:17	1604 RJ	4/14/2006	688	1561	<	0.0064		70	0.009	
155	FD-10	5:54	17:29	1610 RJ	4/14/2006	695	2000	<	0.0050		51	0.010	
156	FD-8	6:04	17:39	1611 RJ	4/14/2006	695	2015	<	0.0050		74	0.007	2006040488
157	FD-4	6:22	16:52	1613 RJ	4/14/2006	630	1822	<	0.0055	<	55	0.010	Receipt 4/18/06
158	FD-6	6:28	16:46	1603 RJ	4/14/2006	618	1826	<	0.0055	<	55	0.010	Cr6 Anal 4/25/06
159	FD-9	5:59	17:08	1609 RJ	4/14/2006	669	1930	<	0.0052	<	52	0.010	Part Anal 4/20/06
160	Field Blank	0:00	0:00	1561 RJ	4/14/2006	0	0						
161	Trip Blank	0:00	0:00	1560 RJ	4/14/2006	0	0						
162	FD-11	5:32	17:54	405 RJ	5/22/2006	742	2056	<	0.0049	<	49	0.010	
163	FD-10	5:39	18:00	404 RJ	5/22/2006	741	2134	<	0.0047	<	47	0.010	
164	FD-8	5:54	18:09	440 RJ	5/22/2006	735	2221	<	0.0045	<	45	0.010	2006050769
165	FD-4	8:00	16:46	411 RJ	5/22/2006	526	1521	<	0.0066	<	66	0.010	Receipt 5/31/06
166	FD-6	6:16	17:36	434 RJ	5/22/2006	680	2066	<	0.0048		51	0.009	Cr6 Anal 6/8/06
167	FD-9	5:47	17:45	445 RJ	5/22/2006	718	2112	<	0.0047	<	47	0.010	Part Anal 6/2/06
168	Field Blank	0:00	0:00	379 RJ	5/22/2006	0	0						
169	Trip Blank	0:00	0:00	378 RJ	5/22/2006	0	0						
170	FD-11	5:37	17:05	406 RJ	5/23/2006	688	1846	<	0.0054	<	54	0.010	
171	FD-10	5:34	17:10	450 RJ	5/23/2006	696	2001	<	0.0050	<	50	0.010	2006050781
172	FD-8	5:46	17:18	438 RJ	5/23/2006	692	2125	<	0.0047	<	47	0.010	Receipt 5/31/06
173	FD-4	6:30	16:42	410 RJ	5/23/2006	612	1783	<	0.0056	<	56	0.010	Cr6 Anal 6/8/06
174	FD-6	6:19	16:48	844 RJ	5/23/2006	629	1894	<	0.0053	<	53	0.010	Part Anal 6/2/06
175	FD-9	5:30	16:58	446 RJ	5/23/2006	688	2030	<	0.0049	<	49	0.010	

Sample Identification								Results					
Location ID		Start Time	End Time	Field Sample ID	Sample Date	Sample Time	Total Volume (L)	Hexavalent Chromium (ug/m^3)		Total Particulate (ug/m^3)		% Cr6	Travelers LWO#
176	FD-11	5:50	17:24	407 RJ	5/24/2006	694	1911	<	0.0052	<	52	0.010	
177	FD-10	5:54	17:30	402 RJ	5/24/2006	696	2002	<	0.0050	<	50	0.010	
178	FD-8	5:58	17:45	439 RJ	5/24/2006	707	2176	<	0.0046	<	46	0.010	2006050782
179	FD-4	6:34	16:58	415 RJ	5/24/2006	624	1820	<	0.0055	<	55	0.010	Receipt 5/31/06
180	FD-6	6:27	17:05	433 RJ	5/24/2006	638	1912	<	0.0052	<	52	0.010	Cr6 Anal 6/8/06
181	FD-9	5:44	17:16	448 RJ	5/24/2006	692	2042	<	0.0049		53	0.009	Part Anal 6/1/06
182	Field Blank	0:00	0:00	380 RJ	5/24/2006	0	0						
183	Trip Blank	0:00	0:00	385 RJ	5/24/2006	0	0						
184	FD-11	5:43	17:02	408 RJ	5/25/2006	679	1871	<	0.0053	<	53	0.010	
185	FD-10	5:47	17:10	403 RJ	5/25/2006	683	1981	<	0.0050	<	50	0.010	2006050784
186	FD-8	5:52	17:20	444 RJ	5/25/2006	688	2091	<	0.0048	<	48	0.010	Receipt 5/31/06
187	FD-4	6:13	15:45	423 RJ	5/25/2006	551	1597	<	0.0063	<	63	0.010	Cr6 Anal 6/8/06
188	FD-6	6:25	16:48	442 RJ	5/25/2006	623	1866	<	0.0054		57	0.009	Part Anal 6/2/06
189	FD-9	5:38	16:55	447 RJ	5/25/2006	677	1990	<	0.0050	<	50	0.010	
190	FD-11	5:28	16:05	409 RJ	5/26/2006	637	1597	<	0.0063		78	0.008	
191	FD-10	5:33	16:09	401 RJ	5/26/2006	636	1849	<	0.0054		54	0.010	
192	FD-8	5:39	16:17	441 RJ	5/26/2006	638	1929	<	0.0052		71	0.007	2006050773
193	FD-4	6:02	15:45	420 RJ	5/26/2006	583	1676	<	0.0060	<	60	0.010	Receipt 5/31/06
194	FD-6	6:14	15:51	443 RJ	5/26/2006	577	1724	<	0.0058		90	0.006	Cr6 Anal 6/8/06
195	FD-9	5:22	15:59	449 RJ	5/26/2006	637	1862	<	0.0054		62	0.009	Part Anal 6/1/06
196	Field Blank	0:00	0:00	2483 RJ	5/26/2006	0	0						
197	Trip Blank	0:00	0:00	396 RJ	5/26/2006	0	0						
198	FD-11	5:36	18:44	2510 RJ	6/19/2006	788	2351		0.0086		100	0.009	
199	FD-10	5:41	18:21	2422 RJ	6/19/2006	760	2156		0.0180		74	0.024	
200	FD-9	9:15	18:15	2427 RJ	6/19/2006	540	1601		0.0068		63	0.011	
201	FD-8	9:10	18:02	2419 RJ	6/19/2006	532	1590		0.0075		81	0.009	
202	FD-6	6:35	17:48	2430 RJ	6/19/2006	673	1939	<	0.0052		100	0.005	
203	FD-4	6:30	17:35	2429 RJ	6/19/2006	665	1976	<	0.0051		97	0.005	
204	FD-11	5:51	17:37	2431 RJ	6/20/2006	706	2112	<	0.0047	<	47	0.010	
205	FD-10	5:55	17:32	2426 RJ	6/20/2006	697	1970	<	0.0051	<	51	0.010	
206	FD-9	6:03	17:25	2432 RJ	6/20/2006	682	2028	<	0.0049		55	0.009	
207	FD-8	6:09	18:09	2420 RJ	6/20/2006	720	2125	<	0.0047		50	0.009	
208	FD-6	6:23	18:12	2428 RJ	6/20/2006	709	2017	<	0.0050	<	50	0.010	
209	FD-4	6:30	18:16	2425 RJ	6/20/2006	706	2069	<	0.0048		55	0.009	
210	FD-11	5:45	18:24	2580 RH	6/21/2006	759	2306	<	0.0043	<	43	0.010	

Sample Identification								Results					
Location ID		Start Time	End Time	Field Sample ID	Sample Date	Sample Time	Total Volume (L)	Hexavalent Chromium (ug/m^3)		Total Particulate (ug/m^3)		% Cr6	Travelers LWO#
211	FD-10	5:48	18:29	2578 RH	6/21/2006	761	2192	<	0.0046	<	46	0.010	2006060755 Receipt 6/28/06 Cr6 Anal 7/7/06 Part Anal 6/30/06
212	FD-9	5:54	18:32	2584 RH	6/21/2006	758	2276	<	0.0044	<	44	0.010	
213	FD-8	6:15	18:39	2577 RH	6/21/2006	744	2234	<	0.0045		48	0.009	
214	FD-6	6:30	17:47	2490 RJ	6/21/2006	677	1969		0.0059		63	0.009	
215	FD-4	6:24	17:52	2494 RJ	6/21/2006	688	2026	<	0.0049	<	49	0.010	
216	FD-11	5:53	17:02	2517 RJ	6/22/2006	669	2029		0.0051		98	0.005	
217	FD-10	5:57	16:55	2421 RJ	6/22/2006	661	1864		0.0095		82	0.012	
218	FD-9	6:01	16:58	2523 RJ	6/22/2006	654	1973	<	0.0051		100	0.005	
219	FD-8	6:09	16:51	2493 RJ	6/22/2006	642	1964		0.0061		92	0.007	
220	FD-6	6:25	17:52	2415 RJ	6/22/2006	687	2071	<	0.0048	<	48	0.010	
221	FD-4	6:21	18:08	2518 RJ	6/22/2006	707	2094	<	0.0048		96	0.005	
222	FD-11	5:44	17:21	2501 RJ	6/23/2006	697	2107	<	0.0047		60	0.008	
223	FD-10	5:50	17:14	2502 RJ	6/23/2006	688	1927	<	0.0052	<	52	0.010	
224	FD-9	5:52	17:18	2491 RJ	6/23/2006	682	2043	<	0.0049		83	0.006	
225	FD-8	6:06	17:21	2503 RJ	6/23/2006	664	2005	<	0.0050		100	0.005	
226	FD-6	6:38	16:55	2499 RJ	6/23/2006	617	1871	<	0.0053	<	53	0.010	
227	FD-4	6:25	17:00	2497 RJ	6/23/2006	635	1864	<	0.0054	<	54	0.010	
228	Field Blank	0:00	0:00	1096 RL	6/19/2006	0	0						
229	Trip Blank	0:00	0:00	1100 RL	6/20/2006	0	0						
230	Field Blank	0:00	0:00	1098 RL	6/23/2006	0	0						
231	FD-11	5:45	5:54	1164 RL	6/26/2006	1449	4385	<	0.0023		30	0.008	
232	FD-10	5:49	5:58	1140 RL	6/26/2006	1449	4124	<	0.0024	<	24	0.010	
233	FD-9	6:25	6:00	1137 RL	6/26/2006	1415	4207	<	0.0024		29	0.008	
234	FD-8	5:53	6:02	1143 RL	6/26/2006	1449	4344	<	0.0023		29	0.008	
235	FD-6	6:04	6:18	1145 RL	6/26/2006	1454	4290	<	0.0023		34	0.007	
236	FD-4	6:08	6:14	1150 RL	6/26/2006	1446	4299	<	0.0023		29	0.008	
237	FD-1	6:00	6:00	1163 RL	6/26/2006	1446	3431	<	0.0029		35	0.008	
238	FD-11	5:54	5:50	1158 RL	6/27/2006	1436	4367	<	0.0023		44	0.005	
239	FD-10	5:58	5:54	1154 RL	6/27/2006	1436	4127	<	0.0024	<	24	0.010	
240	FD-9	6:00	6:02	1156 RL	6/27/2006	1442	4330	<	0.0023		30	0.008	
241	FD-8	6:02	6:07	1151 RL	6/27/2006	1445	4411	<	0.0023		31	0.007	
242	FD-6	6:18	6:26	1159 RL	6/27/2006	1448	4238	<	0.0024		31	0.008	
243	FD-4	6:14	6:27	1147 RL	6/27/2006	1446	4831	<	0.0021		37	0.006	
244	FD-1	6:00	6:00	1148 RL	6/27/2006	1440	3451	<	0.0029		36	0.008	
245	FD-11	5:50	5:26	1144 RL	6/28/2006	1416	4272	<	0.0023	<	23	0.010	

Sample Identification								Results					
Location ID		Start Time	End Time	Field Sample ID	Sample Date	Sample Time	Total Volume (L)	Hexavalent Chromium (ug/m^3)		Total Particulate (ug/m^3)		% Cr6	Travelers LWO#
246	FD-10	5:54	6:30	1138 RL	6/28/2006	1416	4046	<	0.0025	<	25	0.010	
247	FD-9	6:02	5:39	1152 RL	6/28/2006	1417	4256	<	0.0023		27	0.009	2006070077
248	FD-8	6:07	5:44	1139 RL	6/28/2006	1417	4311	<	0.0023		27	0.009	Receipt 7/7/06 Cr6
249	FD-6	6:26	5:59	1165 RL	6/28/2006	1413	4128	<	0.0024		25	0.010	Anal 7/14/06 Part
250	FD-1	6:00	5:37	1160 RL	6/28/2006	1417	3378	<	0.0030	<	30	0.010	Anal 7/12/06
251	FD-11	5:26	5:45	1084 RL	6/29/2006	1459	4343	<	0.0023		47	0.005	
252	FD-10	6:30	5:50	1077 RL	6/29/2006	1460	4072	<	0.0025		37	0.007	
253	FD-9	5:39	6:25	1094 RL	6/29/2006	1486	4411		0.0027		43	0.006	
254	FD-8	5:44	6:02	1076 RL	6/29/2006	1458	4383	<	0.0023		49	0.005	
255	FD-6	5:59	6:18	1142 RL	6/29/2006	1459	4217		0.0053		46	0.012	
256	FD-4	5:59	6:14	1091 RL	6/29/2006	1461	4599	<	0.0022		53	0.004	
257	FD-1	5:37	5:54	1078 RL	6/29/2006	1457	3428	<	0.0029		41	0.007	
258	FD-11	5:45	5:59	1068 RL	6/30/2006	4334	12973		0.0022		27	0.008	
259	FD-10	5:50	6:02	1066 RL	6/30/2006	4332	12055		0.0011		25	0.004	
260	FD-9	6:25	6:25	1069 RL	6/30/2006	4320	12910		0.0012		39	0.003	
261	FD-8	6:02	6:35	1062 RL	6/30/2006	4353	13159		0.00097		28	0.003	
262	FD-6	6:18	6:39	1063 RL	6/30/2006	4341	12832		0.0024		28	0.009	
263	FD-1	5:54	6:33	1067 RL	6/30/2006	4359	10350		0.0015		21	0.007	
264	Field Blank	0:00	0:00	1623 RL	6/26/2006	0	0						
265	Field Blank	0:00	0:00	1621 RL	6/28/2006	0	0						
266	Trip Blank	0:00	0:00	1622 RL	6/30/2006	0	0						
267	FD-11	5:59	5:40	1064 RL	7/3/2006	2861	8579		0.0021		39	0.005	
268	FD-10	6:02	5:44	1065 RL	7/3/2006	2862	7934		0.0015		40	0.004	
269	FD-9	6:28	5:59	1056 RL	7/3/2006	2854	8508		0.0025		46	0.005	
270	FD-8	6:35	6:04	1058 RL	7/3/2006	2849	8497	<	0.0012		43	0.003	
271	FD-6	6:39	6:16	1059 RL	7/3/2006	2857	8412		0.0025		43	0.006	
272	FD-1	6:33	5:49	1060 RL	7/3/2006	2836	6545	<	0.0015		39	0.004	
273	FD-11	5:40	5:45	1051 RL	7/5/2006	1445	4278	<	0.0023		37	0.006	
274	FD-10	5:44	5:50	1046 RL	7/5/2006	1446	3977	<	0.0025		30	0.008	
275	FD-9	5:59	5:58	1054 RL	7/5/2006	1439	4261	<	0.0023		28	0.008	
276	FD-6	6:16	6:20	1053 RL	7/5/2006	1444	4163	<	0.0024		34	0.007	
277	FD-1	5:49	5:54	1052 RL	7/5/2006	1445	3110	<	0.0032		39	0.008	
278	FD-11	5:45	5:35	1042 RL	7/6/2006	1430	4040	<	0.0025	<	25	0.010	2006070423
279	FD-10	5:50	5:42	1036 RL	7/6/2006	1432	3945	<	0.0025	<	25	0.010	Receipt 7/20/06
280	FD-9	5:58	5:49	1049 RL	7/6/2006	1431	4331	<	0.0023		23	0.010	Cr6 Anal 7/26/06

Honeywell

Sample Identification								Results					
Location ID		Start Time	End Time	Field Sample ID	Sample Date	Sample Time	Total Volume (L)	Hexavalent Chromium (ug/m^3)		Total Particulate (ug/m^3)		% Cr6	Travelers LWO#
281	FD-8	6:04	5:57	1041 RL	7/6/2006	1438	4270	<	0.0023	<	23	0.010	Cr6 Anal 7/20/06 Part Anal 7/21/06
282	FD-6	6:20	6:02	1037 RL	7/6/2006	1457	4254	<	0.0024		40	0.006	
283	FD-4	6:14	6:28	1043 RL	7/6/2006	1454	4193	<	0.0024	<	24	0.010	
284	FD-1	5:54	6:37	1048 RL	7/6/2006	1443	3632	<	0.0028	<	28	0.010	
285	FD-11	5:35	6:00	1029 RL	7/7/2006	4345	12485	<	0.00080		23	0.003	
286	FD-10	5:42	6:04	1030 RL	7/7/2006	4342	11987	<	0.00083		24	0.003	
287	FD-9	5:49	6:15	491 RL	7/7/2006	4346	13245		0.00076		28	0.003	
288	FD-8	6:02	6:18	497 RL	7/7/2006	4336	13086	<	0.00076		24	0.003	
289	FD-6	6:37	6:32	1028 RL	7/7/2006	4315	12621		0.0029		57	0.005	
290	FD-1	5:57	6:07	496 RL	7/7/2006	4330	11384		0.0013		60	0.002	
291	Field Blank	0:00	0:00	771 RL	7/7/2006	0	0						
292	Field Blank	0:00	0:00	772 RL	7/7/2006	0	0						
293	Trip Blank	0:00	0:00	767 RL	7/7/2006	0	0						
294	FD-11	6:00	5:45	1031 RL	7/10/2006	1425	4281	<	0.0023		56	0.004	
295	FD-10	6:04	5:50	1032 RL	7/10/2006	1426	3932	<	0.0025		45	0.006	
296	FD-9	6:15	5:57	1033 RL	7/10/2006	1422	4267	<	0.0023		57	0.004	
297	FD-8	6:18	6:00	1034 RL	7/10/2006	1422	4273	<	0.0023		50	0.005	
298	FD-6	6:32	6:15	1035 RL	7/10/2006	1423	4137		0.0140		110	0.013	
299	FD-4	6:29	6:12	1040 RL	7/10/2006	1468	4082		0.0035		56	0.006	
300	FD-1	6:07	6:35	1045 RL	7/10/2006	1468	3442	<	0.0029		56	0.005	
301	FD-11	5:45	6:00	498 RL	7/11/2006	1455	4306		0.0037		75	0.005	
302	FD-10	5:50	6:05	499 RL	7/11/2006	1455	3990		0.0079		66	0.012	
303	FD-9	5:57	6:14	492 RL	7/11/2006	1457	4323		0.0032		77	0.004	
304	FD-8	6:00	6:20	493 RL	7/11/2006	1460	4361		0.0024		72	0.003	
305	FD-6	6:15	7:00	494 RL	7/11/2006	1485	4296		0.0077		89	0.009	
306	FD-4	6:12	6:45	495 RL	7/11/2006	1414	4279		0.0030		100	0.003	
307	FD-1	6:35	6:09	500 RL	7/11/2006	1414	3349		0.0034		63	0.005	
308	FD-11	6:00	6:05	791 RL	7/12/2006	1445	4263		0.0030		99	0.003	
309	FD-10	6:05	6:09	782 RL	7/12/2006	1444	3947		0.0043		80	0.005	
310	FD-9	6:14	6:24	796 RL	7/12/2006	1450	4248		0.0060		82	0.007	2006070352 Receipt 7/18/06 Cr6 Anal 7/21/06 Part Anal 7/20/06
311	FD-8	6:20	6:30	786 RL	7/12/2006	1450	4306	<	0.0023		71	0.003	
312	FD-1	6:09	6:19	781 RL	7/12/2006	1450	3400	<	0.0029		76	0.004	
313	FD-11	6:05	6:05	789 RL	7/13/2006	1440	4312	<	0.0023		24	0.010	
314	FD-10	6:09	6:10	798 RL	7/13/2006	1441	3978	<	0.0025		26	0.010	
315	FD-9	6:24	6:16	799 RL	7/13/2006	1432	4244	<	0.0024		30	0.008	

Sample Identification								Results						
Location ID		Start Time	End Time	Field Sample ID	Sample Date	Sample Time	Total Volume (L)	Hexavalent Chromium (ug/m^3)		Total Particulate (ug/m^3)		% Cr6	Travelers LWO#
316	FD-8	6:30	6:20	787 RL	7/13/2006	1430	4209	<	0.0024		33	0.007	
317	FD-6	6:50	6:55	794 RL	7/13/2006	1445	4186	<	0.0024		29	0.008	
318	FD-4	8:00	6:47	793 RL	7/13/2006	1434	4167		0.0029	<	24	0.012	
319	FD-1	6:19	6:13	788 RL	7/13/2006	1434	3403	<	0.0029	<	29	0.010	
320	FD-11	6:05	6:05	751 RL	7/14/2006	4320	13012		0.0012		26	0.005	
321	FD-10	6:10	6:11	761 RL	7/14/2006	4321	11813		0.0015		26	0.006	
322	FD-9	6:16	6:20	778 RL	7/14/2006	4324	12936		0.0013		33	0.004	
323	FD-8	6:20	6:26	756 RL	7/14/2006	4326	12733		0.0019		34	0.006	
324	FD-6	6:55	6:56	777 RL	7/14/2006	4321	12567		0.0039		37	0.011	
325	FD-4	6:47	6:51	776 RL	7/14/2006	4324	12972	<	0.00077		12	0.006	
326	FD-1	6:13	6:15	766 RL	7/14/2006	4322	10274		0.0015		29	0.005	
327	Field Blank	0:00	0:00	764 RL	7/14/2006	0	0						
328	Field Blank	0:00	0:00	769 RL	7/14/2006	0	0						
329	Trip Blank	0:00	0:00	774 RL	7/14/2006	0	0						
330	FD-11	6:05	5:58	763 RL	7/17/2006	1433	4234	<	0.0024		46	0.005	
331	FD-10	6:11	6:02	758 RL	7/17/2006	1431	3832	<	0.0026		48	0.005	
332	FD-9	6:20	6:09	762 RL	7/17/2006	1429	4229	<	0.0024		58	0.004	
333	FD-8	6:26	6:15	768 RL	7/17/2006	1429	4183	<	0.0024		57	0.004	
334	FD-6	6:56	6:51	773 RL	7/17/2006	1435	4121	<	0.0024		60	0.004	
335	FD-4	6:51	6:48	753 RL	7/17/2006	1437	4193	<	0.0024		49	0.005	
336	FD-1	6:15	6:05	752 RL	7/17/2006	1430	3345	<	0.0030		49	0.006	
337	FD-11	5:58	6:10	757 RL	7/18/2006	1452	4190		0.0026		50	0.005	
338	FD-10	6:02	6:14	760 RL	7/18/2006	1452	3859	<	0.0026		48	0.005	
339	FD-9	6:09	6:19	770 RL	7/18/2006	1450	4293	<	0.0023		60	0.004	
340	FD-8	6:15	6:23	759 RL	7/18/2006	1448	4223	<	0.0024		57	0.004	
341	FD-6	6:51	6:51	727 RL	7/18/2006	1440	4137	<	0.0024		80	0.003	
342	FD-4	6:48	6:47	731 RL	7/18/2006	1439	4143		0.0032		58	0.006	
343	FD-1	6:05	6:17	765 RL	7/18/2006	1452	3393	<	0.0029		64	0.005	
344	FD-11	6:10	6:05	737 RL	7/19/2006	1435	4189	<	0.0024		24	0.010	
345	FD-10	6:14	6:09	728 RL	7/19/2006	1435	3836	<	0.0026	<	26	0.010	
346	FD-9	6:19	6:18	733 RL	7/19/2006	1439	4254	<	0.0024		25	0.010	2006080157 Receipt 8/8/06 Cr6 Anal 8/15/06 Part Anal 8/10/06
347	FD-8	6:23	6:23	747 RL	7/19/2006	1440	4170	<	0.0024		27	0.009	
348	FD-6	6:51	6:57	746 RL	7/19/2006	1446	4142	<	0.0024		35	0.007	
349	FD-4	6:47	6:53	738 RL	7/19/2006	1446	4220	<	0.0024		24	0.010	
350	FD-1	6:17	6:13	741 RL	7/19/2006	1436	3361	<	0.0030	<	30	0.010	

Sample Identification								Results					
Location ID		Start Time	End Time	Field Sample ID	Sample Date	Sample Time	Total Volume (L)	Hexavalent Chromium (ug/m^3)		Total Particulate (ug/m^3)		% Cr6	Travelers LWO#
351	FD-11	6:05	6:02	743 RL	7/20/2006	1437	4298	<	0.0023	<	23	0.010	
352	FD-10	6:09	6:06	739 RL	7/20/2006	1437	3892	<	0.0026	<	26	0.010	
353	FD-9	6:18	6:14	740 RL	7/20/2006	1436	4271	<	0.0023		29	0.008	
354	FD-8	6:23	6:19	729 RL	7/20/2006	1436	4168	<	0.0024		30	0.008	
355	FD-6	6:57	6:48	735 RL	7/20/2006	1431	4096	<	0.0024		50	0.005	
356	FD-4	6:53	6:43	730 RL	7/20/2006	1430	4266	<	0.0023	<	23	0.010	
357	FD-1	6:13	6:11	734 RL	7/20/2006	1438	3403	<	0.0029	<	29	0.010	
358	FD-11	6:02	5:59	484 RL	7/21/2006	4317	12557	<	0.00080		22	0.004	
359	FD-9	6:14	6:17	479 RL	7/21/2006	4323	12842	<	0.00078		27	0.003	
360	FD-8	6:19	6:24	477 RL	7/21/2006	4325	12633	<	0.00079		27	0.003	
361	FD-6	6:48	7:00	480 RL	7/21/2006	4332	12490	<	0.00080		27	0.003	
362	FD-4	6:43	6:56	476 RL	7/21/2006	4333	12799		0.00109		27	0.004	
363	FD-1	6:11	6:13	478 RL	7/21/2006	4322	10181	<	0.00098		28	0.004	
364	Field Blank	0:00	0:00	1557 RL	7/25/2006	0	0						
365	Field Blank	0:00	0:00	1558 RL	7/25/2006	0	0						
366	Trip Blank	0:00	0:00	1551 RL	7/25/2006	0	0						
367	FD-11	5:59	5:56	451 RL	7/24/2006	1437	4168	<	0.0024		35	0.007	
368	FD-10	6:09	6:00	452 RL	7/24/2006	1431	3903	<	0.0026	<	26	0.010	
369	FD-9	6:17	6:08	485 RL	7/24/2006	1431	4232	<	0.0024		37	0.006	
370	FD-8	6:24	6:13	459 RL	7/24/2006	1429	4153	<	0.0024		43	0.006	
371	FD-6	7:00	6:53	456 RL	7/24/2006	1433	4142	<	0.0024		39	0.006	
372	FD-4	6:56	6:49	742 RL	7/24/2006	1433	4176	<	0.0024		37	0.006	
373	FD-1	6:13	6:05	775 RL	7/24/2006	1432	3354	<	0.0030		40	0.008	
374	FD-11	5:56	6:09	455 RL	7/25/2006	1453	4163	<	0.0024		32	0.008	
375	FD-10	6:00	6:12	469 RL	7/25/2006	1452	4016	<	0.0025		32	0.008	
376	FD-9	6:08	6:21	454 RL	7/25/2006	1453	4466	<	0.0022		34	0.006	
377	FD-8	6:13	6:26	468 RL	7/25/2006	1453	4262	<	0.0023		28	0.008	
378	FD-6	6:53	7:06	464 RL	7/25/2006	1453	4195	<	0.0024		40	0.006	
379	FD-4	6:49	7:04	460 RL	7/25/2006	1455	4241	<	0.0024		55	0.004	
380	FD-1	6:05	6:17	474 RL	7/25/2006	1452	3405	<	0.0029		38	0.008	
381	FD-11	6:09	6:06	426 RL	7/26/2006	1437	4004	<	0.0025		40	0.006	
382	FD-10	6:12	6:10	471 RL	7/26/2006	1438	3921	<	0.0026		29	0.009	
383	FD-9	6:21	6:15	465 RL	7/26/2006	1434	4579	<	0.0022		37	0.006	
384	FD-8	6:26	6:21	472 RL	7/26/2006	1435	4213	<	0.0024		27	0.009	
385	FD-6	7:06	7:55	473 RL	7/26/2006	1489	4277	<	0.0023		46	0.005	

Sample Identification								Results				
Location ID		Start Time	End Time	Field Sample ID	Sample Date	Sample Time	Total Volume (L)	Hexavalent Chromium (ug/m^3)		Total Particulate (ug/m^3)	% Cr6	Travelers LWO#
386	FD-4	7:04	7:52	470 RL	7/26/2006	1488	4344	<	0.0023	37	0.006	2006080210 Receipt 8/10/06 Cr6 Anal 8/17/06 Part Anal 8/11/06
387	FD-1	6:17	6:13	475 RL	7/26/2006	1436	3341	<	0.0030	37	0.008	
388	FD-11	6:06	6:04	431 RL	7/27/2006	1438	4113	<	0.0024	49	0.005	
389	FD-10	6:10	6:08	434 RL	7/27/2006	1438	3881	<	0.0026	41	0.006	
390	FD-9	6:15	6:15	432 RL	7/27/2006	1440	4634	<	0.0022	47	0.005	
391	FD-8	6:21	6:21	428 RL	7/27/2006	1440	4194	<	0.0024	41	0.006	
392	FD-6	7:55	6:57	433 RL	7/27/2006	1382	3962	<	0.0025	53	0.005	
393	FD-4	7:52	6:52	492 RL	7/27/2006	1380	4061	<	0.0025	51	0.005	
394	FD-1	6:13	6:11	427 RL	7/27/2006	1438	3175	<	0.0031	54	0.006	
395	FD-11	6:04	6:05	448 RL	7/28/2006	4321	12723		0.0015	32	0.005	
396	FD-9	6:15	6:20	449 RL	7/28/2006	4325	13414	<	0.00075	33	0.002	
397	FD-8	6:21	6:25	445 RL	7/28/2006	4324	12612	<	0.00079	29	0.003	
398	FD-6	6:57	7:00	443 RL	7/28/2006	4323	12483	<	0.00087	38	0.002	
399	FD-4	6:52	6:56	450 RL	7/28/2006	4324	12812	<	0.00078	34	0.002	
400	FD-1	6:11	6:18	442 RL	7/28/2006	4327	10872		0.0018	31	0.006	
401	FD-11	6:05	6:11	447 RL	7/31/2006	1446	4355	<	0.0023	32	0.007	
402	FD-10	10:25	6:15	1619 RL	7/31/2006	1190	3432	<	0.0023	36	0.006	
403	FD-9	6:20	6:21	446 RL	7/31/2006	1441	4267	<	0.0029	44	0.007	
404	FD-8	6:25	6:27	1620 RL	7/31/2006	1442	4215	<	0.0024	41	0.006	
405	FD-6	7:00	6:56	1614 RL	7/31/2006	1436	4152	<	0.0024	61	0.004	
406	FD-4	6:56	6:52	441 RL	7/31/2006	1436	4219	<	0.0024	37	0.006	
407	FD-1	6:18	6:18	1615 RL	7/31/2006	1440	4203	<	0.0024	33	0.007	
408	Trip Blank	0:00	0:00	1555 RL	7/31/2006	0	0					
409	Field Blank	0:00	0:00	1556 RL	7/31/2006	0	0					
410	Field Blank	0:00	0:00	1559 RL	7/31/2006	0	0					
411	Field Blank	0:00	0:00	1560 RL	7/31/2006	0	0					
412	FD-11	6:11	6:00	1613 RL	8/1/06	1429	4325		0.0053	71	0.007	
413	FD-10	6:15	6:04	1605 RL	8/1/06	1429	4177		0.0025	71	0.004	
414	FD-9	6:21	6:12	1610 RL	8/1/06	1431	4190	<	0.0024	88	0.003	
415	FD-8	6:27	6:17	1603 RL	8/1/06	1430	4136	<	0.0024	90	0.003	
416	FD-6	6:56	6:57	1608 RL	8/1/06	1441	4126	<	0.0024	85	0.003	
417	FD-4	6:52	6:49	1609 RL	8/1/06	1437	4170		0.0026	73	0.004	
418	FD-1	6:18	6:09	1604 RL	8/1/06	1431	4127		0.0046	91	0.005	
419	FD-11	6:00	6:05	1598 RL	8/2/06	1445	4365	<	0.0023	72	0.003	
420	FD-10	6:04	6:09	1596 RL	8/2/06	1445	4172	<	0.0024	75	0.003	

Sample Identification								Results					
Location ID		Start Time	End Time	Field Sample ID	Sample Date	Sample Time	Total Volume (L)	Hexavalent Chromium (ug/m^3)		Total Particulate (ug/m^3)		% Cr6	Travelers LWO#
421	FD-9	6:12	6:15	1601 RL	8/2/06	1443	4202		0.0040		92	0.004	2006080287 Receipt 8/14/06 Cr6 Anal 8/22/06 Part Anal 8/18/06
422	FD-8	6:17	6:21	1592 RL	8/2/06	1444	4132	<	0.0024		83	0.003	
423	FD-6	6:57	6:55	1597 RL	8/2/06	1438	4097	<	0.0024		92	0.003	
424	FD-4	6:49	6:50	1593 RL	8/2/06	1441	4164		0.0046		73	0.006	
425	FD-1	6:09	6:12	1602 RL	8/2/06	1443	4142		0.0030		84	0.004	
426	FD-11	6:05	6:06	1594 RL	8/3/06	1441	4372	<	0.0023		52	0.004	
427	FD-10	6:09	6:10	1595 RL	8/3/06	1441	4168		0.0034		52	0.007	
428	FD-9	6:15	6:17	1589 RL	8/3/06	1442	4229		0.0031		67	0.005	
429	FD-8	6:21	6:23	1588 RL	8/3/06	1442	4165	<	0.0024		63	0.004	
430	FD-6	6:55	6:54	1600 RL	8/3/06	1439	4132	<	0.0024		74	0.003	
431	FD-4	6:50	6:50	1591 RL	8/3/06	1440	4175	<	0.0024		62	0.004	
432	FD-1	6:12	6:14	1599 RL	8/3/06	1442	4185	<	0.0024		71	0.003	
433	FD-11	6:06	6:17	1578 RL	8/4/06	4324	13150		0.00077		21	0.004	
434	FD-10	6:10	6:12	1577 RL	8/4/06	4317	12549		0.0026		22	0.012	
435	FD-9	6:17	6:05	1579 RL	8/4/06	4306	12631		0.0010		28	0.004	
436	FD-8	6:23	6:28	1580 RL	8/4/06	4314	12472		0.0013		24	0.005	
437	FD-6	6:54	6:40	1584 RL	8/4/06	4298	12371		0.0030		30	0.010	
438	FD-4	6:50	6:35	1585 RL	8/4/06	4291	12511		0.0025		20	0.013	
439	FD-1	6:14	6:21	1576 RL	8/4/06	4319	12514		0.0014		30	0.005	
440	FD-11	6:17	6:56	1569 RL	8/7/06	1479	4129		0.0037		56	0.007	
441	FD-10	6:12	7:00	1562 RL	8/7/06	1488	4322	<	0.0024		57	0.004	
442	FD-9	6:05	6:49	1575 RL	8/7/06	1484	4345	<	0.0024		62	0.004	
443	FD-8	6:28	6:43	1568 RL	8/7/06	1455	4126		0.0027		55	0.005	
444	FD-6	6:40	6:39	1570 RL	8/7/06	1439	4100		0.0041		69	0.006	
445	FD-4	6:35	6:34	1574 RL	8/7/06	1439	4132		0.0036		68	0.005	
446	FD-1	6:21	6:46	1564 RL	8/7/06	1465	4154	<	0.0025		56	0.004	
447	FD-11	6:56	5:58	1567 RL	8/8/06	1382	4237		0.0034	<	24	0.014	
448	FD-10	7:00	6:02	1572 RL	8/8/06	1382	4044	<	0.0025	<	25	0.010	
449	FD-9	6:49	6:08	1571 RL	8/8/06	1399	4140	<	0.0025		34	0.007	
450	FD-8	6:43	6:16	1561 RL	8/8/06	1413	4062	<	0.0025		42	0.006	
451	FD-6	6:39	6:44	1563 RL	8/8/06	1445	4130		0.0025		41	0.006	
452	FD-4	6:34	6:40	1556 RL	8/8/06	1446	4169		0.0034	<	24	0.014	
453	FD-1	6:46	6:13	1565 RL	8/8/06	1407	4059		0.0071		58	0.012	
454	FD-11	5:58	6:45	674 RM	8/9/06	1487	4560	<	0.0023		27	0.009	
455	FD-10	6:02	6:49	656 RM	8/9/06	1487	4432	<	0.0023		24	0.010	

Sample Identification								Results						
Location ID		Start Time	End Time	Field Sample ID	Sample Date	Sample Time	Total Volume (L)	Hexavalent Chromium (ug/m^3)		Total Particulate (ug/m^3)		% Cr6	Travelers LWO#
456	FD-9	6:08	6:38	667 RM	8/9/06	1470	4392	<	0.0023		31	0.007	2006080439 Receipt 8/16/06 Cr6 Anal 8/25/06 Part Anal 8/18/06
457	FD-8	6:16	7:05	669 RM	8/9/06	1489	4402	<	0.0023		26	0.009	
458	FD-6	6:44	7:12	668 RM	8/9/06	1468	4275	<	0.0024		44	0.005	
459	FD-4	6:40	7:10	662 RM	8/9/06	1470	4360	<	0.0024		24	0.010	
460	FD-1	6:13	6:53	658 RM	8/9/06	1480	4450	<	0.0023		30	0.008	
461	FD-11	6:45	6:05	638 RM	8/10/06	1400	4315	<	0.0024		39	0.006	
462	FD-10	6:49	6:09	644 RM	8/10/06	1400	4230	<	0.0024		36	0.007	
463	FD-9	6:38	6:19	634 RM	8/10/06	1421	4224	<	0.0024		36	0.007	
464	FD-8	7:05	6:25	671 RM	8/10/06	1400	4135	<	0.0025		60	0.004	
465	FD-6	7:12	7:08	643 RM	8/10/06	1436	4240	<	0.0024		50	0.005	
466	FD-4	7:10	6:45	672 RM	8/10/06	1415	4105	<	0.0025		40	0.006	
467	FD-1	6:53	6:15	663 RM	8/10/06	1402	4213	<	0.0024		37	0.006	
468	FD-11	6:05	6:13	645 RM	8/11/06	4328	13249	<	0.00078		11	0.007	
469	FD-10	6:09	6:17	653 RM	8/11/06	4328	12950	<	0.00080		12	0.007	
470	FD-9	6:19	6:26	631 RM	8/11/06	4327	12803	<	0.00080		16	0.005	
471	FD-8	6:25	6:30	632 RM	8/11/06	4325	12704	<	0.00081		13	0.006	
472	FD-6	7:08	7:07	630 RM	8/11/06	4319	12760		0.00083		18	0.005	
473	FD-4	6:45	7:03	637 RM	8/11/06	4338	12589		0.00130		14	0.009	
474	FD-1	6:15	6:21	635 RM	8/11/06	4326	12781	<	0.00810		18	0.045	
475	Trip Blank	0:00	0:00	1573 RL	8/15/06	0	0						
476	Field Blank	0:00	0:00	368 RM	8/15/06	0	0						
477	Field Blank	0:00	0:00	373 RM	8/15/06	0	0						
478	Field Blank	0:00	0:00	374 RM	8/15/06	0	0						
479	FD-11	6:13	6:15	650 RM	8/14/06	1442	4332	<	0.0023		51	0.005	
480	FD-10	6:17	6:21	657 RM	8/14/06	1444	4290	<	0.0023		40	0.006	
481	FD-9	6:26	6:29	625 RM	8/14/06	1443	4235	<	0.0024		40	0.006	
482	FD-8	6:30	6:35	633 RM	8/14/06	1445	4225	<	0.0024		43	0.006	
483	FD-6	7:07	7:08	615 RM	8/14/06	1441	4230	<	0.0024		52	0.005	
484	FD-4	7:03	7:05	646 RM	8/14/06	1442	4268	<	0.0023		47	0.005	
485	FD-1	6:21	6:25	613 RM	8/14/06	1444	4209	<	0.0024		43	0.006	
486	FD-11	6:15	6:08	647 RM	8/15/06	1433	4259	<	0.0023		28	0.008	
487	FD-10	6:21	6:12	614 RM	8/15/06	1431	4231	<	0.0024		31	0.008	
488	FD-9	6:29	6:20	623 RM	8/15/06	1431	4114	<	0.0024		37	0.006	
489	FD-8	6:35	6:25	621 RM	8/15/06	1430	4151	<	0.0024		42	0.006	
490	FD-6	7:08	6:54	624 RM	8/15/06	1426	4152	<	0.0024		40	0.006	

Sample Identification								Results					
Location ID		Start Time	End Time	Field Sample ID	Sample Date	Sample Time	Total Volume (L)	Hexavalent Chromium (ug/m^3)		Total Particulate (ug/m^3)		% Cr6	Travelers LWO#
491	FD-4	7:05	6:51	629 RM	8/15/06	1426	4218	<	0.0024		33	0.007	
492	FD-1	6:25	6:16	619 RM	8/15/06	1431	4100	<	0.0024		35	0.007	
493	FD-11	6:08	6:03	610 RM	8/16/06	1435	4208	<	0.0024	<	24	0.010	
494	FD-10	6:12	6:07	616 RM	8/16/06	1435	4173	<	0.0024	<	24	0.010	
495	FD-9	6:20	6:18	611 RM	8/16/06	1438	4152	<	0.0024	<	24	0.010	
496	FD-8	6:25	7:06	617 RM	8/16/06	1481	4281	<	0.0023		25	0.009	2006080776
497	FD-6	6:54	7:08	607 RM	8/16/06	1454	4231		0.0030		34	0.009	Receipt 8/29/06
498	FD-1	6:16	6:13	609 RM	8/16/06	1437	4113	<	0.0024		34	0.007	Cr6 Anal 9/5/06
499	FD-11	6:03	5:50	356 RM	8/17/06	1427	4173	<	0.0024		29	0.008	Part Anal 8/30/06
500	FD-10	6:07	5:54	354 RM	8/17/06	1427	4134	<	0.0024		27	0.009	
501	FD-9	6:18	6:05	357 RM	8/17/06	1427	4167	<	0.0024		34	0.007	
502	FD-8	7:06	6:11	355 RM	8/17/06	1385	3968	<	0.0025		30	0.008	
503	FD-6	7:08	6:44	343 RM	8/17/06	1416	4134	<	0.0024		48	0.005	
504	FD-4	7:02	6:42	360 RM	8/17/06	1420	4159	<	0.0024		34	0.007	
505	FD-1	6:13	6:01	344 RM	8/17/06	1428	4080	<	0.0025		54	0.005	
506	FD-11	5:50	5:53	371 RM	8/18/06	4323	12715	<	0.00079		22	0.004	
507	FD-10	5:54	5:56	370 RM	8/18/06	4322	12768	<	0.00078		21	0.004	
508	FD-9	6:05	6:00	359 RM	8/18/06	4315	12596	<	0.00079		27	0.003	
509	FD-8	6:11	6:06	351 RM	8/18/06	4315	12412	<	0.00081		23	0.004	
510	FD-6	6:44	6:42	348 RM	8/18/06	4318	12723		0.0012		32	0.004	
511	FD-4	6:42	6:40	367 RM	8/18/06	4318	12758	<	0.00078		23	0.003	
512	FD-1	6:01	6:04	362 RM	8/18/06	4323	12349	<	0.00081		30	0.003	
513	Trip Blank	0:00	0:00	880 RM	8/14/06	0.00	0						
514	Field Blank	0:00	0:00	881 RM	8/15/06	0.00	0						
515	Field Blank	0:00	0:00	882 RM	8/16/06	0.00	0						
516	Field Blank	0:00	0:00	883 RM	8/18/06	0	0						
517	FD-11	5:53	5:45	347 RM	8/21/06	1432	4241	<	0.0024	<	24	0.010	
518	FD-10	5:56	5:49	333 RM	8/21/06	1433	4217	<	0.0024	<	24	0.010	
519	FD-9	6:00	6:15	334 RM	8/21/06	1455	4226	<	0.0024		24	0.010	
520	FD-8	6:06	6:05	352 RM	8/21/06	1439	4179	<	0.0024	<	24	0.010	
521	FD-6	6:42	6:40	339 RM	8/21/06	1438	4243	<	0.0024		25	0.010	
522	FD-4	6:40	6:18	340 RM	8/21/06	1418	4251	<	0.0024	<	24	0.010	
523	FD-1	6:04	6:10	342 RM	8/21/06	1446	4119	<	0.0024		33	0.007	
524	FD-11	5:45	6:49	341 RM	8/22/06	1504	4405	<	0.0023		31	0.007	
525	FD-10	5:49	6:53	335 RM	8/22/06	1504	4317	<	0.0023		34	0.007	

Honeywell

Sample Identification								Results							
Location ID		Start Time	End Time	Field Sample ID	Sample Date	Sample Time	Total Volume (L)	Hexavalent Chromium (ug/m^3)		Total Particulate (ug/m^3)		% Cr6	Travelers LWO#
526	FD-9	6:15	6:43	331 RM	8/22/06	1468	4229	<	0.0024		48	0.005	2006090009 Receipt 9/1/06 Cr6 Anal9/11/06 Part Anal 9/7/06
527	FD-8	6:05	6:39	330 RM	8/22/06	1474	4228	<	0.0024		37	0.006	
528	FD-6	6:40	7:10	322 RM	8/22/06	1470	4300	<	0.0023		54	0.004	
529	FD-4	6:18	7:07	324 RM	8/22/06	1489	4394	<	0.0023		37	0.006	
530	FD-1	6:10	6:40	323 RM	8/22/06	1470	4171	<	0.0024		44	0.005	
531	FD-11	6:49	0:00	315 RM	8/23/06	1031	3024	<	0.0033		35	0.009	
532	FD-10	6:53	0:00	317 RM	8/23/06	1027	2966	<	0.0034		39	0.009	
533	FD-9	6:43	0:00	311 RM	8/23/06	1037	3016	<	0.0033		45	0.007	
534	FD-8	6:39	0:00	313 RM	8/23/06	1041	2983	<	0.0034		42	0.008	
535	FD-6	7:10	0:00	316 RM	8/23/06	1010	2955	<	0.0034		60	0.006	
536	FD-4	7:07	0:00	306 RM	8/23/06	1013	2939	<	0.0034	<	34	0.010	
537	FD-1	6:40	0:00	308 RM	8/23/06	1040	3001	<	0.0033		80	0.004	
538	FD-11	6:07	6:08	305 RM	8/24/06	1441	4278	<	0.0023		40	0.006	
539	FD-10	6:04	6:10	303RM	8/24/06	1446	4249	<	0.0024		40	0.006	
540	FD-9	6:10	6:24	310 RM	8/24/06	1454	4238	<	0.0024		50	0.005	
541	FD-8	5:53	6:18	304 RM	8/24/06	1465	4249	<	0.0024		35	0.007	
542	FD-6	6:30	6:34	307 RM	8/24/06	1444	4235	<	0.0024		51	0.005	
543	FD-4	6:14	6:30	321 RM	8/24/06	1456	4244	<	0.0024		43	0.006	
544	FD-1	5:56	6:13	312 RM	8/24/06	1457	4242	<	0.0024		54	0.004	
545	FD-11	6:08	6:04	310 RL	8/25/06	4316	12813	<	0.00078		18	0.004	
546	FD-10	6:10	6:09	312 RL	8/25/06	4319	12637	<	0.00079		19	0.004	
547	FD-9	6:24	6:16	322 RL	8/25/06	4312	12363	<	0.00081		23	0.004	
548	FD-8	6:18	6:23	309 RL	8/25/06	4325	12429	<	0.00081		23	0.004	
549	FD-6	6:34	6:54	303 RL	8/25/06	4340	12579		0.0016		25	0.006	
550	FD-4	6:30	6:50	302 RL	8/25/06	4340	12723		0.00079		23	0.003	
551	FD-1	6:13	6:14	305 RL	8/25/06	4321	12353		0.0013		27	0.005	
552	Trip Blank	0:00	0:00	314 RL	8/25/06	0	0						
553	Trip Blank	0:00	0:00	866 RM	8/21/06	0	0						
554	Field Blank	0:00	0:00	870 RM	8/22/06	0	0						
555	Field Blank	0:00	0:00	872 RM	8/23/06	0	0						
556	FD-11	6:04	6:02	887 RM	8/28/06	1438	4264	<	0.0023	<	23	0.010	
557	FD-10	6:09	6:05	889 RM	8/28/06	1436	4189	<	0.0024	<	24	0.010	
558	FD-9	6:16	6:13	890 RM	8/28/06	1437	4078	<	0.0025	<	25	0.010	
559	FD-8	6:23	6:15	886 RM	8/28/06	1432	4072	<	0.0025	<	25	0.010	
560	FD-6	6:54	6:54	888 RM	8/28/06	1440	4150	<	0.0024	<	24	0.010	

Sample Identification								Results					
Location ID		Start Time	End Time	Field Sample ID	Sample Date	Sample Time	Total Volume (L)	Hexavalent Chromium (ug/m^3)		Total Particulate (ug/m^3)		% Cr6	Travelers LWO#
561	FD-4	6:50	6:50	885 RM	8/28/06	1440	4231	<	0.0024	<	24	0.010	2006090227 Receipt 9/8/06 Cr6 Anal9/15/06 Part Anal 9/12/06
562	FD-1	6:14	6:09	884 RM	8/28/06	1435	4042	<	0.0025	<	25	0.010	
563	FD-11	6:02	5:50	902 RM	8/29/06	1428	4220	<	0.0024	<	24	0.010	
564	FD-10	6:05	5:54	901 RM	8/29/06	1429	4199	<	0.0024	<	24	0.010	
565	FD-9	6:13	6:01	895 RM	8/29/06	1428	4025	<	0.0025		29	0.009	
566	FD-8	6:15	6:05	897 RM	8/29/06	1430	4076	<	0.0025	<	25	0.010	
567	FD-6	6:54	6:40	896 RM	8/29/06	1426	4162	<	0.0024	<	24	0.010	
568	FD-4	6:50	6:27	894 RM	8/29/06	1417	4197	<	0.0024	<	24	0.010	
569	FD-1	6:09	5:58	893 RM	8/29/06	1429	4040	<	0.0025	<	25	0.010	
570	FD-11	5:50	6:07	858 RM	8/30/06	1457	4304	<	0.0023	<	23	0.010	
571	FD-10	5:54	6:09	869 RM	8/30/06	1455	4300	<	0.0023	<	23	0.010	
572	FD-9	6:01	6:16	864 RM	8/30/06	1455	4099	<	0.0024	<	24	0.010	
573	FD-8	6:05	6:22	863 RM	8/30/06	1457	3742	<	0.0027	<	27	0.010	
574	FD-6	6:40	6:52	859 RM	8/30/06	1452	4284	<	0.0023	<	23	0.010	
575	FD-4	6:27	6:50	868 RM	8/30/06	1463	4369	<	0.0023	<	23	0.010	
576	FD-1	5:58	6:13	860 RM	8/30/06	1455	4090	<	0.0024	<	24	0.010	
577	FD-11	6:07	5:45	876 RM	8/31/06	1418	4198	<	0.0024	<	24	0.010	
578	FD-10	6:09	5:48	832 RM	8/31/06	1419	4168	<	0.0024	<	24	0.010	
579	FD-9	6:16	5:56	873 RM	8/31/06	1420	3999	<	0.0025	<	25	0.010	
580	FD-8	6:22	6:01	877 RM	8/31/06	1419	3323	<	0.0030	<	30	0.010	
581	FD-6	6:52	6:30	874 RM	8/31/06	1418	4185	<	0.0024		25	0.010	
582	FD-4	6:50	6:04	875 RM	8/31/06	1394	4175	<	0.0024	<	24	0.010	
583	FD-1	6:13	5:54	865 RM	8/31/06	1421	3976	<	0.0025	<	25	0.010	
584	FD-11	5:45	16:29	833 RM	9/1/06	1095	3250	<	0.0031	<	31	0.010	
585	FD-10	5:48	16:24	326 RM	9/1/06	1092	3220	<	0.0031	<	31	0.010	
586	FD-9	5:56	16:20	835 RM	9/1/06	1084	3017	<	0.0033	<	33	0.010	
587	FD-8	6:01	15:27	844 RM	9/1/06	2006	4712	<	0.0021	<	21	0.010	
588	FD-6	6:30	15:30	834 RM	9/1/06	1980	5888	<	0.0017	<	17	0.010	
589	FD-4	6:04	15:37	838 RM	9/1/06	2013	6081	<	0.0016	<	16	0.010	
590	FD-1	5:54	15:12	839 RM	9/1/06	1998	5632	<	0.0018	<	18	0.010	
591	Field Blank	0:00	0:00	353 RM	9/6/06	0.00	0						
592	Trip Blank	0:00	0:00	1543 RM	9/6/06	0	0						
593	Field Blank	0:00	0:00	1544 RM	9/6/06	0	0						
594	Field Blank	0:00	0:00	1548 RM	9/6/06	0	0						
595	FD-11	6:15	6:00	1571 RM	9/5/2006	1425	1425	<	0.002		24	0.010	

Sample Identification								Results					
Location ID		Start Time	End Time	Field Sample ID	Sample Date	Sample Time	Total Volume (L)	Hexavalent Chromium (ug/m^3)		Total Particulate (ug/m^3)		% Cr6	Travelers LWO#
596	FD-10	6:20	6:02	1570 RM	9/5/2006	1422	1422	<	0.002	<	24	0.010	2006090451 Receipt 9/15/06 Cr6 Anal9/26/06 Part Anal 9/21/06
597	FD-9	6:29	6:10	1576 RM	9/5/2006	1421	1421	<	0.003		37	0.007	
598	FD-8	6:35	6:15	842 RM	9/5/2006	1420	1420	<	0.003		33	0.009	
599	FD-6	7:02	6:46	1557 RM	9/5/2006	1424	1424	<	0.002		37	0.006	
600	FD-4	6:57	6:42	1572 RM	9/5/2006	1425	1425	<	0.002		29	0.008	
601	FD-1	6:24	6:06	1577 RM	9/5/2006	1422	1422	<	0.003		39	0.006	
602	FD-11	6:00	5:51	852 RM	9/6/2006	1431	4249	<	0.002		36	0.007	
603	FD-10	6:02	5:58	847 RM	9/6/2006	1436	4261	<	0.002	<	23	0.010	
604	FD-9	6:10	6:05	841 RM	9/6/2006	1435	4037	<	0.003		32	0.008	
605	FD-8	6:15	6:17	845 RM	9/6/2006	1442	3370	<	0.003	<	30	0.010	
606	FD-6	6:46	6:28	1566 RM	9/6/2006	1422	4189	<	0.002		33	0.007	
607	FD-4	6:42	6:23	1560 RM	9/6/2006	1421	4230	<	0.002		28	0.009	
608	FD-1	6:06	6:12	846 RM	9/6/2006	1446	4058	<	0.003	<	25	0.010	
609	FD-11	5:51	6:15	1551 RM	9/7/2006	1464	4333	<	0.002		36	0.006	
610	FD-10	5:58	6:20	1547 RM	9/7/2006	1462	4303	<	0.002		40	0.006	
611	FD-9	6:05	6:29	1546 RM	9/7/2006	1464	4104	<	0.002		42	0.006	
612	FD-8	6:17	6:35	1539 RM	9/7/2006	1458	3511	<	0.003		42	0.007	
613	FD-6	6:28	7:09	1540 RM	9/7/2006	1481	4391	<	0.002		50	0.005	
614	FD-4	6:23	7:04	1552 RM	9/7/2006	1481	4383	<	0.002		35	0.007	
615	FD-1	6:12	6:25	1545 RM	9/7/2006	1453	4155	<	0.002		36	0.007	
616	FD-11	6:15	6:13	1559 RM	9/8/2006	4318	12629		0.00086		39	0.002	
617	FD-10	6:20	6:18	1567 RM	9/8/2006	4318	12598		0.0014		34	0.004	
618	FD-9	6:29	6:24	1563 RM	9/8/2006	4315	11946	<	0.00084		38	0.002	
619	FD-8	6:35	6:29	1573 RM	9/8/2006	4314	10258	<	0.00098		37	0.003	
620	FD-6	7:09	7:02	1562 RM	9/8/2006	4313	12686		0.0016		39	0.004	
621	FD-4	7:04	6:58	1533 RM	9/8/2006	4314	12579	<	0.00080		34	0.002	
622	FD-1	6:25	6:21	1569 RM	9/8/2006	4316	12323		0.00084		35	0.002	
623	Field Blank	0:00	0:00	1513 RM	9/12/2006	0	0						
624	Trip Blank	0:00	0:00	1518 RM	9/12/2006	0	0						
625	Trip Blank	0:00	0:00	1523 RM	9/12/2006	0	0						
626	FD-11	6:13	6:06	1511 RM	9/11/2006	1433	4234	<	0.002	<	24	0.010	
627	FD-10	6:18	6:09	1512 RM	9/11/2006	1431	4230	<	0.002	<	24	0.010	

Sample Identification								Results					
Location ID		Start Time	End Time	Field Sample ID	Sample Date	Sample Time	Total Volume (L)	Hexavalent Chromium (ug/m^3)		Total Particulate (ug/m^3)		% Cr6	Travelers LWO#
628	FD-9	6:24	6:18	1532 RM	9/11/2006	1434	3975	<	0.003	<	25	0.010	
629	FD-8	6:29	6:23	1529 RM	9/11/2006	1434	3402	<	0.003	<	29	0.010	
630	FD-6	7:02	7:04	1530 RM	9/11/2006	1442	4224	<	0.002		38	0.006	
631	FD-4	6:58	6:58	1506 RM	9/11/2006	1440	4216	<	0.002	<	24	0.010	
632	FD-1	6:21	6:14	1528 RM	9/11/2006	1433	4111	<	0.002	<	24	0.010	
633	FD-11	6:06	6:11	1521 RM	9/12/2006	1445	4355	<	0.002		28	0.008	
634	FD-10	6:09	6:15	1515 RM	9/12/2006	1446	4326	<	0.002		26	0.009	
635	FD-9	6:18	6:22	1517 RM	9/12/2006	1444	4036	<	0.003		28	0.009	
636	FD-8	6:23	6:27	1516 RM	9/12/2006	1444	3474	<	0.003		31	0.009	
637	FD-6	7:04	7:03	1568 RM	9/12/2006	1439	4228	<	0.002		37	0.006	
638	FD-4	6:58	6:56	1510 RM	9/12/2006	1438	4317	<	0.002		28	0.008	
639	FD-1	6:14	6:19	1522 RM	9/12/2006	1445	4191	<	0.002		42	0.006	
640	FD-11	6:11	6:32	68RM	9/13/2006	1461	4379	<	0.0023		32	0.007	
641	FD-10	6:15	6:36	71RM	9/13/2006	1461	4374	<	0.0023		32	0.007	
642	FD-9	6:22	6:26	72RM	9/13/2006	1444	3911	<	0.0026		26	0.010	
643	FD-8	6:27	6:19	1526RM	9/13/2006	1432	3461	<	0.0029		32	0.009	
644	FD-6	7:03	7:28	67RM	9/13/2006	1465	4302		0.0023		88	0.003	2006090589
645	FD-4	6:56	7:07	1527RM	9/13/2006	1451	4367	<	0.0023		34	0.007	Receipt 9/21/06
646	FD-1	6:19	6:22	66RM	9/13/2006	1443	4152	<	0.0024		39	0.006	Cr6 Anal 9/27/06
647	FD-11	6:32	6:12	60RM	9/14/2006	1420	4211	<	0.0024	<	24	0.010	Part Anal 9/25/06
648	FD-10	6:36	6:18	73RM	9/14/2006	1422	4242	<	0.0024	<	24	0.010	
649	FD-9	6:26	6:29	69RM	9/14/2006	1443	3780	<	0.0026	<	26	0.010	
650	FD-8	6:19	6:42	53RM	9/14/2006	1463	3519	<	0.0028	<	28	0.010	
651	FD-6	7:28	7:29	47RM	9/14/2006	1441	4267	<	0.0023	<	23	0.010	
652	FD-4	7:07	6:24	41RM	9/14/2006	1397	4177	<	0.0024	<	24	0.010	
653	FD-1	6:22	7:02	58RM	9/14/2006	1480	4156	<	0.0024	<	24	0.010	
654	FD-11	6:12	6:32	51 RM	9/15/2006	4340	12811	<	0.00078		17	0.005	
655	FD-10	6:18	6:35	31 RM	9/15/2006	4337	12786	<	0.00078		20	0.004	
656	FD-9	6:29	6:25	52 RM	9/15/2006	4316	11263	<	0.00089		22	0.004	
657	FD-8	6:42	6:22	33 RM	9/15/2006	4300	10302	<	0.00097		21	0.005	
658	FD-6	7:29	7:04	26 RM	9/15/2006	4295	12755	<	0.00078		23	0.003	

Sample Identification								Results					
Location ID		Start Time	End Time	Field Sample ID	Sample Date	Sample Time	Total Volume (L)	Hexavalent Chromium (ug/m^3)		Total Particulate (ug/m^3)		% Cr6	Travelers LWO#
659	FD-4	6:24	6:49	38 RM	9/15/2006	4345	13022	<	0.00077		18	0.004	
660	FD-1	7:02	6:38	32 RM	9/15/2006	4296	11998	<	0.00083		23	0.004	
661	Field Blank	0:00	0:00	12 RM	9/15/2006	0.00	0						
662	Field Blank	0:00	0:00	16 RM	9/15/2006	0	0						
663	Trip Blank	0:00	0:00	19 RM	9/15/2006	0	0						
664	Trip Blank	0:00	0:00	20 RM	9/15/2006	0	0						
665	FD-11	6:32	6:08	44 RM	9/18/2006	1416	4174	<	0.002		48	0.005	
666	FD-10	6:35	6:11	35 RM	9/18/2006	1416	4198	<	0.002		43	0.006	
667	FD-9	6:25	6:18	40 RM	9/18/2006	1433	3702	<	0.003		52	0.005	
668	FD-8	6:22	6:23	34 RM	9/18/2006	1441	3481	<	0.003		53	0.005	
669	FD-6	7:04	7:07	36 RM	9/18/2006	1443	4230	<	0.002		60	0.004	
670	FD-4	6:49	6:57	39 RM	9/18/2006	1448	4303	<	0.002		48	0.005	
671	FD-1	6:39	6:15	48 RM	9/18/2006	1416	3974	<	0.003		50	0.005	
672	FD-11	6:08	6:00	21 RM	9/19/2006	1432	4257	<	0.002		69	0.003	
673	FD-10	6:11	6:05	45 RM	9/19/2006	1434	4255	<	0.002		40	0.006	
674	FD-9	6:18	6:14	28 RM	9/19/2006	1436	3903	<	0.003		49	0.005	
675	FD-8	6:23	6:19	22 RM	9/19/2006	1436	3610	<	0.003		61	0.005	
676	FD-6	7:07	6:57	23 RM	9/19/2006	1430	4193	<	0.002		58	0.004	
677	FD-4	6:57	6:48	30 RM	9/19/2006	1431	4218	<	0.002		43	0.006	
678	FD-1	6:15	6:09	27 RM	9/19/2006	1434	4155	<	0.002		52	0.005	
679	FD-11	6:00	6:07	5 RM	9/20/2006	1447	4394	<	0.002		56	0.004	
680	FD-10	6:05	6:11	10 RM	9/20/2006	1446	4261		0.003		24	0.012	
681	FD-9	6:14	6:17	9 RM	9/20/2006	1443	4138	<	0.003		32	0.008	
682	FD-8	6:19	6:22	8 RM	9/20/2006	1443	3704	<	0.003		40	0.007	
683	FD-6	6:57	7:11	14 RM	9/20/2006	1454	4266	<	0.002		33	0.007	2006090801 Receipt 9/29/06 Cr6 Anal 10/10/06 Part Anal 10/2/06
684	FD-4	6:48	6:50	4 RM	9/20/2006	1442	4270	<	0.002	<	23	0.010	
685	FD-1	6:09	6:14	15 RM	9/20/2006	1445	4309	<	0.002		45	0.005	
686	FD-11	6:07	6:13	1847 RM	9/21/2006	1446	4423	<	0.002		44	0.005	
687	FD-10	6:11	6:17	1842 RM	9/21/2006	1446	4248	<	0.002		35	0.007	
688	FD-9	6:17	6:24	1837 RM	9/21/2006	1447	4044	<	0.003		40	0.006	
689	FD-8	6:22	6:29	7 RM	9/21/2006	1447	3740	<	0.003		29	0.009	

Sample Identification								Results					
Location ID		Start Time	End Time	Field Sample ID	Sample Date	Sample Time	Total Volume (L)	Hexavalent Chromium (ug/m^3)		Total Particulate (ug/m^3)		% Cr6	Travelers LWO#
690	FD-6	7:11	7:10	1832 RM	9/21/2006	1439	4232	<	0.002		38	0.006	
691	FD-4	6:50	6:45	74 RM	9/21/2006	1435	4269	<	0.002		29	0.008	
692	FD-1	6:14	6:20	1852 RM	9/21/2006	1446	4216	<	0.002		46	0.005	
693	FD-11	6:13	5:46	1843 RM	9/22/2006	4293	13188	<	0.001		32	0.002	
694	FD-10	6:17	5:51	1834 RM	9/22/2006	4294	12649	<	0.001		29	0.003	
695	FD-9	6:24	6:00	1835 RM	9/22/2006	4296	12104	<	0.001		36	0.002	
696	FD-8	6:29	6:04	1839 RM	9/22/2006	4295	11309	<	0.001		32	0.003	
697	FD-6	7:10	6:07	1849 RM	9/22/2006	4257	12735	<	0.001		38	0.002	
698	FD-4	6:45	6:10	1846 RM	9/22/2006	4285	12907	<	0.001		40	0.002	
699	FD-1	6:20	5:55	1848 RM	9/22/2006	4295	12622	<	0.001		36	0.002	
700	Field Blank	0:00	0:00	1812 RM	9/18/2006	0.00	0						
701	Field Blank	0:00	0:00	1822 RM	9/19/2006	0	0						
702	Trip Blank	0:00	0:00	1817 RM	9/20/2006	0	0						
703	Trip Blank	0:00	0:00	1807 RM	9/22/2006	0	0						
704	FD-11	5:46	5:45	1841 RM	9/25/2006	1439	4428	<	0.0023		42	0.005	
705	FD-10	5:51	5:49	1828 RM	9/25/2006	1438	4293	<	0.0024		24	0.010	
706	FD-9	6:00	5:55	1829 RM	9/25/2006	1435	4195	<	0.0024		34	0.007	
707	FD-8	6:04	6:02	1831 RM	9/25/2006	1438	3854	<	0.0026		42	0.006	
708	FD-6	6:07	6:43	1833 RM	9/25/2006	1476	4437	<	0.0023		34	0.007	
709	FD-4	6:10	6:25	1836 RM	9/25/2006	1455	4401	<	0.0023	<	23	0.010	
710	FD-1	5:55	5:53	1830 RM	9/25/2006	1438	4298	<	0.0024		31	0.008	
711	FD-11	5:45	5:50	1851 RM	9/26/2006	1445	4396	<	0.0023		62	0.004	
712	FD-10	5:49	5:55	1824 RM	9/26/2006	1446	4340	<	0.0023		34	0.007	
713	FD-9	5:55	6:00	1840 RM	9/26/2006	1445	4274	<	0.0024		51	0.005	
714	FD-8	6:02	6:06	1823 RM	9/26/2006	1444	3929	<	0.0026		54	0.005	
715	FD-6	6:43	6:35	1810 RM	9/26/2006	1432	4252	<	0.0024		40	0.006	
716	FD-4	6:25	6:22	1826 RM	9/26/2006	1437	4321	<	0.0023		29	0.008	
717	FD-1	5:53	6:05	1838 RM	9/26/2006	1452	4342	<	0.0023		45	0.005	
718	FD-11	5:50	6:20	1811 RM	9/27/2006	1470	4441	<	0.0023		47	0.005	
719	FD-10	5:55	6:23	1808 RM	9/27/2006	1468	4420	<	0.0023		55	0.004	
720	FD-9	6:00	6:29	1806 RM	9/27/2006	1469	4327	<	0.0023		53	0.004	
721	FD-8	6:06	6:33	1803 RM	9/27/2006	1467	3990	<	0.0025		55	0.005	2006100243
722	FD-6	6:35	6:45	1809 RM	9/27/2006	1450	4207	<	0.0024		81	0.003	Receipt 10/5/06

Sample Identification								Results						
Location ID		Start Time	End Time	Field Sample ID	Sample Date	Sample Time	Total Volume (L)	Hexavalent Chromium (ug/m^3)		Total Particulate (ug/m^3)		% Cr6	Travelers LWO#
723	FD-4	6:22	6:45	1804 RM	9/27/2006	1463	4362	<	0.0023		41	0.006	Cr6 Anal 10/11/06
724	FD-1	6:05	6:26	1805 RM	9/27/2006	1461	4345	<	0.0023		74	0.003	Part Anal 10/6/06
725	FD-11	6:20	6:10	1995 RM	9/28/2006	1430	4299	<	0.0024		69	0.003	
726	FD-10	6:23	6:13	1991 RM	9/28/2006	1430	4327	<	0.0023		41	0.006	
727	FD-9	6:29	6:19	1996 RM	9/28/2006	1430	4178	<	0.0024		40	0.006	
728	FD-8	6:33	6:23	1983 RM	9/28/2006	1430	3867	<	0.0026		46	0.006	
729	FD-6	6:45	6:45	1988 RM	9/28/2006	1440	4176	<	0.0024		53	0.005	
730	FD-4	6:45	6:30	1981 RM	9/28/2006	1425	4240	<	0.0024		46	0.005	
731	FD-1	6:26	6:15	1994 RM	9/28/2006	1429	4211	<	0.0024		51	0.005	
732	FD-11	6:10	5:55	1985 RM	9/29/2006	4305	13122	<	0.00077		17	0.005	
733	FD-10	6:13	5:57	1815 RM	9/29/2006	4304	13114	<	0.00077		17	0.005	
734	FD-9	6:19	6:03	1984 RM	9/29/2006	4304	12477	<	0.00081		21	0.004	
735	FD-8	6:23	6:07	1980 RM	9/29/2006	4304	11463	<	0.00088		17	0.005	
736	FD-6	6:45	6:45	1979 RM	9/29/2006	4320	12721	<	0.00079		19	0.004	
737	FD-4	6:30	6:23	1982 RM	9/29/2006	4313	12957	<	0.00078		15	0.005	
738	Field Blank	0:00	0:00	508 RM	10/4/2006	0.00	0						
739	Field Blank	0:00	0:00	511 RM	10/4/2006	0	0						
740	Trip Blank	0:00	0:00	516 RM	10/4/2006	0	0						
741	Trip Blank	0:00	0:00	525 RM	10/4/2006	0	0						
742	FD-11	5:55	5:25	1963 RM	10/2/2006	1410	4364		0.0024		30	0.008	
743	FD-10	5:57	5:28	1965 RM	10/2/2006	1411	4284	<	0.0024		24	0.010	
744	FD-9	6:03	5:35	1972 RM	10/2/2006	1412	4064	<	0.0025		31	0.008	
745	FD-8	6:07	5:39	1970 RM	10/2/2006	1412	3802	<	0.0027		33	0.008	
746	FD-6	6:45	5:46	1964 RM	10/2/2006	1381	4077	<	0.0025		33	0.008	
747	FD-4	6:23	5:42	1971 RM	10/2/2006	1399	4216	<	0.0024	<	24	0.010	
748	FD-1	6:00	5:32	1969 RM	10/2/2006	1412	4206	<	0.0024		35	0.007	
749	FD-11	5:25	5:30	1962 RM	10/3/2006	1445	4443	<	0.0023		52	0.004	
750	FD-10	5:28	5:32	1961 RM	10/3/2006	1444	4334	<	0.0023		44	0.005	
751	FD-9	5:35	5:39	1960 RM	10/3/2006	1444	4155	<	0.0024		51	0.005	
752	FD-8	5:39	5:46	1959 RM	10/3/2006	1447	3935	<	0.0026		53	0.005	
753	FD-6	5:46	6:15	1953 RM	10/3/2006	1469	4356	<	0.0023		48	0.005	
754	FD-4	5:42	5:54	1958 RM	10/3/2006	1452	4335	<	0.0023		59	0.004	
755	FD-1	5:32	5:36	1954 RM	10/3/2006	1444	4325	<	0.0023		42	0.005	
756	FD-11	5:30	6:08	504 RM	10/4/2006	1478	4472	<	0.0023		48	0.005	
757	FD-10	5:32	6:11	520 RM	10/4/2006	1479	4449	<	0.0023		37	0.006	

Sample Identification								Results					
Location ID		Start Time	End Time	Field Sample ID	Sample Date	Sample Time	Total Volume (L)	Hexavalent Chromium (ug/m^3)		Total Particulate (ug/m^3)		% Cr6	Travelers LWO#
758	FD-9	5:39	6:21	510 RM	10/4/2006	1482	4283	<	0.0024		42	0.006	2006100474 Receipt 10/21/06 Cr6 Anal 10/17/06 Part Anal 10/16/06
759	FD-8	5:46	6:25	507 RM	10/4/2006	1479	4034	<	0.0025		52	0.005	
760	FD-6	6:15	6:56	514 RM	10/4/2006	1481	4417	<	0.0023		39	0.006	
761	FD-4	5:54	7:00	521 RM	10/4/2006	1506	4423	<	0.0023		40	0.006	
762	FD-1	5:36	6:15	515 RM	10/4/2006	1479	4380	<	0.0023		36	0.006	
763	FD-11	6:08	6:54	478 RM	10/5/2006	1486	4549	<	0.0022	<	22	0.010	
764	FD-10	6:11	6:50	483 RM	10/5/2006	1479	4514	<	0.0022	<	22	0.010	
765	FD-9	6:21	6:48	524 RM	10/5/2006	1467	4262	<	0.0024	<	23	0.010	
766	FD-8	6:25	6:59	527 RM	10/5/2006	1474	4097	<	0.0025	<	24	0.010	
767	FD-6	6:56	7:10	488 RM	10/5/2006	1454	4291	<	0.0024	<	23	0.010	
768	FD-4	7:00	6:39	480 RM	10/5/2006	1419	4210	<	0.0024	<	24	0.010	
769	FD-1	6:15	6:35	485 RM	10/5/2006	1460	4330	<	0.0023	<	23	0.010	
770	FD-11	6:54	6:06	502 RM	10/6/2006	4272	13265	<	0.00076		17	0.004	
771	FD-10	6:50	6:11	499 RM	10/6/2006	4281	13127	<	0.00077		20	0.004	
772	FD-9	6:48	6:19	501 RM	10/6/2006	4291	12469	<	0.00081		22	0.004	
773	FD-8	6:59	6:29	482 RM	10/6/2006	4290	11969	<	0.00085		22	0.004	
774	FD-6	7:10	7:06	500 RM	10/6/2006	4316	12458	<	0.00081		23	0.004	
775	FD-4	6:39	6:57	481 RM	10/6/2006	4338	13036	<	0.00078		16	0.005	
776	FD-1	6:35	6:16	495 RM	10/6/2006	4301	12865	<	0.00079		19	0.004	
777	Field Blank	0:00	0:00	2163 RM	10/11/2006	0	0						
778	Field Blank	0:00	0:00	2164 RM	10/11/2006	0	0						
779	Trip Blank	0:00	0:00	2165 RM	10/11/2006	0	0						
780	Trip Blank	0:00	0:00	2166 RM	10/11/2006	0	0						
781	FD-11	6:06	6:08	469 RM	10/9/2006	1442	4431	<	0.0023		31	0.007	
782	FD-10	6:11	6:13	461 RM	10/9/2006	1442	4418	<	0.0023		30	0.008	
783	FD-9	6:19	6:25	470 RM	10/9/2006	1446	4193	<	0.0024		39	0.006	
784	FD-8	6:29	6:31	462 RM	10/9/2006	1442	4039	<	0.0025		48	0.005	
785	FD-6	7:06	7:07	457 RM	10/9/2006	1441	4291	<	0.0023		43	0.005	
786	FD-4	6:57	6:55	467 RM	10/9/2006	1438	4337	<	0.0023		27	0.009	
787	FD-1	6:16	6:22	460 RM	10/9/2006	1446	4320	<	0.0023		32	0.007	
788	FD-11	6:06	6:08	468 RM	10/10/2006	1442	4325	<	0.0023		34	0.007	
789	FD-10	6:11	6:13	472 RM	10/10/2006	1442	4354	<	0.0023		36	0.006	
790	FD-9	6:19	6:25	471 RM	10/10/2006	1446	4167	<	0.0024		38	0.006	
791	FD-8	6:29	6:31	458 RM	10/10/2006	1442	4027	<	0.0025		39	0.006	
792	FD-6	7:06	7:07	473 RM	10/10/2006	1441	4288	<	0.0023		52	0.004	

Sample Identification								Results							
Location ID		Start Time	End Time	Field Sample ID	Sample Date	Sample Time	Total Volume (L)	Hexavalent Chromium (ug/m^3)		Total Particulate (ug/m^3)		% Cr6	Travelers LWO#
793	FD-4	6:57	6:55	475 RM	10/10/2006	1438	4291	<	0.0023		30	0.008	
794	FD-1	6:16	6:22	459 RM	10/10/2006	1446	4270	<	0.0024		67	0.004	
795	FD-11	6:08	6:11	2176 RM	10/11/2006	1443	4327	<	0.0023		60	0.004	
796	FD-10	6:13	6:15	2173 RM	10/11/2006	1442	4344	<	0.0023		32	0.007	
797	FD-9	6:25	6:24	2172 RM	10/11/2006	1439	4071	<	0.0025		35	0.007	
798	FD-6	7:07	7:05	2174 RM	10/11/2006	1438	4215	<	0.0024		35	0.007	2006100642
799	FD-4	6:55	6:54	2171 RM	10/11/2006	1439	4265	<	0.0024		25	0.010	Receipt 10/19/06
800	FD-1	6:22	6:19	2175 RM	10/11/2006	1437	4201	<	0.0024		42	0.006	Cr6 Anal 10/24/06
801	FD-11	6:11	6:12	2151 RM	10/12/2006	1441	4204	<	0.0024	<	24	0.010	Part Anal 10/20/06
802	FD-10	6:15	6:16	2149 RM	10/12/2006	1441	4390	<	0.0023	<	23	0.010	
803	FD-9	6:24	6:24	2162 RM	10/12/2006	1440	3904	<	0.0026	<	26	0.010	
804	FD-8	6:29	6:30	2152 RM	10/12/2006	1441	3862	<	0.0026	<	26	0.010	
805	FD-6	7:14	7:05	2155 RM	10/12/2006	1431	4160	<	0.0024	<	24	0.010	
806	FD-4	7:00	6:50	2150 RM	10/12/2006	1430	4225	<	0.0024	<	24	0.010	
807	FD-1	6:20	6:20	2153 RM	10/12/2006	1440	4199	<	0.0024	<	24	0.010	
808	FD-11	6:12	6:16	2147 RM	10/13/2006	4324	11970	<	0.00084		30	0.003	
809	FD-10	6:16	6:20	2143 RM	10/13/2006	4324	13306		0.00077		24	0.003	
810	FD-9	6:24	6:28	2145 RM	10/13/2006	4324	11346	<	0.00089		33	0.003	
811	FD-8	6:30	6:33	2148 RM	10/13/2006	4323	11299	<	0.00089		26	0.003	
812	FD-6	7:05	7:20	2146 RM	10/13/2006	4335	12591	<	0.00080		32	0.003	
813	FD-4	6:50	7:10	2161 RM	10/13/2006	4340	13012	<	0.00077		20	0.004	
814	FD-1	6:20	6:24	2144 RM	10/13/2006	4324	12767	<	0.00079		26	0.003	
815	Field Blank	0:00	0:00	2114 RM	10/11/2006	0	0						
816	Field Blank	0:00	0:00	2115 RM	10/11/2006	0	0						
817	Trip Blank	0:00	0:00	2116 RM	10/11/2006	0	0						
818	Trip Blank	0:00	0:00	2118 RM	10/11/2006	0	0						
819	FD-11	6:16	6:18	2133 RM	10/16/2006	1442	4114	<	0.0024		44	0.005	
820	FD-10	6:20	6:21	2134 RM	10/16/2006	1441	4431	<	0.0023		35	0.007	
821	FD-9	6:28	6:30	2135 RM	10/16/2006	1442	3956	<	0.0025		42	0.006	
822	FD-8	6:33	6:35	2136 RM	10/16/2006	1442	3743	<	0.0027		41	0.007	
823	FD-6	7:20	7:12	2141 RM	10/16/2006	1432	4220	<	0.0024		51	0.005	
824	FD-4	7:10	6:58	2142 RM	10/16/2006	1428	4294	<	0.0023		45	0.005	
825	FD-1	6:24	6:26	2138 RM	10/16/2006	1442	4272	<	0.0024		51	0.005	
826	FD-11	6:18	6:06	2130 RM	10/17/2006	1428	4254	<	0.0024	<	24	0.010	
827	FD-10	6:21	6:10	2131 RM	10/17/2006	1429	4361	<	0.0023	<	23	0.010	

Sample Identification								Results					
Location ID		Start Time	End Time	Field Sample ID	Sample Date	Sample Time	Total Volume (L)	Hexavalent Chromium (ug/m^3)		Total Particulate (ug/m^3)		% Cr6	Travelers LWO#
828	FD-9	6:30	6:20	2129 RM	10/17/2006	1430	4094	<	0.0024	<	24	0.010	2006100777 Receipt 10/23/06 Cr6 Anal 10/27/06 Part Anal 10/26/06
829	FD-8	6:35	6:25	2124 RM	10/17/2006	1430	3640	<	0.0027	<	27	0.010	
830	FD-6	7:12	7:20	2127 RM	10/17/2006	1448	4286	<	0.0023	<	23	0.010	
831	FD-4	6:58	6:59	2125 RM	10/17/2006	1441	4261	<	0.0023	<	23	0.010	
832	FD-1	6:26	6:16	2126 RM	10/17/2006	1430	4183	<	0.0024	<	24	0.010	
833	FD-11	6:06	6:12	2108 RM	10/18/2006	1446	4345	<	0.0023		32	0.007	
834	FD-10	6:10	6:18	2112 RM	10/18/2006	1448	4436	<	0.0023	<	23	0.010	
835	FD-9	6:20	6:25	2110 RM	10/18/2006	1445	4263	<	0.0024		30	0.008	
836	FD-8	6:25	6:30	2111 RM	10/18/2006	1445	3783	<	0.0027		48	0.006	
837	FD-6	7:20	7:15	2109 RM	10/18/2006	1435	4261	<	0.0024		28	0.009	
838	FD-4	6:59	7:00	2107 RM	10/18/2006	1441	4241	<	0.0024	<	24	0.010	
839	FD-1	6:16	6:22	2117 RM	10/18/2006	1446	4279	<	0.0024		28	0.009	
840	Field Blank	0:00	0:00	537 RM	10/19/2006	0	0						
841	Trip Blank	0:00	0:00	2043 RM	10/19/2006	0	0						
842	FD-11	6:12	6:15	2105 RM	10/19/2006	1443	4323	<	0.0023		50	0.005	2006100848 Receipt 10/24/06 Cr6 Anal 11/2/06 Part Anal 10/27/06
843	FD-10	6:18	6:21	125 RN	10/19/2006	1443	4412	<	0.0023		40	0.006	
844	FD-9	6:25	6:30	2106 RM	10/19/2006	1445	4261	<	0.0024		43	0.006	
845	FD-8	6:30	6:35	2103 RM	10/19/2006	1445	4008	<	0.0025		52	0.005	
846	FD-6	7:15	7:08	2104 RM	10/19/2006	1433	4248	<	0.0024		53	0.005	
847	FD-4	7:00	6:59	126 RN	10/19/2006	1439	4189	<	0.0024		40	0.006	
848	FD-1	6:22	6:25	124 RN	10/19/2006	1443	4263	<	0.0024		36	0.007	
849	FD-11	6:15	6:13	139 RN	10/20/2006	4318	12670	<	0.00079		18	0.004	
850	FD-10	6:21	6:18	138 RN	10/20/2006	4317	13106	<	0.00076		18	0.004	
851	FD-9	6:30	6:27	137 RN	10/20/2006	4317	12484	<	0.00080		18	0.004	
852	FD-8	6:35	6:33	136 RN	10/20/2006	4318	12733	<	0.00079		14	0.006	
853	FD-6	7:08	7:10	135 RN	10/20/2006	4322	13007	<	0.00077		22	0.004	
854	FD-4	6:59	6:56	134 RN	10/20/2006	4317	12568	<	0.00080		18	0.004	
855	FD-1	6:25	6:22	133 RN	10/20/2006	4317	12528	<	0.00080		20	0.004	
856	Field Blank	0:00	0:00	119 RN	10/23/2006	0	0						
857	Trip Blank	0:00	0:00	120 RN	10/23/2006	0	0						
858	Lab Blank	0:00	0:00	2436 RM	10/25/2006	0	0						
859	FD-11	6:13	6:12	154 RN	10/23/2006	1439	4272	<	0.0023		23	0.010	
860	FD-10	6:18	6:17	143 RN	10/23/2006	1439	4381	<	0.0023	<	23	0.010	
861	FD-8	6:33	6:31	141 RN	10/23/2006	1438	4137	<	0.0024		24	0.010	
862	FD-6	7:10	7:13	140 RN	10/23/2006	1443	4362	<	0.0023		23	0.010	

Sample Identification								Results					
Location ID		Start Time	End Time	Field Sample ID	Sample Date	Sample Time	Total Volume (L)	Hexavalent Chromium (ug/m^3)		Total Particulate (ug/m^3)		% Cr6	Travelers LWO#
863	FD-4	6:56	6:58	123 RN	10/23/2006	1442	4264	<	0.0023	<	23	0.010	
864	FD-1	6:22	6:20	122 RN	10/23/2006	1438	4225	<	0.0024		31	0.008	
865	FD-11	6:12	6:18	118 RN	10/24/2006	1446	4370	<	0.0023		32	0.007	
866	FD-10	6:17	6:23	117 RN	10/24/2006	1446	4329	<	0.0023		25	0.009	
867	FD-9	6:26	6:31	116 RN	10/24/2006	1445	3228	<	0.0031		31	0.010	
868	FD-8	6:31	6:37	115 RN	10/24/2006	1446	3687	<	0.0027	<	27	0.010	2006101009
869	FD-6	7:13	7:08	114 RN	10/24/2006	1435	4335	<	0.0023		28	0.008	Receipt 10/27/06
870	FD-4	6:58	6:56	113 RN	10/24/2006	1438	4250	<	0.0024	<	24	0.010	Cr6 Anal 11/8/06
871	FD-1	6:20	6:26	112 RN	10/24/2006	1446	4249	<	0.0024		40	0.006	Part Anal 11/2/06
872	FD-11	6:18	6:17	105 RN	10/25/2006	1439	4347	<	0.0023		28	0.008	
873	FD-10	6:23	6:21	104 RN	10/25/2006	1438	4293	<	0.0023		23	0.010	
874	FD-9	6:31	6:29	103 RN	10/25/2006	1438	3253	<	0.0031	<	31	0.010	
875	FD-8	6:37	6:38	102 RN	10/25/2006	1441	3651	<	0.0027		30	0.009	
876	FD-6	7:08	7:16	101 RN	10/25/2006	1448	4376	<	0.0023		37	0.006	
877	FD-4	6:56	7:00	100 RN	10/25/2006	1444	4279	<	0.0023	<	23	0.010	
878	FD-1	6:26	6:25	99 RN	10/25/2006	1439	4225	<	0.0024		38	0.006	
879	Field Blank	0:00	0:00	75 RN	10/25/2006	0	0						
880	Trip Blank	0:00	0:00	76 RN	10/25/2006	0	0						
881	FD-11	6:17	6:18	98 RN	10/26/2006	1441	4318	<	0.0032		28	0.012	
882	FD-10	6:21	6:23	97 RN	10/26/2006	1442	4402	<	0.0023	<	23	0.010	
883	FD-9	6:29	6:30	96 RN	10/26/2006	1441	3320	<	0.0030	<	30	0.010	
884	FD-6	7:16	7:15	94 RN	10/26/2006	1439	4370	<	0.0023	<	23	0.010	
885	FD-4	7:00	7:00	93 RN	10/26/2006	1440	4316	<	0.0023	<	23	0.010	
886	FD-1	6:25	6:26	92 RN	10/26/2006	1441	4292	<	0.0023		28	0.008	2006101125
887	FD-11	6:18	6:00	155 RN	10/27/2006	4302	12818	<	0.00079		17	0.005	Receipt 10/31/06
888	FD-10	6:23	6:07	85 RN	10/27/2006	4304	13141	<	0.0011		12	0.009	Cr6 Anal 11/9/06
889	FD-9	6:30	6:16	84 RN	10/27/2006	4306	10150	<	0.0014		16	0.009	Part Anal 11/7/06
890	FD-8	6:35	6:20	83 RN	10/27/2006	4305	12502	<	0.00081		14	0.006	
891	FD-6	7:15	7:29	82 RN	10/27/2006	4334	13360	<	0.0016		26	0.006	
892	FD-4	7:00	6:55	81 RN	10/27/2006	4315	12892	<	0.00078		12	0.007	
893	FD-1	6:26	6:12	80 RN	10/27/2006	4306	12841	<	0.00079		15	0.005	
894	FD-11	6:00	6:06	217 RN	10/30/2006	1446	4373	<	0.00229		27	0.008	
895	FD-10	6:07	6:10	220 RN	10/30/2006	1443	4438	<	0.00225	<	23	0.010	
896	FD-9	6:16	6:22	225 RN	10/30/2006	1446	3485	<	0.00287	<	29	0.010	
897	FD-8	6:20	6:25	221 RN	10/30/2006	1445	3991	<	0.00251		28	0.009	

Sample Identification								Results					
Location ID		Start Time	End Time	Field Sample ID	Sample Date	Sample Time	Total Volume (L)	Hexavalent Chromium (ug/m^3)		Total Particulate (ug/m^3)		% Cr6	Travelers LWO#
898	FD-6	7:29	7:16	222 RN	10/30/2006	1427	4350		0.0030		39	0.008	2006110084 Receipt 11/3/06 Cr6 Anal 11/14/06 Part Anal 11/8/06
899	FD-4	6:55	6:51	216 RN	10/30/2006	1436	4284	<	0.00233	<	23	0.010	
900	FD-1	6:12	6:15	223 RN	10/30/2006	1443	4280	<	0.00234		33	0.007	
901	FD-11	6:06	6:07	211 RN	10/31/2006	1441	4369	<	0.0023		47	0.005	
902	FD-10	6:10	6:11	214 RN	10/31/2006	1441	4415	<	0.0023		38	0.006	
903	FD-9	6:22	6:24	207 RN	10/31/2006	1442	3464	<	0.0029	<	29	0.010	
904	FD-8	6:25	6:29	206 RN	10/31/2006	1444	3302	<	0.0031		44	0.007	
905	FD-6	7:16	7:14	209 RN	10/31/2006	1438	4334	<	0.0023		59	0.004	
906	FD-1	6:15	6:19	212 RN	10/31/2006	1444	4154	<	0.0024	<	24	0.010	
907	FD-11	6:07	6:14	213 RN	11/1/2006	1447	4370	<	0.0023		41	0.006	2006110084 Receipt 11/3/06 Cr6 Anal 11/14/06 Part Anal 11/8/06
908	FD-10	6:11	6:10	188 RN	11/1/2006	1439	4329	<	0.0023		34	0.007	
909	FD-9	6:24	6:05	201 RN	11/1/2006	1421	3412	<	0.0030		50	0.006	
910	FD-8	6:29	6:00	183 RN	11/1/2006	1411	3243	<	0.0031		45	0.007	
911	FD-6	7:14	6:55	182 RN	11/1/2006	1421	4283	<	0.0024		66	0.004	
912	FD-4	6:55	6:38	202 RN	11/1/2006	1423	4242	<	0.0024		32	0.008	
913	FD-1	6:19	6:18	203 RN	11/1/2006	1439	4150	<	0.0024	<	24	0.010	
914	Field Blank	0:00	0:00	197 RN	10/30/2006	0	0						
915	Field Blank	0:00	0:00	185 RN	10/31/2006	0	0						
916	Trip Blank	0:00	0:00	177 RN	11/1/2006	0	0						
917	FD-11	6:07	6:14	195 RN	11/2/2006	1447	4366	<	0.0023	<	23	0.010	2006110160 Receipt 11/7/06 Cr6 Anal 11/15/06 Part Anal 11/9/06
918	FD-10	6:11	6:10	187 RN	11/2/2006	1439	4383	<	0.0023	<	23	0.010	
919	FD-9	6:24	6:05	184 RN	11/2/2006	1421	3593	<	0.0028	<	28	0.010	
920	FD-8	6:29	6:00	200 RN	11/2/2006	1411	3093	<	0.0033	<	32	0.010	
921	FD-6	7:14	6:55	192 RN	11/2/2006	1421	4268	<	0.0024	<	23	0.010	
922	FD-4	6:55	6:38	193 RN	11/2/2006	1423	4232	<	0.0024	<	24	0.010	
923	FD-1	6:19	6:18	194 RN	11/2/2006	1439	4205	<	0.0024	<	24	0.010	
924	FD-11	6:14	6:42	176RN	11/3/2006	4348	13200	<	0.00077		21	0.004	
925	FD-10	6:10	6:38	179RN	11/3/2006	4348	13438	<	0.00075		25	0.003	
926	FD-9	6:05	6:31	186RN	11/3/2006	4346	11931	<	0.00085		26	0.003	
927	FD-8	6:00	6:47	196RN	11/3/2006	4367	8493	<	0.0012		25	0.005	
928	FD-6	6:55	6:57	172RN	11/3/2006	4322	12912	<	0.00078		21	0.004	
929	FD-4	6:38	6:53	173RN	11/3/2006	4335	12985		0.00090		18	0.005	
930	FD-1	6:18	6:10	180RN	11/3/2006	4312	12548	<	0.00081		23	0.004	
931	FD-11	6:20	6:21	158 RN	11/6/2006	1441	4268	<	0.0024		64	0.004	
932	FD-10	6:12	6:16	189 RN	11/6/2006	1444	4192	<	0.0024		44	0.005	

Sample Identification								Results						
Location ID		Start Time	End Time	Field Sample ID	Sample Date	Sample Time	Total Volume (L)	Hexavalent Chromium (ug/m^3)		Total Particulate (ug/m^3)		% Cr6	Travelers LWO#
933	FD-9	6:09	6:11	163 RN	11/6/2006	1442	4243	<	0.0024		64	0.004	2006110249 Receipt 11/10/06 Cr6 Anal 11/17/06 Part Anal 11/15/06
934	FD-8	6:00	6:26	168 RN	11/6/2006	1466	4368	<	0.0023		74	0.003	
935	FD-6	6:46	6:54	166 RN	11/6/2006	1448	4322	<	0.0023		83	0.003	
936	FD-4	6:42	6:50	162 RN	11/6/2006	1448	4291	<	0.0024		46	0.005	
937	FD-1	6:02	6:03	153 RN	11/6/2006	1441	4342	<	0.0023		63	0.004	
938	FD-11	6:21	6:16	148 RN	11/7/2006	1435	4238	<	0.0024		37	0.006	
939	FD-10	6:16	6:17	876 RN	11/7/2006	1441	4216	<	0.0024		38	0.006	
940	FD-9	6:11	6:07	161 RN	11/7/2006	1436	4242	<	0.0024		30	0.008	
941	FD-8	6:26	6:21	169 RN	11/7/2006	1435	4176	<	0.0024		30	0.008	
942	FD-6	6:54	6:44	875 RN	11/7/2006	1430	4173	<	0.0024		52	0.005	
943	FD-4	6:50	6:25	149 RN	11/7/2006	1415	4197	<	0.0024		30	0.008	
944	FD-1	6:03	6:02	150 RN	11/7/2006	1439	4359	<	0.0023		45	0.005	
945	FD-11	6:16	6:34	867 RN	11/8/2006	1458	4313	<	0.0023	<	23	0.010	
946	FD-10	6:17	6:28	865 RN	11/8/2006	1451	4420	<	0.0023	<	23	0.010	
947	FD-9	6:07	6:23	874 RN	11/8/2006	1456	4409	<	0.0023	<	23	0.010	
948	FD-8	6:21	6:51	872 RN	11/8/2006	1470	4308	<	0.0024	<	23	0.010	
949	FD-6	6:44	7:12	866 RN	11/8/2006	1468	4228	<	0.0024	<	24	0.010	
950	FD-4	6:25	6:57	864 RN	11/8/2006	1472	4536	<	0.0022	<	22	0.010	
951	FD-1	6:02	6:15	869 RN	11/8/2006	1453	4399	<	0.0023	<	23	0.010	
952	FD-11	6:34	6:18	830 RN	11/9/2006	1424	4223	<	0.0024	<	24	0.010	2006110329 Receipt 11/14/06 Cr6 Anal 11/17/06 Part Anal 11/15/06
953	FD-10	6:28	6:14	862 RN	11/9/2006	1426	4325	<	0.0023	<	23	0.010	
954	FD-9	6:23	6:09	834 RN	11/9/2006	1426	4350	<	0.0023	<	23	0.010	
955	FD-8	9:10	6:23	831 RN	11/9/2006	1273	4001	<	0.0025	<	25	0.010	
956	FD-6	7:12	6:54	852 RN	11/9/2006	1422	3920	<	0.0026	<	26	0.010	
957	FD-4	6:57	6:28	855 RN	11/9/2006	1411	4358	<	0.0023	<	23	0.010	
958	FD-1	6:15	6:05	835 RN	11/9/2006	1430	4300	<	0.0024	<	23	0.010	
959	FD-11	6:18	6:21	841 RN	11/10/2006	4323	12943	<	0.00077		19	0.004	
960	FD-10	6:14	6:16	847 RN	11/10/2006	4322	13184	<	0.00076		28	0.003	
961	FD-9	6:09	6:12	845 RN	11/10/2006	4323	13172		0.00084		29	0.003	
962	FD-8	6:23	6:08	844 RN	11/10/2006	4305	13427	<	0.00074		34	0.002	
963	FD-6	6:54	6:57	848 RN	11/10/2006	4323	12252	<	0.00082		31	0.003	
964	FD-4	6:28	6:43	840 RN	11/10/2006	4335	12902	<	0.00078		17	0.005	
965	FD-1	6:05	6:01	850 RN	11/10/2006	4316	13301	<	0.00075		35	0.002	
966	FD-11	6:21	6:43	829 RN	11/13/2006	1462	4407	<	0.0023	<	23	0.010	
967	FD-10	6:16	6:30	833 RN	11/13/2006	1454	4476	<	0.0022	<	22	0.010	

Sample Identification								Results					
Location ID		Start Time	End Time	Field Sample ID	Sample Date	Sample Time	Total Volume (L)	Hexavalent Chromium (ug/m^3)		Total Particulate (ug/m^3)		% Cr6	Travelers LWO#
968	FD-9	6:12	6:25	843 RN	11/13/2006	1453	4307	<	0.0023	<	23	0.010	2006110449 Receipt 11/17/06 Cr6 Anal 11/29/06 Part Anal 11/21/06
969	FD-8	6:08	6:39	832 RN	11/13/2006	1471	4485	<	0.0022	<	22	0.010	
970	FD-6	6:57	6:55	827 RN	11/13/2006	1438	4245	<	0.0024	<	24	0.010	
971	FD-4	6:43	6:52	842 RN	11/13/2006	1449	4263	<	0.0024	<	23	0.010	
972	FD-1	6:01	6:18	838 RN	11/13/2006	1457	4527	<	0.0022	<	22	0.010	
973	FD-11	6:34	6:24	828 RN	11/14/2006	1430	4321	<	0.00230		27	0.009	
974	FD-10	6:30	6:19	859 RN	11/14/2006	1429	4403	<	0.00230	<	23	0.010	
975	FD-9	6:25	6:14	860 RN	11/14/2006	1429	4246	<	0.00240		28	0.009	
976	FD-6	6:55	7:13	1793 RM	11/14/2006	1458	4128	<	0.00240	<	24	0.010	
977	FD-4	6:52	7:00	1789 RM	11/14/2006	1448	4280	<	0.00230	<	23	0.010	
978	FD-1	6:18	6:09	1785 RM	11/14/2006	1431	4424	<	0.00230		31	0.007	
979	FD-11	6:24	6:30	1799 RM	11/15/2006	1446	4341	<	0.00230		26	0.009	
980	FD-10	6:19	6:31	853 RN	11/15/2006	1452	4407	<	0.0023	<	23	0.010	
981	FD-9	6:14	6:23	1792 RM	11/15/2006	1449	4360	<	0.0023		26	0.009	
982	FD-8	6:31	6:40	1796 RM	11/15/2006	1449	4331	<	0.0023		24	0.010	
983	FD-6	7:13	7:16	1797 RM	11/15/2006	1443	3922	<	0.0026	<	26	0.010	
984	FD-4	7:00	7:06	1801 RM	11/15/2006	1446	4139	<	0.0024		25	0.010	
985	FD-1	6:09	6:20	1802 RM	11/15/2006	1451	4415	<	0.0023		35	0.007	
986	Lab Blank	0:00	0:00	65 RN		0	0						
987	FD-11	6:30	6:30	1755 RM	11/17/2006	4320	13096	<	0.0008	<	8	0.010	2006110726 Receipt 11/28/06 Cr6 Anal 12/6/06 Part Anal 12/4/06
988	FD-10	6:31	6:34	1768 RM	11/17/2006	4312	12711	<	0.0008		8	0.010	
989	FD-9	6:23	6:38	1773 RM	11/17/2006	4301	12480	<	0.0008		10	0.008	
990	FD-8	6:40	6:46	1754 RM	11/17/2006	4312	13016	<	0.0008	<	8	0.010	
991	FD-6	7:16	7:18	1763 RM	11/17/2006	4305	12435	<	0.0008		10	0.008	
992	FD-4	7:06	7:04	1759 RM	11/17/2006	4309	12622	<	0.0008	<	8	0.010	
993	FD-1	6:20	6:43	1765 RM	11/17/2006	4290	13209	<	0.0008		8	0.009	
994	FD-11	6:30	6:30	1770 RM	11/16/2006	1440	4393	<	0.0023	<	23	0.010	
995	FD-10	6:31	6:34	1779 RM	11/16/2006	1443	4335	<	0.0023	<	23	0.010	
996	FD-9	6:23	6:38	1784 RM	11/16/2006	1455	4417	<	0.0023		24	0.010	
997	FD-8	6:40	6:46	170 RM	11/16/2006	1446	4404	<	0.0023	<	23	0.010	
998	FD-6	7:16	7:18	1774 RM	11/16/2006	1442	3975	<	0.0025		29	0.009	
999	FD-4	7:06	7:04	1791 RM	11/16/2006	1438	4133	<	0.0025		27	0.009	
1000	FD-1	6:20	6:43	1776 RM	11/16/2006	1463	4418	<	0.0023		26	0.009	
1001	Trip Blank	0:00	0:00	1740 RM	11/16/2006	0	0						
1002	Field Blank	0:00	0:00	1745 RM	11/17/2006	0	0						

Sample Identification								Results					
Location ID		Start Time	End Time	Field Sample ID	Sample Date	Sample Time	Total Volume (L)	Hexavalent Chromium (ug/m^3)		Total Particulate (ug/m^3)		% Cr6	Travelers LWO#
1003	FD-11	6:30	6:33	1761 RM	11/20/2006	1443	4342	<	0.0023	<	23	0.010	
1004	FD-10	6:26	6:28	1767 RM	11/20/2006	1442	4300	<	0.0023	<	23	0.010	
1005	FD-9	6:19	6:23	1764 RM	11/20/2006	1444	4257	<	0.0024	<	23	0.010	2006110595
1006	FD-8	6:38	6:37	1753 RM	11/20/2006	1439	4347	<	0.0023	<	23	0.010	Receipt 11/22/06
1007	FD-6	7:03	6:55	1762 RM	11/20/2006	1432	4174		0.0045		29	0.016	Cr6 Anal 11/29/06
1008	FD-4	6:53	6:43	1781 RM	11/20/2006	1430	4123	<	0.0024	<	24	0.010	Part Anal 11/27/06
1009	FD-1	6:13	6:15	1758 RM	11/20/2006	1442	4478	<	0.0022	<	22	0.010	
1010	Trip Blank	0:00	0:00	1750 RM	11/20/2006	0	0	<		<			
1011	FD-11	6:33	6:26	1741 RM	11/21/2006	1447	4449	<	0.0023	<	22	0.010	
1012	FD-10	6:28	6:22	1734 RM	11/21/2006	1446	4381	<	0.0023	<	23	0.010	
1013	FD-9	6:23	6:16	1738 RM	11/21/2006	1447	4557	<	0.0022	<	22	0.010	
1014	FD-8	6:37	6:32	1737 RM	11/21/2006	1445	4380	<	0.0023		23	0.010	
1015	FD-6	6:55	6:56	1743 RM	11/21/2006	1441	4160		0.0026		28	0.009	
1016	FD-4	6:43	6:39	1757 RM	11/21/2006	1444	4162	<	0.0024	<	24	0.010	
1017	FD-1	6:15	6:10	1735 RM	11/21/2006	1445	4508	<	0.0022	<	22	0.010	
1018	FD-11	6:26	12:15	1756 RM	11/22/2006	3229	9774	<	0.00102	<	10	0.010	
1019	FD-10	6:22	12:23	1752 RM	11/22/2006	3241	9811	<	0.00102		11	0.009	
1020	FD-9	6:16	12:35	1749 RM	11/22/2006	3259	10032	<	0.00100	<	10	0.010	2006110740
1021	FD-4	6:39	13:15	1728 RM	11/22/2006	3276	9596	<	0.00110	<	10	0.011	Receipt 11/29/06
1022	FD-1	6:10	13:00	1748 RM	11/22/2006	3290	10307	<	0.00098	<	10	0.010	Cr6 Anal 12/5/06
1023	Field Blank			1244 RN									Part Anal 12/4/06
1024	Trip Blank			1241 RN									
1025	FD-11	12:15	6:03	1363 RN	11/24/2006	3948	4449	<	0.0023		81	0.003	
1026	FD-10	12:23	6:08	1362 RN	11/24/2006	3945	4381	<	0.0023		82	0.003	
1027	FD-9	12:35	6:18	1361 RN	11/24/2006	3943	4557	<	0.0022		83	0.003	
1028	FD-8	12:30	6:24	1360 RN	11/24/2006	3954	4380	<	0.0023		88	0.003	
1029	FD-6	13:25	7:23	1358 RN	11/24/2006	3958	4160	<	0.0024		91	0.003	
1030	FD-4	13:15	6:28	1356 RN	11/24/2006	3913	4162	<	0.0024		75	0.003	
1031	FD-1	13:00	6:13	1355 RN	11/24/2006	3913	4508	<	0.0022		94	0.002	
1032	Lab Blank	0:00	0:00	241 RM		0	0						
1033	FD-11	6:03	6:08	1383 RM	11/27/2006	1445	4475	<	0.0023		76	0.003	
1034	FD-10	6:08	6:13	1382 RM	11/27/2006	1445	4469	<	0.0023		65	0.004	
1035	FD-9	6:18	6:21	1381 RM	11/27/2006	1443	4397	<	0.0023		67	0.003	
1036	FD-8	6:24	6:26	1337 RM	11/27/2006	1442	4372	<	0.0023		74	0.003	
1037	FD-6	7:23	7:08	1319 RM	11/27/2006	1425	4207	<	0.0024		84	0.003	

Sample Identification								Results						
Location ID		Start Time	End Time	Field Sample ID	Sample Date	Sample Time	Total Volume (L)	Hexavalent Chromium (ug/m^3)		Total Particulate (ug/m^3)		% Cr6	Travelers LWO#
1038	FD-4	6:28	7:00	1318 RM	11/27/2006	1472	4231	<	0.0024		59	0.004	2006120015 Receipt 12/1/06 Cr6 Anal 12/8/06 Part Anal 12/8/06
1039	FD-1	6:13	6:18	1316 RM	11/27/2006	1445	4548	<	0.0022		72	0.003	
1040	FD-11	6:08	6:14	1385 RM	11/28/2006	1446	4479	<	0.0023		62	0.004	
1041	FD-10	6:13	6:18	1384 RM	11/28/2006	1445	4479	<	0.0023		57	0.004	
1042	FD-9	6:21	6:25	1364 RM	11/28/2006	1444	4318	<	0.0024		71	0.003	
1043	FD-8	6:26	6:30	1359 RM	11/28/2006	1444	4290	<	0.0024		72	0.003	
1044	FD-6	7:08	7:04	1357 RM	11/28/2006	1436	4257	<	0.0024		78	0.003	
1045	FD-4	7:00	6:52	1354 RM	11/28/2006	1432	4129	<	0.0025		65	0.004	
1046	FD-1	6:18	6:22	1353 RM	11/28/2006	1444	4472	<	0.0023		78	0.003	
1047	FD-11	6:14	6:12	1238 RN	11/29/2006	1438	4373	<	0.0023		67	0.003	
1048	FD-10	6:18	6:17	1237 RN	11/29/2006	1439	4304	<	0.0024		56	0.004	
1049	FD-9	6:25	6:24	1236 RN	11/29/2006	1439	4210	<	0.0024		60	0.004	
1050	FD-8	6:30	6:29	1235 RN	11/29/2006	1439	4286	<	0.0024		43	0.006	
1051	FD-6	7:04	7:13	1234 RN	11/29/2006	1449	4213	<	0.0024		74	0.003	
1052	FD-4	6:52	7:00	1233 RN	11/29/2006	1448	4291	<	0.0024		53	0.005	
1053	FD-1	6:22	6:20	1232 RN	11/29/2006	1438	4320	<	0.0024		83	0.003	
1054	FD-11	6:12	6:10	1252 RN	11/30/2006	1438	4296	<	0.0024		41	0.006	2006120154 Receipt 12/6/06 Cr6 Anal 12/14/06 Part Anal 12/7/06
1055	FD-10	6:17	6:14	1251 RN	11/30/2006	1437	4277	<	0.0024	<	23	0.010	
1056	FD-9	6:24	6:21	1250 RN	11/30/2006	1437	4189	<	0.0024		25	0.010	
1057	FD-8	6:29	6:27	1249 RN	11/30/2006	1438	4341	<	0.0023		27	0.009	
1058	FD-6	7:13	7:00	1242 RN	11/30/2006	1427	4112	<	0.0025		35	0.007	
1059	FD-4	7:00	6:54	1240 RN	11/30/2006	1434	4223	<	0.0024		31	0.008	
1060	FD-1	6:20	6:17	1239 RN	11/30/2006	1437	4221	<	0.0024		26	0.009	
1061	FD-11	6:10	6:11	1332 RN	12/1/2006	4321	12866	<	0.00079		13	0.006	2006120154 Receipt 12/6/06 Cr6 Anal 12/14/06 Part Anal 12/7/06
1062	FD-10	6:14	6:15	1331 RN	12/1/2006	4321	13061	<	0.00078		12	0.007	
1063	FD-9	6:21	6:23	1330 RN	12/1/2006	4322	12820	<	0.00079		14	0.006	
1064	FD-8	6:27	6:28	1329 RN	12/1/2006	4321	13015	<	0.00078		12	0.007	
1065	FD-6	7:00	7:11	1328 RN	12/1/2006	4331	12424		0.00270		19	0.014	
1066	FD-4	6:54	7:00	1327 RN	12/1/2006	4326	12542	<	0.00081		13	0.006	
1067	FD-1	6:17	6:20	1326 RN	12/1/2006	4323	12651	<	0.00080		16	0.005	
1068	Field Blank	0:00	0:00	1317 RN	12/1/2006	0	0						
1069	Trip Blank	0:00	0:00	1320 RN	12/1/2006	0	0						
1070	FD-11	6:11	6:10	1315 RN	12/4/2006	1439	4420	<	0.0023	<	23	0.010	
1071	FD-10	6:15	6:14	1314 RN	12/4/2006	1439	4457	<	0.0023	<	22	0.010	
1072	FD-9	6:23	6:02	1313 RN	12/4/2006	1419	4408	<	0.0023	<	23	0.010	

Sample Identification								Results					
Location ID		Start Time	End Time	Field Sample ID	Sample Date	Sample Time	Total Volume (L)	Hexavalent Chromium (ug/m^3)		Total Particulate (ug/m^3)		% Cr6	Travelers LWO#
1073	FD-8	6:28	6:30	1312 RN	12/4/2006	1442	4419	<	0.0023	<	23	0.010	2006120244 Receipt 12/8/06 Cr6 Anal 12/20/06 Part Anal 12/13/06
1074	FD-6	7:11	6:45	1311 RN	12/4/2006	1414	4145	<	0.0024	<	24	0.010	
1075	FD-4	7:00	6:40	1310 RN	12/4/2006	1420	4182	<	0.0024	<	24	0.010	
1076	FD-1	6:20	6:17	1309 RN	12/4/2006	1437	4332	<	0.0023		37	0.006	
1077	FD-11	6:10	6:15	1370 RN	12/5/2006	1445	4513	<	0.0022		40	0.006	
1078	FD-10	6:14	6:20	1336 RN	12/5/2006	1446	4499	<	0.0023		31	0.007	
1079	FD-9	6:02	6:25	1377 RN	12/5/2006	1463	4629	<	0.0022	<	22	0.010	
1080	FD-8	6:30	6:30	1344 RN	12/5/2006	1440	4454	<	0.0023		39	0.006	
1081	FD-6	6:45	7:10	1324 RN	12/5/2006	1465	4471		0.0140		82	0.017	
1082	FD-4	6:40	7:02	1334 RN	12/5/2006	1462	4266	<	0.0024		49	0.005	
1083	FD-1	6:17	6:22	1335 RN	12/5/2006	1445	4514	<	0.0022		28	0.008	
1084	FD-11	6:15	6:13	1401 RN	12/6/2006	1438	4418	<	0.0023		35	0.007	
1085	FD-10	6:20	6:20	1400 RN	12/6/2006	1440	4331	<	0.0023		26	0.009	
1086	FD-9	6:25	6:27	1399 RN	12/6/2006	1442	4423	<	0.0023		32	0.007	
1087	FD-8	6:30	6:32	1398 RN	12/6/2006	1442	4336	<	0.0023	<	23	0.010	
1088	FD-6	7:10	7:08	1380 RN	12/6/2006	1438	4290		0.0025		37	0.007	
1089	FD-4	7:02	6:58	1379 RN	12/6/2006	1436	4148	<	0.0024		28	0.009	
1090	FD-1	6:22	6:23	1378 RN	12/6/2006	1441	4559	<	0.0022		30	0.007	
1091	FD-11	6:13	6:13	1376 RN	12/7/2006	1440	4371	<	0.0023		71	0.003	2006120310 Receipt 12/12/06 Cr6 Anal 12/20/06 Part Anal 12/14/06
1092	FD-10	6:20	6:18	1375 RN	12/7/2006	1438	4329	<	0.0023		47	0.005	
1093	FD-9	6:27	6:27	1369 RN	12/7/2006	1440	4354	<	0.0023		51	0.005	
1094	FD-8	6:32	6:35	1368 RN	12/7/2006	1443	4302	<	0.0024		42	0.006	
1095	FD-6	7:08	7:12	1365 RN	12/7/2006	1444	4149		0.0140		130	0.011	
1096	FD-4	6:58	7:00	1352 RN	12/7/2006	1442	4216	<	0.0024		30	0.008	
1097	FD-1	6:23	6:23	1351 RN	12/7/2006	1440	4532	<	0.0022		61	0.004	
1098	FD-11	6:13	6:12	1996 RN	12/8/2006	4319	13272	<	0.00076		36	0.002	
1099	FD-10	6:18	6:16	1995 RN	12/8/2006	4318	13088	<	0.00078		23	0.003	
1100	FD-9	6:27	6:23	1994 RN	12/8/2006	4316	13093	<	0.00078		37	0.002	
1101	FD-8	6:35	6:30	1993 RN	12/8/2006	4315	13070	<	0.00078		21	0.004	
1102	FD-6	7:12	15:04	1992 RN	12/8/2006	472	1363		0.10000		330	0.030	
1103	FD-4	7:00	7:08	1991 RN	12/8/2006	4328	12611	<	0.00081		19	0.004	
1104	FD-1	6:23	7:00	1990 RN	12/8/2006	4357	13918	<	0.00097		40	0.002	
1105	Field Blank	0:00	0:00	2021 RN	12/7/2006	0	0						
1106	Trip Blank	0:00	0:00	2022 RN	12/8/2006	0	0						
1107	FD-11	6:12	6:15	2009 RN	12/11/2006	1443	4528	<	0.0023		41	0.006	

Honeywell

Sample Identification								Results						
Location ID		Start Time	End Time	Field Sample ID	Sample Date	Sample Time	Total Volume (L)	Hexavalent Chromium (ug/m^3)		Total Particulate (ug/m^3)		% Cr6	Travelers LWO#
1108	FD-10	6:16	6:18	2008 RN	12/11/2006	1442	4365	<	0.0023		34	0.007	2006120414 Receipt 12/15/06 Cr6 Anal 12/22/06 Part Anal 12/18/06
1109	FD-9	6:23	6:25	2007 RN	12/11/2006	1442	4383	<	0.0023		45	0.005	
1110	FD-8	6:30	6:30	2006 RN	12/11/2006	1440	4367	<	0.0023		45	0.005	
1111	FD-6	7:08	7:15	2005 RN	12/11/2006	1447	4165	<	0.0025		48	0.005	
1112	FD-4	7:00	7:00	2004 RN	12/11/2006	1440	4208	<	0.0024		44	0.005	
1113	FD-1	6:20	6:22	2003 RN	12/11/2006	1442	4558	<	0.0022		48	0.005	
1114	FD-11	6:15	6:16	2027 RN	12/12/2006	1441	4388	<	0.0023		31	0.007	
1115	FD-10	6:18	6:19	2026 RN	12/12/2006	1441	4359	<	0.0023	<	23	0.010	
1116	FD-9	6:25	6:29	2023 RN	12/12/2006	1444	4405		0.0027		24	0.011	
1117	FD-8	6:30	6:35	2020 RN	12/12/2006	1445	4406	<	0.0023		27	0.009	
1118	FD-6	7:15	7:06	2019 RN	12/12/2006	1431	4134	<	0.0025		31	0.008	
1119	FD-4	7:00	6:58	2018 RN	12/12/2006	1438	4094	<	0.0025		27	0.009	
1120	FD-1	6:22	6:24	2011 RN	12/12/2006	1442	4387	<	0.0023		47	0.005	
1121	FD-11	6:16	6:15	2037 RN	12/13/2006	1439	4238	<	0.0024	<	24	0.010	
1122	FD-10	6:19	6:19	1978 RN	12/13/2006	1440	4298	<	0.0024	<	23	0.010	
1123	FD-9	6:29	6:27	1977 RN	12/13/2006	1438	4256	<	0.0024		24	0.010	
1124	FD-8	6:35	6:35	1976 RN	12/13/2006	1440	4291	<	0.0024	<	23	0.010	
1125	FD-6	7:06	7:07	1975 RN	12/13/2006	1441	4129	<	0.0025		27	0.009	
1126	FD-4	6:58	7:02	1974 RN	12/13/2006	1444	3954	<	0.0026	<	25	0.010	
1127	FD-1	6:24	6:23	1973 RN	12/13/2006	1439	4349	<	0.0024		25	0.010	
1128	FD-11	6:15	6:15	1956 RN	12/14/2006	1440	4265	<	0.0024		43	0.006	2006120636 Receipt 12/20/06 Cr6 Anal 12/28/06 Part Anal 12/21/06
1129	FD-10	6:19	6:19	1955 RN	12/14/2006	1440	4294	<	0.0024		42	0.006	
1130	FD-9	6:27	6:27	1954 RN	12/14/2006	1440	4230	<	0.0024		46	0.005	
1131	FD-8	6:35	6:33	1953 RN	12/14/2006	1438	4196	<	0.0024		45	0.005	
1132	FD-6	7:07	7:05	1952 RN	12/14/2006	1438	4130	<	0.0025		49	0.005	
1133	FD-4	7:02	6:59	1951 RN	12/14/2006	1437	3883	<	0.0026		46	0.006	
1134	FD-1	6:23	6:22	1950 RN	12/14/2006	1439	4265	<	0.0024		52	0.005	
1135	FD-11	6:15	6:00	1966 RN	12/15/2006	4305	12859		0.0012		27	0.004	
1136	FD-10	6:19	6:04	1965 RN	12/15/2006	4305	13037	<	0.00079		29	0.003	
1137	FD-9	6:27	6:10	1964 RN	12/15/2006	4303	12960	<	0.00079		33	0.002	
1138	FD-8	6:33	6:14	1963 RN	12/15/2006	4301	12397	<	0.00083		37	0.002	
1139	FD-6	7:05	6:45	1962 RN	12/15/2006	4300	12733	<	0.00080	<	8	0.010	
1140	FD-4	6:59	6:30	1961 RN	12/15/2006	4291	11709	<	0.00087		30	0.003	
1141	FD-1	6:22	6:06	1960 RN	12/15/2006	4304	12484	<	0.00082		34	0.002	
1142	FD-11	6:00	5:45	1969 RN	12/18/2006	1425	4272	<	0.0024		37	0.006	

Sample Identification								Results						
Location ID		Start Time	End Time	Field Sample ID	Sample Date	Sample Time	Total Volume (L)	Hexavalent Chromium (ug/m^3)		Total Particulate (ug/m^3)		% Cr6	Travelers LWO#
1143	FD-10	6:04	5:49	1967 RN	12/18/2006	1425	4290	<	0.0024		29	0.008	
1144	FD-9	6:10	6:02	1946 RN	12/18/2006	1432	4273	<	0.0024		26	0.009	
1145	FD-8	6:14	6:06	1968 RN	12/18/2006	1432	4147	<	0.0025		51	0.005	
1146	FD-6	6:45	6:37	1947 RN	12/18/2006	1432	4176	<	0.0025	<	24	0.010	
1147	FD-4	6:30	6:30	1983 RN	12/18/2006	1440	4059	<	0.0025		36	0.007	
1148	FD-1	6:06	5:54	1948 RN	12/18/2006	1428	4303	<	0.0024		33	0.007	
1149	FD-11	5:45	6:05	2566 RN	12/19/2006	1460	4285	<	0.0024	<	23	0.010	
1150	FD-10	5:49	6:09	2567 RN	12/19/2006	1460	4303	<	0.0024	<	23	0.010	
1151	FD-9	6:02	6:17	2568 RN	12/19/2006	1455	4330	<	0.0024	<	23	0.010	
1152	FD-8	6:06	6:23	2569 RN	12/19/2006	1457	4339	<	0.0024		26	0.009	2006120726
1153	FD-6	6:37	6:55	2570 RN	12/19/2006	1458	4195		0.0068		51	0.013	Receipt 12/22/06
1154	FD-4	6:30	6:50	2571 RN	12/19/2006	1460	4166	<	0.0025	<	24	0.010	Cr6 Anal 1/2/07
1155	FD-1	5:54	6:14	2572 RN	12/19/2006	1460	4487	<	0.0023	<	22	0.010	Part Anal 12/28/06
1156	FD-11	6:05	5:40	2574 RN	12/20/2006	1415	4167	<	0.0025		36	0.007	
1157	FD-10	6:09	5:45	2575 RN	12/20/2006	1416	4154	<	0.0025		36	0.007	
1158	FD-9	6:17	5:59	2576 RN	12/20/2006	1422	4213	<	0.0024		38	0.006	
1159	FD-8	6:23	6:03	2577 RN	12/20/2006	1420	4189	<	0.0024		63	0.004	
1160	FD-6	6:55	6:34	2578 RN	12/20/2006	1419	4041	<	0.0025		46	0.005	
1161	FD-4	6:50	6:08	2579 RN	12/20/2006	1398	4003	<	0.0026		28	0.009	
1162	FD-1	6:14	5:50	2580 RN	12/20/2006	1416	4202	<	0.0024		37	0.006	
1163	Field Blank	0:00	0:00	2548 RN	12/18/2006	0	0						
1164	Field Blank	0:00	0:00	2545 RN	12/19/2006	0	0						
1165	Trip Blank	0:00	0:00	2544 RN	12/20/2006	0	0						
1166	FD-11	5:40	6:10	2581 RN	12/21/2006	1470	4399	<	0.0023		45	0.005	
1167	FD-10	5:45	6:14	2582 RN	12/21/2006	1469	4413	<	0.0023		39	0.006	
1168	FD-9	5:59	6:23	2583 RN	12/21/2006	1464	4290	<	0.0024		46	0.005	
1169	FD-8	6:03	6:28	2584 RN	12/21/2006	1465	4341	<	0.0024		58	0.004	
1170	FD-6	6:34	7:08	2585 RN	12/21/2006	1474	4181	<	0.0025		51	0.005	
1171	FD-4	6:08	6:55	2586 RN	12/21/2006	1487	4280	<	0.0024		38	0.006	2006120787
1172	FD-1	5:50	6:20	2587 RN	12/21/2006	1470	4355	<	0.0024		48	0.005	Receipt 12/27/06
1173	FD-11	6:10	6:03	2556 RN	12/22/2006	5753	17005	<	0.00059		14	0.004	Cr6 Anal 1/2/07
1174	FD-9	6:23	6:21	2554 RN	12/22/2006	5758	16972	<	0.00059		14	0.004	Part Anal 12/28/06
1175	FD-8	6:28	6:27	2553 RN	12/22/2006	5759	16849	<	0.00059		15	0.004	
1176	FD-6	7:08	7:15	2552 RN	12/22/2006	5767	16283		0.00111		14	0.008	
1177	FD-4	6:55	7:00	2551 RN	12/22/2006	5765	16423	<	0.00061		13	0.005	

Sample Identification								Results					
Location ID		Start Time	End Time	Field Sample ID	Sample Date	Sample Time	Total Volume (L)	Hexavalent Chromium (ug/m^3)		Total Particulate (ug/m^3)		% Cr6	Travelers LWO#
1178	FD-1	6:20	6:17	2550 RN	12/22/2006	5757	17253	<	0.00058		15	0.004	
1179	FD-11	6:03	6:09	2565 RN	12/26/2006	1446	4284	<	0.0024	<	23	0.010	2006120870 Receipt 12/29/06 Cr6 Anal 1/3/07 Part Anal 1/2/07
1180	FD-10	6:10	6:13	2564 RN	12/26/2006	1443	3968	<	0.0026	<	25	0.010	
1181	FD-9	6:21	6:21	2563 RN	12/26/2006	1440	4242	<	0.0024	<	24	0.010	
1182	FD-8	6:27	6:27	2562 RN	12/26/2006	1440	4131	<	0.0025	<	24	0.010	
1183	FD-6	7:15	7:06	2561 RN	12/26/2006	1431	4023	<	0.0025	<	25	0.010	
1184	FD-4	7:00	6:56	2560 RN	12/26/2006	1436	3995	<	0.0026	<	25	0.010	
1185	FD-1	6:17	6:17	2559 RN	12/26/2006	1440	4253	<	0.0024	<	24	0.010	
1186	FD-11	6:09	6:12	2537 RN	12/27/2006	1443	4257	<	0.0024	<	23	0.010	
1187	FD-10	6:13	6:17	2536 RN	12/27/2006	1444	3859	<	0.0027	<	26	0.010	
1188	FD-9	6:21	6:28	2535 RN	12/27/2006	1447	4275	<	0.0024	<	23	0.010	
1189	FD-8	6:27	6:32	2534 RN	12/27/2006	1445	4245	<	0.0024	<	24	0.010	
1190	FD-6	7:06	7:10	2533 RN	12/27/2006	1444	4074		0.0053		41	0.013	
1191	FD-4	6:56	6:56	2532 RN	12/27/2006	1440	3909	<	0.0026	<	26	0.010	
1192	FD-1	6:17	6:22	2531 RN	12/27/2006	1445	4196	<	0.0024	<	24	0.010	
1193	FD-11	6:12	6:07	2530 RN	12/28/2006	1435	4202	<	0.0024		32	0.008	2007010034 Receipt 1/3/07 Cr6 Anal 1/5/07 Part Anal 1/4/07
1194	FD-10	6:17	6:12	2529 RN	12/28/2006	1435	4021	<	0.0025		27	0.009	
1195	FD-9	6:28	6:20	2524 RN	12/28/2006	1432	4243	<	0.0024		34	0.007	
1196	FD-8	6:32	6:25	2527 RN	12/28/2006	1433	4180	<	0.0024		31	0.008	
1197	FD-6	7:10	7:01	2526 RN	12/28/2006	1431	3977	<	0.0026		36	0.007	
1198	FD-4	6:56	6:53	2525 RN	12/28/2006	1437	3987	<	0.0026		30	0.009	
1199	FD-1	6:22	6:16	2528 RN	12/28/2006	1434	4119	<	0.0025		30	0.008	
1200	FD-11	6:07	6:28	2497 RN	12/29/2006	5781	17269	<	0.00059		15	0.004	
1201	FD-10	6:12	6:23	2496 RN	12/29/2006	5771	16381	<	0.00062		15	0.004	
1202	FD-9	6:20	6:18	2495 RN	12/29/2006	5758	16750	<	0.00061		19	0.003	
1203	FD-8	6:25	6:33	2494 RN	12/29/2006	5768	16921	<	0.00060		18	0.003	
1204	FD-6	7:01	6:50	2493 RN	12/29/2006	5749	16458	<	0.00062		22	0.003	
1205	FD-4	6:53	6:38	2492 RN	12/29/2006	5745	16435	<	0.00062		16	0.004	
1206	FD-1	6:16	6:12	2491 RN	12/29/2006	5756	16741	<	0.00061		21	0.003	
1207	Field Blank	0:00	0:00	2511 RN	12/29/2006	0	0						
1208	Trip Blank	0:00	0:00	2512 RN	12/29/2006	0	0						

Honeywell

SA-7 Site
Jersey City, NJ

Hexavalent Chromium
Air Sampling Results
Fixed Devices

2007

How many Fixed Device samples were taken this year?	1763
How many samples contained any detectable amount of hexavalent chromium?	514
How many samples contained ≥ than 5.0* micrograms of hexavalent chromium per cubic meter (ug/m^3)?	0
What was the highest level of hexavelent chromium detected in all samples?	0.010 ug/m^3

** OSHA PEL for Hexavalent Chromium is 5.0 ug/m^3*

Honeywell SA-7 2007 Fixed Devices - Number of samples per concentration range

CrVI Concentration in ug/m^3	Number of samples	Line #
=/<	1249	7 1257
0.0010	43	1301
0.0018	101	1402
0.0031	152	1554
0.0054	171	1725
0.0094	44	1769
0.0164	3	1774
0.0287	0	1775
0.0503	0	1775
0.0880	0	1775
0.1539	0	1775
0.2694	0	1775
0.4714	0	1775
0.8250	0	1775
1.4438	0	1775
2.5266	0	1775
4.4215	0	1775
7.7376	0	1775
	514	

1785 Samples
17 blanks
2 Other Samples
1763 Samples
1249 <
3 no results
514 CrVI positive samples

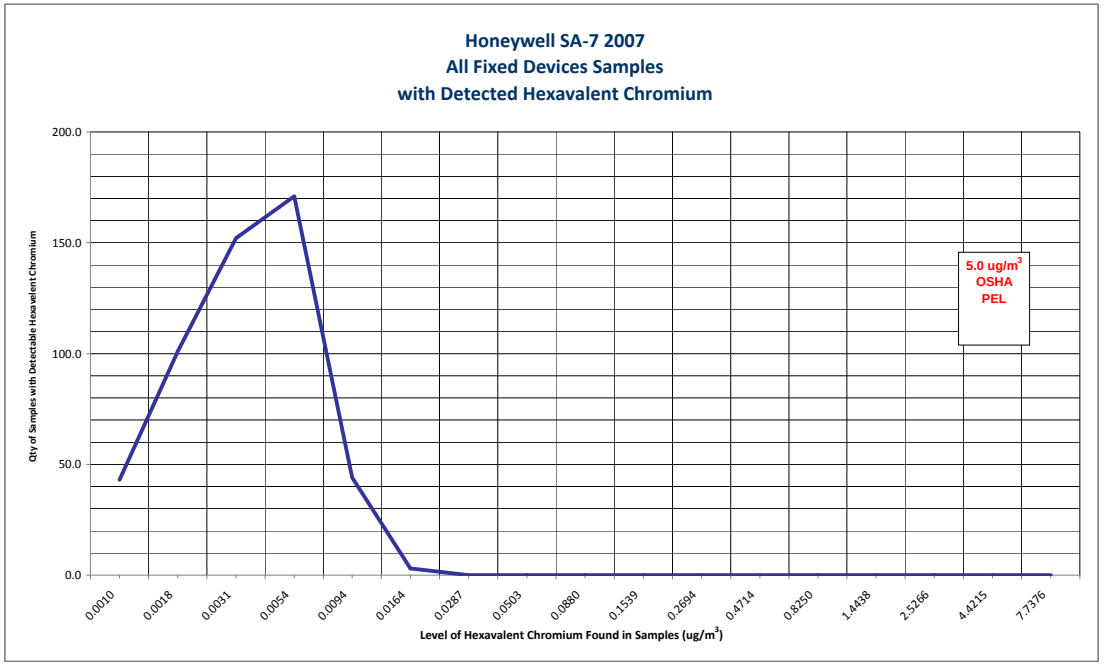

Honeywell SA-7 2007 Statistics for Fixed Devices	
Metric	**Perimeter Air Sampling Results for Detectable CrVI (µg/m3)**
Number of Filters Submitted	**1785**
Number of Blank Filters	**17**
Number of other filters	**5**
# of FD Samples	**1763**
# of FD Below Detectable Limits	1249
# of Detectable Samples	**514**
Percent Detectable	**29%**
Minimum Detectable Value	**0.0006**
10th Percentile	0.0011
20th Percentile	0.0014
30th Percentile	0.0020
Mean Detectable Value	**0.0031**
Median Detectable Value	**0.0028**
70th Percentile	0.0036
80th Percentile	0.0041
90th Percentile	0.0052
95th Percentile	**0.0064**
Maximum Detectable Value	**0.0100**
OSHA PEL	**5.0**

Sample Identification											Results						
	Location ID	Start Time	End Time	Field Sample ID	Sample Date	Sample Time	Filter #	Sampling Time (Min)	Avg Flow Rate (mlPM)	Total Volume (L)	Hexavalent Chromium (ug)		(ug/m3)	Total Particulate (ug)		(ug/m3)	LWO #
1	FD-11	6:28	6:18		1/2/2007		2504 RN	1430		4315	<	0.010	0.0024	<	100	23	
2	FD-10	6:23	6:15		1/2/2007		2503 RN	1432		4086	<	0.010	0.0025	<	100	24	
3	FD-9	6:18	6:10		1/2/2007		2502 RN	1432		4189	<	0.010	0.0024	<	100	24	
4	FD-8	6:33	6:22		1/2/2007		2501 RN	1429		4332	<	0.010	0.0023	<	100	23	
5	FD-6	6:50	6:35		1/2/2007		2500 RN	1425		4170	<	0.010	0.0024	<	100	24	
6	FD-4	6:38	6:44		1/2/2007		2499 RN	1446		4204	<	0.010	0.0024	<	100	24	
7	FD-1	6:12	6:02		1/2/2007		2498 RN	1430		4241	<	0.010	0.0024	<	100	24	2007010125
8	FD-11	6:18	5:40		1/3/2007		2458 RN	1402		4364	<	0.010	0.0023		120	29	Receipt 1/5/07 Cr6
9	FD-10	6:15	5:45		1/3/2007		2515 RN	1410		4101	<	0.010	0.0025	<	100	24	Anal 1/9/07 Part
10	FD-9	6:10	5:50		1/3/2007		2467 RN	1420		4282	<	0.010	0.0024	<	100	23	Anal 1/8/07
11	FD-8	6:22	5:54		1/3/2007		2468 RN	1412		4309	<	0.010	0.0024		120	28	
12	FD-6	6:35	6:23		1/3/2007		2513 RN	1428		4159	<	0.010	0.0024	<	100	24	
13	FD-4	6:44	6:15		1/3/2007		2469 RN	1411		4095	<	0.010	0.0025		120	30	
14	FD-1	6:02	5:50		1/3/2007		2514 RN	1428		4293	<	0.010	0.0024	<	100	23	
15	Field Blank	0:00	0:00		1/2/2007		2484 RN	0		0		0.010			100		
16	Trip Blank	0:00	0:00		1/3/2007		2483 RN	0		0		0.010			100		
17	FD-11	5:40	5:40		1/4/2007		2470 RN	1440		4467	<	0.010	0.0023		190	42	
18	FD-10	5:45	5:44		1/4/2007		2471 RN	1439		4287	<	0.010	0.0024		160	37	
19	FD-9	5:50	5:53		1/4/2007		2472 RN	1443		4406	<	0.010	0.0023		180	41	
20	FD-8	5:54	6:10		1/4/2007		2473 RN	1456		4391	<	0.010	0.0023		200	44	
21	FD-6	6:23	6:40		1/4/2007		2474 RN	1457		4287	<	0.010	0.0024		220	50	
22	FD-4	6:15	6:30		1/4/2007		2475 RN	1455		4071	<	0.010	0.0025		150	37	
23	FD-1	5:50	5:50		1/4/2007		2476 RN	1440		4409	<	0.010	0.0023		170	39	2007010226
24	FD-11	5:40	6:00		1/5/2007		2485 RN	4340		12942	<	0.010	0.00079		160	12	Receipt 1/9/07 Cr6
25	FD-10	5:44	6:03		1/5/2007		2486 RN	4339		12523	<	0.010	0.00081		160	13	Anal 1/11/07 Part
26	FD-9	5:53	6:09		1/5/2007		2487 RN	4336		12979	<	0.010	0.00078		150	12	Anal 1/10/07
27	FD-8	6:10	6:13		1/5/2007		2488 RN	4323		12885	<	0.010	0.00079		130	10	
28	FD-6	6:40	6:50		1/5/2007		2489 RN	4330		12714	<	0.010	0.00080		160	13	
29	FD-4	6:30	6:35		1/5/2007		2490 RN	4325		11878	<	0.010	0.00086	<	100	8.4	
30	FD-1	5:50	6:06		1/5/2007		2439 RN	4336		13494	<	0.010	0.00075		220	16	
31	Field Blank	0:00	0:00		1/4/2007		2447 RN	0		0		0.010			100		
32	Trip Blank	0:00	0:00		1/5/2007		2448 RN	0		0		0.010			100		
33	FD-11	6:00	6:00		1/8/2007		2440 RN	1440		4298	<	0.010	0.0024	<	100	23	
34	FD-10	6:03	6:05		1/8/2007		2441 RN	1442		4080	<	0.010	0.0025	<	100	25	
35	FD-9	6:09	6:12		1/8/2007		2442 RN	1443		4259	<	0.010	0.0024	<	100	23	
36	FD-8	6:13	6:15		1/8/2007		2443 RN	1442		4269	<	0.010	0.0024	<	100	23	
37	FD-6	6:50	6:45		1/8/2007		2444 RN	1435		4158	<	0.010	0.0024	<	100	24	
38	FD-4	6:35	6:32		1/8/2007		2445 RN	1437		3936	<	0.010	0.0026	<	100	25	
39	FD-1	6:06	6:10		1/8/2007		2446 RN	1444		4474	<	0.010	0.0023	<	100	22	
40	FD-11	6:00	6:00		1/9/2007		2449 RN	1440		4378	<	0.010	0.0023	<	100	23	
41	FD-10	6:05	6:04		1/9/2007		2450 RN	1439		4129	<	0.010	0.0025	<	100	24	
42	FD-9	6:12	6:13		1/9/2007		2451 RN	1441		4314	<	0.010	0.0024	<	100	23	
43	FD-8	6:15	6:18		1/9/2007		2452 RN	1443		4240	<	0.010	0.0024	<	100	24	2007010325
44	FD-6	6:45	7:00		1/9/2007		2453 RN	1455		4240	<	0.010	0.0024		240	57	Receipt 1/12/07
45	FD-4	6:32	6:50		1/9/2007		2454 RN	1458		4123	<	0.010	0.0025	<	100	24	Cr6 Anal 1/16/07
46	FD-1	6:10	6:09		1/9/2007		2455 RN	1439		4364	<	0.010	0.0023	<	100	23	Part Anal 1/16/07
47	FD-11	6:00	6:10		1/10/2007		2889 RN	1450		4413	<	0.010	0.0023		110	24	
48	FD-10	6:04	6:14		1/10/2007		2890 RN	1450		4136	<	0.010	0.0025	<	100	24	
49	FD-9	6:13	6:23		1/10/2007		2891 RN	1450		4371	<	0.010	0.0023	<	100	23	
50	FD-8	6:18	6:30		1/10/2007		2892 RN	1452		4383	<	0.010	0.0023	<	100	23	

Sample Identification											Results						
	Location ID	Start Time	End Time	Field Sample ID	Sample Date	Sample Time	Filter #	Sampling Time (Min)	Avg Flow Rate (mlPM)	Total Volume (L)	Hexavalent Chromium (ug)		(ug/m3)	Total Particulate (ug)		(ug/m3)	LWO #
51	FD-6	7:00	6:59		1/10/2007		2893 RN	1439		4155		0.016	0.0038		180	43	
52	FD-4	6:50	6:50		1/10/2007		2894 RN	1440		4325	<	0.010	0.0023	<	100	23	
53	FD-1	6:09	6:19		1/10/2007		2895 RN	1450		4392	<	0.010	0.0023		150	34	
54	Field Blank	0:00	0:00		1/8/2007		2911 RN	0		0		0.010			100		
55	Field Blank	0:00	0:00		1/9/2007		2912 RN	0		0		0.010			100		
56	Trip Blank	0:00	0:00		1/10/2007		2459 RN	0		0		0.010			100		
57	FD-11	6:10	6:10		1/11/2007		2896 RN	1440		4416	<	0.010	0.0023	<	100	23	
58	FD-10	6:14	6:14		1/11/2007		2897 RN	1440		4118	<	0.010	0.0025	<	100	24	
59	FD-9	6:23	6:20		1/11/2007		2898 RN	1437		4284	<	0.010	0.0024		110	25	
60	FD-8	6:30	6:25		1/11/2007		2899 RN	1435		4206	<	0.010	0.0024	<	100	24	
61	FD-6	6:59	7:00		1/11/2007		2900 RN	1441		4088	<	0.010	0.0025		150	36	
62	FD-4	6:50	6:45		1/11/2007		2901 RN	1435		4105	<	0.010	0.0025	<	100	24	2007010403
63	FD-1	6:19	6:18		1/11/2007		2902 RN	1439		4352	<	0.010	0.0023		140	33	Receipt 1/16/07
64	FD-11	6:10	6:06		1/12/2007		2864 RN	4316		13361	<	0.010	0.00076		300	22	Cr6 Anal 1/19/07
65	FD-10	6:14	6:11		1/12/2007		2865 RN	4317		12546	<	0.010	0.00080		280	22	Part Anal 1/17/07
66	FD-9	6:20	6:19		1/12/2007		2866 RN	4319		12784	<	0.010	0.00079		340	27	
67	FD-8	6:25	6:25		1/12/2007		2867 RN	4320		12730	<	0.010	0.00079		290	23	
68	FD-6	7:00	7:00		1/12/2007		2868 RN	4320		11985	<	0.010	0.00084		330	28	
69	FD-4	6:45	6:50		1/12/2007		2869 RN	4325		12070		0.011	0.00093		280	24	
70	FD-1	6:18	6:18		1/12/2007		2913 RN	4320		13402	<	0.010	0.00075		340	25	
71	FD-11	6:06	6:08		1/15/2007		2876 RN	1442		4398	<	0.010	0.0023		160	35	
72	FD-10	6:11	6:14		1/15/2007		2875 RN	1443		4229	<	0.010	0.0024		160	37	
73	FD-9	6:19	6:20		1/15/2007		2874 RN	1441		4266	<	0.010	0.0024		170	40	
74	FD-8	6:25	6:26		1/15/2007		2873 RN	1441		4280	<	0.010	0.0024		150	36	
75	FD-6	7:00	7:13		1/15/2007		2872 RN	1453		4081	<	0.010	0.0025		190	46	
76	FD-1	6:16	6:18		1/15/2007		2870 RN	1442		4490	<	0.010	0.0022		180	40	
77	FD-11	6:08	6:08		1/16/2007		2885 RN	1440		4297	<	0.010	0.0024	<	100	23	
78	FD-10	6:14	6:13		1/16/2007		2884 RN	1439		4161	<	0.010	0.0024	<	100	24	
79	FD-9	6:20	6:20		1/16/2007		2883 RN	1440		4257	<	0.010	0.0024	<	100	23	2007010539
80	FD-8	6:26	6:25		1/16/2007		2882 RN	1439		4286	<	0.010	0.0024	<	100	23	Receipt 1/19/07
81	FD-6	7:13	7:15		1/16/2007		2881 RN	1442		4051	<	0.010	0.0025	<	100	25	Cr6 Anal 1/25/07
82	FD-4	7:02	7:05		1/16/2007		2880 RN	1443		4178	<	0.010	0.0024	<	100	24	Part Anal 1/23/07
83	FD-1	6:18	6:17		1/16/2007		2879 RN	1439		4451	<	0.010	0.0023	<	100	22	
84	FD-11	6:08	6:10		1/17/2007		2888 RN	1442		4482	<	0.010	0.0023	<	100	22	
85	FD-10	6:13	6:13		1/17/2007		2859 RN	1440		4189	<	0.010	0.0024	<	100	24	
86	FD-9	6:20	6:20		1/17/2007		2858 RN	1440		4190	<	0.010	0.0024		120	28	
87	FD-8	6:25	6:25		1/17/2007		2857 RN	1440		4359		0.012	0.0027	<	100	23	
88	FD-6	7:15	7:14		1/17/2007		2854 RN	1439		4146	<	0.010	0.0024		340	81	
89	FD-4	7:05	7:03		1/17/2007		2853 RN	1438		4157	<	0.010	0.0024	<	100	24	
90	FD-1	6:17	6:17		1/17/2007		2852 RN	1440		4500	<	0.010	0.0022		260	59	
91	FD-11	6:10	6:08		1/18/2007		2851 RN	1438		4472	<	0.010	0.0023		230	51	
92	FD-10	6:13	6:12		1/18/2007		2850 RN	1439		4155	<	0.010	0.0024		170	40	
93	FD-9	6:21	6:24		1/18/2007		2849 RN	1443		4131	<	0.010	0.0024		210	50	
94	FD-8	6:25	6:30		1/18/2007		2848 RN	1445		4360	<	0.010	0.0023		190	44	
95	FD-6	7:14	7:07		1/18/2007		2847 RN	1433		4243	<	0.010	0.0024		400	95	
96	FD-4	7:03	6:57		1/18/2007		2846 RN	1434		4067	<	0.010	0.0025		160	39	2007010626
97	FD-1	6:17	6:18		1/18/2007		2845 RN	1441		4460	<	0.010	0.0023		380	86	Receipt 1/23/07
98	FD-11	6:08	6:06		1/19/2007		1775 RN	4318		13023	<	0.010	0.00078		210	16	Cr6 Anal 1/25/07
99	FD-10	6:12	6:10		1/19/2007		1774 RN	4318		12282	<	0.010	0.00082		190	16	Part Anal 1/24/07
100	FD-9	6:24	6:20		1/19/2007		1773 RN	4316		12244	<	0.010	0.00082		280	23	

Sample Identification											Results						
	Location ID	Start Time	End Time	Field Sample ID	Sample Date	Sample Time	Filter #	Sampling Time (Min)	Avg Flow Rate (mlPM)	Total Volume (L)	Hexavalent Chromium (ug)		(ug/m3)	Total Particulate (ug)		(ug/m3)	LWO #
101	FD-8	6:30	6:25		1/19/2007		1772 RN	4315		12776	<	0.010	0.00079		160	12	
102	FD-6	7:07	7:20		1/19/2007		1771 RN	4333		12465	<	0.010	0.00081		330	27	
103	FD-4	6:57	7:10		1/19/2007		1770 RN	4333		12197	<	0.010	0.00083		130	11	
104	FD-1	6:18	6:15		1/19/2007		1769 RN	4317		13472		0.015	0.0011		250	19	
105	FD-11	6:06	6:10		1/22/2007		1768 RN	1444		4349	<	0.010	0.0023		170	38	
106	FD-10	6:10	6:15		1/22/2007		1767 RN	1445		4140	<	0.010	0.0024		180	44	
107	FD-9	6:20	6:20		1/22/2007		1766 RN	1440		4098	<	0.010	0.0024		240	60	
108	FD-8	6:25	6:26		1/22/2007		1765 RN	1441		4221	<	0.010	0.0024		190	45	
109	FD-6	7:20	7:15		1/22/2007		1764 RN	1435		4022	<	0.010	0.0025		380	94	
110	FD-4	7:10	7:03		1/22/2007		1763 RN	1433		4013	<	0.010	0.0025		120	29	
111	FD-1	6:15	6:18		1/22/2007		1762 RN	1443		4458	<	0.010	0.0022		300	68	
112	FD-11	6:10	6:07		1/23/2007		1759 RN	1437		4153	<	0.010	0.0024	<	100	24	
113	FD-10	6:15	6:12		1/23/2007		1758 RN	1437		4103	<	0.010	0.0024	<	100	24	2007010754
114	FD-9	6:20	6:22		1/23/2007		1757 RN	1442		4177	<	0.010	0.0024		140	34	Receipt 1/26/07
115	FD-8	6:26	6:26		1/23/2007		1756 RN	1440		4179	<	0.010	0.0024	<	100	24	Cr6 Anal 2/2/07
116	FD-6	7:15	7:08		1/23/2007		1755 RN	1433		4111	<	0.010	0.0024		110	27	Part Anal 1/29/07
117	FD-4	7:03	6:56		1/23/2007		1752 RN	1433		3987	<	0.010	0.0025	<	100	25	
118	FD-1	6:18	6:18		1/23/2007		1751 RN	1440		4357	<	0.010	0.0023		260	60	
119	FD-11	6:07	6:13		1/24/2007		1742 RN	1446		4108	<	0.010	0.0024	<	100	24	
120	FD-10	6:12	6:16		1/24/2007		1741 RN	1444		4047	<	0.010	0.0025	<	100	25	
121	FD-9	6:22	6:24		1/24/2007		1740 RN	1442		4224	<	0.010	0.0024		130	31	
122	FD-8	6:26	6:30		1/24/2007		1739 RN	1444		4214	<	0.010	0.0024	<	100	24	
123	FD-6	7:08	7:12		1/24/2007		1738 RN	1444		4204	<	0.010	0.0024		170	40	
124	FD-4	6:56	7:05		1/24/2007		1737 RN	1449		4125	<	0.010	0.0024	<	100	24	
125	FD-1	6:18	6:20		1/24/2007		1736 RN	1442		4416	<	0.010	0.0023		120	27	
126	FD-11	6:13	6:15		1/25/2007		1735 RN	1442		4280	<	0.010	0.00230		150	35	
127	FD-10	6:16	6:18		1/25/2007		1734 RN	1442		3951	<	0.010	0.0025	<	100	25	
128	FD-9	6:24	6:20		1/25/2007		1733 RN	1436		4327	<	0.010	0.0023		130	29	
129	FD-8	6:30	6:32		1/25/2007		1732 RN	1442		4267	<	0.010	0.0023		120	28	
130	FD-6	7:12	7:12		1/25/2007		1730 RN	1440		4182	<	0.010	0.0024		240	56	
131	FD-4	7:05	7:03		1/25/2007		1729 RN	1438		4068	<	0.010	0.0025	<	100	25	2007010865
132	FD-1	6:20	6:23		1/25/2007		1728 RN	1443		4524	<	0.010	0.0022		240	52	Receipt 1/30/07
133	FD-11	6:15	6:18		1/26/2007		1718 RN	4323		13131	<	0.010	0.0008		410	31	Cr6 Anal 2/2/07
134	FD-10	6:18	6:22		1/26/2007		1717 RN	4324		12057		0.011	0.00088		340	28	Part Anal 1/31/07
135	FD-9	6:20	6:30		1/26/2007		1716 RN	4330		13250	<	0.010	0.00076		450	34	
136	FD-8	6:32	6:36		1/26/2007		1715 RN	4324		13238	<	0.010	0.00076		330	25	
137	FD-6	7:12	7:14		1/26/2007		1714 RN	4322		12774	<	0.010	0.00078		490	38	
138	FD-4	7:03	7:00		1/26/2007		1713 RN	4317		12246	<	0.010	0.00082		270	22	
139	FD-1	6:23	6:27		1/26/2007		1712 RN	4324		13789	<	0.010	0.00073		450	33	
140	FD-11	6:18	6:12		1/29/2007		1711 RN	1434		4235	<	0.010	0.00240	<	100	24	
141	FD-10	6:22	6:16		1/29/2007		1710 RN	1434		4049	<	0.010	0.0025	<	100	25	
142	FD-9	6:30	6:23		1/29/2007		1709 RN	1433		4388	<	0.010	0.0023	<	100	23	
143	FD-8	6:36	6:28		1/29/2007		1708 RN	1432		4432	<	0.010	0.0023	<	100	23	
144	FD-6	7:14	7:15		1/29/2007		1707 RN	1441		4202	<	0.010	0.0024		120	29	
145	FD-4	7:00	7:00		1/29/2007		1706 RN	1440		4216	<	0.010	0.0024	<	100	24	
146	FD-1	6:27	6:20		1/29/2007		1705 RN	1433		4502	<	0.010	0.0022	<	100	22	
147	FD-11	6:12	6:12		1/30/2007		2676 RN	1440		4046	<	0.010	0.0025		190	46	
148	FD-10	6:16	6:17		1/30/2007		2675 RN	1441		4043	<	0.010	0.00250	<	100	25	2007020040
149	FD-9	6:23	6:25		1/30/2007		2674 RN	1442		4383	<	0.010	0.00230		160	37	Receipt 2/2/07 Cr6
150	FD-8	6:28	6:30		1/30/2007		2673 RN	1442		4374	<	0.010	0.00230		120	27	Anal 2/607 Part

Sample Identification											Results						
	Location ID	Start Time	End Time	Field Sample ID	Sample Date	Sample Time	Filter #	Sampling Time (Min)	Avg Flow Rate (mlPM)	Total Volume (L)	Hexavalent Chromium (ug)		(ug/m3)	Total Particulate (ug)		(ug/m3)	LWO #
151	FD-6	7:15	7:11		1/30/2007		2672 RN	1436		4008	<	0.010	0.00250	<	100	25	Anal 2/5/07
152	FD-4	7:00	7:00		1/30/2007		2671 RN	1440		4220	<	0.010	0.00240		170	40	
153	FD-1	6:20	6:21		1/30/2007		2670 RN	1441		4465	<	0.010	0.00220		110	24	
154	FD-11	6:12	6:13		1/31/2007		2685 RN	1441		4190	<	0.010	0.00240	<	100	24	
155	FD-10	6:17	6:17		1/31/2007		2684 RN	1440		4048	<	0.010	0.00250	<	100	25	
156	FD-9	6:25	6:25		1/31/2007		2681 RN	1440		4377	<	0.010	0.00230		140	31	
157	FD-8	6:30	6:30		1/31/2007		2669 RN	1440		4382	<	0.010	0.00230		110	24	
158	FD-6	7:11	7:12		1/31/2007		2668 RN	1441		3995	<	0.010	0.00250		100	25	
159	FD-4	7:00	7:03		1/31/2007		2667 RN	1443		4209	<	0.010	0.00240	<	100	24	
160	FD-1	6:21	6:21		1/31/2007		2666 RN	1440		4486	<	0.010	0.00220		180	39	
161	FD-11	6:13	6:13		2/1/2007		2692 RN	1440		4169	<	0.010	0.0024		130	32	
162	FD-10	6:17	6:17		2/1/2007		2691 RN	1440		4060	<	0.010	0.0025		130	32	
163	FD-9	6:25	6:25		2/1/2007		2690 RN	1440		4235	<	0.010	0.0024		170	40	
164	FD-8	6:30	6:30		2/1/2007		2689 RN	1440		4366	<	0.010	0.0023		140	31	
165	FD-6	7:12	7:08		2/1/2007		2688 RN was received - 2888 RN on COC	1436		4000	<	0.010	0.0025		180	46	2007020143 Receipt 2/6/07 Cr6 Anal 2/9/07 Part Anal 2/7/07
166	FD-4	7:03	7:03		2/1/2007		2687 RN	1440		4285	<	0.010	0.0023		170	39	
167	FD-1	6:21	6:21		2/1/2007		2686 RN	1440		4348	<	0.010	0.0023		200	46	
168	FD-11	6:13	5:43		2/2/2007		2707 RN	4290		12178	<	0.010	0.00082		300	24	
169	FD-10	6:17	5:48		2/2/2007		2706 RN	4291		12153	<	0.010	0.00082		260	21	
170	FD-9	6:25	5:57		2/2/2007		2705 RN	4292		12302	<	0.010	0.00081		500	41	
171	FD-8	6:30	5:52		2/2/2007		2704 RN	4282		12797	<	0.010	0.00078		320	25	
172	FD-6	7:08	6:55		2/2/2007		2703 RN	4307		12221	<	0.010	0.00082		420	34	
173	FD-4	7:03	6:45		2/2/2007		2702 RN	4302		12574	<	0.010	0.00080		210	16	
174	FD-1	6:21	6:03		2/2/2007		2701 RN	4302		12744	<	0.010	0.00079		450	35	
175	FD-11	5:43	5:56		2/5/2007		2709 RN	1453		4127	<	0.010	0.0024		120	30	
176	FD-10	5:48	6:00		2/5/2007		2710 RN	1452		4105	<	0.010	0.0024		100	24	
177	FD-9	5:57	6:11		2/5/2007		2708 RN	1454		4447	<	0.010	0.0022		140	31	
178	FD-8	5:52	6:04		2/5/2007		2711 RN	1452		4300	<	0.010	0.0023		100	23	
179	FD-6	6:55	6:55		2/5/2007		2714 RN	1440		4245	<	0.010	0.0024		120	29	
180	FD-4	6:45	6:50		2/5/2007		2712 RN	1445		4018	<	0.010	0.0025		100	25	
181	FD-1	6:03	6:07		2/5/2007		2713 RN	1444		4378	<	0.010	0.0023		100	23	
182	FD-11	5:56	6:02		2/6/2007		2730 RN	1446		4349	<	0.010	0.0023		100	23	
183	FD-10	6:00	6:06		2/6/2007		2728 RN	1446		4259	<	0.010	0.0023		100	23	
184	FD-9	6:11	6:15		2/6/2007		2724 RN	1444		4389	<	0.010	0.0023		100	23	2007020296 Receipt 2/9/07 Cr6 Anal 2/14/07 Part Anal 2/12/07
185	FD-8	6:04	6:15		2/6/2007		2727 RN	1451		4525	<	0.010	0.0022		100	22	
186	FD-6	6:55	6:11		2/6/2007		2725 RN	1396		4199	<	0.010	0.0024		120	28	
187	FD-4	6:50	6:50		2/6/2007		2729 RN	1440		4112	<	0.010	0.0024		100	24	
188	FD-1	6:07	6:12		2/6/2007		2726 RN	1445		4589	<	0.010	0.0022		100	22	
189	FD-11	6:02	5:50		2/7/2007		2740 RN	1428		4437	<	0.010	0.0023		120	27	
190	FD-10	6:06	5:55		2/7/2007		2739 RN	1429		4279	<	0.010	0.0023		100	23	
191	FD-9	6:15	6:07		2/7/2007		2747 RN	1432		4362	<	0.010	0.0023		150	34	
192	FD-8	6:11	6:00		2/7/2007		2748 RN	1429		4361	<	0.010	0.0023		100	23	
193	FD-6	6:50	6:50		2/7/2007		2763 RN	1440		4399	<	0.010	0.0023		140	31	
194	FD-4	6:45	6:40		2/7/2007		2746 RN	1435		4273	<	0.010	0.0023		100	23	
195	FD-1	6:12	6:02		2/7/2007		2745 RN	1430		4793	<	0.010	0.0021		130	27	
196	FD-11	5:50	5:51		2/8/2007		2750 RN	1441		4462	<	0.010	0.0022		190	43	
197	FD-10	5:55	5:56		2/8/2007		201 RO	1441		4338	Void - Collected Backward				----		
198	FD-9	6:07	6:05		2/8/2007		2760 RN	1438		4603	<	0.010	0.0022		170	37	

Sample Identification											Results						
	Location ID	Start Time	End Time	Field Sample ID	Sample Date	Sample Time	Filter #	Sampling Time (Min)	Avg Flow Rate (mlPM)	Total Volume (L)	Hexavalent Chromium (ug)		(ug/m3)	Total Particulate (ug)		(ug/m3)	LWO #
199	FD-8	6:00	6:00		2/8/2007		203 RO	1440		4356	<	0.010	0.0023	<	100	23	
200	FD-6	6:50	6:45		2/8/2007		2759 RN	1435		4540	<	0.010	0.0022		220	47	
201	FD-4	6:40	6:30		2/8/2007		202 RO	1430		4186	<	0.010	0.0024	<	100	24	2007020396
202	FD-1	6:02	6:02		2/8/2007		2757 RN	1440		4888	<	0.010	0.0020		180	36	Receipt 2/13/07
203	FD-11	5:51	6:00		2/9/2007		214 RO	4329		13538	<	0.010	0.0007		120	9	Cr6 Anal 2/20/07
204	FD-10	5:56	6:05		2/9/2007		220 RO	4329		13089	<	0.010	0.0008		210	16	Part Anal 2/15/07
205	FD-9	6:05	6:15		2/9/2007		213 RO	4330		13910	<	0.010	0.0007		330	24	
206	FD-8	6:00	6:10		2/9/2007		219 RO	4330		13912	<	0.010	0.0007	<	100	7	
207	FD-6	6:45	7:00		2/9/2007		215 RO	4335		13470	<	0.010	0.0007		280	21	
208	FD-4	7:31	6:50		2/9/2007		211 RO	4279		12358	<	0.010	0.0008		170	14	
209	FD-1	6:02	6:12		2/9/2007		212 RO	4330		14566	<	0.010	0.0007		320	22	
210	FD-10	6:05	6:07		2/12/2007		178 RO	1442		4255	<	0.010	0.0024	<	100	24	
211	FD-9	6:15	6:20		2/12/2007		185 RO	1445		4575	<	0.010	0.0022		140	30	
212	FD-8	6:10	6:11		2/12/2007		179 RO	1441		4519	<	0.010	0.0022	<	100	22	
213	FD-6	7:00	7:03		2/12/2007		176 RO	1443		4272	<	0.010	0.0023		150	35	
214	FD-4	6:50	6:55		2/12/2007		180 RO	1445		4205	<	0.010	0.0024	<	100	24	
215	FD-1	6:12	6:14		2/12/2007		266 RO	1442		4686	<	0.010	0.0021		240	52	2007020512
216	FD-11	6:00	6:15		2/13/2007		190 RO	1455		4220	<	0.010	0.0024	<	100	24	Receipt 2/16/07
217	FD-10	6:07	6:19		2/13/2007		188 RO	1452		4210	<	0.010	0.0024	<	100	24	Cr6 Anal 2/22/07
218	FD-9	6:20	6:30		2/13/2007		186 RO	1450		4522	<	0.010	0.0022		100	23	Part Anal 2/22/07
219	FD-8	6:11	6:23		2/13/2007		189 RO	1452		4499	<	0.010	0.0022		140	31	
220	FD-6	7:03	7:00		2/13/2007		187 RO	1437		4264	<	0.010	0.0023		180	41	
221	FD-4	6:55	6:38		2/13/2007		182 RO	1423		4161	<	0.010	0.0024		100	24	
222	FD-1	6:14	6:26		2/13/2007		181 RO	1452		4669	<	0.010	0.0021		100	21	
223	FD-11	6:05	6:00		2/15/2007		159 RO	1435		4466	<	0.010	0.0022	<	100	22	
224	FD-10	6:09	6:04		2/15/2007		157 RO	1435		4141	<	0.010	0.0024	<	100	24	
225	FD-9	6:18	6:12		2/15/2007		151 RO	1434		4520	<	0.010	0.0022	<	100	22	
226	FD-8	6:14	6:08		2/15/2007		160 RO	1434		4478	<	0.010	0.0022	<	100	22	
227	FD-6	7:00	7:05		2/15/2007		158 RO	1445		4386	<	0.010	0.0023	<	100	23	
228	FD-4	6:30	7:00		2/15/2007		156 RO	1470		4293	<	0.010	0.0023	<	100	23	2007020669
229	FD-1	6:24	6:18		2/15/2007		152 RO	1434		4650	<	0.010	0.0022	<	100	22	Receipt 2/21/07
230	FD-11	6:00	6:00		2/16/2007		171 RO	5760		18222	<	0.010	0.00055	<	100	6	Cr6 Anal 2/28/07
231	FD-10	6:04	6:04		2/16/2007		174 RO	5760		16612	<	0.010	0.00060		250	15	Part Anal 2/22/07
232	FD-9	6:12	6:15		2/16/2007		173 RO	5763		18107	<	0.010	0.00055		520	29	
233	FD-8	6:08	6:12		2/16/2007		175 RO	5764		17971	<	0.010	0.00056		260	14	
234	FD-6	7:05	7:00		2/16/2007		170 RO	5755		17326		0.013	0.00078		380	22	
235	FD-4	7:00	6:50		2/16/2007		172 RO	5750		16928	<	0.010	0.00059		230	14	
236	FD-1	6:18	6:08		2/16/2007		169 RO	5750		18376	<	0.010	0.00054		360	20	
237	FD-11	6:00	6:05		2/20/2007		353 RO	1445		4269	<	0.010	0.0023	<	100	23	
238	FD-10	6:04	6:12		2/20/2007		352 RO	1448		4214	<	0.010	0.0024		190	46	
239	FD-9	6:15	6:23		2/20/2007		351 RO	1448		4484	<	0.010	0.0022		310	70	
240	FD-8	6:12	6:20		2/20/2007		360 RO	1448		4493	<	0.010	0.0022		200	45	
241	FD-6	7:00	7:00		2/20/2007		359 RO	1440		4235	<	0.010	0.0024		230	55	
242	FD-4	6:50	6:50		2/20/2007		356 RO	1440		4273	<	0.010	0.0023		190	45	2007020784
243	FD-1	6:08	6:16		2/20/2007		354 RO	1448		4580	<	0.010	0.0022		240	52	Receipt 2/23/07
244	FD-11	6:05	6:05		2/21/2007		367 RO	1440		3982		0.011	0.0028		160	40	Cr6 Anal 3/2/07
245	FD-10	6:12	6:09		2/21/2007		375 RO	1437		4215	<	0.010	0.0024		130	30	Part Anal 2/26/07
246	FD-9	6:23	6:20		2/21/2007		369 RO	1437		4441	<	0.010	0.0023		230	52	
247	FD-8	6:20	6:25		2/21/2007		374 RO	1445		4528	<	0.010	0.0022		130	29	
248	FD-6	7:00	7:12		2/21/2007		368 RO	1452		4274	<	0.010	0.0023		160	36	

Sample Identification											Results						
	Location ID	Start Time	End Time	Field Sample ID	Sample Date	Sample Time	Filter #	Sampling Time (Min)	Avg Flow Rate (mlPM)	Total Volume (L)	Hexavalent Chromium (ug)		(ug/m3)	Total Particulate (ug)		(ug/m3)	LWO #
249	FD-4	6:50	7:01		2/21/2007		366 RO	1451		4260	<	0.010	0.0023		130	31	
250	FD-1	6:16	6:15		2/21/2007		370 RO	1439		4550	<	0.010	0.0022		180	40	
251	FD-11	6:05	6:15		2/22/2007		332 RO	1450		3994	<	0.010	0.0025		130	32	
252	FD-10	6:09	6:20		2/22/2007		331 RO	1451		4275	<	0.010	0.0023		140	32	
253	FD-9	6:20	6:28		2/22/2007		330 RO	1448		4500	<	0.010	0.0022		160	36	
254	FD-8	6:25	6:33		2/22/2007		329 RO	1448		4540	<	0.010	0.0022		120	27	
255	FD-6	7:12	7:10		2/22/2007		328 RO	1438		4327	<	0.010	0.0023		120	29	
256	FD-4	7:01	7:02		2/22/2007		327 RO	1441		4175	<	0.010	0.0024	<	100	24	2007020885
257	FD-1	6:15	6:25		2/22/2007		326 RO	1450		4581	<	0.010	0.0022		150	32	Receipt 2/27/07
258	FD-11	6:15	6:20		2/23/2007		344 RO	4325		11916	<	0.010	0.00084		180	15	Cr6 Anal 3/6/07
259	FD-10	6:20	6:26		2/23/2007		343 RO	4326		12878		0.014	0.0011		140	11	Part Anal 3/2/07
260	FD-9	6:28	6:36		2/23/2007		342 RO	4328		13581		0.016	0.0011		220	16	
261	FD-8	6:33	6:41		2/23/2007		341 RO	4328		13548		0.017	0.0012		150	11	
262	FD-6	7:10	7:19		2/23/2007		340 RO	4329		12927		0.014	0.0011		240	18	
263	FD-4	7:02	7:06		2/23/2007		339 RO	4324		12687		0.015	0.0012		130	10	
264	FD-1	6:25	6:31		2/23/2007		338 RO	4326		13873		0.013	0.00091		280	20	
265	FD-11	6:20	6:15		2/26/2007		307 RO	1435		3784	<	0.010	0.0026	<	100	26	
266	FD-10	6:26	6:19		2/26/2007		306 RO	1433		4267	<	0.010	0.0023		100	24	
267	FD-9	6:36	6:26		2/26/2007		305 RO	1430		4507	<	0.010	0.0022		160	35	
268	FD-8	6:41	6:31		2/26/2007		304 RO	1430		4490	<	0.010	0.0022		120	26	
269	FD-6	7:19	7:15		2/26/2007		303 RO	1436		4400	<	0.010	0.0023		120	27	
270	FD-4	7:06	7:05		2/26/2007		302 RO	1439		4258		0.014	0.0033		100	24	
271	FD-1	6:31	6:23		2/26/2007		301 RO	1432		4624	<	0.010	0.0022		120	27	
272	FD-11	6:15	6:17		2/27/2007		314 RO	1442		3624	<	0.010	0.0028		140	38	
273	FD-10	6:19	6:21		2/27/2007		313 RO	1442		4278	<	0.010	0.0023		140	32	2007030056
274	FD-9	6:26	6:30		2/27/2007		312 RO	1444		4479	<	0.010	0.0022		210	47	Receipt 3/2/07 Cr6
275	FD-8	6:31	6:35		2/27/2007		311 RO	1444		4484	<	0.010	0.0022		130	29	Anal 3/9/07 Part
276	FD-6	7:15	7:10		2/27/2007		310 RO	1435		4401	<	0.010	0.0023		180	42	Anal 3/6/07
277	FD-4	7:05	6:58		2/27/2007		309 RO	1433		4153	<	0.010	0.0024		130	31	
278	FD-1	6:23	6:26		2/27/2007		308 RO	1443		4567	<	0.010	0.0022		160	35	
279	FD-11	6:17	6:13		2/28/2007		323 RO	1436		3692	<	0.010	0.0027	<	100	27	
280	FD-10	6:21	6:17		2/28/2007		322 RO	1436		4284	<	0.010	0.0023		100	23	
281	FD-9	6:30	6:25		2/28/2007		321 RO	1435		4498		0.013	0.0028		200	44	
282	FD-8	6:35	6:31		2/28/2007		320 RO	1436		4465		0.015	0.0034		120	26	
283	FD-6	7:10	7:15		2/28/2007		319 RO	1445		4379	<	0.010	0.0023		120	28	
284	FD-4	6:58	7:02		2/28/2007		318 RO	1444		4186	<	0.010	0.0024		100	24	
285	FD-1	6:26	6:20		2/28/2007		317 RO	1434		4415		0.012	0.0027		230	51	
286	FD-11	6:13	6:12	FD11030107	3/1/2007	6:13	2591 RO	1439	2566	3692	<	0.010	0.0027	<	100	27	
287	FD-10	6:17	6:16	FD10030107	3/1/2007	6:17	2590 RO	1439	2970	4274	<	0.010	0.0023		150	35	
288	FD-9	6:25	6:26	FD9030107	3/1/2007	6:25	2589 RO	1441	3085	4446	<	0.010	0.0022		160	35	
289	FD-8	6:31	6:30	FD8030107	3/1/2007	6:31	2588 RO	1439	3093	4450	<	0.010	0.0022		140	32	
290	FD-6	7:15	7:10	FD6030107	3/1/2007	7:10	2587 RO	1435	3080	4420	<	0.010	0.0023		170	39	
291	FD-4	7:02	6:58	FD4030107	3/1/2007	6:58	2586 RO	1436	2873	4126	<	0.010	0.0024	<	100	24	2007030241
292	FD-1	6:20	6:22	FD1030107	3/1/2007	6:22	2585 RO	1442	3170	4571	<	0.010	0.0022		170	37	Received 3/8/07
293	FD-11	6:12	6:15	FD11030207	3/2/2007	6:12	2907 RO	4323	2601	11246	<	0.010	0.00089		170	15	Cr6 anal 3/20/07
294	FD-10	6:16	6:19	FD10030207	3/2/2007	6:16	2906 RO	4323	2986	12907	<	0.010	0.00077		190	15	Part anal 3/15/07
295	FD-9	6:26	6:26	FD9030207	3/2/2007	6:26	2905 RO	4320	3071	13267	<	0.010	0.00075		290	22	
296	FD-8	6:30	6:31	FD8030207	3/2/2007	6:30	2904 RO	4321	3084	13328	<	0.010	0.00075		240	18	
297	FD-6	7:10	7:13	FD6030207	3/2/2007	7:10	2903 RO	4323	3117	13476	<	0.010	0.00074		240	18	
298	FD-4	6:58	7:02	FD4030207	3/2/2007	6:58	2902 RO	4324	2839	12275	<	0.010	0.00081		170	14	

Sample Identification											Results						
	Location ID	Start Time	End Time	Field Sample ID	Sample Date	Sample Time	Filter #	Sampling Time (Min)	Avg Flow Rate (mlPM)	Total Volume (L)	Hexavalent Chromium (ug)		(ug/m3)	Total Particulate (ug)		(ug/m3)	LWO #
299	FD-1	6:22	6:23	FD1030207	3/2/2007	6:22	2901 RO	4321	3180	13740	<	0.010	0.00073		340	25	
300	FD-11	6:15	6:25	FD11030507	3/5/2007	6:15	2920 RO	1450	2636	3822	<	0.010	0.0026		140	37	
301	FD-10	6:19	6:30	FD10030507	3/5/2007	6:19	2919 RO	1451	3012	4370	<	0.010	0.0023		100	23	
302	FD-9	6:26	6:39	FD9030507	3/5/2007	6:26	2918 RO	1453	3108	4515	<	0.010	0.0022		180	40	
303	FD-8	6:31	6:44	FD8030507	3/5/2007	6:31	2917 RO	1453	3118	4530	<	0.010	0.0022	<	100	22	
304	FD-6	7:31	7:20	FD6030507	3/5/2007	7:31	2916 RO	1429	3191	4559	<	0.010	0.0022		210	47	
305	FD-4	7:02	7:11	FD4030507	3/5/2007	7:02	2915 RO	1449	2856	4139	<	0.010	0.0024	<	100	24	
306	FD-1	6:23	6:33	FD1030507	3/5/2007	6:23	2914 RO	1450	3183	4615		0.012	0.0026		220	49	
307	FD-11	6:25	6:12	FD11030607	3/6/2007	6:25	2584 RO	1427	2703	3856	<	0.010	0.0026		120	32	
308	FD-10	6:30	6:16	FD10030607	3/6/2007	6:30	2583 RO	1426	2969	4234		0.018	0.0042	<	100	24	
309	FD-9	6:39	6:25	FD9030607	3/6/2007	6:39	2582 RO	1426	3155	4498	<	0.010	0.0022		190	43	2007030317
310	FD-8	6:44	6:30	FD8030607	3/6/2007	6:44	2581 RO	1426	3196	4558	<	0.010	0.0022	<	100	22	Received 3/9/07
311	FD-6	7:20	7:14	FD6030607	3/6/2007	7:20	2580 RO	1434	3180	4561		0.010	0.0023		150	34	Cr6 anal 3/15/07
312	FD-4	7:11	7:04	FD4030607	3/6/2007	7:11	2579 RO	1433	2822	4044	<	0.010	0.0025	<	100	25	Part anal 3/13/07
313	FD-1	6:33	6:20	FD1030607	3/6/2007	6:33	2578 RO	1427	3259	4651	<	0.010	0.0022		240	52	
314	FD-11	6:12	6:22	FD11030707	3/7/2007	6:12	2928 RO	1450	2683	3890	<	0.010	0.0026		100	26	
315	FD-10	6:16	6:26	FD10030707	3/7/2007	6:16	2927 RO	1450	2945	4270	<	0.010	0.0023	<	100	23	
316	FD-9	6:25	6:33	FD9030707	3/7/2007	6:25	2926 RO	1448	3145	4553	<	0.010	0.0022		190	42	
317	FD-8	6:30	6:38	FD8030707	3/7/2007	6:30	2925 RO	1448	3129	4530	<	0.010	0.0022		100	23	
318	FD-6	7:14	7:19	FD6030707	3/7/2007	7:14	2924 RO	1445	3089	4463	<	0.010	0.0022		120	27	
319	FD-4	7:04	7:02	FD4030707	3/7/2007	7:04	2923 RO	1438	2823	4060	<	0.010	0.0025	<	100	25	
320	FD-1	6:20	6:30	FD1030707	3/7/2007	6:20	2922 RO	1450	3303	4789	<	0.010	0.0021		110	22	
321	FD-11	6:22	6:15	FD11030807	3/8/2007	6:22	2895 RO	1433	3053	4375	<	0.010	0.0023		110	24	
322	FD-10	6:26	6:18	FD10030807	3/8/2007	6:26	2894 RO	1432	2966	4247	<	0.010	0.0024	<	100	24	
323	FD-9	6:33	6:26	FD9030807	3/8/2007	6:33	2893 RO	1433	3152	4517	<	0.010	0.0022		160	35	
324	FD-8	6:38	6:30	FD8030807	3/8/2007	6:38	2892 RO	1432	3363	4815	<	0.010	0.0021	<	100	21	
325	FD-6	7:19	7:12	FD6030807	3/8/2007	7:19	2891 RO	1433	3052	4374	<	0.010	0.0023		120	28	
326	FD-4	7:02	7:01	FD4030807	3/8/2007	7:02	2980 RO	1439	2922	4204	<	0.010	0.0024	<	100	24	2007030407
327	FD-1	6:30	6:21	FD1030807	3/8/2007	6:30	2724 RO	1431	3281	4695	<	0.010	0.0021		150	32	Received 3/13/07
328	FD-11	6:15	5:54	FD11030907	3/9/2007	6:15	2599 RO	4299	3048	13103	<	0.010	0.00076		400	31	Cr6 anal 3/20/07
329	FD-10	6:18	6:05	FD10030907	3/9/2007	6:18	2913 RO	4307	2789	12012	<	0.010	0.00083		330	27	Part anal 3/15/07
330	FD-9	6:26	6:15	FD9030907	3/9/2007	6:26	2912 RO	4309	3119	13439	<	0.010	0.00074		520	38	
331	FD-8	6:30	6:05	FD8030907	3/9/2007	6:30	2911 RO	4295	3404	14619	<	0.010	0.00068		320	22	
332	FD-6	7:12	6:27	FD6030907	3/9/2007	7:12	2910 RO	4275	3083	13178		0.012	0.00090		390	30	
333	FD-4	7:01	6:23	FD4030907	3/9/2007	7:01	2909 RO	4282	2979	12755	<	0.010	0.00078		310	24	
334	FD-1	6:21	6:03	FD1030907	3/9/2007	6:21	2908 RO	4302	3225	13874	<	0.010	0.00072		570	41	
335	FD-11	5:54	6:00	FD11031207	3/12/2007	5:54	2760 RO	1446	3047	4406	<	0.010	0.0023		120	27	
336	FD-10	6:05	6:04	FD10031207	3/12/2007	6:05	2846 RO	1439	2810	4044	<	0.010	0.0023		180	40	
337	FD-9	6:15	6:16	FD9031207	3/12/2007	6:15	2759 RO	1441	3064	4416	<	0.010	0.0023		180	40	
338	FD-8	6:05	6:12	FD8031207	3/12/2007	6:05	2763 RO	1447	3104	4492	<	0.010	0.0022		120	28	
339	FD-6	6:27	7:00	FD6031207	3/12/2007	6:27	2945 RO	1473	3099	4565		0.010	0.0032		180	39	
340	FD-4	6:23	6:31	FD4031207	3/12/2007	6:23	2930 RO	1448	2931	4244	<	0.010	0.0024		140	32	
341	FD-1	6:03	6:09	FD1031207	3/12/2007	6:03	2944 RO	1446	3173	4588	<	0.010	0.0022		290	64	
342	FD-11	6:00	6:16	FD11031307	3/13/2007	6:00	2852 RO	1456	3123	4547	<	0.010	0.0022		290	63	
343	FD-10	6:04	6:12	FD10031307	3/13/2007	6:04	2756 RO	1448	2980	4315	<	0.010	0.0023		220	52	
344	FD-9	6:16	6:35	FD9031307	3/13/2007	6:16	2875 RO	1459	3070	4479	<	0.010	0.0022		250	56	
345	FD-8	6:12	6:31	FD8031307	3/13/2007	6:12	2929 RO	1459	3109	4537	<	0.010	0.0022		200	44	2007030541
346	FD-6	7:00	6:27	FD6031307	3/13/2007	7:00	2833 RO	1407	3076	4328	<	0.010	0.0023		280	64	Received 3/16/07
																	Cr6 anal 3/22/07

Sample Identification											Results						
	Location ID	Start Time	End Time	Field Sample ID	Sample Date	Sample Time	Filter #	Sampling Time (Min)	Avg Flow Rate (mlPM)	Total Volume (L)	Hexavalent Chromium (ug)		(ug/m3)	Total Particulate (ug)		(ug/m3)	LWO #
347	FD-4	6:31	6:25	FD4031307	3/13/2007	6:31	2851 RO --> originally listed as 2851 RI	1434	2824	4049	<	0.010	0.0025		210	53	Cr6 anal 3/22/07 Part anal 3/20/07
348	FD-1	6:09	6:21	FD1031307	3/13/2007	6:09	2850 RO	1452	3125	4537	<	0.010	0.0022		290	65	
349	FD-11	6:16	5:55	FD11031407	3/14/2007	6:16	2761 RO	1419	3138	4452	<	0.010	0.0022		300	67	
350	FD-10	6:12	5:58	FD10031407	3/14/2007	6:12	2762 RO	1426	2986	4259	<	0.010	0.0023		240	56	
351	FD-9	6:35	6:05	FD9031407	3/14/2007	6:35	2867 RO	1410	3064	4321	<	0.010	0.0023		270	62	
352	FD-8	6:31	6:10	FD8031407	3/14/2007	6:31	2876 RO	1419	3097	4395	<	0.010	0.0023		270	61	
353	FD-6	6:27	6:32	FD6031407	3/14/2007	6:27	2874 RO	1445	3096	4474	<	0.010	0.0022		310	68	
354	FD-4	6:25	6:30	FD4031407	3/14/2007	6:25	2725 RO	1445	2804	4052	<	0.010	0.0025		270	67	
355	FD-1	6:21	6:13	FD1031407	3/14/2007	6:21	2849 RO	1432	3077	4406	<	0.010	0.0023		340	77	
356	FD-11	5:55	7:14	FD11031507	3/15/2007	5:55	2738 RO	1519	3102	4712	<	0.010	0.0021		120	25	
357	FD-10	5:58	6:35	FD10031507	3/15/2007	5:58	2736 RO	1477	2976	4396	<	0.010	0.0023	<	100	23	
358	FD-9	6:05	6:30	FD9031507	3/15/2007	6:05	2753 RO	1465	3015	4417	<	0.010	0.0023		130	30	
359	FD-8	6:10	7:07	FD8031507	3/15/2007	6:10	2880 RO	1497	3067	4592	<	0.010	0.0022	<	100	22	
360	FD-6	6:32	6:50	FD6031507	3/15/2007	6:32	2853 RO	1458	3048	4444	<	0.010	0.0023		140	32	
361	FD-4	6:30	6:47	FD4031507	3/15/2007	6:30	2737 RO	1457	2807	4090	<	0.010	0.0024	<	100	24	2007030614
362	FD-1	6:13	6:49	FD1031507	3/15/2007	6:13	2863 RO	1476	3016	4451	<	0.010	0.0022		130	29	Received 3/20/07
363	FD-11	7:14	6:25	FD11031607	3/16/2007	7:14	2739 RO	4271	3120	13326	<	0.010	0.00075		130	10	Cr6 anal 3/26/07
364	FD-10	6:35	6:28	FD10031607	3/16/2007	6:35	2735 RO	4313	2993	12908	<	0.010	0.00077		110	9	Part anal 3/23/07
365	FD-9	6:30	6:42	FD9031607	3/16/2007	6:30	2869 RO	4332	3077	13331	<	0.010	0.00075		160	12	
366	FD-8	7:07	6:33	FD8031607	3/16/2007	7:07	2870 RO	4286	3118	13364	<	0.010	0.00075		110	9	
367	FD-6	6:50	6:49	FD6031607	3/16/2007	6:50	2865 RO	4319	3062	13224		0.010	0.00094		190	14	
368	FD-4	6:47	6:45	FD4031607	3/16/2007	6:47	2868 RO	4318	2835	12239	<	0.010	0.00082	<	100	8	
369	FD-1	6:49	6:36	FD1031607	3/16/2007	6:49	2741 RO	4307	3095	13332	<	0.010	0.00075		120	9	
370	FD-11	6:25	6:18	FD11031907	3/19/2007	6:25	2723 RO	1433	3127	4481	<	0.010	0.0022		110	25	
371	FD-10	6:28	6:15	FD10031907	3/19/2007	6:28	2752 RO	1427	3027	4319	<	0.010	0.0023		100	24	
372	FD-9	6:42	6:23	FD9031907	3/19/2007	6:42	2722 RO	1421	3129	4447	<	0.010	0.0022		130	29	
373	FD-8	6:33	6:27	FD8031907	3/19/2007	6:33	2719 RO	1434	3179	4558	<	0.010	0.0022	<	100	22	
374	FD-6	6:49	7:01	FD6031907	3/19/2007	6:49	2898 RO	1452	3154	4580	<	0.010	0.0022		130	28	
375	FD-4	6:45	6:59	FD4031907	3/19/2007	6:45	2720 RO	1454	2866	4168	<	0.010	0.0024	<	100	24	
376	FD-1	6:36	6:30	FD1031907	3/19/2007	6:36	2751 RO	1434	3215	4610	<	0.010	0.0022		140	29	
377	FD-11	6:18	6:20	FD11032007	3/20/2007	6:18	2900 RO	1442	3094	4461	<	0.010	0.0022	<	100	22	
378	FD-10	6:15	6:16	FD10032007	3/20/2007	6:15	2899 RO	1441	3020	4352	<	0.010	0.0023	<	100	23	2007030744
379	FD-9	6:23	6:10	FD9032007	3/20/2007	6:23	2718 RO	1427	3112	4441	<	0.010	0.0023	<	100	23	Received 3/23/07
380	FD-8	6:27	6:24	FD8032007	3/20/2007	6:27	2721 RO	1437	3149	4525	<	0.010	0.0022	<	100	22	Cr6 anal 3/29/07
381	FD-6	7:01	6:35	FD6032007	3/20/2007	7:01	2882 RO	1414	3150	4454	<	0.010	0.0022	<	100	22	Part anal 3/29/07
382	FD-4	6:59	6:29	FD4032007	3/20/2007	6:59	2881 RO	1410	2855	4026		0.013	0.0033	<	100	25	
383	FD-1	6:30	6:26	FD1032007	3/20/2007	6:30	2884 RO	1436	3148	4521	<	0.010	0.0022	<	100	22	
384	FD-11	6:20	5:59	FD11032107	3/21/2007	6:20	2888 RO	1419	3023	4289	<	0.010	0.0023		140	31	
385	FD-10	6:16	6:04	FD10032107	3/21/2007	6:16	2732 RO	1428	3056	4363	<	0.010	0.0023		110	25	
386	FD-9	6:10	6:09	FD9032107	3/21/2007	6:10	2896 RO	1439	3128	4501	<	0.010	0.0022		140	32	
387	FD-8	6:24	6:13	FD8032107	3/21/2007	6:24	2889 RO	1429	3115	4452	<	0.010	0.0022		130	29	
388	FD-6	6:35	6:21	FD6032107	3/21/2007	6:35	2734 RO	1426	3087	4402	<	0.010	0.0023		170	39	
389	FD-4	6:29	6:18	FD4032107	3/21/2007	6:29	529 RO	1429	2841	4059	<	0.010	0.0025		120	29	
390	FD-1	6:26	6:15	FD1032107	3/21/2007	6:26	528 RO	1429	3127	4468		0.015	0.0034		140	32	
391	FD-11	5:59	6:10	FD11032207	3/22/2007	5:59	557 RO	1451	3029	4395	<	0.010	0.0023		260	58	
392	FD-10	6:04	6:00	FD10032207	3/22/2007	6:04	558 RO	1436	3038	4363	<	0.010	0.0023		160	37	
393	FD-9	6:09	6:06	FD9032207	3/22/2007	6:09	553 RO	1437	3095	4447	<	0.010	0.0022		200	45	
394	FD-8	6:13	6:13	FD8032207	3/22/2007	6:13	552 RO	1440	3095	4457	<	0.010	0.0022		150	34	

Sample Identification											Results						
	Location ID	Start Time	End Time	Field Sample ID	Sample Date	Sample Time	Filter #	Sampling Time (Min)	Avg Flow Rate (mlPM)	Total Volume (L)	Hexavalent Chromium (ug)		(ug/m3)	Total Particulate (ug)		(ug/m3)	LWO #
395	FD-6	6:21	6:25	FD6032207	3/22/2007	6:21	543 RO	1444	3031	4376	<	0.010	0.0023		220	51	
396	FD-4	6:18	6:19	FD4032207	3/22/2007	6:18	548 RO	1441	2828	4076	<	0.010	0.0025		210	52	2007030892
397	FD-1	6:15	6:15	FD1032207	3/22/2007	6:15	547 RO	1440	3139	4521	<	0.010	0.0022		190	41	Received 3/27/07
398	FD-11	6:10	6:13	FD11032307	3/23/2007	6:10	551 RO	4323	3105	13425		0.012	0.00091		210	16	Cr6 anal 4/4/07
399	FD-10	6:06	6:18	FD10032307	3/23/2007	6:06	556 RO	4332	2971	12869	<	0.010	0.00078		200	16	Part anal 3/30/07
400	FD-9	6:00	6:24	FD9032307	3/23/2007	6:00	545 RO	4344	3032	13172		0.018	0.0014		330	25	
401	FD-8	6:13	6:22	FD8032307	3/23/2007	6:13	546 RO	4329	3070	13288		0.019	0.0015		210	16	
402	FD-6	6:25	6:55	FD6032307	3/23/2007	6:25	550 RO	4350	2988	12998	<	0.010	0.00077		260	20	
403	FD-4	6:19	6:50	FD4032307	3/23/2007	6:19	555 RO	4351	2825	12290		0.011	0.00088		180	15	
404	FD-1	6:15	6:23	FD1032307	3/23/2007	6:15	527 RO	4328	3122	13511		0.021	0.0015		280	21	
405	FD-11	6:13	6:05	FD11032607	3/26/2007	6:13	532 RO	1432	3092	4428	<	0.010	0.0023		180	41	
406	FD-10	6:18	6:10	FD10032607	3/26/2007	6:18	570 RO	1432	2999	4294	<	0.010	0.0023	<	100	23	
407	FD-9	6:24	6:23	FD9032607	3/26/2007	6:24	574 RO	1439	3043	4379	<	0.010	0.0023		150	34	
408	FD-8	6:22	6:15	FD8032607	3/26/2007	6:22	575 RO	1433	3108	4453	<	0.010	0.0022		110	26	
409	FD-6	6:55	7:00	FD6032607	3/26/2007	6:55	573 RO	1445	2991	4322		0.022	0.0051		210	49	
410	FD-4	6:50	6:50	FD4032607	3/26/2007	6:50	568 RO	1440	2913	4194	<	0.010	0.0024		110	27	
411	FD-1	6:23	6:20	FD1032607	3/26/2007	6:23	569 RO	1437	3118	4481	<	0.010	0.0022		160	37	
412	FD-11	3/27/07	3/28/07	FD11032707	3/27/2007	6:05	560 RO	1444	3097	4472	<	0.010	0.0022		120	28	
413	FD-10	3/27/07	3/28/07	FD10032707	3/27/2007	6:10	563 RO	1443	3026	4366	<	0.010	0.0023		100	23	2007031052
414	FD-9	3/27/07	3/28/07	FD9032707	3/27/2007	6:23	566 RO	1441	3034	4372	<	0.010	0.0023		170	38	Received 3/30/07
415	FD-8	3/27/07	3/28/07	FD8032707	3/27/2007	6:15	567 RO	1443	3093	4463	<	0.010	0.0022		120	28	Cr6 anal 4/5/07
416	FD-6	3/27/07	3/28/07	FD6032707	3/27/2007	7:00	571 RO	1440	2997	4315	<	0.010	0.0023		150	36	Part anal 4/4/07
417	FD-4	3/27/07	3/28/07	FD4032707	3/27/2007	6:50	572 RO	1440	2873	4138	<	0.010	0.0024	<	100	24	
418	FD-1	3/27/07	3/28/07	FD1032707	3/27/2007	6:20	593 RO	1441	3093	4456	<	0.010	0.0022		360	81	
419	FD-11	6:09	6:09	FD11032807	3/28/2007	6:09	588 RO	1440	3109	4478	<	0.010	0.0022	<	100	22	
420	FD-10	6:13	6:14	FD10032807	3/28/2007	6:13	587 RO	1441	2961	4267	<	0.010	0.0023	<	100	23	
421	FD-9	6:24	6:25	FD9032807	3/28/2007	6:24	586 RO	1441	2995	4316	<	0.010	0.0023	<	100	23	
422	FD-8	6:18	6:18	FD8032807	3/28/2007	6:18	585 RO	1440	3038	4375		0.024	0.0055		110	25	
423	FD-6	7:00	7:00	FD6032807	3/28/2007	7:00	584 RO	1440	2968	4274		0.018	0.0042	<	100	23	
424	FD-4	6:50	6:50	FD4032807	3/28/2007	6:50	583 RO	1440	2780	4003	<	0.010	0.0025	<	100	25	
425	FD-1	6:21	6:20	FD1032807	3/28/2007	6:21	582 RO	1439	3080	4432	<	0.010	0.0023		190	43	
426	FD-11	6:09	6:15	FD11032907	3/29/2007	6:09	581 RO	1446	3138	4538		0.012	0.0027	<	100	22	
427	FD-10	6:14	6:17	FD10032907	3/29/2007	6:14	580 RO	1443	2934	4234		0.024	0.0056	<	100	24	
428	FD-9	6:25	6:26	FD9032907	3/29/2007	6:25	579 RO	1441	3041	4382		0.035	0.0080		100	24	
429	FD-8	6:18	6:20	FD8032907	3/29/2007	6:18	578 RO	1442	3074	4433		0.012	0.0026	<	100	23	
430	FD-6	7:00	7:00	FD6032907	3/29/2007	7:00	577 RO	1440	2981	4292		0.010	0.0024		110	25	
431	FD-4	6:50	6:50	FD4032907	3/29/2007	6:50	610 RO	1440	2803	4036		0.022	0.0054	<	100	25	2007040055
432	FD-1	6:20	6:23	FD1032907	3/29/2007	6:20	609 RO	1443	3135	4524		0.016	0.0035		180	39	Received 4/3/07
433	FD-11	6:15	6:16	FD11033007	3/30/2007	6:15	594 RO	4321	3140	13567		0.024	0.0018		320	23	Cr6 anal 4/10/07
434	FD-10	6:17	6:20	FD10033007	3/30/2007	6:17	595 RO	4323	2961	12801		0.016	0.0013		170	13	Part anal 4/5/07
435	FD-9	6:26	6:30	FD9033007	3/30/2007	6:26	596 RO	4324	3055	13209		0.024	0.0018		240	18	
436	FD-8	6:20	6:24	FD8033007	3/30/2007	6:20	597 RO	4324	3062	13240	<	0.010	0.00076		280	21	
437	FD-6	7:00	7:00	FD6033007	3/30/2007	7:00	598 RO	4320	2911	12576	<	0.010	0.00080		390	31	
438	FD-4	6:50	6:50	FD4033007	3/30/2007	6:50	599 RO	4320	2807	12124	<	0.010	0.00082		200	17	
439	FD-1	6:23	6:26	FD1033007	3/30/2007	6:23	600 RO	4323	3132	13541	<	0.010	0.00074		360	27	
440	FD-11	6:16	6:11	FD11040207	4/2/2007	6:16	2139 RO	1435	3085	4427	<	0.010	0.0023		150	33	
441	FD-10	6:20	6:15	FD10040207	4/2/2007	6:20	2138 RO	1435	2978	4274	<	0.010	0.0023		120	28	
442	FD-9	6:30	6:25	FD9040207	4/2/2007	6:30	2137 RO	1435	3003	4309		0.013	0.0029		140	33	
443	FD-8	6:24	6:20	FD8040207	4/2/2007	6:24	2136 RO	1436	3059	4392	<	0.010	0.0023		120	28	
444	FD-6	7:00	7:00	FD6040207	4/2/2007	7:00	2135 RO	1440	2880	4147	<	0.010	0.0024		160	38	

Sample Identification											Results						
	Location ID	Start Time	End Time	Field Sample ID	Sample Date	Sample Time	Filter #	Sampling Time (Min)	Avg Flow Rate (mlPM)	Total Volume (L)	Hexavalent Chromium (ug)		(ug/m3)	Total Particulate (ug)		(ug/m3)	LWO #
445	FD-4	6:50	6:50	FD4040207	4/2/2007	6:50	2167 RO	1440	2779	4001	<	0.010	0.0025		100	25	
446	FD-1	6:26	6:22	FD1040207	4/2/2007	6:26	2168 RO	1436	3093	4442	<	0.010	0.0023		180	39	
447	FD-11	6:11	6:05	FD11040307	4/3/2007	6:11	2164 RO	1434	3093	4435	<	0.010	0.0023		120	28	
448	FD-10	6:15	6:08	FD10040307	4/3/2007	6:15	2163 RO	1433	2982	4273	<	0.010	0.0023	<	100	23	
449	FD-9	6:25	6:20	FD9040307	4/3/2007	6:25	2162 RO	1435	2990	4291	<	0.010	0.0023		110	26	
450	FD-8	6:20	6:14	FD8040307	4/3/2007	6:20	2161 RO	1434	3070	4402	<	0.010	0.0023		110	24	
451	FD-6	7:00	7:00	FD6040307	4/3/2007	7:00	2160 RO	1440	2925	4212	<	0.010	0.0024		200	47	
452	FD-4	6:50	6:50	FD4040307	4/3/2007	6:50	2159 RO	1440	2764	3979	<	0.010	0.0025	<	100	25	
453	FD-1	6:22	6:16	FD1040307	4/3/2007	6:22	2158 RO	1434	3077	4413	<	0.010	0.0023		150	34	
454	FD-11	6:05	6:07	FD11040407	4/4/2007	6:05	2185 RO	1442	3093	4460	<	0.010	0.0022	<	100	22	
455	FD-10	6:08	6:10	FD10040407	4/4/2007	6:08	2184 RO	1442	2982	4300	<	0.010	0.0023	<	100	23	
456	FD-9	6:20	6:20	FD9040407	4/4/2007	6:20	2183 RO	1440	2990	4306	<	0.010	0.0023	<	100	23	
457	FD-8	6:14	6:14	FD8040407	4/4/2007	6:14	2182 RO	1440	3070	4421	<	0.010	0.0023	<	100	23	
458	FD-6	7:00	7:00	FD6040407	4/4/2007	7:00	2181 RO	1440	2925	4212	<	0.010	0.0024	<	100	24	
459	FD-4	6:50	6:50	FD4040407	4/4/2007	6:50	2180 RO	1440	2764	3979	<	0.010	0.0025	<	100	25	
460	FD-1	6:16	6:16	FD1040407	4/4/2007	6:16	2179 RO	1440	3077	4431	<	0.010	0.0023	<	100	23	2007040152 Received 4/6/07 Cr6 anal 4/13/07 Part anal 4/10/07
461	FD-11	6:07	6:18	FD11040507	4/5/2007	6:07	2196 RO	1451	2622	3805	<	0.010	0.0026	<	100	26	
462	FD-10	6:10	6:23	FD10040507	4/5/2007	6:10	2197 RO	1453	3003	4363		0.014	0.0032	<	100	23	
463	FD-9	6:20	6:35	FD9040507	4/5/2007	6:20	2198 RO	1455	3058	4449		0.012	0.0026	<	100	22	
464	FD-8	6:14	6:40	FD8040507	4/5/2007	6:14	2199 RO	1466	3078	4512		0.020	0.0045	<	100	22	
465	FD-6	7:00	7:12	FD6040507	4/5/2007	7:00	2200 RO	1452	2927	4250		0.024	0.0055	<	100	24	
466	FD-4	6:50	7:00	FD4040507	4/5/2007	6:50	2201 RO	1450	2766	4011		0.013	0.0033	<	100	25	
467	FD-1	6:16	6:30	FD1040507	4/5/2007	6:16	2202 RO	1454	3077	4474		0.014	0.0031	<	100	22	2007040249 Received 4/10/07 Cr6 anal 4/17/07 Part anal 4/12/07
468	FD-11	6:18	6:16	FD11040607	4/6/2007	6:18	2178 RO	4318	2254	9731		0.014	0.0015		130	13	
469	FD-10	6:23	6:21	FD10040607	4/6/2007	6:23	2177 RO	4318	2967	12812		0.033	0.0026		110	9	
470	FD-9	6:35	6:28	FD9040607	4/6/2007	6:35	2176 RO	4313	3094	13346		0.031	0.0023		160	12	
471	FD-8	6:40	6:35	FD8040607	4/6/2007	6:40	2175 RO	4315	3102	13386		0.018	0.0014		140	10	
472	FD-6	7:12	7:07	FD6040607	4/6/2007	7:12	2174 RO	4315	3001	12950		0.019	0.0015		200	15	
473	FD-4	7:00	6:59	FD4040607	4/6/2007	7:00	2173 RO	4319	2813	12151		0.013	0.0011	<	100	8	
474	FD-1	6:30	6:25	FD1040607	4/6/2007	6:30	2172 RO	4315	3134	13522		0.018	0.0013		210	16	
475	FD-11	6:16	6:15	FD11040907	4/9/2007	6:16	1664 RO	1439	2410	3468	<	0.010	0.0029	<	100	29	
476	FD-10	6:21	6:19	FD10040907	4/9/2007	6:21	1663 RO	1438	2926	4208	<	0.010	0.0024	<	100	24	
477	FD-9	6:28	6:26	FD9040907	4/9/2007	6:28	1662 RO	1438	3068	4412	<	0.010	0.0023		120	27	
478	FD-8	6:35	6:32	FD8040907	4/9/2007	6:35	1661 RO	1437	3098	4451	<	0.010	0.0022	<	100	22	
479	FD-6	7:07	7:12	FD6040907	4/9/2007	7:07	1660 RO	1445	3005	4342		0.017	0.0039		110	25	
480	FD-4	6:59	7:04	FD4040907	4/9/2007	6:59	1659 RO	1445	2852	4120	<	0.010	0.0024	<	100	24	
481	FD-1	6:25	6:23	FD1040907	4/9/2007	6:25	1658 RO	1438	3167	4554	<	0.010	0.0022		170	38	
482	FD-11	6:15	6:18	FD11041007	4/10/2007	6:15	1676 RO	1443	2451	3537	<	0.010	0.0028		130	37	
483	FD-10	6:19	6:22	FD10041007	4/10/2007	6:19	1675 RO	1443	2957	4267	<	0.010	0.0023		100	24	
484	FD-9	6:26	6:30	FD9041007	4/10/2007	6:26	1674 RO	1444	3061	4420	<	0.010	0.0023		160	36	
485	FD-8	6:32	6:36	FD8041007	4/10/2007	6:32	1673 RO	1444	3128	4516	<	0.010	0.0022		110	25	
486	FD-6	7:12	7:09	FD6041007	4/10/2007	7:12	1672 RO	1437	2957	4249		0.014	0.0033		160	39	
487	FD-4	7:04	7:01	FD4041007	4/10/2007	7:04	1667 RO	1437	2820	4052		0.013	0.0032	<	100	25	
488	FD-1	6:23	6:26	FD1041007	4/10/2007	6:23	1666 RO	1443	3120	4502		0.013	0.0030		220	48	
489	FD-11	6:18	6:21	FD11041107	4/11/2007	6:18	1703 RO	1443	2497	3602	<	0.010	0.0028		200	57	
490	FD-10	6:22	6:25	FD10041107	4/11/2007	6:22	1702 RO	1443	2992	4317	<	0.010	0.0023		100	24	
491	FD-9	6:30	6:33	FD9041107	4/11/2007	6:30	1701 RO	1443	3049	4400	<	0.010	0.0023		120	24	
492	FD-8	6:36	6:39	FD8041107	4/11/2007	6:36	1700 RO	1443	3129	4515	<	0.010	0.0022		130	28	
493	FD-6	7:09	7:15	FD6041107	4/11/2007	7:09	1699 RO	1446	2931	4239	<	0.038	0.0091		200	40	
494	FD-4	7:01	7:01	FD4041107	4/11/2007	7:01	1698 RO	1440	2790	4018	<	0.010	0.0025		120	29	2007040362 Received 4/13/07 Cr6 anal 4/19/07 Part anal 4/19/07

Sample Identification											Results						
	Location ID	Start Time	End Time	Field Sample ID	Sample Date	Sample Time	Filter #	Sampling Time (Min)	Avg Flow Rate (mlPM)	Total Volume (L)	Hexavalent Chromium (ug)		(ug/m3)	Total Particulate (ug)		(ug/m3)	LWO #
495	FD-1	6:26	6:28	FD1041107	4/11/2007	6:26	1697 RO	1442	3087	4451	<	0.010	0.0022		160	36	
496	FD-11	6:21	6:23	FD11041207	4/12/2007	6:21	1683 RO	1442	2497	3600	<	0.010	0.0028	<	100	28	2007040466 Received 4/17/07 Cr6 anal 4/24/07 Part anal 4/19/07
497	FD-10	6:25	6:27	FD10041207	4/12/2007	6:25	1682 RO	1442	2992	4314	<	0.010	0.0023	<	100	23	
498	FD-9	6:33	6:34	FD9041207	4/12/2007	6:33	1681 RO	1441	3049	4394	<	0.010	0.0023	<	100	23	
499	FD-8	6:39	6:40	FD8041207	4/12/2007	6:39	1680 RO	1441	3129	4509	<	0.010	0.0022	<	100	22	
500	FD-6	7:15	7:11	FD6041207	4/12/2007	7:15	1679 RO	1436	2931	4209	<	0.010	0.0024	<	100	24	
501	FD-4	7:01	7:03	FD4041207	4/12/2007	7:01	1678 RO	1442	2790	4024	<	0.010	0.0025	<	100	25	
502	FD-1	6:28	6:31	FD1041207	4/12/2007	6:28	1677 RO	1443	3087	4454	<	0.010	0.0022	<	100	22	
503	FD-11	6:23	6:42	FD11041307	4/13/2007	6:23	1696 RO	4339	2532	10986	<	0.010	0.0009	<	100	9	
504	FD-10	6:27	6:48	FD10041307	4/13/2007	6:27	1695 RO	4341	3042	13205	<	0.010	0.0008	<	100	8	
505	FD-9	6:34	6:35	FD9041307	4/13/2007	6:34	1694 RO	4321	3050	13178	<	0.010	0.0008	<	100	8	
506	FD-6	7:11	7:25	FD6041307	4/13/2007	7:11	1689 RO	4334	2933	12713	<	0.010	0.0008	<	100	8	
507	FD-4	7:03	7:20	FD4041307	4/13/2007	7:03	1688 RO	4337	2784	12076	<	0.010	0.0008	<	100	8	
508	FD-1	6:31	7:16	FD1041307	4/13/2007	6:31	1687 RO	4365	3130	13662	<	0.010	0.0007		120	9	
509	Field Blank	0:00	0:00	FB041607	4/16/2007	0:00	1684 RO	0	0								
510	Trip Blank	0:00	0:00	TB041607	4/16/2007	0:00	1685 RO	0	0								
511	FD-11	6:42	6:15	FD11041607	4/16/2007	6:42	1710 RO	1413	2645	3737		0.013	0.0036	<	100	27	2007040635 Received 4/20/07 Cr6 anal 4/26/07 Part anal 4/23/07
512	FD-10	6:48	6:20	FD10041607	4/16/2007	6:48	1709 RO	1412	3029	4277	<	0.010	0.0023	<	100	23	
513	FD-9	6:35	6:28	FD9041607	4/16/2007	6:35	1708 RO	1433	3038	4353		0.017	0.0039	<	100	23	
514	FD-8	7:13	6:33	FD8041607	4/16/2007	7:13	1707 RO	1400	3095	4333		0.011	0.0026	<	100	23	
515	FD-6	7:25	7:32	FD6041607	4/16/2007	7:25	1706 RO	1447	2941	4256	<	0.010	0.0023	<	100	23	
516	FD-4	7:20	7:06	FD4041607	4/16/2007	7:20	1705 RO	1426	2786	3972	<	0.010	0.0025	<	100	25	
517	FD-1	7:16	6:24	FD1041607	4/16/2007	7:16	1704 RO	1388	3169	4399	<	0.010	0.0023	<	100	23	
518	FD-11	6:15	6:37	FD11041707	4/17/2007	6:15	1720 RO	1462	2684	3925		0.014	0.0036	<	100	25	
519	FD-10	6:20	6:32	FD10041707	4/17/2007	6:20	1719 RO	1452	2972	4315		0.018	0.0042	<	100	23	
520	FD-9	6:28	6:25	FD9041707	4/17/2007	6:28	1718 RO	1437	3003	4315	<	0.010	0.0023	<	100	23	
521	FD-8	6:33	6:53	FD8041707	4/17/2007	6:33	1717 RO	1460	3126	4564	<	0.010	0.0022	<	100	22	
522	FD-6	7:32	7:14	FD6041707	4/17/2007	7:32	1716 RO	1422	2913	4143		0.012	0.0029	<	100	24	
523	FD-4	7:06	7:05	FD4041707	4/17/2007	7:06	1715 RO	1439	2788	4013		0.021	0.0051	<	100	25	
524	FD-1	6:24	6:46	FD1041707	4/17/2007	6:24	1714 RO	1462	3173	4638		0.019	0.0040	<	100	22	
525	Office	8:05	15:28	Of041707	4/17/2007	8:05	1711 RO	443	3069	1360		0.033	0.0250	<	100	74	
526	Trailer	8:02	15:05	Tr041707	4/17/2007	8:02	1712 RO	423	2998	1268	<	0.010	0.0079	<	100	79	
527	FD-11	6:37	6:25	FD11041807	4/18/2007	6:37	1669 RO	1428	2768	3953		0.010	0.0025	<	100	25	
528	FD-10	6:32	6:27	FD10041807	4/18/2007	6:32	1725 RO	1435	2950	4234		0.017	0.0040	<	100	24	
529	FD-9	6:25	6:32	FD9041807	4/18/2007	6:25	1668 RO	1447	2994	4332		0.013	0.0030	<	100	23	
530	FD-8	6:53	6:41	FD8041807	4/18/2007	6:53	1726 RO	1428	3103	4431		0.016	0.0035	<	100	23	
531	FD-6	7:14	6:58	FD6041807	4/18/2007	7:14	1727 RO	1424	2904	4135		0.015	0.0035	<	100	24	
532	FD-4	7:05	6:52	FD4041807	4/18/2007	7:05	1728 RO	1427	2771	3955	<	0.010	0.0025	<	100	25	
533	FD-1	6:46	6:38	FD1041807	4/18/2007	6:46	1670 RO	1432	3154	4516		0.021	0.0048	<	100	22	
534	Field Blank	0:00	0:00	FB041907	4/19/2007	0:00	1739 RO	0	0								
535	Trip Blank	0:00	0:00	TB041907	4/19/2007	0:00	1740 RO	0	0								
536	FD-11	6:25	5:55	FD11041907	4/19/2007	6:25	1729 RO	1410	2757	3887	<	0.010	0.0026	<	100	26	2007040682 Received 4/24/07 Cr6 anal 5/1/07
537	FD-10	6:27	5:52	FD10041907	4/19/2007	6:27	1730 RO	1405	2953	4149	<	0.010	0.0024	<	100	24	
538	FD-9	6:32	5:49	FD9041907	4/19/2007	6:32	1731 RO	1397	2983	4168	<	0.010	0.0024	<	100	24	
539	FD-8	6:41	5:45	FD8041907	4/19/2007	6:41	1733 RO	1384	3073	4253	<	0.010	0.0024	<	100	24	
540	FD-6	6:58	6:07	FD6041907	4/19/2007	6:58	1735 RO	1389	2857	3968	<	0.010	0.0025	<	100	25	
541	FD-4	6:52	6:05	FD4041907	4/19/2007	6:52	1734 RO	1393	2752	3833	<	0.010	0.0026	<	100	26	
542	FD-1	6:38	5:58	FD1041907	4/19/2007	6:38	1732 RO	1400	3134	4387	<	0.010	0.0023	<	100	23	
543	FD-11	5:55	6:05	FD11042007	4/20/2007	5:55	1742 RO	4330	2750	11906		0.015	0.0013		330	28	
544	FD-10	5:52	6:10	FD10042007	4/20/2007	5:52	1744 RO	4338	2936	12738		0.017	0.0013		370	29	

Sample Identification											Results						
	Location ID	Start Time	End Time	Field Sample ID	Sample Date	Sample Time	Filter #	Sampling Time (Min)	Avg Flow Rate (mIPM)	Total Volume (L)	Hexavalent Chromium (ug)		(ug/m3)	Total Particulate (ug)		(ug/m3)	LWO #
545	FD-9	5:49	6:20	FD9042007	4/20/2007	5:49	1745 RO	4351	2961	12884	<	0.010	0.00078		420	33	Part anal 4/25/07
546	FD-8	5:45	6:15	FD8042007	4/20/2007	5:45	2024 RO	4350	3048	13259		0.014	0.0010		450	34	
547	FD-6	6:07	7:00	FD6042007	4/20/2007	6:07	1741 RO	4373	2848	12456		0.030	0.0024		570	46	
548	FD-4	6:05	6:50	FD4042007	4/20/2007	6:05	2023 RO	4365	2761	12053		0.021	0.0017		360	30	
549	FD-1	5:58	6:17	FD1042007	4/20/2007	5:58	2022 RO	4339	3115	13516		0.020	0.0015		630	47	
550	Field Blank	0:00	0:00	FB042307	4/23/2007	0:00	1143 RO	0	0								
551	Trip Blank	0:00	0:00	TB042307	4/23/2007	0:00	1144 RO	0	0								
552	FD-11	6:05	6:09	FD11042307	4/23/2007	6:05	1141 RO	1444	2735	3949	<	0.010	0.0025		300	76	
553	FD-10	6:10	6:13	FD10042307	4/23/2007	6:10	1142 RO	1443	2953	4261	<	0.010	0.0023		160	38	
554	FD-9	6:20	6:20	FD9042307	4/23/2007	6:20	1009 RO	1440	2934	4225	<	0.010	0.0024		140	33	
555	FD-8	6:15	6:26	FD8042307	4/23/2007	6:15	1010 RO	1451	3030	4397		0.015	0.0033		140	31	
556	FD-6	7:00	7:08	FD6042307	4/23/2007	7:00	1011 RO	1448	2906	4208		0.049	0.0120		200	47	
557	FD-4	6:50	6:58	FD4042307	4/23/2007	6:50	1012 RO	1448	2727	3949		0.010	0.0026		200	50	
558	FD-1	6:17	6:16	FD1042307	4/23/2007	6:17	1013 RO	1439	3051	4390	<	0.010	0.0023		120	28	
559	FD-11	6:09	6:16	FD11042407	4/24/2007	6:09	1136 RO	1447	2731	3952		0.011	0.0029	<	100	25	
560	FD-10	6:13	6:20	FD10042407	4/24/2007	6:13	1135 RO	1447	2960	4283		0.016	0.0038	<	100	23	
561	FD-9	6:20	6:28	FD9042407	4/24/2007	6:20	1034 RO	1448	2936	4251		0.014	0.0033		110	26	2007040682
562	FD-8	6:26	6:34	FD8042407	4/24/2007	6:26	1033 RO	1448	3035	4395		0.012	0.0028		130	29	Received 4/24/07
563	FD-6	7:08	7:08	FD6042407	4/24/2007	7:08	1032 RO	1440	2941	4236		0.044	0.0100		190	44	Cr6 anal 5/1/07
564	FD-4	6:58	7:02	FD4042407	4/24/2007	6:58	1031 RO	1444	2708	3910	<	0.010	0.0026	<	100	26	Part anal 4/25/07
565	FD-1	6:16	6:25	FD1042407	4/24/2007	6:16	1030 RO	1449	3015	4369		0.013	0.0030		240	54	
566	FD-11	6:16	6:14	FD11042507	4/25/2007	6:16	1056 RO	1438	2731	3927	<	0.010	0.0025	<	100	25	
567	FD-10	6:20	6:19	FD10042507	4/25/2007	6:20	1055 RO	1439	2960	4259	<	0.010	0.0023	<	100	23	
568	FD-9	6:28	6:26	FD9042507	4/25/2007	6:28	1054 RO	1438	2936	4222		0.016	0.0039	<	100	24	
569	FD-8	6:34	6:33	FD8042507	4/25/2007	6:34	1053 RO	1439	3035	4367		0.018	0.0042	<	100	23	
570	FD-6	7:08	6:52	FD6042507	4/25/2007	7:08	1052 RO	1424	2941	4189		0.012	0.0028		170	41	
571	FD-4	7:02	7:03	FD4042507	4/25/2007	7:02	1051 RO	1441	2708	3902	<	0.010	0.0026	<	100	26	
572	FD-1	6:25	6:23	FD1042507	4/25/2007	6:25	1050 RO	1438	3015	4336	<	0.010	0.0023		130	30	
573	FD-11	6:14	6:38	FD11042607	4/26/2007	6:14	1049 RO	1464	2745	4019		0.016	0.0041	<	100	25	
574	FD-10	6:19	6:43	FD10042607	4/26/2007	6:19	1048 RO	1464	2964	4339		0.025	0.0057	<	100	23	
575	FD-9	6:26	6:54	FD9042607	4/26/2007	6:26	1047 RO	1468	2938	4314	<	0.010	0.0023	<	100	23	
576	FD-8	6:33	7:00	FD8042607	4/26/2007	6:33	1046 RO	1467	3045	4467	<	0.010	0.0022		120	27	
577	FD-6	6:52	7:12	FD6042607	4/26/2007	6:52	1045 RO	1460	2866	4184		0.012	0.0028	<	100	24	
578	FD-4	7:03	7:15	FD4042607	4/26/2007	7:03	1044 RO	1452	2725	3957	<	0.010	0.0025	<	100	25	2007050018
579	FD-1	6:23	6:51	FD1042607	4/26/2007	6:23	1043 RO	1468	2987	4386		0.010	0.0024		130	29	Received 5/1/07
580	FD-11	6:38	6:13	FD11042707	4/27/2007	6:38	1029 RO	4295	2745	11791		0.016	0.0013		220	19	Cr6 anal 5/9/07
581	FD-9	6:54	6:26	FD9042707	4/27/2007	6:54	1027 RO	4292	2964	12720		0.010	0.00081		270	21	Part anal 5/3/07
582	FD-8	7:00	6:32	FD8042707	4/27/2007	7:00	1026 RO	4292	2938	12612	<	0.010	0.00079		260	21	
583	FD-6	7:12	7:00	FD6042707	4/27/2007	7:12	1025 RO	4308	3045	13118	<	0.010	0.00076		260	20	
584	FD-4	7:15	7:04	FD4042707	4/27/2007	7:15	1024 RO	4309	2866	12347		0.022	0.0018		220	18	
585	FD-1	6:51	6:22	FD1042707	4/27/2007	6:51	1023 RO	4291	2725	11693	<	0.010	0.00086		270	23	
586	FD-11	6:13	6:23	FD11043007	4/30/2007	6:13	1022 RO	1450	2732	3962		0.015	0.0039		190	48	
587	FD-10	6:17	6:28	FD10043007	4/30/2007	6:17	1021 RO	1451	2930	4252		0.014	0.0032		120	27	
588	FD-9	6:26	6:35	FD9043007	4/30/2007	6:26	1020 RO	1449	2915	4224	<	0.010	0.0024		150	35	2007050129
589	FD-8	6:32	6:39	FD8043007	4/30/2007	6:32	1019 RO	1447	3001	4343	<	0.010	0.0023		160	37	Received 5/4/07
590	FD-6	7:00	6:56	FD6043007	4/30/2007	7:00	1018 RO	1436	2800	4021		0.015	0.0038		220	53	Cr6 anal 5/11/07
591	FD-4	7:04	7:03	FD4043007	4/30/2007	7:04	1017 RO	1439	2786	4009		0.012	0.0029	<	100	25	Part anal 5/9/07
592	FD-1	6:22	6:32	FD1043007	4/30/2007	6:22	1016 RO	1450	3007	4360		0.015	0.0035		210	47	
593	FD-11	6:23	6:10	FD11050107	5/1/2007	6:23	1004 RO	1427	2714	3872	<	0.010	0.0039		140	36	
594	FD-10	6:28	6:14	FD10050107	5/1/2007	6:28	1003 RO	1426	2922	4166	<	0.010	0.0032	<	100	24	

Sample Identification											Results						
	Location ID	Start Time	End Time	Field Sample ID	Sample Date	Sample Time	Filter #	Sampling Time (Min)	Avg Flow Rate (mIPM)	Total Volume (L)	Hexavalent Chromium (ug)		(ug/m3)	Total Particulate (ug)		(ug/m3)	LWO #
595	FD-9	6:35	6:26	FD9050107	5/1/2007	6:35	1002 RO	1431	2895	4142		0.013	0.0024	<	100	24	
596	FD-8	6:39	6:32	FD8050107	5/1/2007	6:39	1001 RO	1433	2982	4273	<	0.010	0.0023	<	100	23	
597	FD-6	6:56	6:56	FD6050107	5/1/2007	6:56	1000 RO	1440	2812	4049	<	0.010	0.0038		230	57	
598	FD-4	7:03	7:00	FD4050107	5/1/2007	7:03	999 RO	1437	2782	3997	<	0.010	0.0029	<	100	25	2007050129
599	FD-1	6:32	6:20	FD1050107	5/1/2007	6:32	998 RO	1428	3046	4349	<	0.010	0.0035	<	100	23	Received 5/4/07
600	FD-11	6:10	6:15	FD11050207	5/2/2007	6:10	1412 RP	1445	2722	3934	<	0.010	0.0026	<	100	25	Cr6 anal 5/11/07
601	FD-10	6:14	6:19	FD10050207	5/2/2007	6:14	1411 RP	1445	2895	4184		0.011	0.0024	<	100	24	Part anal 5/9/07
602	FD-9	6:26	6:25	FD9050207	5/2/2007	6:26	1410 RP	1439	2902	4175		0.014	0.0024	<	100	24	
603	FD-8	6:32	6:31	FD8050207	5/2/2007	6:32	1409 RP	1439	3004	4323	<	0.010	0.0023	<	100	23	
604	FD-6	6:56	6:57	FD6050207	5/2/2007	6:56	1408 RP	1441	2860	4122	<	0.010	0.0025	<	100	24	
605	FD-4	7:00	7:04	FD4050207	5/2/2007	7:00	1407 RP	1444	2711	3914	<	0.010	0.0025	<	100	26	
606	FD-1	6:20	6:23	FD1050207	5/2/2007	6:20	1406 RP	1443	3049	4399	<	0.010	0.0023	<	100	23	
607	FD-11	6:15	6:17	FD11050307	5/3/2007	6:15	1421 RP	1442	2727	3932	<	0.010	0.0025		110	28	
608	FD-10	6:19	6:20	FD10050307	5/3/2007	6:19	1420 RP	1441	2877	4145	<	0.010	0.0024	<	100	24	
609	FD-9	6:25	6:25	FD9050307	5/3/2007	6:25	1417 RP	1440	2927	4215	<	0.010	0.0024		120	29	
610	FD-8	6:31	6:31	FD8050307	5/3/2007	6:31	1416 RP	1440	3010	4334	<	0.010	0.0023		110	26	
611	FD-6	6:57	6:57	FD6050307	5/3/2007	6:57	1415 RP	1440	2861	4119	<	0.010	0.0024		170	40	
612	FD-4	7:04	7:09	FD4050307	5/3/2007	7:04	1414 RP	1445	2695	3894	<	0.010	0.0026		100	27	2007050206
613	FD-1	6:23	6:23	FD1050307	5/3/2007	6:23	1413 RP	1440	3036	4371	<	0.010	0.0023		150	34	Received 5/8/07
614	FD-11	6:17	6:15	FD11050407	5/4/2007	6:17	1392 RP	4318	2731	11791		0.014	0.0012		320	27	Cr6 anal 5/14/07
615	FD-10	6:20	6:17	FD10050407	5/4/2007	6:20	1391 RP	4317	2877	12418		0.016	0.0013		250	20	Part anal 5/9/07
616	FD-9	6:25	6:43	FD9050407	5/4/2007	6:25	1390 RP	4338	2919	12664		0.034	0.0027		340	27	
617	FD-8	6:31	6:53	FD8050407	5/4/2007	6:31	1389 RP	4342	3008	13060		0.014	0.0011		350	27	
618	FD-6	6:57	6:25	FD6050407	5/4/2007	6:57	1388 RP	4288	2876	12331		0.013	0.0011		380	31	
619	FD-4	7:09	6:29	FD4050407	5/4/2007	7:09	1387 RP	4280	2689	11509	<	0.010	0.00087		210	19	
620	FD-1	6:23	6:19	FD1050407	5/4/2007	6:23	1386 RP	4316	3036	13105		0.015	0.0012		460	35	
621	FD-11	6:15	5:51	FD11050707	5/7/2007	6:15	1403 RP	1416	2742	3883	<	0.010	0.0026		100	27	
622	FD-10	6:17	5:54	FD10050707	5/7/2007	6:17	1400 RP	1417	2901	4111	<	0.010	0.0024	<	100	24	
623	FD-9	6:43	6:12	FD9050707	5/7/2007	6:43	1395 RP	1409	2905	4094	<	0.010	0.0024	<	100	24	
624	FD-8	6:53	6:17	FD8050707	5/7/2007	6:53	1396 RP	1404	3024	4246	<	0.010	0.0024	<	100	24	
625	FD-6	6:25	6:09	FD6050707	5/7/2007	6:25	1397 RP	1424	2866	4081	<	0.010	0.0025		110	27	
626	FD-4	6:29	6:02	FD4050707	5/7/2007	6:29	1401 RP	1413	2709	3827	<	0.010	0.0026	<	100	26	
627	FD-1	6:19	5:58	FD1050707	5/7/2007	6:19	1404 RP	1419	3054	4334	<	0.010	0.0023		130	30	
628	FD-11	5:51	5:47	FD11050807	5/8/2007	5:51	1393 RP	1436	2727	3916		0.013	0.0034		160	42	
629	FD-10	5:54	5:52	FD10050807	5/8/2007	5:54	1426 RP	1438	2933	4218	<	0.010	0.0024	<	100	24	
630	FD-9	6:12	5:58	FD9050807	5/8/2007	6:12	1398 RP	1426	2906	4143	<	0.010	0.0024		130	31	2007050314
631	FD-8	6:17	6:00	FD8050807	5/8/2007	6:17	1394 RP	1423	3033	4315	<	0.010	0.0023		130	30	Received 5/11/07
632	FD-6	6:09	5:54	FD6050807	5/8/2007	6:09	1379 RP	1425	2848	4058	<	0.010	0.0025		140	34	Cr6 anal 5/17/07
633	FD-4	6:02	6:14	FD4050807	5/8/2007	6:02	1381 RP	1452	2681	3892	<	0.010	0.0026		150	39	Part anal 5/15/07
634	FD-1	5:58	6:18	FD1050807	5/8/2007	5:58	1399 RP	1460	3019	4407	<	0.010	0.0023		160	37	
635	FD-11	5:47	5:45	FD11050907	5/9/2007	5:47	1366 RP	1438	2703	3886	<	0.010	0.0026		150	39	
636	FD-10	5:52	5:52	FD10050907	5/9/2007	5:52	1367 RP	1440	2907	4186	<	0.010	0.0024	<	100	24	
637	FD-9	5:58	6:00	FD9050907	5/9/2007	5:58	1378 RP	1442	2852	4113	<	0.010	0.0024		120	29	
638	FD-8	6:00	6:03	FD8050907	5/9/2007	6:00	1373 RP	1443	2998	4326	<	0.010	0.0023		110	25	
639	FD-6	5:54	6:55	FD6050907	5/9/2007	5:54	1380 RP	1501	2832	4251	<	0.010	0.0024		150	35	
640	FD-4	6:14	6:12	FD4050907	5/9/2007	6:14	1362 RP	1438	2630	3781	<	0.010	0.0026		120	33	
641	FD-1	6:18	6:16	FD1050907	5/9/2007	6:18	1361 RP	1438	2961	4257	<	0.010	0.0023		150	35	
642	FD-11	5:45	6:06	FD11051007	5/10/2007	5:45	1370 RP	1461	2784	4068	<	0.010	0.0025		170	42	
643	FD-10	5:52	6:01	FD10051007	5/10/2007	5:52	1355 RP	1449	2789	4041	<	0.010	0.0025		120	29	
644	FD-9	6:00	5:56	FD9051007	5/10/2007	6:00	1354 RP	1436	2821	4050	<	0.010	0.0025		130	32	

Sample Identification											Results						
	Location ID	Start Time	End Time	Field Sample ID	Sample Date	Sample Time	Filter #	Sampling Time (Min)	Avg Flow Rate (mlPM)	Total Volume (L)	Hexavalent Chromium (ug)		(ug/m3)	Total Particulate (ug)		(ug/m3)	LWO #
645	FD-8	6:03	5:53	FD8051007	5/10/2007	6:03	1356 RP	1430	2964	4239	<	0.010	0.0024		150	35	
646	FD-6	6:55	5:48	FD6051007	5/10/2007	6:55	1360 RP	1373	2824	3877	<	0.010	0.0026		270	70	
647	FD-4	6:12	5:50	FD4051007	5/10/2007	6:12	1365 RP	1418	2612	3704	<	0.010	0.0027		140	38	2007050419
648	FD-1	6:16	5:45	FD1051007	5/10/2007	6:16	1359 RP	1409	2931	4130	<	0.010	0.0024		160	38	Received 5/15/07
649	FD-11	6:06	6:04	FD11051107	5/11/2007	6:06	1908 RP	1438	2772	3986		0.014	0.0035		250	62	Cr6 anal 5/18/07
650	FD-10	6:01	6:08	FD10051107	5/11/2007	6:01	2035 RP	1447	2802	4055		0.018	0.0044		240	58	Part anal 5/18/07
651	FD-9	5:56	6:16	FD9051107	5/11/2007	5:56	1823 RP	1460	2850	4160		0.013	0.0031		280	67	
652	FD-8	5:53	6:12	FD8051107	5/11/2007	5:53	1902 RP	1459	2971	4334	<	0.010	0.0023		280	63	
653	FD-6	5:48	6:25	FD6051107	5/11/2007	5:48	1912 RP	1477	2800	4135		0.012	0.0029		300	72	
654	FD-4	5:50	6:40	FD4051107	5/11/2007	5:50	1897 RP	1490	2604	3880		0.025	0.0065		220	57	
655	FD-1	5:45	6:22	FD1051107	5/11/2007	5:45	1907 RP	1477	2920	4313		0.014	0.0033		300	69	
656	FD-11	6:04	6:12	FD11051407	5/14/2007	6:04	1909 RP	1448	2672	3869	<	0.010	0.0026	<	100	26	
657	FD-10	6:08	6:07	FD10051407	5/14/2007	6:08	1910 RP	1439	2894	4164	<	0.010	0.0024	<	100	24	
658	FD-9	6:16	6:26	FD9051407	5/14/2007	6:16	1911 RP	1450	2871	4164	<	0.010	0.0024		120	29	
659	FD-8	6:12	6:15	FD8051407	5/14/2007	6:12	2036 RP	1443	2980	4300	<	0.010	0.0023	<	100	23	
660	FD-6	6:25	6:20	FD6051407	5/14/2007	6:25	1906 RP	1435	2811	4033	<	0.010	0.0025		140	36	
661	FD-4	6:40	6:50	FD4051407	5/14/2007	6:40	2038 RP	1450	2632	3816	<	0.010	0.0026	<	100	26	
662	FD-1	6:22	6:18	FD1051407	5/14/2007	6:22	2037 RP	1436	2973	4270	<	0.010	0.0024		100	24	
663	FD-11	6:12	6:00	FD11051507	5/15/2007	6:12	1898 RP	1428	2684	3833	<	0.010	0.0026		160	41	
664	FD-10	6:07	6:07	FD10051507	5/15/2007	6:07	1899 RP	1440	2880	4147	<	0.010	0.0024		360	88	
665	FD-9	6:26	6:22	FD9051507	5/15/2007	6:26	1900 RP	1436	2875	4128		0.016	0.0040		260	62	200705539
666	FD-8	6:15	6:10	FD8051507	5/15/2007	6:15	1901 RP	1435	2990	4291	<	0.010	0.0023		240	57	Received 5/18/07
667	FD-6	6:20	6:17	FD6051507	5/15/2007	6:20	1903 RP	1437	2835	4074		0.026	0.0065		500	120	Cr6 anal 5/23/07
668	FD-4	6:50	6:50	FD4051507	5/15/2007	6:50	1904 RP	1440	2652	3818	<	0.010	0.0026		100	27	Part anal 5/22/07
669	FD-1	6:18	6:13	FD1051507	5/15/2007	6:18	1905 RP	1435	3037	4358	<	0.010	0.0023		160	36	
670	FD-11	6:00	6:05	FD11051607	5/16/2007	6:00	1916 RP	1445	2682	3875	<	0.010	0.0026		310	81	
671	FD-10	6:07	6:09	FD10051607	5/16/2007	6:07	1917 RP	1442	2900	4181	<	0.010	0.0024		150	37	
672	FD-9	6:22	6:23	FD9051607	5/16/2007	6:22	1918 RP	1441	2837	4088	<	0.010	0.0025		240	58	
673	FD-8	6:10	6:13	FD8051607	5/16/2007	6:10	1919 RP	1443	2949	4255	<	0.010	0.0024		180	43	
674	FD-6	6:17	6:17	FD6051607	5/16/2007	6:17	1920 RP	1440	2789	4016		0.023	0.0058		510	130	
675	FD-4	6:50	6:50	FD4051607	5/16/2007	6:50	1921 RP	1440	2624	3779	<	0.010	0.0027		150	39	
676	FD-1	6:13	6:15	FD1051607	5/16/2007	6:13	1922 RP	1442	3044	4390	<	0.010	0.0023		160	37	
677	FD-11	6:05	6:29	FD11051707	5/17/2007	6:05	1913 RP	1464	2680	3924		0.016	0.0040	<	100	25	
678	FD-10	6:09	6:32	FD10051707	5/17/2007	6:09	1914 RP	1463	2867	4194	<	0.010	0.0024	<	100	24	
679	FD-9	6:23	6:36	FD9051707	5/17/2007	6:23	1915 RP	1453	2822	4100		0.012	0.0029	<	100	24	
680	FD-8	6:13	6:42	FD8051707	5/17/2007	6:13	1943 RP	1469	2906	4270	<	0.010	0.0024	<	100	23	
681	FD-6	6:17	6:52	FD6051707	5/17/2007	6:17	1944 RP	1475	2790	4115		0.017	0.0040	<	100	24	
682	FD-4	6:50	7:03	FD4051707	5/17/2007	6:50	1945 RP	1453	2617	3802	<	0.010	0.0026	<	100	26	2007050622
683	FD-1	6:15	6:46	FD1051707	5/17/2007	6:15	1946 RP	1471	3020	4442	<	0.010	0.0023	<	100	23	Received 5/22/07
684	FD-11	6:29	6:15	FD11051807	5/18/2007	6:29	1947 RP	4306	2682	11547		0.010	0.00089		160	14	Cr6 anal 5/29/07
685	FD-10	6:32	6:19	FD10051807	5/18/2007	6:32	1948 RP	4307	2877	12390		0.010	0.00081		160	13	Part anal 5/24/07
686	FD-9	6:36	6:28	FD9051807	5/18/2007	6:36	1949 RP	4312	2876	12401		0.012	0.00093		200	16	
687	FD-8	6:42	6:34	FD8051807	5/18/2007	6:42	1950 RP	4312	2911	12550		0.023	0.0018		240	19	
688	FD-6	6:52	7:00	FD6051807	5/18/2007	6:52	1951 RP	4328	2840	12292		0.033	0.0027		180	15	
689	FD-4	7:03	7:03	FD4051807	5/18/2007	7:03	1952 RP	4320	2630	11359		0.014	0.0012		180	16	
690	FD-1	6:46	6:23	FD1051807	5/18/2007	6:46	1953 RP	4297	3055	13126	<	0.010	0.00077		250	19	
691	FD-11	6:15	5:27	FD11052107	5/21/2007	6:15	1960 RP	1392	2711	3774		0.015	0.0039	<	100	26	
692	FD-10	6:19	5:31	FD10052107	5/21/2007	6:19	1959 RP	1392	2931	4080		0.028	0.0069	<	100	25	
693	FD-9	6:28	5:41	FD9052107	5/21/2007	6:28	1958 RP	1393	2879	4010		0.012	0.0031	<	100	25	
694	FD-8	6:34	5:49	FD8052107	5/21/2007	6:34	1957 RP	1395	2990	4171		0.028	0.0068	<	100	24	

Sample Identification											Results						
	Location ID	Start Time	End Time	Field Sample ID	Sample Date	Sample Time	Filter #	Sampling Time (Min)	Avg Flow Rate (mlPM)	Total Volume (L)	Hexavalent Chromium (ug)		(ug/m3)	Total Particulate (ug)		(ug/m3)	LWO #
695	FD-6	7:00	6:08	FD6052107	5/21/2007	7:00	1956 RP	1388	2842	3945	<	0.010	0.0026		150	39	2007050756 Received 5/25/07 Cr6 anal 5/31/07 Part anal 5/29/07
696	FD-4	7:03	6:12	FD4052107	5/21/2007	7:03	1955 RP	1389	2646	3675	<	0.010	0.0027	<	100	27	
697	FD-1	6:23	5:46	FD1052107	5/21/2007	6:23	1954 RP	1403	3095	4342		0.019	0.0045		170	39	
698	FD-11	5:27	5:43	FD11052207	5/22/2007	5:27	1961 RP	1456	2733	3980	<	0.010	0.0025		110	28	
699	FD-10	5:31	5:48	FD10052207	5/22/2007	5:31	1962 RP	1457	2920	4255		0.011	0.0025		110	27	
700	FD-9	5:41	5:55	FD9052207	5/22/2007	5:41	1963 RP	1454	2868	4170		0.018	0.0042		130	32	
701	FD-8	5:49	6:01	FD8052207	5/22/2007	5:49	1930 RP	1452	3027	4394		0.010	0.0024		140	32	
702	FD-6	6:08	6:23	FD6052207	5/22/2007	6:08	1931 RP	1455	2825	4110	<	0.010	0.0025		180	44	
703	FD-4	6:12	6:29	FD4052207	5/22/2007	6:12	1932 RP	1457	2670	3891	<	0.010	0.0026		190	50	
704	FD-1	5:46	5:51	FD1052207	5/22/2007	5:46	1933 RP	1445	3090	4465	<	0.010	0.0023	<	100	22	
705	FD-11	5:43	5:45	FD11052307	5/23/2007	5:43	2985 RP	1442	2707	3903	<	0.010	0.0026		160	41	
706	FD-10	5:48	5:47	FD10052307	5/23/2007	5:48	2999 RP	1439	2923	4206	<	0.010	0.0024	<	100	24	
707	FD-9	5:55	5:54	FD9052307	5/23/2007	5:55	2978 RP	1439	2868	4126	<	0.010	0.0024		120	29	
708	FD-8	6:01	6:20	FD8052307	5/23/2007	6:01	3000 RP	1459	2968	4331	<	0.010	0.0023		130	30	
709	FD-6	6:23	6:11	FD6052307	5/23/2007	6:23	2996 RP	1428	2833	4046	<	0.010	0.0025		170	41	
710	FD-4	6:29	6:26	FD4052307	5/23/2007	6:29	2972 RP	1437	2640	3793	<	0.010	0.0027		110	29	
711	FD-1	5:51	5:51	FD1052307	5/23/2007	5:51	2995 RP	1440	3077	4431	<	0.010	0.0023		150	33	
712	FD-11	5:45	6:50	FD11052407	5/24/2007	5:45	2971 RP	1505	2671	4020	<	0.010	0.0025		160	39	2007050864 Received 5/30/07 Cr6 anal 6/5/07 Part anal 6/1/07
713	FD-10	5:47	6:54	FD10052407	5/24/2007	5:47	2973 RP	1507	2943	4434	<	0.010	0.0023		160	37	
714	FD-9	5:54	6:57	FD9052407	5/24/2007	5:54	2974 RP	1503	2827	4249	<	0.010	0.0024		200	47	
715	FD-8	6:20	6:13	FD8052407	5/24/2007	6:20	2976 RP	1433	2939	4212		0.013	0.0030		180	43	
716	FD-6	6:11	6:22	FD6052407	5/24/2007	6:11	2977 RP	1451	2825	4099	<	0.010	0.0025		210	51	
717	FD-4	6:26	6:26	FD4052407	5/24/2007	6:26	2997 RP	1440	2614	3764	<	0.010	0.0027		140	36	
718	FD-1	5:51	6:01	FD1052407	5/24/2007	5:51	2949 RP	1450	3038	4404		0.011	0.0024		160	36	
719	FD-11	6:50	5:50	FD11052507	5/25/2007	6:50	2945 RP	5700	2619	14927		0.024	0.0016		570	38	
720	FD-10	6:54	5:54	FD10052507	5/25/2007	6:54	2946 RP	5700	2898	16516		0.033	0.0020		560	34	
721	FD-9	6:57	6:08	FD9052507	5/25/2007	6:57	2947 RP	5711	2774	15844		0.022	0.0014		630	40	
722	FD-8	6:13	5:58	FD8052507	5/25/2007	6:13	2948 RP	5745	2916	16750		0.024	0.0015		560	33	
723	FD-6	6:22	6:25	FD6052507	5/25/2007	6:22	OC sent as 2992 RP	5763	2746	15826		0.029	0.0018		630	40	
724	FD-4	6:26	6:29	FD4052507	5/25/2007	6:26	2953 RP	5763	2583	14887		0.013	0.00086		520	35	
725	FD-1	6:01	6:27	FD1052507	5/25/2007	6:01	2954 RP	5786	2996	17336	<	0.010	0.00058		620	36	
726	FD-11	5:50	5:45	FD11052907	5/29/2007	5:50	2956 RP	1435	2625	3767		0.016	0.0042	<	100	27	2007060042 Received 6/1/07 Cr6 anal 6/7/07 Part anal 6/4/07
727	FD-10	5:54	5:48	FD10052907	5/29/2007	5:54	2957 RP	1434	2843	4077	<	0.010	0.0025	<	100	25	
728	FD-9	6:08	6:15	FD9052907	5/29/2007	6:08	2958 RP	1447	2743	3969		0.016	0.0041		130	33	
729	FD-8	5:58	5:54	FD8052907	5/29/2007	5:58	2959 RP	1436	2891	4151		0.014	0.0033		150	37	
730	FD-6	6:25	6:06	FD6052907	5/29/2007	6:25	2960 RP	1421	2699	3835		0.013	0.0033		170	44	
731	FD-4	6:29	6:20	FD4052907	5/29/2007	6:29	2961 RP	1431	2566	3672	<	0.010	0.0028		160	44	
732	FD-1	6:27	5:56	FD1052907	5/29/2007	6:27	2962 RP	1409	3022	4258		0.016	0.0038		300	71	
733	FD-11	5:45	5:40	FD11053007	5/30/2007	5:45	2964 RP	1435	2629	3772	<	0.010	0.0027		200	52	
734	FD-10	5:48	5:44	FD10053007	5/30/2007	5:48	2965 RP	1436	2853	4097		0.013	0.0031		160	39	
735	FD-9	6:15	5:59	FD9053007	5/30/2007	6:15	2966 RP	1424	2749	3915		0.011	0.0027		200	50	
736	FD-8	5:54	5:48	FD8053007	5/30/2007	5:54	2989 RP	1434	2870	4116		0.016	0.0040		200	48	
737	FD-6	6:06	6:20	FD6053007	5/30/2007	6:06	2990 RP	1454	2674	3888	<	0.010	0.0026		280	72	
738	FD-4	6:20	6:27	FD4053007	5/30/2007	6:20	2991 RP	1447	2566	3713	<	0.010	0.0027		220	60	
739	FD-1	5:56	5:50	FD1053007	5/30/2007	5:56	2992 RP	1434	3016	4324	<	0.010	0.0024		250	57	
740	FD-11	5:40	15:45	FD11053107	5/31/2007	5:40	2144 RP	2045	2633	5384		0.021	0.0039		470	88	2007060136 Received 6/5/07 Cr6 anal 6/12/07 Part anal 6/17/07
741	FD-10	5:44	15:35	FD10053107	5/31/2007	5:44	2145 RP	2031	2908	5907	<	0.010	0.0017		330	56	
742	FD-9	5:59	15:20	FD9053107	5/31/2007	5:59	2149 RP	2001	2786	5575	<	0.010	0.0018		470	85	
743	FD-8	5:48	15:15	FD8053107	5/31/2007	5:48	2150 RP	2007	2876	5773		0.018	0.0031		410	71	
744	FD-6	6:20	15:55	FD6053107	5/31/2007	6:20	2151 RP	2015	2615	5269		0.030	0.0057		510	97	

Sample Identification											Results						
	Location ID	Start Time	End Time	Field Sample ID	Sample Date	Sample Time	Filter #	Sampling Time (Min)	Avg Flow Rate (mlPM)	Total Volume (L)	Hexavalent Chromium (ug)		(ug/m3)	Total Particulate (ug)		(ug/m3)	LWO #
745	FD-4	6:27	14:40	FD4053107	5/31/2007	6:27	2152 RP	1933	2530	4890		0.014	0.0028		360	74	Part anal 6/17/07
746	FD-1	5:50	15:02	FD1053107	5/31/2007	5:50	2153 RP	1992	2926	5829	<	0.010	0.0018		400	69	
747	FD-11	15:45	5:40	FD11060107	6/1/2007	15:45	2126 RP	3715	2660.08	9882		0.020	0.0020		340	35	
748	FD-10	15:35	5:44	FD10060107	6/1/2007	15:35	2141 RP	3729	2945.25	10983		0.021	0.0019		310	28	
749	FD-9	15:20	6:20	FD9060107	6/1/2007	15:20	2140 RP	3780	2807.42	10612		0.013	0.0012		350	33	2007060136
750	FD-8	15:15	5:49	FD8060107	6/1/2007	15:15	2139 RP	3754	2893.25	10861		0.013	0.0012		310	29	Received 6/5/07
751	FD-6	15:55	6:12	FD6060107	6/1/2007	15:55	2143 RP	3737	2665.75	9962		0.014	0.0014		350	35	Cr6 anal 6/12/07
752	FD-4	14:40	6:19	FD4060107	6/1/2007	14:40	2425 RP	3819	2510.42	9587	<	0.010	0.0011	<	100	10	Part anal 6/7/07
753	FD-1	15:02	5:53	FD1060107	6/1/2007	15:02	2142 RP	3771	2984.92	11256	<	0.010	0.00091		380	33	
754	FD-11	5:40	5:35	FD11060407	6/4/2007	5:40	2132 RP	1435	2678.42	3844		0.013	0.0034	<	100	26	
755	FD-10	5:44	5:40	FD10060407	6/4/2007	5:44	2133 RP	1436	2914.67	4185	<	0.010	0.0025	<	100	24	
756	FD-9	6:20	6:20	FD9060407	6/4/2007	6:20	2134 RP	1440	2831.00	4077	<	0.010	0.0025	<	100	25	
757	FD-8	5:49	5:44	FD8060407	6/4/2007	5:49	2135 RP	1435	2917.50	4187		0.021	0.0049	<	100	24	
758	FD-6	6:12	6:15	FD6060407	6/4/2007	6:12	2136 RP	1443	2709.92	3910	<	0.010	0.0026	<	100	26	
759	FD-4	6:19	6:38	FD4060407	6/4/2007	6:19	2137 RP	1459	2548.75	3719	<	0.010	0.0028	<	100	27	
760	FD-1	5:53	5:50	FD1060407	6/4/2007	5:53	2138 RP	1437	3065.25	4405		0.017	0.0039	<	100	23	
761	FD-11	5:35	5:32	FD11060507	6/5/2007	5:35	2408 RP	1437	2674.33	3843	<	0.010	0.0027		130	34	
762	FD-10	5:40	5:39	FD10060507	6/5/2007	5:40	2409 RP	1439	2900.83	4174		0.014	0.0033	<	100	24	
763	FD-9	6:20	6:18	FD9060507	6/5/2007	6:20	2410 RP	1438	2823.33	4060		0.015	0.0037		120	30	2007060252
764	FD-8	5:44	5:45	FD8060507	6/5/2007	5:44	2411 RP	1441	2920.92	4209	<	0.010	0.0024		120	29	Received 6/8/07
765	FD-6	6:15	6:09	FD6060507	6/5/2007	6:15	2412 RP	1434	2674.08	3835		0.014	0.0035		140	38	Cr6 anal 6/18/07
766	FD-4	6:38	6:25	FD4060507	6/5/2007	6:38	2413 RP	1427	2579.92	3682	<	0.010	0.0028	<	100	27	Part anal 6/11/07
767	FD-1	5:50	6:05	FD1060507	6/5/2007	5:50	2414 RP	1455	2729.67	3972		0.013	0.0032		120	29	
768	FD-11	5:32	5:43	FD11060607	6/6/2007	5:32	2421 RP	1451	2677.83	3886	<	0.010	0.0026		100	26	
769	FD-10	5:39	5:50	FD10060607	6/6/2007	5:39	2422 RP	1451	2891.67	4196		0.021	0.0049	<	100	24	
770	FD-9	6:18	6:20	FD9060607	6/6/2007	6:18	2423 RP	1442	2779.83	4009		0.017	0.0042		130	32	
771	FD-8	5:45	5:57	FD8060607	6/6/2007	5:45	2424 RP	1452	2897.33	4207	<	0.010	0.0024	<	100	24	
772	FD-6	6:09	6:11	FD6060607	6/6/2007	6:09	2125 RP	1442	2711.67	3910		0.013	0.0034		140	35	
773	FD-4	6:25	6:29	FD4060607	6/6/2007	6:25	2426 RP	1444	2573.00	3715	<	0.010	0.0028	<	100	27	
774	FD-1	6:05	6:05	FD1060607	6/6/2007	6:05	2127 RP	1440	2736.67	3941	<	0.010	0.0026		190	49	
775	FD-11	5:43	5:38	FD11060707	6/7/2007	5:43	2848 RP	1435	2676.17	3840	<	0.010	0.0027		120	32	
776	FD-10	5:50	5:43	FD10060707	6/7/2007	5:50	2849 RP	1433	2890.33	4142	<	0.010	0.0025		120	30	
777	FD-9	6:20	6:22	FD9060707	6/7/2007	6:20	2850 RP	1442	2766.67	3990	<	0.010	0.0026		140	35	
778	FD-8	5:57	5:50	FD8060707	6/7/2007	5:57	2386 RP	1433	2918.33	4182	<	0.010	0.0025		120	29	
779	FD-6	6:11	6:14	FD6060707	6/7/2007	6:11	2387 RP	1443	2707.33	3907	<	0.010	0.0026		200	50	
780	FD-4	6:29	6:27	FD4060707	6/7/2007	6:29	2388 RP	1438	2599.58	3738	<	0.010	0.0027		140	37	2007060348
781	FD-1	6:05	5:55	FD1060707	6/7/2007	6:05	2389 RP	1430	3050.58	4362	<	0.010	0.0024		200	46	Received 6/12/07
782	FD-11	5:38	5:34	FD11060807	6/8/2007	5:38	2400 RP	4316	2619.33	11305		0.011	0.00097		350	31	Cr6 anal 6/19/07
783	FD-10	5:43	5:38	FD10060807	6/8/2007	5:43	2401 RP	4315	2886.50	12455		0.017	0.0014		420	34	Part anal 6/13/07
784	FD-9	6:22	5:47	FD9060807	6/8/2007	6:22	2402 RP	4285	2728.42	11691		0.012	0.0010		440	37	
785	FD-8	5:50	5:42	FD8060807	6/8/2007	5:50	2403 RP	4312	2912.42	12558		0.014	0.0011		400	32	
786	FD-6	6:14	6:20	FD6060807	6/8/2007	6:14	2404 RP	4326	2618.00	11325		0.025	0.0022		450	40	
787	FD-4	6:27	6:25	FD4060807	6/8/2007	6:27	2405 RP	4318	2588.08	11175		0.012	0.0011		350	31	
788	FD-1	5:55	5:53	FD1060807	6/8/2007	5:55	2406 RP	4318	3030.42	13085	<	0.010	0.00079		470	36	
789	FD-11	5:34	5:40	FD11061107	6/11/2007	5:34	393 RP	1446	2617.17	3784	<	0.010	0.0027	<	100	26	
790	FD-10	5:38	5:43	FD10061107	6/11/2007	5:38	394 RP	1445	2855.75	4127	<	0.010	0.0025	<	100	24	
791	FD-9	5:47	6:09	FD9061107	6/11/2007	5:47	395 RP	1462	2708.75	3960		0.015	0.0038		110	28	
792	FD-8	5:42	5:48	FD8061107	6/11/2007	5:42	396 RP	1446	2859.42	4135	<	0.010	0.0025	<	100	24	
793	FD-6	6:20	6:18	FD6061107	6/11/2007	6:20	397 RP	1438	2591.58	3727	<	0.010	0.0028		130	34	
794	FD-4	6:25	6:24	FD4061107	6/11/2007	6:25	398 RP	1439	2568.33	3696	<	0.010	0.0028	<	100	27	

Sample Identification										Results						
	Location ID	Start Time	End Time	Field Sample ID	Sample Date	Sample Time	Filter #	Sampling Time (Min)	Avg Flow Rate (mlPM)	Total Volume (L)	Hexavalent Chromium (ug)		(ug/m3)	Total Particulate (ug)		(ug/m3)	LWO #
795	FD-1	5:53	5:51	FD1061107	6/11/2007	5:53	399 RP	1438	3038.92	4370	<	0.010	0.0024		190	43	2007060438 Received 6/15/07 Cr6 anal 6/21/07 Part anal 6/18/07
796	FD-11	5:40	5:36	FD11061207	6/12/2007	5:40	299 RP	1436	2593.33	3724	<	0.010	0.0028		120	34	
797	FD-10	5:43	5:39	FD10061207	6/12/2007	5:43	300 RP	1436	2836.42	4073	<	0.010	0.0025		120	31	
798	FD-9	6:09	5:53	FD9061207	6/12/2007	6:09	301 RP	1424	2692.00	3833	<	0.010	0.0027		140	36	
799	FD-8	5:48	5:48	FD8061207	6/12/2007	5:48	302 RP	1440	2815.33	4054	<	0.010	0.0025		130	33	
800	FD-6	6:18	6:10	FD6061207	6/12/2007	6:18	303 RP	1432	2569.42	3679	<	0.010	0.0028		160	43	
801	FD-4	6:24	6:16	FD4061207	6/12/2007	6:24	304 RP	1432	2560.00	3666	<	0.010	0.0028		140	38	
802	FD-1	5:51	6:06	FD1061207	6/12/2007	5:51	305 RP	1455	3017.67	4391	<	0.010	0.0024		230	52	
803	FD-11	5:36	5:34	FD11061307	6/13/2007	5:36	403 RP	1438	2613.50	3758	<	0.010	0.0027	<	100	27	
804	FD-10	5:39	5:37	FD10061307	6/13/2007	5:39	404 RP	1438	2872.67	4131	<	0.010	0.0025	<	100	24	
805	FD-9	5:53	5:49	FD9061307	6/13/2007	5:53	405 RP	1436	2749.67	3949	<	0.010	0.0026	<	100	25	
806	FD-8	5:48	5:54	FD8061307	6/13/2007	5:48	406 RP	1446	2787.67	4031	<	0.010	0.0026	<	100	25	
807	FD-6	6:10	6:25	FD6061307	6/13/2007	6:10	407 RP	1455	2580.92	3755	<	0.010	0.0028	<	100	27	
808	FD-4	6:16	6:15	FD4061307	6/13/2007	6:16	408 RP	1439	2559.25	3683	<	0.010	0.0028	<	100	27	
809	FD-1	6:06	6:20	FD1061307	6/13/2007	6:06	409 RP	1454	3028.92	4404	<	0.010	0.0023	<	100	23	
810	FD-11	5:34	5:38	FD11061407	6/14/2007	5:34	410 RP	1444	2666.50	3850	<	0.010	0.0027	<	100	26	2007060528 Received 6/19/07 Cr6 anal 6/22/07 Part anal 6/20/07
811	FD-10	5:37	5:43	FD10061407	6/14/2007	5:37	411 RP	1446	2918.33	4220	<	0.010	0.0025	<	100	24	
812	FD-9	5:49	6:11	FD9061407	6/14/2007	5:49	412 RP	1462	2820.50	4124	<	0.010	0.0025	<	100	24	
813	FD-8	5:54	5:49	FD8061407	6/14/2007	5:54	413 RP	1435	2784.17	3995	<	0.010	0.0026	<	100	25	
814	FD-6	6:25	6:09	FD6061407	6/14/2007	6:25	416 RP	1424	2640.67	3760	<	0.010	0.0028	<	100	27	
815	FD-4	6:15	6:18	FD4061407	6/14/2007	6:15	414 RP	1443	2573.67	3714	<	0.010	0.0028	<	100	27	
816	FD-1	6:20	5:52	FD1061407	6/14/2007	6:20	415 RP	1412	3070.17	4335	<	0.010	0.0024		130	30	
817	FD-11	5:38	5:57	FD11061507	6/15/2007	5:38	389 RP	4339	2659.83	11541	<	0.010	0.00090		320	28	
818	FD-10	5:43	6:02	FD10061507	6/15/2007	5:43	390 RP	4339	2888.58	12534	<	0.010	0.00083		360	29	
819	FD-9	6:11	6:42	FD9061507	6/15/2007	6:11	391 RP	4351	2786.25	12123	<	0.010	0.00098		550	45	
820	FD-8	5:49	6:07	FD8061507	6/15/2007	5:49	392 RP	4338	2801.00	12151	<	0.010	0.0011		350	29	
821	FD-6	6:09	6:38	FD6061507	6/15/2007	6:09	420 RP	4349	2631.08	11443	<	0.010	0.00090		520	45	
822	FD-4	6:18	6:49	FD4061507	6/15/2007	6:18	421 RP	4351	2562.08	11148	<	0.010	0.00093		330	30	
823	FD-1	5:52	6:04	FD1061507	6/15/2007	5:52	422 RP	4332	3051.33	13218	<	0.010	0.00078		450	34	
824	FD-11	5:57	6:03	FD11061807	6/18/2007	5:57	426 RP	1446	2754.25	3983		0.012	0.0031		120	30	2007060681 Received 6/22/07 Cr6 anal 6/28/07 Part anal 6/26/07
825	FD-10	6:02	6:00	FD10061807	6/18/2007	6:02	427 RP	1438	2736.75	3935		0.028	0.0072		120	30	
826	FD-9	6:42	6:40	FD9061807	6/18/2007	6:42	431 RP	1438	2788.33	4010		0.025	0.0061		140	34	
827	FD-8	6:07	6:08	FD8061807	6/18/2007	6:07	432 RP	1441	2795.33	4028		0.023	0.0057	<	100	25	
828	FD-6	6:38	6:35	FD6061807	6/18/2007	6:38	444 RP	1437	2581.17	3709		0.018	0.0049		170	45	
829	FD-4	6:49	6:45	FD4061807	6/18/2007	6:49	445 RP	1436	2532.33	3636		0.015	0.0041		200	55	
830	FD-1	6:04	6:29	FD1061807	6/18/2007	6:04	449 RP	1465	3014.50	4416		0.028	0.0063		190	42	
831	FD-11	6:03	6:07	FD11061907	6/19/2007	6:03	435 RP	1444	2734.92	3949		0.020	0.0050		170	44	
832	FD-10	6:00	6:10	FD10061907	6/19/2007	6:00	434 RP	1450	2749.08	3986		0.028	0.0070		170	42	
833	FD-9	6:40	6:40	FD9061907	6/19/2007	6:40	433 RP	1440	2769.08	3987	<	0.010	0.0026		180	46	
834	FD-8	6:08	6:16	FD8061907	6/19/2007	6:08	430 RP	1448	2773.50	4016		0.018	0.0044		200	49	
835	FD-6	6:35	6:45	FD6061907	6/19/2007	6:35	429 RP	1450	2534.08	3674		0.016	0.0044		380	100	
836	FD-4	6:45	6:50	FD4061907	6/19/2007	6:45	425 RP	1445	2518.58	3639		0.017	0.0048		220	61	
837	FD-1	6:29	6:14	FD1061907	6/19/2007	6:29	424 RP	1425	2997.83	4272		0.028	0.0066		200	47	
838	FD-11	6:07	5:58	FD11062007	6/20/2007	6:07	1720 RP	1431	2633.00	3768		0.036	0.0095	<	100	27	
839	FD-10	6:10	6:02	FD10062007	6/20/2007	6:10	1721 RP	1432	2864.75	4102		0.017	0.0041		100	25	
840	FD-9	6:40	6:40	FD9062007	6/20/2007	6:40	1722 RP	1440	2814.08	4052		0.033	0.0080		120	30	
841	FD-8	6:16	6:12	FD8062007	6/20/2007	6:16	1723 RP	1436	2790.58	4007		0.016	0.0041	<	100	25	
842	FD-6	6:45	6:10	FD6062007	6/20/2007	6:45	1724 RP	1405	2522.67	3544		0.035	0.0099	<	100	28	
843	FD-4	6:50	6:45	FD4062007	6/20/2007	6:50	1725 RP	1435	2538.58	3643		0.015	0.0041	<	100	27	
844	FD-1	6:14	6:06	FD1062007	6/20/2007	6:14	1726 RP	1432	3010.00	4310		0.013	0.0030	<	100	23	

Sample Identification											Results						
	Location ID	Start Time	End Time	Field Sample ID	Sample Date	Sample Time	Filter #	Sampling Time (Min)	Avg Flow Rate (mlPM)	Total Volume (L)	Hexavalent Chromium (ug)		(ug/m3)	Total Particulate (ug)		(ug/m3)	LWO #
845	FD-11	5:58	6:04	FD11062107	6/21/2007	5:58	1728 RP	1446	2637.58	3814		0.021	0.0056		120	31	
846	FD-10	6:02	6:08	FD10062107	6/21/2007	6:02	1729 RP	1446	2853.67	4126		0.023	0.0055		120	29	
847	FD-9	6:40	6:46	FD9062107	6/21/2007	6:40	1730 RP	1446	2774.67	4012		0.030	0.0074		160	41	
848	FD-8	6:12	6:14	FD8062107	6/21/2007	6:12	1731 RP	1442	2799.33	4037		0.021	0.0053		110	28	
849	FD-6	6:10	6:13	FD6062107	6/21/2007	6:10	1732 RP	1443	2515.67	3630		0.023	0.0063		150	41	
850	FD-4	6:45	6:50	FD4062107	6/21/2007	6:45	1688 RP	1445	2552.42	3688		0.031	0.0084	<	100	27	2007060757
851	FD-1	6:06	6:11	FD1062107	6/21/2007	6:06	1689 RP	1445	3019.19	4363		0.023	0.0052		110	26	Received 6/26/07
852	FD-11	6:04	6:00	FD11062207	6/22/2007	6:04	1702 RP	4316	2638.00	11386		0.023	0.0020		180	16	Cr6 anal 6/29/07
853	FD-10	6:08	6:05	FD10062207	6/22/2007	6:08	1703 RP	4317	2699.33	11653		0.016	0.0014		170	14	Part anal 6/27/07
854	FD-9	6:46	6:45	FD9062207	6/22/2007	6:46	1694 RP	4319	2735.83	11816		0.034	0.0029		210	17	
855	FD-8	6:14	6:10	FD8062207	6/22/2007	6:14	1695 RP	4316	2786.58	12027		0.021	0.0017		170	14	
856	FD-6	6:13	6:35	FD6062207	6/22/2007	6:13	1696 RP	4342	2509.58	10897		0.017	0.0016		230	21	
857	FD-4	6:50	6:50	FD4062207	6/22/2007	6:50	1697 RP	4320	2562.00	11068		0.015	0.0014		140	12	
858	FD-1	6:11	6:08	FD1062207	6/22/2007	6:11	1698 RP	4317	3036.03	13107		0.025	0.0019		290	22	
859	FD-11	6:00	6:00	FD11062507	6/25/2007	6:00	1699 RP	1440	2629.00	3786		0.012	0.0032		190	50	
860	FD-10	6:05	6:02	FD10062507	6/25/2007	6:05	1700 RP	1437	2716.25	3903		0.022	0.0056		200	50	
861	FD-9	6:45	6:45	FD9062507	6/25/2007	6:45	1701 RP	1440	2715.50	3910		0.024	0.0061		180	47	
862	FD-8	6:10	6:07	FD8062507	6/25/2007	6:10	1704 RP	1437	2776.75	3990	<	0.010	0.0026		160	40	
863	FD-6	6:35	6:40	FD6062507	6/25/2007	6:35	1705 RP	1445	2501.33	3614		0.015	0.0041		280	77	
864	FD-4	6:50	6:50	FD4062507	6/25/2007	6:50	1706 RP	1440	2546.50	3667		0.016	0.0043		180	48	
865	FD-1	6:08	6:05	FD1062507	6/25/2007	6:08	1707 RP	1437	3038.25	4366		0.014	0.0032		180	42	
866	FD-11	6:00	5:27	FD11062607	6/26/2007	6:00	1708 RP	1407	2586.08	3639	<	0.010	0.0028		250	70	
867	FD-10	6:02	5:32	FD10062607	6/26/2007	6:02	1709 RP	1410	2877.92	4058		0.020	0.0048		260	65	
868	FD-9	6:45	5:44	FD9062607	6/26/2007	6:45	1710 RP	1379	2579.67	3557		0.033	0.0092		250	71	2007060916
869	FD-8	6:07	5:37	FD8062607	6/26/2007	6:07	1711 RP	1410	2757.00	3887		0.024	0.0061		240	61	Received 6/29/07
870	FD-6	6:40	6:07	FD6062607	6/26/2007	6:40	1712 RP	1407	2459.83	3461		0.022	0.0065		250	73	Cr6 anal 7/6/07
871	FD-4	6:50	6:12	FD4062607	6/26/2007	6:50	1713 RP	1402	2496.50	3500		0.023	0.0065		330	95	Part anal 7/6/07
872	FD-1	6:05	6:08	FD1062607	6/26/2007	6:05	1715 RP	1443	2993.25	4319		0.017	0.0040		300	69	
873	FD-11	5:27	5:25	FD11062707	6/27/2007	5:27	1672 RP	1438	2568.83	3694		0.028	0.0075		230	62	
874	FD-10	5:32	5:30	FD10062707	6/27/2007	5:32	1673 RP	1438	2857.58	4109		0.025	0.0060		220	54	
875	FD-9	5:44	5:40	FD9062707	6/27/2007	5:44	1674 RP	1436	2470.83	3548		0.025	0.0072		220	63	
876	FD-8	5:37	5:33	FD8062707	6/27/2007	5:37	1675 RP	1436	2742.92	3939		0.017	0.0042		210	52	
877	FD-6	6:07	6:02	FD6062707	6/27/2007	6:07	1676 RP	1435	2407.08	3454		0.015	0.0044		270	79	
878	FD-4	6:12	6:15	FD4062707	6/27/2007	6:12	1677 RP	1443	2474.83	3571		0.013	0.0037		190	54	
879	FD-1	6:08	6:08	FD1062707	6/27/2007	6:08	1678 RP	1440	2966.67	4272		0.021	0.0048		210	50	
880	FD-11	5:25	5:33	FD11062807	6/28/2007	5:25	1679 RP	1448	2582.17	3739		0.040	0.0110		110	30	
881	FD-10	5:30	5:37	FD10062807	6/28/2007	5:30	1680 RP	1447	2863.83	4144		0.031	0.0075		100	25	
882	FD-9	5:40	6:13	FD9062807	6/28/2007	5:40	1681 RP	1473	2576.17	3795		0.011	0.0028		130	33	
883	FD-8	5:33	5:42	FD8062807	6/28/2007	5:33	1682 RP	1449	2741.58	3973		0.015	0.0037		140	37	
884	FD-6	6:02	6:01	FD6062807	6/28/2007	6:02	1683 RP	1439	2401.92	3456	<	0.010	0.0030		120	35	
885	FD-4	6:15	6:18	FD4062807	6/28/2007	6:15	1684 RP	1443	2484.92	3586		0.014	0.0039	<	100	28	2007070072
886	FD-1	6:08	5:45	FD1062807	6/28/2007	6:08	1685 RP	1417	2972.58	4212		0.022	0.0051		130	21	Received 7/5/07
887	FD-11	5:33	5:31	FD11062907	6/29/2007	5:33	2251 RP	4318	2641.33	11405	<	0.010	0.00091		180	16	Cr6 anal 7/11/07
888	FD-10	5:37	5:35	FD10062907	6/29/2007	5:37	2252 RP	4318	2878.17	12428		0.011	0.00091		160	13	Part anal 7/10/07
889	FD-9	6:13	6:13	FD9062907	6/29/2007	6:13	2253 RP	4320	2725.75	11775	<	0.010	0.00088		180	16	
890	FD-8	5:42	5:42	FD8062907	6/29/2007	5:42	2254 RP	4320	2751.08	11885	<	0.010	0.00087		150	13	
891	FD-6	6:01	6:05	FD6062907	6/29/2007	6:01	2255 RP	4324	2433.58	10523		0.027	0.0026		160	15	
892	FD-4	6:18	6:20	FD4062907	6/29/2007	6:18	2256 RP	4322	2513.00	10861	<	0.010	0.00095		150	14	
893	FD-1	5:45	5:47	FD1062907	6/29/2007	5:45	2257 RP	4322	3015.17	13032	<	0.010	0.00079		220	17	
894	FD-11	5:31	5:35	FD11070207	7/2/2007	5:31	2258 RP	1444	2774	4006		0.011	0.0026	<	100	25	

Sample Identification											Results						
	Location ID	Start Time	End Time	Field Sample ID	Sample Date	Sample Time	Filter #	Sampling Time (Min)	Avg Flow Rate (mlPM)	Total Volume (L)	Hexavalent Chromium (ug)		(ug/m3)	Total Particulate (ug)		(ug/m3)	LWO #
895	FD-10	5:35	5:40	FD10070207	7/2/2007	5:35	2259 RP	1445	2883	4166	<	0.010	0.0025	<	100	24	
896	FD-9	6:13	6:13	FD9070207	7/2/2007	6:13	2260 RP	1440	2917	4200		0.011	0.0026	<	100	24	
897	FD-8	5:42	5:45	FD8070207	7/2/2007	5:42	2261 RP	1443	2790	4026		0.016	0.0039	<	100	25	
898	FD-6	6:05	6:06	FD6070207	7/2/2007	6:05	2262 RP	1441	2460	3545	<	0.010	0.0029	<	100	28	
899	FD-4	6:20	6:19	FD4070207	7/2/2007	6:20	2263 RP	1439	2603	3745	<	0.010	0.0028	<	100	27	2007070157
900	FD-1	5:47	5:48	FD1070207	7/2/2007	5:47	2264 RP	1441	3063	4414		0.017	0.0037		170	39	Receipt 7/9/07 Cr6
901	FD-11	5:35	5:27	FD11070307	7/3/2007	5:35	2265 RP	2872	2765	7940	<	0.010	0.0013		190	24	Anal 7/12/07 Part
902	FD-10	5:40	5:32	FD10070307	7/3/2007	5:40	2266 RP	2872	2879	8268	<	0.010	0.0013		110	13	Anal 7/11/07
903	FD-9	6:13	6:05	FD9070307	7/3/2007	6:13	2267 RP	2872	2899	8325		0.021	0.0026		230	28	
904	FD-8	5:45	5:40	FD8070307	7/3/2007	5:45	2268 RP	2875	2786	8008		0.010	0.0013		180	22	
905	FD-6	6:06	5:55	FD6070307	7/3/2007	6:06	2269 RP	2869	2470	7086	<	0.010	0.0015		220	31	
906	FD-4	6:19	6:12	FD4070307	7/3/2007	6:19	2270 RP	2873	2786	8004	<	0.010	0.0013	<	100	12	
907	FD-1	5:48	6:00	FD1070307	7/3/2007	5:48	2271 RP	2892	3040	8791	<	0.010	0.0012		240	28	
908	FD-11	5:27	5:40	FD11070507	7/5/2007	5:27	2230 RP	1453	2648	3848		0.010	0.0056		130	33	
909	FD-10	5:32	5:44	FD10070507	7/5/2007	5:32	2231 RP	1452	2890	4197	<	0.010	0.0025		150	36	
910	FD-9	6:05	6:20	FD9070507	7/5/2007	6:05	2232 RP	1455	2748	3999	<	0.010	0.0026		180	46	
911	FD-8	5:40	5:49	FD8070507	7/5/2007	5:40	2233 RP	1449	2736	3965		0.010	0.0034		160	41	
912	FD-6	5:55	6:10	FD6070507	7/5/2007	5:55	2234 RP	1455	2475	3601	<	0.010	0.0029		220	61	
913	FD-4	6:12	6:29	FD4070507	7/5/2007	6:12	2235 RP	1457	2838	4135	<	0.010	0.0025		140	34	2007070245
914	FD-1	6:00	6:16	FD1070507	7/5/2007	6:00	2236 RP	1456	3022	4400		0.010	0.0035		160	36	Receipt 7/10/07
915	FD-11	5:40	5:45	FD11070607	7/6/2007	5:40	2245 RP	4325	2636	11401		0.010	0.0037		360	31	Cr6 Anal 7/16/07
916	FD-10	5:44	5:49	FD10070607	7/6/2007	5:44	2246 RP	4325	2891	12504		0.010	0.0015		370	30	Part Anal 7/12/07
917	FD-9	6:20	6:05	FD9070607	7/6/2007	6:20	2247 RP	4305	2741	11801		0.010	0.001		400	34	
918	FD-8	5:49	6:10	FD8070607	7/6/2007	5:49	2248 RP	4341	2708	11755		0.010	0.0029		390	33	
919	FD-6	6:10	6:28	FD6070607	7/6/2007	6:10	2249 RP	4338	2458	10661	<	0.010	0.00097		360	33	
920	FD-4	6:29	6:36	FD4070607	7/6/2007	6:29	2250 RP	4327	2646	11449		0.010	0.0015		310	27	
921	FD-1	6:16	6:25	FD1070607	7/6/2007	6:16	2201 RP	4329	3033	13128		0.010	0.00087		420	32	
922	FD-11	5:45	5:40	FD11070907	7/9/2007	5:45	2202 RP	1435	2603	3736	<	0.010	0.00289		280	76	
923	FD-10	5:49	5:45	FD10070907	7/9/2007	5:49	2203 RP	1436	2858	4104	<	0.010	0.0025		280	69	
924	FD-9	6:05	5:50	FD9070907	7/9/2007	6:05	2204 RP	1425	2672	3807	<	0.010	0.0027		270	70	
925	FD-8	6:10	5:56	FD8070907	7/9/2007	6:10	2205 RP	1426	2671	3809	<	0.010	0.0027		280	74	
926	FD-6	6:28	6:13	FD6070907	7/9/2007	6:28	2207 RP	1425	2433	3468	<	0.010	0.003		300	87	
927	FD-4	6:36	6:23	FD4070907	7/9/2007	6:36	2208 RP	1427	2291	3270	<	0.010	0.0032		200	62	
928	FD-1	6:25	6:21	FD1070907	7/9/2007	6:25	2206 RP	1436	2994	4299	<	0.010	0.0024		310	72	
929	FD-11	5:40	5:50	FD11071007	7/10/2007	5:40	2211 RP	1450	2592	3758	<	0.010	0.0028		250	66	
930	FD-10	5:45	5:57	FD10071007	7/10/2007	5:45	2212 RP	1452	2874	4174	<	0.010	0.0025		230	55	
931	FD-9	5:50	6:02	FD9071007	7/10/2007	5:50	2213 RP	1452	2644	3839	<	0.010	0.0027		220	56	2007070344
932	FD-8	5:56	6:08	FD8071007	7/10/2007	5:56	2214 RP	1452	2641	3835	<	0.010	0.0027		220	58	Receipt 7/13/07
933	FD-6	6:13	6:29	FD6071007	7/10/2007	6:13	2215 RP	1456	2408	3506	<	0.010	0.0029		240	68	Cr6 Anal 7/19/07
934	FD-4	6:23	6:36	FD4071007	7/10/2007	6:23	2216 RP	1453	2054	2985	<	0.010	0.0035		180	59	Part Anal 7/17/07
935	FD-1	6:21	6:26	FD1071007	7/10/2007	6:21	2217 RP	1445	2970	4291	<	0.010	0.0024		280	65	
936	FD-11	5:50	5:46	FD11071107	7/11/2007	5:50	2326 RP	1436	2635	3784	<	0.010	0.0027		140	38	
937	FD-10	5:57	5:53	FD10071107	7/11/2007	5:57	2327 RP	1436	2920	4192	<	0.010	0.0025		100	24	
938	FD-9	6:02	6:57	FD9071107	7/11/2007	6:02	2328 RP	1495	2684	4013	<	0.010	0.0026	<	100	25	
939	FD-8	6:08	6:04	FD8071107	7/11/2007	6:08	2329 RP	1436	3051	4381	<	0.010	0.0024	<	100	23	
940	FD-6	6:29	6:43	FD6071107	7/11/2007	6:29	2330 RP	1454	2409	3502	<	0.010	0.0030	<	100	29	
941	FD-4	6:36	6:51	FD4071107	7/11/2007	6:36	2331 RP	1455	2027	2949	<	0.010	0.0035	<	100	34	
942	FD-1	6:26	6:40	FD1071107	7/11/2007	6:26	2332 RP	1454	2977	4328	<	0.010	0.0024		120	28	
943	FD-11	5:46	5:40	FD11071207	7/12/2007	5:46	2333 RP	1434	2646	3794	<	0.010	0.0027	<	100	26	
944	FD-10	5:53	5:46	FD10071207	7/12/2007	5:53	2334 RP	1433	2891	4143	<	0.010	0.0025	<	100	24	

Sample Identification											Results						
	Location ID	Start Time	End Time	Field Sample ID	Sample Date	Sample Time	Filter #	Sampling Time (Min)	Avg Flow Rate (mlPM)	Total Volume (L)	Hexavalent Chromium (ug)		(ug/m3)	Total Particulate (ug)		(ug/m3)	LWO #
945	FD-9	6:57	5:53	FD9071207	7/12/2007	6:57	2335 RP	1376	2699	3714		0.012	0.0033	<	100	27	
946	FD-8	6:04	5:58	FD8071207	7/12/2007	6:04	2336 RP	1434	3056	4382	<	0.010	0.0024	<	100	23	
947	FD-6	6:43	6:37	FD6071207	7/12/2007	6:43	2337 RP	1434	2419	3468		0.017	0.0049	<	100	29	
948	FD-4	6:51	6:45	FD4071207	7/12/2007	6:51	2338 RP	1434	2022	2900	<	0.010	0.0036	<	100	34	2007070435
949	FD-1	6:40	6:34	FD1071207	7/12/2007	6:40	2339 RP	1434	2982	4277	<	0.010	0.0024	<	100	23	Receipt 7/17/07
950	FD-11	5:40	5:25	FD11071307	7/13/2007	5:40	2301 RP	4305	2638	11356		0.010	0.00092		460	40	Cr6 Anal 7/20/07
951	FD-10	5:46	5:31	FD10071307	7/13/2007	5:46	2302 RP	4305	2875	12377		0.018	0.0015		450	36	Part Anal 7/18/07
952	FD-9	5:53	5:39	FD9071307	7/13/2007	5:53	2346 RP	4306	2695	11605		0.026	0.0022		480	41	
953	FD-8	5:58	5:44	FD8071307	7/13/2007	5:58	2347 RP	4306	2657	11440	<	0.010	0.00091		450	39	
954	FD-6	6:37	6:35	FD6071307	7/13/2007	6:37	2348 RP	4318	2429	10488	<	0.010	0.00099		440	42	
955	FD-4	6:45	6:44	FD4071307	7/13/2007	6:45	2349 RP	4319	1950	8422		0.020	0.0024		290	34	
956	FD-1	6:34	6:30	FD1071307	7/13/2007	6:34	2350 RP	4316	3013	13002	<	0.010	0.00080		490	38	
957	FD-11	5:25	5:40	FD11071607	7/16/2007	5:25	2303 RP	1455	2976	4330	<	0.010	0.0024		110	25	
958	FD-10	5:31	5:44	FD10071607	7/16/2007	5:31	2304 RP	1453	2958	4299	<	0.010	0.0024		150	35	
959	FD-9	5:39	5:49	FD9071607	7/16/2007	5:39	2305 RP	1450	2932	4251	<	0.010	0.0024		170	40	
960	FD-8	5:44	6:03	FD8071607	7/16/2007	5:44	2306 RP	1459	2995	4370	<	0.010	0.0024		130	29	
961	FD-6	6:35	6:37	FD6071607	7/16/2007	6:35	2307 RP	1442	2979	4296	<	0.010	0.0024		200	45	
962	FD-4	6:44	6:45	FD4071607	7/16/2007	6:44	2308 RP	1441	2977	4290	<	0.010	0.0024		160	37	
963	FD-1	6:30	6:35	FD1071607	7/16/2007	6:30	2309 RP	1445	2964	4283	<	0.010	0.0024		190	44	
964	FD-11	5:40	5:44	FD11071707	7/17/2007	5:40	2312 RP	1444	2939	4244		0.010	0.0025		240	57	
965	FD-10	5:44	5:49	FD10071707	7/17/2007	5:44	2313 RP	1445	2929	4232	<	0.010	0.0024		240	57	
966	FD-9	5:49	5:56	FD9071707	7/17/2007	5:49	2314 RP	1447	2852	4127	<	0.010	0.0025		260	62	2007070590
967	FD-8	6:03	6:02	FD8071707	7/17/2007	6:03	2315 RP	1439	2998	4314	<	0.010	0.0024		260	60	Receipt 7/20/07
968	FD-6	6:37	6:30	FD6071707	7/17/2007	6:37	2316 RP	1433	2893	4146	<	0.010	0.0025		320	76	Cr6 Anal 7/26/07
969	FD-4	6:45	6:40	FD4071707	7/17/2007	6:45	2317 RP	1435	2948	4230	<	0.010	0.0024		310	73	Part Anal 7/24/07
970	FD-1	6:35	6:36	FD1071707	7/17/2007	6:35	2318 RP	1441	2884	4155	<	0.010	0.0025		370	90	
971	FD-11	5:44	5:52	FD11071807	7/18/2007	5:44	2325 RP	1448	2983	4319	<	0.010	0.0024		190	43	
972	FD-10	5:49	5:56	FD10071807	7/18/2007	5:49	2276 RP	1447	2977	4308	<	0.010	0.0024		170	40	
973	FD-9	5:56	6:01	FD9071807	7/18/2007	5:56	2277 RP	1445	2908	4202	<	0.010	0.0025		210	50	
974	FD-8	6:02	6:08	FD8071807	7/18/2007	6:02	2278 RP	1446	3051	4411	<	0.010	0.0023		190	43	
975	FD-6	6:30	6:42	FD6071807	7/18/2007	6:30	2279 RP	1452	2900	4211	<	0.010	0.0025		200	48	
976	FD-4	6:40	6:46	FD4071807	7/18/2007	6:40	2280 RP	1446	2961	4281	<	0.010	0.0024		180	43	
977	FD-1	6:36	6:39	FD1071807	7/18/2007	6:36	2281 RP	1443	2875	4148		0.010	0.0025		220	53	
978	FD-11	5:52	5:45	FD11071907	7/19/2007	5:52	2282 RP	1433	2994	4291		0.014	0.0032		190	44	
979	FD-10	5:56	5:50	FD10071907	7/19/2007	5:56	2283 RP	1434	2992	4291		0.015	0.0034		190	44	
980	FD-9	6:01	5:56	FD9071907	7/19/2007	6:01	2284 RP	1435	2980	4276		0.012	0.0029		190	44	
981	FD-8	6:08	6:00	FD8071907	7/19/2007	6:08	2285 RP	1432	3066	4391	<	0.010	0.0024		180	41	
982	FD-6	6:42	6:40	FD6071907	7/19/2007	6:42	2286 RP	1438	2953	4247		0.011	0.0026		170	41	
983	FD-4	6:46	6:45	FD4071907	7/19/2007	6:46	2287 RP	1439	2952	4248	<	0.010	0.0024		170	41	2007070709
984	FD-1	6:39	6:35	FD1071907	7/19/2007	6:39	2288 RP	1436	2934	4214	<	0.010	0.0024		180	44	Receipt 7/24/07
985	FD-11	5:45	5:53	FD11072007	7/20/2007	5:45	2707 RR	4328	2961	12814		0.014	0.0011		160	12	Cr6 Anal 7/26/07
986	FD-10	5:50	5:58	FD10072007	7/20/2007	5:50	2708 RR	4328	2957	12798	<	0.010	0.00081		160	12	Part Anal 7/25/07
987	FD-9	5:56	6:35	FD9072007	7/20/2007	5:56	2709 RR	4359	2955	12880		0.015	0.0011		210	16	
988	FD-8	6:00	6:03	FD8072007	7/20/2007	6:00	2710 RR	4323	3042	13149		0.018	0.0014		180	14	
989	FD-6	6:40	6:30	FD6072007	7/20/2007	6:40	2711 RR	4310	2966	12783		0.028	0.0022		250	20	
990	FD-4	6:45	6:40	FD4072007	7/20/2007	6:45	2712 RR	4315	2963	12784		0.016	0.0013		170	13	
991	FD-1	6:35	6:00	FD1072007	7/20/2007	6:35	2713 RR	4285	2966	12710		0.012	0.00098		350	28	
992	FD-11	5:53	5:50	FD11072307	7/23/2007	5:53	2700 RR	1437	2969	4266	<	0.010	0.0024	<	100	23	
993	FD-10	5:58	5:54	FD10072307	7/23/2007	5:58	2701 RR	1436	2947	4232		0.012	0.0028	<	100	24	
994	FD-9	6:35	6:06	FD9072307	7/23/2007	6:35	2702 RR	1411	2913	4110	<	0.010	0.0025	<	100	24	

Sample Identification											Results						
	Location ID	Start Time	End Time	Field Sample ID	Sample Date	Sample Time	Filter #	Sampling Time (Min)	Avg Flow Rate (mIPM)	Total Volume (L)	Hexavalent Chromium (ug)		(ug/m3)	Total Particulate (ug)		(ug/m3)	LWO #
995	FD-8	6:03	6:03	FD8072307	7/23/2007	6:03	2703 RR	1440	3045	4384	<	0.010	0.0024	<	100	23	
996	FD-6	6:30	6:00	FD6072307	7/23/2007	6:30	2704 RR	1410	2985	4208	<	0.010	0.0025	<	100	24	
997	FD-4	6:40	6:50	FD4072307	7/23/2007	6:40	2705 RR	1450	2986	4329	<	0.010	0.0024	<	100	23	
998	FD-1	6:00	5:57	FD1072307	7/23/2007	6:00	2706 RR	1437	2960	4254	<	0.010	0.0024	<	100	24	
999	FD-11	5:50	5:57	FD11072407	7/24/2007	5:50	2688 RR	1447	2970	4298	<	0.010	0.0024		130	30	
1000	FD-10	5:54	6:00	FD10072407	7/24/2007	5:54	2689 RR	1446	2985	4316	<	0.010	0.0024		100	24	
1001	FD-9	6:06	6:10	FD9072407	7/24/2007	6:06	2690 RR	1444	2892	4176	<	0.010	0.0025		130	31	
1002	FD-8	6:03	6:16	FD8072407	7/24/2007	6:03	2691 RR	1453	3068	4457	<	0.010	0.0023		130	29	
1003	FD-6	6:00	6:07	FD6072407	7/24/2007	6:00	2697 RR	1447	3034	4390	<	0.010	0.0024		140	31	
1004	FD-4	6:50	6:50	FD4072407	7/24/2007	6:50	2698 RR	1440	3018	4345		0.020	0.0046		140	32	
1005	FD-1	5:57	6:04	FD1072407	7/24/2007	5:57	2699 RR	1447	2980	4312	<	0.010	0.0024		130	29	
1006	FD-11	5:57	5:55	FD11072507	7/25/2007	5:57	2729 RR	1438	2932	4216	<	0.010	0.0025		110	26	
1007	FD-10	6:00	6:00	FD10072507	7/25/2007	6:00	2730 RR	1440	2990	4305	<	0.010	0.0024	<	100	23	
1008	FD-9	6:10	6:08	FD9072507	7/25/2007	6:10	2731 RR	1438	2871	4128	<	0.010	0.0025	<	100	24	
1009	FD-8	6:16	6:20	FD8072507	7/25/2007	6:16	2732 RR	1444	3068	4430	<	0.010	0.0023		110	24	
1010	FD-6	6:07	6:04	FD6072507	7/25/2007	6:07	2734 RR	1437	3061	4399	<	0.010	0.0024		120	28	
1011	FD-4	6:50	7:00	FD4072507	7/25/2007	6:50	2737 RR	1450	3010	4364	<	0.010	0.0024		110	25	
1012	FD-1	6:04	6:02	FD1072507	7/25/2007	6:04	2738 RR	1438	2971	4272	<	0.010	0.0024		120	28	
1013	FD-11	5:55	6:00	FD11072607	7/26/2007	5:55	2717 RR	1445	2918	4216	<	0.010	0.0025		130	31	
1014	FD-10	6:00	6:05	FD10072607	7/26/2007	6:00	2718 RR	1445	2961	4278	<	0.010	0.0024		100	24	
1015	FD-9	6:08	6:18	FD9072607	7/26/2007	6:08	2719 RR	1450	2891	4192	<	0.010	0.0025		120	28	
1016	FD-8	6:20	6:15	FD8072607	7/26/2007	6:20	2720 RR	1435	3062	4395	<	0.010	0.0024		110	26	
1017	FD-6	6:04	6:12	FD6072607	7/26/2007	6:04	2721 RR	1448	3037	4397	<	0.010	0.0024		140	33	
1018	FD-4	7:00	6:50	FD4072607	7/26/2007	7:00	2722 RR	1430	2953	4223	<	0.010	0.0024		120	29	
1019	FD-1	6:02	6:10	FD1072607	7/26/2007	6:02	2724 RR	1448	2948	4269	<	0.010	0.0024		150	35	
1020	FD-11	6:00	5:41	FD11072707	7/27/2007	6:00	2754 RR	4301	2942	12654		0.014	0.0011		500	39	
1021	FD-10	6:05	5:45	FD10072707	7/27/2007	6:05	2755 RR	4300	2967	12759		0.016	0.0013		480	38	
1022	FD-9	6:18	5:59	FD9072707	7/27/2007	6:18	2165 RR	4301	2913	12527	<	0.010	0.00083		440	35	
1023	FD-8	6:15	6:06	FD8072707	7/27/2007	6:15	2166 RR	4311	3076	13259	<	0.010	0.00078		470	35	
1024	FD-6	6:12	6:32	FD6072707	7/27/2007	6:12	2167 RR	4340	3039	13190		0.016	0.0012		430	33	
1025	FD-4	6:50	6:45	FD4072707	7/27/2007	6:50	2168 RR	4315	2890	12470	<	0.010	0.00083		420	34	
1026	FD-1	6:10	6:38	FD1072707	7/27/2007	6:10	2169 RR	4348	2955	12847	<	0.010	0.00080		470	37	
1027	FD-11	5:41	5:15	FD11073007	7/30/2007	5:41	2741 RR	1414	2909	4114	<	0.010	0.0025		160	39	
1028	FD-10	5:45	5:21	FD10073007	7/30/2007	5:45	2742 RR	1416	2935	4156	<	0.010	0.0025		160	39	
1029	FD-9	5:59	5:30	FD9073007	7/30/2007	5:59	2743 RR	1411	2883	4067	<	0.010	0.0025		180	44	
1030	FD-8	6:06	5:35	FD8073007	7/30/2007	6:06	2744 RR	1409	3040	4283	<	0.010	0.0024		170	39	
1031	FD-6	6:32	5:41	FD6073007	7/30/2007	6:32	2745 RR	1389	2966	4120	<	0.010	0.0025		220	53	
1032	FD-4	6:45	5:55	FD4073007	7/30/2007	6:45	2746 RR	1390	2884	4009	<	0.010	0.0026		170	43	
1033	FD-1	6:38	5:47	FD1073007	7/30/2007	6:38	2747 RR	1389	2945	4091	<	0.010	0.0025		220	55	
1034	FD-11	5:15	5:48	FD11073107	7/31/2007	5:15	2749 RR	1473	2934	4322	<	0.010	0.0024		120	28	
1035	FD-10	5:21	5:54	FD10073107	7/31/2007	5:21	2750 RR	1473	2906	4281	<	0.010	0.0024		130	31	
1036	FD-9	5:30	5:58	FD9073107	7/31/2007	5:30	2751 RR	1468	2864	4204	<	0.010	0.0025		160	37	
1037	FD-8	5:35	6:03	FD8073107	7/31/2007	5:35	2752 RR	1468	3028	4445	<	0.010	0.0023		130	30	
1038	FD-6	5:41	6:14	FD6073107	7/31/2007	5:41	2753 RR	1473	2931	4317	<	0.010	0.0024		190	44	
1039	FD-4	5:55	6:40	FD4073107	7/31/2007	5:55	2465 RR	1485	2943	4371	<	0.010	0.0024		160	37	
1040	FD-1	5:47	6:20	FD1073107	7/31/2007	5:47	2466 RR	1473	2936	4325		0.013	0.0031		200	47	
1041	FD-11	5:48	5:15	FD11080107	8/1/2007	5:48	2483 RR	1407	2966	4173	<	0.010	0.0025		140	35	
1042	FD-10	5:54	5:20	FD10080107	8/1/2007	5:54	2494 RR	1406	2899	4076	<	0.010	0.0025		150	36	
1043	FD-9	5:58	5:25	FD9080107	8/1/2007	5:58	2486 RR	1407	2877	4048	<	0.010	0.0026		170	42	
1044	FD-8	6:03	5:30	FD8080107	8/1/2007	6:03	2496 RR	1407	3038	4274	<	0.014	0.0024		180	41	

2007070855 Receipt 7/30/07 Cr6 Anal 8/1/07 Part Anal 7/31/07

2007070940 Receipt 7/31/07 Cr6 Anal 8/3/07 Part Anal 8/2/07

2007080145 Receipt 8/6/07 Cr6 Anal 8/13/07 Part Anal 8/8/07

2007080145 Receipt 8/6/07 Cr6 Anal 8/13/07 Part

Sample Identification											Results						
	Location ID	Start Time	End Time	Field Sample ID	Sample Date	Sample Time	Filter #	Sampling Time (Min)	Avg Flow Rate (mlPM)	Total Volume (L)	Hexavalent Chromium (ug)		(ug/m3)	Total Particulate (ug)		(ug/m3)	LWO #
1045	FD-6	6:14	5:45	FD6080107	8/1/2007	6:14	2498 RR	1411	2954	4168		0.013	0.0033		210	49	Anal 8/8/07
1046	FD-4	6:40	6:15	FD4080107	8/1/2007	6:40	2487 RR	1415	2897	4099		0.013	0.0032		140	35	
1047	FD-1	6:20	5:53	FD1080107	8/1/2007	6:20	2484 RR	1413	2907	4108		0.010	0.0032		280	69	
1048	FD-11	5:15	5:50	FD11080207	8/2/2007	5:15	2521 RR	1475	2908	4290	<	0.010	0.0024		410	33	
1049	FD-10	5:20	6:00	FD10080207	8/2/2007	5:20	2499 RR	1480	2893	4281	<	0.010	0.0024		370	30	
1050	FD-9	5:25	6:05	FD9080207	8/2/2007	5:25	2472 RR	1480	2838	4201	<	0.010	0.0024		410	34	
1051	FD-8	5:30	6:10	FD8080207	8/2/2007	5:30	2488 RR	1480	3005	4448	<	0.010	0.0023		370	29	
1052	FD-6	5:45	6:30	FD6080207	8/2/2007	5:45	2485 RR	1485	2918	4334	<	0.010	0.0024		460	37	
1053	FD-4	6:15	6:45	FD4080207	8/2/2007	6:15	2470 RR	1470	2617	3846	<	0.010	0.0029		310	30	2007080247
1054	FD-1	5:53	5:40	FD1080207	8/2/2007	5:53	2471 RR	1427	2883	4114	<	0.010	0.0029		390	31	Receipt 8/8/07 Cr6
1055	FD-11	5:50	5:55	FD11080307	8/3/2007	5:50	2493 RR	4325	2902	12550		0.022	0.0018		260	62	Anal8/14/07 Part
1056	FD-10	6:00	5:59	FD10080307	8/3/2007	6:00	2519 RR	4319	2927	12641		0.023	0.0018		220	52	Anal 8/10/07
1057	FD-9	6:05	6:04	FD9080307	8/3/2007	6:05	2490 RR	4319	2816	12161		0.018	0.0015		220	54	
1058	FD-8	6:10	6:08	FD8080307	8/3/2007	6:10	2506 RR	4318	3003	12965		0.023	0.0018		240	53	
1059	FD-6	6:30	6:48	FD6080307	8/3/2007	6:30	2518 RR	4338	2923	12678		0.029	0.0023		250	57	
1060	FD-4	6:45	6:55	FD4080307	8/3/2007	6:45	2481 RR	4330	2358	10211		0.018	0.0018		190	50	
1061	FD-1	6:40	6:45	FD1080307	8/3/2007	6:40	2500 RR	4325	2912	12595		0.016	0.0013		230	56	
1062	FD-11	5:55	5:50	FD11080607	8/6/2007	5:55	2686 RR	1435	2946	4228		0.010	0.0025		250	59	
1063	FD-10	5:59	5:54	FD10080607	8/6/2007	5:59	2473 RR	1435	2951	4235	<	0.010	0.0024		250	60	
1064	FD-9	6:04	6:00	FD9080607	8/6/2007	6:04	2504 RR	1436	2851	4094	<	0.010	0.0025		230	55	
1065	FD-8	6:08	6:05	FD8080607	8/6/2007	6:08	2525 RR	1437	3029	4352	<	0.010	0.0024		240	55	
1066	FD-6	6:48	6:35	FD6080607	8/6/2007	6:48	2509 RR	1427	3002	4284	<	0.010	0.0024		260	61	
1067	FD-4	6:55	6:45	FD4080607	8/6/2007	6:55	2492 RR	1430	2265	3239	<	0.010	0.0032		170	54	
1068	FD-1	6:45	6:40	FD1080607	8/6/2007	6:45	2681 RR	1435	2947	4229	<	0.010	0.0024		260	61	
1069	FD-11	5:50	5:50	FD11080707	8/7/2007	5:50	2515 RR	1440	2963	4267	<	0.010	0.0024		120	29	
1070	FD-10	5:54	5:55	FD10080707	8/7/2007	5:54	2684 RR	1441	2949	4249	<	0.010	0.0024		120	27	
1071	FD-9	6:00	6:10	FD9080707	8/7/2007	6:00	2510 RR	1450	2868	4159	<	0.010	0.0025		200	48	2007080345
1072	FD-8	6:05	7:00	FD8080707	8/7/2007	6:05	2514 RR	1495	3036	4538	<	0.010	0.0023		200	45	Receipt 8/10/07
1073	FD-6	6:35	7:20	FD6080707	8/7/2007	6:35	2680 RR	1485	3061	4546	<	0.010	0.0023		290	64	Cr6 Anal 8/16/07
1074	FD-4	6:45	7:40	FD4080707	8/7/2007	6:45	2694 RR	1495	2214	3310	<	0.010	0.0031		180	55	Part Anal 8/14/07
1075	FD-1	6:40	7:27	FD1080707	8/7/2007	6:40	2685 RR	1487	2959	4400		0.011	0.0026		330	74	
1076	FD-11	5:50	9:15	FD11080807	8/8/2007	5:50	2516 RR	1645	2907	4783	<	0.010	0.0021		160	33	
1077	FD-10	5:55	9:20	FD10080807	8/8/2007	5:55	2517 RR	1645	2961	4870		0.015	0.0031		120	24	
1078	FD-9	6:10	9:05	FD9080807	8/8/2007	6:10	2678 RR	1615	2864	4626		0.015	0.0032		200	43	
1079	FD-8	7:00	9:25	FD8080807	8/8/2007	7:00	2682 RR	1585	3035	4810		0.015	0.0026		230	48	
1080	FD-6	7:20	8:32	FD6080807	8/8/2007	7:20	2683 RR	1512	3053	4616		0.016	0.0036		200	44	
1081	FD-4	7:40	8:28	FD4080807	8/8/2007	7:40	2692 RR	1488	2174	3235		0.017	0.0052	<	100	31	
1082	FD-1	7:27	8:40	FD1080807	8/8/2007	7:27	2696 RR	1513	2946	4457		0.024	0.0054		190	42	
1083	FD-11	9:15	8:05	FD11080907	8/9/2007	9:15	130 RL	1370	2975	4076		0.016	0.0039		110	26	
1084	FD-10	9:20	8:10	FD10080907	8/9/2007	9:20	132 RL	1370	2979	4081		0.015	0.0036	<	100	24	
1085	FD-9	9:05	8:00	FD9080907	8/9/2007	9:05	145 RL	1375	2936	4037		0.011	0.0028	<	100	24	
1086	FD-8	9:25	8:17	FD8080907	8/9/2007	9:25	135 RL	1372	3087	4235		0.038	0.0089	<	100	24	
1087	FD-6	8:32	8:25	FD6080907	8/9/2007	8:32	126 RL	1433	3073	4403	<	0.010	0.0023		130	29	
1088	FD-4	8:28	8:30	FD4080907	8/9/2007	8:28	141 RL	1442	2133	3076		0.029	0.0093	<	100	33	2007080435
1089	FD-1	8:40	8:20	FD1080907	8/9/2007	8:40	150 RL	1420	2965	4210		0.031	0.0073		150	36	Receipt 8/14/07
1090	FD-11	8:05	6:05	FD11081007	8/10/2007	8:05	2408 RR	4200	3071	12899		0.019	0.0015		190	14	Cr6 Anal 8/21/07
1091	FD-10	8:10	6:10	FD10081007	8/10/2007	8:10	2407 RR	4200	2974	12490		0.016	0.0013		200	16	Part Anal 8/15/07
1092	FD-9	8:00	6:25	FD9081007	8/10/2007	8:00	2409 RR	4225	2940	12423		0.017	0.0014	<	100	8	
1093	FD-8	8:17	6:22	FD8081007	8/10/2007	8:17	2401 RR	4205	3094	13010		0.015	0.0011		220	17	
1094	FD-6	8:25	6:19	FD6081007	8/10/2007	8:25	2402 RR	4194	3100	13003		0.025	0.0019		250	19	

Sample Identification											Results						
	Location ID	Start Time	End Time	Field Sample ID	Sample Date	Sample Time	Filter #	Sampling Time (Min)	Avg Flow Rate (mlPM)	Total Volume (L)	Hexavalent Chromium (ug)		(ug/m3)	Total Particulate (ug)		(ug/m3)	LWO #
1095	FD-4	8:30	6:50	FD4081007	8/10/2007	8:30	2403 RR	4220	2363	9971	<	0.010	0.0010		200	20	
1096	FD-1	8:20	6:15	FD1081007	8/10/2007	8:20	2410 RR	4195	2995	12565		0.013	0.0010		230	18	
1097	FD-11	6:05	5:55	FD11081307	8/13/2007	6:05	2423 RR	1430	3007	4300	<	0.010	0.0024		100	23	
1098	FD-10	6:10	6:00	FD10081307	8/13/2007	6:10	2395 RR	1430	2953	4222	<	0.010	0.0024	<	100	24	
1099	FD-9	6:25	6:15	FD9081307	8/13/2007	6:25	2399 RR	1430	2928	4187	<	0.010	0.0025		120	29	
1100	FD-8	6:22	6:12	FD8081307	8/13/2007	6:22	2424 RR	1430	3062	4378		0.011	0.0024	<	100	23	
1101	FD-6	6:19	6:07	FD6081307	8/13/2007	6:19	2390 RR	1428	3044	4347	<	0.010	0.0024		140	33	
1102	FD-4	6:50	6:50	FD4081307	8/13/2007	6:50	2415 RR	1440	2438	3510	<	0.010	0.0029	<	100	28	
1103	FD-1	6:15	6:05	FD1081307	8/13/2007	6:15	2438 RR	1430	2957	4228	<	0.010	0.0024		110	27	
1104	FD-11	5:55	6:00	FD11081407	8/14/2007	5:55	2418 RR	1445	2993	4324	<	0.010	0.0024	<	100	23	
1105	FD-10	6:00	6:05	FD10081407	8/14/2007	6:00	2421 RR	1445	2931	4235	<	0.010	0.0024	<	100	24	
1106	FD-9	6:15	6:18	FD9081407	8/14/2007	6:15	2426 RR	1443	2946	4250	<	0.010	0.0024		100	25	2007080591 Receipt 8/17/07 Cr6 Anal 8/23/07 Part Anal 8/20/07
1107	FD-8	6:12	6:15	FD8081407	8/14/2007	6:12	2427 RR	1443	3068	4428	<	0.010	0.0023		120	26	
1108	FD-6	6:07	6:10	FD6081407	8/14/2007	6:07	2428 RR	1443	3024	4363	<	0.010	0.0024		140	33	
1109	FD-4	6:50	6:50	FD4081407	8/14/2007	6:50	2434 RR	1440	2793	4022	<	0.010	0.0026	<	100	25	
1110	FD-1	6:05	6:08	FD1081407	8/14/2007	6:05	2435 RR	1443	2945	4250	<	0.010	0.0024		150	35	
1111	FD-11	6:00	5:55	FD11081507	8/15/2007	6:00	2391 RR	1435	3013	4324	<	0.010	0.0024		290	68	
1112	FD-10	6:05	6:00	FD10081507	8/15/2007	6:05	2392 RR	1435	2951	4235	<	0.010	0.0024		200	46	
1113	FD-9	6:18	6:14	FD9081507	8/15/2007	6:18	2400 RR	1436	2897	4160	<	0.010	0.0025		190	45	
1114	FD-8	6:15	6:10	FD8081507	8/15/2007	6:15	2411 RR	1435	3048	4374	<	0.010	0.0023		210	47	
1115	FD-6	6:10	6:07	FD6081507	8/15/2007	6:10	2412 RR	1437	3035	4362	<	0.010	0.0024		260	60	
1116	FD-4	6:50	6:55	FD4081507	8/15/2007	6:50	2413 RR	1445	2608	3769	<	0.010	0.0027		160	43	
1117	FD-1	6:08	6:03	FD1081507	8/15/2007	6:08	2414 RR	1435	2926	4199	<	0.010	0.0024		220	51	
1118	FD-11	5:55	6:05	FD11081607	8/16/2007	5:55	2393 RR	1450	2999	4349	<	0.010	0.0024		260	59	
1119	FD-10	6:00	6:08	FD10081607	8/16/2007	6:00	2394 RR	1448	2959	4284	<	0.010	0.0024		210	50	
1120	FD-9	6:14	6:20	FD9081607	8/16/2007	6:14	2396 RR	1446	2915	4215	<	0.010	0.0024		240	57	
1121	FD-8	6:10	6:17	FD8081607	8/16/2007	6:10	2397 RR	1447	3023	4374	<	0.010	0.0023		240	54	
1122	FD-6	6:07	6:14	FD6081607	8/16/2007	6:07	2398 RR	1447	3001	4343	<	0.010	0.0024		270	61	
1123	FD-4	6:55	6:55	FD4081607	8/16/2007	6:55	2440 RR	1440	2590	3730	<	0.010	0.0024		170	45	2007080661 Receipt 8/21/07 Cr6 Anal 8/27/07 Part Anal 8/23/07
1124	FD-1	6:03	6:16	FD1081607	8/16/2007	6:03	2441 RR	1453	2898	4211	<	0.010	0.0028		230	55	
1125	FD-11	6:05	6:05	FD11081707	8/17/2007	6:05	2444 RR	4320	2953	12759	<	0.010	0.0024		220	51	
1126	FD-10	6:08	6:10	FD10081707	8/17/2007	6:08	2445 RR	4322	2908	12569	<	0.010	0.0024		200	47	
1127	FD-9	6:20	6:24	FD9081707	8/17/2007	6:20	2446 RR	4324	2895	12518	<	0.010	0.0025		240	56	
1128	FD-8	6:17	6:15	FD8081707	8/17/2007	6:17	2447 RR	4318	2999	12949	<	0.010	0.0024		370	85	
1129	FD-6	6:14	6:21	FD6081707	8/17/2007	6:14	2448 RR	4327	3018	13059	<	0.010	0.0024		290	67	
1130	FD-4	6:55	6:50	FD4081707	8/17/2007	6:55	2449 RR	4315	2578	11123	<	0.010	0.0028		170	46	
1131	FD-1	6:16	6:19	FD1081707	8/17/2007	6:16	2450 RR	4323	2936	12691	<	0.010	0.0024		280	66	
1132	FD-11	6:05	6:10	FD11082007	8/20/2007	6:05	2452 RR	1445	2980	4306	<	0.010	0.0024	<	100	23	
1133	FD-10	6:10	6:14	FD10082007	8/20/2007	6:10	2453 RR	1444	2907	4198	<	0.010	0.0024		110	26	
1134	FD-9	6:24	6:26	FD9082007	8/20/2007	6:24	2454 RR	1442	2866	4133		0.011	0.0025	<	100	24	
1135	FD-8	6:15	6:23	FD8082007	8/20/2007	6:15	2455 RR	1448	3022	4376	<	0.010	0.0023	<	100	23	
1136	FD-6	6:21	6:20	FD6082007	8/20/2007	6:21	2456 RR	1439	3071	4419	<	0.010	0.0023		100	23	
1137	FD-4	6:50	6:50	FD4082007	8/20/2007	6:50	2457 RR	1440	2511	3615	<	0.010	0.0028	<	100	28	
1138	FD-1	6:19	6:15	FD1082007	8/20/2007	6:19	2458 RR	1436	2978	4277	<	0.010	0.0024		180	41	
1139	Field Blank	0:00	0:00	FB	8/20/2007	0:00	2313 RR	0	0	0							
1140	Trip Blank	0:00	0:00	TB	8/20/2007	0:00	2231 RR	0	0	0							
1141	FD-11	6:10	8:21	FD11082107	8/21/2007	6:10	2304 RR	1571	3040	4776	<	0.010	0.0022	<	100	21	
1142	FD-10	6:14	8:17	FD10082107	8/21/2007	6:14	2309 RR	1563	2942	4599	<	0.010	0.0022	<	100	22	2007080788 Receipt 8/207 Cr6 Anal 8/30/07 Part Anal 8/28/07
1143	FD-9	6:26	8:11	FD9082107	8/21/2007	6:26	2310 RR	1545	2878	4446	<	0.010	0.0023	<	100	22	
1144	FD-8	6:23	8:07	FD8082107	8/21/2007	6:23	2312 RR	1544	3057	4720	<	0.010	0.0022	<	100	21	

Sample Identification											Results						
	Location ID	Start Time	End Time	Field Sample ID	Sample Date	Sample Time	Filter #	Sampling Time (Min)	Avg Flow Rate (mlPM)	Total Volume (L)	Hexavalent Chromium (ug)		(ug/m3)	Total Particulate (ug)		(ug/m3)	LWO #
1145	FD-6	6:20	8:03	FD6082107	8/21/2007	6:20	2442 RR	1543	3085	4760		0.011	0.0022		390	83	Anal 8/28/07
1146	FD-4	6:50	7:53	FD4082107	8/21/2007	6:50	2443 RR	1503	2483	3732	<	0.010	0.0028	<	100	27	
1147	FD-1	6:15	8:00	FD1082107	8/21/2007	6:15	2459 RR	1545	3002	4638		0.017	0.0038	<	100	22	
1148	FD-11	8:21	5:53	FD11082207	8/22/2007	8:21	2175 RR	1292	3036	3922	<	0.010	0.0026		130	32	
1149	FD-10	8:17	5:57	FD10082207	8/22/2007	8:17	2178 RR	1300	2933	3813	<	0.010	0.0027	<	100	26	
1150	FD-9	8:11	6:10	FD9082207	8/22/2007	8:11	2181 RR	1319	2859	3770	<	0.010	0.0027	<	100	27	
1151	FD-8	8:07	6:06	FD8082207	8/22/2007	8:07	2184 RR	1319	3062	4039	<	0.010	0.0025		120	29	
1152	FD-6	8:03	6:03	FD6082207	8/22/2007	8:03	2190 RR	1320	3060	4040	<	0.010	0.0025		780	19	
1153	FD-4	7:53	6:50	FD4082207	8/22/2007	7:53	2193 RR	1377	2506	3450	<	0.010	0.0030	<	100	29	
1154	FD-1	8:00	6:00	FD1082207	8/22/2007	8:00	2196 RR	1320	2996	3955	<	0.010	0.0026	<	100	25	
1155	FD-11	5:53	6:00	FD11082307	8/23/2007	5:53	2205 RR	1447	3027	4381	<	0.010	0.0023		160	37	
1156	FD-10	5:57	6:05	FD10082307	8/23/2007	5:57	2208 RR	1448	2917	4223	<	0.010	0.0024		110	26	
1157	FD-9	6:10	6:18	FD9082307	8/23/2007	6:10	2211 RR	1448	2858	4138	<	0.010	0.0025		100	25	
1158	FD-8	6:06	6:15	FD8082307	8/23/2007	6:06	2220 RR	1449	3075	4455	<	0.010	0.0023		120	26	
1159	FD-6	6:03	6:12	FD6082307	8/23/2007	6:03	2223 RR	1449	3009	4360	<	0.010	0.0024		270	63	
1160	FD-4	6:50	6:50	FD4082307	8/23/2007	6:50	2226 RR	1440	2463	3546	<	0.010	0.0029		100	29	2007080879
1161	FD-1	6:00	6:09	FD1082307	8/23/2007	6:00	2233 RR	1449	2986	4326	<	0.010	0.0024		150	35	Receipt 8/28/07
1162	FD-11	6:00	5:47	FD11082407	8/24/2007	6:00	2201 RR	4307	2982	12843		0.023	0.0018		450	35	Cr6 Anal 9/4/07
1163	FD-10	6:05	5:52	FD10082407	8/24/2007	6:05	2210 RR	4307	2905	12514		0.011	0.00087		390	31	Part Anal 8/30/07
1164	FD-9	6:18	5:58	FD9082407	8/24/2007	6:18	2213 RR	4300	2860	12297		0.018	0.0014		450	37	
1165	FD-8	6:15	6:05	FD8082407	8/24/2007	6:15	2216 RR	4310	3066	13212	<	0.010	0.00078		420	32	
1166	FD-6	6:12	6:31	FD6082407	8/24/2007	6:12	2225 RR	4339	2964	12862		0.017	0.0013		460	36	
1167	FD-4	6:50	6:50	FD4082407	8/24/2007	6:50	2228 RR	4320	2382	10290	<	0.010	0.0010		330	32	
1168	FD-1	6:09	6:28	FD1082407	8/24/2007	6:09	2234 RR	4339	2962	12850		0.021	0.0016		440	34	
1169	FD-11	6:00	5:47	FD11082707	8/27/2007	6:00	2237 RR	1427	2954	4215	<	0.010	0.0024		110	27	
1170	FD-10	6:05	5:52	FD10082707	8/27/2007	6:05	2240 RR	1427	2873	4100	<	0.010	0.0025	<	100	24	
1171	FD-9	6:18	5:58	FD9082707	8/27/2007	6:18	2207 RR	1420	2869	4074	<	0.010	0.0025		150	37	
1172	FD-8	6:15	6:05	FD8082707	8/27/2007	6:15	2219 RR	1430	3049	4360	<	0.010	0.0024		410	94	
1173	FD-6	6:12	6:31	FD6082707	8/27/2007	6:12	2203 RR	1459	2969	4332	<	0.010	0.0024		140	32	
1174	FD-4	6:50	6:50	FD4082707	8/27/2007	6:50	2316 RR	1440	2372	3415	<	0.010	0.0030	<	100	29	
1175	FD-1	6:09	6:28	FD1082707	8/27/2007	6:09	2222 RR	1459	2941	4292	<	0.010	0.0024		140	32	
1176	FD-11	5:15	5:55	FD11082807	8/28/2007	5:15	2195 RR	1480	2952	4370		0.010	0.0024		160	37	
1177	FD-10	5:18	6:00	FD10082807	8/28/2007	5:18	2183 RR	1482	2862	4241	<	0.010	0.0024		150	34	
1178	FD-9	5:23	6:13	FD9082807	8/28/2007	5:23	2180 RR	1490	2882	4294	<	0.010	0.0024		160	36	2007090006
1179	FD-8	5:30	6:18	FD8082807	8/28/2007	5:30	2177 RR	1488	3034	4515	<	0.010	0.0023		160	35	Receipt 9/4/07 Cr6
1180	FD-6	5:45	6:40	FD6082807	8/28/2007	5:45	2192 RR	1495	2972	4443	<	0.010	0.0023		200	44	Anal 9/12/07 Part
1181	FD-4	6:40	6:47	FD4082807	8/28/2007	6:40	2174 RR	1447	2378	3441	<	0.010	0.0030		130	37	Anal 9/7/07
1182	FD-1	5:55	6:44	FD1082807	8/28/2007	5:55	2189 RR	1489	2941	4379	<	0.010	0.0023		260	60	
1183	FD-11	5:55	5:56	FD11082907	8/29/2007	5:55	2212 RR	1441	2945	4244	<	0.010	0.0024		200	47	
1184	FD-10	6:00	5:53	FD10082907	8/29/2007	6:00	2215 RR	1433	2872	4115	<	0.010	0.0025		160	38	
1185	FD-9	6:13	5:47	FD9082907	8/29/2007	6:13	2206 RR	1414	2871	4060	<	0.010	0.0025		190	46	
1186	FD-8	6:18	5:44	FD8082907	8/29/2007	6:18	2209 RR	1406	3028	4257	<	0.010	0.0024		160	36	
1187	FD-6	6:40	6:07	FD6082907	8/29/2007	6:40	2230 RR	1407	2945	4143	<	0.010	0.0025		260	62	
1188	FD-4	6:47	6:40	FD4082907	8/29/2007	6:47	2204 RR	1433	2366	3390	<	0.010	0.0030		130	39	
1189	FD-1	6:44	6:02	FD1082907	8/29/2007	6:44	2227 RR	1398	2908	4065	<	0.010	0.0025		160	46	
1190	FD-11	5:56	6:00	FD11083007	8/30/2007	5:56	949 RR	1444	2948	4257	<	0.010	0.0024		340	80	
1191	FD-10	5:53	6:03	FD10083007	8/30/2007	5:53	960 RR	1450	2872	4164	<	0.010	0.0024		200	48	
1192	FD-9	5:47	6:16	FD9083007	8/30/2007	5:47	2197 RR	1469	2873	4220	<	0.010	0.0024		230	54	
1193	FD-8	5:44	6:12	FD8083007	8/30/2007	5:44	2185 RR	1468	3046	4472	<	0.010	0.0023		220	49	
1194	FD-6	6:07	6:09	FD6083007	8/30/2007	6:07	2182 RR	1442	2945	4246	<	0.010	0.0024		260	61	

Sample Identification											Results						
	Location ID	Start Time	End Time	Field Sample ID	Sample Date	Sample Time	Filter #	Sampling Time (Min)	Avg Flow Rate (mlPM)	Total Volume (L)	Hexavalent Chromium (ug)		(ug/m3)	Total Particulate (ug)		(ug/m3)	LWO #
1195	FD-4	6:40	6:45	FD4083007	8/30/2007	6:40	2200 RR	1445	2511	3629	<	0.010	0.0028		210	57	2007090080
1196	FD-1	6:02	6:06	FD1083007	8/30/2007	6:02	961 RR	1444	2900	4187	<	0.010	0.0024		240	57	Receipt 9/6/07 Cr6
1197	FD-11	6:00	6:17	FD11083107	8/31/2007	6:00	950 RR	5777	2961	17104	<	0.010	0.00060		390	23	Anal 9/13/07 Part
1198	FD-10	6:03	6:20	FD10083107	8/31/2007	6:03	953 RR	5777	2887	16677	<	0.010	0.00061		390	24	Anal 9/10/07
1199	FD-9	6:16	6:08	FD9083107	8/31/2007	6:16	954 RR	5752	2882	16575	<	0.010	0.00061		460	28	
1200	FD-8	6:12	6:24	FD8083107	8/31/2007	6:12	955 RR	5772	3043	17562		0.011	0.00063		420	24	
1201	FD-6	6:09	6:29	FD6083107	8/31/2007	6:09	956 RR	5780	2990	17285	<	0.010	0.00059		470	27	
1202	FD-4	6:45	6:39	FD4083107	8/31/2007	6:45	962 RR	5754	2688	15468		0.015	0.00098		310	20	
1203	FD-1	6:06	6:26	FD1083107	8/31/2007	6:06	963 RR	5780	2950	17049	<	0.010	0.00060		400	23	
1204	FD-11	6:17	5:45	FD11090407	9/4/2007	6:17	974 RR	1408	2965	4175	<	0.010	0.0024		160	37	
1205	FD-10	6:20	5:50	FD10090407	9/4/2007	6:20	966 RR	1410	2882	4064	<	0.010	0.0025		120	30	
1206	FD-9	6:08	5:55	FD9090407	9/4/2007	6:08	912 RR	1427	2889	4123		0.012	0.0028		190	45	
1207	FD-8	6:24	6:08	FD8090407	9/4/2007	6:24	973 RR	1424	3033	4319	<	0.010	0.0024		140	32	
1208	FD-6	6:29	6:48	FD6090407	9/4/2007	6:29	969 RR	1459	3000	4376		0.014	0.0033		190	43	
1209	FD-4	6:39	6:55	FD4090407	9/4/2007	6:39	913 RR	1456	2653	3862		0.020	0.0051		120	30	2007090130
1210	FD-1	6:26	6:44	FD1090407	9/4/2007	6:26	972 RR	1458	2962	4318		0.011	0.0026		160	38	Receipt 9/7/07 Cr6
1211	FD-11	5:45	5:30	FD11090507	9/5/2007	5:45	921 RR	1425	2969	4231	<	0.010	0.0024		130	31	Anal 9/13/07 Part
1212	FD-10	5:50	5:34	FD10090507	9/5/2007	5:50	911 RR	1424	2871	4088	<	0.010	0.0025		120	30	Anal 9/11/07
1213	FD-9	5:55	5:40	FD9090507	9/5/2007	5:55	910 RR	1425	2886	4113		0.012	0.0028		160	39	
1214	FD-8	6:08	5:45	FD8090507	9/5/2007	6:08	905 RR	1417	3051	4323	<	0.010	0.0024		140	31	
1215	FD-6	6:48	6:25	FD6090507	9/5/2007	6:48	909 RR	1417	2991	4238		0.010	0.0024		190	44	
1216	FD-4	6:55	6:45	FD4090507	9/5/2007	6:55	906 RR	1430	2601	3719	<	0.010	0.0027		110	29	
1217	FD-1	6:44	6:19	FD1090507	9/5/2007	6:44	920 RR	1415	2951	4176	<	0.010	0.0024		170	41	
1218	FD-11	5:30	5:30	FD11090607	9/6/2007	5:30	914 RR	1440	2985	4298	<	0.010	0.0024		320	75	
1219	FD-10	5:34	5:35	FD10090607	9/6/2007	5:34	915 RR	1441	2886	4159	<	0.010	0.0024		140	33	
1220	FD-9	5:40	5:40	FD9090607	9/6/2007	5:40	916 RR	1440	2873	4137	<	0.010	0.0024		150	36	
1221	FD-8	5:45	5:45	FD8090607	9/6/2007	5:45	917 RR	1440	3051	4393	<	0.010	0.0023		120	28	
1222	FD-6	6:25	6:28	FD6090607	9/6/2007	6:25	918 RR	1443	3001	4330	<	0.010	0.0023		170	39	
1223	FD-4	6:45	6:45	FD4090607	9/6/2007	6:45	919 RR	1440	2584	3720	<	0.010	0.0027		140	39	2007090247
1224	FD-1	6:19	6:20	FD1090607	9/6/2007	6:19	922 RR	1441	2932	4224	<	0.010	0.0024		150	36	Receipt 9/12/07
1225	FD-11	5:30	5:20	FD11090707	9/7/2007	5:30	931 RR	4310	2968	12790	<	0.010	0.00079		450	35	Cr6 Anal 9/17/07
1226	FD-10	5:35	5:23	FD10090707	9/7/2007	5:35	935 RR	4308	2872	12371	<	0.010	0.00082		320	26	Part Anal 9/13/07
1227	FD-9	5:40	5:54	FD9090707	9/7/2007	5:40	936 RR	4334	2843	12320	<	0.010	0.00082		410	34	
1228	FD-8	5:45	5:26	FD8090707	9/7/2007	5:45	937 RR	4301	3051	13122	<	0.010	0.00077		320	24	
1229	FD-6	6:28	5:45	FD6090707	9/7/2007	6:28	944 RR	4277	2981	12749	<	0.010	0.00079		410	32	
1230	FD-4	6:45	6:08	FD4090707	9/7/2007	6:45	946 RR	4283	2578	11042	<	0.010	0.00092		360	33	
1231	FD-1	6:20	5:47	FD1090707	9/7/2007	6:20	947 RR	4287	2940	12605	<	0.010	0.00080		370	30	
1232	FD-11	5:20	5:24	FD11091007	9/10/2007	5:20	932 RR	1444	2941	4247	<	0.010	0.0024		180	43	
1233	FD-10	5:23	5:28	FD10091007	9/10/2007	5:23	939 RR	1445	2864	4139	<	0.010	0.0024		150	36	
1234	FD-9	5:54	5:55	FD9091007	9/10/2007	5:54	940 RR	1441	2866	4129	<	0.010	0.0024		130	32	
1235	FD-8	5:26	5:31	FD8091007	9/10/2007	5:26	941 RR	1445	3063	4426	<	0.010	0.0023		140	31	
1236	FD-6	5:45	5:41	FD6091007	9/10/2007	5:45	942 RR	1436	2978	4276	<	0.010	0.0024		170	40	
1237	FD-4	6:08	6:05	FD4091007	9/10/2007	6:08	943 RR	1437	2568	3690	<	0.010	0.0027		140	37	
1238	FD-1	5:47	5:47	FD1091007	9/10/2007	5:47	945 RR	1440	2953	4252	<	0.010	0.0024		160	37	
1239	FD-11	5:24	5:17	FD11091107	9/11/2007	5:24	1345 RR	1433	2967	4251	<	0.010	0.0024		130	30	
1240	FD-10	5:28	5:20	FD10091107	9/11/2007	5:28	1346 RR	1432	2878	4121	<	0.010	0.0025	<	100	24	
1241	FD-9	5:55	6:00	FD9091107	9/11/2007	5:55	1347 RR	1445	2891	4177	<	0.010	0.0024		140	33	2007090385
1242	FD-8	5:31	5:22	FD8091107	9/11/2007	5:31	1348 RR	1431	3068	4390	<	0.010	0.0023		100	24	Receipt 9/17/07
1243	FD-6	5:41	5:40	FD6091107	9/11/2007	5:41	1349 RR	1439	3019	4344	<	0.010	0.0023		120	27	Cr6 Anal 9/20/07
1244	FD-4	6:05	5:53	FD4091107	9/11/2007	6:05	1352 RR	1428	2537	3623	<	0.010	0.0028		100	28	Part Anal 9/18/07

Sample Identification											Results						
	Location ID	Start Time	End Time	Field Sample ID	Sample Date	Sample Time	Filter #	Sampling Time (Min)	Avg Flow Rate (mIPM)	Total Volume (L)	Hexavalent Chromium (ug)		(ug/m3)	Total Particulate (ug)		(ug/m3)	LWO #
1245	FD-1	5:47	5:49	FD1091107	9/11/2007	5:47	1353 RR	1442	2958	4265	<	0.010	0.0024		120	29	
1246	FD-11	5:17	5:16	FD11091207	9/12/2007	5:17	1031 RR	1439	2998	4315	<	0.010	0.0023		160	37	
1247	FD-10	5:20	5:20	FD10091207	9/12/2007	5:20	1032 RR	1440	2882	4149	<	0.010	0.0024		110	26	
1248	FD-9	6:00	5:50	FD9091207	9/12/2007	6:00	1033 RR	1430	2871	4105	<	0.010	0.0025		130	31	
1249	FD-8	5:22	5:22	FD8091207	9/12/2007	5:22	1034 RR	1440	3070	4420	<	0.010	0.0023		110	24	
1250	FD-6	5:40	5:40	FD6091207	9/12/2007	5:40	1035 RR	1440	3034	4369	<	0.010	0.0023		160	37	
1251	FD-4	5:53	5:58	FD4091207	9/12/2007	5:53	1036 RR	1445	2530	3655	<	0.010	0.0028	<	100	27	
1252	FD-1	5:49	5:45	FD1091207	9/12/2007	5:49	1037 RR	1436	2985	4286	<	0.010	0.0024		130	30	
1253	FD-11	5:16	5:18	FD11091307	9/13/2007	5:16	1038 RR	1442	3018	4352	<	0.010	0.0023		120	28	
1254	FD-10	5:20	5:23	FD10091307	9/13/2007	5:20	1039 RR	1443	2903	4188	<	0.010	0.0024	<	100	24	
1255	FD-9	5:50	5:54	FD9091307	9/13/2007	5:50	1040 RR	1444	2871	4146	<	0.010	0.0024		110	27	
1256	FD-8	5:22	5:30	FD8091307	9/13/2007	5:22	1041 RR	1448	3076	4454	<	0.010	0.0023		100	23	
1257	FD-6	5:40	5:40	FD6091307	9/13/2007	5:40	1042 RR	1440	3025	4356	<	0.010	0.0023		100	23	
1258	FD-4	5:58	6:04	FD4091307	9/13/2007	5:58	1043 RR	1446	2545	3681	<	0.010	0.0028	<	100	27	2007090427
1259	FD-1	5:45	5:50	FD1091307	9/13/2007	5:45	1044 RR	1445	2991	4322	<	0.010	0.0023		120	27	Receipt 9/18/07
1260	FD-11	5:18	5:20	FD11091407	9/14/2007	5:18	1003 RR	4322	3051	13184		0.010	0.00092		220	17	Cr6 Anal 9/25/07
1261	FD-10	5:23	5:24	FD10091407	9/14/2007	5:23	1004 RR	4321	2930	12659	<	0.010	0.00080		150	12	Part Anal 9/19/07
1262	FD-9	5:54	6:02	FD9091407	9/14/2007	5:54	1005 RR	4328	2885	12485	<	0.010	0.00081		200	16	
1263	FD-8	5:30	5:26	FD8091407	9/14/2007	5:30	1006 RR	4316	3100	13380	<	0.010	0.00760		150	11	
1264	FD-6	5:40	5:40	FD6091407	9/14/2007	5:40	1007 RR	4320	3036	13116		0.010	0.00090		200	15	
1265	FD-4	6:04	5:54	FD4091407	9/14/2007	6:04	1008 RR	4310	2584	11138	<	0.010	0.00091		110	10	
1266	FD-1	5:50	5:49	FD1091407	9/14/2007	5:50	1009 RR	4319	3006	12985	<	0.010	0.00078		190	15	
1267	FD-11	5:20	5:14	FD11091707	9/17/2007	5:20	1010 RR	1434	3075	4409	<	0.010	0.0023	<	100	23	
1268	FD-10	5:24	5:18	FD10091707	9/17/2007	5:24	1011 RR	1434	2934	4208	<	0.010	0.0024	<	100	24	
1269	FD-9	6:02	6:08	FD9091707	9/17/2007	6:02	1012 RR	1446	2901	4195	<	0.010	0.0024		120	30	
1270	FD-8	5:26	5:21	FD8091707	9/17/2007	5:26	1013 RR	1435	3110	4463	<	0.010	0.0023		110	25	
1271	FD-6	5:40	5:37	FD6091707	9/17/2007	5:40	1014 RR	1437	3041	4370	<	0.010	0.0023		130	30	
1272	FD-4	5:54	5:50	FD4091707	9/17/2007	5:54	1015 RR	1436	2581	3706	<	0.010	0.0027		100	28	
1273	FD-1	5:49	5:42	FD1091707	9/17/2007	5:49	1016 RR	1433	3049	4369	<	0.010	0.0023		130	31	
1274	FD-11	5:14	5:19	FD11091807	9/18/2007	5:14	980 RR	1445	3053	4411	<	0.010	0.0023		110	26	
1275	FD-10	5:18	5:23	FD10091807	9/18/2007	5:18	981 RR	1445	2908	4202	<	0.010	0.0024		110	26	
1276	FD-9	6:08	5:48	FD9091807	9/18/2007	6:08	982 RR	1420	2885	4097	<	0.010	0.0025		120	29	2007090592
1277	FD-8	5:21	5:25	FD8091807	9/18/2007	5:21	983 RR	1444	3096	4471		0.018	0.0039		110	25	Receipt 9/21/07
1278	FD-6	5:37	5:35	FD6091807	9/18/2007	5:37	984 RR	1438	3024	4349	<	0.010	0.0023		150	34	Cr6 Anal 9/27/07
1279	FD-4	5:50	5:59	FD4091807	9/18/2007	5:50	985 RR	1449	2534	3671	<	0.010	0.0028		120	33	Part Anal 9/25/07
1280	FD-1	5:42	5:42	FD1091807	9/18/2007	5:42	986 RR	1440	3080	4435	<	0.010	0.0023		140	31	
1281	FD-11	5:19	5:17	FD11091907	9/19/2007	5:19	987 RR	1438	3017	4338	<	0.010	0.0023		200	47	
1282	FD-10	5:23	5:21	FD10091907	9/19/2007	5:23	988 RR	1438	2888	4152	<	0.010	0.0024		190	46	
1283	FD-9	5:48	6:02	FD9091907	9/19/2007	5:48	989 RR	1454	2865	4165	<	0.010	0.0024		210	50	
1284	FD-8	5:25	5:24	FD8091907	9/19/2007	5:25	990 RR	1439	3087	4442	<	0.010	0.0023		170	38	
1285	FD-6	5:35	5:38	FD6091907	9/19/2007	5:35	991 RR	1443	3014	4349	<	0.010	0.0023		210	49	
1286	FD-4	5:59	5:49	FD4091907	9/19/2007	5:59	992 RR	1430	2498	3572	<	0.010	0.0028		140	40	
1287	FD-1	5:42	5:41	FD1091907	9/19/2007	5:42	993 RR	1439	3066	4412	<	0.010	0.0023		210	48	
1288	FD-11	5:17	5:58	FD11092007	9/20/2007	5:17	975 RR	1481	3017	4469	<	0.010	0.0023		260	59	
1289	FD-10	5:21	6:03	FD10092007	9/20/2007	5:21	994 RR	1482	2894	4289	<	0.010	0.0024		220	52	
1290	FD-9	6:02	6:18	FD9092007	9/20/2007	6:02	995 RR	1456	2862	4168	<	0.010	0.0024		240	57	
1291	FD-8	5:24	6:07	FD8092007	9/20/2007	5:24	996 RR	1483	3072	4556	<	0.010	0.0022		220	48	
1292	FD-6	5:38	6:15	FD6092007	9/20/2007	5:38	997 RR	1477	2980	4401	<	0.010	0.0023		260	59	
1293	FD-4	5:49	6:45	FD4092007	9/20/2007	5:49	998 RR	1496	2461	3682	<	0.010	0.0027		230	62	2007090698
1294	FD-1	5:41	6:10	FD1092007	9/20/2007	5:41	999 RR	1469	3021	4437	<	0.010	0.0023		240	53	Receipt 9/25/07

Sample Identification											Results						
	Location ID	Start Time	End Time	Field Sample ID	Sample Date	Sample Time	Filter #	Sampling Time (Min)	Avg Flow Rate (mlPM)	Total Volume (L)	Hexavalent Chromium (ug)		(ug/m3)	Total Particulate (ug)		(ug/m3)	LWO #
1295	FD-11	5:58	5:22	FD11092107	9/21/2007	5:58	302 RR	4284	3066	13133	<	0.010	0.00077		360	27	Cr6 Anal 10/2/07
1296	FD-10	6:03	5:25	FD10092107	9/21/2007	6:03	306 RR	4282	2901	12423	<	0.010	0.00081		320	26	Part Anal 9/27/07
1297	FD-9	6:18	5:52	FD9092107	9/21/2007	6:18	307 RR	4294	2877	12355	<	0.010	0.00082		390	32	
1298	FD-8	6:07	5:27	FD8092107	9/21/2007	6:07	308 RR	4280	3072	13150	<	0.010	0.00077		350	27	
1299	FD-6	6:15	5:39	FD6092107	9/21/2007	6:15	346 RR	4284	2955	12660	<	0.010	0.00080		390	31	
1300	FD-4	6:45	6:03	FD4092107	9/21/2007	6:45	356 RR	4278	2416	10335	<	0.010	0.00098		330	32	
1301	FD-1	6:10	5:45	FD1092107	9/21/2007	6:10	357 RR	4295	2973	12769	<	0.010	0.00079		410	32	
1302	FD-11	5:22	5:55	FD11092407	9/24/2007	5:22	329 RR	1473	3065	4514	<	0.010	0.0022		130	28	
1303	FD-10	5:25	6:00	FD10092407	9/24/2007	5:25	337 RR	1475	2899	4275	<	0.010	0.0024		110	26	
1304	FD-9	5:52	6:10	FD9092407	9/24/2007	5:52	347 RR	1458	2916	4252	<	0.010	0.0024		130	30	
1305	FD-8	5:27	6:07	FD8092407	9/24/2007	5:27	348 RR	1480	3071	4546	<	0.010	0.0022		120	27	
1306	FD-6	5:39	6:05	FD6092407	9/24/2007	5:39	350 RR	1466	2962	4342	<	0.010	0.0023		140	32	
1307	FD-4	6:03	6:40	FD4092407	9/24/2007	6:03	358 RR	1477	2378	3512	<	0.010	0.0023		100	25	
1308	FD-1	5:45	6:02	FD1092407	9/24/2007	5:45	366 RR	1457	2976	4336	<	0.010	0.0023		130	31	
1309	FD-11	9/25/07	9/26/07	FD11092507	9/25/2007	5:55	300 RR	1442	3065	4419	<	0.010	0.0023		240	54	
1310	FD-10	9/25/07	9/26/07	FD10092507	9/25/2007	6:00	301 RR	1441	2899	4177	<	0.010	0.0024		190	46	
1311	FD-9	9/25/07	9/26/07	FD9092507	9/25/2007	6:10	309 RR	1444	2916	4211	<	0.010	0.0024		210	50	2007100013
1312	FD-8	9/25/07	9/26/07	FD8092507	9/25/2007	6:07	310 RR	1438	3071	4417	<	0.010	0.0023		190	42	Receipt 10/1/07
1313	FD-6	9/25/07	9/26/07	FD6092507	9/25/2007	6:05	311 RR	1442	2962	4271	<	0.010	0.0024		210	49	Cr6 Anal 10/4/07
1314	FD-4	9/25/07	9/26/07	FD4092507	9/25/2007	6:40	320 RR	1450	2378	3448	<	0.010	0.0029		180	54	Part Anal 10/2/07
1315	FD-1	9/25/07	9/26/07	FD1092507	9/25/2007	6:02	321 RR	1449	2976	4313	<	0.010	0.0023		180	42	
1316	FD-11	5:57	5:56	FD11092607	9/26/2007	5:57	303 RR	1439	3032	4363		0.010	0.0023		240	55	
1317	FD-10	6:01	6:00	FD10092607	9/26/2007	6:01	304 RR	1439	2902	4176	<	0.010	0.0026		250	60	
1318	FD-9	6:14	6:16	FD9092607	9/26/2007	6:14	305 RR	1442	2893	4171	<	0.010	0.0023		240	55	
1319	FD-8	6:05	6:11	FD8092607	9/26/2007	6:05	312 RR	1446	3079	4452	<	0.010	0.0024		240	57	
1320	FD-6	6:07	6:09	FD6092607	9/26/2007	6:07	313 RR	1442	2921	4212	<	0.010	0.0030		190	57	
1321	FD-4	6:50	6:50	FD4092607	9/26/2007	6:50	314 RR	1440	2332	3358	<	0.010	0.0024		230	53	
1322	FD-1	6:11	6:06	FD1092607	9/26/2007	6:11	330 RR	1435	2944	4225	<	0.010	0.0024		230	55	
1323	FD-11	5:56	6:05	FD11092707	9/27/2007	5:56	315 RR	1449	2989	4331		0.016	0.0025		200	47	
1324	FD-10	6:00	6:10	FD10092707	9/27/2007	6:00	325 RR	1450	2904	4211		0.012	0.0025		130	32	
1325	FD-9	6:16	6:22	FD9092707	9/27/2007	6:16	343 RR	1446	2912	4211		0.019	0.0025		160	38	
1326	FD-8	6:11	6:18	FD8092707	9/27/2007	6:11	353 RR	1447	2668	3861		0.021	0.0025		130	34	
1327	FD-6	6:09	6:16	FD6092707	9/27/2007	6:09	363 RR	1447	2908	4208		0.017	0.0025		180	42	
1328	FD-4	6:50	6:55	FD4092707	9/27/2007	6:50	324 RR	1445	2666	3852	<	0.010	0.0025		110	29	2007100096
1329	FD-1	6:06	6:14	FD1092707	9/27/2007	6:06	354 RR	1448	2936	4251		0.013	0.0025		180	42	Receipt 10/2/07
1330	FD-11	6:05	6:05	FD11092807	9/28/2007	6:05	342 RR	4320	2959	12782		0.035	0.0025		270	21	Cr6 Anal 10/5/07
1331	FD-10	6:10	6:07	FD10092807	9/28/2007	6:10	349 RR	4317	2887	12464		0.023	0.0025		200	16	Part Anal 10/3/07
1332	FD-9	6:22	6:20	FD9092807	9/28/2007	6:22	360 RR	4318	2919	12606		0.038	0.0025		230	19	
1333	FD-8	6:18	6:16	FD8092807	9/28/2007	6:18	361 RR	4318	2276	9828		0.039	0.0025		200	21	
1334	FD-6	6:16	6:13	FD6092807	9/28/2007	6:16	367 RR	4317	2900	12519		0.058	0.0025		260	21	
1335	FD-4	6:55	6:45	FD4092807	9/28/2007	6:55	371 RR	4310	3055	13165		0.040	0.0025		160	12	
1336	FD-1	6:14	6:10	FD1092807	9/28/2007	6:14	374 RR	4316	2936	12671		0.052	0.0025		290	23	
1337	FD-11	6:05	5:45	FD11100107	10/1/2007	6:05	2302 RS	1420	2965	4210		0.016	0.0037		130	31	
1338	FD-10	6:07	5:51	FD10100107	10/1/2007	6:07	2303 RS	1424	2883	4105		0.020	0.0049		100	26	
1339	FD-9	6:20	5:55	FD9100107	10/1/2007	6:20	2304 RS	1415	2898	4101		0.020	0.005		110	27	
1340	FD-8	6:16	6:02	FD8100107	10/1/2007	6:16	2305 RS	1426	2664	3798		0.020	0.0053		140	36	
1341	FD-6	6:13	6:20	FD6100107	10/1/2007	6:13	2284 RS	1447	2946	4263		0.016	0.0037		150	34	
1342	FD-4	6:45	6:40	FD4100107	10/1/2007	6:45	2285 RS	1435	2519	3615	<	0.010	0.0028		130	36	
1343	FD-1	6:10	6:25	FD1100107	10/1/2007	6:10	2286 RS	1455	2943	4282		0.014	0.0032		160	36	
1344	FD-11	5:45	5:40	FD11100207	10/2/2007	5:45	2294 RS	1435	2945	4226		0.017	0.0041		180	43	

Sample Identification											Results						
	Location ID	Start Time	End Time	Field Sample ID	Sample Date	Sample Time	Filter #	Sampling Time (Min)	Avg Flow Rate (mIPM)	Total Volume (L)	Hexavalent Chromium (ug)		(ug/m3)	Total Particulate (ug)		(ug/m3)	LWO #
1345	FD-10	5:51	5:45	FD10100207	10/2/2007	5:51	2295 RS	1434	2897	4155		0.013	0.0032		120	30	2007100253 Receipt 10/5/07 Cr6 Anal 10/12/07 Part Anal 10/9/07
1346	FD-9	5:55	5:50	FD9100207	10/2/2007	5:55	2296 RS	1435	2872	4121		0.015	0.0036		120	28	
1347	FD-8	6:02	5:55	FD8100207	10/2/2007	6:02	2297 RS	1433	3053	4375		0.011	0.0024		140	33	
1348	FD-6	6:20	6:20	FD6100207	10/2/2007	6:20	2298 RS	1440	2977	4287	<	0.010	0.0024		170	39	
1349	FD-4	6:40	6:45	FD4100207	10/2/2007	6:40	2299 RS	1445	3104	4485	<	0.010	0.0022		150	33	
1350	FD-1	6:25	6:27	FD1100207	10/2/2007	6:25	2300 RS	1442	2952	4257		0.014	0.0034		180	41	
1351	FD-11	5:40	5:15	FD11100307	10/3/2007	5:40	2312 RS	1415	2958	4186		0.010	0.0025		110	27	
1352	FD-10	5:45	5:20	FD10100307	10/3/2007	5:45	2323 RS	1415	2896	4098		0.012	0.0028		110	27	
1353	FD-9	5:50	5:25	FD9100307	10/3/2007	5:50	2344 RS	1415	2856	4041	<	0.010	0.0025		130	33	
1354	FD-8	5:55	5:35	FD8100307	10/3/2007	5:55	2274 RS	1420	3065	4352		0.011	0.0025		120	27	
1355	FD-6	6:20	6:10	FD6100307	10/3/2007	6:20	2310 RS	1430	2969	4246		0.012	0.0029		140	33	
1356	FD-4	6:45	6:40	FD4100307	10/3/2007	6:45	2273 RS	1435	3054	4383		0.018	0.0042		140	31	
1357	FD-1	6:27	6:15	FD1100307	10/3/2007	6:27	2311 RS	1428	2933	4188		0.016	0.0039		160	37	
1358	FD-11	5:15	5:30	FD11100407	10/4/2007	5:15	2327 RS	1455	3000	4365		0.017	0.004		210	49	2007103565 Receipt 10/9/07 Cr6 Anal 10/12/07 Part Anal 10/10/07
1359	FD-10	5:20	5:37	FD10100407	10/4/2007	5:20	2328 RS	1457	2878	4193		0.017	0.0041		190	45	
1360	FD-9	5:25	5:45	FD9100407	10/4/2007	5:25	2350 RS	1460	2871	4192	<	0.010	0.0024		210	51	
1361	FD-8	5:35	5:50	FD8100407	10/4/2007	5:35	2351 RS	1455	3073	4471	<	0.010	0.0023		220	44	
1362	FD-6	6:10	6:20	FD6100407	10/4/2007	6:10	2352 RS	1450	2961	4293	<	0.010	0.0023		230	53	
1363	FD-4	6:40	6:45	FD4100407	10/4/2007	6:40	2262 RS	1445	3068	4433	<	0.010	0.0023		190	44	
1364	FD-1	6:15	6:18	FD1100407	10/4/2007	6:15	2263 RS	1443	2927	4224	<	0.016	0.0024		210	50	
1365	FD-11	5:30	5:30	FD11100507	10/5/2007	5:30	2319 RS	4320	2985	12894		0.017	0.0012		600	47	
1366	FD-10	5:37	5:37	FD10100507	10/5/2007	5:37	2338 RS	4320	2874	12417		0.017	0.0014		440	35	
1367	FD-9	5:45	5:41	FD9100507	10/5/2007	5:45	2267 RS	4316	2896	12499		0.026	0.0014		510	41	
1368	FD-8	5:50	5:56	FD8100507	10/5/2007	5:50	2268 RS	4326	3083	13336		0.026	0.002		440	33	
1369	FD-6	6:20	6:30	FD6100507	10/5/2007	6:20	2269 RS	4330	2925	12666		0.014	0.0021		490	39	
1370	FD-4	6:45	6:47	FD4100507	10/5/2007	6:45	2270 RS	4322	3085	13335		0.024	0.0011		460	35	
1371	FD-1	6:18	6:36	FD1100507	10/5/2007	6:18	2271 RS	4338	2931	12714		0.043	0.0019		500	39	
1372	FD-11	5:30	5:30	FD11100807	10/8/2007	5:30	2314 RS	1440	2964	4269		0.020	0.0047		230	54	2007100489 Receipt 10/15/07 Cr6 Anal 10/18/07 Part Anal 10/16/07
1373	FD-10	5:37	5:35	FD10100807	10/8/2007	5:37	2315 RS	1438	2868	4124		0.019	0.0046		160	40	
1374	FD-9	5:41	5:40	FD9100807	10/8/2007	5:41	2316 RS	1439	2895	4166	<	0.010	0.0024		180	43	
1375	FD-8	5:56	5:45	FD8100807	10/8/2007	5:56	2317 RS	1429	3056	4368	<	0.010	0.0023		180	41	
1376	FD-6	6:30	6:20	FD6100807	10/8/2007	6:30	2339 RS	1430	2948	4215		0.012	0.0028		360	86	
1377	FD-4	6:47	6:45	FD4100807	10/8/2007	6:47	2340 RS	1438	3059	4399		0.016	0.0036		160	37	
1378	FD-1	6:36	6:35	FD1100807	10/8/2007	6:36	2272 RS	1439	2932	4220	<	0.010	0.0024		250	60	
1379	FD-11	5:30	5:30	FD11100907	10/9/2007	5:30	2332 RS	1440	2982	4294	<	0.010	0.0023		230	54	
1380	FD-10	5:35	5:36	FD10100907	10/9/2007	5:35	2347 RS	1441	2866	4129	<	0.010	0.0024		160	39	
1381	FD-9	5:40	5:42	FD9100907	10/9/2007	5:40	2324 RS	1442	2928	4222	<	0.010	0.0024		150	35	
1382	FD-8	5:45	5:51	FD8100907	10/9/2007	5:45	2349 RS	1446	3058	4421		0.018	0.0041		150	33	
1383	FD-6	6:20	6:30	FD6100907	10/9/2007	6:20	2326 RS	1450	2970	4307	<	0.010	0.0023		200	46	
1384	FD-4	6:45	6:40	FD4100907	10/9/2007	6:45	2342 RS	1435	3039	4361		0.012	0.0028		160	36	
1385	FD-1	6:35	6:28	FD1100907	10/9/2007	6:35	2333 RS	1433	2919	4182		0.013	0.0032		170	40	
1386	FD-11	5:30	5:35	FD11101007	10/10/2007	5:30	2377 RS	1445	2974	4297	<	0.010	0.0023	<	100	23	
1387	FD-10	5:36	5:42	FD10101007	10/10/2007	5:36	2385 RS	1446	2869	4148		0.016	0.0038	<	100	24	
1388	FD-9	5:42	5:51	FD9101007	10/10/2007	5:42	2393 RS	1449	2917	4226		0.024	0.0057	<	100	24	
1389	FD-8	5:51	6:01	FD8101007	10/10/2007	5:51	2402 RS	1450	3062	4439		0.016	0.0037	<	100	23	
1390	FD-6	6:30	6:38	FD6101007	10/10/2007	6:30	2404 RS	1448	2966	4295		0.021	0.0049		100	24	
1391	FD-4	6:40	6:48	FD4101007	10/10/2007	6:40	2422 RS	1448	3052	4419		0.013	0.0031	<	100	23	
1392	FD-1	6:28	6:35	FD1101007	10/10/2007	6:28	2423 RS	1447	2921	4226	<	0.010	0.0024	<	100	24	
1393	FD-11	5:35	5:45	FD11101107	10/11/2007	5:35	2378 RS	1450	2948	4274		0.014	0.0034		110	25	
1394	FD-10	5:42	5:53	FD10101107	10/11/2007	5:42	2386 RS	1451	2874	4171	<	0.010	0.0024	<	100	24	

Sample Identification											Results						
	Location ID	Start Time	End Time	Field Sample ID	Sample Date	Sample Time	Filter #	Sampling Time (Min)	Avg Flow Rate (mlPM)	Total Volume (L)	Hexavalent Chromium (ug)		(ug/m3)	Total Particulate (ug)		(ug/m3)	LWO #
1395	FD-9	5:51	6:02	FD9101107	10/11/2007	5:51	2370 RS	1451	2873	4168		0.010	0.0025	<	100	24	
1396	FD-8	6:01	6:08	FD8101107	10/11/2007	6:01	2394 RS	1447	3046	4408		0.012	0.0026	<	100	23	
1397	FD-6	6:38	6:49	FD6101107	10/11/2007	6:38	2396 RS	1451	2981	4325	<	0.010	0.0023	<	100	23	
1398	FD-4	6:48	6:58	FD4101107	10/11/2007	6:48	2355 RS	1450	3071	4452		0.011	0.0024	<	100	22	2007100571
1399	FD-1	6:35	6:45	FD1101107	10/11/2007	6:35	2353 RS	1450	2951	4279		0.010	0.0024	<	100	23	Receipt 10/16/07
1400	FD-11	5:45	5:46	FD11101207	10/12/2007	5:45	2260 RS	4321	2948	12737		0.019	0.0015		200	15	Cr6 Anal 10/19/07
1401	FD-10	5:53	5:52	FD10101207	10/12/2007	5:53	2151 RS	4319	2874	12414		0.023	0.0019		160	13	Part Anal 10/17/07
1402	FD-9	6:02	5:09	FD9101207	10/12/2007	6:02	2259 RS	4267	2873	12257		0.023	0.0018		170	14	
1403	FD-8	6:08	6:07	FD8101207	10/12/2007	6:08	2161 RS	4319	3046	13156		0.025	0.0019		170	13	
1404	FD-6	6:49	6:45	FD6101207	10/12/2007	6:49	2254 RS	4316	2981	12866		0.024	0.0019		210	16	
1405	FD-4	6:58	6:55	FD4101207	10/12/2007	6:58	2256 RS	4317	3071	13255	<	0.010	0.00076	<	100	7.5	
1406	FD-1	6:45	6:40	FD1101207	10/12/2007	6:45	2160 RS	4315	2951	12733		0.019	0.0015		180	14	
1407	FD-11	5:46	5:30	FD11101507	10/15/2007	5:46	2252 RS	1424	2950	4200		0.013	0.0032		120	28	
1408	FD-10	5:52	5:35	FD10101507	10/15/2007	5:52	2261 RS	1423	2871	4085		0.012	0.0028	<	100	24	
1409	FD-9	5:09	5:40	FD9101507	10/15/2007	5:09	2143 RS	1471	2872	4224	<	0.010	0.0024	<	100	24	
1410	FD-8	6:07	5:50	FD8101507	10/15/2007	6:07	2153 RS	1423	2879	4097	<	0.010	0.0025	<	100	24	
1411	FD-6	6:45	6:20	FD6101507	10/15/2007	6:45	2154 RS	1415	2976	4211	<	0.010	0.0024		100	24	
1412	FD-4	6:55	6:55	FD4101507	10/15/2007	6:55	2155 RS	1440	3086	4444	<	0.010	0.0023	<	100	23	
1413	FD-1	6:40	6:28	FD1101507	10/15/2007	6:40	2253 RS	1428	2973	4246	<	0.010	0.0024	<	100	24	
1414	FD-11	5:30	5:35	FD11101607	10/16/2007	5:30	2255 RS	1445	2979	4305	<	0.010	0.0023		200	47	
1415	FD-10	5:35	5:40	FD10101607	10/16/2007	5:35	2165 RS	1445	2888	4173	<	0.010	0.0024		160	37	
1416	FD-9	5:40	5:47	FD9101607	10/16/2007	5:40	2170 RS	1447	2890	4182	<	0.010	0.0024		180	43	2007100709
1417	FD-8	5:50	6:00	FD8101607	10/16/2007	5:50	2246 RS	1450	2935	4255	<	0.010	0.0024		180	43	Receipt 10/19/07
1418	FD-6	6:20	6:20	FD6101607	10/16/2007	6:20	2164 RS	1440	2980	4291	<	0.010	0.0023		180	42	Cr6 Anal 10/25/07
1419	FD-4	6:55	6:43	FD4101607	10/16/2007	6:55	2163 RS	1428	3121	4457	<	0.010	0.0023		160	37	Part Anal 10/22/07
1420	FD-1	6:28	6:27	FD1101607	10/16/2007	6:28	2249 RS	1439	3011	4333	<	0.010	0.0023		240	56	
1421	FD-11	5:35	5:35	FD11101707	10/17/2007	5:35	2217 RS	1440	3004	4326	<	0.010	0.0023		300	70	
1422	FD-10	5:40	5:40	FD10101707	10/17/2007	5:40	2218 RS	1440	2889	4161	<	0.010	0.0024		260	62	
1423	FD-9	5:47	5:45	FD9101707	10/17/2007	5:47	2219 RS	1438	2909	4183	<	0.010	0.0024		310	75	
1424	FD-8	6:00	5:50	FD8101707	10/17/2007	6:00	2225 RS	1430	3126	4470	<	0.010	0.0022		290	64	
1425	FD-6	6:20	6:20	FD6101707	10/17/2007	6:20	2235 RS	1440	2962	4266	<	0.010	0.0024		290	68	
1426	FD-4	6:43	6:45	FD4101707	10/17/2007	6:43	2236 RS	1442	3109	4484	<	0.010	0.0022		290	66	
1427	FD-1	6:27	6:25	FD1101707	10/17/2007	6:27	2237 RS	1438	2997	4309	<	0.010	0.0023		330	76	
1428	FD-11	5:35	5:36	FD11101807	10/18/2007	5:35	2238 RS	1441	3005	4330	<	0.010	0.0023		240	56	
1429	FD-10	5:40	5:47	FD10101807	10/18/2007	5:40	2239 RS	1447	2875	4160	<	0.010	0.0024		190	45	
1430	FD-9	5:45	5:55	FD9101807	10/18/2007	5:45	2240 RS	1450	2895	4197	<	0.010	0.0024		200	47	
1431	FD-8	5:50	6:10	FD8101807	10/18/2007	5:50	2241 RS	1460	3062	4471	<	0.010	0.0023		190	43	
1432	FD-6	6:20	6:30	FD6101807	10/18/2007	6:20	2244 RS	1450	2935	4256	<	0.010	0.0024		210	50	
1433	FD-4	6:45	6:50	FD4101807	10/18/2007	6:45	2172 RS	1445	3076	4444	<	0.010	0.0023		220	50	2007100778
1434	FD-1	6:25	6:28	FD1101807	10/18/2007	6:25	1765 RS	1443	2981	4301	<	0.010	0.0023		200	47	Receipt 10/23/07
1435	FD-11	5:36	5:50	FD11101907	10/19/2007	5:36	1766 RS	4334	2980	12914	<	0.010	0.00078		320	25	Cr6 Anal 10/26/07
1436	FD-10	5:47	5:55	FD10101907	10/19/2007	5:47	1767 RS	4328	2854	12352	<	0.010	0.00081		240	19	Part Anal 10/24/07
1437	FD-9	5:55	6:21	FD9101907	10/19/2007	5:55	1768 RS	4346	2870	12472		0.012	0.00094		280	23	
1438	FD-8	6:10	5:57	FD8101907	10/19/2007	6:10	1769 RS	4307	3013	12975		0.013	0.001		260	20	
1439	FD-6	6:30	6:12	FD6101907	10/19/2007	6:30	1770 RS	4302	2918	12551		0.014	0.0012		290	23	
1440	FD-4	6:50	6:29	FD4101907	10/19/2007	6:50	1773 RS	4299	3052	13119		0.012	0.00088		270	21	
1441	FD-1	6:28	6:18	FD1101907	10/19/2007	6:28	1775 RS	4310	2959	12752		0.016	0.0012		300	24	
1442	FD-11	5:50	5:34	FD11102207	10/22/2007	5:50	1771 RS	1424	2963	4220	<	0.010	0.0024		160	38	
1443	FD-10	5:55	5:38	FD10102207	10/22/2007	5:55	1772 RS	1423	2863	4074	<	0.010	0.0025		110	28	
1444	FD-9	6:21	6:02	FD9102207	10/22/2007	6:21	1774 RS	1421	2889	4106	<	0.010	0.0024		140	34	

Sample Identification											Results						
	Location ID	Start Time	End Time	Field Sample ID	Sample Date	Sample Time	Filter #	Sampling Time (Min)	Avg Flow Rate (mlPM)	Total Volume (L)	Hexavalent Chromium (ug)		(ug/m3)	Total Particulate (ug)		(ug/m3)	LWO #
1445	FD-8	5:57	5:41	FD8102207	10/22/2007	5:57	1776 RS	1424	3022	4304	<	0.010	0.0023		110	26	2007100996 Receipt 10/29/07 Cr6 Anal 11/1/07 Part Anal 10/30/07
1446	FD-6	6:12	5:51	FD6102207	10/22/2007	6:12	1777 RS	1419	2904	4121	<	0.010	0.0024		130	32	
1447	FD-4	6:29	6:18	FD4102207	10/22/2007	6:29	1778 RS	1429	3058	4370		0.019	0.0044		130	30	
1448	FD-1	6:18	5:57	FD1102207	10/22/2007	6:18	1779 RS	1419	2971	4216	<	0.010	0.0024		140	34	
1449	FD-11	5:34	5:35	FD11102307	10/23/2007	5:34	1780 RS	1441	2966	4273	<	0.010	0.0023		160	37	
1450	FD-10	5:38	5:39	FD10102307	10/23/2007	5:38	1781 RS	1441	2891	4166		0.014	0.0033	<	100	24	
1451	FD-9	6:02	6:10	FD9102307	10/23/2007	6:02	1782 RS	1448	2937	4252		0.016	0.0038		130	30	
1452	FD-8	5:41	5:42	FD8102307	10/23/2007	5:41	1783 RS	1441	3056	4404	<	0.010	0.0023	<	100	23	
1453	FD-6	5:51	5:53	FD6102307	10/23/2007	5:51	1784 RS	1442	2926	4219		0.012	0.0028		100	24	
1454	FD-4	6:18	6:16	FD4102307	10/23/2007	6:18	1785 RS	1438	3070	4415		0.010	0.0023		120	27	
1455	FD-1	5:57	5:59	FD1102307	10/23/2007	5:57	1786 RS	1442	3011	4342		0.011	0.0025	<	100	23	
1456	FD-11	5:35	5:35	FD11102407	10/24/2007	5:35	1798 RS	1440	2970	4277		0.010	0.0024	<	100	23	
1457	FD-10	5:39	5:39	FD10102407	10/24/2007	5:39	1799 RS	1440	2881	4148	<	0.010	0.0024	<	100	24	
1458	FD-9	6:10	6:11	FD9102407	10/24/2007	6:10	1800 RS	1441	2936	4231	<	0.010	0.0024	<	100	24	
1459	FD-8	5:42	5:42	FD8102407	10/24/2007	5:42	1801 RS	1440	3049	4391		0.013	0.0029	<	100	23	
1460	FD-6	5:53	5:55	FD6102407	10/24/2007	5:53	1802 RS	1442	2933	4229	<	0.010	0.0024	<	100	24	
1461	FD-4	6:16	6:20	FD4102407	10/24/2007	6:16	1803 RS	1444	3051	4405	<	0.010	0.0023	<	100	23	
1462	FD-1	5:59	6:01	FD1102407	10/24/2007	5:59	1804 RS	1442	2999	4324		0.014	0.0032	<	100	23	
1463	FD-11	5:35	5:37	FD11102507	10/25/2007	5:35	1805 RS	1442	2980	4297	<	0.010	0.0023	<	100	23	2007101069 Receipt 10/30/07 Cr6 Anal 11/5/07 Part Anal 11/1/07
1464	FD-10	5:39	5:41	FD10102507	10/25/2007	5:39	1806 RS	1442	2906	4191		0.013	0.0032	<	100	24	
1465	FD-9	6:11	6:04	FD9102507	10/25/2007	6:11	1807 RS	1433	2923	4189		0.014	0.0034	<	100	24	
1466	FD-8	5:42	5:43	FD8102507	10/25/2007	5:42	1808 RS	1441	3042	4384		0.011	0.0026	<	100	23	
1467	FD-6	5:55	5:52	FD6102507	10/25/2007	5:55	1809 RS	1437	2927	4206		0.015	0.0035	<	100	24	
1468	FD-4	6:20	6:19	FD4102507	10/25/2007	6:20	1810 RS	1439	3042	4377	<	0.010	0.0023	<	100	23	
1469	FD-1	6:01	5:57	FD1102507	10/25/2007	6:01	1811 RS	1436	2994	4300	<	0.010	0.0023	<	100	23	
1470	FD-11	5:37	5:30	FD11102607	10/26/2007	5:37	1823 RS	4313	2963	12778	<	0.010	0.00079	<	100	7.8	
1471	FD-10	5:41	5:34	FD10102607	10/26/2007	5:41	1824 RS	4313	2920	12595	<	0.010	0.0008	<	100	15	
1472	FD-9	6:04	5:55	FD9102607	10/26/2007	6:04	1825 RS	4311	2932	12639		0.010	0.0012	<	100	12	
1473	FD-8	5:43	5:36	FD8102607	10/26/2007	5:43	1826 RS	4313	3037	13098		0.010	0.0012	<	100	11	
1474	FD-6	5:52	5:48	FD6102607	10/26/2007	5:52	1827 RS	4316	2933	12661	<	0.010	0.00079	<	100	14	
1475	FD-4	6:19	6:03	FD4102607	10/26/2007	6:19	1828 RS	4304	3030	13039	<	0.010	0.00077	<	100	10	
1476	FD-1	5:57	5:53	FD1102607	10/26/2007	5:57	1829 RS	4316	3001	12951	<	0.010	0.00078	<	100	12	
1477	FD-11	5:30	5:40	FD11102907	10/29/2007	5:30	1973 RS	1450	2993	4340	<	0.010	0.0023	<	100	23	2007110111 Receipt 11/2/07 Cr6 Anal 11/9/07 Part Anal 11/5/07
1478	FD-10	5:34	5:44	FD10102907	10/29/2007	5:34	1974 RS	1450	2904	4211	<	0.010	0.0024	<	100	24	
1479	FD-9	5:55	6:06	FD9102907	10/29/2007	5:55	1975 RS	1451	2971	4311	<	0.010	0.0023		100	24	
1480	FD-8	5:36	5:47	FD8102907	10/29/2007	5:36	1976 RS	1451	3069	4453	<	0.010	0.0023	<	100	22	
1481	FD-6	5:48	5:59	FD6102907	10/29/2007	5:48	1977 RS	1451	2947	4277	<	0.010	0.0024	<	100	23	
1482	FD-4	6:03	6:13	FD4102907	10/29/2007	6:03	1978 RS	1450	3047	4418	<	0.010	0.0023	<	100	23	
1483	FD-1	5:53	6:03	FD1102907	10/29/2007	5:53	1979 RS	1450	3040	4408	<	0.010	0.0023	<	100	23	
1484	FD-11	5:40	5:45	FD11103007	10/30/2007	5:40	1882 RS	1445	2992	4323	<	0.010	0.0023		230	54	
1485	FD-10	5:44	5:49	FD10103007	10/30/2007	5:44	1892 RS	1445	2909	4203	<	0.010	0.0024		210	51	
1486	FD-9	6:06	6:16	FD9103007	10/30/2007	6:06	1895 RS	1450	2968	4303	<	0.010	0.0023		260	60	
1487	FD-8	5:47	5:52	FD8103007	10/30/2007	5:47	1896 RS	1445	3067	4432	<	0.010	0.0023		240	54	
1488	FD-6	5:59	6:08	FD6103007	10/30/2007	5:59	1898 RS	1449	2954	4280	<	0.010	0.0024		230	54	
1489	FD-4	6:13	6:22	FD4103007	10/30/2007	6:13	1982 RS	1449	3061	4436	<	0.010	0.0023		180	41	
1490	FD-1	6:03	6:14	FD1103007	10/30/2007	6:03	1984 RS	1451	3056	4434	<	0.010	0.0023		250	55	
1491	FD-11	5:45	5:44	FD11103107	10/31/2007	5:45	1996 RS	1439	2947	4241	<	0.010	0.0024		190	46	
1492	FD-10	5:49	5:48	FD10103107	10/31/2007	5:49	1997 RS	1439	2914	4193	<	0.010	0.0024		170	40	
1493	FD-9	6:16	6:20	FD9103107	10/31/2007	6:16	1998 RS	1444	2929	4230	<	0.010	0.0024		170	40	
1494	FD-8	5:52	5:50	FD8103107	10/31/2007	5:52	1999 RS	1438	3021	4344	<	0.010	0.0023		160	37	

Sample Identification											Results						
	Location ID	Start Time	End Time	Field Sample ID	Sample Date	Sample Time	Filter #	Sampling Time (Min)	Avg Flow Rate (mIPM)	Total Volume (L)	Hexavalent Chromium (ug)		(ug/m3)	Total Particulate (ug)		(ug/m3)	LWO #
1495	FD-6	6:08	6:05	FD6103107	10/31/2007	6:08	2002 RS	1437	2947	4235	<	0.010	0.0024		170	40	
1496	FD-4	6:22	6:28	FD4103107	10/31/2007	6:22	2003 RS	1446	3052	4413	<	0.010	0.0023		140	31	
1497	FD-1	6:14	6:11	FD1103107	10/31/2007	6:14	2004 RS	1437	3040	4368	<	0.010	0.0023		190	43	
1498	FD-11	5:44	5:41	FD11110107	11/1/2007	5:44	2005 RS	1437	2951	4241	<	0.010	0.0024		130	30	
1499	FD-10	5:48	5:44	FD10110107	11/1/2007	5:48	2006 RS	1436	2894	4155	<	0.010	0.0024		110	26	
1500	FD-9	6:20	5:49	FD9110107	11/1/2007	6:20	2007 RS	1409	2948	4154		0.012	0.0028		140	34	
1501	FD-8	5:50	5:46	FD8110107	11/1/2007	5:50	2008 RS	1436	3028	4348	<	0.010	0.0023		120	28	
1502	FD-6	6:05	6:08	FD6110107	11/1/2007	6:05	2009 RS	1443	2943	4247		0.013	0.0031		120	28	
1503	FD-4	6:28	6:21	FD4110107	11/1/2007	6:28	2013 RS	1433	3028	4339		0.013	0.0029	<	100	23	2007110175
1504	FD-1	6:11	6:14	FD1110107	11/1/2007	6:11	2014 RS	1443	3011	4344		0.013	0.0029		110	25	Receipt 11/6/07
1505	FD-11	5:41	5:55	FD11110207	11/2/2007	5:41	2095 RS	4334	2977	12901		0.017	0.0013		240	19	Cr6 Anal 11/13/07
1506	FD-10	5:44	6:00	FD10110207	11/2/2007	5:44	2096 RS	4336	2876	12469		0.023	0.0018		230	18	Part Anal 11/8/07
1507	FD-9	5:49	6:04	FD9110207	11/2/2007	5:49	2097 RS	4335	2972	12885		0.036	0.0028		320	24	
1508	FD-8	5:46	6:11	FD8110207	11/2/2007	5:46	2098 RS	4345	3054	13269		0.054	0.0041		280	21	
1509	FD-6	6:08	6:40	FD6110207	11/2/2007	6:08	2099 RS	4352	2913	12678		0.026	0.0020		310	24	
1510	FD-4	6:21	6:45	FD4110207	11/2/2007	6:21	2100 RS	4344	3043	13219		0.035	0.0027		230	18	
1511	FD-1	6:14	6:07	FD1110207	11/2/2007	6:14	2101 RS	4313	3010	12983		0.025	0.0019		270	21	
1512	FD-11	5:55	6:00	FD11110507	11/5/2007	5:55	2117 RS	1445	2987	4316	<	0.010	0.0023		220	50	
1513	FD-10	6:00	6:05	FD10110507	11/5/2007	6:00	2118 RS	1445	2889	4174	<	0.010	0.0024		160	37	
1514	FD-9	6:04	6:09	FD9110507	11/5/2007	6:04	2119 RS	1445	2975	4299	<	0.010	0.0024		200	47	
1515	FD-8	6:11	6:12	FD8110507	11/5/2007	6:11	2123 RS	1441	3108	4479	<	0.010	0.0023		130	29	
1516	FD-6	6:40	6:45	FD6110507	11/5/2007	6:40	2124 RS	1445	2902	4193	<	0.010	0.0024		160	39	
1517	FD-4	6:45	6:50	FD4110507	11/5/2007	6:45	2125 RS	1445	3068	4434	<	0.010	0.0023		140	30	
1518	FD-1	6:07	6:10	FD1110507	11/5/2007	6:07	2126 RS	1443	3037	4383		0.012	0.0027		180	41	
1519	FD-11	6:00	6:12	FD11110607	11/6/2007	6:00	2105 RS	1452	3013	4375	<	0.010	0.0023	<	100	23	
1520	FD-10	6:05	6:14	FD10110607	11/6/2007	6:05	2106 RS	1449	2891	4188	<	0.010	0.0024	<	100	24	2007110330
1521	FD-9	6:09	6:07	FD9110607	11/6/2007	6:09	2107 RS	1438	3025	4350	<	0.010	0.0023	<	100	23	Receipt 11/9/07
1522	FD-8	6:12	6:20	FD8110607	11/6/2007	6:12	2108 RS	1448	3133	4537	<	0.010	0.0022	<	100	22	Cr6 Anal 11/16/07
1523	FD-6	6:45	5:58	FD6110607	11/6/2007	6:45	2111 RS	1393	2944	4101	<	0.010	0.0025	<	100	24	Part Anal 11/13/07
1524	FD-4	6:50	6:25	FD4110607	11/6/2007	6:50	2112 RS	1415	3095	4380	<	0.010	0.0023	<	100	23	
1525	FD-1	6:10	6:13	FD1110607	11/6/2007	6:10	2116 RS	1443	3051	4402	<	0.010	0.0023	<	100	23	
1526	FD-11	6:12	5:50	FD11110707	11/7/2007	6:12	1471 RS	1418	3041	4313	<	0.010	0.0023	<	100	23	
1527	FD-10	6:14	5:54	FD10110707	11/7/2007	6:14	1357 RS	1420	2900	4118	<	0.010	0.0025	<	100	24	
1528	FD-9	6:07	6:18	FD9110707	11/7/2007	6:07	1470 RS	1451	3070	4454	<	0.010	0.0023		120	28	
1529	FD-8	6:20	5:58	FD8110707	11/7/2007	6:20	1434 RS	1418	3143	4457	<	0.010	0.0023	<	100	22	
1530	FD-6	5:58	6:11	FD6110707	11/7/2007	5:58	1408 RS	1453	2979	4329		0.018	0.0041	<	100	23	
1531	FD-4	6:25	6:28	FD4110707	11/7/2007	6:25	1347 RS	1443	3142	4534	<	0.010	0.0022	<	100	22	
1532	FD-1	6:13	6:15	FD1110707	11/7/2007	6:13	1325 RS	1442	3078	4439	<	0.010	0.0023	<	100	23	
1533	FD-11	5:50	6:00	FD11110807	11/8/2007	5:50	1380 RS	1450	3019	4378	<	0.010	0.0023		110	25	
1534	FD-10	5:54	6:04	FD10110807	11/8/2007	5:54	1398 RS	1450	2931	4250		0.014	0.0033		110	25	
1535	FD-9	6:18	6:22	FD9110807	11/8/2007	6:18	1432 RS	1444	3036	4384		0.012	0.0027		130	29	
1536	FD-8	5:58	6:09	FD8110807	11/8/2007	5:58	1433 RS	1451	3149	4569		0.013	0.0029		120	26	
1537	FD-6	6:11	6:14	FD6110807	11/8/2007	6:11	1409 RS	1443	2954	4263	<	0.010	0.0024		120	27	
1538	FD-4	6:28	6:32	FD4110807	11/8/2007	6:28	1347 RS	1444	3137	4530	<	0.010	0.0022		100	23	2007110399
1539	FD-1	6:15	6:20	FD1110807	11/8/2007	6:15	1325 RS	1445	3075	4444	<	0.010	0.0023		100	23	Receipt 11/13/07
1540	FD-11	6:00	6:00	FD11110907	11/9/2007	6:00	1345 RS	4320	3006	12987		0.022	0.0017		240	18	Cr6 Anal 11/20/07
1541	FD-10	6:04	6:05	FD10110907	11/9/2007	6:04	1355 RS	4321	2943	12716		0.023	0.0018		220	17	Part Anal 11/16/07
1542	FD-9	6:22	6:17	FD9110907	11/9/2007	6:22	1411 RS	4315	3010	12987		0.027	0.0020		290	22	
1543	FD-8	6:09	6:12	FD8110907	11/9/2007	6:09	1430 RS	4323	3136	13555		0.036	0.0027		240	18	
1544	FD-6	6:14	6:40	FD6110907	11/9/2007	6:14	1447 RS	4346	2921	12694		0.030	0.0024		250	19	

Sample Identification											Results						
	Location ID	Start Time	End Time	Field Sample ID	Sample Date	Sample Time	Filter #	Sampling Time (Min)	Avg Flow Rate (mIPM)	Total Volume (L)	Hexavalent Chromium (ug)		(ug/m3)	Total Particulate (ug)		(ug/m3)	LWO #
1545	FD-4	6:32	6:45	FD4110907	11/9/2007	6:32	1465 RS	4333	3126	13545		0.035	0.0026		360	26	
1546	FD-1	6:20	6:10	FD1110907	11/9/2007	6:20	1483 RS	4310	3060	13189		0.031	0.0024		240	18	
1547	FD-11	6:00	5:45	FD11111207	11/12/2007	6:00	1335 RS	1425	3082	4392	<	0.010	0.0023		200	46	
1548	FD-10	6:05	5:50	FD10111207	11/12/2007	6:05	1368 RS	1425	2923	4165	<	0.010	0.0024		170	42	
1549	FD-9	6:17	5:13	FD9111207	11/12/2007	6:17	1369 RS	1376	3145	4328	<	0.010	0.0024		220	52	
1550	FD-8	6:12	6:00	FD8111207	11/12/2007	6:12	1379 RS	1428	3212	4587		0.016	0.0034		190	41	
1551	FD-6	6:40	6:10	FD6111207	11/12/2007	6:40	1397 RS	1410	2983	4206		0.013	0.0031		170	40	
1552	FD-4	6:45	6:50	FD4111207	11/12/2007	6:45	1468 RS	1445	3075	4443	<	0.010	0.0023		170	39	
1553	FD-1	6:10	6:05	FD1111207	11/12/2007	6:10	1469 RS	1435	3098	4446	<	0.010	0.0023		220	48	
1554	FD-11	5:45	6:05	FD11111307	11/13/2007	5:45	1445 RS	1460	3076	4491	<	0.010	0.0023		240	52	
1555	FD-10	5:50	6:10	FD10111307	11/13/2007	5:50	1446 RS	1460	2890	4219	<	0.010	0.0024		220	51	
1556	FD-9	5:13	6:23	FD9111307	11/13/2007	5:13	1463 RS	1510	3107	4691		0.012	0.0025		300	63	2007110503
1557	FD-8	6:00	6:20	FD8111307	11/13/2007	6:00	1464 RS	1460	3111	4542		0.014	0.003		230	52	Receipt 11/16/07
1558	FD-6	6:10	6:16	FD6111307	11/13/2007	6:10	1466 RS	1446	2965	4288	<	0.010	0.0024		250	59	Cr6 Anal 11/21/07
1559	FD-4	6:50	6:45	FD4111307	11/13/2007	6:50	1375 RS	1435	3039	4361		0.017	0.0039		200	45	Part Anal 11/19/07
1560	FD-1	6:05	6:14	FD1111307	11/13/2007	6:05	1376 RS	1449	3035	4397		0.013	0.0029		250	58	
1561	FD-11	6:05	6:00	FD11111407	11/14/2007	6:05	1308 RS	1435	3028	4345	<	0.010	0.0023		270	61	
1562	FD-10	6:10	6:02	FD10111407	11/14/2007	6:10	1309 RS	1432	2901	4154	<	0.010	0.0024		220	52	
1563	FD-9	6:23	6:15	FD9111407	11/14/2007	6:23	1318 RS	1432	3071	4397	<	0.010	0.0023		230	52	
1564	FD-8	6:20	6:05	FD8111407	11/14/2007	6:20	1328 RS	1425	3131	4461	<	0.010	0.0023		230	52	
1565	FD-6	6:16	6:08	FD6111407	11/14/2007	6:16	1330 RS	1432	2957	4234	<	0.010	0.0024		270	64	
1566	FD-4	6:45	6:50	FD4111407	11/14/2007	6:45	1413 RS	1445	2963	4282	<	0.010	0.0024		220	51	
1567	FD-1	6:14	6:11	FD1111407	11/14/2007	6:14	1414 RS	1437	3000	4311	<	0.010	0.0024		330	76	
1568	FD-11	6:00	6:00	FD11111507	11/15/2007	6:00	2532 RS	1440	3018	4346	<	0.010	0.0023	<	100	23	
1569	FD-10	6:02	6:04	FD10111507	11/15/2007	6:02	2533 RS	1442	2914	4202	<	0.010	0.0024	<	100	24	
1570	FD-9	6:15	6:15	FD9111507	11/15/2007	6:15	2536 RS	1440	3075	4428	<	0.010	0.0023	<	100	23	
1571	FD-8	6:05	6:25	FD8111507	11/15/2007	6:05	2558 RS	1460	3158	4611	<	0.010	0.0022	<	100	22	
1572	FD-6	6:08	6:13	FD6111507	11/15/2007	6:08	2574 RS	1445	2981	4308	<	0.010	0.0024	<	100	23	
1573	FD-4	6:50	6:50	FD4111507	11/15/2007	6:50	2575 RS	1440	3015	4342	<	0.010	0.0023	<	100	23	2007110562
1574	FD-1	6:11	6:09	FD1111507	11/15/2007	6:11	2576 RS	1438	3035	4364	<	0.010	0.0023	<	100	23	Receipt 11/20/07
1575	FD-11	6:00	5:25	FD11111607	11/16/2007	6:00	2488 RS	4285	3078	13189	<	0.010	0.00077		230	17	Cr6 Anal 11/27/07
1576	FD-10	6:04	5:35	FD10111607	11/16/2007	6:04	2499 RS	4291	3035	13025		0.015	0.0012		180	14	Part Anal 11/21/07
1577	FD-9	6:15	5:42	FD9111607	11/16/2007	6:15	2537 RS	4287	3113	13344		0.012	0.0009		190	14	
1578	FD-8	6:25	5:51	FD8111607	11/16/2007	6:25	2577 RS	4286	3149	13497		0.013	0.00095		150	11	
1579	FD-6	6:13	6:53	FD6111607	11/16/2007	6:13	2594 RS	4360	3027	13196		0.019	0.0015		250	19	
1580	FD-4	6:50	6:58	FD4111607	11/16/2007	6:50	2644 RS	4328	3084	13348	<	0.010	0.00076		130	9.7	
1581	FD-1	6:09	6:50	FD1111607	11/16/2007	6:09	2663 RS	4361	3041	13263	<	0.010	0.00077		190	15	
1582	FD-11	5:25	5:15	FD11111907	11/19/2007	5:25	2508 RS	1430	3097	4428		0.011	0.0025	<	100	23	
1583	FD-10	5:35	5:20	FD10111907	11/19/2007	5:35	2662 RS	1425	3052	4349	<	0.010	0.0023	<	100	23	
1584	FD-9	5:42	5:25	FD9111907	11/19/2007	5:42	2559 RS	1423	3125	4447		0.015	0.0035	<	100	22	
1585	FD-8	5:51	5:30	FD8111907	11/19/2007	5:51	2498 RS	1419	3181	4514	<	0.010	0.0023	<	100	22	
1586	FD-6	6:53	6:00	FD6111907	11/19/2007	6:53	2611 RS	1387	3047	4226	<	0.010	0.0024	<	100	24	
1587	FD-4	6:58	6:30	FD4111907	11/19/2007	6:58	2534 RS	1412	3107	4388	<	0.010	0.0023	<	100	23	
1588	FD-1	6:50	6:07	FD1111907	11/19/2007	6:50	2645 RS	1397	3080	4303	<	0.010	0.0024	<	100	23	
1589	FD-11	5:15	5:30	FD11112007	11/20/2007	5:15	2476 RS	1455	3059	4450	<	0.010	0.0023		110	25	
1590	FD-10	5:20	5:37	FD10112007	11/20/2007	5:20	2496 RS	1457	2922	4258	<	0.010	0.0024		110	26	
1591	FD-9	5:25	5:42	FD9112007	11/20/2007	5:25	2468 RS	1457	3096	4511	<	0.010	0.0023		130	28	2007110684
1592	FD-8	5:30	6:00	FD8112007	11/20/2007	5:30	2478 RS	1470	3154	4636	<	0.010	0.0022		110	23	Receipt 11/26/07
1593	FD-6	6:00	6:35	FD6112007	11/20/2007	6:00	2456 RS	1475	2995	4418	<	0.010	0.0023		110	26	Cr6 Anal 11/29/07
1594	FD-4	6:30	6:50	FD4112007	11/20/2007	6:30	2457 RS	1460	3071	4484	<	0.010	0.0023		180	40	Part Anal 11/27/07

Sample Identification											Results						
	Location ID	Start Time	End Time	Field Sample ID	Sample Date	Sample Time	Filter #	Sampling Time (Min)	Avg Flow Rate (mlPM)	Total Volume (L)	Hexavalent Chromium (ug)		(ug/m3)	Total Particulate (ug)		(ug/m3)	LWO #
1595	FD-1	6:07	6:40	FD1112007	11/20/2007	6:07	2506 RS	1473	3091	4553	<	0.010	0.0022		120	25	
1596	FD-11	5:30	10:20	FD11112107	11/21/2007	5:30	2487 RS	3170	3010	9543	<	0.010	0.0011		320	34	
1597	FD-10	5:37	10:25	FD10112107	11/21/2007	5:37	2459 RS	3168	2867	9082	<	0.010	0.0011		300	33	
1598	FD-9	5:42	10:34	FD9112107	11/21/2007	5:42	2439 RS	3172	3080	9768		0.010	0.0010		360	37	
1599	FD-8	6:00	10:28	FD8112107	11/21/2007	6:00	2446 RS	3148	3116	9808	<	0.010	0.0010		340	35	
1600	FD-6	6:35	11:07	FD6112107	11/21/2007	6:35	2447 RS	3152	2960	9329		0.012	0.0012		360	39	
1601	FD-4	6:50	11:02	FD4112107	11/21/2007	6:50	2497 RS	3132	2999	9393		0.014	0.0013		280	30	
1602	FD-1	6:40	11:09	FD1112107	11/21/2007	6:40	2507 RS	3149	3042	9578		0.012	0.0015		380	40	
1603	FD-11	10:20	5:30	FD11112307	11/23/2007	10:20	2455 RS	4030	3010	12132		0.010	0.00085		230	19	
1604	FD-10	10:25	5:38	FD10112307	11/23/2007	10:25	2465 RS	4033	2867	11562		0.012	0.0010		200	17	
1605	FD-9	10:34	5:47	FD9112307	11/23/2007	10:34	2475 RS	4033	3080	12420		0.011	0.00088		660	53	
1606	FD-8	10:28	6:10	FD8112307	11/23/2007	10:28	2485 RS	4062	3116	12656	<	0.010	0.00080		220	17	
1607	FD-6	11:07	6:45	FD6112307	11/23/2007	11:07	2495 RS	4058	2960	12011		0.018	0.0015		250	21	2007110739
1608	FD-4	11:02	6:50	FD4112307	11/23/2007	11:02	2503 RS	4068	2999	12200		0.011	0.00092		210	17	Receipt 11/27/07
1609	FD-1	11:09	6:40	FD1112307	11/23/2007	11:09	2505 RS	4051	3042	12321		0.016	0.0013		230	18	Cr6 Anal 12/4/07
1610	FB-Field Blank	0:00	0:00	FB112607	11/26/2007	0:00	2463 RS	0	0			0.013	Blank				Part Anal 11/28/07
1611	TB-Trip Blank	0:00	0:00	TB112607	11/26/2007	0:00	2464 RS	0	0								
1612	FD-11	5:30	5:15	FD11112607	11/26/2007	5:30	2436 RS	1425	3003	4279	<	0.010	0.0024	<	100	23	
1613	FD-10	5:38	5:23	FD10112607	11/26/2007	5:38	2445 RS	1425	2847	4057	<	0.010	0.0025	<	100	25	
1614	FD-9	5:47	5:30	FD9112607	11/26/2007	5:47	2453 RS	1423	3077	4379	<	0.010	0.0023	<	100	23	
1615	FD-8	6:10	5:45	FD8112607	11/26/2007	6:10	2454 RS	1415	3117	4411	<	0.010	0.0023		110	24	
1616	FD-6	6:45	6:30	FD6112607	11/26/2007	6:45	2474 RS	1425	2977	4242	<	0.010	0.0024	<	100	24	
1617	FD-4	6:50	6:50	FD4112607	11/26/2007	6:50	2483 RS	1440	3003	4325	<	0.010	0.0023	<	100	23	
1618	FD-1	6:40	6:35	FD1112607	11/26/2007	6:40	2484 RS	1435	3038	4359	<	0.010	0.0023		100	24	
1619	FD-11	5:15	5:10	FD11112707	11/27/2007	5:15	2490 RS	1435	3041	4364	<	0.010	0.0023	<	100	23	
1620	FD-10	5:23	5:17	FD10112707	11/27/2007	5:23	2443 RS	1434	2885	4136	<	0.010	0.0024	<	100	24	2007110901
1621	FD-8	5:45	5:40	FD8112707	11/27/2007	5:45	2473 RS	1435	3138	4503	<	0.010	0.0022	<	100	22	Receipt 11/30/07
1622	FD-6	6:30	6:05	FD6112707	11/27/2007	6:30	2493 RS	1415	2976	4211	<	0.010	0.0024	<	100	24	Cr6 Anal 12/6/07
1623	FD-4	6:50	6:20	FD4112707	11/27/2007	6:50	2494 RS	1410	3066	4323	<	0.010	0.0023	<	100	23	Part Anal 12/3/07
1624	FD-1	6:35	6:12	FD1112707	11/27/2007	6:35	2434 RS	1417	3045	4315	<	0.010	0.0023	<	100	23	
1625	FD-11	5:10	5:30	FD11112807	11/28/2007	5:10	2760 RS	1460	3053	4457		0.010	0.0023	<	100	22	
1626	FD-10	5:17	5:35	FD10112807	11/28/2007	5:17	2761 RS	1458	2907	4239		0.014	0.0033	<	100	24	
1627	FD-9	5:25	5:40	FD9112807	11/28/2007	5:25	2765 RS	1455	3019	4393		0.028	0.0063	<	100	23	
1628	FD-8	5:40	5:45	FD8112807	11/28/2007	5:40	2788 RS	1445	3158	4563	<	0.010	0.0022	<	100	22	
1629	FD-6	6:05	6:20	FD6112807	11/28/2007	6:05	2816 RS	1455	2915	4241	<	0.010	0.0024	<	100	24	
1630	FD-4	6:20	6:40	FD4112807	11/28/2007	6:20	2975 RS	1460	3090	4511	<	0.010	0.0022	<	100	22	
1631	FD-1	6:12	6:25	FD1112807	11/28/2007	6:12	2976 RS	1453	3055	4438	<	0.010	0.0023		120	27	
1632	FD-11	5:30	5:30	FD11112907	11/29/2007	5:30	2778 RS	1440	3045	4385		0.034	0.0077		130	30	
1633	FD-10	5:35	5:35	FD10112907	11/29/2007	5:35	2819 RS	1440	2920	4205	<	0.010	0.0024	<	100	24	
1634	FD-9	5:40	5:40	FD9112907	11/29/2007	5:40	2755 RS	1440	3045	4385		0.018	0.0041		120	27	
1635	FD-8	5:45	5:45	FD8112907	11/29/2007	5:45	2768 RS	1440	3146	4531		0.016	0.0036		110	24	
1636	FD-6	6:20	6:30	FD6112907	11/29/2007	6:20	2750 RS	1450	2921	4235	<	0.010	0.0024		110	26	
1637	FD-4	6:40	6:45	FD4112907	11/29/2007	6:40	2771 RS	1445	3073	4440		0.011	0.0025	<	100	23	2007120066
1638	FD-1	6:25	6:40	FD1112907	11/29/2007	6:25	2751 RS	1455	3052	4440		0.012	0.0027		110	25	Receipt 12/4/07
1639	FD-11	5:30	5:45	FD11113007	11/30/2007	5:30	2817 RS	4335	3029	13132		0.016	0.0013		370	28	Cr6 Anal 12/7/07
1640	FD-10	5:35	5:50	FD10113007	11/30/2007	5:35	2779 RS	4335	2950	12786		0.053	0.0041		390	30	Part Anal 12/5/07
1641	FD-9	5:40	5:56	FD9113007	11/30/2007	5:40	2804 RS	4336	3052	13232		0.015	0.0011		340	26	
1642	FD-8	5:45	6:05	FD8113007	11/30/2007	5:45	2776 RS	4340	3129	13582		0.019	0.0014		370	27	

Sample Identification											Results						
	Location ID	Start Time	End Time	Field Sample ID	Sample Date	Sample Time	Filter #	Sampling Time (Min)	Avg Flow Rate (mIPM)	Total Volume (L)	Hexavalent Chromium (ug)		(ug/m3)	Total Particulate (ug)		(ug/m3)	LWO #
1643	FD-6	6:30	6:12	FD6113007	11/30/2007	6:30	2786 RS	4302	2965	12757	<	0.010	0.00080		380	30	
1644	FD-4	6:45	6:40	FD4113007	11/30/2007	6:45	2801 RS	4315	3016	13014	<	0.010	0.00078		270	21	
1645	FD-1	6:40	6:23	FD1113007	11/30/2007	6:40	2811 RS	4303	3049	13118		0.016	0.0012		380	29	
1646	FD-11	5:45	5:45	FD11120307	12/3/2007	5:45	2784 RS	1440	3031	4365		0.014	0.0032	<	100	23	
1647	FD-10	5:50	5:49	FD10120307	12/3/2007	5:50	2789 RS	1439	2948	4242	<	0.010	0.0024	<	100	24	
1648	FD-9	5:56	5:53	FD9120307	12/3/2007	5:56	2799 RS	1437	3051	4384	<	0.010	0.0023	<	100	23	
1649	FD-8	6:05	5:59	FD8120307	12/3/2007	6:05	2820 RS	1434	3139	4501	<	0.010	0.0023	<	100	22	
1650	FD-6	6:12	6:10	FD6120307	12/3/2007	6:12	2807 RS	1438	2986	4293	<	0.010	0.0024	<	100	23	
1651	FD-4	6:40	6:33	FD4120307	12/3/2007	6:40	2766 RS	1433	3017	4323		0.027	0.0063	<	100	23	
1652	FD-1	6:23	6:15	FD1120307	12/3/2007	6:23	2794 RS	1432	3055	4375	<	0.010	0.0023	<	100	23	
1653	FD-11	5:45	5:47	FD11120407	12/4/2007	5:45	2797 RS	1442	3103	4474	<	0.010	0.0023	<	100	22	
1654	FD-10	5:49	5:51	FD10120407	12/4/2007	5:49	2787 RS	1442	2945	4246		0.028	0.0066	<	100	24	
1655	FD-9	5:53	5:57	FD9120407	12/4/2007	5:53	2815 RS	1444	3046	4398	<	0.010	0.0023	<	100	23	2007120180
1656	FD-8	5:59	5:53	FD8120407	12/4/2007	5:59	2800 RS	1434	3233	4636	<	0.010	0.0022	<	100	22	Receipt 12/7/07
1657	FD-6	6:10	6:20	FD6120407	12/4/2007	6:10	2810 RS	1450	3017	4375	<	0.010	0.0023	<	100	23	Cr6 Anal 12/17/07
1658	FD-4	6:33	6:32	FD4120407	12/4/2007	6:33	2746 RS	1439	3133	4508		0.017	0.0039	<	100	22	Part Anal 12/11/07
1659	FD-1	6:15	6:27	FD1120407	12/4/2007	6:15	2818 RS	1452	3075	4465	<	0.010	0.0023	<	100	22	
1660	FD-11	5:47	5:43	FD11120507	12/5/2007	5:47	2808 RS	1436	3160	4538	<	0.010	0.0022		110	24	
1661	FD-10	5:51	5:47	FD10120507	12/5/2007	5:51	2747 RS	1436	2960	4250		0.019	0.0044	<	100	24	
1662	FD-9	5:57	5:52	FD9120507	12/5/2007	5:57	2798 RS	1435	3052	4380	<	0.010	0.0023	<	100	23	
1663	FD-8	5:53	5:49	FD8120507	12/5/2007	5:53	2770 RS	1436	3239	4651		0.024	0.0051	<	100	22	
1664	FD-6	6:20	6:12	FD6120507	12/5/2007	6:20	2757 RS	1432	3023	4329	<	0.010	0.0023	<	100	23	
1665	FD-4	6:32	6:26	FD4120507	12/5/2007	6:32	2744 RS	1434	3180	4560		0.012	0.0027	<	100	22	
1666	FD-1	6:27	6:17	FD1120507	12/5/2007	6:27	2754 RS	1430	3108	4445	<	0.010	0.0023	<	100	22	
1667	FD-11	5:43	5:46	FD11120607	12/6/2007	5:43	2795 RS	1443	3138	4528	<	0.010	0.0023		110	25	
1668	FD-10	5:47	5:50	FD10120607	12/6/2007	5:47	2763 RS	1443	2976	4295		0.011	0.0026	<	100	23	
1669	FD-9	5:52	5:57	FD9120607	12/6/2007	5:52	2753 RS	1445	3074	4441		0.019	0.0042		200	46	
1670	FD-8	5:49	5:53	FD8120607	12/6/2007	5:49	2775 RS	1444	3200	4621		0.024	0.0052		110	24	
1671	FD-6	6:12	6:12	FD6120607	12/6/2007	6:12	2785 RS	1440	3054	4398		0.023	0.0052		120	27	
1672	FD-4	6:26	6:37	FD4120607	12/6/2007	6:26	2803 RS	1451	3181	4616	<	0.010	0.0022	<	100	22	2007120306
1673	FD-1	6:17	6:33	FD1120607	12/6/2007	6:17	2802 RS	1456	3134	4563		0.017	0.0037		130	28	Receipt 12/12/07
1674	FD-11	5:46	5:39	FD11120707	12/7/2007	5:46	691 RS	4313	3114	13432	<	0.010	0.00076		310	23	Cr6 Anal 12/19/07
1675	FD-10	5:50	5:44	FD10120707	12/7/2007	5:50	692 RS	4314	2976	12838		0.014	0.0011		330	26	Part Anal 12/17/07
1676	FD-9	5:57	5:50	FD9120707	12/7/2007	5:57	693 RS	4313	3087	13312		0.011	0.00083		270	21	
1677	FD-8	5:53	5:47	FD8120707	12/7/2007	5:53	694 RS	4314	3240	13979	<	0.010	0.00073		290	21	
1678	FD-6	6:12	6:08	FD6120707	12/7/2007	6:12	695 RS	4316	3088	13327	<	0.010	0.00075		280	21	
1679	FD-4	6:37	6:19	FD4120707	12/7/2007	6:37	696 RS	4302	3199	13760	<	0.010	0.00075		250	18	
1680	FD-1	6:33	6:13	FD1120707	12/7/2007	6:33	697 RS	4300	3151	13550	<	0.010	0.0023		240	18	
1681	FD-11	5:39	5:44	FD11121007	12/10/2007	5:39	698 RS	1445	3114	4500	<	0.010	0.0023	<	100	22	
1682	FD-10	5:44	5:48	FD10121007	12/10/2007	5:44	699 RS	1444	2976	4297	<	0.010	0.0023		110	27	
1683	FD-9	5:50	5:54	FD9121007	12/10/2007	5:50	700 RS	1444	3087	4457	<	0.010	0.0023		130	29	
1684	FD-8	5:47	5:50	FD8121007	12/10/2007	5:47	701 RS	1443	3240	4676	<	0.010	0.0022		120	25	
1685	FD-6	6:08	6:11	FD6121007	12/10/2007	6:08	702 RS	1443	3088	4456	<	0.010	0.0024	<	100	22	
1686	FD-4	6:19	6:23	FD4121007	12/10/2007	6:19	703 RS	1444	3207	4631	<	0.010	0.0023	<	100	22	
1687	FD-1	6:13	6:15	FD1121007	12/10/2007	6:13	704 RS	1442	3151	4544	<	0.010	0.0023	<	100	22	
1688	FD-11	5:44	5:40	FD11121107	12/11/2007	5:44	707 RS	1436	3127	4490	<	0.010	0.0023		140	31	
1689	FD-10	5:48	5:44	FD10121107	12/11/2007	5:48	708 RS	1436	2986	4288	<	0.010	0.0024		110	25	
1690	FD-9	5:54	5:50	FD9121107	12/11/2007	5:54	709 RS	1436	3098	4449	<	0.010	0.0023		140	31	2007120399
1691	FD-8	5:50	5:47	FD8121107	12/11/2007	5:50	710 RS	1437	3245	4663	<	0.010	0.0022		120	27	Receipt 12/17/07
1692	FD-6	6:11	6:12	FD6121107	12/11/2007	6:11	711 RS	1441	3040	4381	<	0.010	0.0023		130	30	Cr6 Anal 12/26/07

Sample Identification											Results						
	Location ID	Start Time	End Time	Field Sample ID	Sample Date	Sample Time	Filter #	Sampling Time (Min)	Avg Flow Rate (mlPM)	Total Volume (L)	Hexavalent Chromium (ug)		(ug/m3)	Total Particulate (ug)		(ug/m3)	LWO #
1693	FD-4	6:23	6:25	FD4121107	12/11/2007	6:23	712 RS	1442	3202	4618	<	0.010	0.0022		110	24	Part Anal 12/18/07
1694	FD-1	6:15	6:17	FD1121107	12/11/2007	6:15	713 RS	1442	3122	4501	<	0.010	0.0023		140	31	
1695	FD-11	5:40	5:50	FD11121207	12/12/2007	5:40	730 RS	1450	3140	4553	<	0.010	0.0023	<	100	22	
1696	FD-10	5:44	5:54	FD10121207	12/12/2007	5:44	731 RS	1450	3010	4365	<	0.010	0.0024	<	100	23	
1697	FD-9	5:50	6:00	FD9121207	12/12/2007	5:50	732 RS	1450	3116	4518	<	0.010	0.0023	<	100	22	
1698	FD-8	5:47	5:56	FD8121207	12/12/2007	5:47	733 RS	1449	3203	4640	<	0.010	0.0022	<	100	22	
1699	FD-6	6:12	6:13	FD6121207	12/12/2007	6:12	734 RS	1441	2993	4313	<	0.010	0.0023	<	100	23	
1700	FD-4	6:25	6:26	FD4121207	12/12/2007	6:25	735 RS	1441	3149	4538	<	0.010	0.0022	<	100	22	
1701	FD-1	6:17	6:18	FD1121207	12/12/2007	6:17	736 RS	1441	3090	4453	<	0.010	0.0023	<	100	22	
1702	FD-11	5:50	6:00	FD11121307	12/13/2007	5:50	722 RS	1450	3141	4554	<	0.010	0.00076		160	12	
1703	FD-10	5:54	6:07	FD10121307	12/13/2007	5:54	723 RS	1453	3023	4393	<	0.010	0.00078		170	13	
1704	FD-9	6:00	6:24	FD9121307	12/13/2007	6:00	724 RS	1464	3122	4571	<	0.010	0.00077		220	17	
1705	FD-8	5:56	6:11	FD8121307	12/13/2007	5:56	725 RS	1455	3156	4591	<	0.010	0.00074		200	14	
1706	FD-6	6:13	6:19	FD6121307	12/13/2007	6:13	726 RS	1446	2994	4329	<	0.010	0.00078		230	17	
1707	FD-4	6:26	6:55	FD4121307	12/13/2007	6:26	727 RS	1469	3100	4554	<	0.010	0.00076		140	11	2007120442
1708	FD-1	6:18	6:16	FD1121307	12/13/2007	6:18	728 RS	1438	3089	4442	<	0.010	0.00076		170	12	Receipt 12/18/07
1709	FD-11	6:00	5:50	FD11121407	12/14/2007	6:00	747 RS	4310	3151	13580	<	0.010	0.0023		100	22	Cr6 Anal 12/26/07
1710	FD-10	6:07	5:56	FD10121407	12/14/2007	6:07	748 RS	4309	3036	13082	<	0.010	0.0023	<	100	23	Part Anal 12/19/07
1711	FD-9	6:24	6:13	FD9121407	12/14/2007	6:24	749 RS	4309	3084	13291	<	0.010	0.0022		110	24	
1712	FD-8	6:11	6:08	FD8121407	12/14/2007	6:11	744 RS	4317	3206	13840	<	0.010	0.0022	<	100	22	
1713	FD-6	6:19	6:04	FD6121407	12/14/2007	6:19	745 RS	4305	3051	13136	<	0.010	0.0024		130	29	
1714	FD-4	6:55	6:55	FD4121407	12/14/2007	6:55	751 RS	4320	3114	13450	<	0.010	0.0023		110	24	
1715	FD-1	6:16	6:00	FD1121407	12/14/2007	6:16	752 RS	4304	3152	13567	<	0.010	0.0023		100	23	
1716	FD-11	5:50	6:00	FD11121707	12/17/2007	5:50	746 RS	1450	3153	4572	<	0.010	0.0022	<	100	22	
1717	FD-10	5:56	6:04	FD10121707	12/17/2007	5:56	750 RS	1448	3046	4411	<	0.010	0.0023	<	100	24	
1718	FD-9	6:13	6:14	FD9121707	12/17/2007	6:13	753 RS	1441	3129	4508	<	0.010	0.0023	<	100	22	
1719	FD-8	6:08	6:19	FD8121707	12/17/2007	6:08	754 RS	1451	3229	4685	<	0.010	0.0022	<	100	21	
1720	FD-6	6:04	6:10	FD6121707	12/17/2007	6:04	755 RS	1446	3134	4532	<	0.010	0.0023	<	100	22	
1721	FD-4	6:55	6:50	FD4121707	12/17/2007	6:55	756 RS	1435	3148	4517		0.013	0.0029	<	100	22	
1722	FD-1	6:00	6:08	FD1121707	12/17/2007	6:00	757 RS	1448	3214	4654	<	0.010	0.0022	<	100	21	
1723	FD-11	6:00	6:00	FD11121807	12/18/2007	6:00	758 RS	1440	3159	4549	<	0.010	0.0022		170	37	
1724	FD-10	6:04	6:04	FD10121807	12/18/2007	6:04	759 RS	1440	3059	4405	<	0.010	0.0023		140	33	2007120603
1725	FD-9	6:14	6:16	FD9121807	12/18/2007	6:14	760 RS	1442	3153	4546	<	0.010	0.0022		200	44	Receipt 12/26/07
1726	FD-8	6:19	6:21	FD8121807	12/18/2007	6:19	761 RS	1442	3192	4603	<	0.010	0.0022		120	26	Cr6 Anal 12/28/07
1727	FD-6	6:10	6:10	FD6121807	12/18/2007	6:10	762 RS	1440	3103	4468	<	0.010	0.0023		150	33	Part Anal 12/27/07
1728	FD-4	6:50	6:55	FD4121807	12/18/2007	6:50	763 RS	1445	3160	4565	<	0.010	0.0022		120	25	
1729	FD-1	6:08	6:08	FD1121807	12/18/2007	6:08	764 RS	1440	3372	4856	<	0.010	0.0021		140	29	
1730	FD-11	6:00	5:54	FD11121907	12/19/2007	6:00	771 RS	1434	3173	4550	<	0.010	0.0022		170	38	
1731	FD-10	6:04	5:58	FD10121907	12/19/2007	6:04	772 RS	1434	3079	4416	<	0.010	0.0023		180	40	
1732	FD-9	6:16	6:11	FD9121907	12/19/2007	6:16	773 RS	1435	3139	4504	<	0.010	0.0023		190	41	
1733	FD-8	6:21	6:07	FD8121907	12/19/2007	6:21	774 RS	1426	3151	4493	<	0.010	0.0023		140	31	
1734	FD-6	6:10	6:04	FD6121907	12/19/2007	6:10	775 RS	1434	3024	4336	<	0.010	0.0024		200	45	
1735	FD-4	6:55	6:55	FD4121907	12/19/2007	6:55	776 RS	1440	3127	4503	<	0.010	0.0023		120	27	
1736	FD-1	6:08	6:00	FD1121907	12/19/2007	6:08	777 RS	1432	3309	4738	<	0.010	0.0022		200	43	
1737	FD-11	5:54	6:05	FD11122007	12/20/2007	5:54	778 RS	1451	3129	4540		0.015	0.0032		110	25	
1738	FD-10	5:58	6:10	FD10122007	12/20/2007	5:58	779 RS	1452	3045	4421		0.015	0.0035	<	100	23	
1739	FD-9	6:11	6:24	FD9122007	12/20/2007	6:11	780 RS	1453	3186	4629	<	0.010	0.0022		150	32	
1740	FD-8	6:07	6:29	FD8122007	12/20/2007	6:07	781 RS	1462	3173	4638		0.017	0.0036	<	100	22	
1741	FD-6	6:04	6:19	FD6122007	12/20/2007	6:04	782 RS	1455	3015	4387		0.015	0.0034	<	100	23	
1742	FD-4	6:55	6:55	FD4122007	12/20/2007	6:55	804 RS	1440	3023	4353		0.018	0.0042	<	100	23	

Sample Identification											Results						
	Location ID	Start Time	End Time	Field Sample ID	Sample Date	Sample Time	Filter #	Sampling Time (Min)	Avg Flow Rate (mIPM)	Total Volume (L)	Hexavalent Chromium (ug)		(ug/m3)	Total Particulate (ug)		(ug/m3)	LWO #
1743	FD-1	6:00	6:15	FD1122007	12/20/2007	6:00	805 RS	1455	3082	4485		0.012	0.0027	<	100	22	2007120652 Receipt 12/27/07 Cr6 Anal 1/8/08 Part Anal 1/2/08
1744	FD-11	6:05	13:00	FD11122107	12/21/2007	6:05	789 RS	3295	3125	10297	<	0.010	0.00099		320	31	
1745	FD-10	6:10	13:04	FD10122107	12/21/2007	6:10	790 RS	3294	3053	10056	<	0.010	0.001		320	31	
1746	FD-9	6:24	13:14	FD9122107	12/21/2007	6:24	791 RS	3290	3146	10349	<	0.010	0.00098		320	31	
1747	FD-8	6:29	13:09	FD8122107	12/21/2007	6:29	792 RS	3280	3176	10418		0.013	0.0012		350	34	
1748	FD-6	6:19	13:22	FD6122107	12/21/2007	6:19	793 RS	3303	3024	9988		0.014	0.0014		380	38	
1749	FD-4	6:55	13:29	FD4122107	12/21/2007	6:55	794 RS	3274	2954	9672	<	0.010	0.0011		290	30	
1750	FD-1	6:15	13:25	FD1122107	12/21/2007	6:15	795 RS	3310	3055	10112	<	0.010	0.001		310	31	
1751	FD-11	13:00	5:50	FD11122307	12/23/2007	13:00	783 RS	3890	3084	11997		0.016	0.0014		190	16	
1752	FD-10	13:04	5:55	FD10122307	12/23/2007	13:04	784 RS	3891	3006	11695		0.011	0.0009		160	14	
1753	FD-9	13:14	6:15	FD9122307	12/23/2007	13:14	785 RS	3901	3190	12442		0.011	0.00086		200	16	
1754	FD-8	13:09	6:00	FD8122307	12/23/2007	13:09	786 RS	3891	3226	12553		0.011	0.00088		210	17	
1755	FD-6	13:22	6:08	FD6122307	12/23/2007	13:22	787 RS	3886	3030	11773	<	0.010	0.00086		170	15	
1756	FD-4	13:29	7:00	FD4122307	12/23/2007	13:29	788 RS	3931	2943	11570	<	0.010	0.00088		160	14	
1757	FD-1	13:25	6:03	FD1122307	12/23/2007	13:25	446 RS	3878	3080	11943		0.011	0.00091		180	15	
1758	FD-11	5:50	5:55	FD11122607	12/26/2007	5:50	319 RS	1445	3103	4484		0.021	0.00480		120	27	2008010005 Receipt 1/2/08 Cr6 Anal 1/8/08 Part Anal 1/3/08
1759	FD-10	5:55	6:00	FD10122607	12/26/2007	5:55	410 RS	1445	2960	4277		0.021	0.00490		140	32	
1760	FD-9	6:15	6:10	FD9122607	12/26/2007	6:15	411 RS	1435	3110	4463		0.017	0.0038		170	38	
1761	FD-8	6:00	6:03	FD8122607	12/26/2007	6:00	437 RS	1443	3169	4573		0.031	0.0067		130	29	
1762	FD-6	6:08	6:15	FD6122607	12/26/2007	6:08	438 RS	1447	2978	4309		0.027	0.0063		130	29	
1763	FD-4	7:00	6:55	FD4122607	12/26/2007	7:00	455 RS	1435	3005	4312		0.019	0.0045		110	25	
1764	FD-1	6:03	6:05	FD1122607	12/26/2007	6:03	464 RS	1442	3039	4382		0.014	0.0032		120	28	
1765	FD-11	5:55	6:00	FD11122707	12/27/2007	5:55	338 RS	1445	3161	4567	<	0.010	0.0022		100	22	
1766	FD-10	6:00	6:05	FD10122707	12/27/2007	6:00	347 RS	1445	2943	4253	<	0.010	0.0024		100	24	
1767	FD-9	6:10	6:13	FD9122707	12/27/2007	6:10	356 RS	1443	3061	4416	<	0.010	0.0023	<	100	23	
1768	FD-8	6:03	6:18	FD8122707	12/27/2007	6:03	365 RS	1455	3197	4651	<	0.010	0.0022		110	23	
1769	FD-6	6:15	6:09	FD6122707	12/27/2007	6:15	374 RS	1434	2839	4071	<	0.010	0.0025	<	100	25	
1770	FD-4	6:55	6:55	FD4122707	12/27/2007	6:55	383 RS	1440	3063	4411	<	0.010	0.0023		120	28	
1771	FD-1	6:05	6:07	FD1122707	12/27/2007	6:05	392 RS	1442	3040	4384		0.011	0.0025		120	27	
1772	FD-11	6:00	6:00	FD11122807	12/28/2007	6:00	339 RS	4320	3145	13588	<	0.010	0.00075		190	14	
1773	FD-10	6:05	6:05	FD10122807	12/28/2007	6:05	348 RS	4320	3019	13041	<	0.010	0.00078		250	19	
1774	FD-9	6:13	6:20	FD9122807	12/28/2007	6:13	357 RS	4327	3112	13464	<	0.010	0.00076		300	22	
1775	FD-8	6:18	6:16	FD8122807	12/28/2007	6:18	375 RS	4318	3253	14045		0.011	0.00078		270	19	
1776	FD-6	6:09	6:11	FD6122807	12/28/2007	6:09	384 RS	4322	2771	11975		0.014	0.0012		250	21	
1777	FD-4	6:55	6:55	FD4122807	12/28/2007	6:55	393 RS	4320	3052	13185	<	0.010	0.00077		210	16	
1778	FD-1	6:07	6:09	FD1122807	12/28/2007	6:07	402 RS	4322	3069	13265		0.019	0.0014		300	22	
1779	FD-11	6:00	5:30	FD11123107	12/31/2007	6:00	93 RS	2850	3136	8938	<	0.010	0.0011		140	16	2008010105 Receipt 1/4/08 Cr6 Anal 1/9/08 Part Anal 1/7/08
1780	FD-10	6:05	5:34	FD10123107	12/31/2007	6:05	94 RS	2849	3072	8753	<	0.010	0.0012		140	16	
1781	FD-9	6:20	5:39	FD9123107	12/31/2007	6:20	320 RS	2839	3133	8893	<	0.010	0.0012		140	16	
1782	FD-8	6:16	5:37	FD8123107	12/31/2007	6:16	321 RS	2841	3178	9028	<	0.010	0.0011		140	16	
1783	FD-6	6:11	5:50	FD6123107	12/31/2007	6:11	329 RS	2859	2701	7723	<	0.010	0.0013		140	18	
1784	FD-4	6:55	6:18	FD4123107	12/31/2007	6:55	330 RS	2843	3054	8682	<	0.010	0.0012		130	15	
1785	FD-1	6:09	5:57	FD1123107	12/31/2007	6:09	366 RS	2868	3055	8762	<	0.010	0.0012		160	18	

Honeywell

SA-7 Site
Jersey City, NJ

Hexavalent Chromium
Air Sampling Results
Fixed Devices

2008

How many Fixed Device samples were taken this year?	1758
How many samples contained any detectable amount of hexavalent chromium?	876
How many samples contained ≥ than 5.0* micrograms of hexavalent chromium per cubic meter (ug/m^3)?	0
What was the highest level of hexavelent chromium detected in all samples?	0.059 ug/m^3

** OSHA PEL for Hexavalent Chromium is 5.0 ug/m^3*

Honeywell SA-7 2008 Fixed Devices - Number of samples per concentration range

CrVI Concentration in ug/m^3	Number of samples	Line #
=/<	880	7 889
0.0010	38	927
0.0018	69	996
0.0031	200	1196
0.0054	296	1492
0.0094	218	1710
0.0164	50	1760
0.0287	4	1764
0.0503	0	1764
0.0880	1	1765
0.1539	0	1765
0.2694	0	1765
0.4714	0	1765
0.8250	0	1765
1.4438	0	1765
2.5266	0	1765
4.4215	0	1765
7.7376	0	1765
	876	

1758 Samples
2 blanks
Other Samples
1756 Samples
880 <
23 no results
876 CrVI positive samples

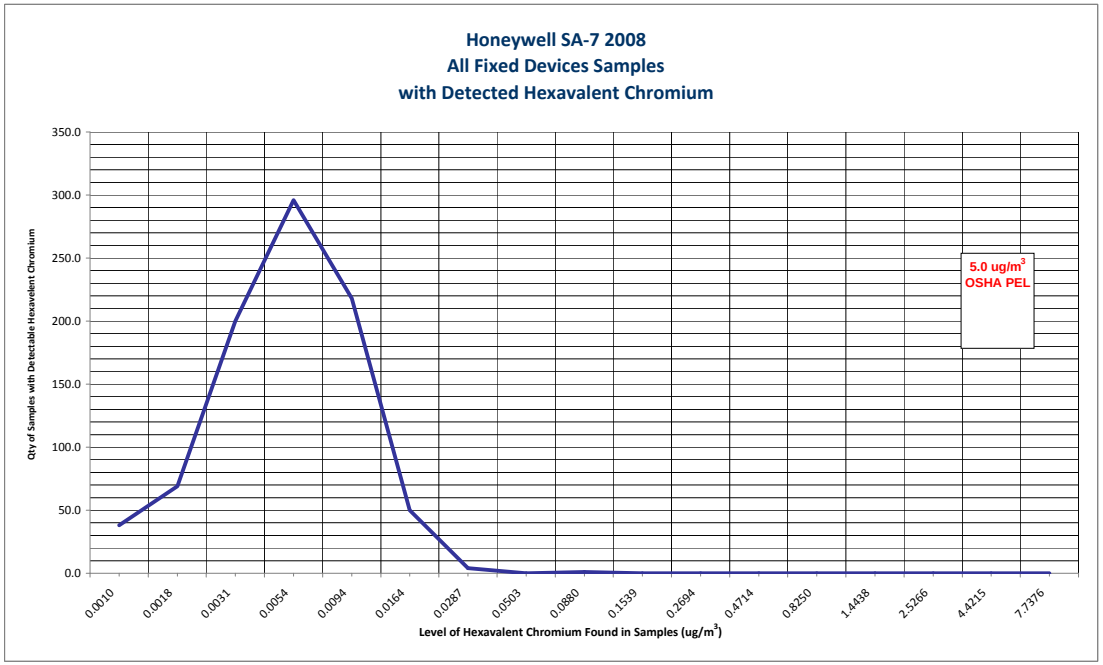

Honeywell SA-7 2008 Statistics for Fixed Devices	
Metric	**Perimeter Air Sampling Results for Detectable CrVI (µg/m3)**
Number of Samples	**1758**
Number of Blank Filters	**2**
Number of other filters	**(23)**
# of FD Samples	**1756**
# of FD Below Detectable Limits	880
# of Detectable Samples	**876**
Percent Detectable	**50%**
Minimum Detectable Value	**0.0006**
10th Percentile	0.0016
20th Percentile	0.0025
30th Percentile	0.0030
Mean Detectable Value	**0.0047**
Median Detectable Value	**0.0042**
70th Percentile	0.0055
80th Percentile	0.0066
90th Percentile	0.0082
95th Percentile	0.0100
Maximum Detectable Value	**0.0590**
OSHA PEL	**5.0**

Sample Identification											Results							
Location ID		Start Time	End Time	Field Sample ID	Sample Date	Sample Time	Filter #	Sampling Time (Min)	Avg Flow Rate (mlPM)	Total Volume (L)	Hexavalent Chromium (ug)		(ug/m3)	Total Particulate (ug)		(ug/m3)	% Cr6	Laboratory Work Order # (LWO#)
1	FD-11	5:30	5:40	FD11010208	1/2/2008	5:30	82 RS	1450	3153	4365	<	0.010	0.0022	<	100	22	0.010	
2	FD-10	5:34	5:44	FD10010208	1/2/2008	5:34	87 RS	1450	3012	4242	<	0.010	0.0023	<	100	23	0.010	
3	FD-9	5:39	5:50	FD9010208	1/2/2008	5:39	88 RS	1451	3082	4384	<	0.010	0.0023	<	100	22	0.010	
4	FD-8	5:37	5:47	FD8010208	1/2/2008	5:37	89 RS	1450	3133	4501	<	0.010	0.0023	<	100	22	0.010	2008010105
5	FD-6	5:50	6:12	FD6010208	1/2/2008	5:50	90 RS	1462	2569	4293	<	0.010	0.0027	<	100	27	0.010	Receipt 1/4/08 Cr6
6	FD-4	6:18	6:33	FD4010208	1/2/2008	6:18	91 RS	1455	3119	4323	<	0.010	0.0023	<	100	22	0.010	Anal 1/9/08 Part
7	FD-1	5:57	6:19	FD1010208	1/2/2008	5:57	92 RS	1462	3105	4375	<	0.010	0.0023	<	100	22	0.010	Anal 1/7/08
8	FB-Field B	0:00	0:00	FB010308	1/3/2008	0:00	98 RS	0	0	4474	<	0.010		<	100		0.010	
9	TB-Trip Bla	0:00	0:00	TB010308	1/3/2008	0:00	99 RS	0	0	4246	<	0.010		<	100		0.010	
10	FD-11	5:40	5:45	FD11010308	1/3/2008	5:40	106 RS	1445	3164	4572	<	0.010	0.0022	<	100	22	0.010	
11	FD-10	5:44	5:49	FD10010308	1/3/2008	5:44	107 RS	1445	2623	3790	<	0.010	0.0027	<	100	26	0.010	
12	FD-9	5:50	5:56	FD9010308	1/3/2008	5:50	108 RS	1446	3095	4475	<	0.010	0.0023	<	100	22	0.010	
13	FD-8	5:47	5:52	FD8010308	1/3/2008	5:47	109 RS	1445	3136	4532	<	0.010	0.0023	<	100	22	0.010	
14	FD-6	6:12	6:22	FD6010308	1/3/2008	6:12	110 RS	1450	2442	3541	<	0.010	0.0029	<	100	28	0.010	
15	FD-4	6:33	6:35	FD4010308	1/3/2008	6:33	111 RS	1442	3133	4518	<	0.010	0.0023	<	100	22	0.010	2008010161
16	FD-1	6:19	6:27	FD1010308	1/3/2008	6:19	112 RS	1448	3171	4592	<	0.010	0.0022		120	27	0.008	Receipt:1/8/2008
17	FD-11	5:45	5:43	FD11010408	1/4/2008	5:45	79 RS	4318	3165	13668		0.011	0.00079		600	44	0.002	Report: 1/14/2008
18	FD-10	5:49	5:47	FD10010408	1/4/2008	5:49	80 RS	4318	2362	10198		0.016	0.0016		460	45	0.003	HexCr: 1/11/2008
19	FD-9	5:56	5:52	FD9010408	1/4/2008	5:56	81 RS	4316	3126	13490		0.016	0.0012		430	32	0.004	TotPart: 1/9/2008
20	FD-8	5:52	5:50	FD8010408	1/4/2008	5:52	83 RS	4318	3177	13717		0.016	0.0011		540	40	0.003	
21	FD-6	6:22	6:07	FD6010408	1/4/2008	6:22	84 RS	4305	2440	10502	<	0.010	0.00097		440	42	0.002	
22	FD-4	6:35	6:17	FD4010408	1/4/2008	6:35	85 RS	4302	3125	13444		0.011	0.00085		470	35	0.002	
23	FD-1	6:27	6:13	FD1010408	1/4/2008	6:27	95 RS	4306	3144	13536		0.014	0.001		540	40	0.003	
24	FD-11	5:43	5:51	FD11010708	1/7/2008	5:43	128 RS	1448	3106	4497	<	0.010	0.0023		280	62	0.004	
25	FD-10	5:47	5:55	FD10010708	1/7/2008	5:47	129 RS	1448	2716	3933	<	0.010	0.0026		220	56	0.005	
26	FD-9	5:52	6:00	FD9010708	1/7/2008	5:52	130 RS	1448	3073	4450	<	0.010	0.0023		240	53	0.004	
27	FD-8	5:50	5:57	FD8010708	1/7/2008	5:50	131 RS	1447	3241	4689	<	0.010	0.0022		230	50	0.004	
28	FD-6	6:07	6:14	FD6010708	1/7/2008	6:07	132 RS	1447	2469	3573	<	0.010	0.0029		210	59	0.005	
29	FD-4	6:17	6:27	FD4010708	1/7/2008	6:17	133 RS	1450	3088	4477	<	0.010	0.0023		230	50	0.004	
30	FD-1	6:13	6:19	FD1010708	1/7/2008	6:13	134 RS	1446	2983	4314	<	0.010	0.0024		280	64	0.004	
31	FD-11	5:51	5:49	FD11010808	1/8/2008	5:51	121 RS	1438	3079	4427	<	0.010	0.0023		170	38	0.006	
32	FD-10	5:55	5:53	FD10010808	1/8/2008	5:55	122 RS	1438	3022	4346	<	0.010	0.0024		110	26	0.009	2008010274
33	FD-9	6:00	5:59	FD9010808	1/8/2008	6:00	123 RS	1439	3109	4474	<	0.010	0.0023		130	30	0.008	Receipt:1/11/2008
34	FD-8	5:57	5:56	FD8010808	1/8/2008	5:57	124 RS	1439	3187	4586	<	0.010	0.0022		150	32	0.007	Report: 1/18/2008
35	FD-6	6:14	6:16	FD6010808	1/8/2008	6:14	125 RS	1442	2441	3520	<	0.010	0.0029		110	31	0.009	HexCr: 1/17/2008
36	FD-4	6:27	6:24	FD4010808	1/8/2008	6:27	126 RS	1437	3053	4387	<	0.010	0.0023		120	28	0.008	TotPart: 1/15/2008
37	FD-1	6:19	6:22	FD1010808	1/8/2008	6:19	127 RS	1443	2879	4154	<	0.010	0.0025		190	46	0.005	
38	FD-11	5:49	5:44	FD11010908	1/9/2008	5:49	136 RS	1435	3059	4390	<	0.010	0.0023	<	100	23	0.010	
39	FD-10	5:53	5:48	FD10010908	1/9/2008	5:53	137 RS	1435	3008	4316	<	0.010	0.0024		120	29	0.008	
40	FD-9	5:59	5:53	FD9010908	1/9/2008	5:59	138 RS	1434	3143	4507	<	0.010	0.0023	<	100	22	0.010	
41	FD-8	5:56	5:51	FD8010908	1/9/2008	5:56	139 RS	1435	3113	4467	<	0.010	0.0023	<	100	22	0.010	
42	FD-6	6:16	6:12	FD6010908	1/9/2008	6:16	140 RS	1436	2444	3509	<	0.010	0.0029		110	31	0.009	
43	FD-4	6:24	6:24	FD4010908	1/9/2008	6:24	141 RS	1440	3048	4389	<	0.010	0.0023	<	100	23	0.010	
44	FD-1	6:22	6:18	FD1010908	1/9/2008	6:22	142 RS	1436	2883	4140	<	0.010	0.0025	<	100	24	0.010	
45	FD-11	5:44	5:58	FD11011008	1/10/2008	5:44	143 RS	1454	3031	4407	<	0.010	0.0023		240	53	0.004	
46	FD-10	5:48	6:02	FD10011008	1/10/2008	5:48	144 RS	1454	2988	4345		0.012	0.0028		210	49	0.006	
47	FD-9	5:53	6:09	FD9011008	1/10/2008	5:53	145 RS	1456	3084	4491	<	0.010	0.0023		150	33	0.007	
48	FD-8	5:51	6:05	FD8011008	1/10/2008	5:51	146 RS	1454	3144	4571	<	0.010	0.0022		170	38	0.006	
49	FD-6	6:12	6:20	FD6011008	1/10/2008	6:12	147 RS	1448	3062	4434	<	0.010	0.0023		180	39	0.006	
50	FD-4	6:24	6:33	FD4011008	1/10/2008	6:24	148 RS	1449	3019	4374	<	0.010	0.0023	<	100	23	0.010	2008010347

Sample Identification											Results							
Location ID		Start Time	End Time	Field Sample ID	Sample Date	Sample Time	Filter #	Sampling Time (Min)	Avg Flow Rate (mlPM)	Total Volume (L)	Hexavalent Chromium (ug)		(ug/m3)	Total Particulate (ug)		(ug/m3)	% Cr6	Laboratory Work Order # (LWO#)
51	FD-1	6:18	6:26	FD1011008	1/10/2008	6:18	149 RS	1448	2860	4141	<	0.010	0.0025		170	42	0.006	Report: 1/21/2008 HexCr: 1/21/2008 TotPart: 1/16/2008
52	FD-11	5:58	6:52	FD11011108	1/11/2008	5:58	485 RS	4374	3014	13181	<	0.010	0.00078		440	33	0.002	
53	FD-10	6:02	6:57	FD10011108	1/11/2008	6:02	486 RS	4375	2961	12952	<	0.010	0.00079		260	20	0.004	
54	FD-9	6:09	7:04	FD9011108	1/11/2008	6:09	487 RS	4375	3033	13267	<	0.010	0.00077		410	31	0.002	
55	FD-8	6:05	7:10	FD8011108	1/11/2008	6:05	488 RS	4385	3191	13992	<	0.010	0.00073		250	18	0.004	
56	FD-6	6:20	7:38	FD6011108	1/11/2008	6:20	489 RS	4398	3128	13758	<	0.010	0.00074		260	19	0.004	
57	FD-4	6:33	7:51	FD4011108	1/11/2008	6:33	490 RS	4398	3055	13434		0.011	0.00082		230	17	0.005	
58	FD-1	6:26	7:07	FD1011108	1/11/2008	6:26	491 RS	4361	2847	12415	<	0.010	0.00082		160	12	0.006	
59	FD-11	6:52	6:35	FD11011408	1/14/2008	6:52	492 RS	1423	3044	4331	<	0.010	0.0024	<	100	23	0.010	2008010510 Receipt:1/18/2008 Report: 1/25/2008 HexCr: 1/24/2008 TotPart: 1/20/2008
60	FD-10	6:57	6:42	FD10011408	1/14/2008	6:57	493 RS	1425	2942	4193	<	0.010	0.0024	<	100	24	0.010	
61	FD-9	7:04	6:46	FD9011408	1/14/2008	7:04	494 RS	1422	3066	4360	<	0.010	0.0023	<	100	27	0.010	
62	FD-8	7:10	6:59	FD8011408	1/14/2008	7:10	495 RS	1429	3139	4485	<	0.010	0.0023	<	100	22	0.010	
63	FD-6	7:38	7:04	FD6011408	1/14/2008	7:38	496 RS	1406	3112	4375	<	0.010	0.0023	<	100	23	0.010	
64	FD-4	7:51	7:08	FD4011408	1/14/2008	7:51	497 RS	1397	2992	4180	<	0.010	0.0024	<	100	24	0.010	
65	FD-1	7:07	6:45	FD1011408	1/14/2008	7:07	498 RS	1418	2826	4007	<	0.010	0.0025	<	100	25	0.010	
66	FD-11	6:35	5:20	FD11011508	1/15/2008	6:35	499 RS	1365	3091	4219	<	0.010	0.0024	<	100	24	0.010	
67	FD-10	6:42	5:26	FD10011508	1/15/2008	6:42	500 RS	1364	2959	4037	<	0.010	0.0025	<	100	25	0.010	
68	FD-9	6:46	5:35	FD9011508	1/15/2008	6:46	501 RS	1369	3111	4259	<	0.010	0.0024	<	100	23	0.010	
69	FD-8	6:59	5:40	FD8011508	1/15/2008	6:59	502 RS	1361	3064	4169	<	0.010	0.0024	<	100	24	0.010	
70	FD-6	7:04	6:15	FD6011508	1/15/2008	7:04	503 RS	1391	3164	4401	<	0.010	0.0023	<	100	23	0.010	
71	FD-4	7:08	6:43	FD4011508	1/15/2008	7:08	504 RS	1415	2921	4134	<	0.010	0.0025	<	100	24	0.010	
72	FD-1	6:45	6:23	FD1011508	1/15/2008	6:45	505 RS	1418	2775	3934		0.013	0.0033	<	100	25	0.013	
73	FD-11	5:20	5:15	FD11011608	1/16/2008	5:20	512 RS	1435	3094	4440		0.020	0.0045	<	100	23	0.020	
74	FD-10	5:26	5:20	FD10011608	1/16/2008	5:26	513 RS	1434	2945	4223		0.020	0.0047	<	100	24	0.020	
75	FD-9	5:35	5:30	FD9011608	1/16/2008	5:35	514 RS	1435	3102	4452		0.021	0.0046	<	100	22	0.021	
76	FD-8	5:40	5:35	FD8011608	1/16/2008	5:40	515 RS	1435	3094	4439		0.030	0.0068	<	100	23	0.030	
77	FD-6	6:15	6:05	FD6011608	1/16/2008	6:15	516 RS	1430	3200	4576		0.024	0.0052		120	25	0.020	
78	FD-4	6:43	6:20	FD4011608	1/16/2008	6:43	517 RS	1417	2926	4147		0.013	0.0032	<	100	24	0.013	
79	FD-1	6:23	6:10	FD1011608	1/16/2008	6:23	518 RS	1427	2794	3987		0.018	0.0045		140	35	0.013	
80	FD-11	5:15	5:40	FD11011708	1/17/2008	5:15	519 RS	1465	3035	4446	<	0.010	0.0023		110	24	0.009	2008010590 Receipt:1/22/2008 Report: 1/28/2008 HexCr: 1/25/2008 TotPart: 1/23/2008
81	FD-10	5:20	5:47	FD10011708	1/17/2008	5:20	520 RS	1467	2937	4309	<	0.010	0.0024	<	100	23	0.010	
82	FD-9	5:30	5:55	FD9011708	1/17/2008	5:30	521 RS	1465	3079	4511	<	0.010	0.0023		120	27	0.008	
83	FD-8	5:35	6:15	FD8011708	1/17/2008	5:35	522 RS	1480	3137	4642	<	0.010	0.0022		120	27	0.008	
84	FD-6	6:05	6:35	FD6011708	1/17/2008	6:05	523 RS	1470	3112	4574	<	0.010	0.0022	<	100	22	0.010	
85	FD-4	6:20	6:50	FD4011708	1/17/2008	6:20	524 RS	1470	2923	4297	<	0.010	0.0024	<	100	23	0.010	
86	FD-1	6:10	6:45	FD1011708	1/17/2008	6:10	525 RS	1475	2841	4191	<	0.010	0.0024		180	44	0.006	
87	FD-11	5:40	5:30	FD11011808	1/18/2008	5:40	539 RS	4310	3005	12953	<	0.010	0.00079		180	14	0.006	
88	FD-10	5:47	5:37	FD10011808	1/18/2008	5:47	540 RS	4310	2962	12767	<	0.010	0.00080		180	14	0.006	
89	FD-9	5:55	5:48	FD9011808	1/18/2008	5:55	541 RS	4313	3074	13258	<	0.010	0.00077		220	17	0.005	
90	FD-8	6:15	6:05	FD8011808	1/18/2008	6:15	542 RS	4310	3144	13550	<	0.010	0.00075		170	13	0.006	
91	FD-6	6:35	6:25	FD6011808	1/18/2008	6:35	543 RS	4310	3067	13220	<	0.010	0.00077		200	15	0.005	
92	FD-4	6:50	6:40	FD4011808	1/18/2008	6:50	544 RS	4310	2970	12800	<	0.010	0.00080		150	12	0.007	
93	FD-1	6:45	6:30	FD1011808	1/18/2008	6:45	545 RS	4305	2825	12161	<	0.010	0.00084		170	14	0.006	
94	FD-11	5:30	5:20	FD11012108	1/21/2008	5:30	598 RS	1430	3104	4439	<	0.010	0.0023		100	23	0.010	
95	FD-10	5:37	5:28	FD10012108	1/21/2008	5:37	599 RS	1431	3000	4293	<	0.010	0.0024		100	24	0.010	
96	FD-9	5:48	5:40	FD9012108	1/21/2008	5:48	600 RS	1432	3042	4356	<	0.010	0.0023		120	26	0.008	
97	FD-8	6:05	5:47	FD8012108	1/21/2008	6:05	601 RS	1422	3184	4527	<	0.010	0.0023	<	100	22	0.010	
98	FD-6	6:25	6:20	FD6012108	1/21/2008	6:25	602 RS	1435	3122	4481	<	0.010	0.0023		150	33	0.007	
99	FD-4	6:40	6:40	FD4012108	1/21/2008	6:40	603 RS	1440	3141	4523	<	0.010	0.0023	<	100	22	0.010	
100	FD-1	6:30	6:28	FD1012108	1/21/2008	6:30	604 RS	1438	2853	4102	<	0.010	0.0025		140	33	0.007	

Sample Identification											Results							
Location ID		Start Time	End Time	Field Sample ID	Sample Date	Sample Time	Filter #	Sampling Time (Min)	Avg Flow Rate (mlPM)	Total Volume (L)	Hexavalent Chromium (ug)		(ug/m3)	Total Particulate (ug)		(ug/m3)	% Cr6	Laboratory Work Order # (LWO#)
101	FD-11	5:20	5:30	FD11012208	1/22/2008	5:20	605 RS	1450	3133	4542	<	0.010	0.0022		140	31	0.007	
102	FD-10	5:28	5:39	FD10012208	1/22/2008	5:28	606 RS	1451	2977	4319	<	0.010	0.0024		120	28	0.008	2008010759
103	FD-9	5:40	5:50	FD9012208	1/22/2008	5:40	607 RS	1450	3004	4356	<	0.010	0.0023		130	31	0.008	Receipt:1/25/2008
104	FD-8	5:47	6:05	FD8012208	1/22/2008	5:47	608 RS	1458	3242	4726	<	0.010	0.0022		120	25	0.008	Report: 2/4/2008
105	FD-6	6:20	6:35	FD6012208	1/22/2008	6:20	609 RS	1455	3194	4647	<	0.010	0.0022		140	30	0.007	HexCr: 1/30/2008
106	FD-4	6:40	6:48	FD4012208	1/22/2008	6:40	610 RS	1448	3154	4566	<	0.010	0.0022		120	26	0.008	TotPart: 1/28/2008
107	FD-1	6:28	6:40	FD1012208	1/22/2008	6:28	611 RS	1452	2892	4200	<	0.010	0.0024	<	100	24	0.010	
108	FD-11	5:30	5:30	FD11012308	1/23/2008	5:30	619 RS	1440	3122	4495	<	0.010	0.0023		170	38	0.006	
109	FD-10	5:39	5:39	FD10012308	1/23/2008	5:39	620 RS	1440	2961	4264	<	0.010	0.0024		180	43	0.006	
110	FD-9	5:50	5:48	FD9012308	1/23/2008	5:50	621 RS	1438	3047	4382	<	0.010	0.0023		130	30	0.008	
111	FD-8	6:05	6:07	FD8012308	1/23/2008	6:05	622 RS	1442	3237	4667	<	0.010	0.0022		130	27	0.008	
112	FD-6	6:35	6:20	FD6012308	1/23/2008	6:35	623 RS	1425	3174	4522	<	0.010	0.0023		150	33	0.007	
113	FD-4	6:48	6:45	FD4012308	1/23/2008	6:48	624 RS	1437	3039	4366	<	0.010	0.0023	<	100	23	0.010	
114	FD-1	6:40	6:30	FD1012308	1/23/2008	6:40	576 RS	1430	2888	4130	<	0.010	0.0025		150	36	0.007	
115	FD-11	5:30	5:40	FD11012408	1/24/2008	5:30	577 RS	1450	3156	4576		0.012	0.0027		190	41	0.006	
116	FD-10	5:39	5:47	FD10012408	1/24/2008	5:39	578 RS	1448	2981	4317		0.018	0.0042		140	34	0.013	
117	FD-9	5:48	6:08	FD9012408	1/24/2008	5:48	579 RS	1460	3083	4502		0.022	0.0049		130	29	0.017	
118	FD-8	6:07	6:20	FD8012408	1/24/2008	6:07	580 RS	1453	3148	4574		0.021	0.0046		160	35	0.013	
119	FD-6	6:20	6:40	FD6012408	1/24/2008	6:20	581 RS	1460	3125	4562		0.023	0.0051		160	35	0.014	
120	FD-4	6:45	6:53	FD4012408	1/24/2008	6:45	582 RS	1448	3050	4417		0.017	0.0039	<	100	23	0.017	2008010881
121	FD-1	6:30	6:45	FD1012408	1/24/2008	6:30	583 RS	1455	2864	4167		0.017	0.004		160	39	0.011	Receipt:1/29/2008
122	FD-11	5:40	6:03	FD11012508	1/25/2008	5:40	722 RU	4343	3150	13680		0.029	0.0021		340	25	0.009	Report: 2/4/2008
123	FD-10	5:47	6:08	FD10012508	1/25/2008	5:47	723 RU	4341	2975	12916		0.032	0.0025		350	27	0.009	HexCr: 2/4/2008
124	FD-9	6:08	6:18	FD9012508	1/25/2008	6:08	724 RU	4330	3081	13339		0.040	0.003		350	26	0.011	TotPart: 1/31/2008
125	FD-8	6:20	6:23	FD8012508	1/25/2008	6:20	725 RU	4323	3074	13290		0.038	0.0029		300	23	0.013	
126	FD-6	6:40	6:13	FD6012508	1/25/2008	6:40	726 RU	4293	3091	13271		0.052	0.0039		340	26	0.015	
127	FD-4	6:53	6:55	FD4012508	1/25/2008	6:53	727 RU	4322	3055	13204		0.031	0.0023		210	16	0.015	
128	FD-1	6:45	6:11	FD1012508	1/25/2008	6:45	728 RU	4286	2843	12185		0.040	0.0033		310	26	0.013	
129	FD-11	6:03	6:03	FD11012808	1/28/2008	6:03	729 RU	1440	3151	4538		0.011	0.0024		200	44	0.006	
130	FD-10	6:08	6:07	FD10012808	1/28/2008	6:08	730 RU	1439	2988	4299		0.019	0.0043		170	40	0.011	
131	FD-9	6:18	6:18	FD9012808	1/28/2008	6:18	731 RU	1440	3109	4476		0.022	0.0049		180	41	0.012	
132	FD-8	6:23	6:15	FD8012808	1/28/2008	6:23	732 RU	1432	3110	4454		0.027	0.0062		160	37	0.017	
133	FD-6	6:13	6:12	FD6012808	1/28/2008	6:13	733 RU	1439	3067	4413		0.018	0.0041		200	46	0.009	
134	FD-4	6:55	6:55	FD4012808	1/28/2008	6:55	734 RU	1440	3018	4345		0.039	0.0091		190	44	0.021	
135	FD-1	6:11	6:10	FD1012808	1/28/2008	6:11	735 RU	1439	2854	4107		0.019	0.0046		220	54	0.009	
136	FD-11	6:03	6:08	FD11012908	1/29/2008	6:03	736 RU	1445	3108	4491	<	0.010	0.0023		290	65	0.003	
137	FD-10	6:07	6:12	FD10012908	1/29/2008	6:07	737 RU	1445	2960	4277	<	0.010	0.0024		240	56	0.004	2008020048 (rev 1)
138	FD-9	6:18	6:24	FD9012908	1/29/2008	6:18	738 RU	1446	3078	4451		0.011	0.0024		250	55	0.004	Received:2/1/2008
139	FD-8	6:15	6:21	FD8012908	1/29/2008	6:15	739 RU	1446	3121	4513	<	0.010	0.0023		260	58	0.004	Report: 2/11/2008
140	FD-6	6:12	6:18	FD6012908	1/29/2008	6:12	740 RU	1446	3077	4449	<	0.010	0.0023		260	59	0.004	Cr Anal: 2/6/2008
141	FD-4	6:55	6:55	FD4012908	1/29/2008	6:55	741 RU	1440	2953	4252	<	0.010	0.0024		230	55	0.004	Part Anal: 2/4/2008
142	FD-1	6:10	6:15	FD1012908	1/29/2008	6:10	742 RU	1445	2818	4072	<	0.010	0.0025		290	72	0.003	
143	FD-11	6:08	5:56	FD11013008	1/30/2008	6:08	699 RU	1428	3056	4364	<	0.010	0.0023	<	100	23	0.010	
144	FD-10	6:12	6:00	FD10013008	1/30/2008	6:12	700 RU	1428	2953	4217	<	0.010	0.0024	<	100	24	0.010	
145	FD-9	6:24	6:10	FD9013008	1/30/2008	6:24	701 RU	1426	3000	4278	<	0.010	0.0024	<	100	23	0.010	
146	FD-8	6:21	6:15	FD8013008	1/30/2008	6:21	702 RU	1434	3090	4432		0.011	0.0026	<	100	23	0.011	
147	FD-6	6:18	6:06	FD6013008	1/30/2008	6:18	703 RU	1428	3112	4443	<	0.010	0.0023		110	25	0.009	
148	FD-4	6:55	6:55	FD4013008	1/30/2008	6:55	704 RU	1440	3024	4355	<	0.010	0.0023	<	100	23	0.010	
149	FD-1	6:15	6:03	FD1013008	1/30/2008	6:15	705 RU	1428	2787	3980	<	0.010	0.0026	<	100	25	0.010	
150	FD-11	5:56	5:59	FD11013108	1/31/2008	5:56	706 RU	1443	3071	4431	<	0.010	0.0023		140	30	0.007	

Sample Identification											Results							
Location ID		Start Time	End Time	Field Sample ID	Sample Date	Sample Time	Filter #	Sampling Time (Min)	Avg Flow Rate (mlPM)	Total Volume (L)	Hexavalent Chromium (ug)		(ug/m3)	Total Particulate (ug)		(ug/m3)	% Cr6	Laboratory Work Order # (LWO#)
151	FD-10	6:00	5:54	FD10013108	1/31/2008	6:00	707 RU	1434	2967	4255	<	0.010	0.0024	<	100	24	0.010	2008020138
152	FD-9	6:10	6:10	FD9013108	1/31/2008	6:10	708 RU	1440	3040	4377	<	0.010	0.0023		140	33	0.007	Received:2/5/2008
153	FD-8	6:15	6:06	FD8013108	1/31/2008	6:15	709 RU	1431	3135	4486	<	0.010	0.0023		110	25	0.009	Report: 2/11/2008
154	FD-6	6:06	6:01	FD6013108	1/31/2008	6:06	710 RU	1435	3108	4460	<	0.010	0.0023		160	37	0.006	Cr Anal: 2/11/2008
155	FD-4	6:55	6:47	FD4013108	1/31/2008	6:55	711 RU	1432	3142	4499		0.011	0.0025	<	100	22	0.011	Part Anal: 2/7/2008
156	FD-1	6:03	5:58	FD1013108	1/31/2008	6:03	712 RU	1435	2872	4122	<	0.010	0.0025		160	39	0.006	
157	FD-11	5:59	5:53	FD11020108	2/1/2008	5:59	672 RU	4314	3071	13249	<	0.010	0.00077		320	24	0.003	
158	FD-10	5:54	5:57	FD10020108	2/1/2008	5:54	673 RU	4323	2944	12726	<	0.010	0.00080	<	100	7.9	0.010	2008020138
159	FD-9	6:10	6:12	FD9020108	2/1/2008	6:10	674 RU	4322	3126	13510		0.014	0.00110		360	27	0.004	Receipt 2/5/08 Cr6
160	FD-8	6:06	6:07	FD8020108	2/1/2008	6:06	675 RU	4321	3174	13714		0.015	0.00110		370	27	0.004	Anal 2/11/08 Part
161	FD-6	6:01	6:04	FD6020108	2/1/2008	6:01	676 RU	4323	3108	13437	<	0.010	0.00075		360	27	0.003	Anal 2/7/08
162	FD-4	6:47	7:00	FD4020108	2/1/2008	6:47	677 RU	4333	3153	13662		0.011	0.00079		320	23	0.003	
163	FD-1	5:58	6:00	FD1020108	2/1/2008	5:58	678 RU	4322	2940	12706	<	0.010	0.00080		320	25	0.003	
164	FD-11	5:53	6:00	FD11020408	2/4/2008	5:53	679 RU	1447	3110	4500	<	0.010	0.0023		200	44	0.008	
165	FD-10	5:57	6:03	FD10020408	2/4/2008	5:57	680 RU	1446	2987	4319	<	0.010	0.0024		120	28	0.008	
166	FD-9	6:12	6:16	FD9020408	2/4/2008	6:12	681 RU	1444	3078	4444	<	0.010	0.0023		170	38	0.008	
167	FD-8	6:07	6:11	FD8020408	2/4/2008	6:07	682 RU	1444	3104	4482	<	0.010	0.0023		190	42	0.008	
168	FD-6	6:04	6:08	FD6020408	2/4/2008	6:04	683 RU	1444	3118	4502	<	0.010	0.0023		190	43	0.008	
169	FD-4	7:00	6:55	FD4020408	2/4/2008	7:00	684 RU	1435	3158	4532	<	0.010	0.0022		170	38	0.007	
170	FD-1	6:00	6:06	FD1020408	2/4/2008	6:00	685 RU	1446	2948	4262	<	0.010	0.0024		190	45	0.008	
171	FD-11	6:00	6:00	FD11020508	2/5/2008	6:00	687 RU	1440	3135	4515	<	0.010	0.0023		210	47	0.005	
172	FD-10	6:03	6:03	FD10020508	2/5/2008	6:03	688 RU	1440	2993	4311	<	0.010	0.0024		210	49	0.005	2008020272
173	FD-9	6:16	6:07	FD9020508	2/5/2008	6:16	689 RU	1431	3007	4303	<	0.010	0.0024		220	52	0.005	Receipt: 2/8/2008
174	FD-8	6:11	6:09	FD8020508	2/5/2008	6:11	690 RU	1438	3022	4345	<	0.010	0.0023		220	50	0.005	Report: 2/18/2008
175	FD-6	6:08	6:12	FD6020508	2/5/2008	6:08	691 RU	1444	3124	4512	<	0.010	0.0023		210	46	0.005	HexCr: 2/15/2008
176	FD-4	6:55	6:57	FD4020508	2/5/2008	6:55	692 RU	1442	3068	4425	<	0.010	0.0023		190	42	0.005	TotPart: 2/11/2008
177	FD-1	6:06	6:17	FD1020508	2/5/2008	6:06	693 RU	1451	2925	4244	<	0.010	0.0024		200	48	0.005	
178	FD-11	6:00	5:58	FD11020608	2/6/2008	6:00	800 RU	1438	3069	4413	<	0.010	0.0023		120	27	0.005	
179	FD-10	6:03	6:02	FD10020608	2/6/2008	6:03	801 RU	1439	2943	4235	<	0.010	0.0024		120	29	0.008	
180	FD-9	6:07	6:12	FD9020608	2/6/2008	6:07	802 RU	1445	3015	4356	<	0.010	0.0023		120	27	0.006	
181	FD-8	6:09	6:18	FD8020608	2/6/2008	6:09	803 RU	1449	3021	4377	<	0.010	0.0023		130	30	0.005	
182	FD-6	6:12	6:08	FD6020608	2/6/2008	6:12	804 RU	1436	3081	4424	<	0.010	0.0023		130	30	0.005	
183	FD-4	6:57	6:56	FD4020608	2/6/2008	6:57	805 RU	1439	3011	4332	<	0.010	0.0023		140	31	0.006	
184	FD-1	6:17	6:05	FD1020608	2/6/2008	6:17	806 RU	1428	2846	4065	<	0.010	0.0025		120	30	0.005	
185	FD-11	5:58	5:52	FD11020708	2/7/2008	5:58	807 RU	1434	3027	4341	<	0.010	0.0023	<	100	23	0.010	
186	FD-10	6:02	5:57	FD10020708	2/7/2008	6:02	808 RU	1435	2931	4206	<	0.010	0.0024	<	100	24	0.010	
187	FD-9	6:12	6:06	FD9020708	2/7/2008	6:12	809 RU	1434	3031	4346	<	0.010	0.0023	<	100	23	0.010	
188	FD-8	6:18	6:12	FD8020708	2/7/2008	6:18	810 RU	1434	3043	4363	<	0.010	0.0023	<	100	23	0.010	
189	FD-6	6:08	6:02	FD6020708	2/7/2008	6:08	811 RU	1434	3040	4359	<	0.010	0.0023	<	100	23	0.010	
190	FD-4	6:56	7:00	FD4020708	2/7/2008	6:56	812 RU	1444	3082	4450	<	0.010	0.0023	<	100	22	0.010	2008020382
191	FD-1	6:05	6:00	FD1020708	2/7/2008	6:05	813 RU	1435	2794	4010	<	0.010	0.0025	<	100	25	0.010	Receipt: 2/13/2008
192	FD-11	5:52	5:32	FD11020808	2/8/2008	5:52	772 RU	4300	3052	13125	<	0.010	0.00076		390	30	0.003	Report: 2/20/2008
193	FD-10	5:57	5:40	FD10020808	2/8/2008	5:57	773 RU	4303	2970	12779		0.011	0.00087		340	26	0.003	HexCr: 2/18/2008
194	FD-9	6:06	5:55	FD9020808	2/8/2008	6:06	774 RU	4309	3041	13104		0.013	0.0010		400	31	0.003	TotPart: 2/14/2008
195	FD-8	6:12	6:10	FD8020808	2/8/2008	6:12	775 RU	4318	3096	13369		0.020	0.0015		390	29	0.005	
196	FD-6	6:02	6:45	FD6020808	2/8/2008	6:02	776 RU	4363	3103	13537		0.023	0.0017		460	34	0.005	
197	FD-4	7:00	6:55	FD4020808	2/8/2008	7:00	777 RU	4315	3094	13352	<	0.010	0.00076		290	22	0.003	
198	FD-1	6:00	6:50	FD1020808	2/8/2008	6:00	778 RU	4370	2834	12386	<	0.010	0.00082		420	34	0.002	
199	FD-11	5:32	5:30	FD11021108	2/11/2008	5:32	779 RU	1438	3131	4502	<	0.010	0.0022		150	34	0.007	
200	FD-10	5:40	5:35	FD10021108	2/11/2008	5:40	780 RU	1435	2969	4260		0.013	0.0030		100	24	0.013	

Sample Identification											Results							
Location ID		Start Time	End Time	Field Sample ID	Sample Date	Sample Time	Filter #	Sampling Time (Min)	Avg Flow Rate (mlPM)	Total Volume (L)	Hexavalent Chromium (ug)		(ug/m3)	Total Particulate (ug)		(ug/m3)	% Cr6	Laboratory Work Order # (LWO#)
201	FD-9	5:55	5:45	FD9021108	2/11/2008	5:55	781 RU	1430	2983	4266	<	0.010	0.0024	<	100	23	0.010	
202	FD-8	6:10	5:50	FD8021108	2/11/2008	6:10	782 RU	1420	3136	4453		0.011	0.0026	<	100	22	0.011	
203	FD-6	6:45	5:55	FD6021108	2/11/2008	6:45	783 RU	1390	3182	4423		0.018	0.0040		120	26	0.015	
204	FD-4	6:55	6:45	FD4021108	2/11/2008	6:55	784 RU	1430	3093	4422	<	0.010	0.0023	<	100	23	0.010	
205	FD-1	6:50	6:05	FD1021108	2/11/2008	6:50	785 RU	1395	2897	4042	<	0.010	0.0025		110	26	0.009	
206	FD-11	5:30	10:00	FD11021208	2/12/2008	5:30	788 RU	1710	3131	5354	<	0.010	0.0019		140	25	0.007	
207	FD-10	5:35	10:05	FD10021208	2/12/2008	5:35	789 RU	1710	2969	5076	<	0.010	0.0020		120	23	0.008	2008020589
208	FD-9	5:45	9:50	FD9021208	2/12/2008	5:45	790 RU	1685	2983	5026	<	0.010	0.0020		140	27	0.007	Receipt: 2/19/2008
209	FD-8	5:50	10:10	FD8021208	2/12/2008	5:50	791 RU	1700	3136	5331	<	0.010	0.0019		130	25	0.008	Report: 2/27/2008
210	FD-6	**Pump found off @ pickup - sample discarded**																HexCr: 2/25/2008
211	FD-4	6:45	9:43	FD4021208	2/12/2008	6:45	793 RU	1618	3093	5004	<	0.010	0.0020		110	23	0.009	TotPart: 2/20/2008
212	FD-1	6:05	9:30	FD1021208	2/12/2008	6:05	794 RU	1645	2897	4766	<	0.010	0.0021	<	160	33	0.006	
213	FD-11	10:00	5:40	FD11021308	2/13/2008	10:00	751 RU	1180	3131	3695		0.011	0.0031	<	100	27	0.011	
214	FD-10	10:05	5:47	FD10021308	2/13/2008	10:05	752 RU	1182	2969	3509	<	0.010	0.0029	<	100	29	0.010	
215	FD-9	9:50	6:00	FD9021308	2/13/2008	9:50	753 RU	1210	2983	3610		0.020	0.0057	<	100	28	0.020	
216	FD-8	10:10	6:15	FD8021308	2/13/2008	10:10	754 RU	1205	3136	3779	<	0.010	0.0027	<	100	26	0.010	
217	FD-6	9:35	6:30	FD6021308	2/13/2008	9:35	755 RU	1255	3182	3994		0.012	0.003	<	100	25	0.012	
218	FD-4	9:43	6:45	FD4021308	2/13/2008	9:43	756 RU	1262	3093	3903		0.013	0.0033	<	100	26	0.013	
219	FD-1	9:30	6:35	FD1021308	2/13/2008	9:30	757 RU	1265	2897	3665	<	0.010	0.0028	<	100	27	0.010	
220	FD-11	5:40	5:45	FD11021408	2/14/2008	5:40	758 RU	1445	3176	4589	<	0.010	0.0022	<	100	22	0.010	
221	FD-10	5:47	5:53	FD10021408	2/14/2008	5:47	759 RU	1446	2901	4195	<	0.010	0.0024	<	100	24	0.010	
222	FD-9	6:00	6:05	FD9021408	2/14/2008	6:00	760 RU	1445	2951	4264	<	0.010	0.0024	<	100	23	0.010	
223	FD-8	6:15	6:15	FD8021408	2/14/2008	6:15	761 RU	1440	3128	4505	<	0.010	0.0022	<	100	22	0.010	
224	FD-6	6:30	6:38	FD6021408	2/14/2008	6:30	762 RU	1448	3142	4550	<	0.010	0.0022	<	100	22	0.010	
225	FD-4	6:45	6:55	FD4021408	2/14/2008	6:45	763 RU	1450	3119	4523	<	0.010	0.0022	<	100	22	0.010	2008020644
226	FD-1	6:35	6:44	FD1021408	2/14/2008	6:35	764 RU	1449	2892	4190		0.250	0.059	<	100	24	0.250	Receipt: 2/20/2008
227	FD-11	5:45	5:40	FD11021508	2/15/2008	5:45	1819 RU	5755	3148	18114	<	0.010	0.00055		300	16	0.003	Report: 2/28/2008
228	FD-10	5:53	5:46	FD10021508	2/15/2008	5:53	1820 RU	5753	2929	16848	<	0.010	0.00060	<	100	59	0.010	HexCr: 2/26/2008
229	FD-9	6:05	5:55	FD9021508	2/15/2008	6:05	1821 RU	5750	2998	17240	<	0.010	0.00058		320	19	0.003	TotPart: 2/21/2008
230	FD-8	6:15	6:09	FD8021508	2/15/2008	6:15	1822 RU	5754	3124	17975	<	0.010	0.00056		260	14	0.004	
231	FD-6	6:38	6:35	FD6021508	2/15/2008	6:38	1823 RU	5757	3089	17784	<	0.010	0.00056		320	18	0.003	
232	FD-4	6:55	6:45	FD4021508	2/15/2008	6:55	1824 RU	5750	3109	17878	<	0.010	0.00056		200	11	0.005	
233	FD-1	6:44	6:40	FD1021508	2/15/2008	6:44	1825 RU	5756	2847	16386	<	0.010	0.00061		290	18	0.003	
234	FD-11	5:40	5:45	FD11021908	2/19/2008	5:40	1826 RU	1445	3140	4537	<	0.010	0.0022	<	100	22	0.010	
235	FD-10	5:46	5:50	FD10021908	2/19/2008	5:46	1827 RU	1444	2982	4306	<	0.010	0.0022	<	100	23	0.010	
236	FD-9	5:55	6:00	FD9021908	2/19/2008	5:55	1828 RU	1445	2990	4321	<	0.010	0.0022	<	100	23	0.010	
237	FD-8	6:09	6:20	FD8021908	2/19/2008	6:09	1829 RU	1451	3113	4517	<	0.010	0.0022	<	100	22	0.010	
238	FD-6	6:35	6:35	FD6021908	2/19/2008	6:35	1830 RU	1440	3175	4572	<	0.010	0.0022	<	100	22	0.010	
239	FD-4	6:45	6:50	FD4021908	2/19/2008	6:45	1831 RU	1445	3029	4376	<	0.010	0.0022	<	100	22	0.010	2008020848
240	FD-1	6:40	6:45	FD1021908	2/19/2008	6:40	1832 RU	1445	2830	4089	<	0.010	0.0022	<	100	22	0.010	Receipt: 2/25/2008
241	FD-11	5:45	5:40	FD11022008	2/20/2008	5:45	1841 RU	1435	3162	4537	<	0.010	0.0022	<	100	22	0.010	Report: 3/4/2008
242	FD-10	5:50	5:50	FD10022008	2/20/2008	5:50	1842 RU	1440	2999	4318	<	0.010	0.0022	<	100	22	0.010	HexCr: 2/29/2008
243	FD-9	6:00	5:58	FD9022008	2/20/2008	6:00	1843 RU	1438	2960	4257	<	0.010	0.0022	<	100	22	0.010	TotPart: 2/27/2008
244	FD-8	6:20	6:10	FD8022008	2/20/2008	6:20	1844 RU	1430	3109	4445	<	0.010	0.0022	<	100	22	0.010	
245	FD-6	6:35	6:30	FD6022008	2/20/2008	6:35	1845 RU	1435	3217	4617	<	0.010	0.0022	<	100	22	0.010	
246	FD-4	6:50	6:45	FD4022008	2/20/2008	6:50	1846 RU	1435	2973	4266	<	0.010	0.0022	<	100	22	0.010	
247	FD-1	6:45	6:40	FD1022008	2/20/2008	6:45	1847 RU	1435	2868	4115	<	0.010	0.0022		130	31	0.008	
248	FD-11	5:40	10:00	FD11022108	2/21/2008	5:40	1848 RU	1700	3163	5378	<	0.010	0.0019		130	25	0.008	
249	FD-10	5:50	10:15	FD10022108	2/21/2008	5:50	1849 RU	1705	3024	5155	<	0.010	0.0020	<	100	19	0.010	
250	FD-9	5:58	10:20	FD9022108	2/21/2008	5:58	1850 RU	1702	2981	5074	<	0.010	0.0020		110	22	0.009	

Sample Identification											Results							
Location ID		Start Time	End Time	Field Sample ID	Sample Date	Sample Time	Filter #	Sampling Time (Min)	Avg Flow Rate (mlPM)	Total Volume (L)	Hexavalent Chromium (ug)		(ug/m3)	Total Particulate (ug)		(ug/m3)	% Cr6	Laboratory Work Order # (LWO#)
251	FD-8	6:10	9:55	FD8022108	2/21/2008	6:10	1851 RU	1665	3137	5223		0.010	0.0020		110	21	0.009	
252	FD-6	6:30	7:00	FD6022108	2/21/2008	6:30	1852 RU	1470	3178	4671	<	0.010	0.0022		130	27	0.008	
253	FD-4	6:45	9:50	FD4022108	2/21/2008	6:45	1853 RU	1625	2912	4732	<	0.010	0.0021	<	100	21	0.010	2008020944
254	FD-1	6:40	7:05	FD1022108	2/21/2008	6:40	1854 RU	1465	2947	4318		0.014	0.0033		170	40	0.008	Receipt: 2/27/2008
255	FD-11	10:00	5:45	FD11022208	2/22/2008	10:00	1863 RU	4065	3163	12859		0.013	0.00097		250	19	0.005	Report: 3/5/2008
256	FD-10	10:15	5:55	FD10022208	2/22/2008	10:15	1864 RU	4060	2965	12036	<	0.010	0.00084		250	21	0.004	HexCr: 3/5/2008
257	FD-9	10:20	6:10	FD9022208	2/22/2008	10:20	1865 RU	4070	2981	12133	<	0.010	0.00083		350	29	0.003	TotPart: 2/28/2008
258	FD-8	9:55	6:20	FD8022208	2/22/2008	9:55	1866 RU	4105	3137	12877		0.013	0.0010		290	22	0.004	
259	FD-6	7:00	6:30	FD6022208	2/22/2008	7:00	1867 RU	4290	3178	13632		0.015	0.0011		300	22	0.005	
260	FD-4	9:50	6:45	FD4022208	2/22/2008	9:50	1868 RU	4135	2978	12315	<	0.010	0.00082		280	22	0.004	
261	FD-1	7:05	6:35	FD1022208	2/22/2008	7:05	1869 RU	4290	2947	12643	<	0.010	0.00080		280	22	0.004	
262	FD-11	5:45	5:55	FD11022508	2/25/2008	5:45	1870 RU	1450	3111	4511	<	0.010	0.0022		210	47	0.005	
263	FD-10	5:55	5:59	FD10022508	2/25/2008	5:55	1871 RU	1444	3022	4364	<	0.010	0.0023		200	46	0.005	
264	FD-9	6:10	6:08	FD9022508	2/25/2008	6:10	1872 RU	1438	3012	4332	<	0.010	0.0023		280	64	0.004	
265	FD-8	6:20	6:14	FD8022508	2/25/2008	6:20	1873 RU	1434	3073	4407	<	0.010	0.0023		180	40	0.006	
266	FD-6	6:30	6:05	FD6022508	2/25/2008	6:30	1874 RU	1415	3086	4366	<	0.010	0.0023		180	41	0.006	
267	FD-4	6:45	6:57	FD4022508	2/25/2008	6:45	1875 RU	1452	3014	4376		0.012	0.0027		160	37	0.008	
268	FD-1	6:35	6:03	FD1022508	2/25/2008	6:35	1876 RU	1408	2916	4105	<	0.010	0.0025		170	41	0.006	
269	FD-11	5:55	5:53	FD11022608	2/26/2008	5:55	1879 RU	1438	3078	4426	<	0.010	0.0023		180	40	0.006	
270	FD-10	5:59	5:58	FD10022608	2/26/2008	5:59	1880 RU	1439	3123	4493	<	0.010	0.0023		170	38	0.006	2008021099
271	FD-9	6:08	6:10	FD9022608	2/26/2008	6:08	1881 RU	1442	3078	4438	<	0.010	0.0023		250	55	0.004	Receipt: 2/29/2008
272	FD-8	6:14	6:16	FD8022608	2/26/2008	6:14	1882 RU	1442	2965	4275	<	0.010	0.0024		190	44	0.005	Report: 3/5/2008
273	FD-6	6:05	6:05	FD6022608	2/26/2008	6:05	1883 RU	1440	2996	4314	<	0.010	0.0023		200	46	0.005	HexCr: 3/5/2008
274	FD-4	6:57	6:57	FD4022608	2/26/2008	6:57	1884 RU	1440	3034	4369	<	0.010	0.0023		170	40	0.006	TotPart: 3/3/2008
275	FD-1	6:03	6:02	FD1022608	2/26/2008	6:03	1885 RU	1439	2830	4072	<	0.010	0.0025		220	54	0.005	
276	FD-11	5:53	5:56	FD11022708	2/27/2008	5:53	1892 RU	1443	3064	4421	<	0.010	0.0023	<	100	23	0.010	
277	FD-10	5:58	6:00	FD10022708	2/27/2008	5:58	1912 RU	1442	3067	4423		0.031	0.0070	<	100	23	0.031	
278	FD-9	6:10	6:12	FD9022708	2/27/2008	6:10	1913 RU	1442	3107	4480		0.012	0.0026	<	100	22	0.012	
279	FD-8	6:16	6:03	FD8022708	2/27/2008	6:16	1914 RU	1427	2959	4223	<	0.010	0.0024	<	100	24	0.010	
280	FD-6	6:05	6:08	FD6022708	2/27/2008	6:05	1915 RU	1443	2994	4321	<	0.010	0.0023	<	100	23	0.010	
281	FD-4	6:57	7:00	FD4022708	2/27/2008	6:57	1916 RU	1443	3014	4349	<	0.010	0.0023	<	100	23	0.010	
282	FD-1	6:02	6:06	FD1022708	2/27/2008	6:02	1917 RU	1444	2882	4162	<	0.010	0.0024	<	100	24	0.010	
283	FD-11	5:56	5:55	FD11022808	2/28/2008	5:56	1899 RU	1439	3110	4475		0.016	0.0036		120	28	0.013	
284	FD-10	6:00	5:59	FD10022808	2/28/2008	6:00	1900 RU	1439	3062	4406		0.015	0.0033		150	35	0.010	
285	FD-9	6:12	6:12	FD9022808	2/28/2008	6:12	1901 RU	1440	3102	4466		0.023	0.0051	<	100	22	0.023	
286	FD-8	6:03	6:03	FD8022808	2/28/2008	6:03	1902 RU	1440	2956	4256		0.013	0.0031	<	100	23	0.013	
287	FD-6	6:08	6:08	FD6022808	2/28/2008	6:08	1903 RU	1440	2997	4315		0.015	0.0035		110	25	0.014	
288	FD-4	7:00	6:55	FD4022808	2/28/2008	7:00	1904 RU	1435	2993	4295		0.013	0.0030	<	100	23	0.013	2008030044
289	FD-1	6:06	6:06	FD1022808	2/28/2008	6:06	1905 RU	1440	2922	4207	<	0.010	0.0024		160	38	0.006	Received: 3/4/2008
290	FD-11	5:55	6:00	FD11022908	2/29/2008	5:55	1895 RU	4325	3164	13686	<	0.010	0.00074		320	23	0.003	Report: 3/11/2008
291	FD-10	5:59	6:03	FD10022908	2/29/2008	5:59	1896 RU	4324	3087	13346		0.010	0.00078		230	17	0.004	Cr Anal: 3/7/2008
292	FD-9	6:12	6:12	FD9022908	2/29/2008	6:12	1897 RU	4320	3076	13288		0.011	0.00085		270	20	0.004	Part Anal: 3/5/2008
293	FD-8	6:03	6:18	FD8022908	2/29/2008	6:03	1898 RU	4335	2945	12767		0.010	0.00081		230	18	0.004	
294	FD-6	6:08	6:08	FD6022908	2/29/2008	6:08	1919 RU	4320	3060	13218		0.022	0.0017		300	22	0.007	
295	FD-4	6:55	6:58	FD4022908	2/29/2008	6:55	1920 RU	4323	2980	12881		0.017	0.0013		240	19	0.007	
296	FD-1	6:06	6:06	FD1022908	2/29/2008	6:06	1921 RU	4320	2875	12421		0.017	0.0014		280	23	0.006	
297	FD-11	6:00	5:55	FD11030308	3/3/2008	6:00	1923 RU	1435	3126	4485	<	0.010	0.0022		300	68	0.003	
298	FD-10	6:03	6:00	FD10030308	3/3/2008	6:03	1924 RU	1437	3082	4428	<	0.010	0.0023		130	28	0.008	
299	FD-9	6:12	6:09	FD9030308	3/3/2008	6:12	1925 RU	1437	3056	4391	<	0.010	0.0023		150	33	0.007	
300	FD-8	6:18	6:14	FD8030308	3/3/2008	6:18	1926 RU	1436	2956	4245	<	0.010	0.0024		160	37	0.006	

Sample Identification											Results							
Location ID		Start Time	End Time	Field Sample ID	Sample Date	Sample Time	Filter #	Sampling Time (Min)	Avg Flow Rate (mlPM)	Total Volume (L)	Hexavalent Chromium (ug)		(ug/m3)	Total Particulate (ug)		(ug/m3)	% Cr6	Laboratory Work Order # (LWO#)
301	FD-6	6:08	6:06	FD6030308	3/3/2008	6:08	1927 RU	1438	3039	4370	<	0.010	0.0023		180	42	0.006	2008030221 Received 3/10/08 Cr6 anal 3/13/08 Part anal 3/11/08
302	FD-4	6:58	6:51	FD4030308	3/3/2008	6:58	1928 RU	1433	2945	4220	<	0.010	0.0024		180	42	0.006	
303	FD-1	6:06	6:03	FD1030308	3/3/2008	6:06	1929 RU	1437	2794	4015	<	0.010	0.0025		190	48	0.005	
304	FD-11	5:55	5:54	FD11030408	3/4/2008	5:55	1932 RU	1439	3110	4475	<	0.010	0.0023		190	43	0.005	
305	FD-10	6:00	6:00	FD10030408	3/4/2008	6:00	1933 RU	1440	3099	4462	<	0.010	0.0023		150	34	0.007	
306	FD-9	6:09	6:08	FD9030408	3/4/2008	6:09	1934 RU	1439	3080	4432	<	0.010	0.0023		170	38	0.006	
307	FD-8	6:14	6:14	FD8030408	3/4/2008	6:14	1935 RU	1440	2968	4274	<	0.010	0.0024		150	35	0.007	
308	FD-6	6:06	6:05	FD6030408	3/4/2008	6:06	1936 RU	1439	3002	4320	<	0.010	0.0023		170	39	0.006	
309	FD-4	6:51	6:53	FD4030408	3/4/2008	6:51	1937 RU	1442	2982	4300	<	0.010	0.0023		150	35	0.007	
310	FD-1	6:03	6:02	FD1030408	3/4/2008	6:03	1938 RU	1439	2793	4019	<	0.010	0.0025		150	38	0.007	
311	FD-11	5:54	5:48	FD11030508	3/5/2008	5:54	1945 RU	1434	3108	4456	<	0.010	0.0023	<	100	22	0.010	
312	FD-10	6:00	5:52	FD10030508	3/5/2008	6:00	1946 RU	1432	3101	4440	<	0.010	0.0023	<	100	23	0.010	
313	FD-9	6:08	6:10	FD9030508	3/5/2008	6:08	1947 RU	1442	3080	4442	<	0.010	0.0023	<	100	23	0.010	
314	FD-8	6:14	5:56	FD8030508	3/5/2008	6:14	1948 RU	1422	3024	4300	<	0.010	0.0023	<	100	23	0.010	
315	FD-6	6:05	6:03	FD6030508	3/5/2008	6:05	1949 RU	1438	3098	4454	<	0.010	0.0023	<	100	22	0.010	
316	FD-4	6:53	6:53	FD4030508	3/5/2008	6:53	1950 RU	1440	3070	4421	<	0.010	0.0023	<	100	23	0.010	
317	FD-1	6:02	6:00	FD1030508	3/5/2008	6:02	1951 RU	1438	2834	4075	<	0.010	0.0025	<	100	25	0.010	
318	FD-11	5:48	6:00	FD11030608	3/6/2008	5:48	1952 RU	1452	3098	4498	<	0.010	0.0023		200	45	0.005	2008030281 Received 3/11/08 Cr6 anal 3/19/08 Part anal 3/17/08
319	FD-10	5:52	6:05	FD10030608	3/6/2008	5:52	1953 RU	1453	3131	4549	<	0.010	0.0022		140	30	0.007	
320	FD-9	6:10	6:14	FD9030608	3/6/2008	6:10	1954 RU	1444	3045	4396	<	0.010	0.0023		150	34	0.007	
321	FD-8	5:56	6:20	FD8030608	3/6/2008	5:56	1955 RU	1464	3085	4517	<	0.010	0.0022		160	35	0.006	
322	FD-6	6:03	6:10	FD6030608	3/6/2008	6:03	1956 RU	1447	3117	4510	<	0.010	0.0022		160	35	0.006	
323	FD-4	6:53	6:53	FD4030608	3/6/2008	6:53	1957 RU	1440	3073	4425	<	0.010	0.0023		150	34	0.007	
324	FD-1	6:00	6:08	FD1030608	3/6/2008	6:00	1958 RU	1448	2830	4098	<	0.010	0.0025		170	41	0.006	
325	FD-11	6:00	6:12	FD11030708	3/7/2008	6:00	922 RU	4332	3071	13305		0.015	0.0012		260	20	0.006	
326	FD-10	6:05	6:07	FD10030708	3/7/2008	6:05	923 RU	4322	3138	13562	<	0.010	0.00075		200	15	0.005	
327	FD-9	6:14	6:00	FD9030708	3/7/2008	6:14	924 RU	4306	3010	12961	<	0.010	0.00078		170	13	0.006	
328	FD-8	6:20	5:55	FD8030708	3/7/2008	6:20	925 RU	4295	3093	13285	<	0.010	0.00076		140	11	0.007	
329	FD-6	6:10	5:48	FD6030708	3/7/2008	6:10	926 RU	4298	3081	13241	<	0.010	0.00077		200	15	0.005	
330	FD-4	6:53	6:22	FD4030708	3/7/2008	6:53	927 RU	4289	3100	13296	<	0.010	0.00076		190	15	0.005	
331	FD-1	6:08	5:50	FD1030708	3/7/2008	6:08	928 RU	4302	2838	12207	<	0.010	0.00083		340	28	0.003	
332	FD-11	6:12	5:38	FD11031008	3/10/2008	6:12	929 RU	1406	3074	4323	<	0.010	0.0023		130	29	0.008	2008030426 Received 3/14/08 Cr6 anal 3/19/08 Part anal 3/17/08
333	FD-10	6:07	5:43	FD10031008	3/10/2008	6:07	930 RU	1416	3122	4420	<	0.010	0.0023		110	26	0.009	
334	FD-9	6:00	6:14	FD9031008	3/10/2008	6:00	931 RU	1454	3046	4428	<	0.010	0.0023		130	29	0.008	
335	FD-8	5:55	5:46	FD8031008	3/10/2008	5:55	932 RU	1431	3135	4485	<	0.010	0.0023	<	100	22	0.010	
336	FD-6	5:48	6:04	FD6031008	3/10/2008	5:48	933 RU	1456	3062	4458	<	0.010	0.0023		120	27	0.008	
337	FD-4	6:22	6:19	FD4031008	3/10/2008	6:22	934 RU	1437	3147	4522	<	0.010	0.0022	<	100	22	0.010	
338	FD-1	5:50	6:11	FD1031008	3/10/2008	5:50	935 RU	1461	2899	4236	<	0.010	0.0024	<	100	24	0.010	
339	FD-11	5:38	5:31	FD11031108	3/11/2008	5:38	936 RU	1433	3089	4426	<	0.010	0.0023		180	42	0.006	
340	FD-10	5:43	5:36	FD10031108	3/11/2008	5:43	937 RU	1433	3108	4453	<	0.010	0.0023		150	33	0.007	
341	FD-9	6:14	6:05	FD9031108	3/11/2008	6:14	938 RU	1431	3047	4360	<	0.010	0.0023		160	36	0.006	
342	FD-8	5:46	5:41	FD8031108	3/11/2008	5:46	939 RU	1435	3114	4469	<	0.010	0.0023		150	34	0.007	
343	FD-6	6:04	5:53	FD6031108	3/11/2008	6:04	940 RU	1429	2998	4284	<	0.010	0.0024		180	41	0.006	
344	FD-4	6:19	6:14	FD4031108	3/11/2008	6:19	1159 RU	1435	3095	4442	<	0.010	0.0023		160	36	0.006	
345	FD-1	6:11	6:00	FD1031108	3/11/2008	6:11	1158 RU	1429	2918	4170	<	0.010	0.0024		200	49	0.005	
346	FD-11	5:31	5:41	FD11031208	3/12/2008	5:31	909 RU	1450	3098	4492	<	0.010	0.0023		220	50	0.005	
347	FD-10	5:36	5:45	FD10031208	3/12/2008	5:36	910 RU	1449	3060	4433	<	0.010	0.0023		190	42	0.005	
348	FD-9	6:05	6:13	FD9031208	3/12/2008	6:05	911 RU	1448	3049	4414	<	0.010	0.0023		150	34	0.007	
349	FD-8	5:41	5:50	FD8031208	3/12/2008	5:41	912 RU	1449	3103	4496	<	0.010	0.0023		120	27	0.008	
350	FD-6	5:53	6:06	FD6031208	3/12/2008	5:53	913 RU	1453	3024	4394	<	0.010	0.0023		170	38	0.006	

Sample Identification											Results							
Location ID		Start Time	End Time	Field Sample ID	Sample Date	Sample Time	Filter #	Sampling Time (Min)	Avg Flow Rate (mlPM)	Total Volume (L)	Hexavalent Chromium (ug)		(ug/m3)	Total Particulate (ug)		(ug/m3)	% Cr6	Laboratory Work Order # (LWO#)
351	FD-4	6:14	6:20	FD4031208	3/12/2008	6:14	914 RU	1446	3058	4422	<	0.010	0.0023	<	100	23	0.010	
352	FD-1	6:00	6:10	FD1031208	3/12/2008	6:00	915 RU	1450	2873	4166	<	0.010	0.0024		160	38	0.006	
353	FD-11	5:41	5:30	FD11031308	3/13/2008	5:41	916 RU	1429	3055	4366		0.019	0.0043		200	46	0.010	
354	FD-10	5:45	5:34	FD10031308	3/13/2008	5:45	917 RU	1429	3034	4336	<	0.010	0.0023		110	26	0.009	
355	FD-9	6:13	6:02	FD9031308	3/13/2008	6:13	918 RU	1429	3037	4340	<	0.010	0.0023		130	29	0.008	
356	FD-8	5:50	5:36	FD8031308	3/13/2008	5:50	919 RU	1426	3121	4451	<	0.010	0.0023		160	35	0.006	
357	FD-6	6:06	5:52	FD6031308	3/13/2008	6:06	920 RU	1426	3041	4337		0.012	0.0027		150	34	0.008	
358	FD-4	6:20	6:11	FD4031308	3/13/2008	6:20	921 RU	1431	3096	4430		0.021	0.0047		150	33	0.014	2008030528
359	FD-1	6:10	5:57	FD1031308	3/13/2008	6:10	1156 RU	1427	2837	4048		0.016	0.0040		170	42	0.009	Received 3/18/08
360	FD-11	5:30	5:35	FD11031408	3/14/2008	5:30	877 RU	4325	3058	13226		0.027	0.0020		300	23	0.009	Cr6 anal 3/26/08
361	FD-10	5:34	5:39	FD10031408	3/14/2008	5:34	878 RU	4325	3041	13151	<	0.010	0.0008		240	18	0.004	Part anal 3/19/08
362	FD-9	6:02	6:05	FD9031408	3/14/2008	6:02	879 RU	4323	2993	12941		0.017	0.0013		280	22	0.006	
363	FD-8	5:36	5:42	FD8031408	3/14/2008	5:36	880 RU	4326	3068	13270		0.018	0.0013		290	22	0.006	
364	FD-6	5:52	5:56	FD6031408	3/14/2008	5:52	881 RU	4324	2993	12940	<	0.010	0.0008		270	21	0.004	
365	FD-4	6:11	6:13	FD4031408	3/14/2008	6:11	882 RU	4322	3102	13409	<	0.010	0.0008		290	22	0.003	
366	FD-1	5:57	6:02	FD1031408	3/14/2008	5:57	883 RU	4325	2819	12192	<	0.010	0.0008		320	26	0.003	
367	FD-11	5:35	5:37	FD11031708	3/17/2008	5:35	884 RU	1442	3110	4485	<	0.010	0.0023	<	100	22	0.010	
368	FD-10	5:39	5:42	FD10031708	3/17/2008	5:39	885 RU	1443	3038	4384	<	0.010	0.0023	<	100	23	0.010	
369	FD-9	6:05	6:07	FD9031708	3/17/2008	6:05	886 RU	1442	2989	4310	<	0.010	0.0024	<	100	23	0.010	
370	FD-8	5:42	5:46	FD8031708	3/17/2008	5:42	887 RU	1444	3079	4445	<	0.010	0.0023	<	100	22	0.010	
371	FD-6	5:56	6:00	FD6031708	3/17/2008	5:56	888 RU	1444	3043	4393	<	0.010	0.0023	<	100	23	0.010	
372	FD-4	6:13	6:15	FD4031708	3/17/2008	6:13	889 RU	1442	3134	4520	<	0.010	0.0023	<	100	22	0.010	
373	FD-1	6:02	6:04	FD1031708	3/17/2008	6:02	890 RU	1442	2861	4126	<	0.010	0.0025	<	100	24	0.010	
374	FD-11	5:37	5:29	FD11031808	3/18/2008	5:37	1087 RU	1432	3096	4433	<	0.010	0.0023		190	43	0.005	
375	FD-10	5:42	5:34	FD10031808	3/18/2008	5:42	1088 RU	1432	3050	4368		0.012	0.0027	<	100	23	0.012	2008030731
376	FD-9	6:07	5:44	FD9031808	3/18/2008	6:07	1089 RU	1417	2963	4199	<	0.010	0.0024		100	25	0.010	Received 3/24/08
377	FD-8	5:46	5:39	FD8031808	3/18/2008	5:46	1090 RU	1433	3115	4464	<	0.010	0.0023		150	34	0.007	Cr6 anal 3/28/08
378	FD-6	6:00	5:57	FD6031808	3/18/2008	6:00	1091 RU	1437	3034	4359		0.014	0.0033		130	30	0.011	Part anal 3/25/08
379	FD-4	6:15	6:14	FD4031808	3/18/2008	6:15	1092 RU	1439	3086	4440	<	0.010	0.0023		130	29	0.008	
380	FD-1	6:04	6:05	FD1031808	3/18/2008	6:04	1093 RU	1441	2845	4099	<	0.010	0.0025		120	30	0.008	
381	FD-11	5:29	5:36	FD11031908	3/19/2008	5:29	1100 RU	1447	3096	4480	<	0.010	0.0023		160	35	0.006	
382	FD-10	5:34	5:41	FD10031908	3/19/2008	5:34	1101 RU	1447	3066	4436	<	0.010	0.0023		180	42	0.006	
383	FD-9	5:44	6:12	FD9031908	3/19/2008	5:44	1102 RU	1468	2947	4326	<	0.010	0.0024		130	31	0.008	
384	FD-8	5:39	5:46	FD8031908	3/19/2008	5:39	1103 RU	1447	3124	4521	<	0.010	0.0023		140	32	0.007	
385	FD-6	5:57	6:01	FD6031908	3/19/2008	5:57	1104 RU	1444	2992	4321	<	0.010	0.0024		150	34	0.007	
386	FD-4	6:14	6:16	FD4031908	3/19/2008	6:14	1105 RU	1442	2992	4314	<	0.010	0.0024		170	39	0.006	
387	FD-1	6:05	6:07	FD1031908	3/19/2008	6:05	1106 RU	1442	2785	4016	<	0.010	0.0025		140	34	0.007	
388	FD-11	5:36	5:45	FD11032008	3/20/2008	5:36	1107 RU	1449	3090	4477	<	0.010	0.0023	<	100	22	0.010	
389	FD-10	5:41	5:49	FD10032008	3/20/2008	5:41	1108 RU	1448	3048	4413	<	0.010	0.0023	<	100	23	0.010	
390	FD-9	6:12	6:12	FD9032008	3/20/2008	6:12	1109 RU	1440	2990	4305	<	0.010	0.0024	<	100	23	0.010	
391	FD-8	5:46	5:54	FD8032008	3/20/2008	5:46	1110 RU	1448	3120	4518	<	0.010	0.0023	<	100	22	0.010	
392	FD-6	6:01	6:05	FD6032008	3/20/2008	6:01	1111 RU	1444	3025	4368	<	0.010	0.0023	<	100	23	0.010	
393	FD-4	6:16	6:19	FD4032008	3/20/2008	6:16	1112 RU	1443	3075	4437	<	0.010	0.0023	<	100	23	0.010	2008030810
394	FD-1	6:07	6:10	FD1032008	3/20/2008	6:07	1113 RU	1443	2824	4074	<	0.010	0.0025	<	100	25	0.010	Received 3/25/08
395	FD-11	5:45	5:35	FD11032108	3/21/2008	5:45	1121 RU	4310	3082	13283		0.013	0.0010		100	8	0.013	Cr6 anal 3/28/08
396	FD-10	5:49	5:40	FD10032108	3/21/2008	5:49	1122 RU	4311	3042	13115		0.012	0.00091		100	11	0.012	Part anal 3/27/08
397	FD-9	6:12	6:04	FD9032108	3/21/2008	6:12	1123 RU	4312	3058	13186		0.011	0.00087		100	11	0.011	
398	FD-8	5:54	5:43	FD8032108	3/21/2008	5:54	1124 RU	4309	3115	13422	<	0.010	0.00076	<	100	7	0.010	
399	FD-6	6:05	5:54	FD6032108	3/21/2008	6:05	1125 RU	4309	3071	13233	<	0.010	0.00077		100	15	0.010	
400	FD-4	6:19	6:00	FD4032108	3/21/2008	6:19	1127 RU	4301	3206	13789	<	0.010	0.00074	<	100	7	0.010	

Sample Identification											Results								
Location ID		Start Time	End Time	Field Sample ID	Sample Date	Sample Time	Filter #	Sampling Time (Min)	Avg Flow Rate (mlPM)	Total Volume (L)	Hexavalent Chromium (ug)		(ug/m3)	Total Particulate (ug)		(ug/m3)	% Cr6	Laboratory Work Order # (LWO#)
401	FD-1	6:10	6:01	FD1032108	3/21/2008	6:10	1128 RU	4311	2877	12404	<	0.010	0.00083		100	9	0.010	
402	FD-11	5:35	5:40	FD11032408	3/24/2008	5:35	1130 RU	1445	3046	4402	<	0.010	0.0023		120	28	0.008	
403	FD-10	5:40	5:44	FD10032408	3/24/2008	5:40	1131 RU	1444	3042	4393	<	0.010	0.0023		110	26	0.009	
404	FD-9	6:04	6:05	FD9032408	3/24/2008	6:04	1132 RU	1441	3009	4336		0.014	0.0032		140	31	0.010	
405	FD-8	5:43	5:46	FD8032408	3/24/2008	5:43	1133 RU	1443	3095	4466		0.017	0.0038		140	30	0.012	
406	FD-6	5:54	5:56	FD6032408	3/24/2008	5:54	1134 RU	1442	3046	4392	<	0.010	0.0023		160	37	0.006	
407	FD-4	6:00	6:13	FD4032408	3/24/2008	6:00	1140 RU	1453	3058	4443	<	0.010	0.0023		130	29	0.008	
408	FD-1	6:01	6:01	FD1032408	3/24/2008	6:01	1141 RU	1440	2837	4085	<	0.010	0.0025		130	31	0.008	
409	FD-11	5:40	5:42	FD11032508	3/25/2008	5:40	1142 RU	1442	3013	4345	<	0.010	0.0024		210	49	0.005	
410	FD-10	5:44	5:47	FD10032508	3/25/2008	5:44	1143 RU	1443	3034	4378	<	0.010	0.0023		110	24	0.009	
411	FD-9	6:05	6:11	FD9032508	3/25/2008	6:05	1144 RU	1446	2967	4290	<	0.010	0.0024		110	26	0.009	2008031036 Received 3/28/08 Cr6 anal 4/4/08 Part anal 4/1/08
412	FD-8	5:46	5:51	FD8032508	3/25/2008	5:46	1200 RU	1445	3040	4392	<	0.010	0.0023		110	25	0.009	
413	FD-6	5:56	6:02	FD6032508	3/25/2008	5:56	1201 RU	1446	3021	4368	<	0.010	0.0024		140	32	0.007	
414	FD-4	6:13	6:18	FD4032508	3/25/2008	6:13	1202 RU	1445	2913	4210	<	0.010	0.0024		120	29	0.008	
415	FD-1	6:01	6:07	FD1032508	3/25/2008	6:01	1203 RU	1446	2851	4122	<	0.010	0.0025		120	30	0.008	
416	FD-11	5:42	5:44	FD11032608	3/26/2008	5:42	1216 RU	1442	3036	4377		0.010	0.0024		300	69	0.003	
417	FD-10	5:47	5:48	FD10032608	3/26/2008	5:47	1217 RU	1441	3044	4386	<	0.010	0.0023		270	61	0.004	
418	FD-9	6:11	6:12	FD9032608	3/26/2008	6:11	1218 RU	1441	3015	4345	<	0.010	0.0024		160	38	0.006	
419	FD-8	5:51	5:52	FD8032608	3/26/2008	5:51	1219 RU	1441	3027	4363		0.015	0.0035		210	48	0.007	
420	FD-6	6:02	6:03	FD6032608	3/26/2008	6:02	1220 RU	1441	3031	4368	<	0.010	0.0024		400	91	0.003	
421	FD-4	6:18	6:19	FD4032608	3/26/2008	6:18	1221 RU	1441	2952	4254	<	0.010	0.0024		180	42	0.006	
422	FD-1	6:07	6:09	FD1032608	3/26/2008	6:07	1222 RU	1442	2869	4137	<	0.010	0.0025		180	44	0.006	
423	FD-11	5:44	5:49	FD11032708	3/27/2008	5:44	1224 RU	1445	3035	4385		0.013	0.0031		240	55	0.005	
424	FD-10	5:48	5:53	FD10032708	3/27/2008	5:48	1225 RU	1445	3050	4407		0.012	0.0028		270	62	0.004	
425	FD-9	6:12	6:16	FD9032708	3/27/2008	6:12	1226 RU	1444	3046	4399		0.013	0.0030		190	43	0.007	
426	FD-8	5:52	5:58	FD8032708	3/27/2008	5:52	1223 RU	1446	3055	4418		0.024	0.0053		260	59	0.009	
427	FD-6	6:03	6:08	FD6032708	3/27/2008	6:03	1227 RU	1445	3008	4346		0.013	0.0029		220	52	0.006	
428	FD-4	6:19	6:22	FD4032708	3/27/2008	6:19	920 RW	1443	2980	4300	<	0.010	0.0024		200	47	0.005	
429	FD-1	6:09	6:14	FD1032708	3/27/2008	6:09	921 RW	1445	2826	4083	<	0.010	0.0025		200	49	0.005	2008040081 Received 4/3/08 Cr6 anal 4/10/08 Part anal 4/4/08
430	FD-11	5:49	5:40	FD11032808	3/28/2008	5:49	928 RW	4311	3049	13142	<	0.010	0.00078		170	13	0.006	
431	FD-10	5:53	5:47	FD10032808	3/28/2008	5:53	929 RW	4314	3073	13255	<	0.010	0.00077		160	12	0.006	
432	FD-9	6:16	6:05	FD9032808	3/28/2008	6:16	930 RW	4309	3044	13117	<	0.010	0.00078		200	15	0.005	
433	FD-8	5:58	6:13	FD8032808	3/28/2008	5:58	931 RW	4335	3077	13338	<	0.010	0.00077		230	17	0.004	
434	FD-6	6:08	6:35	FD6032808	3/28/2008	6:08	932 RW	4347	2993	13012	<	0.010	0.00079		240	19	0.004	
435	FD-4	6:22	6:50	FD4032808	3/28/2008	6:22	933 RW	4348	3000	13044	<	0.010	0.00079		190	15	0.005	
436	FD-1	6:14	6:40	FD1032808	3/28/2008	6:14	934 RW	4346	2842	12351	<	0.010	0.00083		260	21	0.004	
437	FD-11	5:40	5:42	FD11033108	3/31/2008	5:40	935 RW	1442	3087	4451		0.012	0.0027	<	100	22	0.012	
438	FD-10	5:47	5:50	FD10033108	3/31/2008	5:47	936 RW	1443	3126	4511		0.024	0.0056	<	100	24	0.024	
439	FD-9	6:05	6:05	FD9033108	3/31/2008	6:05	937 RW	1440	3013	4339		0.035	0.0080		100	24	0.035	2007040055 Received 4/3/07 Cr6 anal 4/10/07 Part anal 4/5/07
440	FD-8	6:13	6:15	FD8033108	3/31/2008	6:13	939 RW	1442	3081	4442		0.012	0.0026	<	100	23	0.012	
441	FD-6	6:35	6:30	FD6033108	3/31/2008	6:35	940 RW	1435	3038	4359		0.010	0.0024		110	25	0.009	
442	FD-4	6:50	6:45	FD4033108	3/31/2008	6:50	941 RW	1435	2983	4281		0.022	0.0054	<	100	25	0.022	
443	FD-1	6:40	6:40	FD1033108	3/31/2008	6:40	942 RW	1440	2834	4081		0.016	0.0035		180	39	0.009	
444	FD-11	5:42	5:35	FD11040108	4/1/2008	5:42	894 RW	1433	3100	4442	<	0.010	0.0023	<	100	23	0.010	
445	FD-10	5:50	5:45	FD10040108	4/1/2008	5:50	895 RW	1435	3152	4523		0.015	0.0032	<	100	22	0.015	
446	FD-9	6:05	5:58	FD9040108	4/1/2008	6:05	896 RW	1433	3008	4310		0.013	0.0029	<	100	23	0.013	
447	FD-8	6:15	6:15	FD8040108	4/1/2008	6:15	897 RW	1440	3069	4420	<	0.010	0.0023	<	100	23	0.010	
448	FD-6	6:30	6:30	FD6040108	4/1/2008	6:30	898 RW	1440	3079	4433	<	0.010	0.0023	<	100	23	0.010	
449	FD-4	6:45	6:45	FD4040108	4/1/2008	6:45	899 RW	1440	2939	4232	<	0.010	0.0024	<	100	24	0.010	2008040194 Received 4/7/08
450	FD-1	6:40	6:40	FD1040108	4/1/2008	6:40	900 RW	1440	2803	4037		0.017	0.0043	<	100	25	0.017	

Sample Identification											Results							
Location ID		Start Time	End Time	Field Sample ID	Sample Date	Sample Time	Filter #	Sampling Time (Min)	Avg Flow Rate (mlPM)	Total Volume (L)	Hexavalent Chromium (ug)		(ug/m3)	Total Particulate (ug)		(ug/m3)	% Cr6	Laboratory Work Order # (LWO#)
451	FD-11	5:35	5:42	FD11040208	4/2/2008	5:35	907 RW	1447	3102	4489		0.035	0.0079	<	100	22	0.035	Cr6 anal 4/14/08
452	FD-10	5:45	5:55	FD10040208	4/2/2008	5:45	908 RW	1450	3155	4574		0.025	0.0054		110	24	0.023	Part anal 4/8/08
453	FD-9	5:58	6:05	FD9040208	4/2/2008	5:58	909 RW	1447	3008	4353		0.031	0.0071		110	25	0.028	
454	FD-8	6:15	6:15	FD8040208	4/2/2008	6:15	910 RW	1440	3063	4411		0.025	0.0056	<	100	23	0.025	
455	FD-6	6:30	6:36	FD6040208	4/2/2008	6:30	911 RW	1446	3064	4430		0.022	0.0051	<	100	23	0.022	
456	FD-4	6:45	6:50	FD4040208	4/2/2008	6:45	912 RW	1445	2885	4168		0.027	0.0065	<	100	24	0.027	
457	FD-1	6:40	6:42	FD1040208	4/2/2008	6:40	913 RW	1442	2803	4042		0.052	0.013	<	100	25	0.052	
458	FD-11	5:42	5:46	FD11040308	4/3/2008	5:42	914 RW	1444	3081	4449		0.021	0.0048		220	50	0.010	
459	FD-10	5:55	5:55	FD10040308	4/3/2008	5:55	915 RW	1440	3114	4484	<	0.010	0.0023		170	38	0.006	
460	FD-9	6:05	6:05	FD9040308	4/3/2008	6:05	916 RW	1440	2983	4296		0.022	0.0051	<	100	23	0.022	
461	FD-8	6:15	6:10	FD8040308	4/3/2008	6:15	917 RW	1435	3075	4413	<	0.010	0.0023		100	23	0.010	
462	FD-6	6:36	6:30	FD6040308	4/3/2008	6:36	918 RW	1434	3054	4380		0.015	0.0034		130	31	0.012	
463	FD-4	6:50	6:50	FD4040308	4/3/2008	6:50	676 RW	1440	2965	4270	<	0.010	0.0024	<	100	23	0.010	2008040278
464	FD-1	6:42	6:40	FD1040308	4/3/2008	6:42	676 RW	1438	2819	4053		0.013	0.0032		110	28	0.012	Received 4/8/08
465	FD-11	5:46	5:55	FD11040408	4/4/2008	5:46	699 RW	4329	3060	13246		0.012	0.00090		190	14	0.006	Cr6 anal 4/15/08
466	FD-10	Pump found off @ pickup - sample discarded																Part anal 4/10/08
467	FD-9	6:05	6:16	FD9040408	4/4/2008	6:05	735 RW	4331	2971	12868	<	0.010	0.00080		210	16	0.005	
468	FD-8	6:10	6:12	FD8040408	4/4/2008	6:10	736 RW	4322	3089	13352	<	0.010	0.00077		190	14	0.005	
469	FD-6	6:30	6:09	FD6040408	4/4/2008	6:30	737 RW	4299	3052	13122		0.013	0.00096		200	15	0.007	
470	FD-4	6:50	6:45	FD4040408	4/4/2008	6:50	738 RW	4315	3051	13165	<	0.010	0.00078		190	14	0.005	
471	FD-1	6:40	6:07	FD1040408	4/4/2008	6:40	739 RW	4287	2824	12108	<	0.010	0.00085		180	15	0.006	
472	FD-11	5:55	5:56	FD11040708	4/7/2008	5:55	669 RW	1441	3060	4409	<	0.010	0.0023		100	24	0.010	
473	FD-10	6:00	6:00	FD10040708	4/7/2008	6:00	730 RW	1440	3108	4475	<	0.010	0.0023	<	100	22	0.010	
474	FD-9	6:16	6:10	FD9040708	4/7/2008	6:16	731 RW	1434	2971	4261	<	0.010	0.0024	<	100	23	0.010	
475	FD-8	6:12	6:16	FD8040708	4/7/2008	6:12	732 RW	1444	3089	4461		0.014	0.0032	<	100	22	0.014	
476	FD-6	6:09	6:06	FD6040708	4/7/2008	6:09	733 RW	1437	3052	4386		0.011	0.0025		140	31	0.008	
477	FD-4	6:45	6:45	FD4040708	4/7/2008	6:45	734 RW	1440	3051	4393	<	0.010	0.0024		110	26	0.009	
478	FD-1	6:07	6:03	FD1040708	4/7/2008	6:07	740 RW	1436	2824	4056	<	0.010	0.0026		120	29	0.008	
479	FD-11	5:56	6:06	FD11040808	4/8/2008	5:56	1084 RW	1450	3090	4481		0.014	0.0032		180	41	0.008	
480	FD-10	6:00	6:10	FD10040808	4/8/2008	6:00	1085 RW	1450	3146	4562	<	0.010	0.0023		180	39	0.006	2008040405
481	FD-9	6:10	6:20	FD9040808	4/8/2008	6:10	1086 RW	1450	3004	4355		0.012	0.0027		160	37	0.008	Received 4/14/08
482	FD-8	6:16	6:26	FD8040808	4/8/2008	6:16	1087 RW	1450	3081	4467	<	0.010	0.0023		180	40	0.006	Cr6 anal 4/16/08
483	FD-6	6:06	6:16	FD6040808	4/8/2008	6:06	1091 RW	1450	3080	4465		0.011	0.0025		200	45	0.006	Part anal 4/15/08
484	FD-4	6:45	6:50	FD4040808	4/8/2008	6:45	1092 RW	1445	2990	4321	<	0.010	0.0024		160	36	0.006	
485	FD-1	6:03	6:13	FD1040808	4/8/2008	6:03	1093 RW	1450	2829	4102	<	0.010	0.0025		170	41	0.006	
486	FD-11	6:06	6:02	FD11040908	4/9/2008	6:06	1071 RW	1436	3048	4376	<	0.010	0.0023		310	71	0.003	
487	FD-10	6:10	6:06	FD10040908	4/9/2008	6:10	1072 RW	1436	3071	4410	<	0.010	0.0023		160	37	0.006	
488	FD-9	6:20	6:16	FD9040908	4/9/2008	6:20	1073 RW	1436	2982	4281	<	0.010	0.0024		170	39	0.006	
489	FD-8	6:26	6:22	FD8040908	4/9/2008	6:26	1074 RW	1436	3049	4378	<	0.010	0.0023		160	36	0.006	
490	FD-6	6:16	6:11	FD6040908	4/9/2008	6:16	1075 RW	1435	3059	4389		0.011	0.0025		200	44	0.006	
491	FD-4	6:50	6:50	FD4040908	4/9/2008	6:50	1076 RW	1440	2791	4019		0.012	0.0031		160	39	0.008	
492	FD-1	6:13	6:09	FD1040908	4/9/2008	6:13	1077 RW	1436	2830	4064	<	0.010	0.0025		190	47	0.005	
493	FD-11	6:02	6:05	FD11041008	4/10/2008	6:02	1064 RW	1443	2975	4293	<	0.010	0.0024		170	39	0.006	
494	FD-10	6:06	6:10	FD10041008	4/10/2008	6:06	1065 RW	1444	3024	4366	<	0.010	0.0023		120	27	0.008	
495	FD-9	6:16	6:18	FD9041008	4/10/2008	6:16	1066 RW	1442	2946	4247	<	0.010	0.0024		110	26	0.009	
496	FD-8	6:22	6:24	FD8041008	4/10/2008	6:22	1067 RW	1442	3044	4389	<	0.010	0.0023		170	38	0.006	
497	FD-6	6:11	6:15	FD6041008	4/10/2008	6:11	1068 RW	1444	3048	4401	<	0.010	0.0023		150	35	0.007	
498	FD-4	6:50	6:45	FD4041008	4/10/2008	6:50	1069 RW	1435	2700	3874	<	0.010	0.0026		120	31	0.008	2008040445
499	FD-1	6:09	6:13	FD1041008	4/10/2008	6:09	1070 RW	1444	2788	4026	<	0.010	0.0025		130	32	0.008	Received 4/15/08
500	FD-11	6:05	5:45	FD11041108	4/11/2008	6:05	959 RW	4300	2968	12761	<	0.010	0.00080		190	15	0.005	Cr6 anal 4/18/08

Sample Identification											Results							
Location ID		Start Time	End Time	Field Sample ID	Sample Date	Sample Time	Filter #	Sampling Time (Min)	Avg Flow Rate (mlPM)	Total Volume (L)	Hexavalent Chromium (ug)		(ug/m3)	Total Particulate (ug)		(ug/m3)	% Cr6	Laboratory Work Order # (LWO#)
501	FD-10	6:10	5:55	FD10041108	4/11/2008	6:10	960 RW	4305	3093	13315	<	0.010	0.00077		150	11	0.007	Part anal 4/17/08
502	FD-9	6:18	6:15	FD9041108	4/11/2008	6:18	1052 RW	4317	2928	12638	<	0.010	0.00081		190	15	0.005	
503	FD-8	6:24	6:22	FD8041108	4/11/2008	6:24	1053 RW	4318	3061	13218	<	0.010	0.00077		220	16	0.005	
504	FD-6	6:15	6:40	FD6041108	4/11/2008	6:15	1054 RW	4345	3098	13461	<	0.010	0.00076		220	16	0.005	
505	FD-4	6:45	6:50	FD4041108	4/11/2008	6:45	1055 RW	4325	2817	12184	<	0.010	0.00084		180	15	0.006	
506	FD-1	6:13	6:45	FD1041108	4/11/2008	6:13	1056 RW	4352	2789	12136	<	0.010	0.00084		210	17	0.005	
507	FD-11	5:45	5:48	FD11041408	4/14/2008	5:45	956 RW	1443	2987	4311		0.015	0.0034		160	36	0.009	
508	FD-10	5:55	5:58	FD10041408	4/14/2008	5:55	957 RW	1443	3103	4477		0.017	0.0038	<	100	22	0.017	
509	FD-9	6:15	6:10	FD9041408	4/14/2008	6:15	958 RW	1435	2961	4249		0.013	0.0031	<	100	24	0.013	
510	FD-8	6:22	6:22	FD8041408	4/14/2008	6:22	973 RW	1440	3072	4423		0.020	0.0045	<	100	23	0.020	
511	FD-6	6:40	6:35	FD6041408	4/14/2008	6:40	974 RW	1435	3100	4448		0.017	0.0039	<	100	22	0.017	
512	FD-4	6:50	6:50	FD4041408	4/14/2008	6:50	975 RW	1440	2866	4127		0.028	0.0068	<	100	24	0.028	
513	FD-1	6:45	6:40	FD1041408	4/14/2008	6:45	976 RW	1435	2821	4048		0.021	0.0051	<	100	25	0.021	
514	FD-11	5:48	6:20	FD11041508	4/15/2008	5:48	949 RW	1472	2947	4338		0.014	0.0032		140	33	0.010	
515	FD-10	5:58	6:10	FD10041508	4/15/2008	5:58	950 RW	1452	2982	4330	<	0.010	0.0024		130	30	0.008	
516	FD-9	6:10	6:05	FD9041508	4/15/2008	6:10	951 RW	1435	2941	4220		0.014	0.0033		110	26	0.013	2008040553
517	FD-8	6:22	6:00	FD8041508	4/15/2008	6:22	952 RW	1418	3059	4338	<	0.010	0.0024		110	26	0.009	Received 4/18/08
518	FD-6	6:35	6:30	FD6041508	4/15/2008	6:35	953 RW	1435	3076	4414	<	0.010	0.0023		160	36	0.006	Cr6 anal 4/24/08
519	FD-4	6:50	6:42	FD4041508	4/15/2008	6:50	954 RW	1432	2890	4138	<	0.010	0.0025		130	31	0.008	Part anal 4/21/08
520	FD-1	6:40	6:36	FD1041508	4/15/2008	6:40	955 RW	1436	2817	4045	<	0.010	0.0025		160	38	0.006	
521	FD-11	6:20	5:45	FD11041608	4/16/2008	6:20	938 RW	1405	2949	4143	<	0.010	0.0025		210	50	0.005	
522	FD-10	6:10	5:50	FD10041608	4/16/2008	6:10	945 RW	1420	2980	4231	<	0.010	0.0024		160	37	0.006	
523	FD-9	6:05	5:55	FD9041608	4/16/2008	6:05	946 RW	1430	2943	4208	<	0.010	0.0024		190	44	0.005	
524	FD-8	6:00	6:10	FD8041608	4/16/2008	6:00	947 RW	1450	3060	4438	<	0.010	0.0023		210	48	0.005	
525	FD-6	6:30	6:30	FD6041608	4/16/2008	6:30	948 RW	1440	3072	4424	<	0.010	0.0023		240	53	0.004	
526	FD-4	6:42	6:45	FD4041608	4/16/2008	6:42	961 RW	1443	2891	4171	<	0.010	0.0025		310	74	0.003	
527	FD-1	6:36	6:35	FD1041608	4/16/2008	6:36	962 RW	1439	2816	4052	<	0.010	0.0025		250	61	0.004	
528	FD-11	5:45	5:50	FD11041708	4/17/2008	5:45	1144 RW	1445	2945	4256	<	0.010	0.0024		280	66	0.004	
529	FD-10	5:50	5:55	FD10041708	4/17/2008	5:50	1145 RW	1445	3013	4354	<	0.010	0.0023		220	49	0.005	
530	FD-9	5:55	6:05	FD9041708	4/17/2008	5:55	1146 RW	1450	2975	4314	<	0.010	0.0024		240	57	0.004	
531	FD-8	6:10	6:10	FD8041708	4/17/2008	6:10	1147 RW	1440	3044	4383	<	0.010	0.0023		280	65	0.004	
532	FD-6	6:30	6:35	FD6041708	4/17/2008	6:30	1148 RW	1445	3006	4343	<	0.010	0.0024		280	64	0.004	
533	FD-4	6:45	6:50	FD4041708	4/17/2008	6:45	1149 RW	1445	2859	4131	<	0.010	0.0025		240	58	0.004	2008040656
534	FD-1	6:35	6:40	FD1041708	4/17/2008	6:35	1150 RW	1445	2777	4013	<	0.010	0.0025		270	67	0.004	Received 4/22/08
535	FD-11	5:50	6:04	FD11041808	4/18/2008	5:50	1157 RW	4334	2912	12622		0.022	0.00180		670	53	0.003	Cr6 anal 4/24/08
536	**FD-10**	**Pump found off @ pickup - sample discarded**																Part anal 4/23/08
537	FD-9	6:05	6:20	FD9041808	4/18/2008	6:05	1159 RW	4335	2946	12772	<	0.010	0.00080		610	47	0.002	
538	FD-8	6:10	6:26	FD8041808	4/18/2008	6:10	1160 RW	4336	2972	12887	<	0.010	0.00079		630	49	0.002	
539	FD-6	6:35	6:14	FD6041808	4/18/2008	6:35	1161 RW	4299	2960	12725	<	0.010	0.00080		680	53	0.001	
540	FD-4	6:50	6:55	FD4041808	4/18/2008	6:50	1162 RW	4325	2863	12382		0.013	0.00100		600	48	0.002	
541	FD-1	6:40	6:11	FD1041808	4/18/2008	6:40	1163 RW	4291	2728	11707	<	0.010	0.00087		630	54	0.002	
542	FD-11	6:04	6:05	FD11042108	4/21/2008	6:04	1142 RW	1441	2939	4235	<	0.010	0.0024		230	55	0.004	
543	FD-10	6:08	6:09	FD10042108	4/21/2008	6:08	11453 RW	1441	3028	4364	<	0.010	0.0023		180	41	0.006	
544	FD-9	6:20	6:18	FD9042108	4/21/2008	6:20	1164 RW	1438	2948	4240	<	0.010	0.0024		170	40	0.006	
545	FD-8	6:26	6:24	FD8042108	4/21/2008	6:26	1165 RW	1438	2981	4287	<	0.010	0.0024		240	55	0.004	
546	FD-6	6:14	6:15	FD6042108	4/21/2008	6:14	1166 RW	1441	2999	4322	<	0.010	0.0024		220	51	0.005	
547	FD-4	6:55	6:55	FD4042108	4/21/2008	6:55	1167 RW	1440	2912	4193		0.013	0.0030		180	42	0.007	
548	FD-1	6:11	6:13	FD1042108	4/21/2008	6:11	1168 RW	1442	2793	4027		0.016	0.0040		180	44	0.009	
549	FD-11	6:05	6:02	FD11042208	4/22/2008	6:05	1133 RW	1437	2938	4222	<	0.010	0.0024		240	56	0.004	
550	FD-10	6:09	6:06	FD10042208	4/22/2008	6:09	1134 RW	1437	3067	4408	<	0.010	0.0023		250	57	0.004	2008040855

Sample Identification											Results							
Location ID		Start Time	End Time	Field Sample ID	Sample Date	Sample Time	Filter #	Sampling Time (Min)	Avg Flow Rate (mlPM)	Total Volume (L)	Hexavalent Chromium (ug)		(ug/m3)	Total Particulate (ug)		(ug/m3)	% Cr6	Laboratory Work Order # (LWO#)
551	FD-9	6:18	6:15	FD9042208	4/22/2008	6:18	1135 RW	1437	2941	4226	<	0.010	0.0024		250	58	0.004	2008040935 Received 4/25/08 Cr6 anal 5/1/08 Part anal 4/29/08
552	FD-8	6:24	6:20	FD8042208	4/22/2008	6:24	1136 RW	1436	3013	4326	<	0.010	0.0024		280	64	0.004	
553	FD-6	6:15	6:11	FD6042208	4/22/2008	6:15	1137 RW	1436	3026	4345	<	0.010	0.0023		280	64	0.004	
554	FD-4	6:55	6:55	FD4042208	4/22/2008	6:55	1138 RW	1440	2902	4179	<	0.010	0.0024		250	61	0.004	
555	FD-1	6:13	6:09	FD1042208	4/22/2008	6:13	1139 RW	1436	2801	4022	<	0.010	0.0025		240	61	0.004	
556	FD-11	6:02	6:12	FD11042308	4/23/2008	6:02	1119 RW	1450	2936	4257		0.022	0.0052		310	72	0.007	
557	FD-10	6:06	6:16	FD10042308	4/23/2008	6:06	1120 RW	1450	3072	4455		0.016	0.0035		240	54	0.007	
558	FD-9	6:15	6:28	FD9042308	4/23/2008	6:15	1121 RW	1453	2916	4237	<	0.010	0.0024		260	62	0.004	
559	FD-8	6:20	6:39	FD8042308	4/23/2008	6:20	1122 RW	1459	3023	4411		0.012	0.0028		280	63	0.004	
560	FD-6	6:11	13:00	FD6042308	4/23/2008	6:11	1123 RW	1849	3032	5606		0.016	0.0029		330	59	0.005	
561	FD-4	6:55	6:45	FD4042308	4/23/2008	6:55	1124 RW	1430	2866	4098	<	0.010	0.0025		200	50	0.005	
562	FD-1	6:09	6:33	FD1042308	4/23/2008	6:09	1125 RW	1464	2788	4081		0.017	0.0041		240	58	0.007	
563	FD-11	6:12	6:35	FD11042408	4/24/2008	6:12	1111 RW	1463	2957	4327	<	0.010	0.0024		130	30	0.008	2008040935 Received 4/29/08 Cr6 anal 5/5/08 Part anal 4/30/08
564	FD-10	6:16	6:32	FD10042408	4/24/2008	6:16	1110 RW	1456	3067	4465		0.022	0.0050		140	32	0.016	
565	FD-9	6:28	6:27	FD9042408	4/24/2008	6:28	1109 RW	1439	2926	4210		0.031	0.0072		160	39	0.019	
566	FD-8	6:39	6:49	FD8042408	4/24/2008	6:39	1108 RW	1450	3021	4381		0.025	0.0057		150	34	0.017	
567	FD-6	13:00	6:40	FD6042408	4/24/2008	13:00	1107 RW	1060	3055	3238		0.023	0.0072	<	100	31	0.023	
568	FD-4	6:45	6:54	FD4042408	4/24/2008	6:45	1106 RW	1449	2835	4108		0.020	0.0049		150	37	0.013	
569	FD-1	6:33	6:47	FD1042408	4/24/2008	6:33	1105 RW	1454	2799	4070		0.021	0.0052		240	58	0.009	
570	FD-11	6:35	6:05	FD11042508	4/25/2008	6:35	1240 RW	4290	2941	12615		0.022	0.0018		360	29	0.006	
571	FD-10	6:32	6:09	FD10042508	4/25/2008	6:32	1239 RW	4297	3022	12986		0.021	0.0016		260	20	0.008	
572	FD-9	6:27	6:18	FD9042508	4/25/2008	6:27	1132 RW	4311	2940	12675		0.014	0.0011		280	22	0.005	
573	FD-8	6:49	6:24	FD8042508	4/25/2008	6:49	1096 RW	4295	3032	13021		0.021	0.0016		330	25	0.006	
574	FD-6	6:40	6:15	FD6042508	4/25/2008	6:40	1095 RW	4295	3032	13022		0.020	0.0016		360	28	0.006	
575	FD-4	6:54	6:53	FD4042508	4/25/2008	6:54	1094 RW	4319	2828	12213		0.018	0.0015		270	22	0.007	
576	FD-1	6:47	6:13	FD1042508	4/25/2008	6:47	972 RW	4286	2767	11859		0.021	0.0018		350	29	0.006	
577	FD-11	6:05	6:03	FD11042808	4/28/2008	6:05	1112 RW	1438	2980	4286		0.011	0.0026	<	100	23	0.011	2008050086 Received 5/2/08 Cr6 anal 5/7/08 Part anal 5/5/08
578	FD-10	6:09	6:09	FD10042808	4/28/2008	6:09	1113 RW	1440	3071	4423	<	0.010	0.0023	<	100	23	0.010	
579	FD-9	6:18	6:20	FD9042808	4/28/2008	6:18	1114 RW	1442	2967	4278	<	0.010	0.0024	<	100	23	0.010	
580	FD-8	6:24	6:26	FD8042808	4/28/2008	6:24	1115 RW	1442	3048	4395	<	0.010	0.0023	<	100	23	0.010	
581	FD-6	6:15	6:16	FD6042808	4/28/2008	6:15	1116 RW	1441	3025	4359	<	0.010	0.0023	<	100	23	0.010	
582	FD-4	6:53	6:55	FD4042808	4/28/2008	6:53	1117 RW	1442	2879	4151	<	0.010	0.0025	<	100	24	0.010	
583	FD-1	6:13	6:13	FD1042808	4/28/2008	6:13	1118 RW	1440	2225	3205	<	0.010	0.0032	<	100	31	0.010	
584	FD-11	6:03	6:08	FD11042908	4/29/2008	6:03	1231 RW	1445	3059	4420	<	0.010	0.0023	<	100	23	0.010	
585	FD-10	6:09	6:13	FD10042908	4/29/2008	6:09	1232 RW	1444	3135	4527		0.019	0.0043	<	100	22	0.019	
586	FD-9	6:20	6:22	FD9042908	4/29/2008	6:20	1233 RW	1442	2993	4316	<	0.010	0.0024	<	100	23	0.010	
587	FD-8	6:26	6:28	FD8042908	4/29/2008	6:26	1234 RW	1442	3088	4453	<	0.010	0.0023	<	100	22	0.010	
588	FD-6	6:16	6:19	FD6042908	4/29/2008	6:16	1235 RW	1443	2983	4304		0.024	0.0056	<	100	23	0.024	
589	FD-4	6:55	6:52	FD4042908	4/29/2008	6:55	1236 RW	1437	3095	4448	<	0.010	0.0023	<	100	22	0.010	
590	FD-1	6:13	6:15	FD1042908	4/29/2008	6:13	1238 RW	1442	1680	2422	<	0.010	0.0042	<	100	41	0.010	
591	FD-11	6:08	6:10	FD11043008	4/30/2008	6:08	1218 RW	1445	3044	4420		0.014	0.0031		160	36	0.009	
592	FD-10	6:13	6:14	FD10043008	4/30/2008	6:13	1219 RW	1444	3073	4527		0.021	0.0046		140	30	0.015	
593	FD-9	6:22	6:22	FD9043008	4/30/2008	6:22	1220 RW	1442	3008	4316		0.011	0.0026		140	32	0.008	
594	FD-8	6:28	6:28	FD8043008	4/30/2008	6:28	1221 RW	1442	3153	4453	<	0.010	0.0023		130	29	0.008	
595	FD-6	6:19	6:19	FD6043008	4/30/2008	6:19	1222 RW	1443	3077	4304		0.016	0.0037		270	63	0.006	
596	FD-4	6:52	6:56	FD4043008	4/30/2008	6:52	1223 RW	1456	3049	4506		0.010	0.0023	<	100	22	0.010	
597	FD-1	6:15	6:17	FD1043008	4/30/2008	6:15	1224 RW	1442	1873	2422		0.013	0.0056		110	45	0.012	
598	FD-11	6:10	5:37	FD11050108	5/1/2008	6:10	1211 RW	1407	2991	4208	<	0.010	0.0024		200	47	0.005	
599	FD-10	6:14	5:42	FD10050108	5/1/2008	6:14	1212 RW	1408	3018	4249	<	0.010	0.0024		140	32	0.007	
600	FD-9	6:22	5:56	FD9050108	5/1/2008	6:22	1213 RW	1414	3017	4266	<	0.010	0.0024		140	32	0.007	

Sample Identification											Results							
Location ID		Start Time	End Time	Field Sample ID	Sample Date	Sample Time	Filter #	Sampling Time (Min)	Avg Flow Rate (mlPM)	Total Volume (L)	Hexavalent Chromium (ug)		(ug/m3)	Total Particulate (ug)		(ug/m3)	% Cr6	Laboratory Work Order # (LWO#)
601	FD-8	6:28	5:46	FD8050108	5/1/2008	6:28	1214 RW	1398	3126	4370	<	0.010	0.0023		150	36	0.007	
602	FD-6	6:19	6:15	FD6050108	5/1/2008	6:19	1215 RW	1436	3171	4553	<	0.010	0.0022		180	40	0.006	
603	FD-4	6:56	7:04	FD4050108	5/1/2008	6:56	1216 RW	1448	2869	4154	<	0.010	0.0025		170	42	0.006	2008050220
604	FD-1	6:17	6:16	FD1050108	5/1/2008	6:17	1217 RW	1439	2088	3005	<	0.010	0.0034		150	49	0.007	Received 5/6/08
605	FD-11	5:37	5:38	FD11050208	5/2/2008	5:37	1194 RW	4321	2974	12849		0.010	0.0014		350	27	0.003	Cr6 anal 5/8/08
606	FD-10	5:42	5:42	FD10050208	5/2/2008	5:42	1195 RW	4320	3043	13146		0.010	0.00098		360	27	0.003	Part anal 5/7/08
607	FD-9	5:56	6:07	FD9050208	5/2/2008	5:56	1196 RW	4331	2984	12925		0.010	0.00092		350	27	0.003	
608	FD-8	5:46	5:48	FD8050208	5/2/2008	5:46	1197 RW	4322	3075	13288	<	0.010	0.00077		380	29	0.003	
609	FD-6	6:15	5:59	FD6050208	5/2/2008	6:15	1198 RW	4304	3106	13369		0.010	0.0017		460	35	0.002	
610	FD-4	7:04	6:14	FD4050208	5/2/2008	7:04	1201 RW	4270	2881	12302		0.010	0.0012		310	25	0.003	
611	FD-1	6:16	6:02	FD1050208	5/2/2008	6:16	1202 RW	4306	2072	8923	<	0.010	0.0011		260	29	0.004	
612	FD-11	5:38	5:47	FD11050508	5/5/2008	5:38	1169 RW	1449	2921	4232		0.019	0.0045		180	41	0.011	
613	FD-10	5:42	5:51	FD10050508	5/5/2008	5:42	1170 RW	1449	3025	4384	<	0.010	0.0023		150	35	0.007	
614	FD-9	6:07	6:09	FD9050508	5/5/2008	6:07	1171 RW	1442	2948	4251		0.022	0.0052		170	41	0.013	
615	FD-8	5:48	5:56	FD8050508	5/5/2008	5:48	1172 RW	1448	3037	4398		0.012	0.0028		170	40	0.007	
616	FD-6	5:59	6:02	FD6050508	5/5/2008	5:59	1173 RW	1443	3063	4420		0.036	0.0080		240	53	0.015	
617	FD-4	6:14	6:13	FD4050508	5/5/2008	6:14	1174 RW	1439	2789	4013	<	0.010	0.0025		150	37	0.007	
618	FD-1	6:02	6:04	FD1050508	5/5/2008	6:02	1175 RW	1442	2649	3820	<	0.010	0.0027		180	47	0.006	
619	FD-11	5:47	5:45	FD11050608	5/6/2008	5:47	1178 RW	1438	2881	4143	<	0.010	0.0025		220	52	0.005	
620	FD-10	5:51	5:49	FD10050608	5/6/2008	5:51	1179 RW	1438	3022	4345		0.023	0.0052		230	52	0.010	
621	FD-9	6:09	6:06	FD9050608	5/6/2008	6:09	1180 RW	1437	2930	4211		0.010	0.0025		210	51	0.005	2008050340
622	FD-8	5:56	5:54	FD8050608	5/6/2008	5:56	1181 RW	1438	3023	4348		0.016	0.0037		240	56	0.007	Received 5/9/08
623	FD-6	6:02	6:01	FD6050608	5/6/2008	6:02	1182 RW	1439	3065	4411		0.019	0.0043		340	77	0.006	Cr6 anal 5/15/08
624	FD-4	6:13	6:12	FD4050608	5/6/2008	6:13	1183 RW	1439	2760	3972		0.032	0.008		210	52	0.015	Part anal 5/12/08
625	FD-1	6:04	6:03	FD1050608	5/6/2008	6:04	1184 RW	1439	3041	4377		0.018	0.0041		260	59	0.007	
626	FD-11	5:45	5:40	FD11050708	5/7/2008	5:45	1441 RW	1435	2930	4204		0.022	0.0052		300	71	0.007	
627	FD-10	5:49	5:45	FD10050708	5/7/2008	5:49	1442 RW	1436	3041	4366		0.020	0.0045		230	52	0.009	
628	FD-9	6:06	6:06	FD9050708	5/7/2008	6:06	1443 RW	1440	2964	4269		0.026	0.0061		210	50	0.012	
629	FD-8	5:54	5:49	FD8050708	5/7/2008	5:54	1444 RW	1435	3047	4372		0.029	0.0067		220	51	0.013	
630	FD-6	6:01	6:01	FD6050708	5/7/2008	6:01	1445 RW	1440	3067	4416		0.010	0.0023		250	56	0.004	
631	FD-4	6:12	6:12	FD4050708	5/7/2008	6:12	1446 RW	1440	2830	4076		0.012	0.0029		250	61	0.005	
632	FD-1	6:03	6:03	FD1050708	5/7/2008	6:03	1447 RW	1440	3058	4404		0.032	0.0072		280	64	0.011	
633	FD-11	5:40	5:45	FD11050808	5/8/2008	5:40	1148 RW	1445	2972	4295		0.030	0.007		120	28	0.025	
634	FD-10	5:45	5:50	FD10050808	5/8/2008	5:45	1149 RW	1445	3031	4380		0.024	0.0055		120	27	0.020	
635	FD-9	6:06	6:05	FD9050808	5/8/2008	6:06	1150 RW	1439	2982	4290		0.031	0.0072		120	28	0.026	
636	FD-8	5:49	6:10	FD8050808	5/8/2008	5:49	1151 RW	1461	3041	4442		0.051	0.011		120	26	0.043	
637	FD-6	6:01	5:57	FD6050808	5/8/2008	6:01	1152 RW	1436	3037	4362		0.031	0.0071		130	30	0.024	
638	FD-4	6:12	6:45	FD4050808	5/8/2008	6:12	1153 RW	1473	2974	4381		0.015	0.0034	<	100	23	0.015	2008050443
639	FD-1	6:03	5:59	FD1050808	5/8/2008	6:03	1154 RW	1436	3036	4360		0.038	0.0087		100	23	0.038	Received 5/14/08
640	FD-11	5:45	7:48	FD11050908	5/9/2008	5:45	1461 RW	4443	2972	13204	<	0.010	0.00077		140	10	0.007	Cr6 anal 5/19/08
641	FD-10	5:50	7:44	FD10050908	5/9/2008	5:50	1462 RW	4434	3025	13411	<	0.010	0.00076	<	100	8	0.010	Part anal 5/15/08
642	FD-9	6:05	7:40	FD9050908	5/9/2008	6:05	1463 RW	4415	2974	13131	<	0.010	0.00077		140	11	0.007	
643	FD-8	6:10	7:36	FD8050908	5/9/2008	6:10	1464 RW	4406	3053	13452		0.011	0.00079		130	10	0.008	
644	FD-6	5:57	7:35	FD6050908	5/9/2008	5:57	1465 RW	4418	3052	13485	<	0.010	0.00075		150	11	0.007	
645	FD-4	6:45	7:29	FD4050908	5/9/2008	6:45	1431 RW	4364	3115	13595	<	0.010	0.00075		140	10	0.007	
646	FD-1	5:59	7:30	FD1050908	5/9/2008	5:59	1432 RW	4411	3072	13550		0.012	0.00087		150	11	0.008	
647	FD-11	7:48	6:09	FD11051208	5/12/2008	7:48	1419 RW	1341	3005	4029	<	0.010	0.0025	<	100	25	0.010	
648	FD-10	7:44	6:12	FD10051208	5/12/2008	7:44	1418 RW	1348	3103	4183	<	0.010	0.0024	<	100	24	0.010	
649	FD-9	7:40	6:24	FD9051208	5/12/2008	7:40	1417 RW	1364	2892	3945		0.012	0.003	<	100	25	0.012	
650	FD-8	7:36	6:30	FD8051208	5/12/2008	7:36	1416 RW	1374	3082	4235		0.028	0.0067	<	100	24	0.028	

Sample Identification											Results							
Location ID		Start Time	End Time	Field Sample ID	Sample Date	Sample Time	Filter #	Sampling Time (Min)	Avg Flow Rate (mlPM)	Total Volume (L)	Hexavalent Chromium (ug)		(ug/m3)	Total Particulate (ug)		(ug/m3)	% Cr6	Laboratory Work Order # (LWO#)
651	FD-6	7:35	6:20	FD6051208	5/12/2008	7:35	1243 RW	1365	3126	4267		0.039	0.009	<	100	23	0.039	2008050578 Received 5/16/08 Cr6 anal 5/22/08 Part anal 5/19/08
652	FD-4	7:29	6:57	FD4051208	5/12/2008	7:29	1203 RW	1408	3133	4412		0.018	0.004	<	100	23	0.018	
653	FD-1	7:30	6:16	FD1051208	5/12/2008	7:30	1191 RW	1366	2992	4087	<	0.010	0.0025	<	100	24	0.010	
654	FD-11	6:09	6:05	FD11051308	5/13/2008	6:09	1422 RW	1436	3002	4310	<	0.010	0.0024	<	100	23	0.010	
655	FD-10	6:12	6:09	FD10051308	5/13/2008	6:12	1423 RW	1437	3070	4411	<	0.010	0.0023	<	100	23	0.010	
656	FD-9	6:24	6:19	FD9051308	5/13/2008	6:24	1424 RW	1435	2860	4104		0.022	0.0054	<	100	24	0.022	
657	FD-8	6:30	6:24	FD8051308	5/13/2008	6:30	1428 RW	1434	3034	4350	<	0.010	0.0023	<	100	23	0.010	
658	FD-6	6:20	6:14	FD6051308	5/13/2008	6:20	1426 RW	1434	3148	4514		0.019	0.0042		110	25	0.017	
659	FD-4	6:57	6:50	FD4051308	5/13/2008	6:57	1427 RW	1433	2907	4165		0.025	0.0059	<	100	24	0.025	
660	FD-1	**Pump found off @ pickup - sample discarded**																
661	FD-11	6:05	6:09	FD11051408	5/14/2008	6:05	1413 RW	1444	2941	4246	<	0.010	0.0024		210	49	0.005	
662	FD-10	6:09	6:13	FD10051408	5/14/2008	6:09	1414 RW	1444	2970	4289		0.011	0.0025		170	40	0.006	
663	FD-9	6:19	6:24	FD9051408	5/14/2008	6:19	1415 RW	1445	2918	4217	<	0.010	0.0024		150	36	0.007	
664	FD-8	6:24	6:30	FD8051408	5/14/2008	6:24	1437 RW	1446	2988	4320	<	0.010	0.0023		170	40	0.006	
665	FD-6	6:14	6:19	FD6051408	5/14/2008	6:14	1438 RW	1445	3050	4407	<	0.010	0.0023		220	49	0.005	
666	FD-4	6:50	6:34	FD4051408	5/14/2008	6:50	1439 RW	1424	2750	3915		0.017	0.0044		160	42	0.011	
667	FD-1	6:12	6:17	FD1051408	5/14/2008	6:12	1440 RW	1445	2963	4282	<	0.010	0.0024		260	61	0.004	
668	FD-11	6:09	6:03	FD11051508	5/15/2008	6:09	1406 RW	1434	2900	4158	<	0.010	0.0024		170	42	0.006	2008050691 Received 5/20/08 Cr6 anal 5/27/08 Part anal 5/22/08
669	FD-10	6:13	6:07	FD10051508	5/15/2008	6:13	1407 RW	1434	2977	4269	<	0.010	0.0024		180	42	0.006	
670	FD-9	6:24	6:24	FD9051508	5/15/2008	6:24	1408 RW	1440	2922	4208	<	0.010	0.0024		180	43	0.006	
671	FD-8	6:30	6:31	FD8051508	5/15/2008	6:30	1409 RW	1441	2973	4285	<	0.010	0.0024		190	44	0.005	
672	FD-6	6:19	6:13	FD6051508	5/15/2008	6:19	1410 RW	1434	2986	4282	<	0.010	0.0024		210	48	0.005	
673	FD-4	6:34	6:19	FD4051508	5/15/2008	6:34	1411 RW	1425	2799	3988	<	0.010	0.0025		170	43	0.006	
674	FD-1	6:17	6:11	FD1051508	5/15/2008	6:17	1412 RW	1434	3025	4338	<	0.010	0.0023		320	73	0.003	
675	FD-11	6:03	5:45	FD11051608	5/16/2008	6:03	1391 RW	4302	2900	12475	<	0.010	0.00081		180	14	0.006	
676	FD-10	6:07	5:55	FD10051608	5/16/2008	6:07	1392 RW	4308	2977	12823	<	0.010	0.00079		190	15	0.005	
677	FD-9	6:24	6:10	FD9051608	5/16/2008	6:24	1393 RW	4306	2922	12583		0.013	0.0011		170	14	0.008	
678	FD-8	6:31	6:15	FD8051608	5/16/2008	6:31	1394 RW	4304	2973	12798	<	0.010	0.00079		150	12	0.007	
679	FD-6	6:13	6:30	FD6051608	5/16/2008	6:13	1395 RW	4337	2986	12951	<	0.010	0.00078		170	13	0.006	
680	FD-4	6:19	6:40	FD4051608	5/16/2008	6:19	1396 RW	4341	2799	12149		0.021	0.0018		120	10	0.018	
681	FD-1	6:11	6:45	FD1051608	5/16/2008	6:11	1397 RW	4354	3025	13171	<	0.010	0.00077	<	100	8	0.010	
682	FD-11	5:45	5:50	FD11051908	5/19/2008	5:45	1841 RW	1445	2921	4220		0.023	0.0055		110	26	0.021	2008050827 Received 5/23/08 Cr6 anal 6/4/08 Part anal 5/29/08
683	FD-10	5:55	5:58	FD10051908	5/19/2008	5:55	1842 RW	1443	2996	4323		0.021	0.0048		110	26	0.019	
684	FD-9	6:10	6:05	FD9051908	5/19/2008	6:10	1843 RW	1435	2931	4206		0.026	0.0061	<	100	24	0.026	
685	FD-8	6:15	6:15	FD8051908	5/19/2008	6:15	1844 RW	1440	3016	4342		0.022	0.0052	<	100	23	0.022	
686	FD-6	6:30	6:30	FD6051908	5/19/2008	6:30	1845 RW	1440	3075	4427		0.027	0.0062		110	25	0.025	
687	FD-4	6:40	6:45	FD4051908	5/19/2008	6:40	1846 RW	1445	2720	3931		0.022	0.0056	<	100	25	0.022	
688	FD-1	9:00	6:35	FD1051908	5/19/2008	9:00	1847 RW	1295	3042	3939		0.024	0.006	<	100	25	0.024	
689	FD-11	5:50	5:50	FD11052008	5/20/2008	5:50	1848 RW	1440	2982	4294	<	0.010	0.0024		150	36	0.007	
690	FD-10	5:58	6:05	FD10052008	5/20/2008	5:58	1849 RW	1447	3016	4364	<	0.010	0.0023	<	100	23	0.010	
691	FD-9	6:05	6:15	FD9052008	5/20/2008	6:05	1850 RW	1450	2915	4226	<	0.010	0.0024		140	33	0.007	
692	FD-8	6:15	6:20	FD8052008	5/20/2008	6:15	1851 RW	1445	3074	4442	<	0.010	0.0023		120	27	0.008	
693	FD-6	6:30	6:35	FD6052008	5/20/2008	6:30	1852 RW	1445	3140	4538	<	0.010	0.0022		130	29	0.008	
694	FD-4	6:45	6:45	FD4052008	5/20/2008	6:45	1853 RW	1440	2765	3981	<	0.010	0.0025		120	31	0.008	
695	FD-1	6:35	6:40	FD1052008	5/20/2008	6:35	1854 RW	1445	3087	4461	<	0.010	0.0023		120	28	0.008	
696	FD-11	5:50	6:00	FD11052108	5/21/2008	5:50	1747 RW	1450	2982	4324	<	0.010	0.0023		170	40	0.006	
697	FD-10	12:56	6:05	FD10052108	5/21/2008	12:56	1834 RW	1029	3007	3094	<	0.010	0.0033	<	100	32	0.010	
698	FD-9	6:15	6:10	FD9052108	5/21/2008	6:15	1749 RW	1435	2903	4166	<	0.010	0.0024		110	27	0.009	
699	FD-8	6:20	6:25	FD8052108	5/21/2008	6:20	1750 RW	1445	3029	4377	<	0.010	0.0023	<	100	23	0.010	
700	FD-6	6:35	6:30	FD6052108	5/21/2008	6:35	1751 RW	1435	3084	4426	<	0.010	0.0023		110	25	0.009	

Sample Identification											Results							
Location ID		Start Time	End Time	Field Sample ID	Sample Date	Sample Time	Filter #	Sampling Time (Min)	Avg Flow Rate (mlPM)	Total Volume (L)	Hexavalent Chromium (ug)		(ug/m3)	Total Particulate (ug)		(ug/m3)	% Cr6	Laboratory Work Order # (LWO#)
701	FD-4	6:45	6:45	FD4052108	5/21/2008	6:45	1752 RW	1440	2879	4146	<	0.010	0.0024	<	100	24	0.010	
702	FD-1	6:40	6:35	FD1052108	5/21/2008	6:40	1753 RW	1435	3096	4443		0.011	0.0026		110	25	0.010	
703	FD-11	6:00	5:45	FD11052208	5/22/2008	6:00	1825 RW	1425	2941	4191		0.019	0.0044		130	32	0.015	
704	FD-10	6:05	5:55	FD10052208	5/22/2008	6:05	1826 RW	1430	3110	4448		0.013	0.0029	<	100	22	0.013	
705	FD-9	6:10	6:05	FD9052208	5/22/2008	6:10	1827 RW	1435	2916	4184		0.012	0.0028	<	100	24	0.012	
706	FD-8	6:25	6:10	FD8052208	5/22/2008	6:25	1828 RW	1425	3010	4289	<	0.010	0.0024	<	100	23	0.010	
707	FD-6	6:30	6:30	FD6052208	5/22/2008	6:30	1829 RW	1440	3091	4451	<	0.010	0.0023	<	100	22	0.010	
708	FD-4	6:45	6:45	FD4052208	5/22/2008	6:45	1830 RW	1440	2857	4115	<	0.010	0.0025	<	100	24	0.010	2008050939
709	FD-1	6:35	6:37	FD1052208	5/22/2008	6:35	1831 RW	1442	3094	4461		0.012	0.0026	<	100	22	0.012	Received 5/29/08
710	FD-11	5:45	6:00	FD11052308	5/23/2008	5:45	1794 RW	5775	2992	17276		0.016	0.00091		370	22	0.004	Cr6 anal 6/5/08
711	FD-10	5:55	6:05	FD10052308	5/23/2008	5:55	1765 RW	5770	3177	18330	<	0.010	0.00055		330	18	0.003	Part anal 6/3/08
712	FD-9	6:05	6:10	FD9052308	5/23/2008	6:05	1754 RW	5765	2950	17009	<	0.010	0.00059		360	21	0.003	
713	FD-8	6:10	6:20	FD8052308	5/23/2008	6:10	1798 RW	5770	3044	17563	<	0.010	0.00058		290	16	0.003	
714	FD-6	6:30	6:30	FD6052308	5/23/2008	6:30	1778 RW	5760	3083	17759		0.011	0.0006		380	21	0.003	
715	FD-4	6:45	6:45	FD4052308	5/23/2008	6:45	1777 RW	5760	2838	16344		0.024	0.0015		280	17	0.009	
716	FD-1	6:37	6:35	FD1052308	5/23/2008	6:37	1776 RW	5758	3091	17795	<	0.010	0.00057		330	19	0.003	
717	FD-11	6:00	5:50	FD11052708	5/27/2008	6:00	1785 RW	1430	3012	4307		0.014	0.0032		120	27	0.012	
718	FD-10	6:05	6:00	FD10052708	5/27/2008	6:05	1774 RW	1435	3154	4526	<	0.010	0.0022		120	26	0.008	
719	FD-9	6:10	6:10	FD9052708	5/27/2008	6:10	1773 RW	1440	2947	4244		0.022	0.0053		140	32	0.016	
720	FD-8	6:20	6:15	FD8052708	5/27/2008	6:20	1772 RW	1435	3016	4328		0.023	0.0053		110	26	0.021	
721	FD-6	6:30	6:35	FD6052708	5/27/2008	6:30	1771 RW	1445	3023	4368		0.017	0.0038		130	30	0.013	
722	FD-4	6:45	6:50	FD4052708	5/27/2008	6:45	1770 RW	1445	2765	3996	<	0.010	0.0025		120	29	0.008	2008060071
723	FD-1	6:35	6:40	FD1052708	5/27/2008	6:35	1769 RW	1445	3059	4420		0.016	0.0037		120	26	0.013	Received 6/2/08
724	FD-11	5:50	6:00	FD11052808	5/28/2008	5:50	1756 RW	1450	2968	4304		0.013	0.0031	<	100	23	0.013	Cr6 anal 6/10/08
725	FD-10	6:00	6:05	FD10052808	5/28/2008	6:00	1757 RW	1445	3170	4580		0.016	0.0036	<	100	22	0.016	Part anal 6/4/08
726	FD-9	6:10	6:10	FD9052808	5/28/2008	6:10	1758 RW	1440	2909	4189	<	0.010	0.0024		100	25	0.010	
727	FD-8	6:15	6:15	FD8052808	5/28/2008	6:15	1759 RW	1440	2964	4268		0.017	0.004	<	100	23	0.017	
728	FD-6	6:35	6:35	FD6052808	5/28/2008	6:35	1760 RW	1440	2992	4309	<	0.010	0.0024		110	26	0.009	
729	FD-4	6:50	6:45	FD4052808	5/28/2008	6:50	1761 RW	1435	2726	3911		0.019	0.0048	<	100	26	0.019	
730	FD-1	6:40	6:40	FD1052808	5/28/2008	6:40	1762 RW	1440	3037	4374	<	0.010	0.0023	<	100	23	0.010	
731	FD-11	6:00	6:00	FD11052908	5/29/2008	6:00	2118 RW	1440	2962	4265		0.034	0.008		250	59	0.014	
732	FD-10	6:05	6:10	FD10052908	5/29/2008	6:05	2119 RW	1445	3149	4551		0.030	0.0066		220	49	0.014	
733	FD-9	6:10	6:15	FD9052908	5/29/2008	6:10	2120 RW	1445	2911	4206		0.027	0.0065		160	37	0.017	
734	FD-8	6:15	6:20	FD8052908	5/29/2008	6:15	2121 RW	1445	2971	4293		0.026	0.0061		120	28	0.022	
735	FD-6	6:35	6:40	FD6052908	5/29/2008	6:35	2122 RW	1445	3012	4352		0.035	0.008		160	36	0.022	
736	FD-4	6:45	6:50	FD4052908	5/29/2008	6:45	2123 RW	1445	2742	3962		0.029	0.0073	<	100	25	0.029	2008060099
737	FD-1	6:40	6:45	FD1052908	5/29/2008	6:40	2124 RW	1445	3047	4402		0.019	0.0043		180	42	0.011	Received 6/3/08
738	FD-11	6:00	6:08	FD11053008	5/30/2008	6:00	2135 RW	4328	2955	12788		0.045	0.0035		220	17	0.020	Cr6 anal 6/10/08
739	FD-10	6:10	6:12	FD10053008	5/30/2008	6:10	2136 RW	4322	3142	13580		0.053	0.0039		180	13	0.029	Part anal 6/5/08
740	FD-9	6:15	6:21	FD9053008	5/30/2008	6:15	2137 RW	4326	2920	12631		0.032	0.0026		370	29	0.009	
741	FD-8	6:20	6:27	FD8053008	5/30/2008	6:20	2138 RW	4327	3014	13042		0.033	0.0026		330	25	0.010	
742	FD-6	6:40	6:18	FD6053008	5/30/2008	6:40	2139 RW	4298	3042	13075		0.049	0.0037		350	27	0.014	
743	FD-4	6:50	6:55	FD4053008	5/30/2008	6:50	2140 RW	4325	2724	11782		0.044	0.0037		330	28	0.013	
744	FD-1	6:45	6:15	FD1053008	5/30/2008	6:45	2141 RW	4290	3067	13158		0.034	0.0026		390	30	0.009	
745	FD-11	6:08	6:08	FD11060208	6/2/2008	6:08	2111 RW	1440	2964	4268		0.019	0.0044		160	37	0.012	
746	FD-10	6:12	6:12	FD10060208	6/2/2008	6:12	2112 RW	1440	3136	4515		0.033	0.0073		120	28	0.028	
747	FD-9	6:21	6:21	FD9060208	6/2/2008	6:21	2113 RW	1440	2933	4223		0.038	0.0091		110	27	0.035	
748	FD-8	6:27	6:30	FD8060208	6/2/2008	6:27	2114 RW	1443	3023	4363		0.025	0.0057	<	100	23	0.025	
749	FD-6	6:18	6:17	FD6060208	6/2/2008	6:18	2115 RW	1439	3097	4457		0.023	0.0052		130	30	0.018	
750	FD-4	6:55	6:55	FD4060208	6/2/2008	6:55	2116 RW	1440	2747	3955	<	0.010	0.0026	<	100	25	0.010	

Sample Identification											Results							
Location ID		Start Time	End Time	Field Sample ID	Sample Date	Sample Time	Filter #	Sampling Time (Min)	Avg Flow Rate (mlPM)	Total Volume (L)	Hexavalent Chromium (ug)		(ug/m3)	Total Particulate (ug)		(ug/m3)	% Cr6	Laboratory Work Order # (LWO#)
751	FD-1	6:15	6:16	FD1060208	6/2/2008	6:15	2117 RW	1441	3075	4432		0.017	0.0039		100	24	0.017	2008060230 Received 6/6/08 Cr6 anal 6/12/08 Part anal 6/9/08
752	FD-11	6:08	6:10	FD11060308	6/3/2008	6:08	2104 RW	1442	2951	4256		0.037	0.0086		220	52	0.017	
753	FD-10	6:12	6:14	FD10060308	6/3/2008	6:12	2105 RW	1442	3119	4498		0.037	0.0083		150	33	0.025	
754	FD-9	6:21	6:23	FD9060308	6/3/2008	6:21	2106 RW	1442	2947	4250		0.024	0.0056		140	34	0.017	
755	FD-8	6:30	6:30	FD8060308	6/3/2008	6:30	2107 RW	1440	3003	4324		0.033	0.0076		140	31	0.024	
756	FD-6	6:17	6:19	FD6060308	6/3/2008	6:17	2108 RW	1442	3137	4523		0.022	0.0049		170	38	0.013	
757	FD-4	6:55	6:47	FD4060308	6/3/2008	6:55	2109 RW	1432	2763	3957		0.033	0.0083		130	33	0.025	
758	FD-1	6:16	6:17	FD1060308	6/3/2008	6:16	2110 RW	1441	3070	4424		0.026	0.0059		170	39	0.015	
759	FD-11	6:10	6:08	FD11060408	6/4/2008	6:10	2089 RW	1438	2953	4246	<	0.010	0.0024	<	100	24	0.010	
760	FD-10	6:14	6:12	FD10060408	6/4/2008	6:14	2090 RW	1438	3113	4477		0.011	0.0024		110	24	0.010	
761	FD-9	6:23	6:24	FD9060408	6/4/2008	6:23	2091 RW	1441	2950	4251		0.028	0.0066		100	25	0.028	
762	FD-8	6:30	6:30	FD8060408	6/4/2008	6:30	2092 RW	1440	2992	4308		0.012	0.0029	<	100	23	0.012	
763	FD-6	6:19	6:18	FD6060408	6/4/2008	6:19	2093 RW	1439	3127	4499		0.028	0.0062	<	100	22	0.028	
764	FD-4	6:47	6:51	FD4060408	6/4/2008	6:47	2094 RW	1444	2773	4003		0.022	0.0054	<	100	25	0.022	
765	FD-1	6:17	6:16	FD1060408	6/4/2008	6:17	2095 RW	1439	3071	4419	<	0.010	0.0023		350	79	0.003	
766	FD-11	6:08	6:10	FD11060508	6/5/2008	6:08	2082 RW	1442	2963	4272	<	0.010	0.0024	<	100	23	0.010	2008060317 Received 6/10/08 Cr6 anal 6/13/08 Part anal 6/12/08
767	FD-10	6:12	6:14	FD10060508	6/5/2008	6:12	2083 RW	1442	3093	4460	<	0.010	0.0023	<	100	22	0.010	
768	FD-9	6:24	6:24	FD9060508	6/5/2008	6:24	2084 RW	1440	2943	4238	<	0.010	0.0024	<	100	24	0.010	
769	FD-8	6:30	6:30	FD8060508	6/5/2008	6:30	2085 RW	1440	2990	4306		0.013	0.0030	<	100	23	0.013	
770	FD-6	6:18	6:21	FD6060508	6/5/2008	6:18	2086 RW	1443	3120	4502		0.020	0.0045	<	100	22	0.020	
771	FD-4	6:51	6:50	FD4060508	6/5/2008	6:51	2087 RW	1439	2810	4044	<	0.010	0.0025	<	100	25	0.010	
772	FD-1	6:16	6:18	FD1060508	6/5/2008	6:16	2088 RW	1442	3067	4422	<	0.010	0.0023	<	100	23	0.010	
773	FD-11	6:10	6:00	FD11060608	6/6/2008	6:10	2050 RW	4310	2999	12924		0.034	0.0027		410	32	0.008	
774	FD-10	6:14	6:05	FD10060608	6/6/2008	6:14	2068 RW	4311	3168	13658		0.043	0.0031		440	33	0.010	
775	FD-9	6:24	6:10	FD9060608	6/6/2008	6:24	2069 RW	4306	2951	12708		0.025	0.0019		460	36	0.005	
776	FD-8	6:30	6:20	FD8060608	6/6/2008	6:30	2070 RW	4310	3022	13027		0.037	0.0028		420	32	0.009	
777	FD-6	6:21	6:35	FD6060608	6/6/2008	6:21	2071 RW	4334	3154	13670		0.028	0.0021		480	35	0.006	
778	FD-4	6:50	6:45	FD4060608	6/6/2008	6:50	2072 RW	4315	2761	11913		0.020	0.0017		360	30	0.006	
779	FD-1	6:18	8:27	FD1060608	6/6/2008	6:18	2073 RW	4449	2793	12425	<	0.010	0.00081	<	100	8	0.010	
780	FD-11	6:00	6:13	FD11060908	6/9/2008	6:00	2046 RW	1453	2964	4307		0.034	0.0080		290	67	0.012	2008060445 Received 6/13/08 Cr6 anal 6/19/08 Part anal 6/17/08
781	FD-10	6:05	6:17	FD10060908	6/9/2008	6:05	2047 RW	1452	3142	4562		0.018	0.0040		220	48	0.008	
782	FD-9	6:10	6:26	FD9060908	6/9/2008	6:10	2048 RW	1456	2948	4292		0.016	0.0038		240	55	0.007	
783	FD-8	6:20	6:30	FD8060908	6/9/2008	6:20	2049 RW	1450	2952	4280		0.011	0.0026		150	35	0.007	
784	FD-6	6:35	6:22	FD6060908	6/9/2008	6:35	2051 RW	1427	3055	4359		0.018	0.0042		180	42	0.010	
785	FD-4	6:45	6:59	FD4060908	6/9/2008	6:45	2052 RW	1454	2690	3911		0.017	0.0045		160	41	0.011	
786	FD-1	8:27	6:20	FD1060908	6/9/2008	8:27	2053 RW	1313	2921	3835	<	0.010	0.0026		180	46	0.006	
787	FD-11	6:13	6:03	FD11061008	6/10/2008	6:13	2054 RW	1430	2926	4184		0.018	0.0042		700	170	0.003	
788	FD-10	6:17	6:08	FD10061008	6/10/2008	6:17	2055 RW	1431	3071	4394		0.015	0.0035		340	77	0.004	
789	FD-9	6:26	6:17	FD9061008	6/10/2008	6:26	2056 RW	1431	2956	4231		0.013	0.0030		280	66	0.005	
790	FD-8	6:30	6:37	FD8061008	6/10/2008	6:30	2057 RW	1447	2967	4294		0.014	0.0033		220	51	0.006	
791	FD-6	6:22	6:14	FD6061008	6/10/2008	6:22	2058 RW	1432	2976	4262		0.023	0.0055		330	77	0.007	
792	FD-4	6:59	6:52	FD4061008	6/10/2008	6:59	2059 RW	1433	2684	3846		0.012	0.0032		220	57	0.005	
793	FD-1	6:20	6:12	FD1061008	6/10/2008	6:20	2061 RW ->	1432	2951	4225		0.033	0.0079		280	67	0.012	
794	FD-11	6:03	6:10	FD11061108	6/11/2008	6:03	2020 RW	1447	2980	4311		0.021	0.0049		130	30	0.016	
795	FD-10	6:08	6:12	FD10061108	6/11/2008	6:08	2021 RW	1444	3122	4508		0.020	0.0044		120	28	0.017	
796	FD-9	6:17	6:26	FD9061108	6/11/2008	6:17	2023 RW	1449	2969	4301		0.020	0.0046		110	25	0.018	
797	FD-8	6:37	6:33	FD8061108	6/11/2008	6:37	2024 RW	1436	3035	4358		0.018	0.0042	<	100	23	0.018	
798	FD-6	6:14	6:19	FD6061108	6/11/2008	6:14	2025 RW	1445	3071	4438		0.023	0.0052		130	29	0.018	
799	FD-4	6:52	6:57	FD4061108	6/11/2008	6:52	2066 RW	1445	2684	3878		0.024	0.0062		110	27	0.022	
800	FD-1	6:12	6:18	FD1061108	6/11/2008	6:12	2067 RW	1446	2995	4330		0.018	0.0042		120	27	0.015	

Sample Identification											Results							
Location ID		Start Time	End Time	Field Sample ID	Sample Date	Sample Time	Filter #	Sampling Time (Min)	Avg Flow Rate (mlPM)	Total Volume (L)	Hexavalent Chromium (ug)		(ug/m3)	Total Particulate (ug)		(ug/m3)	% Cr6	Laboratory Work Order # (LWO#)
801	FD-11	6:10	6:11	FD11061208	6/12/2008	6:10	2026 RW	1441	2962	4269		0.013	0.0030		110	26	0.012	
802	FD-10	6:12	6:15	FD10061208	6/12/2008	6:12	2027 RW	1443	3103	4478		0.029	0.0064		140	32	0.021	
803	FD-9	6:26	6:24	FD9061208	6/12/2008	6:26	2028 RW	1438	2971	4272		0.016	0.0037		140	33	0.011	
804	FD-8	6:33	6:29	FD8061208	6/12/2008	6:33	2029 RW	1436	3010	4322		0.036	0.0082		120	28	0.030	
805	FD-6	6:19	6:21	FD6061208	6/12/2008	6:19	2030 RW	1442	3057	4408		0.015	0.0035		160	36	0.009	
806	FD-4	6:57	6:57	FD4061208	6/12/2008	6:57	2031 RW	1440	2726	3926		0.015	0.0039	<	100	25	0.015	2008060561
807	FD-1	6:18	6:19	FD1061208	6/12/2008	6:18	2032 RW	1441	3027	4362		0.030	0.0069		150	33	0.020	Received 6/17/08
808	FD-11	6:11	5:30	FD11061308	6/13/2008	6:11	2018 RW	4279	2941	12585		0.039	0.0031		320	26	0.012	Cr6 anal 6/20/08
809	FD-10	6:15	5:35	FD10061308	6/13/2008	6:15	2019 RW	4280	3098	13258		0.034	0.0026		380	28	0.009	Part anal 6/18/08
810	FD-9	6:24	5:56	FD9061308	6/13/2008	6:24	2041 RW	4292	2949	12656		0.044	0.0035		350	27	0.013	
811	FD-8	6:29	5:40	FD8061308	6/13/2008	6:29	2042 RW	4271	2970	12686		0.061	0.0048		390	30	0.016	
812	FD-6	6:21	5:51	FD6061308	6/13/2008	6:21	2043 RW	4290	3052	13093		0.029	0.0022		320	24	0.009	
813	FD-4	6:57	6:08	FD4061308	6/13/2008	6:57	2044 RW	4271	2765	11810		0.051	0.0043		250	22	0.020	
814	FD-1	6:19	5:53	FD1061308	6/13/2008	6:19	2045 RW	4294	3013	12938		0.053	0.0041		370	28	0.014	
815	FD-11	5:30	5:38	FD11061608	6/16/2008	5:30	1990 RW	1448	2983	4319	<	0.010	0.0023		150	34	0.007	
816	FD-10	5:35	5:42	FD10061608	6/16/2008	5:35	1991 RW	1447	3141	4545	<	0.010	0.0022		130	28	0.008	
817	FD-9	5:56	6:02	FD9061608	6/16/2008	5:56	1992 RW	1446	2961	4282	<	0.010	0.0024		130	30	0.008	
818	FD-8	5:40	5:45	FD8061608	6/16/2008	5:40	1993 RW	1445	2998	4332		0.013	0.0030		130	29	0.010	
819	FD-6	5:51	5:57	FD6061608	6/16/2008	5:51	1994 RW	1446	3120	4511		0.011	0.0025		160	35	0.007	
820	FD-4	6:08	6:10	FD4061608	6/16/2008	6:08	1995 RW	1442	2757	3975		0.011	0.0027		100	25	0.011	
821	FD-1	5:53	5:58	FD1061608	6/16/2008	5:53	1996 RW	1445	3019	4362		0.011	0.0026		180	42	0.006	
822	FD-11	5:38	5:45	FD11061708	6/17/2008	5:38	2004 RW	1447	3007	4351	<	0.010	0.0023		140	31	0.007	
823	FD-10	5:42	5:49	FD10061708	6/17/2008	5:42	2005 RW	1447	3166	4581	<	0.010	0.0022		180	38	0.006	
824	FD-9	6:02	6:08	FD9061708	6/17/2008	6:02	2006 RW	1446	3008	4349		0.011	0.0026	<	100	23	0.011	2008060794
825	FD-8	5:45	5:52	FD8061708	6/17/2008	5:45	2007 RW	1447	3019	4369		0.022	0.0051	<	100	23	0.022	Received 6/20/08
826	FD-6	5:57	6:04	FD6061708	6/17/2008	5:57	2008 RW	1447	3143	4548		0.014	0.0031		110	24	0.013	Cr6 anal 6/25/08
827	FD-4	6:10	6:16	FD4061708	6/17/2008	6:10	2009 RW	1446	2731	3949	<	0.010	0.0026	<	100	25	0.010	Part anal 6/23/08
828	FD-1	5:58	6:06	FD1061708	6/17/2008	5:58	2010 RW	1448	3039	4400		0.014	0.0032	<	100	23	0.014	
829	FD-11	5:45	5:50	FD11061808	6/18/2008	5:45	421 RX	1445	2960	4277		0.019	0.0045		160	37	0.012	
830	FD-10	5:49	5:54	FD10061808	6/18/2008	5:49	422 RX	1445	3136	4531	<	0.010	0.0022		130	28	0.008	
831	FD-9	6:08	6:12	FD9061808	6/18/2008	6:08	423 RX	1444	2999	4330	<	0.010	0.0023		120	29	0.008	
832	FD-8	5:52	5:56	FD8061808	6/18/2008	5:52	424 RX	1444	3019	4360		0.010	0.0024	<	100	23	0.010	
833	FD-6	6:04	6:07	FD6061808	6/18/2008	6:04	425 RX	1443	3135	4524		0.021	0.0046		110	24	0.019	
834	FD-4	6:16	6:24	FD4061808	6/18/2008	6:16	426 RX	1448	2588	3747		0.022	0.0060		100	27	0.022	
835	FD-1	6:06	6:09	FD1061808	6/18/2008	6:06	427 RX	1443	3042	4389		0.032	0.0073	<	100	23	0.032	
836	FD-11	5:50	5:39	FD11061908	6/19/2008	5:50	428 RX	1429	2902	4147	<	0.010	0.0024		120	29	0.008	
837	FD-10	5:54	5:44	FD10061908	6/19/2008	5:54	429 RX	1430	3116	4456	<	0.010	0.0023	<	100	22	0.010	
838	FD-9	6:12	6:04	FD9061908	6/19/2008	6:12	430 RX	1432	2989	4280		0.010	0.0024		170	39	0.006	
839	FD-8	5:56	5:47	FD8061908	6/19/2008	5:56	431 RX	1431	3018	4318	<	0.010	0.0023	<	100	23	0.010	
840	FD-6	6:07	5:59	FD6061908	6/19/2008	6:07	432 RX	1432	3108	4451	<	0.010	0.0023		110	24	0.009	
841	FD-4	6:24	6:12	FD4061908	6/19/2008	6:24	433 RX	1428	2550	3641	<	0.010	0.0028	<	100	27	0.010	2008060895
842	FD-1	6:09	6:01	FD1061908	6/19/2008	6:09	434 RX	1432	3005	4303		0.037	0.0086	<	100	23	0.037	Received 6/24/08
843	FD-11	5:39	5:48	FD11062008	6/20/2008	5:39	397 RX	4329	2916	12623		0.030	0.0024		300	24	0.010	Cr6 anal 6/27/08
844	FD-10	5:44	5:53	FD10062008	6/20/2008	5:44	398 RX	4329	3142	13601		0.015	0.0011		480	35	0.003	Part anal 6/25/08
845	FD-9	6:04	6:12	FD9062008	6/20/2008	6:04	399 RX	4328	3020	13070		0.024	0.0018		450	35	0.005	
846	FD-8	5:47	5:58	FD8062008	6/20/2008	5:47	400 RX	4331	3041	13172		0.034	0.0026		440	33	0.008	
847	FD-6	5:59	6:09	FD6062008	6/20/2008	5:59	401 RX	4330	3150	13639		0.036	0.0026		590	44	0.006	
848	FD-4	6:12	6:18	FD4062008	6/20/2008	6:12	402 RX	4326	2693	11650		0.032	0.0027		440	38	0.007	
849	FD-1	6:01	6:10	FD1062008	6/20/2008	6:01	403 RX	4329	3016	13055	<	0.010	0.00077		300	23	0.003	
850	FD-11	5:48	5:39	FD11062308	6/23/2008	5:48	404 RX	1431	2935	4201	<	0.010	0.0024		140	32	0.007	

Sample Identification											Results							
Location ID		Start Time	End Time	Field Sample ID	Sample Date	Sample Time	Filter #	Sampling Time (Min)	Avg Flow Rate (mlPM)	Total Volume (L)	Hexavalent Chromium (ug)		(ug/m3)	Total Particulate (ug)		(ug/m3)	% Cr6	Laboratory Work Order # (LWO#)
851	FD-10	5:53	5:44	FD10062308	6/23/2008	5:53	405 RX	1431	3174	4542	<	0.010	0.0022		160	36	0.006	
852	FD-9	6:12	6:13	FD9062308	6/23/2008	6:12	406 RX	1441	3050	4395		0.010	0.0024		150	34	0.007	
853	FD-8	5:58	5:47	FD8062308	6/23/2008	5:58	407 RX	1429	3008	4298		0.015	0.0035		140	34	0.011	
854	FD-6	6:09	6:08	FD6062308	6/23/2008	6:09	408 RX	1439	3163	4551		0.014	0.0030		180	40	0.008	
855	FD-4	6:18	6:20	FD4062308	6/23/2008	6:18	409 RX	1442	2719	3921		0.019	0.0049		120	31	0.016	
856	FD-1	6:10	6:10	FD1062308	6/23/2008	6:10	410 RX	1440	2861	4119		0.019	0.0046		140	33	0.014	
857	FD-11	5:39	5:30	FD11062408	6/24/2008	5:39	411 RX	1431	2913	4169	<	0.010	0.0024		110	27	0.009	
858	FD-10	5:44	5:35	FD10062408	6/24/2008	5:44	412 RX	1431	3121	4466	<	0.010	0.0023		100	24	0.010	
859	FD-9	6:13	6:11	FD9062408	6/24/2008	6:13	413 RX	1438	3027	4353		0.024	0.0054	<	100	32	0.024	2008061061
860	FD-8	5:47	5:43	FD8062408	6/24/2008	5:47	414 RX	1436	2995	4301	<	0.010	0.0024	<	100	23	0.010	Received 6/27/08
861	FD-6	6:08	6:07	FD6062408	6/24/2008	6:08	415 RX	1439	3077	4428	<	0.010	0.0023	<	100	23	0.010	Cr6 anal 7/7/08
862	FD-4	6:20	6:18	FD4062408	6/24/2008	6:20	416 RX	1438	2692	3871	<	0.010	0.0026	<	100	26	0.010	Part anal 7/1/08
863	FD-1	6:10	6:09	FD1062408	6/24/2008	6:10	417 RX	1439	2682	3859	<	0.010	0.0026	<	100	26	0.010	
864	FD-11	5:30	6:00	FD11062508	6/25/2008	5:30	294 RX	1470	2593	3811		0.024	0.0063		250	65	0.010	
865	FD-10	5:35	6:04	FD10062508	6/25/2008	5:35	295 RX	1469	2854	4192	<	0.010	0.0024		220	52	0.005	
866	FD-9	6:11	6:22	FD9062508	6/25/2008	6:11	296 RX	1451	3035	4404		0.011	0.0024		160	36	0.007	
867	FD-8	5:43	6:06	FD8062508	6/25/2008	5:43	297 RX	1463	3001	4390		0.028	0.0064		130	30	0.022	
868	FD-6	6:07	6:19	FD6062508	6/25/2008	6:07	298 RX	1452	2997	4352		0.042	0.0095		150	35	0.028	
869	FD-4	6:18	6:30	FD4062508	6/25/2008	6:18	299 RX	1452	2856	4147	<	0.010	0.0024		110	27	0.009	
870	FD-1	6:09	6:20	FD1062508	6/25/2008	6:09	300 RX	1451	2806	4071		0.011	0.0026		130	32	0.008	
871	FD-11	6:00	6:00	FD11062608	6/26/2008	6:00	391 RX	1440	2604	3750		0.018	0.0049		260	69	0.007	
872	FD-10	6:04	6:05	FD10062608	6/26/2008	6:04	392 RX	1441	2881	4151		0.040	0.0097		220	53	0.018	
873	FD-9	6:22	6:10	FD9062608	6/26/2008	6:22	393 RX	1428	3015	4306		0.022	0.0052		190	45	0.012	
874	FD-8	6:06	6:15	FD8062608	6/26/2008	6:06	394 RX	1449	2982	4321		0.036	0.0084		170	40	0.021	
875	FD-6	6:19	6:35	FD6062608	6/26/2008	6:19	395 RX	1456	3005	4375		0.024	0.0055		190	44	0.013	
876	FD-4	6:30	6:45	FD4062608	6/26/2008	6:30	396 RX	1455	2654	3862		0.029	0.0074		140	37	0.021	2008070042
877	FD-1	6:20	6:40	FD1062608	6/26/2008	6:20	443 RX	1460	2772	4047		0.026	0.0065		170	43	0.015	Received 7/1/08
878	FD-11	6:00	6:00	FD11062708	6/27/2008	6:00	505 RX	4320	2921	12620		0.027	0.0021		620	49	0.004	Cr6 anal 7/8/08
879	FD-10	6:05	6:05	FD10062708	6/27/2008	6:05	506RX	4320	3081	13308		0.022	0.0016		220	16	0.010	Part anal 7/3/08
880	FD-9	6:10	6:10	FD9062708	6/27/2008	6:10	507 RX	4320	3013	13014		0.023	0.0018		480	37	0.005	
881	FD-8	6:15	6:15	FD8062708	6/27/2008	6:15	508 RX	4320	2976	12856		0.032	0.0025		430	33	0.007	
882	FD-6	6:35	6:35	FD6062708	6/27/2008	6:35	509 RX	4320	3063	13230		0.046	0.0035		520	39	0.009	
883	FD-4	6:45	6:45	FD4062708	6/27/2008	6:45	510 RX	4320	2638	11395		0.049	0.0043		440	39	0.011	
884	FD-1	6:40	6:40	FD1062708	6/27/2008	6:40	511 RX	4320	2649	11443		0.030	0.0026		420	37	0.007	
885	FD-11	6:00	6:05	FD11063008	6/30/2008	6:00	512 RX	1445	2948	4260		0.023	0.0054		150	36	0.015	
886	FD-10	6:05	6:11	FD10063008	6/30/2008	6:05	513 RX	1446	3057	4420	<	0.010	0.0023	<	100	23	0.010	
887	FD-9	6:10	6:20	FD9063008	6/30/2008	6:10	514 RX	1450	3012	4367		0.015	0.0025		150	35	0.010	2008070221
888	FD-8	6:15	6:25	FD8063008	6/30/2008	6:15	515 RX	1450	2930	4249	<	0.010	0.0024	<	100	24	0.010	Received 7/8/08
889	FD-6	6:35	6:40	FD6063008	6/30/2008	6:35	516 RX	1445	3017	4359		0.017	0.0038		140	33	0.012	Cr6 anal 7/16/08
890	FD-4	6:45	6:55	FD4063008	6/30/2008	6:45	517 RX	1450	3016	4373		0.015	0.0035		150	33	0.010	Part anal 7/10/08
891	FD-1	6:40	6:50	FD1063008	6/30/2008	6:40	518 RX	1450	2662	3860		0.032	0.0084		120	32	0.027	
892	FD-11	6:05	5:44	FD11070108	7/1/2008	6:05	472 RX	1419	2942	4174		0.018	0.0043		170	40	0.011	
893	FD-10	6:11	5:49	FD10070108	7/1/2008	6:11	473 RX	1418	3055	4331	<	0.010	0.0023	<	100	23	0.010	
894	FD-9	6:20	6:07	FD9070108	7/1/2008	6:20	474 RX	1427	2954	4216	<	0.010	0.0024		160	39	0.006	
895	FD-8	6:25	5:54	FD8070108	7/1/2008	6:25	475 RX	1409	2927	4124		0.013	0.0032		140	35	0.009	
896	FD-6	6:40	6:02	FD6070108	7/1/2008	6:40	476 RX	1402	3037	4258	<	0.010	0.0024		170	39	0.006	
897	FD-4	6:55	6:13	FD4070108	7/1/2008	6:55	477 RX	1398	2964	4143		0.012	0.0029		160	38	0.008	2008070221
898	FD-1	6:50	6:04	FD1070108	7/1/2008	6:50	478 RX	1394	2837	3955	<	0.010	0.0026		200	51	0.005	Receipt 7/8/08 Cr6
899	FD-11	5:44	6:08	FD11070208	7/2/2008	5:44	498 RX	1464	2911	4262		0.031	0.0072		150	35	0.021	Anal 7/16/08 Part
900	FD-10	12:42	6:13	FD10070208	7/2/2008	12:42	499 RX	1051	2763	2904	<	0.010	0.0035		100	36	0.010	Anal 7/10/08

Sample Identification											Results							
Location ID		Start Time	End Time	Field Sample ID	Sample Date	Sample Time	Filter #	Sampling Time (Min)	Avg Flow Rate (mlPM)	Total Volume (L)	Hexavalent Chromium (ug)		(ug/m3)	Total Particulate (ug)		(ug/m3)	% Cr6	Laboratory Work Order # (LWO#)
901	FD-9	6:07	6:23	FD9070208	7/2/2008	6:07	500 RX	1456	2967	4320	<	0.010	0.0023		130	31	0.008	
902	FD-8	5:54	6:17	FD8070208	7/2/2008	5:54	501 RX	1463	2902	4245		0.020	0.0047		110	26	0.018	
903	FD-6	6:02	6:47	FD6070208	7/2/2008	6:02	502 RX	1485	3065	4551	<	0.010	0.0022		140	32	0.007	
904	FD-4	6:13	6:51	FD4070208	7/2/2008	6:13	503 RX	1478	2933	4335		0.033	0.0076		130	29	0.025	
905	FD-1	6:04	6:42	FD1070208	7/2/2008	6:04	504 RX	1478	2998	4430		0.020	0.0045		140	31	0.014	
906	FD-11	6:08	6:08	FD11070308	7/3/2008	6:08	490 RX	5760	2932	16888		0.080	0.0048		580	34	0.014	2008070273 Receipt 7/8/08 Cr6 Anal 7/16/08 Part Anal 7/10/08
907	FD-10	6:13	6:13	FD10070308	7/3/2008	6:13	489 RX	5760	2760	15899		0.060	0.0038		500	31	0.012	
908	FD-9	6:23	6:21	FD9070308	7/3/2008	6:23	488 RX	5758	2993	17231		0.061	0.0035		530	31	0.012	
909	FD-8	6:17	6:26	FD8070308	7/3/2008	6:17	487 RX	5769	2962	17089		0.054	0.0031		510	30	0.011	
910	FD-6	6:47	6:47	FD6070308	7/3/2008	6:47	486 RX	5760	3057	17607		0.053	0.0030		600	34	0.009	
911	FD-4	6:51	6:54	FD4070308	7/3/2008	6:51	485 RX	5763	2936	16921		0.061	0.0036		540	32	0.011	
912	FD-1	6:42	6:43	FD1070308	7/3/2008	6:42	484 RX	5761	3010	17343		0.078	0.0045		590	34	0.013	
913	FD-11	6:08	6:12	FD11070708	7/7/2008	6:08	465 RX	1444	2952	4263		0.010	0.0025		130	30	0.008	2008070496 Receipt 7/15/08 Cr6 Anal 7/17/08 Part Anal 7/16/08
914	FD-10	6:13	6:20	FD10070708	7/7/2008	6:13	466 RX	1447	2740	3965		0.019	0.0048		110	28	0.017	
915	FD-9	6:21	6:29	FD9070708	7/7/2008	6:21	467 RX	1448	3006	4353	<	0.010	0.0023		140	32	0.007	
916	FD-8	6:26	6:24	FD8070708	7/7/2008	6:26	468 RX	1438	3019	4342	<	0.010	0.0023		110	26	0.009	
917	FD-6	6:47	6:48	FD6070708	7/7/2008	6:47	469 RX	1441	3071	4426		0.022	0.0049		140	33	0.016	
918	FD-4	6:54	6:54	FD4070708	7/7/2008	6:54	470 RX	1440	2844	4095		0.011	0.0027		130	32	0.008	
919	FD-1	6:43	6:45	FD1070708	7/7/2008	6:43	471 RX	1442	3015	4348		0.015	0.0035		150	35	0.010	
920	FD-11	6:12	6:14	FD11070808	7/8/2008	6:12	453 RX	1442	2938	4237		0.019	0.0046		180	42	0.011	
921	FD-10	6:20	6:20	FD10070808	7/8/2008	6:20	454 RX	1440	2727	3927		0.026	0.0067		130	32	0.020	
922	FD-9	6:29	6:26	FD9070808	7/8/2008	6:29	455 RX	1437	2765	3974		0.036	0.009		160	40	0.023	
923	FD-8	6:24	6:33	FD8070808	7/8/2008	6:24	456 RX	1449	2972	4306		0.034	0.0079		120	27	0.028	
924	FD-6	6:48	6:54	FD6070808	7/8/2008	6:48	457 RX	1446	3065	4432		0.028	0.0063		140	32	0.020	
925	FD-4	6:54	6:59	FD4070808	7/8/2008	6:54	458 RX	1445	2841	4105		0.027	0.0065		160	39	0.017	
926	FD-1	6:45	6:51	FD1070808	7/8/2008	6:45	459 RX	1446	3007	4348		0.027	0.0063		150	34	0.018	
927	FD-11	6:14	6:11	FD11070908	7/9/2008	6:14	1549 RX	1437	2926	4204	<	0.010	0.0024		140	32	0.007	
928	FD-10	6:20	6:18	FD10070908	7/9/2008	6:20	1550 RX	1438	2731	3928	<	0.010	0.0026		110	28	0.009	
929	FD-9	6:26	6:24	FD9070908	7/9/2008	6:26	1551 RX	1438	3017	4338	<	0.010	0.0023	<	100	23	0.010	
930	FD-8	6:33	6:28	FD8070908	7/9/2008	6:33	1552 RX	1435	2980	4276		0.013	0.0031	<	100	23	0.013	
931	FD-6	6:54	6:50	FD6070908	7/9/2008	6:54	1553 RX	1436	3054	4385		0.026	0.0059	<	100	23	0.026	
932	FD-4	6:59	6:55	FD4070908	7/9/2008	6:59	1554 RX	1436	2882	4138	<	0.010	0.0025		100	25	0.010	
933	FD-1	6:51	6:46	FD1070908	7/9/2008	6:51	1555 RX	1435	3006	4313		0.010	0.0024		100	24	0.010	
934	FD-11	6:11	6:15	FD11071008	7/10/2008	6:11	1559 RX	1444	2925	4224		0.023	0.0055		130	32	0.018	2008070542 Receipt 7/16/08 Cr6 Anal 7/21/08 Part Anal 7/17/08
935	FD-10	6:18	6:20	FD10071008	7/10/2008	6:18	1560 RX	1442	2709	3906		0.030	0.0078		130	34	0.023	
936	FD-9	6:24	6:25	FD9071008	7/10/2008	6:24	1561 RX	1441	2993	4314		0.032	0.0074		130	31	0.025	
937	FD-8	6:28	6:31	FD8071008	7/10/2008	6:28	1562 RX	1443	3000	4328		0.026	0.0061		110	25	0.024	
938	FD-6	6:50	6:53	FD6071008	7/10/2008	6:50	1563 RX	1443	3038	4384		0.025	0.0057		160	36	0.016	
939	FD-4	6:55	6:59	FD4071008	7/10/2008	6:55	1564 RX	1444	2854	4120		0.024	0.0059		120	29	0.020	
940	FD-1	6:46	6:49	FD1071008	7/10/2008	6:46	1565 RX	1443	2997	4325		0.027	0.0061		110	26	0.025	
941	FD-11	6:15	6:05	FD11071108	7/11/2008	6:15	1527 RX	4310	2904	12516		0.019	0.0015		290	23	0.007	
942	FD-10	6:20	6:10	FD10071108	7/11/2008	6:20	1528 RX	4310	2658	11454		0.016	0.0014		320	28	0.005	
943	FD-9	6:25	6:15	FD9071108	7/11/2008	6:25	1529 RX	4310	2952	12723		0.025	0.0020		330	26	0.008	
944	FD-8	6:31	6:25	FD8071108	7/11/2008	6:31	1530 RX	4314	2971	12815		0.018	0.0014		340	27	0.005	
945	FD-6	6:53	6:35	FD6071108	7/11/2008	6:53	1531 RX	4302	3017	12980		0.023	0.0018		350	27	0.007	
946	FD-4	6:59	6:47	FD4071108	7/11/2008	6:59	1532 RX	4308	2886	12433		0.020	0.0016		310	25	0.006	
947	FD-1	6:49	6:40	FD1071108	7/11/2008	6:49	1533 RX	4311	2976	12830		0.025	0.0020		490	38	0.005	
948	FD-11	6:05	6:00	FD11071408	7/14/2008	6:05	1537 RX	1435	2924	4196	<	0.010	0.0024		150	36	0.007	
949	FD-10	6:10	6:10	FD10071408	7/14/2008	6:10	1538 RX	1440	2663	3835	<	0.010	0.0027	<	100	26	0.010	
950	FD-9	6:15	6:20	FD9071408	7/14/2008	6:15	1539 RX	1445	2958	4274	<	0.010	0.0024		130	30	0.008	

Sample Identification											Results							
Location ID		Start Time	End Time	Field Sample ID	Sample Date	Sample Time	Filter #	Sampling Time (Min)	Avg Flow Rate (mlPM)	Total Volume (L)	Hexavalent Chromium (ug)		(ug/m3)	Total Particulate (ug)		(ug/m3)	% Cr6	Laboratory Work Order # (LWO#)
951	FD-8	6:25	6:30	FD8071408	7/14/2008	6:25	1540 RX	1445	2962	4280	<	0.010	0.0024		130	31	0.008	
952	FD-6	6:35	6:45	FD6071408	7/14/2008	6:35	1541 RX	1450	3011	4366	<	0.010	0.0023		130	29	0.008	
953	FD-4	6:47	6:55	FD4071408	7/14/2008	6:47	1542 RX	1448	2953	4276	<	0.010	0.0024		140	32	0.007	
954	FD-1	6:40	6:50	FD1071408	7/14/2008	6:40	1543 RX	1450	2974	4312	<	0.010	0.0024		110	26	0.009	
955	FD-11	6:00	6:00	FD11071508	7/15/2008	6:00	1521 RX	1440	2815	4054	<	0.010	0.0025		160	40	0.006	
956	FD-10	6:10	6:10	FD10071508	7/15/2008	6:10	1520 RX	1440	2799	4031	<	0.010	0.0025		120	31	0.008	
957	FD-9	6:20	6:15	FD9071508	7/15/2008	6:20	1512 RX	1435	2978	4274	<	0.010	0.0024		180	42	0.006	2008070668 Receipt 7/18/08 Cr6 Anal 7/24/08 Part Anal 7/22/08
958	FD-8	6:30	6:25	FD8071508	7/15/2008	6:30	1545 RX	1435	2939	4217	<	0.010	0.0024		150	35	0.007	
959	FD-6	6:45	6:35	FD6071508	7/15/2008	6:45	1544 RX	1430	3046	4355	<	0.010	0.0023		180	42	0.006	
960	FD-4	6:55	6:50	FD4071508	7/15/2008	6:55	1546 RX	1435	2931	4206	<	0.010	0.0024		160	38	0.006	
961	FD-1	6:50	6:45	FD1071508	7/15/2008	6:50	1516 RX	1435	3003	4309	<	0.010	0.0024		210	48	0.005	
962	FD-11	6:00	6:05	FD11071608	7/16/2008	6:00	1500 RX	1445	2803	4051	<	0.010	0.0025		170	41	0.006	
963	FD-10	6:10	6:09	FD10071608	7/16/2008	6:10	1501 RX	1439	2775	3994	<	0.010	0.0026		160	40	0.006	
964	FD-9	6:15	6:13	FD9071608	7/16/2008	6:15	1502 RX	1438	2961	4259	<	0.010	0.0024		180	41	0.006	
965	FD-8	6:25	6:26	FD8071608	7/16/2008	6:25	1503 RX	1441	2895	4172	<	0.010	0.0024		180	44	0.006	
966	FD-6	6:35	6:35	FD6071608	7/16/2008	6:35	1504 RX	1440	2999	4318	<	0.010	0.0024		210	49	0.005	
967	FD-4	6:50	6:45	FD4071608	7/16/2008	6:50	1505 RX	1435	2857	4100	<	0.010	0.0025		170	41	0.006	
968	FD-1	6:45	6:40	FD1071608	7/16/2008	6:45	1506 RX	1435	2987	4286	<	0.010	0.0024		250	58	0.004	
969	FD-11	6:05	13:41	FD11071708	7/17/2008	6:05	1622 RX	1896	2814	5335		0.031	0.0057		280	52	0.011	
970	FD-10	6:09	14:10	FD10071708	7/17/2008	6:09	1623 RX	1921	2768	5318		0.042	0.0079		250	47	0.017	
971	FD-9	6:13	13:25	FD9071708	7/17/2008	6:13	1624 RX	1872	2949	5521		0.023	0.0042		240	44	0.010	
972	FD-8	6:26	12:50	FD8071708	7/17/2008	6:26	1625 RX	1824	2951	5383		0.029	0.0055		220	40	0.013	
973	FD-6	6:35	11:41	FD6071708	7/17/2008	6:35	1626 RX	1746	3014	5262		0.017	0.0033		250	48	0.007	
974	FD-4	6:45	11:50	FD4071708	7/17/2008	6:45	1627 RX	1745	2780	4850		0.029	0.006		200	42	0.015	2008070767
975	FD-1	6:40	11:44	FD1071708	7/17/2008	6:40	1628 RX	1744	2986	5208		0.024	0.0045		240	47	0.010	Receipt 7/22/08 Cr6
976	FD-11	13:41	6:30	FD11071808	7/18/2008	13:41	1638 RX	3889	2793	10861		0.060	0.0055		500	46	0.012	Anal 7/25/08 Part
977	FD-10	14:10	6:25	FD10071808	7/18/2008	14:10	1639 RX	3855	2800	10796		0.049	0.0046		350	32	0.014	Anal 7/24/08
978	FD-9	13:25	6:20	FD9071808	7/18/2008	13:25	1641 RX	3895	2964	11544		0.061	0.0053		440	38	0.014	
979	FD-8	12:50	6:35	FD8071808	7/18/2008	12:50	1642 RX	3945	2949	11633		0.063	0.0054		410	36	0.015	
980	FD-6	11:41	6:40	FD6071808	7/18/2008	11:41	1643 RX	4019	3004	12073		0.053	0.0044		420	35	0.013	
981	FD-4	11:50	6:50	FD4071808	7/18/2008	11:50	1644 RX	4020	2815	11314		0.064	0.0056		420	37	0.015	
982	FD-1	11:44	6:43	FD1071808	7/18/2008	11:44	1645 RX	4019	2990	12017		0.067	0.0056		400	33	0.017	
983	FD-11	6:30	6:25	FD11072108	7/21/2008	6:30	1600 RX	1435	2743	3936		0.043	0.011		170	44	0.025	
984	FD-10	6:25	6:20	FD10072108	7/21/2008	6:25	1601 RX	1435	2812	4036		0.030	0.0074		100	25	0.030	
985	FD-9	6:20	6:15	FD9072108	7/21/2008	6:20	1602 RX	1435	2959	4245		0.045	0.011		130	31	0.035	
986	FD-8	6:35	6:30	FD8072108	7/21/2008	6:35	1603 RX	1435	2972	4265		0.040	0.0093		120	27	0.033	
987	FD-6	6:40	6:35	FD6072108	7/21/2008	6:40	1604 RX	1435	2961	4250		0.026	0.0061		140	34	0.019	
988	FD-4	6:50	6:45	FD4072108	7/21/2008	6:50	1605 RX	1435	2999	4304		0.041	0.0095		140	31	0.029	
989	FD-1	6:43	6:38	FD1072108	7/21/2008	6:43	1606 RX	1435	2982	4279		0.035	0.0083		120	29	0.029	
990	FD-11	6:25	6:25	FD11072208	7/22/2008	6:25	1610 RX	1440	2630	3787		0.022	0.0059		220	59	0.010	
991	FD-10	6:20	6:20	FD10072208	7/22/2008	6:20	1611 RX	1440	2909	4189		0.034	0.0081		160	37	0.021	
992	FD-9	6:15	6:15	FD9072208	7/22/2008	6:15	1612 RX	1440	2962	4265		0.016	0.0037		220	52	0.007	2008070898 Receipt 7/25/08 Cr6
993	FD-8	6:30	6:35	FD8072208	7/22/2008	6:30	1613 RX	1445	3024	4369		0.031	0.0071		190	44	0.016	Anal 7/31/08 Part
994	FD-6	6:35	6:40	FD6072208	7/22/2008	6:35	1614 RX	1445	3004	4341		0.042	0.0096		210	47	0.020	Anal 7/29/08
995	FD-4	6:45	6:50	FD4072208	7/22/2008	6:45	1615 RX	1445	3122	4512		0.040	0.0088		180	41	0.022	
996	FD-1	6:38	6:45	FD1072208	7/22/2008	6:38	1616 RX	1447	3011	4356		0.028	0.0065		240	54	0.012	
997	FD-11	6:25	6:25	FD11072308	7/23/2008	6:25	1578 RX	1440	2673	3849		0.017	0.0044		150	38	0.011	
998	FD-10	6:20	6:20	FD10072308	7/23/2008	6:20	1579 RX	1440	2862	4121		0.016	0.004	<	100	24	0.016	
999	FD-9	6:15	6:15	FD9072308	7/23/2008	6:15	1580 RX	1440	2957	4258		0.017	0.0041	<	100	23	0.017	
1000	FD-8	6:35	6:30	FD8072308	7/23/2008	6:35	1581 RX	1435	2994	4296		0.026	0.006		150	36	0.017	

Sample Identification											Results							
Location ID		Start Time	End Time	Field Sample ID	Sample Date	Sample Time	Filter #	Sampling Time (Min)	Avg Flow Rate (mlPM)	Total Volume (L)	Hexavalent Chromium (ug)		(ug/m3)	Total Particulate (ug)		(ug/m3)	% Cr6	Laboratory Work Order # (LWO#)
1001	FD-6	6:40	6:35	FD6072308	7/23/2008	6:40	1582 RX	1435	3013	4324		0.014	0.0032		190	44	0.007	
1002	FD-4	6:50	6:45	FD4072308	7/23/2008	6:50	1583 RX	1435	3117	4472		0.023	0.0051		170	38	0.014	
1003	FD-1	6:45	6:40	FD1072308	7/23/2008	6:45	1584 RX	1435	3026	4342		0.017	0.004		140	33	0.012	
1004	FD-11	6:25	6:31	FD11072408	7/24/2008	6:25	1588 RX	1446	2813	4068		0.018	0.0045	<	100	25	0.018	
1005	FD-10	6:20	6:25	FD10072408	7/24/2008	6:20	1589 RX	1445	2821	4076	<	0.010	0.0025	<	100	25	0.010	
1006	FD-9	6:15	6:20	FD9072408	7/24/2008	6:15	1590 RX	1445	3009	4348		0.020	0.0047	<	100	23	0.020	
1007	FD-8	6:30	6:36	FD8072408	7/24/2008	6:30	1591 RX	1446	3008	4350		0.023	0.0052	<	100	23	0.023	
1008	FD-6	6:35	6:43	FD6072408	7/24/2008	6:35	1592 RX	1448	3051	4418		0.022	0.0049		100	24	0.022	
1009	FD-4	6:45	6:55	FD4072408	7/24/2008	6:45	1593 RX	1450	3057	4432		0.020	0.0046	<	100	23	0.020	2008071049
1010	FD-1	6:40	6:50	FD1072408	7/24/2008	6:40	1594 RX	1450	3116	4519		0.019	0.0041	<	100	22	0.019	Receipt 7/29/08 Cr6
1011	FD-11	6:31	5:30	FD11072508	7/25/2008	6:31	1210 RX	4259	2933	12491		0.048	0.0038		420	34	0.011	Anal 8/5/08 Part
1012	FD-10	6:25	5:34	FD10072508	7/25/2008	6:25	1211 RX	4269	3013	12861		0.035	0.0027		390	30	0.009	Anal 7/30/08
1013	FD-9	6:20	6:02	FD9072508	7/25/2008	6:20	1212 RX	4302	3047	13107		0.028	0.0022		390	30	0.007	
1014	FD-8	6:36	5:37	FD8072508	7/25/2008	6:36	1213 RX	4261	3001	12789		0.037	0.0029		370	29	0.010	
1015	FD-6	6:43	5:45	FD6072508	7/25/2008	6:43	1214 RX	4262	3070	13085		0.041	0.0031		420	32	0.010	
1016	FD-4	6:55	6:15	FD4072508	7/25/2008	6:55	1215 RX	4280	3155	13505		0.029	0.0022		440	33	0.007	
1017	FD-1	6:50	6:00	FD1072508	7/25/2008	6:50	1216 RX	4270	3069	13103		0.032	0.0025		400	30	0.008	
1018	FD-11	5:30	5:30	FD11072808	7/28/2008	5:30	1203 RX	1440	2896	4170		0.052	0.012		250	60	0.021	
1019	FD-10	5:34	5:35	FD10072808	7/28/2008	5:34	1204 RX	1441	2944	4242		0.036	0.0086		160	37	0.023	
1020	FD-9	6:02	6:04	FD9072808	7/28/2008	6:02	1205 RX	1442	2991	4312		0.058	0.014		220	50	0.026	
1021	FD-8	5:37	5:38	FD8072808	7/28/2008	5:37	1206 RX	1441	2993	4312		0.031	0.0072		210	50	0.015	
1022	FD-6	5:45	5:58	FD6072808	7/28/2008	5:45	1207 RX	1453	3050	4432		0.064	0.014		260	59	0.025	
1023	FD-4	6:15	6:10	FD4072808	7/28/2008	6:15	1208 RX	1435	3264	4684		0.053	0.011		240	50	0.022	
1024	FD-1	6:00	6:01	FD1072808	7/28/2008	6:00	1209 RX	1441	2911	4195		0.077	0.018		210	50	0.037	
1025	FD-11	5:30	5:33	FD11072908	7/29/2008	5:30	1172 RX	1443	2857	4123		0.030	0.0072		390	94	0.008	
1026	FD-10	5:35	5:38	FD10072908	7/29/2008	5:35	1173 RX	1443	2934	4234		0.028	0.0067		190	46	0.015	
1027	FD-9	6:04	5:58	FD9072908	7/29/2008	6:04	1174 RX	1434	2945	4223		0.030	0.007		280	65	0.011	2008080027
1028	FD-8	5:38	5:41	FD8072908	7/29/2008	5:38	1175 RX	1443	2964	4276		0.043	0.01		280	66	0.015	Receipt 8/1/08 Cr6
1029	FD-6	5:58	5:52	FD6072908	7/29/2008	5:58	1176 RX	1434	3021	4332		0.026	0.0059		330	75	0.008	Anal 8/12/08 Part
1030	FD-4	6:10	6:07	FD4072908	7/29/2008	6:10	1177 RX	1437	3248	4667		0.023	0.005		310	66	0.007	Anal 8/5/08
1031	FD-1	6:01	5:54	FD1072908	7/29/2008	6:01	1178 RX	1433	2907	4166		0.044	0.011		300	73	0.015	
1032	FD-11	5:33	5:28	FD11073008	7/30/2008	5:33	1190 RX	1435	2838	4072		0.019	0.0045		300	74	0.006	
1033	FD-10	5:38	5:32	FD10073008	7/30/2008	5:38	1191 RX	1434	2951	4231		0.019	0.0045	<	100	24	0.019	
1034	FD-9	5:58	5:54	FD9073008	7/30/2008	5:58	1192 RX	1436	2922	4196		0.029	0.007		240	56	0.012	
1035	FD-8	5:41	5:36	FD8073008	7/30/2008	5:41	1193 RX	1435	2916	4184		0.029	0.007		220	53	0.013	
1036	FD-6	5:52	5:48	FD6073008	7/30/2008	5:52	1194 RX	1436	2994	4300		0.025	0.0058		260	61	0.010	
1037	FD-4	6:07	6:08	FD4073008	7/30/2008	6:07	1195 RX	1441	3255	4690		0.025	0.0052		280	59	0.009	
1038	FD-1	5:54	5:52	FD1073008	7/30/2008	5:54	1196 RX	1438	2931	4214		0.023	0.0055		310	74	0.007	
1039	FD-11	5:28	5:38	FD11073108	7/31/2008	5:28	1150 RX	1450	2838	4116		0.042	0.01		270	65	0.016	
1040	FD-10	5:32	5:43	FD10073108	7/31/2008	5:32	1151 RX	1451	2949	4279	<	0.010	0.0023	<	100	23	0.010	2008080150
1041	FD-9	5:54	6:04	FD9073108	7/31/2008	5:54	1152 RX	1450	2920	4234		0.033	0.0078		200	47	0.017	Receipt 8/6/08 Cr6
1042	FD-8	5:36	5:49	FD8073108	7/31/2008	5:36	1153 RX	1453	2925	4250		0.043	0.01		170	40	0.025	Anal 8/14/08 Part
1043	FD-6	5:48	6:00	FD6073108	7/31/2008	5:48	1154 RX	1452	2989	4340		0.043	0.0099		180	42	0.024	Anal 8/7/08
1044	FD-4	6:08	6:09	FD4073108	7/31/2008	6:08	1155 RX	1441	3265	4705		0.046	0.0098		210	44	0.022	
1045	FD-1	5:52	6:01	FD1073108	7/31/2008	5:52	1156 RX	1449	2881	4174		0.038	0.009		200	47	0.019	
1046	FD-11	5:38	6:19	FD11080108	8/1/2008	5:38	1872 RX	4361	2864	12490		0.029	0.0023		350	28	0.008	
1047	**FD-10**	**Pump found off @ pickup - sample discarded**													320	23	0.000	2008080150
1048	FD-9	6:04	6:28	FD9080108	8/1/2008	6:04	1874 RX	4344	2943	12785		0.031	0.0024		320	25	0.010	Receipt 8/6/08 Cr6
1049	FD-8	5:49	6:38	FD8080108	8/1/2008	5:49	1875 RX	4369	2964	12949		0.043	0.0033		320	25	0.013	Anal 8/14/08 Part
1050	FD-6	6:00	6:35	FD6080108	8/1/2008	6:00	1876 RX	4355	2983	12990		0.030	0.0023		320	24	0.009	Anal 8/7/08

Sample Identification											Results							
Location ID		Start Time	End Time	Field Sample ID	Sample Date	Sample Time	Filter #	Sampling Time (Min)	Avg Flow Rate (mlPM)	Total Volume (L)	Hexavalent Chromium (ug)		(ug/m3)	Total Particulate (ug)		(ug/m3)	% Cr6	Laboratory Work Order # (LWO#)
1051	FD-4	Pump found off @ pickup - sample discarded													100	23	0.000	Anal 8/7/08
1052	FD-1	6:01	6:33	FD1080108	8/1/2008	6:01	1878 RX	4352	2838	12350		0.021	0.0017		380	31	0.006	
1053	FD-11	6:19	6:35	FD11080408	8/4/2008	6:19	1871 RX	1456	2877	4189		0.013	0.0032		120	79	0.011	
1054	FD-10	6:23	6:30	FD10080408	8/4/2008	6:23	1870 RX	1447	2901	4198		0.026	0.0062		140	23	0.019	
1055	FD-9	6:28	6:25	FD9080408	8/4/2008	6:28	1869 RX	1437	2967	4264		0.031	0.0073		140	34	0.022	
1056	FD-8	6:38	6:40	FD8080408	8/4/2008	6:38	1865 RX	1442	2981	4299		0.015	0.0034	<	100	23	0.015	
1057	FD-6	6:35	6:50	FD6080408	8/4/2008	6:35	1867 RX	1455	3007	4376		0.024	0.0054		130	30	0.018	
1058	FD-4	9:46	7:00	FD4080408	8/4/2008	9:46	1866 RX	1274	3121	3976		0.033	0.0083	<	100	25	0.033	
1059	FD-1	6:33	6:43	FD1080408	8/4/2008	6:33	1868 RX	1450	2852	4136		0.025	0.006		150	37	0.017	
1060	FD-11	6:35	10:30	FD11080508	8/5/2008	6:35	1882 RX	1466	2857	4189	<	0.010	0.0024		190	46	0.005	
1061	FD-10	6:30	10:25	FD10080508	8/5/2008	6:30	1883 RX	1472	2852	4198	<	0.010	0.0024		160	38	0.006	
1062	FD-9	6:25	10:17	FD9080508	8/5/2008	6:25	1884 RX	1435	2972	4264	<	0.010	0.0024		160	36	0.006	2008080240 Receipt 8/8/08 Cr6 Anal 8/14/08 Part Anal 8/12/08
1063	FD-8	6:40	10:35	FD8080508	8/5/2008	6:40	1885 RX - or	1454	2956	4299	<	0.010	0.0023		150	35	0.007	
1064	FD-6	6:50	10:13	FD6080508	8/5/2008	6:50	1886 RX	1435	3049	4376	<	0.010	0.0023		180	40	0.006	
1065	FD-4	7:00	9:56	FD4080508	8/5/2008	7:00	1887 RX	962	3092	2973	<	0.010	0.0034		150	50	0.007	
1066	FD-1	6:43	10:10	FD1080508	8/5/2008	6:43	1888 RX	1438	2876	4136	<	0.010	0.0024		210	51	0.005	
1067	FD-11	10:30	10:45	FD11080608	8/6/2008	10:30	1847 RX	1455	2886	4200		0.049	0.012		150	36	0.033	
1068	FD-10	10:25	10:40	FD10080608	8/6/2008	10:25	1848 RX	1455	2877	4186		0.016	0.0038	<	100	24	0.016	
1069	FD-9	10:17	10:30	FD9080608	8/6/2008	10:17	1849 RX	1453	2986	4338		0.086	0.020		150	35	0.057	
1070	FD-8	10:35	10:00	FD8080608	8/6/2008	10:35	1850 RX	1405	2949	4143		0.036	0.0087		140	33	0.026	
1071	FD-6	10:13	9:40	FD6080608	8/6/2008	10:13	1851 RX	1407	3045	4284		0.040	0.0094		160	38	0.025	
1072	FD-4	9:56	9:30	FD4080608	8/6/2008	9:56	1852 RX	1414	3088	4366		0.026	0.0059		150	33	0.017	
1073	FD-1	10:10	9:50	FD1080608	8/6/2008	10:10	1853 RX	1420	2888	4102		0.049	0.012		140	34	0.035	
1074	FD-11	10:45	6:25	FD11080708	8/7/2008	10:45	1857 RX	1180	2879	3397		0.031	0.0093		120	35	0.026	
1075	FD-10	10:40	6:29	FD10080708	8/7/2008	10:40	1823 RX	1189	2878	3422		0.025	0.0072	<	100	29	0.025	
1076	FD-9	10:30	6:32	FD9080708	8/7/2008	10:30	1859 RX	1202	2980	3582		0.033	0.0091		100	28	0.033	
1077	FD-8	10:00	6:35	FD8080708	8/7/2008	10:00	1860 RX	1235	2894	3574		0.051	0.014	<	100	28	0.051	
1078	FD-6	9:40	6:44	FD6080708	8/7/2008	9:40	1861 RX	1264	3001	3793		0.059	0.016		100	28	0.059	
1079	FD-4	9:30	6:46	FD4080708	8/7/2008	9:30	1822 RX	1276	3120	3981		0.075	0.019		120	31	0.063	2008080487
1080	FD-1	9:50	6:50	FD1080708	8/7/2008	9:50	1858 RX	1260	2866	3611		0.039	0.011		110	30	0.035	Receipt 8/14/08 Cr6
1081	FD-11	6:25	8:29	FD11080808	8/8/2008	6:25	1935 RX	4444	2840	12623		0.031	0.0025		240	19	0.013	Anal 8/21/08 Part
1082	FD-10	6:29	8:34	FD10080808	8/8/2008	6:29	1936 RX	4445	2840	12625		0.020	0.0016	<	100	7.9	0.020	Anal 8/18/08
1083	FD-9	6:32	8:22	FD9080808	8/8/2008	6:32	1937 RX	4430	2981	13208		0.026	0.0020		250	19	0.010	
1084	FD-8	6:35	8:41	FD8080808	8/8/2008	6:35	1938 RX	4446	2923	12997		0.033	0.0026		250	19	0.013	
1085	FD-6	6:44	8:17	FD6080808	8/8/2008	6:44	1939 RX	4413	3027	13359		0.066	0.0049		240	18	0.028	
1086	FD-4	6:46	8:12	FD4080808	8/8/2008	6:46	1940 RX	4406	3128	13780		0.022	0.0016		220	16	0.010	
1087	FD-1	6:50	8:15	FD1080808	8/8/2008	6:50	1941 RX	4405	2851	12557		0.031	0.0025		300	24	0.010	
1088	FD-11	8:29	5:38	FD11081108	8/11/2008	8:29	2634 RX	1269	2853	3621		0.038	0.010	<	100	28	0.038	
1089	FD-10	8:34	5:42	FD10081108	8/11/2008	8:34	2635 RX	1268	2865	3633		0.052	0.014	<	100	28	0.052	
1090	FD-9	8:22	6:08	FD9081108	8/11/2008	8:22	2636 RX	1306	3006	3926		0.061	0.015	<	100	25	0.061	
1091	FD-8	8:41	5:45	FD8081108	8/11/2008	8:41	2637 RX	1264	2983	3771		0.040	0.011	<	100	27	0.040	
1092	FD-6	8:17	6:08	FD6081108	8/11/2008	8:17	2638 RX	1311	3093	4055		0.050	0.012	<	100	25	0.050	
1093	FD-4	8:12	6:15	FD4081108	8/11/2008	8:12	2639 RX	1323	3103	4105		0.029	0.0070	<	100	24	0.029	
1094	FD-1	8:15	6:04	FD1081108	8/11/2008	8:15	2640 RX	1309	2861	3745		0.080	0.021	<	100	27	0.080	
1095	FD-11	5:38	6:08	FD11081208	8/12/2008	5:38	2644 RX	1470	2879	4233		0.060	0.014	<	100	24	0.060	
1096	FD-10	5:42	6:12	FD10081208	8/12/2008	5:42	2645 RX	1470	2891	4250		0.056	0.013	<	100	24	0.056	
1097	FD-9	6:08	6:04	FD9081208	8/12/2008	6:08	2646 RX	1436	3026	4346		0.064	0.015	<	100	23	0.064	2008080545
1098	FD-8	5:45	6:00	FD8081208	8/12/2008	5:45	2647 RX	1455	2942	4281		0.039	0.0092	<	100	23	0.039	Receipt 8/18/08 Cr6
1099	FD-6	6:08	5:55	FD6081208	8/12/2008	6:08	2648 RX	1427	3078	4393		0.069	0.016		110	26	0.063	Anal 8/27/08 Part
1100	FD-4	6:15	5:50	FD4081208	8/12/2008	6:15	2649 RX	1415	3099	4385		0.050	0.011	<	100	23	0.050	Anal 8/21/08

Sample Identification											Results							
Location ID		Start Time	End Time	Field Sample ID	Sample Date	Sample Time	Filter #	Sampling Time (Min)	Avg Flow Rate (mlPM)	Total Volume (L)	Hexavalent Chromium (ug)		(ug/m3)	Total Particulate (ug)		(ug/m3)	% Cr6	Laboratory Work Order # (LWO#)
1101	FD-1	6:04	5:56	FD1081208	8/12/2008	6:04	2650 RX	1432	2888	4136		0.062	0.015	<	100	24	0.062	
1102	FD-11	6:08	5:29	FD11081308	8/13/2008	6:08	2610 RX	1401	2922	4094		0.019	0.0046		140	35	0.014	
1103	FD-10	6:12	5:34	FD10081308	8/13/2008	6:12	2611 RX	1402	2871	4025		0.034	0.0084	<	100	25	0.034	
1104	FD-9	6:04	5:59	FD9081308	8/13/2008	6:04	2612 RX	1435	3019	4332		0.032	0.0073		120	27	0.027	
1105	FD-8	6:00	5:37	FD8081308	8/13/2008	6:00	2613 RX	1417	2808	3978		0.020	0.0051		130	32	0.015	
1106	FD-6	5:55	5:50	FD6081308	8/13/2008	5:55	2614 RX	1435	3081	4421		0.024	0.0055		180	40	0.013	
1107	FD-4	5:50	6:06	FD4081308	8/13/2008	5:50	2615 RX	1456	3100	4514		0.025	0.0055		160	35	0.016	
1108	FD-1	5:56	5:54	FD1081308	8/13/2008	5:56	2616 RX	1438	2908	4182		0.024	0.0058		220	52	0.011	
1109	FD-11	5:29	5:36	FD11081408	8/14/2008	5:29	2620 RX	1447	2939	4253	<	0.010	0.0024		170	40	0.006	
1110	FD-10	5:34	5:40	FD10081408	8/14/2008	5:34	2621 RX	1446	2880	4164	<	0.010	0.0024		150	35	0.007	
1111	FD-9	5:59	6:20	FD9081408	8/14/2008	5:59	2622 RX	1461	2990	4369		0.027	0.0063		150	34	0.018	
1112	FD-8	5:37	5:43	FD8081408	8/14/2008	5:37	2623 RX	1446	2788	4031		0.042	0.010		150	38	0.028	
1113	FD-6	5:50	6:15	FD6081408	8/14/2008	5:50	2624 RX	1465	3078	4510		0.016	0.0035		210	47	0.008	
1114	FD-4	6:06	6:02	FD4081408	8/14/2008	6:06	2625 RX	1436	3092	4440	<	0.010	0.0023		150	33	0.007	2008080659
1115	FD-1	5:54	6:16	FD1081408	8/14/2008	5:54	2626 RX	1462	2891	4227		0.029	0.0070		220	53	0.013	Receipt 8/19/08 Cr6
1116	FD-11	5:36	6:10	FD11081508	8/15/2008	5:36	2588 RX	4354	2939	12795		0.026	0.0021		240	19	0.011	Anal 8/27/08 Part
1117	FD=10	**Pump found off @ pickup - sample discarded**																Anal 8/21/08
1118	FD-9	6:20	6:19	FD9081508	8/15/2008	6:20	2590 RX	4319	2980	12871		0.019	0.0015		250	19	0.008	
1119	FD-8	5:43	6:26	FD8081508	8/15/2008	5:43	2591 RX	4363	2920	12741		0.027	0.0021		230	18	0.012	
1120	FD-6	6:15	6:22	FD6081508	8/15/2008	6:15	2592 RX	4327	3065	13262		0.013	0.0010		280	21	0.005	
1121	FD-4	6:02	6:29	FD4081508	8/15/2008	6:02	2593 RX	4347	3109	13516		0.044	0.0032		230	17	0.019	
1122	FD-1	6:16	6:21	FD1081508	8/15/2008	6:16	2594 RX	4325	2878	12448		0.041	0.0033		250	20	0.016	
1123	FD-11	6:10	6:28	FD11081808	8/18/2008	6:10	2598 RX	1458	2926	4266	<	0.010	0.0024		220	51	0.005	
1124	FD-10	6:14	6:25	FD10081808	8/18/2008	6:14	2599 RX	1451	3005	4360		0.020	0.0046		250	57	0.008	
1125	FD-9	6:19	6:21	FD9081808	8/18/2008	6:19	2600 RX	1442	2993	4316		0.027	0.0062		220	50	0.012	
1126	FD-8	6:26	6:40	FD8081808	8/18/2008	6:26	2601 RX	1454	2923	4250		0.019	0.0045		170	40	0.011	
1127	FD-6	6:22	6:33	FD6081808	8/18/2008	6:22	2602 RX	1451	3163	4589		0.016	0.0035		230	50	0.007	
1128	FD-4	6:29	6:43	FD4081808	8/18/2008	6:29	2603 RX	1454	3113	4526		0.012	0.0026		240	52	0.005	
1129	FD-1	6:21	6:32	FD1081808	8/18/2008	6:21	2604 RX	1451	2924	4243		0.018	0.0041		180	42	0.010	
1130	FD-11	6:28	6:34	FD11081908	8/19/2008	6:28	2747 rx	1446	2889	4178		0.025	0.0059		110	27	0.023	
1131	FD-10	6:25	6:30	FD10081908	8/19/2008	6:25	2748 rx	1445	2958	4274		0.031	0.0071		160	38	0.019	
1132	FD-9	6:21	6:25	FD9081908	8/19/2008	6:21	2749 rx	1444	2991	4319		0.033	0.0077		160	37	0.021	2008080856
1133	FD-8	6:40	6:43	FD8081908	8/19/2008	6:40	2750 rx	1443	2875	4148		0.025	0.0061		100	25	0.025	Receipt 8/25/08 Cr6
1134	FD-6	6:33	6:40	FD6081908	8/19/2008	6:33	2751 rx	1447	3117	4510		0.031	0.0068		220	49	0.014	Anal 8/29/08 Part
1135	FD-4	6:43	6:46	FD4081908	8/19/2008	6:43	2752 RX	1443	3108	4484		0.015	0.0033		130	28	0.012	Anal 8/26/08
1136	FD-1	6:32	6:38	FD1081908	8/19/2008	6:32	2753 RX	1446	2909	4206		0.030	0.0072		170	41	0.018	
1137	FD-11	6:34	6:42	FD11082008	8/20/2008	6:34	2763 RX	1448	2883	4174		0.032	0.0078	<	100	24	0.032	
1138	FD-10	**Pump found off @ pickup - sample discarded**																
1139	FD-9	6:25	6:34	FD9082008	8/20/2008	6:25	2765 RX	1449	2990	4332		0.023	0.0053		130	30	0.018	
1140	FD-8	6:43	6:54	FD8082008	8/20/2008	6:43	2766 RX	1451	2886	4187		0.025	0.0059		150	35	0.017	
1141	FD-6	6:40	6:47	FD6082008	8/20/2008	6:40	2767 RX	1447	3023	4375		0.037	0.0084		170	39	0.022	
1142	FD-4	6:46	6:58	FD4082008	8/20/2008	6:46	2768 RX	1452	3131	4547		0.023	0.0050		120	27	0.019	
1143	FD-1	6:38	6:45	FD1082008	8/20/2008	6:38	2769 RX	1447	2885	4175		0.022	0.0053		150	35	0.015	
1144	FD-11	6:42	6:36	FD11082108	8/21/2008	6:42	2722 RX	1434	2879	4128		0.017	0.0042		130	31	0.013	
1145	FD-10	6:37	6:32	FD10082108	8/21/2008	6:37	2723 RX	1435	2952	4236	<	0.010	0.0024		120	28	0.008	
1146	FD-9	6:34	6:28	FD9082108	8/21/2008	6:34	2724 RX	1434	2961	4245	<	0.010	0.0024		130	30	0.008	
1147	FD-8	6:54	6:44	FD8082108	8/21/2008	6:54	2725 RX	1430	2922	4178		0.015	0.0037		140	34	0.011	
1148	FD-6	6:47	6:41	FD6082108	8/21/2008	6:47	2726 RX	1434	3012	4320		0.019	0.0043		180	41	0.011	
1149	FD-4	6:58	6:47	FD4082108	8/21/2008	6:58	2770 RX	1429	3069	4385	<	0.010	0.0023		130	29	0.008	2008080980
1150	FD-1	6:45	6:39	FD1082108	8/21/2008	6:45	2771 RX	1434	2884	4136		0.015	0.0035		180	43	0.008	Receipt 8/28/08 Cr6

Sample Identification											Results							
Location ID		Start Time	End Time	Field Sample ID	Sample Date	Sample Time	Filter #	Sampling Time (Min)	Avg Flow Rate (mlPM)	Total Volume (L)	Hexavalent Chromium (ug)		(ug/m3)	Total Particulate (ug)		(ug/m3)	% Cr6	Laboratory Work Order # (LWO#)
1151	FD-11	6:36	6:10	FD11082208	8/22/2008	6:36	2736 RX	4294	2866	12307		0.012	0.00094		280	23	0.004	Anal 9/8/08 Part
1152	FD-10	6:32	6:07	FD10082208	8/22/2008	6:32	2737 RX	4295	3890	16706		0.017	0.0010		110	68	0.015	Anal 8/29/08
1153	FD-9	6:28	6:04	FD9082208	8/22/2008	6:28	2738 RX	4296	2952	12680		0.017	0.0014		250	20	0.007	
1154	FD-8	6:44	6:01	FD8082208	8/22/2008	6:44	2739 RX	4277	2939	12569		0.011	0.00084		240	19	0.005	
1155	FD-6	6:41	5:49	FD6082208	8/22/2008	6:41	2740 RX	4268	3016	12874		0.016	0.0013		280	22	0.006	
1156	FD-4	6:47	5:55	FD4082208	8/22/2008	6:47	2741 RX	4268	3047	13003		0.015	0.0012		280	22	0.005	
1157	FD-1	6:39	5:51	FD1082208	8/22/2008	6:39	2742 RX	4272	2886	12327	<	0.010	0.00081		280	23	0.004	
1158	FD-11	6:10	6:03	FD11082508	8/25/2008	6:10	2743 RX	1433	2873	4116		0.022	0.0054		170	41	0.013	
1159	FD-10	6:07	5:59	FD10082508	8/25/2008	6:07	2744 RX	1432	3882	5559	<	0.010	0.0018	<	100	18	0.010	
1160	FD-9	6:04	5:56	FD9082508	8/25/2008	6:04	2745 RX	1432	2979	4266		0.018	0.0043		100	23	0.018	
1161	FD-8	6:01	5:54	FD8082508	8/25/2008	6:01	2746 RX	1433	2916	4179		0.012	0.0028		130	30	0.009	
1162	FD-6	5:49	5:49	FD6082508	8/25/2008	5:49	2697 RX	1440	3055	4399		0.024	0.0054		160	36	0.015	
1163	FD-4	5:55	6:15	FD4082508	8/25/2008	5:55	2698 RX	1460	3074	4489		0.023	0.0052		130	30	0.018	
1164	FD-1	5:51	5:52	FD1082508	8/25/2008	5:51	2699 RX	1441	2902	4182		0.023	0.0054	<	150	35	0.015	
1165	FD-11	6:03	5:37	FD11082608	8/26/2008	6:03	2700 RX	1414	2877	4068		0.036	0.0089	<	100	25	0.036	
1166	FD-10	5:59	5:42	FD10082608	8/26/2008	5:59	2701 RX	1423	3057	4351		0.012	0.0028		100	23	0.012	
1167	FD-9	5:56	6:06	FD9082608	8/26/2008	5:56	2702 RX	1450	2965	4299		0.022	0.0052		120	28	0.018	2008081021
1168	FD-8	5:54	5:46	FD8082608	8/26/2008	5:54	2703 RX	1432	2878	4122		0.050	0.012		110	27	0.045	Receipt 8/29/08 Cr6
1169	FD-6	5:49	6:00	FD6082608	8/26/2008	5:49	2704 RX	1451	3048	4423		0.040	0.0090		170	39	0.024	Anal 9/8/08 Part
1170	FD-4	6:15	6:13	FD4082608	8/26/2008	6:15	2705 RX	1438	3109	4471		0.028	0.0062		110	25	0.025	Anal 9/2/08
1171	FD-1	5:52	6:02	FD1082608	8/26/2008	5:52	2706 RX	1450	2880	4176		0.050	0.012		130	32	0.038	
1172	FD-11	5:37	5:41	FD11082708	8/27/2008	5:37	2351 RY	1444	2896	4182		0.026	0.0062		110	27	0.024	
1173	FD-10	**Pump found off @ pickup - sample discarded**																
1174	FD-9	6:06	6:19	FD9082708	8/27/2008	6:06	2353 RY	1453	2944	4277		0.025	0.0058		130	31	0.019	
1175	FD-8	5:46	5:49	FD8082708	8/27/2008	5:46	2354 RY	1443	2899	4183		0.026	0.0062		150	36	0.017	
1176	FD-6	6:00	6:16	FD6082708	8/27/2008	6:00	2355 RY	1456	3039	4425		0.032	0.0072		190	44	0.017	
1177	FD-4	6:13	6:24	FD4082708	8/27/2008	6:13	2356 RY	1451	3147	4567		0.024	0.0053		210	45	0.011	
1178	FD-1	6:02	6:17	FD1082708	8/27/2008	6:02	2357 RY	1455	2892	4208		0.026	0.0061		160	39	0.016	
1179	FD-11	5:41	5:34	FD11082808	8/28/2008	5:41	2358 RY	1433	2909	4169		0.017	0.0042		140	35	0.012	
1180	FD-10	5:45	5:38	FD10082808	8/28/2008	5:45	2359 RY	1433	3124	4477	<	0.010	0.0022	<	100	22	0.010	
1181	FD-9	6:19	6:03	FD9082808	8/28/2008	6:19	2360 RY	1424	2930	4172		0.013	0.0031		160	39	0.008	
1182	FD-8	5:49	5:42	FD8082808	8/28/2008	5:49	2361 RY	1433	2929	4197	<	0.010	0.0024		150	35	0.007	
1183	FD-6	6:16	5:58	FD6082808	8/28/2008	6:16	2362 RY	1422	3023	4299	<	0.010	0.0023		180	42	0.006	
1184	FD-4	6:24	6:10	FD4082808	8/28/2008	6:24	2363 RY	1426	3123	4453		0.030	0.0068		450	100	0.007	2008090069
1185	FD-1	6:17	5:59	FD1082808	8/28/2008	6:17	2364 RY	1422	2871	4083		0.016	0.0038		150	37	0.011	Receipt 9/3/08 Cr6
1186	FD-11	5:34	5:33	FD11082908	8/29/2008	5:34	2326 RY	5759	2893	16659		0.048	0.0029		280	17	0.017	Anal 9/9/08 Part
1187	FD-10	5:38	5:37	FD10082908	8/29/2008	5:38	2350 RY	5759	3008	17324		0.050	0.0029		210	12	0.024	Anal 9/4/08
1188	FD-9	6:03	6:13	FD9082908	8/29/2008	6:03	2328 RY	5770	2924	16869		0.042	0.0025		290	17	0.014	
1189	FD-8	5:42	5:40	FD8082908	8/29/2008	5:42	2329 RY	5758	2954	17010		0.045	0.0027		250	15	0.018	
1190	FD-6	5:58	5:51	FD6082908	8/29/2008	5:58	2330 RY	5753	2994	17225		0.055	0.0032		340	20	0.016	
1191	FD-4	6:10	5:57	FD4082908	8/29/2008	6:10	2331 RY	5747	3098	17803		0.048	0.0027		310	18	0.015	
1192	FD-1	5:59	5:53	FD1082908	8/29/2008	5:59	2332 RY	5754	2839	16337		0.047	0.0029		300	18	0.016	
1193	FD-11	5:33	6:22	FD11090208	9/2/2008	5:33	2335 RY	1489	2888	4300		0.013	0.0030		120	27	0.011	
1194	FD-10	5:37	6:14	FD10090208	9/2/2008	5:37	2336 RY	1477	3013	4449		0.031	0.0071		120	27	0.026	
1195	FD-9	6:13	6:10	FD9090208	9/2/2008	6:13	2337 RY	1437	2944	4230		0.023	0.0055		120	29	0.019	
1196	FD-8	5:40	6:30	FD8090208	9/2/2008	5:40	2338 RY	1490	2976	4435		0.031	0.0070		120	28	0.026	
1197	FD-6	5:51	6:00	FD6090208	9/2/2008	5:51	2339 RY	1449	3030	4391		0.020	0.0046		180	40	0.011	
1198	FD-4	5:57	6:40	FD4090208	9/2/2008	5:57	2340 RY	1483	3094	4589		0.013	0.0028		180	40	0.007	2008090173
1199	FD-1	5:53	6:05	FD1090208	9/2/2008	5:53	2341 RY	1452	2875	4174		0.010	0.0025		180	44	0.006	Receipt 9/5/08 Cr6
1200	FD-11	6:22	5:38	FD11090308	9/3/2008	6:22	2301 RY	1396	2893	4039	<	0.010	0.0025		170	43	0.006	Anal 9/11/08 Part

Sample Identification											Results							
Location ID		Start Time	End Time	Field Sample ID	Sample Date	Sample Time	Filter #	Sampling Time (Min)	Avg Flow Rate (mlPM)	Total Volume (L)	Hexavalent Chromium (ug)		(ug/m3)	Total Particulate (ug)		(ug/m3)	% Cr6	Laboratory Work Order # (LWO#)
1201	FD-10	6:14	5:43	FD10090308	9/3/2008	6:14	2302 RY	1409	2949	4155		0.011	0.0027		100	25	0.011	Anal 9/9/08
1202	FD-9	6:10	6:06	FD9090308	9/3/2008	6:10	2303 RY	1436	2973	4269		0.020	0.0048		110	26	0.018	
1203	FD-8	6:30	5:46	FD8090308	9/3/2008	6:30	2304 RY	1396	2986	4169	<	0.010	0.0024		100	25	0.010	
1204	FD-6	6:00	6:02	FD6090308	9/3/2008	6:00	2305 RY	1442	3044	4390		0.017	0.0038		150	35	0.011	
1205	FD-4	6:40	6:13	FD4090308	9/3/2008	6:40	2306 RY	1413	3082	4355	<	0.010	0.0023		120	28	0.008	
1206	FD-1	6:05	6:04	FD1090308	9/3/2008	6:05	2307 RY	1439	2889	4157		0.011	0.0027		160	38	0.007	
1207	FD-11	5:38	6:35	FD11090408	9/4/2008	5:38	2310 RY	1497	2889	4325	<	0.010	0.0023		260	61	0.004	
1208	FD-10	5:43	6:30	FD10090408	9/4/2008	5:43	2311 RY	1487	2922	4345		0.012	0.0027		200	47	0.006	
1209	FD-9	6:06	6:25	FD9090408	9/4/2008	6:06	2312 RY	1459	2981	4349		0.018	0.0042		210	49	0.009	
1210	FD-8	5:46	6:40	FD8090408	9/4/2008	5:46	2313 RY	1494	2992	4470		0.016	0.0036		220	50	0.007	
1211	FD-6	6:02	6:45	FD6090408	9/4/2008	6:02	2314 RY	1483	3026	4487		0.015	0.0032		290	64	0.005	
1212	FD-4	6:13	6:55	FD4090408	9/4/2008	6:13	2315 RY	1482	3070	4550		0.020	0.0045		210	47	0.010	2008090274
1213	FD-1	6:04	6:50	FD1090408	9/4/2008	6:04	2316 RY	1486	2879	4279		0.014	0.0033		240	55	0.006	Receipt 9/9/08 Cr6
1214	FD-11	6:35	5:30	FD11090508	9/5/2008	6:35	2276 RY	4255	2892	12304		0.024	0.0020		240	19	0.010	Anal 9/17/08 Part
1215	FD-10	6:30	5:40	FD10090508	9/5/2008	6:30	2277 RY	4270	2916	12452		0.038	0.0031		200	16	0.019	Anal 9/11/08
1216	FD-9	6:25	5:50	FD9090508	9/5/2008	6:25	2278 RY	4285	3013	12911		0.019	0.0015		220	17	0.009	
1217	FD-8	6:40	6:00	FD8090508	9/5/2008	6:40	2279 RY	4280	3014	12900		0.035	0.0027		220	17	0.016	
1218	FD-6	6:45	6:05	FD6090508	9/5/2008	6:45	2280 RY	4280	3094	13244		0.032	0.0024		300	23	0.011	
1219	FD-4	6:55	6:20	FD4090508	9/5/2008	6:55	2281 RY	4285	3059	13106		0.016	0.0013		240	18	0.007	
1220	FD-1	6:50	6:10	FD1090508	9/5/2008	6:50	2282 RY	4280	2873	12298		0.014	0.0011		140	12	0.010	
1221	FD-11	5:30	5:40	FD11090808	9/8/2008	5:30	2283 RY	1450	2910	4220		0.018	0.0042		160	39	0.011	
1222	FD-10	5:40	5:35	FD10090808	9/8/2008	5:40	2284 RY	1435	2932	4208		0.021	0.005		130	30	0.016	
1223	FD-9	5:50	5:30	FD9090808	9/8/2008	5:50	2285 RY	1420	3018	4286		0.030	0.0069		140	32	0.021	
1224	FD-8	6:00	5:45	FD8090808	9/8/2008	6:00	2286 RY	1425	2995	4268		0.028	0.0067		120	27	0.023	
1225	FD-6	6:05	6:35	FD6090808	9/8/2008	6:05	2287 RY	1470	3097	4552		0.013	0.0029		140	31	0.009	
1226	FD-4	6:20	6:40	FD4090808	9/8/2008	6:20	2288 RY	1460	3058	4465		0.023	0.0051		120	28	0.019	
1227	FD-1	6:10	6:30	FD1090808	9/8/2008	6:10	2289 RY	1460	2890	4219		0.023	0.0054		140	33	0.016	
1228	FD-11	5:40	5:48	FD11090908	9/9/2008	5:40	2290 RY	1448	2921	4230		0.039	0.0092	<	100	24	0.039	
1229	FD-10	5:35	5:40	FD10090908	9/9/2008	5:35	2291 RY	1445	2939	4247		0.024	0.0056	<	100	24	0.024	
1230	FD-9	5:30	5:35	FD9090908	9/9/2008	5:30	2292 RY	1445	3000	4335		0.031	0.0070		120	27	0.026	2008090380
1231	FD-8	5:45	5:55	FD8090908	9/9/2008	5:45	2293 RY	1450	2955	4284		0.027	0.0062	<	100	23	0.027	Receipt 9/12/08 Cr6
1232	FD-6	6:35	6:35	FD6090908	9/9/2008	6:35	2294 RY	1440	3051	4393		0.034	0.0077	<	100	23	0.034	Anal 9/18/08 Part
1233	FD-4	6:40	6:40	FD4090908	9/9/2008	6:40	2295 RY	1440	3071	4422		0.026	0.0059		110	25	0.024	Anal 9/16/08
1234	FD-1	6:30	6:30	FD1090908	9/9/2008	6:30	2296 RY	1440	2922	4207		0.016	0.0037	<	100	24	0.016	
1235	FD-11	5:48	6:00	FD11091008	9/10/2008	5:48	2257 RY	1452	2945	4276		0.032	0.0076	<	100	23	0.032	
1236	FD-10	5:40	5:45	FD10091008	9/10/2008	5:40	2258 RY	1445	2967	4287		0.024	0.0056	<	100	23	0.024	
1237	FD-9	5:35	5:40	FD9091008	9/10/2008	5:35	2259 RY	1445	3000	4334		0.022	0.0050		110	26	0.020	
1238	FD-8	5:55	6:05	FD8091008	9/10/2008	5:55	2260 RY	1450	2971	4308		0.031	0.0073	<	100	23	0.031	
1239	FD-6	6:35	6:35	FD6091008	9/10/2008	6:35	2261 RY	1440	3058	4404		0.020	0.0045		100	23	0.020	
1240	FD-4	6:40	6:45	FD4091008	9/10/2008	6:40	2262 RY	1445	3089	4463		0.021	0.0048	<	100	22	0.021	
1241	FD-1	6:30	6:30	FD1091008	9/10/2008	6:30	2263 RY	1440	2904	4182		0.024	0.0057	<	100	24	0.024	
1242	FD-11	6:00	6:31	FD11091108	9/11/2008	6:00	2266 RY	1471	2996	4407		0.013	0.0029		130	29	0.010	
1243	FD-10	5:45	6:35	FD10091108	9/11/2008	5:45	2267 RY	1490	2992	4458		0.022	0.0050	<	100	22	0.022	
1244	FD-9	5:40	6:39	FD9091108	9/11/2008	5:40	2268 RY	1499	2983	4471		0.003	0.0073	<	100	22	0.003	
1245	FD-8	6:05	6:46	FD8091108	9/11/2008	6:05	2269 RY	1481	2983	4418		0.035	0.0080	<	100	23	0.035	
1246	FD-6	6:35	6:43	FD6091108	9/11/2008	6:35	2270 RY	1448	3091	4476		0.020	0.0044		140	32	0.014	
1247	FD-4	6:45	7:08	FD4091108	9/11/2008	6:45	2271 RY	1463	3111	4551		0.024	0.0054	<	100	22	0.024	2008090471
1248	FD-1	6:30	6:41	FD1091108	9/11/2008	6:30	2272 RY	1451	2900	4207		0.030	0.0071		120	29	0.025	Receipt 9/16/08 Cr6
1249	FD-11	6:31	5:50	FD11091208	9/12/2008	6:31	2233 RY	4279	2964	12682		0.055	0.0043		350	27	0.016	Anal 9/23/08 Part
1250	FD-10	6:35	5:45	FD10091208	9/12/2008	6:35	2234 RY	4270	2967	12667		0.035	0.0028		270	22	0.013	Anal 9/18/08

Sample Identification											Results							
Location ID		Start Time	End Time	Field Sample ID	Sample Date	Sample Time	Filter #	Sampling Time (Min)	Avg Flow Rate (mlPM)	Total Volume (L)	Hexavalent Chromium (ug)	Hexavalent Chromium (ug/m3)		Total Particulate (ug)	Total Particulate (ug/m3)		% Cr6	Laboratory Work Order # (LWO#)
1251	FD-9	6:39	5:35	FD9091208	9/12/2008	6:39	2235 RY	4256	2943	12526		0.036	0.0029		270	21	0.013	
1252	FD-8	6:46	6:10	FD8091208	9/12/2008	6:46	2236 RY	4284	2984	12782		3.022	0.0017		270	21	1.119	
1253	FD-6	6:43	6:45	FD6091208	9/12/2008	6:43	2237 RY	4322	3040	13139		0.042	0.0032		310	24	0.014	
1254	FD-4	7:08	6:50	FD4091208	9/12/2008	7:08	2238 RY	4302	3121	13426		0.045	0.0034		410	31	0.011	
1255	FD-1	6:41	6:40	FD1091208	9/12/2008	6:41	2239 RY	4319	2886	12463		0.043	0.0034		280	22	0.015	
1256	FD-11	5:50	9:30	FD11091508	9/15/2008	5:50	2242 RY	1660	2964	4920		0.025	0.0051	<	100	20	0.025	
1257	FD-10	5:45	9:25	FD10091508	9/15/2008	5:45	2243 RY	1660	2967	4925		0.035	0.0070	<	100	20	0.035	
1258	FD-9	5:35	9:20	FD9091508	9/15/2008	5:35	2244 RY	1665	2943	4901		0.019	0.0038	<	100	20	0.019	
1259	FD-8	6:10	9:15	FD8091508	9/15/2008	6:10	2245 RY	1625	2984	4849		0.031	0.0065	<	100	21	0.031	
1260	FD-6	6:45	5:40	FD6091508	9/15/2008	6:45	2246 RY	1375	3040	4180		0.018	0.0043	<	100	24	0.018	
1261	FD-4	6:50	6:45	FD4091508	9/15/2008	6:50	2247 RY	1435	3121	4479		0.013	0.0028	<	100	22	0.013	
1262	FD-1	6:40	5:50	FD1091508	9/15/2008	6:40	2248 RY	1390	2886	4011		0.022	0.0054	<	100	25	0.022	
1263	FD-11	9:30	6:00	FD11091608	9/16/2008	9:30	926 RY	1230	2953	3632		0.021	0.0058	<	100	28	0.021	
1264	FD-10	9:25	6:05	FD10091608	9/16/2008	9:25	927 RY	1240	2954	3663		0.019	0.0052	<	100	27	0.019	
1265	FD-9	9:20	6:10	FD9091608	9/16/2008	9:20	928 RY	1250	2973	3716		0.030	0.0080		100	27	0.030	2008090636 Receipt 9/19/08 Cr6 Anal 9/25/08 Part Anal 9/23/08
1266	FD-8	9:15	6:15	FD8091608	9/16/2008	9:15	929 RY	1260	2952	3720		0.021	0.0055	<	100	27	0.021	
1267	FD-6	5:40	9:10	FD6091608	9/16/2008	5:40	930 RY	1650	3055	5041		0.031	0.0062		150	30	0.021	
1268	FD-4	6:45	9:05	FD4091608	9/16/2008	6:45	931 RY	1580	3116	4924		0.024	0.0049	<	100	20	0.024	
1269	FD-1	5:50	9:15	FD1091608	9/16/2008	5:50	932 RY	1645	2862	4707		0.018	0.0038		140	29	0.013	
1270	FD-11	6:00	5:45	FD11091708	9/17/2008	6:00	943 RY	1425	2967	4228		0.026	0.0062		130	31	0.020	
1271	FD-10	6:05	5:50	FD10091708	9/17/2008	6:05	944 RY	1425	2959	4217		0.029	0.0068		150	35	0.019	
1272	FD-9	6:10	6:00	FD9091708	9/17/2008	6:10	945 RY	1430	2989	4274		0.028	0.0066		140	32	0.020	
1273	FD-8	6:15	9:10	FD8091708	9/17/2008	6:15	946 RY	1615	2939	4747		0.017	0.0035		140	30	0.012	
1274	FD-6	9:10	9:07	FD6091708	9/17/2008	9:10	947 RY	1437	3214	4619		0.021	0.0045		190	42	0.011	
1275	FD-4	9:05	9:15	FD4091708	9/17/2008	9:05	948 RY	1450	3145	4560		0.029	0.0064		130	29	0.022	
1276	FD-1	9:15	9:05	FD1091708	9/17/2008	9:15	949 RY	1430	2866	4099		0.030	0.0073		150	36	0.020	
1277	FD-11	5:45	6:00	FD11091808	9/18/2008	5:45	901 RY	1455	2928	4260		0.023	0.0055	<	100	23	0.023	
1278	FD-10	5:50	6:05	FD10091808	9/18/2008	5:50	902 RY	1455	2960	4306		0.017	0.0038	<	100	23	0.017	
1279	FD-9	6:00	6:10	FD9091808	9/18/2008	6:00	903 RY	1450	2955	4284		0.032	0.0075	<	100	23	0.032	
1280	FD-8	9:10	9:05	FD8091808	9/18/2008	9:10	904 RY	1435	2978	4273		0.031	0.0073	<	100	23	0.031	
1281	FD-6	9:07	9:10	FD6091808	9/18/2008	9:07	905 RY	1443	3263	4709		0.037	0.0079		110	24	0.034	
1282	FD-4	9:15	9:30	FD4091808	9/18/2008	9:15	906 RY	1455	3153	4588		0.032	0.007	<	100	22	0.032	2008090734 Receipt 9/23/08 Cr6 Anal 9/29/08 Part Anal 9/25/08
1283	FD-1	9:05	9:15	FD1091808	9/18/2008	9:05	907 RY	1450	2897	4200		0.036	0.0086	<	100	24	0.036	
1284	FD-11	6:00	5:58	FD11091908	9/19/2008	6:00	918 RY	4318	2920	12606	<	0.006	0.00079		360	29	0.002	
1285	FD-10	6:05	6:07	FD10091908	9/19/2008	6:05	919 RY	4322	2966	12820		0.014	0.0011		350	27	0.004	
1286	FD-9	6:10	6:16	FD9091908	9/19/2008	6:10	920 RY	4326	2959	12801		0.025	0.0019		380	30	0.007	
1287	FD-8	9:05	6:44	FD8091908	9/19/2008	9:05	921 RY	4179	2991	12499	<	0.006	0.0008		370	30	0.001	
1288	FD-6	9:10	6:37	FD6091908	9/19/2008	9:10	922 RY	4167	3046	12691		0.020	0.0016		480	38	0.004	
1289	FD-4	9:30	6:52	FD4091908	9/19/2008	9:30	923 RY	4162	3116	12969		0.021	0.0016		390	30	0.005	
1290	FD-1	**Pump Failure - sample discarded**																
1291	FD-11	5:58	5:52	FD11092208	9/22/2008	5:58	879 RY	1434	2930	4201		0.026	0.0061		100	25	0.026	
1292	FD-10	6:07	5:57	FD10092208	9/22/2008	6:07	880 RY	1430	2928	4188		0.027	0.0064		130	31	0.021	
1293	FD-9	6:16	6:01	FD9092208	9/22/2008	6:16	881 RY	1425	2936	4183		0.028	0.0066		120	30	0.023	
1294	FD-8	6:44	6:11	FD8092208	9/22/2008	6:44	882 RY	1407	2985	4200		0.029	0.0069	<	100	24	0.029	
1295	FD-6	6:37	6:08	FD6092208	9/22/2008	6:37	883 RY	1411	3053	4308		0.029	0.0068		170	40	0.017	
1296	FD-4	6:52	6:24	FD4092208	9/22/2008	6:52	884 RY	1412	3128	4417		0.023	0.0053	<	100	23	0.023	
1297	FD-1	6:25	6:06	FD1092208	9/22/2008	6:25	885 RY	1421	2906	4130		0.021	0.005		120	30	0.018	
1298	FD-11	5:52	6:23	FD11092308	9/23/2008	5:52	887RY	1471	2944	4330		0.021	0.0048		130	29	0.016	
1299	FD-10	5:57	6:27	FD10092308	9/23/2008	5:57	888RY	1470	2916	4286		0.017	0.0039		130	30	0.013	
1300	FD-9	6:01	6:31	FD9092308	9/23/2008	6:01	889RY	1470	2905	4271		0.020	0.0047		140	32	0.014	2008090947 Receipt 9/29/08 Cr6

Sample Identification											Results							
Location ID		Start Time	End Time	Field Sample ID	Sample Date	Sample Time	Filter #	Sampling Time (Min)	Avg Flow Rate (mlPM)	Total Volume (L)	Hexavalent Chromium (ug)		(ug/m3)	Total Particulate (ug)		(ug/m3)	% Cr6	Laboratory Work Order # (LWO#)
1301	FD-8	6:11	6:38	FD8092308	9/23/2008	6:11	890RY	1467	2981	4372		0.016	0.0035		150	35	0.011	~~Receipt 9/29/08 Cr6~~ Anal 10/3/08 Part Anal 10/1/08
1302	FD-6	6:08	6:35	FD6092308	9/23/2008	6:08	891RY	1467	3059	4488		0.022	0.0048		210	46	0.010	
1303	FD-4	6:24	6:41	FD4092308	9/23/2008	6:24	892RY	1457	3078	4485		0.018	0.004		130	30	0.014	
1304	FD-1	6:06	6:34	FD1092308	9/23/2008	6:06	893RY	1468	2906	4266		0.023	0.0054		140	34	0.016	
1305	FD-11	6:23	6:07	FD11092408	9/24/2008	6:23	859 RY	1424	2936	4180		0.011	0.0027		120	29	0.009	
1306	FD-10	6:27	2:38	FD10092408	9/24/2008	6:27	860 RY	9851	2873	28308		0.020	0.00071		110	3.8	0.018	
1307	FD-9	6:31	6:15	FD9092408	9/24/2008	6:31	861 RY	1424	2916	4152		0.019	0.0045	<	100	24	0.019	
1308	FD-8	6:38	6:22	FD8092408	9/24/2008	6:38	862 RY	1424	2956	4209		0.018	0.0043		130	32	0.014	
1309	FD-6	6:35	6:19	FD6092408	9/24/2008	6:35	863 RY	1424	3048	4341		0.012	0.0028		140	33	0.009	
1310	FD-4	6:41	6:26	FD4092408	9/24/2008	6:41	864 RY	1425	3063	4365		0.018	0.0041	<	100	23	0.018	
1311	FD-1	6:34	6:18	FD1092408	9/24/2008	6:34	865 RY	1424	2964	4221		0.022	0.0052	<	100	24	0.022	
1312	FD-11	**Pump Failure - sample discarded**																
1313	FD-10	6:11	6:44	FD10092508	9/25/2008	6:11	870RY	1473	2955	4353	<	0.010	0.0023		120	27	0.008	
1314	FD-9	6:15	6:50	FD9092508	9/25/2008	6:15	871RY	1475	2974	4386		0.014	0.0032		110	25	0.013	
1315	FD-8	6:22	7:00	FD8092508	9/25/2008	6:22	872RY	1478	3022	4467		0.013	0.0029		180	40	0.007	
1316	FD-6	6:19	6:57	FD6092508	9/25/2008	6:19	873RY	1478	3069	4536		0.031	0.0068		190	41	0.016	
1317	FD-4	6:26	7:04	FD4092508	9/25/2008	6:26	874RY	1478	3060	4523		0.024	0.0052		230	52	0.010	
1318	FD-1	**Pump Failure - sample discarded**																2008091017 Receipt 9/30/08 Cr6 Anal 10/6/08 Part Anal 10/1/08
1319	FD-11	11:15	6:36	FD11092608	9/26/2008	11:15	841RY	1473	2963	4353	<	0.010	0.0023		160	37	0.006	
1320	FD-10	6:44	6:39	FD10092608	9/26/2008	6:44	842RY	1475	2963	4386		0.019	0.0044		180	41	0.011	
1321	FD-9	**Pump Failure - sample discarded**																
1322	FD-8	7:00	6:53	FD8092608	9/26/2008	7:00	844RY	1478	3081	4467		0.015	0.0035		160	37	0.009	
1323	FD-6	6:57	6:43	FD6092608	9/26/2008	6:57	845RY	1478	3092	4536		0.013	0.003		190	43	0.007	
1324	FD-4	**Pump Failure - sample discarded**																
1325	FD-1	11:10	6:42	FD1092608	9/26/2008	11:10	847RY	1478	2949	4523		0.013	0.0029		180	24	0.007	
1326	FD-11	6:36	6:02	FD11092908	9/29/2008	6:36	848 RY	1406	2967	4171		0.029	0.0070	<	100	24	0.029	
1327	FD-10	6:39	6:06	FD10092908	9/29/2008	6:39	849 RY	1407	2964	4171		0.030	0.0071	<	100	24	0.030	
1328	FD-9	6:48	6:09	FD9092908	9/29/2008	6:48	850 RY	1401	3008	4214	<	0.010	0.0024	<	100	23	0.010	
1329	FD-8	6:53	6:13	FD8092908	9/29/2008	6:53	801 RY	1400	3074	4303		0.043	0.010	<	100	23	0.043	
1330	FD-6	6:43	6:35	FD6092908	9/29/2008	6:43	802 RY	1432	3089	4424		0.026	0.0059	<	100	23	0.026	
1331	FD-4	7:02	6:17	FD4092908	9/29/2008	7:02	803 RY	1395	3076	4291		0.030	0.007	<	100	24	0.030	2008100169 Receipt 10/6/08 Cr6 Anal 10/13/08 Part Anal 10/8/08
1332	FD-1	6:42	6:33	FD1092908	9/29/2008	6:42	804 RY	1431	2949	4220		0.024	0.0058	<	100	24	0.024	
1333	FD-11	6:02	6:32	FD11093008	9/30/2008	6:02	812RY	1470	2975	4373		0.011	0.0025		250	58	0.004	
1334	FD-10	6:06	6:35	FD10093008	9/30/2008	6:06	813RY	1469	2996	4401		0.012	0.0027		120	26	0.010	
1335	FD-9	**Pump Failure - sample discarded**																
1336	FD-8	6:13	6:47	FD8093008	9/30/2008	6:13	815RY	1474	3095	4561		0.014	0.003		120	26	0.012	
1337	FD-6	6:35	6:44	FD6093008	9/30/2008	6:35	816RY	1449	3093	4481		0.014	0.003		150	34	0.009	
1338	FD-4	6:17	6:51	FD4093008	9/30/2008	6:17	817RY	1474	2993	4411		0.028	0.0062		130	29	0.022	
1339	FD-1	6:33	6:43	FD1093008	9/30/2008	6:33	818RY	1450	2896	4199		0.022	0.0051		170	40	0.013	
1340	FD-11	6:32	6:05	FD11100108	10/1/2008	6:32	259RY	1413	2984	4216		0.028	0.0066	<	100	24	0.028	
1341	FD-10	6:35	6:09	FD10100108	10/1/2008	6:35	260RY	1414	2949	4169		0.044	0.010	<	100	24	0.044	2008100169 Receipt 10/6/08 Cr6 Anal 10/13/08 Part Anal 10/8/08
1342	FD-9	6:39	6:13	FD9100108	10/1/2008	6:39	261RY	1414	2676	3784		0.037	0.0097	<	100	26	0.037	
1343	FD-8	6:47	6:15	FD8100108	10/1/2008	6:47	262RY	1408	3085	4344		0.036	0.0084	<	100	23	0.036	
1344	FD-6	6:44	6:31	FD6100108	10/1/2008	6:44	263RY	1427	3115	4445		0.031	0.0069	<	100	22	0.031	
1345	FD-1	6:43	6:29	FD1100108	10/1/2008	6:43	265RY	1426	2937	4189		0.027	0.0065	<	100	24	0.027	
1346	FD-11	6:05	6:29	FD11100208	10/2/2008	6:05	273RY	1464	3060	4480		0.023	0.0050	<	100	22	0.023	
1347	FD-10	6:09	6:33	FD10100208	10/2/2008	6:09	274RY	1464	2942	4307		0.027	0.0062	<	100	23	0.027	
1348	FD-9	6:13	6:36	FD9100208	10/2/2008	6:13	275RY	1463	2941	4302		0.014	0.0033	<	100	23	0.014	
1349	FD-8	6:15	6:44	FD8100208	10/2/2008	6:15	226RY	1469	3110	4568		0.016	0.0036	<	100	22	0.016	
1350	FD-6	6:31	6:41	FD6100208	10/2/2008	6:31	227RY	1450	3139	4551		0.025	0.0056	<	100	22	0.025	

Sample Identification											Results							
Location ID		Start Time	End Time	Field Sample ID	Sample Date	Sample Time	Filter #	Sampling Time (Min)	Avg Flow Rate (mlPM)	Total Volume (L)	Hexavalent Chromium (ug)		(ug/m3)	Total Particulate (ug)		(ug/m3)	% Cr6	Laboratory Work Order # (LWO#)
1351	FD-4	6:20	6:47	FD4100208	10/2/2008	6:20	228RY	1467	3174	4656		0.025	0.0054	<	100	21	0.025	2008100256
1352	FD-1	6:29	6:39	FD1100208	10/2/2008	6:29	229RY	1450	3009	4363		0.015	0.0035	<	100	23	0.015	Receipt 10/7/08 Cr6
1353	FD-11	6:29	8:25	FD11100308	10/3/2008	6:29	241RY	4436	3126	13865		0.023	0.0016		350	25	0.007	Anal 10/15/08 Part
1354	FD-10	6:33	8:20	FD10100308	10/3/2008	6:33	242RY	4427	2983	13205		0.027	0.0020		290	22	0.009	Anal 10/14/08
1355	FD-9	6:36	8:17	FD9100308	10/3/2008	6:36	243RY	4421	2972	13140		0.026	0.0020		300	23	0.009	
1356	FD-8	6:44	8:13	FD8100308	10/3/2008	6:44	244RY	4409	3143	13855		0.030	0.0022		260	19	0.012	
1357	FD-6	6:41	6:30	FD6100308	10/3/2008	6:41	245RY	4309	3136	13514		0.034	0.0025		310	23	0.011	
1358	FD-4	6:47	6:40	FD4100308	10/3/2008	6:47	246RY	4313	3207	13830	<	0.010	0.00072	<	100	7.2	0.010	
1359	FD-1	6:39	6:25	FD1100308	10/3/2008	6:39	247RY	4306	3039	13084		0.029	0.0022		300	23	0.010	
1360	FD-11	8:25	5:40	FD11100608	10/6/2008	8:25	201RY	1275	3124	3982		0.055	0.014		100	25	0.055	
1361	FD-10	8:20	5:50	FD10100608	10/6/2008	8:20	202RY	1290	2988	3855		0.042	0.011	<	100	26	0.042	
1362	FD-9	8:17	5:55	FD9100608	10/6/2008	8:17	203RY	1298	3011	3908		0.040	0.010	<	100	26	0.040	
1363	FD-8	8:13	6:00	FD8100608	10/6/2008	8:13	204RY	1307	3136	4099		0.033	0.0081		110	26	0.030	
1364	FD-6	6:30	6:35	FD6100608	10/6/2008	6:30	205RY	1445	3123	4513		0.038	0.0085		120	27	0.032	
1365	FD-4	6:40	6:45	FD4100608	10/6/2008	6:40	206RY	1445	3197	4619		0.020	0.0044		110	23	0.018	
1366	FD-1	6:25	6:30	FD1100608	10/6/2008	6:25	207RY	1445	3019	4363		0.017	0.0040		110	24	0.015	
1367	FD-11	5:40	5:45	FD11100708	10/7/2008	5:40	212RY	1445	3132	4525		0.045	0.010		210	47	0.021	
1368	FD-10	5:50	5:50	FD10100708	10/7/2008	5:50	213RY	1440	2980	4290		0.049	0.011		190	45	0.026	2008100369
1369	FD-9	5:55	6:05	FD9100708	10/7/2008	5:55	214RY	1450	3003	4355		0.037	0.0085		190	43	0.019	Receipt 10/10/08
1370	FD-8	6:00	6:07	FD8100708	10/7/2008	6:00	215RY	1447	3149	4557		0.045	0.0099		220	48	0.020	Cr6 Anal 10/17/08
1371	FD-6	6:35	6:35	FD6100708	10/7/2008	6:35	216RY	1440	3131	4509		0.040	0.0090		240	53	0.017	Part Anal 10/13/08
1372	FD-4	6:45	6:45	FD4100708	10/7/2008	6:45	217RY	1440	3172	4567		0.057	0.013		190	41	0.030	
1373	FD-1	6:30	6:30	FD1100708	10/7/2008	6:30	218RY	1440	3028	4361		0.061	0.014		220	50	0.028	
1374	FD-11	5:45	5:45	FD11100808	10/8/2008	5:45	127RY	1440	3114	4484		0.030	0.0067		440	97	0.007	
1375	FD-10	5:50	5:50	FD10100808	10/8/2008	5:50	135RY	1440	2993	4310		0.018	0.0042		110	26	0.016	
1376	FD-9	6:05	5:55	FD9100808	10/8/2008	6:05	136RY	1430	2943	4208		0.019	0.0045		120	30	0.016	
1377	FD-8	6:07	6:10	FD8100808	10/8/2008	6:07	137RY	1443	3145	4538		0.018	0.0040		110	23	0.016	
1378	FD-6	6:35	6:35	FD6100808	10/8/2008	6:35	138RY	1440	3178	4577		0.020	0.0044		130	28	0.015	
1379	FD-4	6:45	6:48	FD4100808	10/8/2008	6:45	139RY	1443	3140	4531	<	0.010	0.0022	<	100	22	0.010	
1380	FD-1	6:30	6:30	FD1100808	10/8/2008	6:30	140RY	1440	3037	4374		0.017	0.0039		100	24	0.017	
1381	FD-11	5:45	5:45	FD11100908	10/9/2008	5:45	144RY	1440	3062	4409		0.019	0.0042		230	52	0.008	
1382	FD-10	5:50	5:50	FD10100908	10/9/2008	5:50	145RY	1440	2988	4303		0.019	0.0045		220	50	0.009	
1383	FD-9	5:55	6:00	FD9100908	10/9/2008	5:55	146RY	1445	2964	4283		0.031	0.0073		200	46	0.016	
1384	FD-8	6:10	6:10	FD8100908	10/9/2008	6:10	147RY	1440	3125	4500		0.032	0.0071		190	42	0.017	
1385	FD-6	6:35	6:40	FD6100908	10/9/2008	6:35	148RY	1445	3164	4572		0.026	0.0057		200	44	0.013	
1386	FD-4	6:48	6:50	FD4100908	10/9/2008	6:48	149RY	1442	3124	4505		0.020	0.0045		150	34	0.013	2008100485
1387	FD-1	6:30	6:45	FD1100908	10/9/2008	6:30	150RY	1455	3022	4396		0.021	0.0049		210	48	0.010	Receipt 10/14/08
1388	FD-11	5:45	5:43	FD11101008	10/10/2008	5:45	112RY	4318	3028	13073		0.025	0.0019		420	33	0.006	Cr6 Anal 10/21/08
1389	FD-10	5:50	5:50	FD10101008	10/10/2008	5:50	113RY	4320	2959	12781		0.032	0.0025		350	28	0.009	Part Anal 10/17/08
1390	FD-9	6:00	6:00	FD9101008	10/10/2008	6:00	114RY	4320	2991	12919		0.027	0.0021		400	31	0.007	
1391	FD-8	6:10	6:10	FD8101008	10/10/2008	6:10	115RY	4320	3131	13528		0.029	0.0021		360	27	0.008	
1392	FD-6	6:40	6:35	FD6101008	10/10/2008	6:40	116RY	4315	3135	13528		0.030	0.0022		420	31	0.007	
1393	FD-4	6:50	6:45	FD4101008	10/10/2008	6:50	117RY	4315	3188	13756		0.031	0.0022		330	24	0.009	
1394	FD-1	6:45	6:30	FD1101008	10/10/2008	6:45	118RY	4305	3045	13110		0.033	0.00253		380	29	0.009	
1395	FD-11	5:43	9:30	FD11101308	10/13/2008	5:43	121RY	1667	3021	5036		0.018	0.0036		230	46	0.008	
1396	FD-10	5:50	9:20	FD10101308	10/13/2008	5:50	122RY	1650	2953	4873	<	0.010	0.0021		140	30	0.007	
1397	FD-9	6:00	9:15	FD9101308	10/13/2008	6:00	123RY	1635	2954	4830		0.026	0.0054		160	34	0.016	
1398	FD-8	6:10	9:35	FD8101308	10/13/2008	6:10	125RY	1645	3091	5084		0.025	0.0049		200	40	0.013	
1399	FD-6	6:35	6:00	FD6101308	10/13/2008	6:35	76RY	1405	3112	4372		0.014	0.0032		220	50	0.006	
1400	FD-4	6:45	6:10	FD4101308	10/13/2008	6:45	77RY	1405	3165	4446	<	0.010	0.0022	<	100	22	0.010	

Sample Identification											Results							
Location ID		Start Time	End Time	Field Sample ID	Sample Date	Sample Time	Filter #	Sampling Time (Min)	Avg Flow Rate (mlPM)	Total Volume (L)	Hexavalent Chromium (ug)		(ug/m3)	Total Particulate (ug)		(ug/m3)	% Cr6	Laboratory Work Order # (LWO#)
1401	FD-1	6:30	5:55	FD1101308	10/13/2008	6:30	78RY	1405	3010	4229		0.015	0.0036		220	52	0.007	2008100645 Receipt 10/20/08 Cr6 Anal 10/23/08 Part Anal 10/21/08
1402	FD-11	9:30	9:12	FD11101408	10/14/2008	9:30	86RY	1422	3014	4286	<	0.010	0.0023		290	68	0.003	
1403	FD-10	9:20	9:08	FD10101408	10/14/2008	9:20	87RY	1428	2946	4207		0.024	0.0056		140	32	0.017	
1404	FD-9	9:15	9:05	FD9101408	10/14/2008	9:15	88RY	1430	2925	4183		0.013	0.0032		140	33	0.009	
1405	FD-8	9:35	9:20	FD8101408	10/14/2008	9:35	89RY	1425	3052	4349	<	0.010	0.0023		150	34	0.007	
1406	FD-6	6:00	6:35	FD6101408	10/14/2008	6:00	90RY	1475	3077	4538		0.014	0.0031		170	37	0.008	
1407	FD-4	6:10	6:40	FD4101408	10/14/2008	6:10	91RY	1470	3075	4520		0.010	0.0022		150	33	0.007	
1408	FD-1	5:55	6:30	FD1101408	10/14/2008	5:55	92RY	1475	2952	4355		0.012	0.0028		170	38	0.007	
1409	FD-11	9:12	9:16	FD11101508	10/15/2008	9:12	379RY	1444	3037	4385		0.013	0.0029		220	50	0.006	
1410	FD-10	9:08	9:13	FD10101508	10/15/2008	9:08	380RY	1445	2938	4245		0.021	0.0049		150	35	0.014	
1411	FD-9	9:05	9:10	FD9101508	10/15/2008	9:05	381RY	1445	2955	4269		0.034	0.0081		170	39	0.020	
1412	FD-8	9:20	9:05	FD8101508	10/15/2008	9:20	382RY	1425	3070	4375		0.023	0.0053		180	41	0.013	
1413	FD-6	6:35	5:50	FD6101508	10/15/2008	6:35	383RY	1395	3090	4311		0.023	0.0054		210	50	0.011	
1414	FD-4	6:40	6:00	FD4101508	10/15/2008	6:40	384RY	1400	3074	4304	<	0.010	0.0023		130	31	0.008	
1415	FD-1	6:30	5:45	FD1101508	10/15/2008	6:30	385RY	1395	2972	4145		0.027	0.0064		220	54	0.012	
1416	FD-11	9:16	5:40	FD11101608	10/16/2008	9:16	386RY	1224	3058	3743		0.015	0.0040		230	62	0.007	2008100645 Receipt 10/20/08 Cr6 Anal 10/23/08 Part Anal 10/21/08
1417	FD-10	9:13	5:50	FD10101608	10/16/2008	9:13	387RY	1237	2934	3629		0.042	0.012		220	61	0.019	
1418	FD-9	9:10	5:55	FD9101608	10/16/2008	9:10	388RY	1245	2975	3704		0.038	0.010		180	47	0.021	
1419	FD-8	9:05	6:08	FD8101608	10/16/2008	9:05	389RY	1263	3091	3904	<	0.010	0.0026		140	37	0.007	
1420	FD-6	5:50	6:45	FD6101608	10/16/2008	5:50	390RY	1495	3097	4630	<	0.010	0.0022		210	45	0.005	
1421	FD-4	6:00	6:50	FD4101608	10/16/2008	6:00	391RY	1490	3072	4577		0.013	0.0028		140	31	0.009	
1422	FD-1	5:45	6:40	FD1101608	10/16/2008	5:45	392RY	1495	2988	4467		0.029	0.0066		170	37	0.017	
1423	FD-11	5:40	7:03	FD11101708	10/17/2008	5:40	351RY	4403	3076	13543		0.040	0.0030		170	12	0.024	
1424	FD-10	5:50	7:00	FD10101708	10/17/2008	5:50	352RY	4390	2954	12970		0.037	0.0028		220	17	0.017	
1425	FD-9	5:55	6:57	FD9101708	10/17/2008	5:55	353RY	4382	2965	12992		0.043	0.0033		220	17	0.020	
1426	FD-8	6:08	6:51	FD8101708	10/17/2008	6:08	354RY	4363	3078	13430		0.048	0.0036		210	16	0.023	
1427	FD-6	6:45	6:39	FD6101708	10/17/2008	6:45	355RY	4314	3119	13453		0.041	0.0031		270	20	0.015	
1428	FD-1	6:40	6:37	FD1101708	10/17/2008	6:40	357RY	4317	3008	12987		0.053	0.0041		220	17	0.024	
1429	FD-11	7:03	6:09	FD11102008	10/20/2008	7:03	358RY	1386	3046	4222	<	0.010	0.0024		130	32	0.008	2008100889 Receipt 10/24/08 Cr6 Anal 10/29/08 Part Anal 10/28/08
1430	FD-10	7:00	6:14	FD10102008	10/20/2008	7:00	359RY	1394	2958	4123	<	0.010	0.0024		130	32	0.008	
1431	FD-9	6:57	6:18	FD9102008	10/20/2008	6:57	360RY	1401	2962	4150		0.016	0.0039		150	36	0.011	
1432	FD-8	6:51	6:23	FD8102008	10/20/2008	6:51	361RY	1412	3037	4288	<	0.010	0.0023		140	32	0.007	
1433	FD-6	6:39	6:39	FD6102008	10/20/2008	6:39	362RY	1440	3143	4525	<	0.010	0.0022		170	37	0.006	
1434	FD-1	6:37	6:36	FD1102008	10/20/2008	6:37	364RY	1439	3033	4364		0.010	0.0024		160	37	0.006	
1435	FD-11	6:09	6:41	FD11102108	10/21/2008	6:09	368RY	1472	3048	4487		0.015	0.0033		190	43	0.008	
1436	FD-10	6:14	6:44	FD10102108	10/21/2008	6:14	369RY	1470	2995	4403		0.017	0.0039		210	49	0.008	
1437	FD-9	6:18	6:48	FD9102108	10/21/2008	6:18	370RY	1470	2948	4333		0.013	0.0029		150	35	0.009	
1438	FD-8	6:23	6:54	FD8102108	10/21/2008	6:23	371RY	1471	3189	4691		0.010	0.0022		120	25	0.008	
1439	FD-6	6:39	6:51	FD6102108	10/21/2008	6:39	372RY	1452	3129	4544	<	0.010	0.0022		240	52	0.004	
1440	FD-4	7:50	7:03	FD4102108	10/21/2008	7:50	373RY	1393	3144	4379	<	0.010	0.0023	<	100	23	0.010	
1441	FD-1	6:36	6:56	FD1102108	10/21/2008	6:36	374RY	1460	3045	4445	<	0.010	0.0022		170	38	0.006	
1442	FD-11	6:41	6:08	FD11102208	10/22/2008	6:41	333RY	1407	3088	4345	<	0.010	0.0023	<	100	23	0.010	
1443	FD-10	6:44	6:16	FD10102208	10/22/2008	6:44	334RY	1412	3013	4254	<	0.010	0.0024	<	100	243	0.010	
1444	FD-9	6:48	6:23	FD9102208	10/22/2008	6:48	335RY	1415	3009	4257	<	0.010	0.0023	<	100	23	0.010	
1445	FD-6	6:51	6:46	FD6102208	10/22/2008	6:51	337RY	1435	3109	4462	<	0.010	0.0022		120	27	0.008	
1446	FD-1	6:56	6:44	FD1102208	10/22/2008	6:56	339RY	1428	3026	4321	<	0.010	0.0023		120	29	0.008	
1447	FD-11	6:08	6:38	FD11102308	10/23/2008	6:08	340RY	1470	3072	4516		0.010	0.0023		140	31	0.007	
1448	FD-10	6:16	6:42	FD10102308	10/23/2008	6:16	341RY	1466	2991	4385	<	0.010	0.0023		150	35	0.007	
1449	FD-9	6:23	6:46	FD9102308	10/23/2008	6:23	342RY	1463	2998	4387	<	0.010	0.0023		140	31	0.007	
1450	FD-8	6:32	7:00	FD8102308	10/23/2008	6:32	343RY	1468	3692	5419		0.012	0.0021		150	28	0.008	

Sample Identification											Results							
Location ID		Start Time	End Time	Field Sample ID	Sample Date	Sample Time	Filter #	Sampling Time (Min)	Avg Flow Rate (mlPM)	Total Volume (L)	Hexavalent Chromium (ug)		(ug/m3)	Total Particulate (ug)		(ug/m3)	% Cr6	Laboratory Work Order # (LWO#)
1451	FD-6	6:46	6:50	FD6102308	10/23/2008	6:46	344RY	1444	3129	4518	<	0.010	0.0022		180	39	0.006	
1452	FD-4	7:23	7:06	FD4102308	10/23/2008	7:23	345RY	1423	3268	4650		0.014	0.0030		140	31	0.010	2008100907 Receipt 10/28/08 Cr6 Anal 11/4/08 Part Anal 10/30/08
1453	FD-1	6:44	6:48	FD1102308	10/23/2008	6:44	346RY	1444	3004	4338		0.015	0.0034		160	37	0.009	
1454	FD-11	**Pump found off @ pickup - sample discarded**																
1455	FD-10	6:42	5:57	FD10102408	10/24/2008	6:42	456RY	4275	3007	12856	<	0.010	0.0008		280	22	0.004	
1456	FD-9	6:46	5:51	FD9102408	10/24/2008	6:46	457RY	4265	3008	12831		0.012	0.00093		270	21	0.004	
1457	FD-8	**Pump found off @ pickup - sample discarded**																
1458	FD-6	6:50	6:08	FD6102408	10/24/2008	6:50	459RY	4278	3167	13548	<	0.010	0.0007		340	25	0.003	
1459	FD-4	7:06	5:46	FD4102408	10/24/2008	7:06	460RY	4240	3227	13681		0.023	0.0017		240	18	0.010	
1460	FD-1	6:48	6:09	FD1102408	10/24/2008	6:48	461RY	4281	3012	12894		0.013	0.00099		340	26	0.004	
1461	FD-11	12:40	5:45	FD11102708	10/27/2008	12:40	469RY	1025	3129	3208	<	0.010	0.0031	<	100	31	0.010	
1462	FD-10	5:57	5:49	FD10102708	10/27/2008	5:57	463RY	1432	2984	4273	<	0.010	0.0023	<	100	23	0.010	
1463	FD-9	5:51	6:06	FD9102708	10/27/2008	5:51	464RY	1455	3031	4410	<	0.010	0.0023		120	27	0.008	
1464	FD-8	5:48	5:52	FD8102708	10/27/2008	5:48	465RY	1444	3197	4616	<	0.010	0.0022		120	25	0.008	
1465	FD-6	6:08	6:02	FD6102708	10/27/2008	6:08	466RY	1434	3140	4503	<	0.010	0.0022		130	29	0.008	
1466	FD-4	5:46	6:12	FD4102708	10/27/2008	5:46	467RY	1466	3178	4658	<	0.010	0.0021	<	100	21	0.010	
1467	FD-1	6:09	6:03	FD1102708	10/27/2008	6:09	468RY	1434	2990	4288	<	0.010	0.0023		120	28	0.008	
1468	FD-11	5:45	5:30	FD11102808	10/28/2008	5:45	428RY	1425	2970	4232		0.013	0.0030	<	100	24	0.013	
1469	FD-10	5:49	5:34	FD10102808	10/28/2008	5:49	429RY	1425	2954	4210	<	0.010	0.0024	<	100	24	0.010	
1470	FD-9	6:06	5:40	FD9102808	10/28/2008	6:06	430RY	1414	2960	4186	<	0.010	0.0024	<	100	24	0.010	2008110008 Receipt 11/3/08 Cr6 Anal 11/7/08 Part Anal 11/4/08
1471	FD-8	5:52	5:37	FD8102808	10/28/2008	5:52	431RY	1425	3153	4492	<	0.010	0.0022	<	100	22	0.010	
1472	FD-6	6:02	5:50	FD6102808	10/28/2008	6:02	432RY	1428	3106	4435		0.011	0.0025	<	100	23	0.011	
1473	FD-4	6:12	5:56	FD4102808	10/28/2008	6:12	433RY	1424	3166	4508	<	0.010	0.0022	<	100	22	0.010	
1474	FD-1	6:03	5:51	FD1102808	10/28/2008	6:03	434RY	1428	2969	4239	<	0.010	0.0024	<	100	24	0.010	
1475	FD-11	5:30	5:30	FD11102908	10/29/2008	5:30	435RY	1440	2850	4104	<	0.010	0.0024	<	100	24	0.010	
1476	FD-10	5:34	5:35	FD10102908	10/29/2008	5:34	436RY	1441	2980	4294	<	0.010	0.0023	<	100	23	0.010	
1477	FD-9	5:40	5:41	FD9102908	10/29/2008	5:40	437RY	1441	2872	4138	<	0.010	0.0024	<	100	24	0.010	
1478	FD-8	5:37	5:38	FD8102908	10/29/2008	5:37	438RY	1441	3176	4577		0.014	0.0031	<	100	22	0.014	
1479	FD-6	5:50	5:57	FD6102908	10/29/2008	5:50	439RY	1447	3075	4450	<	0.010	0.0022	<	100	22	0.010	
1480	FD-4	5:56	6:05	FD4102908	10/29/2008	5:56	440RY	1449	3229	4679	<	0.010	0.0021	<	100	21	0.010	
1481	FD-1	5:51	5:59	FD1102908	10/29/2008	5:51	441RY	1448	2968	4298		0.016	0.0036	<	100	23	0.016	
1482	FD-11	5:30	5:31	FD11103008	10/30/2008	5:30	442RY	1441	2778	4002	<	0.010	0.0025	<	100	25	0.010	
1483	FD-10	5:35	5:35	FD10103008	10/30/2008	5:35	443RY	1440	2988	4303	<	0.010	0.0023	<	100	23	0.010	
1484	FD-9	5:41	5:43	FD9103008	10/30/2008	5:41	444RY	1442	2827	4076	<	0.010	0.0025	<	100	25	0.010	
1485	FD-8	5:38	5:39	FD8103008	10/30/2008	5:38	445RY	1441	3221	4642	<	0.010	0.0022	<	100	22	0.010	
1486	FD-6	5:57	5:56	FD6103008	10/30/2008	5:57	446RY	1439	3075	4426	<	0.010	0.0023	<	100	23	0.010	
1487	FD-4	6:05	6:03	FD4103008	10/30/2008	6:05	447RY	1438	3274	4707	<	0.010	0.0021	<	100	21	0.010	2008110102 Receipt 11/4/08 Cr6 Anal 11/11/08 Part Anal 11/7/08
1488	FD-1	5:59	5:57	FD1103008	10/30/2008	5:59	448RY	1438	3001	4315	<	0.010	0.0023	<	100	23	0.010	
1489	FD-11	5:31	6:12	FD11103108	10/31/2008	5:31	409RY	4361	2880	12561	<	0.010	0.00080		360	29	0.003	
1490	FD-10	5:35	6:08	FD10103108	10/31/2008	5:35	410RY	4353	2974	12944	<	0.010	0.00077		310	24	0.003	
1491	FD-9	5:43	5:59	FD9103108	10/31/2008	5:43	411RY	4336	2874	12461	<	0.010	0.00080		320	26	0.003	
1492	FD-8	5:39	6:22	FD8103108	10/31/2008	5:39	412RY	4363	3172	13838	<	0.010	0.00072		340	24	0.003	
1493	FD-6	5:56	6:56	FD6103108	10/31/2008	5:56	413RY	4380	3118	13659	<	0.010	0.00073		320	24	0.003	
1494	FD-1	5:57	5:53	FD1103108	10/31/2008	5:57	415RY	4316	3006	12974	<	0.010	0.00077		300	23	0.003	
1495	FD-11	6:12	6:12	FD11110308	11/3/2008	6:12	417RY	1440	2922	4207	<	0.010	0.0024		260	62	0.004	
1496	FD-10	6:08	6:07	FD10110308	11/3/2008	6:08	418RY	1439	2971	4275	<	0.010	0.0023		230	54	0.004	
1497	FD-9	5:59	6:02	FD9110308	11/3/2008	5:59	419RY	1443	2866	4136	<	0.010	0.0024		230	55	0.004	
1498	FD-8	6:22	6:18	FD8110308	11/3/2008	6:22	420RY	1436	3061	4395	<	0.010	0.0023		250	58	0.004	
1499	FD-6	6:56	5:50	FD6110308	11/3/2008	6:56	421RY	1374	3077	4227	<	0.010	0.0024		270	63	0.004	
1500	FD-4	8:57	5:45	FD4110308	11/3/2008	8:57	422RY	1248	3111	3882	<	0.010	0.0026		210	54	0.005	

Sample Identification											Results							
Location ID		Start Time	End Time	Field Sample ID	Sample Date	Sample Time	Filter #	Sampling Time (Min)	Avg Flow Rate (mlPM)	Total Volume (L)	Hexavalent Chromium (ug)		(ug/m3)	Total Particulate (ug)		(ug/m3)	% Cr6	Laboratory Work Order # (LWO#)
1501	FD-1	5:53	5:48	FD1110308	11/3/2008	5:53	423RY	1435	2965	4255	<	0.010	0.0024		260	62	0.004	2008110262 Receipt 11/10/08 Cr6 Anal 11/17/08 Part Anal 11/11/08
1502	FD-11	6:12	6:09	FD11110408	11/4/2008	6:12	1882RY	1437	2939	4223	<	0.010	0.0024		200	46	0.005	
1503	FD-10	6:07	6:03	FD10110408	11/4/2008	6:07	1881RY	1436	2971	4267	<	0.010	0.0023		180	42	0.006	
1504	FD-9	6:02	5:56	FD9110408	11/4/2008	6:02	1880RY	1434	2908	4171	<	0.010	0.0024		210	50	0.005	
1505	FD-8	6:18	6:16	FD8110408	11/4/2008	6:18	1879RY	1438	3038	4369	<	0.010	0.0023		220	52	0.005	
1506	FD-6	5:50	5:52	FD6110408	11/4/2008	5:50	1878RY	1442	3036	4379	<	0.010	0.0023		220	50	0.005	
1507	FD-4	5:45	5:50	FD4110408	11/4/2008	5:45	1877RY	1445	3029	4376	<	0.010	0.0023		190	43	0.005	
1508	FD-1	5:48	5:47	FD1110408	11/4/2008	5:48	1876RY	1439	2962	4262	<	0.010	0.0023		220	51	0.005	
1509	FD-11	6:09	6:17	FD11110508	11/5/2008	6:09	1895RY	1448	2915	4221	<	0.010	0.0024	<	100	24	0.010	
1510	FD-10	6:03	6:13	FD10110508	11/5/2008	6:03	1894RY	1450	2953	4281	<	0.010	0.0023	<	100	23	0.010	
1511	FD-9	5:56	6:08	FD9110508	11/5/2008	5:56	1893RY	1452	2933	4259	<	0.010	0.0024		190	44	0.005	
1512	FD-8	6:16	6:24	FD8110508	11/5/2008	6:16	1892RY	1448	3015	4366	<	0.010	0.0023		110	26	0.009	
1513	FD-6	5:52	6:03	FD6110508	11/5/2008	5:52	1891RY	1451	3034	4403	<	0.010	0.0023		140	32	0.007	
1514	FD-4	5:50	5:58	FD4110508	11/5/2008	5:50	1890RY	1448	3005	4352	<	0.010	0.0023		120	28	0.008	
1515	FD-1	5:47	5:55	FD1110508	11/5/2008	5:47	1889RY	1448	2931	4244	<	0.010	0.0024		100	25	0.010	
1516	FD-11	6:17	6:20	FD11110608	11/6/2008	6:17	1857RY	1443	2864	4133	<	0.010	0.0024	<	100	24	0.010	2008110357 Receipt 11/11/08 Cr6 Anal 11/17/08 Part Anal 11/13/08
1517	FD-10	6:13	6:17	FD10110608	11/6/2008	6:13	1856RY	1444	2917	4212	<	0.010	0.0024	<	100	24	0.010	
1518	FD-9	6:08	6:14	FD9110608	11/6/2008	6:08	1855RY	1446	2895	4186	<	0.010	0.0024	<	100	24	0.010	
1519	FD-8	6:24	6:26	FD8110608	11/6/2008	6:24	1854RY	1442	3006	4335	<	0.010	0.0023	<	100	23	0.010	
1520	FD-6	6:03	6:06	FD6110608	11/6/2008	6:03	1853RY	1443	3000	4329	<	0.010	0.0023	<	100	23	0.010	
1521	FD-4	5:58	5:58	FD4110608	11/6/2008	5:58	1852RY	1440	2979	4289	<	0.010	0.0023	<	100	23	0.010	
1522	FD-1	5:55	6:01	FD1110608	11/6/2008	5:55	1851RY	1446	2883	4168	<	0.010	0.0024	<	100	24	0.010	
1523	FD-11	6:20	6:02	FD11110708	11/7/2008	6:20	1864RY	4302	2868	12338	<	0.010	0.00081		310	25	0.003	
1524	FD-10	6:17	5:58	FD10110708	11/7/2008	6:17	1863RY	4301	2926	12583	<	0.010	0.00080		240	19	0.004	
1525	FD-9	6:14	5:53	FD9110708	11/7/2008	6:14	1862RY	4299	2902	12474	<	0.010	0.00080		280	22	0.004	
1526	FD-8	6:26	5:50	FD8110708	11/7/2008	6:26	1861RY	4284	3031	12983	<	0.010	0.00077		250	19	0.004	
1527	FD-6	6:06	5:47	FD6110708	11/7/2008	6:06	1860RY	4301	2995	12882	<	0.010	0.00078		260	20	0.004	
1528	FD-4	5:58	5:40	FD4110708	11/7/2008	5:58	1859RY	4302	2960	12735	<	0.010	0.00079	<	100	7.8	0.010	
1529	FD-1	6:01	5:48	FD1110708	11/7/2008	6:01	1858RY	4307	2897	12477	<	0.010	0.00080		270	21	0.004	
1530	FD-11	6:02	5:30	FD11111008	11/10/2008	6:02	1871RY	1408	2874	4046	<	0.010	0.0025	<	100	25	0.010	2008110514 Receipt 11/17/08 Cr6 Anal 11/21/08 Part Anal 11/19/08
1531	FD-10	5:58	5:34	FD10111008	11/10/2008	5:58	1870RY	1416	2979	4218	<	0.010	0.0024	<	100	24	0.010	
1532	FD-9	5:53	5:39	FD9111008	11/10/2008	5:53	1869RY	1426	2890	4121	<	0.010	0.0024	<	100	24	0.010	
1533	FD-8	5:50	5:47	FD8111008	11/10/2008	5:50	1868RY	1437	3054	4388	<	0.010	0.0023	<	100	23	0.010	
1534	FD-6	5:47	5:54	FD6111008	11/10/2008	5:47	1867RY	1447	3041	4400	<	0.010	0.0023	<	100	23	0.010	
1535	FD-4	5:40	6:00	FD4111008	11/10/2008	5:40	1866RY	1460	3007	4391	<	0.010	0.0023	<	100	23	0.010	
1536	FD-1	5:48	5:55	FD1111008	11/10/2008	5:48	1865RY	1447	2939	4253	<	0.010	0.0024	<	100	24	0.010	
1537	FD-11	5:30	6:29	FD11111108	11/11/2008	5:30	1826RY	1499	2865	4295	<	0.010	0.0023	<	100	23	0.010	
1538	FD-10	5:34	6:33	FD10111108	11/11/2008	5:34	1827RY	1499	2989	4481	<	0.010	0.0022		120	28	0.008	
1539	FD-9	5:39	6:36	FD9111108	11/11/2008	5:39	1828RY	1497	2864	4287	<	0.010	0.0023	<	100	23	0.010	
1540	FD-8	5:47	6:43	FD8111108	11/11/2008	5:47	1829RY	1496	3078	4605	<	0.010	0.0022	<	100	22	0.010	
1541	FD-6	5:54	6:40	FD6111108	11/11/2008	5:54	1830RY	1486	3058	4544	<	0.010	0.0022	<	100	22	0.010	
1542	FD-4	**Pump found faulted off or dead @ pickup - sample discarded**																
1543	FD-1	5:55	6:38	FD1111108	11/11/2008	5:55	1832RY	1483	2962	4392	<	0.010	0.0023	<	100	23	0.010	
1544	FD-11	6:29	6:26	FD11111208	11/12/2008	6:29	1841RY	1437	2827	4063	<	0.010	0.0025		160	38	0.006	
1545	FD-10	6:33	6:22	FD10111208	11/12/2008	6:33	1842RY	1429	2981	4259	<	0.010	0.0024		110	26	0.009	
1546	FD-9	6:36	6:18	FD9111208	11/12/2008	6:36	1843RY	1422	2870	4081	<	0.010	0.0025		110	27	0.009	
1547	FD-8	6:43	6:29	FD8111208	11/12/2008	6:43	1844RY	1426	3063	4367	<	0.010	0.0023		120	26	0.008	
1548	FD-6	6:40	6:08	FD6111208	11/12/2008	6:40	1872RY	1408	3036	4275	<	0.010	0.0023		130	31	0.008	
1549	FD-4	**Pump found faulted off or dead @ pickup - sample discarded**																
1550	FD-1	6:38	6:04	FD1111208	11/12/2008	6:38	1874RY	1406	2946	4142	<	0.010	0.0024		140	34	0.007	

Sample Identification											Results							
Location ID		Start Time	End Time	Field Sample ID	Sample Date	Sample Time	Filter #	Sampling Time (Min)	Avg Flow Rate (mlPM)	Total Volume (L)	Hexavalent Chromium (ug)		(ug/m3)	Total Particulate (ug)		(ug/m3)	% Cr6	Laboratory Work Order # (LWO#)
1551	FD-11	6:26	6:25	FD11111308	11/13/2008	6:26	1951RY	1439	2804	4034	<	0.010	0.0025	<	100	25	0.010	
1552	FD-10	6:22	6:22	FD10111308	11/13/2008	6:22	1850RY	1440	2995	4312	<	0.010	0.0023		100	24	0.010	
1553	FD-9	6:18	6:17	FD9111308	11/13/2008	6:18	1849RY	1439	2874	4135	<	0.010	0.0024	<	100	24	0.010	
1554	FD-8	6:29	6:29	FD8111308	11/13/2008	6:29	1848RY	1440	3049	4390	<	0.010	0.0023	<	100	23	0.010	
1555	FD-6	6:05	6:14	FD6111308	11/13/2008	6:05	1847RY	1449	3029	4389	<	0.010	0.0023	<	100	23	0.010	
1556	FD-4	8:10	6:10	FD4111308	11/13/2008	8:10	1960RY	1320	3116	4113	<	0.010	0.0024	<	100	24	0.010	2008110604
1557	FD-1	6:04	6:13	FD1111308	11/13/2008	6:04	1845RY	1449	2928	4243	<	0.010	0.0024	<	100	24	0.010	Receipt 11/18/08
1558	FD-11	**Pump found faulted off or dead @ pickup - sample discarded**																Cr6 Anal 11/21/08
1559	FD-10	6:22	6:16	FD10111408	11/14/2008	6:22	1966RY	4314	2972	12819	<	0.010	0.00078		110	8.5	0.009	Part Anal 11/19/08
1560	FD-9	6:17	6:11	FD9111408	11/14/2008	6:17	1965RY	4314	2893	12480	<	0.010	0.00080		110	8.9	0.009	
1561	FD-8	6:29	6:27	FD8111408	11/14/2008	6:29	1964RY	4318	3077	13286	<	0.010	0.00075		120	8.7	0.008	
1562	FD-6	6:14	6:06	FD6111408	11/14/2008	6:14	1963RY	4312	2990	12891	<	0.010	0.00078		160	12	0.006	
1563	FD-4	**Pump found faulted off or dead @ pickup - sample discarded**																
1564	FD-1	6:13	6:04	FD1111408	11/14/2008	6:13	1961RY	4311	2906	12528	<	0.010	0.00080		150	12	0.007	
1565	FD-11	12:05	6:23	FD11111708	11/17/2008	12:05	1975RY	1098	3032	3330	<	0.010	0.003	<	100	30	0.010	
1566	FD-10	6:16	6:17	FD10111708	11/17/2008	6:16	1973 RY	1441	3003	4328	<	0.010	0.0023	<	100	23	0.010	
1567	FD-9	6:11	6:10	FD9111708	11/17/2008	6:11	1972 RY	1439	2873	4134	<	0.010	0.0024	<	100	24	0.010	
1568	FD-8	6:27	6:28	FD8111708	11/17/2008	6:27	1971 RY	1441	3114	4487	<	0.010	0.0022	<	100	22	0.010	
1569	FD-6	6:06	6:03	FD6111708	11/17/2008	6:06	1970 RY	1437	2991	4298	<	0.010	0.0023	<	100	23	0.010	
1570	FD-4	**Pump found faulted off or dead @ pickup - sample discarded**																
1571	FD-1	6:04	6:01	FD1111708	11/17/2008	6:04	1968 RY	1437	2910	4182	<	0.010	0.0024	<	100	24	0.010	
1572	FD-11	6:23	6:24	FD11111808	11/18/2008	6:23	1936RY	1441	3081	4439	<	0.010	0.0023	<	100	23	0.010	
1573	FD-10	6:17	6:28	FD10111808	11/18/2008	6:17	1935RY	1451	3034	4402	<	0.010	0.0023	<	100	23	0.010	
1574	FD-9	6:10	6:31	FD9111808	11/18/2008	6:10	1934RY	1461	2861	4180	<	0.010	0.0024	<	100	24	0.010	2008110770
1575	FD-8	6:28	6:39	FD8111808	11/18/2008	6:28	1933RY	1451	3139	4554	<	0.010	0.0022	<	100	22	0.010	Receipt 11/24/08
1576	FD-6	6:03	6:36	FD6111808	11/18/2008	6:03	1932RY	1473	3015	4441	<	0.010	0.0023	<	100	23	0.010	Cr6 Anal 11/26/08
1577	FD-4	5:55	7:16	FD4111808	11/18/2008	5:55	1931RY	1521	3084	4691	<	0.010	0.0021	<	100	21	0.010	Part Anal 11/25/08
1578	FD-1	6:01	6:34	FD1111808	11/18/2008	6:01	1930RY	1473	2916	4295	<	0.010	0.0023	<	100	23	0.010	
1579	FD-11	6:24	6:27	FD11111908	11/19/2008	6:24	1901RY	1443	3189	4601	<	0.010	0.0022	<	100	22	0.010	
1580	FD-10	6:28	6:24	FD10111908	11/19/2008	6:28	1902RY	1436	3029	4349	<	0.010	0.0023	<	100	23	0.010	
1581	FD-9	6:31	6:19	FD9111908	11/19/2008	6:31	1903RY	1428	2942	4200	<	0.010	0.0024	<	100	24	0.010	
1582	FD-8	6:39	6:31	FD8111908	11/19/2008	6:39	1904RY	1432	3178	4551	<	0.010	0.0022	<	100	22	0.010	
1583	FD-6	6:36	6:06	FD6111908	11/19/2008	6:36	1905RY	1410	3007	4240	<	0.010	0.0024	<	100	24	0.010	
1584	FD-4	7:16	6:01	FD4111908	11/19/2008	7:16	1906RY	1365	3135	4279	<	0.010	0.0023	<	100	23	0.010	
1585	FD-1	6:34	6:05	FD1111908	11/19/2008	6:34	1907RY	1411	2905	4099	<	0.010	0.0024	<	100	24	0.010	
1586	FD-11	6:27	6:25	FD11112008	11/20/2008	6:27	1918RY	1438	3183	4577		0.014	0.0031		110	24	0.013	
1587	FD-10	6:24	6:21	FD10112008	11/20/2008	6:24	1917RY	1437	3016	4334	<	0.010	0.0023		120	27	0.008	
1588	FD-9	6:19	6:14	FD9112008	11/20/2008	6:19	1916RY	1435	2882	4136		0.010	0.0025	<	100	24	0.010	
1589	FD-8	6:31	6:32	FD8112008	11/20/2008	6:31	1915RY	1441	3146	4534		0.015	0.0033	<	100	22	0.015	
1590	FD-6	6:06	6:09	FD6112008	11/20/2008	6:06	1914RY	1443	3014	4349		0.028	0.0065		110	24	0.025	
1591	FD-4	6:01	6:02	FD4112008	11/20/2008	6:01	1913RY	1441	3172	4571	<	0.010	0.0022	<	100	22	0.010	2008110856
1592	FD-1	6:05	6:06	FD1112008	11/20/2008	6:05	1912RY	1441	2906	4187		0.019	0.0046		110	26	0.017	Receipt 11/25/08
1593	FD-11	6:25	5:40	FD11112108	11/21/2008	6:25	2557RY	4275	3151	13471		0.013	0.00095		490	36	0.003	Cr6 Anal 12/3/08
1594	FD-10	6:21	5:35	FD10112108	11/21/2008	6:21	2556RY	4274	2993	12792		0.028	0.0022		390	31	0.007	Part Anal 11/26/08
1595	FD-9	6:14	5:48	FD9112108	11/21/2008	6:14	2555RY	4294	2773	11906		0.016	0.0013		320	27	0.005	
1596	FD-8	6:32	5:55	FD8112108	11/21/2008	6:32	2554RY	4283	3124	13378		0.043	0.0032		260	20	0.017	
1597	FD-6	6:09	6:20	FD6112108	11/21/2008	6:09	2553RY	4331	2989	12945		0.023	0.0017		480	37	0.005	
1598	FD-4	6:02	6:40	FD4112108	11/21/2008	6:02	2552RY	4358	3139	13679		0.024	0.0018		210	15	0.011	
1599	FD-1	6:06	6:30	FD1112108	11/21/2008	6:06	2551RY	4344	2884	12526		0.032	0.0026		290	23	0.011	
1600	FD-11	5:40	9:10	FD11112408	11/24/2008	5:40	2561RY	1650	3155	5206	<	0.010	0.0019		140	27	0.007	

Sample Identification											Results							
Location ID		Start Time	End Time	Field Sample ID	Sample Date	Sample Time	Filter #	Sampling Time (Min)	Avg Flow Rate (mlPM)	Total Volume (L)	Hexavalent Chromium (ug)		(ug/m3)	Total Particulate (ug)		(ug/m3)	% Cr6	Laboratory Work Order # (LWO#)
1601	FD-10	5:35	9:15	FD10112408	11/24/2008	5:35	2562RY	1660	2951	4898	<	0.010	0.002	<	100	20	0.010	
1602	FD-9	5:48	9:05	FD9112408	11/24/2008	5:48	2563RY	1637	2768	4531	<	0.010	0.0022		100	23	0.010	
1603	FD-8	5:55	9:20	FD8112408	11/24/2008	5:55	2564RY	1645	3100	5099	<	0.010	0.002		100	20	0.010	
1604	FD-6	6:20	9:25	FD6112408	11/24/2008	6:20	2565RY	1625	2933	4766	<	0.010	0.0021		140	28	0.007	
1605	FD-4	6:40	9:35	FD4112408	11/24/2008	6:40	2566RY	1615	3093	4995	<	0.010	0.002		110	22	0.009	
1606	FD-1	6:30	9:30	FD1112408	11/24/2008	6:30	2567RY	1620	2839	4598	<	0.010	0.0022		160	35	0.006	
1607	FD-11	9:10	5:35	FD11112508	11/25/2008	9:10	2568RY	1225	3171	3884	<	0.010	0.0026	<	100	26	0.010	
1608	FD-10	9:15	5:40	FD10112508	11/25/2008	9:15	2569RY	1225	3025	3706	<	0.010	0.0027	<	100	27	0.010	
1609	FD-9	9:05	5:58	FD9112508	11/25/2008	9:05	2570RY	1253	2772	3473	<	0.010	0.0029	<	100	29	0.010	
1610	FD-8	9:20	6:05	FD8112508	11/25/2008	9:20	2571RY	1245	3113	3875	<	0.010	0.0026	<	100	26	0.010	
1611	FD-6	9:25	6:40	FD6112508	11/25/2008	9:25	2572RY	1275	2972	3790	<	0.010	0.0026	<	100	26	0.010	
1612	FD-4	9:35	6:45	FD4112508	11/25/2008	9:35	2573RY	1270	3074	3904	<	0.010	0.0026	<	100	26	0.010	2008120047
1613	FD-1	9:30	6:35	FD1112508	11/25/2008	9:30	2574RY	1265	2830	3580	<	0.010	0.0028	<	100	28	0.010	Receipt 12/2/08 Cr6
1614	FD-11	5:35	11:00	FD11112608	11/26/2008	5:35	2534RY	3205	3181	10196	<	0.010	0.00098		210	21	0.005	Anal 12/5/08 Part
1615	FD-10	5:40	11:05	FD10112608	11/26/2008	5:40	2535RY	3205	3022	9687	<	0.010	0.001		180	19	0.006	Anal 12/3/08
1616	FD-9	5:58	11:15	FD9112608	11/26/2008	5:58	2536RY	3197	2776	8876	<	0.010	0.0011		170	19	0.006	
1617	FD-8	6:05	11:20	FD8112608	11/26/2008	6:05	2537RY	3195	3151	10067	<	0.010	0.001		210	21	0.005	
1618	FD-6	6:40	11:35	FD6112608	11/26/2008	6:40	2538RY	3175	2971	9433	<	0.010	0.0011		170	18	0.006	
1619	FD-4	6:45	11:40	FD4112608	11/26/2008	6:45	2539RY	3175	3055	9700	<	0.010	0.001		160	16	0.006	
1620	FD-1	6:35	11:29	FD1112608	11/26/2008	6:35	2540RY	3174	2838	9009	<	0.010	0.0011		170	18	0.006	
1621	FD-11	11:00	9:29	FD11112808	11/28/2008	11:00	2541RY	4229	3146	13304		0.013	0.00096		240	18	0.005	
1622	FD-10	11:05	9:29	FD10112808	11/28/2008	11:05	2542RY	4224	3017	12745	<	0.010	0.00079		220	17	0.005	
1623	FD-9	11:15	9:20	FD9112808	11/28/2008	11:15	2543RY	4205	2769	11645	<	0.010	0.00086		240	21	0.004	
1624	FD-8	11:20	9:35	FD8112808	11/28/2008	11:20	2544RY	4215	3121	13154	<	0.010	0.00076		220	16	0.005	
1625	FD-6	11:35	9:10	FD6112808	11/28/2008	11:35	2545RY	4175	2898	12099	<	0.010	0.00083		210	18	0.005	
1626	FD-4	11:40	9:45	FD4112808	11/28/2008	11:40	2546RY	4205	3028	12734	<	0.010	0.00079		200	16	0.005	
1627	FD-1	11:29	9:13	FD1112808	11/28/2008	11:29	2547RY	4184	2821	11804		0.016	0.0014		210	18	0.008	
1628	FD-11	9:29	5:30	FD11120108	12/1/2008	9:29	2548RY	1201	3172	3809	<	0.010	0.0026	<	100	26	0.010	
1629	FD-10	9:24	5:35	FD10120108	12/1/2008	9:29	2549RY	1211	2989	3619	<	0.010	0.0028	<	100	28	0.010	
1630	FD-9	9:20	5:42	FD9120108	12/1/2008	9:20	2550RY	1222	2826	3453	<	0.010	0.0029	<	100	29	0.010	
1631	FD-8	9:35	5:38	FD8120108	12/1/2008	9:35	2501RY	1203	3098	3727	<	0.010	0.0027	<	100	27	0.010	
1632	FD-6	9:10	6:07	FD6120108	12/1/2008	9:10	2502RY	1257	2949	3707	<	0.010	0.0027	<	100	27	0.010	
1633	FD-4	9:45	6:12	FD4120108	12/1/2008	9:45	2503RY	1227	3045	3737	<	0.010	0.0027	<	100	27	0.010	
1634	FD-1	9:13	6:08	FD1120108	12/1/2008	9:13	2504RY	1255	2843	3567	<	0.010	0.0028	<	100	28	0.010	
1635	FD-11	5:30	5:32	FD11120208	12/2/2008	5:30	2505RY	1442	3195	4608	<	0.010	0.0022	<	100	22	0.010	
1636	FD-10	5:35	5:36	FD10120208	12/2/2008	5:35	2506RY	1441	3016	4346	<	0.010	0.0023	<	100	23	0.010	2008120178
1637	FD-9	5:42	5:45	FD9120208	12/2/2008	5:42	2507RY	1443	2832	4086	<	0.010	0.0025	<	100	24	0.010	Receipt 12/5/08 Cr6
1638	FD-8	5:38	5:41	FD8120208	12/2/2008	5:38	2508RY	1443	3046	4396	<	0.010	0.0023	<	100	23	0.010	Anal 12/11/08 Part
1639	FD-6	6:07	6:06	FD6120208	12/2/2008	6:07	2509RY	1439	2998	4314	<	0.010	0.0023	<	100	23	0.010	Anal 12/9/08
1640	FD-4	6:12	6:13	FD4120208	12/2/2008	6:12	2510RY	1441	3102	4470	<	0.010	0.0022	<	100	22	0.010	
1641	FD-1	6:08	6:08	FD1120208	12/2/2008	6:08	2511RY	1440	2849	4102	<	0.010	0.0024	<	100	24	0.010	
1642	FD-11	5:32	5:30	FD11120308	12/3/2008	5:32	2520RY	1438	3149	4528	<	0.010	0.0022		180	40	0.006	
1643	FD-10	5:36	5:34	FD10120308	12/3/2008	5:36	2521RY	1438	3047	4381	<	0.010	0.0023		110	26	0.009	
1644	FD-9	5:45	5:44	FD9120308	12/3/2008	5:45	2522RY	1439	2791	4017	<	0.010	0.0025		110	27	0.009	
1645	FD-8	5:41	5:39	FD8120308	12/3/2008	5:41	2523RY	1438	3002	4317	<	0.010	0.0023		110	25	0.009	
1646	FD-6	6:06	6:05	FD6120308	12/3/2008	6:06	2524RY	1439	3043	4378	<	0.010	0.0023		100	24	0.010	
1647	FD-4	6:13	6:12	FD4120308	12/3/2008	6:13	2525RY	1439	3146	4527	<	0.010	0.0022	<	100	22	0.010	
1648	FD-1	6:08	6:07	FD1120308	12/3/2008	6:08	2476RY	1439	2868	4128	<	0.010	0.0024		110	27	0.009	
1649	FD-11	5:30	5:35	FD11120408	12/4/2008	5:30	2477 RY	1445	3119	4507	<	0.010	0.0022		160	35	0.006	
1650	FD-10	5:34	5:39	FD10120408	12/4/2008	5:34	2478 RY	1445	3047	4403	<	0.010	0.0023		120	27	0.008	

Sample Identification											Results							
Location ID		Start Time	End Time	Field Sample ID	Sample Date	Sample Time	Filter #	Sampling Time (Min)	Avg Flow Rate (mlPM)	Total Volume (L)	Hexavalent Chromium (ug)		(ug/m3)	Total Particulate (ug)		(ug/m3)	% Cr6	Laboratory Work Order # (LWO#)
1651	FD-9	5:44	5:50	FD9120408	12/4/2008	5:44	2479 RY	1446	2831	4093	<	0.010	0.0025		120	29	0.008	
1652	FD-8	5:39	5:42	FD8120408	12/4/2008	5:39	2480 RY	1443	3028	4369	<	0.010	0.0023		120	27	0.008	
1653	FD-6	6:05	6:09	FD6120408	12/4/2008	6:05	2481 RY	1444	3044	4395	<	0.010	0.0023	<	100	23	0.010	
1654	FD-4	6:12	6:15	FD4120408	12/4/2008	6:12	2482 RY	1443	3116	4497	<	0.010	0.0022		110	24	0.009	2008120292
1655	FD-1	6:07	6:10	FD1120408	12/4/2008	6:07	2483 RY	1443	2884	4161	<	0.010	0.0024	<	100	24	0.010	Receipt 12/10/08
1656	FD-11	5:35	5:31	FD11120508	12/5/2008	5:35	2492 RY	4316	3131	13515		0.013	0.00097		330	24	0.004	Cr6 Anal 12/12/08
1657	FD-10	5:39	5:35	FD10120508	12/5/2008	5:39	2493 RY	4316	3023	13049		0.017	0.0013		300	23	0.006	Part Anal 12/11/08
1658	FD-9	5:50	5:43	FD9120508	12/5/2008	5:50	2494 RY	4313	2819	12157	<	0.010	0.00083		300	25	0.003	
1659	FD-8	5:42	5:40	FD8120508	12/5/2008	5:42	2495 RY	4318	3054	13188		0.011	0.00087		280	21	0.004	
1660	FD-6	6:09	6:01	FD6120508	12/5/2008	6:09	2496 RY	4312	2961	12767		0.011	0.00089		400	31	0.003	
1661	FD-4	6:15	6:10	FD4120508	12/5/2008	6:15	2497 RY	4315	3060	13204		0.014	0.0010		220	17	0.006	
1662	FD-1	6:10	6:02	FD1120508	12/5/2008	6:10	2498 RY	4312	2815	12139		0.011	0.00093		270	23	0.004	
1663	FD-11	5:31	5:34	FD11120808	12/8/2008	5:31	2451RY	1443	3167	4570	<	0.010	0.0022		130	29	0.008	
1664	FD-10	5:35	5:38	FD10120808	12/8/2008	5:35	2452RY	1443	3056	4409	<	0.010	0.0023		140	31	0.007	
1665	FD-9	5:43	5:48	FD9120808	12/8/2008	5:43	2453RY	1445	2747	3970	<	0.010	0.0025		100	25	0.010	
1666	FD-8	5:40	5:42	FD8120808	12/8/2008	5:40	2454RY	1442	3104	4476	<	0.010	0.0022	<	100	22	0.010	
1667	FD-6	6:01	6:07	FD6120808	12/8/2008	6:01	2455RY	1446	2992	4326	<	0.010	0.0023		110	25	0.009	
1668	FD-4	6:10	6:10	FD4120808	12/8/2008	6:10	2456RY	1440	3103	4468	<	0.010	0.0022	<	100	22	0.010	
1669	FD-1	6:02	6:02	FD1120808	12/8/2008	6:02	2457RY	1440	2845	4097	<	0.010	0.0024		110	26	0.009	
1670	FD-11	5:34	5:34	FD11120908	12/9/2008	5:34	2458RY	1440	3164	4556	<	0.010	0.0022		180	39	0.006	
1671	FD-10	5:38	5:38	FD10120908	12/9/2008	5:38	2459RY	1440	3123	4496	<	0.010	0.0022		120	27	0.008	
1672	FD-9	5:48	5:43	FD9120908	12/9/2008	5:48	2460RY	1435	2720	3903	<	0.010	0.0026	<	100	26	0.010	2008120401
1673	FD-8	5:42	5:50	FD8120908	12/9/2008	5:42	2461RY	1448	3088	4472	<	0.010	0.0022		100	23	0.010	Receipt 12/15/08
1674	FD-6	6:07	6:04	FD6120908	12/9/2008	6:07	2462RY	1437	2991	4297	<	0.010	0.0023		140	32	0.007	Cr6 Anal 12/18/08
1675	FD-4	6:15	6:11	FD4120908	12/9/2008	6:15	2463RY	1436	3143	4513	<	0.010	0.0022		140	32	0.007	Part Anal 12/16/08
1676	FD-1	6:08	6:06	FD1120908	12/9/2008	6:08	2464RY	1438	2913	4189	<	0.010	0.0024		140	34	0.007	
1677	FD-11	5:34	5:30	FD11121008	12/10/2008	5:34	2499RY	1436	3132	4497	<	0.010	0.0022	<	100	22	0.010	
1678	FD-10	5:38	5:34	FD10121008	12/10/2008	5:38	2500RY	1436	3113	4471	<	0.010	0.0022	<	100	22	0.010	
1679	FD-9	5:43	5:40	FD9121008	12/10/2008	5:43	2473RY	1437	2729	3922	<	0.010	0.0026	<	100	25	0.010	
1680	FD-8	5:50	5:49	FD8121008	12/10/2008	5:50	2474RY	1439	3010	4331	<	0.010	0.0023	<	100	23	0.010	
1681	FD-6	6:04	6:08	FD6121008	12/10/2008	6:04	2475RY	1444	2929	4229	<	0.010	0.0024	<	100	24	0.010	
1682	FD-4	6:11	6:13	FD4121008	12/10/2008	6:11	2426RY	1442	3080	4441	<	0.010	0.0023	<	100	23	0.010	
1683	FD-1	6:06	6:09	FD1121008	12/10/2008	6:06	2427RY	1443	2873	4145	<	0.010	0.0024	<	100	24	0.010	
1684	FD-11	5:30	5:28	FD11121108	12/11/2008	5:30	2428RY	1438	3141	4516	<	0.010	0.0022	<	100	22	0.010	
1685	FD-10	5:34	5:33	FD10121108	12/11/2008	5:34	2429RY	1439	3119	4488	<	0.010	0.0022	<	100	22	0.010	
1686	FD-9	5:40	5:44	FD9121108	12/11/2008	5:40	2430RY	1444	2736	3951	<	0.010	0.0025	<	100	25	0.010	
1687	FD-8	5:49	5:38	FD8121108	12/11/2008	5:49	2431RY	1429	3011	4302	<	0.010	0.0023	<	100	23	0.010	
1688	FD-6	6:08	5:51	FD6121108	12/11/2008	6:08	2432RY	1423	2938	4180	<	0.010	0.0024	<	100	24	0.010	
1689	FD-4	6:13	6:00	FD4121108	12/11/2008	6:13	2433RY	1427	3041	4340	<	0.010	0.0023	<	100	23	0.010	2008120496
1690	FD-1	6:09	5:53	FD1121108	12/11/2008	6:09	2434RY	1424	2843	4049	<	0.010	0.0025	<	100	25	0.010	Receipt 12/16/08
1691	FD-11	5:28	5:27	FD11121208	12/12/2008	5:28	2443RY	4319	3165	13669	<	0.010	0.00074		190	14	0.005	Cr6 Anal 12/22/08
1692	FD-10	5:33	5:32	FD10121208	12/12/2008	5:33	2444RY	4319	3040	13131	<	0.010	0.00077		150	11	0.007	Part Anal 12/18/08
1693	FD-9	5:44	5:41	FD9121208	12/12/2008	5:44	2445RY	4317	2768	11949	<	0.010	0.00084		150	13	0.007	
1694	FD-8	5:38	5:37	FD8121208	12/12/2008	5:38	2446RY	4319	3094	13362	<	0.010	0.00075		140	11	0.007	
1695	FD-6	5:51	6:03	FD6121208	12/12/2008	5:51	2447RY	4332	2937	12724	<	0.010	0.00079		170	13	0.006	
1696	FD-4	6:00	6:10	FD4121208	12/12/2008	6:00	2448RY	4330	3054	13222	<	0.010	0.00076		170	13	0.006	
1697	FD-1	5:53	6:04	FD1121208	12/12/2008	5:53	2449RY	4331	2828	12250	<	0.010	0.00082		160	13	0.006	
1698	FD-11	5:27	5:31	FD11121508	12/15/2008	5:27	601TA	1444	3146	4543		0.013	0.0028	<	100	22	0.013	
1699	FD-10	5:32	5:35	FD10121508	12/15/2008	5:32	602TA	1443	2951	4258	<	0.010	0.0024	<	100	23	0.010	
1700	FD-9	5:41	5:44	FD9121508	12/15/2008	5:41	603TA	1443	2764	3988	<	0.010	0.0025	<	100	25	0.010	

Sample Identification											Results							
Location ID		Start Time	End Time	Field Sample ID	Sample Date	Sample Time	Filter #	Sampling Time (Min)	Avg Flow Rate (mlPM)	Total Volume (L)	Hexavalent Chromium (ug)		(ug/m3)	Total Particulate (ug)		(ug/m3)	% Cr6	Laboratory Work Order # (LWO#)
1701	FD-8	5:37	5:39	FD8121508	12/15/2008	5:37	604TA	1442	3104	4476		0.013	0.0030	<	100	22	0.013	
1702	FD-6	6:03	6:09	FD6121508	12/15/2008	6:03	605TA	1446	2916	4216	<	0.010	0.0024	<	100	24	0.010	
1703	FD-4	6:10	6:14	FD4121508	12/15/2008	6:10	606TA	1444	3053	4408	<	0.010	0.0023	<	100	23	0.010	
1704	FD-1	6:04	6:10	FD1121508	12/15/2008	6:04	607TA	1446	2811	4064	<	0.010	0.0025	<	100	25	0.010	
1705	FD-11	5:31	5:33	FD11121608	12/16/2008	5:31	608TA	1442	3102	4473	<	0.010	0.0023	<	100	22	0.010	
1706	FD-10	5:35	5:38	FD10121608	12/16/2008	5:35	609TA	1443	2941	4244	<	0.010	0.0024	<	100	24	0.010	
1707	FD-9	5:44	5:50	FD9121608	12/16/2008	5:44	610TA	1446	2728	3945		0.011	0.0028	<	100	25	0.011	2008120646
1708	FD-8	5:39	5:44	FD8121608	12/16/2008	5:39	611TA	1445	3031	4379	<	0.010	0.0023		100	31	0.010	Receipt 12/22/08
1709	FD-6	6:09	6:04	FD6121608	12/16/2008	6:09	612TA	1435	2886	4142	<	0.010	0.0024	<	100	24	0.010	Cr6 Anal 12/30/08
1710	FD-4	6:14	6:13	FD4121608	12/16/2008	6:14	613TA	1439	3054	4395	<	0.010	0.0023	<	100	23	0.010	Part Anal 12/23/08
1711	FD-1	6:10	6:06	FD1121608	12/16/2008	6:10	614TA	1436	2807	4031	<	0.010	0.0025	<	100	25	0.010	
1712	FD-11	5:33	5:38	FD11121708	12/17/2008	5:33	623TA	1445	3106	4489	<	0.010	0.0022	<	100	22	0.010	
1713	FD-10	5:38	5:42	FD10121708	12/17/2008	5:38	624TA	1444	3006	4341	<	0.010	0.0023	<	100	23	0.010	
1714	FD-9	5:50	5:50	FD9121708	12/17/2008	5:50	625TA	1440	2742	3948	<	0.010	0.0026	<	100	25	0.010	
1715	FD-8	5:44	5:46	FD8121708	12/17/2008	5:44	576TA	1442	3066	4421	<	0.010	0.0023	<	100	23	0.010	
1716	FD-6	6:04	6:18	FD6121708	12/17/2008	6:04	577TA	1454	2911	4232		0.013	0.0030	<	100	24	0.013	
1717	FD-4	6:13	6:24	FD4121708	12/17/2008	6:13	578TA	1451	3064	4446		0.011	0.0024	<	100	22	0.011	
1718	FD-1	6:06	6:19	FD1121708	12/17/2008	6:06	579TA	1453	2790	4054		0.011	0.0027	<	100	25	0.011	
1719	FD-11	5:38	5:28	FD11121808	12/18/2008	5:38	580 TA	1430	3106	4442	<	0.010	0.0023		130	29	0.008	
1720	FD-10	5:42	5:32	FD10121808	12/18/2008	5:42	581 TA	1430	3028	4330	<	0.010	0.0023		110	25	0.009	
1721	FD-9	5:50	5:41	FD9121808	12/18/2008	5:50	582 TA	1431	2758	3946	<	0.010	0.0026		150	39	0.007	
1722	FD-8	5:46	5:37	FD8121808	12/18/2008	5:46	583 TA	1431	3077	4402	<	0.010	0.0023	<	100	23	0.010	
1723	FD-6	6:18	6:00	FD6121808	12/18/2008	6:18	584 TA	1422	2941	4182	<	0.010	0.0024		140	33	0.007	
1724	FD-4	6:24	6:06	FD4121808	12/18/2008	6:24	585 TA	1422	3068	4362	<	0.010	0.0023	<	100	23	0.010	2008120685
1725	FD-1	6:19	6:01	FD1121808	12/18/2008	6:19	586 TA	1422	2785	3960	<	0.010	0.0025		100	27	0.010	Receipt 12/23/08
1726	FD-11	5:28	9:10	FD11121908	12/19/2008	5:28	595 TA	4542	3102	14091	<	0.010	0.00072		150	11	0.007	Cr6 Anal 1/2/09
1727	FD-10	5:32	9:05	FD10121908	12/19/2008	5:32	596 TA	4533	2960	13418	<	0.010	0.00075		150	11	0.007	Part Anal 12/29/08
1728	FD-9	5:41	8:55	FD9121908	12/19/2008	5:41	597 TA	4514	2736	12352	<	0.010	0.00082		170	13	0.006	
1729	FD-8	5:37	9:15	FD8121908	12/19/2008	5:37	598 TA	4538	3063	13900	<	0.010	0.00073		150	11	0.007	
1730	FD-6	6:00	8:35	FD6121908	12/19/2008	6:00	599 TA	4475	2910	13024		0.018	0.0014		170	13	0.011	
1731	FD-4	6:06	8:30	FD4121908	12/19/2008	6:06	600 TA	4464	3066	13685	<	0.010	0.00074	<	100	7.3	0.010	
1732	FD-1	6:01	8:45	FD1121908	12/19/2008	6:01	651 TA	4484	2758	12367	<	0.010	0.00082		150	12	0.007	
1733	FD-11	9:10	9:25	FD11122208	12/22/2008	9:10	652 TA	1455	3108	4522		0.014	0.0031	<	100	22	0.014	
1734	FD-10	9:05	9:20	FD10122208	12/22/2008	9:05	653 TA	1455	2931	4264		0.016	0.0037	<	100	23	0.016	
1735	FD-9	8:55	9:15	FD9122208	12/22/2008	8:55	654 TA	1460	2725	3978		0.012	0.003	<	100	25	0.012	
1736	FD-8	9:15	9:30	FD8122208	12/22/2008	9:15	655 TA	1455	3078	4479		0.014	0.0031	<	100	22	0.014	
1737	FD-6	8:35	5:45	FD6122208	12/22/2008	8:35	656 TA	1270	2858	3629	<	0.010	0.0028	<	100	28	0.010	
1738	FD-4	8:30	6:15	FD4122208	12/22/2008	8:30	657 TA	1305	3013	3932		0.012	0.0029	<	100	25	0.012	
1739	FD-1	8:45	5:55	FD1122208	12/22/2008	8:45	658 TA	1270	2742	3482		0.012	0.0034	<	100	29	0.012	
1740	FD-11	9:25	9:05	FD11122308	12/23/2008	9:25	659 TA	1420	3110	4417		0.011	0.0024	<	100	23	0.011	
1741	FD-10	9:20	9:17	FD10122308	12/23/2008	9:20	660 TA	1437	2928	4207	<	0.010	0.0024	<	100	24	0.010	
1742	FD-9	9:15	8:50	FD9122308	12/23/2008	9:15	661 TA	1415	2737	3872	<	0.010	0.0026		100	26	0.010	
1743	FD-8	9:30	9:53	FD8122308	12/23/2008	9:30	662 TA	1463	3082	4508		0.011	0.0024	<	100	22	0.011	
1744	FD-6	5:45	9:39	FD6122308	12/23/2008	5:45	663 TA	1674	2834	4744		0.011	0.0024		110	23	0.010	
1745	FD-4	6:15	10:02	FD4122308	12/23/2008	6:15	664 TA	1667	3101	5169	<	0.010	0.002	<	100	19	0.010	2008120755
1746	FD-1	5:55	9:32	FD1122308	12/23/2008	5:55	665 TA	1657	2763	4579		0.017	0.0037		100	22	0.017	Receipt 12/30/08
1747	FD-11	9:05	13:20	FD11122408	12/24/2008	9:05	674 TA	4575	3110	14230		0.025	0.0018		270	19	0.009	Cr6 Anal 1/5/09
1748	FD-10	9:17	13:15	FD10122408	12/24/2008	9:17	675 TA	4558	2928	13344		0.019	0.0014		230	18	0.008	Part Anal 12/31/08
1749	FD-9	8:50	13:05	FD9122408	12/24/2008	8:50	626 TA	4575	2737	12519		0.018	0.0014		260	21	0.007	
1750	FD-8	9:53	13:09	FD8122408	12/24/2008	9:53	627 TA	4516	3082	13916		0.026	0.0019		230	17	0.011	

Sample Identification											Results							
Location ID		Start Time	End Time	Field Sample ID	Sample Date	Sample Time	Filter #	Sampling Time (Min)	Avg Flow Rate (mlPM)	Total Volume (L)	Hexavalent Chromium (ug)		(ug/m3)	Total Particulate (ug)		(ug/m3)	% Cr6	Laboratory Work Order # (LWO#)
1751	FD-6	9:39	12:48	FD6122408	12/24/2008	9:39	628 TA	4509	2834	12777		0.015	0.0012	<	100	7.8	0.015	
1752	FD-4	10:02	13:00	FD4122408	12/24/2008	10:02	629 TA	4498	3101	13948		0.020	0.0013		240	17	0.008	
1753	FD-1	9:32	12:45	FD1122408	12/24/2008	9:32	630 TA	4513	2763	12471		0.016	0.0013		270	22	0.006	
1754	FD-11	13:20	6:39	FD11122708	12/27/2008	13:20	631 TA	2479	3071	7613	<	0.010	0.0013	<	100	13	0.010	
1755	FD-10	13:15	6:35	FD10122708	12/27/2008	13:15	632 TA	2480	2901	7195	<	0.010	0.0014	<	100	14	0.010	
1756	FD-9	13:05	6:28	FD9122708	12/27/2008	13:05	633 TA	2483	2774	6888		0.012	0.0017		120	17	0.010	
1757	FD-8	13:09	6:44	FD8122708	12/27/2008	13:09	634 TA	2495	3021	7538	<	0.010	0.0013	<	100	13	0.010	
1758	FD-6	12:48	6:13	FD6122708	12/27/2008	12:48	635 TA	2485	2844	7067	<	0.010	0.0014	<	100	14	0.010	
1759	FD-4	13:00	6:05	FD4122708	12/27/2008	13:00	636 TA	2465	3103	7649	<	0.010	0.0013	<	100	13	0.010	
1760	FD-1	12:45	6:11	FD1122708	12/27/2008	12:45	637 TA	2486	2789	6934		0.016	0.0021	<	100	14	0.016	
1761	FD-11	6:39	6:28	FD11122908	12/29/2008	6:39	644 TA	1429	3125	4466	<	0.010	0.0023	<	100	22	0.010	
1762	FD-10	6:35	6:26	FD10122908	12/29/2008	6:35	643 TA	1431	2917	4174	<	0.010	0.0024	<	100	24	0.010	
1763	FD-9	6:28	6:22	FD9122908	12/29/2008	6:28	642 TA	1434	2837	4068	<	0.010	0.0025	<	100	25	0.010	
1764	FD-8	6:44	6:35	FD8122908	12/29/2008	6:44	641 TA	1431	3031	4338	<	0.010	0.0023	<	100	23	0.010	
1765	FD-6	**Pump found off @ pick-up - Sample discarded**																
1766	FD-4	6:05	5:58	FD4122908	12/29/2008	6:05	639 TA	1433	3140	4499	<	0.010	0.0022	<	100	22	0.010	2009010013
1767	FD-1	6:11	6:05	FD1122908	12/29/2008	6:11	638 TA	1434	2783	3990	<	0.010	0.0025	<	100	25	0.010	Receipt 1/2/09 Cr6
1768	FD-11	6:28	6:27	FD11123008	12/30/2008	6:28	107 TA	1439	3176	4571	<	0.010	0.0022	<	100	22	0.010	Anal 1/8/09 Part
1769	FD-10	6:26	6:24	FD10123008	12/30/2008	6:26	106 TA	1438	2994	4306	<	0.010	0.0023	<	100	23	0.010	Anal 1/5/09
1770	FD-9	6:22	6:20	FD9123008	12/30/2008	6:22	105 TA	1438	2834	4075	<	0.010	0.0025	<	100	25	0.010	
1771	FD-8	6:35	6:33	FD8123008	12/30/2008	6:35	104 TA	1438	3093	4447	<	0.010	0.0023	<	100	22	0.010	
1772	FD-6	10:38	6:17	FD6123008	12/30/2008	10:38	108 TA	1179	2976	3509	<	0.010	0.0029	<	100	28	0.010	
1773	FD-4	5:58	6:10	FD4123008	12/30/2008	5:58	102 TA	1452	3192	4635	<	0.010	0.0022	<	100	22	0.010	
1774	FD-1	6:05	6:15	FD1123008	12/30/2008	6:05	101 TA	1450	2785	4038	<	0.010	0.0025	<	100	25	0.010	
1775	FD-11	6:27	6:35	FD11123108	12/31/2008	6:27	115 TA	2888	3148	9091	<	0.010	0.0011	<	100	11	0.010	
1776	FD-10	6:24	6:32	FD10123108	12/31/2008	6:24	114 TA	2888	3086	8911	<	0.010	0.0011	<	100	11	0.010	
1777	FD-9	6:20	6:28	FD9123108	12/31/2008	6:20	113 TA	2888	2783	8037	<	0.010	0.0013		120	15	0.008	2009010113
1778	FD-8	6:33	6:40	FD8123108	12/31/2008	6:33	112 TA	2887	3122	9013		0.010	0.0012	<	100	11	0.010	Receipt 1/6/09 Cr6
1779	FD-6	6:17	6:23	FD6123108	12/31/2008	6:17	111 TA	2886	2963	8551	<	0.010	0.0012		140	16	0.007	Anal 1/9/09 Part
1780	FD-4	6:10	6:18	FD4123108	12/31/2008	6:10	110 TA	2888	3191	9214	<	0.010	0.0011	<	100	11	0.010	Anal 1/8/09
1781	FD-1	6:15	6:21	FD1123108	12/31/2008	6:15	109 TA	2886	2804	8093		0.012	0.0015	<	100	12	0.012	

Honeywell

SA-7 Site
Jersey City, NJ

Hexavalent Chromium
Air Sampling Results
Fixed Devices

2009

How many Fixed Device samples were taken this year?	1235
How many samples contained any detectable amount of hexavalent chromium?	197
How many samples contained ≥ than 5.0* micrograms of hexavalent chromium per cubic meter (ug/m^3)?	0
What was the highest level of hexavelent chromium detected in all samples?	0.016 ug/m^3

** OSHA PEL for Hexavalent Chromium is 5.0 ug/m ^{3}*

Honeywell SA-7 2008 Fixed Devices - Number of samples per concentration range

CrVI Concentration in ug/m^3	Number of samples	Line #
=/<	1036	7 889
0.0010	24	927
0.0018	20	996
0.0031	74	1196
0.0054	67	1492
0.0094	11	1710
0.0164	1	1760
0.0287	0	1764
0.0503	0	1764
0.0880	0	1765
0.1539	0	1765
0.2694	0	1765
0.4714	0	1765
0.8250	0	1765
1.4438	0	1765
2.5266	0	1765
4.4215	0	1765
7.7376	0	1765
	197	

1244 Samples
0 blanks
0 Other Samples
1235 Samples
1039 <
11 no results
197 CrVI positive samples

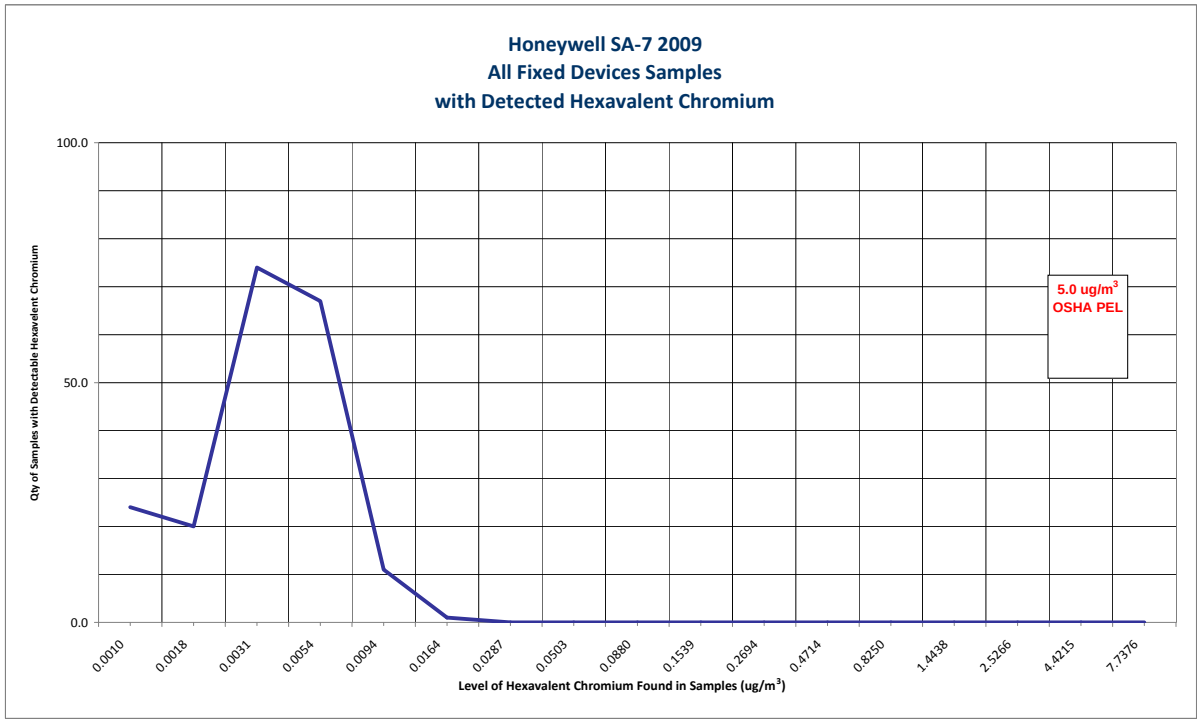

Honeywell SA-7 2009 Statistics for Fixed Devices	
Metric	**Perimeter Air Sampling Results for Detectable CrVI (µg/m3)**
Number of Samples	**1244**
Number of Blank Filters	**0**
Number of other filters	**(11)**
# of FD Samples	**1233**
# of FD Below Detectable Limits	1036
# of Detectable Samples	**197**
Percent Detectable	**16%**
Minimum Detectable Value	**0.0006**
10th Percentile	0.0010
20th Percentile	0.0016
30th Percentile	0.0023
Mean Detectable Value	**0.0030**
Median Detectable Value	**0.0029**
70th Percentile	0.0036
80th Percentile	0.0043
90th Percentile	0.0047
95th Percentile	0.0057
Maximum Detectable Value	**0.0160**
OSHA PEL	**5.0**

Sample Identification											Results							
Location ID		Start Time	End Time	Field Sample ID	Sample Date	Sample Time	Filter #	Sampling Time (min)	Average Flow Rate (ml/min)	Total Volume (L)	Hexavalent Chromium (ug)		(ug/m3)	Total Particulate (ug)		(ug/m3)	% Cr6	Laboratory Work Order # (LWO#)
1	FD-11	6:35	6:34	FD11010209	1/2/2009	6:35	124 TA	4319	3147	13590	<	0.010	0.00074		260	19	0.004	
2	FD-10	6:32	6:31	FD10010209	1/2/2009	6:32	123 TA	4319	3149	13599	<	0.010	0.00074		240	18	0.004	2009010113 Receipt 1/6/09 Cr6 Anal 1/9/09 Part Anal 1/8/09
3	FD-9	6:28	6:26	FD9010209	1/2/2009	6:28	122 TA	4318	2748	11866		0.010	0.00087		300	25	0.003	
4	FD-8	6:40	6:39	FD8010209	1/2/2009	6:40	121 TA	4319	3162	13655	<	0.010	0.00074		220	16	0.005	
5	FD-6	6:23	6:20	FD6010209	1/2/2009	6:23	120 TA	4317	2938	12682		0.016	0.0013		240	19	0.007	
6	FD-4	6:18	6:15	FD4010209	1/2/2009	6:18	119 TA	4317	3173	13698	<	0.010	0.00074		200	14	0.005	
7	FD-1	6:21	6:19	FD1010209	1/2/2009	6:21	118 TA	4318	2792	12054	<	0.010	0.00084		190	16	0.005	
8	FD-11	6:34	6:30	FD11010509	1/5/2009	6:34	82TA	1436	3108	4463	<	0.010	0.0023		120	28	0.008	
9	FD-10	6:31	6:27	FD10010509	1/5/2009	6:31	81TA	1436	3092	4440	<	0.010	0.0023		120	26	0.008	
10	FD-9	6:26	6:22	FD9010509	1/5/2009	6:26	80TA	1436	2774	3983	<	0.010	0.0025		140	35	0.007	
11	FD-8	6:39	6:35	FD8010509	1/5/2009	6:39	79TA	1436	3145	4517	<	0.010	0.0022		100	23	0.010	
12	FD-6	6:20	6:16	FD6010509	1/5/2009	6:20	78TA	1436	2938	4219	<	0.010	0.0024		130	31	0.008	
13	FD-4	6:15	6:10	FD4010509	1/5/2009	6:15	77TA	1435	3141	4508	<	0.010	0.0022		110	25	0.009	
14	FD-1	6:19	6:14	FD1010509	1/5/2009	6:19	76TA	1435	2784	3994	<	0.010	0.0025	<	100	25	0.010	
15	FD-11	6:30	5:36	FD11010609	1/6/2009	6:30	83TA	1386	3106	4305	<	0.010	0.0023		100	24	0.010	
16	FD-10	6:27	5:40	FD10010609	1/6/2009	6:27	84TA	1393	3040	4234	<	0.010	0.0024	<	100	24	0.010	
17	FD-9	6:22	5:51	FD9010609	1/6/2009	6:22	85TA	1409	2804	3951	<	0.010	0.0025	<	100	25	0.010	2009010247 Receipt 1/9/09 Cr6 Anal 1/15/09 Part Anal 1/12/09
18	FD-8	6:35	5:45	FD8010609	1/6/2009	6:35	86TA	1390	3124	4342	<	0.010	0.0023		110	25	0.009	
19	FD-6	6:16	5:59	FD6010609	1/6/2009	6:16	87TA	1423	2951	4200	<	0.010	0.0024		170	40	0.006	
20	FD-4	6:10	6:12	FD4010609	1/6/2009	6:10	88TA	1442	3106	4478	<	0.010	0.0022		120	26	0.008	
21	FD-1	6:14	6:00	FD1010609	1/6/2009	6:14	89TA	1426	2770	3950	<	0.010	0.0025		120	31	0.008	
22	FD-11	5:36	5:39	FD11010709	1/7/2009	5:36	96 TA	1443	3126	4511	<	0.010	0.0022	<	100	22	0.010	
23	FD-10	5:40	5:43	FD10010709	1/7/2009	5:40	97 TA	1443	3050	4402	<	0.010	0.0023	<	100	23	0.010	
24	FD-9	5:51	5:48	FD9010709	1/7/2009	5:51	98 TA	1437	2797	4019	<	0.010	0.0025	<	100	25	0.010	
25	FD-8	5:45	5:54	FD8010709	1/7/2009	5:45	99 TA	1449	3121	4522	<	0.010	0.0022	<	100	22	0.010	
26	FD-6	5:59	6:15	FD6010709	1/7/2009	5:59	100 TA	1456	2952	4298	<	0.010	0.0023	<	100	23	0.010	
27	FD-4	6:12	6:12	FD4010709	1/7/2009	6:12	51 TA	1440	3104	4470	<	0.010	0.0023	<	100	22	0.010	
28	FD-1	6:00	6:00	FD1010709	1/7/2009	6:00	52 TA	1440	2766	3983	<	0.010	0.0025	<	100	25	0.010	
29	FD-11	5:39	5:33	FD11010809	1/8/2009	5:39	53TA	1434	3100	4446	<	0.010	0.0023		140	31	0.007	
30	FD-10	5:43	5:37	FD10010809	1/8/2009	5:43	54TA	1434	3132	4491	<	0.010	0.0022	<	100	22	0.010	
31	FD-9	5:48	5:44	FD9010809	1/8/2009	5:48	55TA	1436	2806	4029	<	0.010	0.0025	<	100	25	0.010	
32	FD-8	5:54	5:41	FD8010809	1/8/2009	5:54	56TA	1427	3154	4501	<	0.010	0.0022		100	23	0.010	
33	FD-6	6:15	6:04	FD6010809	1/8/2009	6:15	57TA	1429	2997	4283	<	0.010	0.0024	<	100	23	0.010	
34	FD-4	6:12	6:11	FD4010809	1/8/2009	6:12	58TA	1439	3075	4425	<	0.010	0.0023	<	100	23	0.010	2009010344 Receipt 1/13/09 Cr6 Anal 1/15/09 Part Anal 1/14/09
35	FD-1	6:00	6:05	FD1010809	1/8/2009	6:00	59TA	1445	2774	4009	<	0.010	0.0025	<	100	25	0.010	
36	FD-11	5:33	5:32	FD11010909	1/9/2009	5:33	69TA	4319	3072	13269	<	0.010	0.00076		300	23	0.003	
37	FD-10	5:37	5:37	FD10010909	1/9/2009	5:37	70TA	4320	3216	13892	<	0.010	0.00072		260	19	0.004	
38	FD-9	5:44	5:47	FD9010909	1/9/2009	5:44	71TA	4323	2817	12177	<	0.010	0.00083		210	17	0.005	
39	FD-8	5:41	5:42	FD8010909	1/9/2009	5:41	72TA	4321	3175	13720	<	0.010	0.00073		200	15	0.005	
40	FD-6	6:04	6:08	FD6010909	1/9/2009	6:04	73TA	4324	3043	13156	<	0.010	0.00077		300	23	0.003	
41	FD-4	6:11	6:14	FD4010909	1/9/2009	6:11	74TA	4323	3045	13163	<	0.010	0.00077		200	15	0.005	
42	FD-1	6:05	6:09	FD1010909	1/9/2009	6:05	75TA	4324	2803	12119	<	0.010	0.00083		200	16	0.005	
43	FD-11	5:32	5:30	FD11011209	1/12/2009	5:32	251TA	1438	3068	4412	<	0.010	0.0023		120	27	0.008	
44	FD-10	5:37	5:35	FD10011209	1/12/2009	5:37	252TA	1438	3155	4537	<	0.010	0.0022		140	30	0.007	
45	FD-9	5:47	5:41	FD9011209	1/12/2009	5:47	253TA	1434	2834	4064	<	0.010	0.0025		190	47	0.005	
46	FD-8	5:42	5:52	FD8011209	1/12/2009	5:42	254TA	1450	3140	4553	<	0.010	0.0022		130	29	0.008	
47	FD-6	6:08	6:07	FD6011209	1/12/2009	6:08	255TA	1439	2998	4313	<	0.010	0.0023		150	35	0.007	

Sample Identification											Results							
Location ID		Start Time	End Time	Field Sample ID	Sample Date	Sample Time	Filter #	Sampling Time (min)	Average Flow Rate (ml/min)	Total Volume (L)	Hexavalent Chromium (ug)		(ug/m3)	Total Particulate (ug)		(ug/m3)	% Cr6	Laboratory Work Order # (LWO#)
48	FD-4	6:14	6:15	FD4011209	1/12/2009	6:14	256TA	1441	3130	4511	<	0.010	0.0022		100	23	0.010	2009010557 Receipt 1/19/09 Cr6 Anal 1/20/09 Part Anal 1/20/09
49	FD-1	6:09	6:08	FD1011209	1/12/2009	6:09	257TA	1439	2822	4061	<	0.010	0.0025		130	31	0.008	
50	FD-11	5:30	5:32	FD11011309	1/13/2009	5:30	258TA	1442	3067	4422	<	0.010	0.0023		130	30	0.008	
51	FD-10	5:35	5:36	FD10011309	1/13/2009	5:35	259TA	1441	3092	4455	<	0.010	0.0023		160	36	0.006	
52	FD-9	5:41	5:48	FD9011309	1/13/2009	5:41	260TA	1447	2859	4137	<	0.010	0.0024		120	29	0.008	
53	FD-8	5:52	5:41	FD8011309	1/13/2009	5:52	261TA	1429	3122	4461	<	0.010	0.0023		110	24	0.009	
54	FD-6	6:07	6:07	FD6011309	1/13/2009	6:07	262TA	1440	2948	4244	<	0.010	0.0024		190	45	0.005	
55	FD-4	6:15	6:15	FD4011309	1/13/2009	6:15	263TA	1440	3188	4590	<	0.010	0.0022		120	25	0.008	
56	FD-1	6:08	6:10	FD1011309	1/13/2009	6:08	264TA	1442	2828	4078	<	0.010	0.0025		190	46	0.005	
57	FD-11	5:32	5:35	FD11011409	1/14/2009	5:32	273TA	1443	3067	4426	<	0.010	0.0023		130	30	0.008	
58	FD-10	5:36	5:40	FD10011409	1/14/2009	5:36	274TA	1444	3092	4464	<	0.010	0.0023		130	28	0.008	
59	FD-9	5:48	5:50	FD9011409	1/14/2009	5:48	275TA	1442	2868	4136	<	0.010	0.0024	<	100	24	0.010	
60	FD-8	5:41	5:53	FD8011409	1/14/2009	5:41	226TA	1452	3125	4537	<	0.010	0.0022		100	22	0.010	
61	FD-6	6:07	6:10	FD6011409	1/14/2009	6:07	227TA	1443	2942	4246	<	0.010	0.0024		170	39	0.006	
62	FD-4	6:15	6:17	FD4011409	1/14/2009	6:15	228TA	1442	3159	4555	<	0.010	0.0022		110	23	0.009	
63	FD-1	6:10	6:11	FD1011409	1/14/2009	6:10	229TA	1441	2834	4084	<	0.010	0.0025		130	31	0.008	
64	FD-11	5:35	5:39	FD11011509	1/15/2009	5:35	230TA	1444	3086	4456	<	0.010	0.0023	<	100	22	0.010	2009010657 Receipt 1/21/09 Cr6 Anal 1/23/09 Part Anal 1/22/09
65	FD-10	5:40	5:44	FD10011509	1/15/2009	5:40	231TA	1444	3186	4601	<	0.010	0.0022	<	100	22	0.010	
66	FD-9	5:50	5:52	FD9011509	1/15/2009	5:50	232TA	1442	2835	4088	<	0.010	0.0025		120	30	0.008	
67	FD-8	5:53	6:01	FD8011509	1/15/2009	5:53	233TA	1448	3209	4646	<	0.010	0.0022	<	100	22	0.010	
68	FD-6	6:10	6:10	FD6011509	1/15/2009	6:10	234TA	1440	2946	4242	<	0.010	0.0024	<	100	24	0.010	
69	FD-4	6:17	6:16	FD4011509	1/15/2009	6:17	235TA	1439	3145	4526	<	0.010	0.0022	<	100	22	0.010	
70	FD-1	6:11	6:11	FD1011509	1/15/2009	6:11	236TA	1440	2833	4079	<	0.010	0.0025	<	100	25	0.010	
71	FD-11	5:39	5:36	FD11011609	1/16/2009	5:39	245TA	4317	3107	13413	<	0.010	0.00075		420	31	0.002	
72	FD-10	5:44	5:41	FD10011609	1/16/2009	5:44	246TA	4317	3205	13835		0.011	0.00082		380	27	0.003	
73	FD-9	5:52	5:50	FD9011609	1/16/2009	5:52	247TA	4318	2805	12114	<	0.010	0.00083		150	12	0.007	
74	FD-8	6:01	5:46	FD8011609	1/16/2009	6:01	248TA	4305	3283	14132	<	0.010	0.00071		250	18	0.004	
75	FD-6	6:10	6:04	FD6011609	1/16/2009	6:10	249TA	4314	2945	12705	<	0.010	0.00079		200	16	0.005	
76	FD-4	6:16	6:09	FD4011609	1/16/2009	6:16	250TA	4313	3123	13469	<	0.010	0.00075		200	15	0.005	
77	FD-1	6:11	6:05	FD1011609	1/16/2009	6:11	201TA	4314	2818	12158	<	0.010	0.00083		180	15	0.006	
78	FD-11	5:36	5:43	FD11011909	1/19/2009	5:36	202TA	1447	3115	4507	<	0.010	0.0022		130	29	0.008	2009010761 Receipt 1/23/09 Cr6 Anal 1/28/09 Part Anal 1/26/09
79	FD-10	5:41	5:48	FD10011909	1/19/2009	5:41	203TA	1447	3206	4640		0.012	0.0026		140	31	0.009	
80	FD-9	5:50	5:58	FD9011909	1/19/2009	5:50	204TA	1448	2821	4085	<	0.010	0.0025		190	47	0.005	
81	FD-8	5:46	5:53	FD8011909	1/19/2009	5:46	205TA	1447	3275	4739		0.011	0.0024		130	27	0.008	
82	FD-6	6:04	6:10	FD6011909	1/19/2009	6:04	206TA	1446	2903	4198	<	0.010	0.0024		130	32	0.008	
83	FD-4	6:09	6:18	FD4011909	1/19/2009	6:09	207TA	1449	3052	4422		0.011	0.0025		130	29	0.008	
84	FD-1	6:05	6:14	FD1011909	1/19/2009	6:05	208TA	1449	2755	3992	<	0.010	0.0025		140	34	0.007	
85	FD-11	5:43	5:38	FD11012009	1/20/2009	5:43	209TA	1435	3122	4479	<	0.010	0.0023	<	100	22	0.010	
86	FD-10	5:48	5:43	FD10012009	1/20/2009	5:48	210TA	1435	3233	4639	<	0.010	0.0022	<	100	22	0.010	
87	FD-9	5:58	5:54	FD9012009	1/20/2009	5:58	211TA	1436	2833	4069	<	0.010	0.0025		150	37	0.007	
88	FD-8	5:53	5:49	FD8012009	1/20/2009	5:53	212TA	1436	3265	4689	<	0.010	0.0021	<	100	21	0.010	
89	FD-6	6:10	6:08	FD6012009	1/20/2009	6:10	213TA	1438	2868	4124	<	0.010	0.0024	<	100	24	0.010	
90	FD-4	6:18	6:14	FD4012009	1/20/2009	6:18	214TA	1436	2987	4289		0.010	0.0024	<	100	23	0.010	
91	FD-1	6:14	6:09	FD1012009	1/20/2009	6:14	215TA	1435	2718	3901	<	0.010	0.0026	<	100	26	0.010	
92	FD-11	5:38	6:29	FD11012109	1/21/2009	5:38	976TA	1491	3126	4661		0.019	0.004		160	35	0.012	
93	FD-10	5:43	6:23	FD10012109	1/21/2009	5:43	977TA	1480	3192	4724		0.013	0.0028		100	21	0.013	
94	FD-9	5:54	6:18	FD9012109	1/21/2009	5:54	978TA	1464	2797	4095		0.019	0.0046	<	100	24	0.019	

Sample Identification											Results							
Location ID		Start Time	End Time	Field Sample ID	Sample Date	Sample Time	Filter #	Sampling Time (min)	Average Flow Rate (ml/min)	Total Volume (L)	Hexavalent Chromium (ug)		(ug/m3)	Total Particulate (ug)		(ug/m3)	% Cr6	Laboratory Work Order # (LWO#)
95	FD-8	5:49	6:32	FD8012109	1/21/2009	5:49	979TA	1483	3250	4819		0.013	0.0027	<	100	21	0.013	
96	FD-6	6:08	6:08	FD6012109	1/21/2009	6:08	980TA	1440	2898	4173		0.018	0.0044	<	100	24	0.018	
97	FD-4	6:14	5:59	FD4012109	1/21/2009	6:14	981TA	1425	3063	4364		0.013	0.0029	<	100	23	0.013	
98	FD-1	6:09	6:06	FD1012109	1/21/2009	6:09	982TA	1437	2750	3951		0.016	0.0041	<	100	25	0.016	
99	FD-11	**Sample Voided by Lab - material found on backup pad**																
100	FD-10	6:23	6:36	FD10012209	1/22/2009	6:23	991TA	1453	3204	4655	<	0.010	0.0022		250	54	0.004	
101	FD-9	6:18	6:31	FD9012209	1/22/2009	6:18	992TA	1453	2774	4031		0.019	0.0047		260	65	0.007	
102	FD-8	6:32	6:45	FD8012209	1/22/2009	6:32	993TA	1453	3193	4640		0.020	0.0042		230	50	0.009	
103	FD-6	6:08	6:27	FD6012209	1/22/2009	6:08	994TA	1459	2901	4233		0.010	0.0024		300	71	0.003	
104	FD-4	5:59	6:47	FD4012209	1/22/2009	5:59	995TA	1488	3085	4591	<	0.010	0.0022		230	49	0.004	2009010885
105	FD-1	6:06	6:25	FD1012209	1/22/2009	6:06	996TA	1459	2738	3994		0.012	0.0031		260	66	0.005	Receipt 1/27/09
106	FD-11	6:40	5:32	FD11012309	1/23/2009	6:40	851TA	4252	3047	12954	<	0.010	0.00078		430	33	0.002	Cr6 Anal 1/30/09
107	FD-10	6:36	5:36	FD10012309	1/23/2009	6:36	852TA	4260	3176	13531	<	0.010	0.00075		390	29	0.003	Part Anal 1/29/09
108	FD-9	6:31	5:46	FD9012309	1/23/2009	6:31	853TA	4275	2822	12065	<	0.010	0.00084		430	36	0.002	
109	FD-8	6:45	5:41	FD8012309	1/23/2009	6:45	854TA	4256	3123	13293	<	0.010	0.00076		330	25	0.003	
110	FD-6	6:27	5:59	FD6012309	1/23/2009	6:27	855TA	4292	2897	12435		0.010	0.00083		400	32	0.003	
111	FD-4	6:47	6:07	FD4012309	1/23/2009	6:47	856TA	4280	3016	12910		0.013	0.0010		300	23	0.004	
112	FD-1	6:25	6:01	FD1012309	1/23/2009	6:25	857TA	4296	2734	11743		0.029	0.0025		420	36	0.007	
113	FD-11	5:32	5:35	FD11012609	1/26/2009	5:32	983TA	1443	3011	4345	<	0.010	0.0023		160	38	0.006	
114	FD-10	5:36	5:40	FD10012609	1/26/2009	5:36	984TA	1444	3147	4545	<	0.010	0.0022		110	25	0.009	
115	FD-9	5:46	5:52	FD9012609	1/26/2009	5:46	985TA	1446	2857	4131	<	0.010	0.0024		160	38	0.006	
116	FD-8	5:41	5:45	FD8012609	1/26/2009	5:41	986TA	1444	3106	4485		0.013	0.0030		110	24	0.012	
117	FD-6	5:59	6:01	FD6012609	1/26/2009	5:59	987TA	1442	2918	4207	<	0.010	0.0024		160	37	0.006	
118	FD-4	6:07	6:07	FD4012609	1/26/2009	6:07	988TA	1440	3004	4326		0.016	0.0036		120	27	0.013	
119	FD-1	6:01	6:02	FD1012609	1/26/2009	6:01	989TA	1441	2758	3975		0.011	0.0027		110	27	0.010	
120	FD-11	**Pump Failure - Sample Discarded**																
121	FD-10	5:40	6:34	FD10012709	1/27/2009	5:40	859TA	1494	3151	4707	<	0.010	0.0021		220	46	0.005	2009020003
122	FD-9	5:52	6:27	FD9012709	1/27/2009	5:52	860TA	1475	2798	4127	<	0.010	0.0024		190	45	0.005	Receipt 2/2/09 Cr6
123	FD-8	5:45	6:43	FD8012709	1/27/2009	5:45	896TA	1498	3133	4693	<	0.010	0.0021		150	32	0.007	Anal 2/4/09 Part
124	FD-6	6:01	6:20	FD6012709	1/27/2009	6:01	897TA	1459	2903	4235	<	0.010	0.0024		540	130	0.002	Anal 2/2/09
125	FD-4	6:07	6:14	FD4012709	1/27/2009	6:07	898TA	1447	3066	4437	<	0.010	0.0023		120	27	0.008	
126	FD-1	6:02	6:18	FD1012709	1/27/2009	6:02	899TA	1456	2734	3981	<	0.010	0.0025		160	41	0.006	
127	FD-11	6:37	5:33	FD11012809	1/28/2009	6:37	876TA	1376	3054	4203	<	0.010	0.0024	<	100	24	0.010	
128	FD-10	6:34	5:37	FD10012809	1/28/2009	6:34	877TA	1383	3132	4332	<	0.010	0.0023	<	100	23	0.010	
129	FD-9	6:27	5:41	FD9012809	1/28/2009	6:27	878TA	1394	2740	3819	<	0.010	0.0026	<	100	26	0.010	
130	FD-8	6:43	5:48	FD8012809	1/28/2009	6:43	879TA	1385	3130	4336	<	0.010	0.0023	<	100	23	0.010	
131	FD-6	6:20	6:01	FD6012809	1/28/2009	6:20	880TA	1421	2878	4090	<	0.010	0.0025	<	100	24	0.010	
132	FD-4	6:14	6:08	FD4012809	1/28/2009	6:14	881TA	1434	3088	4429	<	0.010	0.0023	<	100	23	0.010	
133	FD-1	6:18	6:02	FD1012809	1/28/2009	6:18	882TA	1424	2659	3786	<	0.010	0.0027	<	100	26	0.010	
134	FD-11	5:33	5:33	FD11012909	1/29/2009	5:33	883TA	1440	3045	4385	<	0.010	0.0023		150	34	0.007	
135	FD-10	5:37	5:38	FD10012909	1/29/2009	5:37	884TA	1441	3168	4564	<	0.010	0.0022		130	28	0.008	
136	FD-9	5:41	5:43	FD9012909	1/29/2009	5:41	885TA	1442	2798	4035	<	0.010	0.0025		210	51	0.005	
137	FD-8	5:48	5:52	FD8012909	1/29/2009	5:48	886TA	1444	3143	4539	<	0.010	0.0022		120	27	0.008	
138	FD-6	6:01	6:01	FD6012909	1/29/2009	6:01	887TA	1440	2875	4140	<	0.010	0.0024		140	35	0.007	
139	FD-4	6:08	6:10	FD4012909	1/29/2009	6:08	1051TA	1442	3063	4416	<	0.010	0.0023		120	26	0.008	2009020056
140	FD-1	6:02	6:02	FD1012909	1/29/2009	6:02	1052TA	1440	2638	3798	<	0.010	0.0027		120	31	0.008	Receipt 2/3/09 Cr6
141	FD-11	5:33	5:14	FD11013009	1/30/2009	5:33	1061TA	4301	3089	13285		0.015	0.0011		420	32	0.004	Anal 2/6/09 Part

Sample Identification											Results							
Location ID		Start Time	End Time	Field Sample ID	Sample Date	Sample Time	Filter #	Sampling Time (min)	Average Flow Rate (ml/min)	Total Volume (L)	Hexavalent Chromium (ug)		(ug/m3)	Total Particulate (ug)		(ug/m3)	% Cr6	Laboratory Work Order # (LWO#)
142	FD-10	5:38	5:23	FD10013009	1/30/2009	5:38	1062TA	4305	3221	13866		0.014	0.0010		390	28	0.004	Anal 2/4/09
143	FD-9	5:43	5:33	FD9013009	1/30/2009	5:43	1063TA	4310	2860	12328	<	0.010	0.00082		460	37	0.002	
144	FD-8	5:52	5:45	FD8013009	1/30/2009	5:52	1064TA	4313	3179	13710	<	0.014	0.0010		400	29	0.004	
145	FD-6	6:01	5:55	FD6013009	1/30/2009	6:01	1067TA	4314	2861	12344	<	0.010	0.00082		420	34	0.002	
146	FD-4	6:10	6:13	FD4013009	1/30/2009	6:10	1068TA	4323	3067	13259	<	0.010	0.00076		380	29	0.003	
147	FD-1	6:02	6:01	FD1013009	1/30/2009	6:02	1069TA	4319	2672	11542	<	0.010	0.00087		400	35	0.003	
148	FD-11	5:14	5:30	FD11020209	2/2/2009	5:14	1070 TA	1456	3075	4477	<	0.010	0.0022		170	38	0.006	
149	FD-10	5:23	5:35	FD10020209	2/2/2009	5:23	1071 TA	1452	3214	4667	<	0.010	0.0022		200	42	0.005	
150	FD-9	5:33	5:48	FD9020209	2/2/2009	5:33	1072 TA	1455	2885	4197	<	0.010	0.0024		260	62	0.004	
151	FD-8	5:45	5:41	FD8020209	2/2/2009	5:45	1073 TA	1436	3191	4583	<	0.010	0.0022		230	51	0.004	
152	FD-6	5:55	6:11	FD6020209	2/2/2009	5:55	1080 TA	1456	2896	4217	<	0.010	0.0024		190	46	0.005	
153	FD-4	6:13	6:20	FD4020209	2/2/2009	6:13	1081 TA	1447	3068	4439		0.014	0.0031		180	42	0.008	
154	FD-1	6:01	6:12	FD1020209	2/2/2009	6:01	1082 TA	1451	2711	3933		0.012	0.0030		180	45	0.007	
155	FD-11	5:30	5:36	FD11020309	2/3/2009	5:30	1028 TA	1446	3074	4445	<	0.010	0.0023	<	100	22	0.010	
156	FD-10	5:35	5:41	FD10020309	2/3/2009	5:35	1029 TA	1446	3211	4644	<	0.010	0.0022		100	22	0.010	2009020189 Receipt 2/6/09 Cr6 Anal 2/10/09 Part Anal 2/9/09
157	FD-9	5:48	5:52	FD9020309	2/3/2009	5:48	1030 TA	1444	2906	4197	<	0.010	0.0024		130	32	0.008	
158	FD-8	5:41	5:45	FD8020309	2/3/2009	5:41	1031 TA	1444	3211	4636	<	0.010	0.0022		100	22	0.010	
159	FD-6	6:11	6:09	FD6020309	2/3/2009	6:11	1032 TA	1438	2952	4245		0.013	0.0030		100	24	0.013	
160	FD-4	6:20	6:16	FD4020309	2/3/2009	6:20	1033 TA	1436	3078	4420	<	0.010	0.0023	<	100	23	0.010	
161	FD-1	6:12	6:10	FD1020309	2/3/2009	6:12	1034 TA	1438	2745	3947	<	0.010	0.0026	<	100	25	0.010	
162	FD-11	5:36	5:35	FD11020409	2/4/2009	5:36	1043 TA	1439	3072	4421	<	0.010	0.0023	<	100	23	0.010	
163	FD-10	5:41	5:39	FD10020409	2/4/2009	5:41	1044 TA	1438	3202	4605	<	0.010	0.0022	<	100	22	0.010	
164	FD-9	5:52	5:47	FD9020409	2/4/2009	5:52	1045 TA	1435	2782	3992	<	0.010	0.0025		210	52	0.005	
165	FD-8	5:45	5:43	FD8020409	2/4/2009	5:45	1046 TA	1438	3154	4536	<	0.010	0.0022	<	100	22	0.010	
166	FD-6	6:09	6:03	FD6020409	2/4/2009	6:09	1047 TA	1434	2982	4276	<	0.010	0.0024	<	100	23	0.010	
167	FD-4	6:16	6:13	FD4020409	2/4/2009	6:16	1048 TA	1437	3140	4513	<	0.010	0.0022	<	100	22	0.010	
168	FD-1	6:10	7:50	FD1020409	2/4/2009	6:10	1049 TA	1540	2694	4149	<	0.010	0.0024	<	100	24	0.010	
169	FD-11	8:37	5:35	FD11020609	2/6/2009	8:37	1001TA	4138	3072	12713	<	0.010	0.00079		650	51	0.002	
170	FD-10	6:16	5:45	FD10020609	2/6/2009	6:16	1002TA	4289	3112	13346	<	0.010	0.00075		620	46	0.002	2009020245 Receipt 2/10/09 Cr6 Anal 2/13/09 Part Anal 2/11/09
171	FD-9	6:10	5:50	FD9020609	2/6/2009	6:10	1003TA	4300	2713	11666	<	0.010	0.00086		990	85	0.001	
172	FD-8	6:40	5:55	FD8020609	2/6/2009	6:40	1004TA	4275	3064	13099	<	0.010	0.0011		600	45	0.002	
173	FD-6	6:33	6:30	FD6020609	2/6/2009	6:33	1005TA	4317	2920	12606		0.014	0.00080		800	63	0.002	
174	FD-4	6:50	6:45	FD4020609	2/6/2009	6:50	1006TA	4315	3119	13460	<	0.010	0.00075		560	42	0.002	
175	FD-1	6:30	6:35	FD1020609	2/6/2009	6:30	1007TA	4325	2869	12407	<	0.010	0.00081		450	36	0.002	
176	FD-11	5:35	9:20	FD11020909	2/9/2009	5:35	1016TA	1665	3100	5162		0.012	0.0023		210	40	0.006	
177	FD-10	5:45	9:15	FD10020909	2/9/2009	5:45	1017TA	1650	3065	5057	<	0.010	0.0020		170	34	0.006	
178	FD-9	5:50	9:10	FD9020909	2/9/2009	5:50	1018TA	1640	2931	4807	<	0.010	0.0021		250	53	0.004	
179	FD-8	5:55	6:15	FD8020909	2/9/2009	5:55	1019TA	1460	3056	4462	<	0.010	0.0023		230	51	0.004	
180	FD-6	6:30	6:25	FD6020909	2/9/2009	6:30	1020TA	1435	2892	4150		0.010	0.0025		210	50	0.005	
181	FD-4	6:45	6:45	FD4020909	2/9/2009	6:45	1021TA	1440	3085	4442	<	0.010	0.0023		160	35	0.006	
182	FD-1	6:35	6:30	FD1020909	2/9/2009	6:35	1022TA	1435	3195	4585	<	0.010	0.0022		220	47	0.005	
183	FD-11	9:20	5:40	FD11021009	2/10/2009	9:20	2916TA	1220	3107	3791	<	0.010	0.0027		260	68	0.004	
184	FD-10	9:15	5:55	FD10021009	2/10/2009	9:15	2917TA	1240	3080	3819	<	0.010	0.0026		270	70	0.004	
185	FD-9	9:10	5:50	FD9021009	2/10/2009	9:10	2918TA	1240	3063	3797	<	0.010	0.0027		280	75	0.004	2009020440 Receipt 2/13/09 Cr6 Anal 2/17/09 Part Anal 2/16/09
186	FD-8	6:15	6:00	FD8021009	2/10/2009	6:15	2919TA	1425	3075	4382	<	0.010	0.0023		240	55	0.004	
187	FD-6	6:25	6:35	FD6021009	2/10/2009	6:25	2920TA	1450	2933	4253	<	0.010	0.0024		330	78	0.003	

Sample Identification											Results							
Location ID		Start Time	End Time	Field Sample ID	Sample Date	Sample Time	Filter #	Sampling Time (min)	Average Flow Rate (ml/min)	Total Volume (L)	Hexavalent Chromium (ug)		(ug/m3)	Total Particulate (ug)		(ug/m3)	% Cr6	Laboratory Work Order # (LWO#)
188	FD-4	6:45	6:50	FD4021009	2/10/2009	6:45	2921TA	1445	3110	4493	<	0.010	0.0022		230	51	0.004	Part Anal 2/19/09
189	FD-1	6:30	6:40	FD1021009	2/10/2009	6:30	2922TA	1450	3142	4555	<	0.010	0.0022		370	81	0.003	
190	FD-11	5:40	9:00	FD11021109	2/11/2009	5:40	2924TA	1640	3070	5035	<	0.010	0.0020		240	49	0.004	
191	FD-10	5:55	8:55	FD10021109	2/11/2009	5:55	2925TA	1620	3059	4955	<	0.010	0.0020		260	53	0.004	
192	FD-9	5:50	8:50	FD9021109	2/11/2009	5:50	2926TA	1620	3016	4886	<	0.010	0.0021		280	57	0.004	
193	FD-8	6:00	6:20	FD8021109	2/11/2009	6:00	2927TA	1460	3053	4457	<	0.010	0.0023		250	56	0.004	
194	FD-6	6:35	6:35	FD6021109	2/11/2009	6:35	2928TA	1440	2905	4184	<	0.010	0.0024		310	73	0.003	
195	FD-4	6:50	6:45	FD4021109	2/11/2009	6:50	2929TA	1435	3080	4419	<	0.010	0.0023		230	51	0.004	
196	FD-1	6:40	6:40	FD1021109	2/11/2009	6:40	2930TA	1440	3080	4435	<	0.010	0.0023		260	59	0.004	
197	FD-11	9:00	7:41	FD11021209	2/12/2009	9:00	2931TA	1361	2924	3980	<	0.010	0.0025	<	100	25	0.010	
198	FD-10	8:55	7:34	FD10021209	2/12/2009	8:55	2932TA	1359	3050	4145	<	0.010	0.0024	<	100	24	0.010	
199	FD-9	8:50	7:30	FD9021209	2/12/2009	8:50	2933TA	1360	3012	4097	<	0.010	0.0025	<	100	24	0.010	
200	FD-8	6:20	7:23	FD8021209	2/12/2009	6:20	2934TA	1503	3019	4537	<	0.010	0.0022	<	100	22	0.010	
201	FD-6	6:35	7:48	FD6021209	2/12/2009	6:35	2935TA	1513	2926	4426	<	0.010	0.0023	<	100	23	0.010	
202	FD-4	6:45	7:59	FD4021209	2/12/2009	6:45	2936TA	1514	3083	4668	<	0.010	0.0022	<	100	21	0.010	2009020560
203	FD-1	6:40	7:45	FD1021209	2/12/2009	6:40	2937TA	1505	3160	4756	<	0.010	0.0021	<	100	21	0.010	Receipt 2/18/09
204	FD-11	7:41	7:52	FD11021309	2/13/2009	7:41	2896TA	5771	2817	16255	<	0.010	0.00062		130	8	0.008	Cr6 Anal 2/23/09
205	FD-10	7:34	7:47	FD10021309	2/13/2009	7:34	2897TA	5773	3020	17435	<	0.010	0.00058		150	9	0.007	Part Anal 2/19/09
206	FD-9	7:30	7:43	FD9021309	2/13/2009	7:30	2898TA	5773	3023	17453	<	0.010	0.00058		170	10	0.006	
207	FD-8	7:23	5:40	FD8021309	2/13/2009	7:23	2899TA	5657	3028	17127		0.026	0.0015		130	8	0.020	
208	FD-6	7:48	5:55	FD6021309	2/13/2009	7:48	2900TA	5647	2927	16531		0.011	0.00067		190	12	0.006	
209	FD-4	7:59	6:15	FD4021309	2/13/2009	7:59	2901TA	5656	3145	17787		0.011	0.00061	<	100	6	0.011	
210	FD-1	7:45	6:00	FD1021309	2/13/2009	7:45	2902TA	5655	3178	17974	<	0.010	0.00056	<	100	6	0.010	
211	FD-11	7:52	6:35	FD11021709	2/17/2009	7:52	2903TA	1363	2875	3919	<	0.010	0.0026		110	28	0.009	
212	FD-10	7:47	6:32	FD10021709	2/17/2009	7:47	2904TA	1365	3033	4140	<	0.010	0.0024		130	32	0.008	
213	FD-9	7:43	6:28	FD9021709	2/17/2009	7:43	2905TA	1365	3098	4228	<	0.010	0.0024		110	26	0.009	
214	FD-8	5:40	6:41	FD8021709	2/17/2009	5:40	2906TA	1501	3090	4638	<	0.010	0.0022	<	100	22	0.010	
215	FD-6	5:55	6:24	FD6021709	2/17/2009	5:55	2907TA	1469	2899	4259	<	0.010	0.0024		170	39	0.006	
216	FD-4	6:15	6:18	FD4021709	2/17/2009	6:15	2908TA	1443	3200	4618	<	0.010	0.0022	<	100	22	0.010	2009020673
217	FD-1	6:00	6:22	FD1021709	2/17/2009	6:00	2909TA	1462	3258	4764	<	0.010	0.0021		210	44	0.005	Receipt 2/20/09
218	FD-11	6:35	5:40	FD11021809	2/18/2009	6:35	2875TA	1385	2879	3987	<	0.010	0.0025		110	28	0.009	Cr6 Anal 2/25/09
219	FD-10	6:32	5:45	FD10021809	2/18/2009	6:32	2876TA	1393	3023	4211	<	0.010	0.0024	<	100	24	0.010	Part Anal 2/23/09
220	FD-9	6:28	5:55	FD9021809	2/18/2009	6:28	2877TA	1407	3096	4355	<	0.010	0.0023		110	26	0.009	
221	FD-8	6:41	6:05	FD8021809	2/18/2009	6:41	2878TA	1404	3062	4299	<	0.010	0.0023		100	24	0.010	
222	FD-6	6:24	6:30	FD6021809	2/18/2009	6:24	2879TA	1446	2863	4140	<	0.010	0.0024		120	29	0.008	
223	FD-4	6:18	6:48	FD4021809	2/18/2009	6:18	2880TA	1470	3171	4661	<	0.010	0.0022		110	24	0.009	
224	FD-1	6:22	6:40	FD1021809	2/18/2009	6:22	2881TA	1458	3233	4714	<	0.010	0.0021		150	33	0.007	
225	FD-11	5:40	5:35	FD11021909	2/19/2009	5:40	2994TA	1435	2805	4025	<	0.010	0.0025	<	100	25	0.010	
226	FD-10	7:30	5:45	FD10021909	2/19/2009	7:30	2995TA	1335	3068	4095	<	0.010	0.0025	<	100	24	0.010	
227	FD-9	5:55	5:55	FD9021909	2/19/2009	5:55	2996TA	1440	2995	4312	<	0.010	0.0023	<	100	23	0.010	
228	FD-8	6:05	6:05	FD8021909	2/19/2009	6:05	2997TA	1440	2985	4298	<	0.010	0.0023	<	100	23	0.010	
229	FD-6	6:30	6:30	FD6021909	2/19/2009	6:30	2998TA	1440	2848	4102	<	0.010	0.0025		110	27	0.009	
230	FD-4	6:48	6:45	FD4021909	2/19/2009	6:48	2999TA	1437	3103	4459	<	0.010	0.0023	<	100	22	0.010	2009020821
231	FD-1	6:40	6:35	FD1021909	2/19/2009	6:40	3000TA	1435	3134	4498	<	0.010	0.0022	<	100	22	0.010	Receipt 2/24/09
232	FD-11	5:35	6:40	FD11022009	2/20/2009	5:35	2966TA	4385	2795	12257	<	0.010	0.00082		260	21	0.004	Cr6 Anal 2/27/09
233	FD-10	5:45	6:37	FD10022009	2/20/2009	5:45	2967TA	4372	3173	13743	<	0.010	0.00073		240	17	0.004	Part Anal 2/25/09

Sample Identification											Results							
Location ID		Start Time	End Time	Field Sample ID	Sample Date	Sample Time	Filter #	Sampling Time (min)	Average Flow Rate (ml/min)	Total Volume (L)	Hexavalent Chromium (ug)		(ug/m3)	Total Particulate (ug)		(ug/m3)	% Cr6	Laboratory Work Order # (LWO#)
234	FD-9	5:55	6:32	FD9022009	2/20/2009	5:55	2968TA	4357	3047	13278	<	0.010	0.00076		240	18	0.004	
235	FD-8	6:05	6:45	FD8022009	2/20/2009	6:05	2969TA	4360	3028	13204	<	0.010	0.00076		240	18	0.004	
236	FD-6	6:30	6:29	FD6022009	2/20/2009	6:30	2970TA	4319	2907	12555	<	0.010	0.00080		330	26	0.003	
237	FD-4	6:45	6:24	FD4022009	2/20/2009	6:45	2971TA	4299	3129	13452	<	0.010	0.00075		190	14	0.005	
238	FD-1	6:35	6:28	FD1022009	2/20/2009	6:35	2972TA	4313	3184	13734	<	0.010	0.00073	<	100	7.3	0.010	
239	FD-11	6:40	6:25	FD11022309	2/23/2009	6:40	2973TA	1425	2825	4026	<	0.010	0.0025		100	25	0.010	
240	FD-10	6:37	6:23	FD10022309	2/23/2009	6:37	2974TA	1426	3185	4542	<	0.010	0.0022	<	100	22	0.010	
241	FD-9	6:32	6:19	FD9022309	2/23/2009	6:32	2975TA	1427	3079	4394	<	0.010	0.0023	<	100	23	0.010	
242	FD-8	6:45	6:32	FD8022309	2/23/2009	6:45	2976TA	1427	3078	4393	<	0.010	0.0023	<	100	23	0.010	
243	FD-6	6:29	6:07	FD6022309	2/23/2009	6:29	2977TA	1418	2921	4143	<	0.010	0.0024		120	28	0.008	
244	FD-4	6:24	6:01	FD4022309	2/23/2009	6:24	2978TA	1417	3163	4482	<	0.010	0.0022	<	100	22	0.010	
245	FD-1	6:28	6:05	FD1022309	2/23/2009	6:28	2979TA	1417	3260	4619		0.076	0.016		230	50	0.033	
246	FD-11	6:25	6:41	FD11022409	2/24/2009	6:25	2980TA	1456	3020	4397	<	0.010	0.0023	<	100	23	0.010	
247	FD-10	6:23	6:38	FD10022409	2/24/2009	6:23	2981TA	1455	3146	4578	<	0.010	0.0022	<	100	22	0.010	
248	FD-9	6:19	6:33	FD9022409	2/24/2009	6:19	2982TA	1454	3051	4436	<	0.010	0.0023	<	100	23	0.010	2009030008
249	FD-8	6:32	6:47	FD8022409	2/24/2009	6:32	2984TA	1455	3083	4486	<	0.010	0.0022	<	100	22	0.010	Receipt 3/2/09 Cr6
250	FD-6	6:07	6:27	FD6022409	2/24/2009	6:07	2985TA	1460	2903	4239	<	0.010	0.0024		110	25	0.009	Anal 3/6/09 Part
251	FD-4	6:01	6:20	FD4022409	2/24/2009	6:01	2986TA	1459	3174	4631	<	0.010	0.0022	<	100	22	0.010	Anal 3/3/09
252	FD-1	6:05	6:25	FD1022409	2/24/2009	6:05	2987TA	1460	3267	4770	<	0.010	0.0021		160	33	0.006	
253	FD-11	6:41	6:29	FD11022509	2/25/2009	6:41	2868TA	1428	3259	4653	<	0.010	0.0022		130	29	0.008	
254	FD-10	6:38	6:27	FD10022509	2/25/2009	6:38	2869TA	1429	3181	4545	<	0.010	0.0022		150	32	0.007	
255	FD-9	6:33	6:24	FD9022509	2/25/2009	6:33	2870TA	1431	3045	4358	<	0.010	0.0023		130	30	0.008	
256	FD-8	6:47	6:38	FD8022509	2/25/2009	6:47	2871TA	1431	3092	4424	<	0.010	0.0023		120	28	0.008	
257	FD-6	6:27	6:14	FD6022509	2/25/2009	6:27	2872TA	1427	2892	4126	<	0.010	0.0024		190	46	0.005	
258	FD-4	6:20	6:42	FD4022509	2/25/2009	6:20	2873TA	1462	3138	4588	<	0.010	0.0022	<	100	22	0.010	
259	FD-1	6:25	6:12	FD1022509	2/25/2009	6:25	2874TA	1427	3248	4634	<	0.010	0.0022		170	37	0.006	
260	FD-11	6:29	6:39	FD11022609	2/26/2009	6:29	2958TA	1450	3199	4639	<	0.010	0.0022		230	50	0.004	
261	FD-10	6:27	6:35	FD10022609	2/26/2009	6:27	2959TA	1448	3190	4620	<	0.010	0.0022		180	39	0.006	
262	FD-9	6:24	6:31	FD9022609	2/26/2009	6:24	2960TA	1447	3011	4357	<	0.010	0.0023		190	44	0.005	
263	FD-8	6:38	6:45	FD8022609	2/26/2009	6:38	2961TA	1447	3045	4406		0.011	0.0025		230	52	0.005	
264	FD-6	6:14	6:28	FD6022609	2/26/2009	6:14	2962TA	1454	2904	4223		0.013	0.0030		220	51	0.006	
265	FD-4	6:42	6:21	FD4022609	2/26/2009	6:42	2963TA	1419	3083	4374	<	0.010	0.0023		210	47	0.005	2009030104
266	FD-1	6:12	6:26	FD1022609	2/26/2009	6:12	2964TA	1454	3206	4662	<	0.010	0.0022		250	53	0.004	Receipt 3/4/09 Cr6
267	FD-11	6:39	6:37	FD11022709	2/27/2009	6:39	2845TA	5758	3079	17730		0.039	0.0022		340	19	0.011	Anal 3/10/09 Part
268	FD-10	6:35	6:35	FD10022709	2/27/2009	6:35	2846TA	5760	3190	18377		0.017	0.00090		280	15	0.006	Anal 3/5/09
269	FD-9	6:31	6:30	FD9022709	2/27/2009	6:31	2847TA	5759	2986	17197		0.027	0.0016		310	18	0.009	
270	FD-8	6:45	6:40	FD8022709	2/27/2009	6:45	2848TA	5755	2986	17184		0.027	0.0016		300	18	0.009	
271	FD-6	6:28	6:44	FD6022709	2/27/2009	6:28	2849TA	5776	2894	16718		0.017	0.0010		350	21	0.005	
272	FD-4	6:21	7:50	FD4022709	2/27/2009	6:21	2850TA	5849	3070	17954		0.014	0.00079		280	16	0.005	
273	FD-1	6:26	6:42	FD1022709	2/27/2009	6:26	2851TA	5776	3145	18166	<	0.010	0.00055		120	6.5	0.008	
274	FD-11	6:37	6:48	FD11030309	3/3/2009	6:37	2852TA	1451	3095	4491	<	0.010	0.0022	<	100	22	0.010	
275	FD-10	6:35	6:45	FD10030309	3/3/2009	6:35	2853TA	1450	3215	4662	<	0.010	0.0022		100	22	0.010	
276	FD-9	6:30	6:40	FD9030309	3/3/2009	6:30	2854TA	1450	3006	4359		0.025	0.0057		120	27	0.021	
277	FD-8	6:40	6:53	FD8030309	3/3/2009	6:40	2855TA	1453	3074	4467	<	0.010	0.0023	<	100	22	0.010	
278	FD-6	6:44	6:37	FD6030309	3/3/2009	6:44	2856TA	1433	2875	4119		0.011	0.0027	<	100	24	0.011	
279	FD-4	7:50	6:32	FD4030309	3/3/2009	7:50	2857TA	1362	3099	4220	<	0.010	0.0024	<	100	24	0.010	2009030219

Sample Identification											Results							
Location ID		Start Time	End Time	Field Sample ID	Sample Date	Sample Time	Filter #	Sampling Time (min)	Average Flow Rate (ml/min)	Total Volume (L)	Hexavalent Chromium (ug)		(ug/m3)	Total Particulate (ug)		(ug/m3)	% Cr6	Laboratory Work Order # (LWO#)
280	FD-1	6:42	6:35	FD1030309	3/3/2009	6:42	2858TA	1433	3227	4624		0.012	0.0025	<	100	22	0.012	Receipt 3/6/09 Cr6 Anal 3/13/09 Part Anal 3/9/09
281	FD-11	6:48	6:26	FD11030409	3/4/2009	6:48	1926TA	1418	3111	4412		0.010	0.0023		120	27	0.008	
282	FD-10	6:45	6:24	FD10030409	3/4/2009	6:45	1927TA	1419	3229	4582	<	0.010	0.0022		170	36	0.006	
283	FD-9	6:40	6:21	FD9030409	3/4/2009	6:40	1928TA	1421	3038	4316		0.019	0.0044		220	50	0.009	
284	FD-8	6:53	6:43	FD8030409	3/4/2009	6:53	1929TA	1430	3153	4508	<	0.010	0.0022		140	32	0.007	
285	FD-6	6:37	6:18	FD6030409	3/4/2009	6:37	1930TA	1421	2917	4145	<	0.010	0.0024		160	39	0.006	
286	FD-4	6:32	6:14	FD4030409	3/4/2009	6:32	1931TA	1422	3164	4499	<	0.010	0.0022	<	100	22	0.010	
287	FD-1	6:35	6:17	FD1030409	3/4/2009	6:35	1932TA	1422	3356	4772	<	0.010	0.0021		180	38	0.006	
288	FD-11	6:26	6:26	FD11030509	3/5/2009	6:26	1933TA	1440	3060	4407	<	0.010	0.0023		170	38	0.006	
289	FD-10	6:24	6:22	FD10030509	3/5/2009	6:24	1934TA	1438	3211	4617		0.017	0.0036		180	39	0.009	
290	FD-9	6:21	6:19	FD9030509	3/5/2009	6:21	1935TA	1438	3007	4324		0.019	0.0043		230	53	0.008	
291	FD-8	6:43	6:31	FD8030509	3/5/2009	6:43	1936TA	1428	3102	4430	<	0.010	0.0023	<	100	23	0.010	
292	FD-6	6:18	6:16	FD6030509	3/5/2009	6:18	1937TA	1438	2879	4141		0.023	0.0056		220	54	0.010	
293	FD-4	6:14	6:13	FD4030509	3/5/2009	6:14	1938TA	1439	3141	4519		0.018	0.0040		160	35	0.011	2009030348 Receipt 3/10/09 Cr6 Anal 3/18/09 Part Anal 3/12/09
294	FD-1	6:17	6:15	FD1030509	3/5/2009	6:17	1939TA	1438	3278	4714		0.020	0.0043		230	48	0.009	
295	FD-11	6:26	6:30	FD11030609	3/6/2009	6:26	1905TA	4324	3002	12982		0.025	0.0019		500	38	0.005	
296	FD-10	6:22	6:35	FD10030609	3/6/2009	6:22	1906TA	4333	3208	13901		0.027	0.0020		500	36	0.005	
297	FD-9	6:19	6:25	FD9030609	3/6/2009	6:19	1907TA	4326	2959	12798		0.020	0.0016		730	57	0.003	
298	FD-8	6:31	6:40	FD8030609	3/6/2009	6:31	1908TA	4329	3051	13206		0.018	0.0013		510	39	0.004	
299	FD-6	6:16	6:15	FD6030609	3/6/2009	6:16	1909TA	4319	2771	11967		0.027	0.0023		500	42	0.005	
300	FD-4	6:13	6:45	FD4030609	3/6/2009	6:13	1910TA	4352	3093	13461		0.012	0.00087		510	38	0.002	
301	FD-1	6:15	6:20	FD1030609	3/6/2009	6:15	1911TA	4325	3194	13813	<	0.010	0.00073		240	17	0.004	
302	FD-11	6:30	6:40	FD11030909	3/9/2009	6:30	1901TA	1450	2995	4343	<	0.010	0.0023	<	100	23	0.010	
303	FD-10	6:35	6:35	FD10030909	3/9/2009	6:35	1902TA	1440	3205	4616	<	0.010	0.0022	<	100	22	0.010	
304	FD-9	6:25	6:30	FD9030909	3/9/2009	6:25	1903TA	1445	2937	4244	<	0.010	0.0024		110	25	0.009	
305	FD-8	6:40	6:45	FD8030909	3/9/2009	6:40	1904TA	1445	3011	4350	<	0.010	0.0023	<	100	23	0.010	
306	FD-6	6:15	6:20	FD6030909	3/9/2009	6:15	1912TA	1445	2772	4006	<	0.010	0.0025	<	100	25	0.010	
307	FD-4	6:45	6:50	FD4030909	3/9/2009	6:45	1913TA	1445	3067	4432	<	0.010	0.0023	<	100	23	0.010	
308	FD-1	6:20	6:25	FD1030909	3/9/2009	6:20	1914TA	1445	3273	4729	<	0.010	0.0021	<	100	21	0.010	
309	FD-11	6:40	7:28	FD11031009	3/10/2009	6:40	1915TA	1488	3037	4519	<	0.010	0.0022		130	28	0.008	
310	FD-10	6:35	7:25	FD10031009	3/10/2009	6:35	1916TA	1490	3221	4799	<	0.010	0.0021		170	35	0.006	
311	FD-9	6:30	7:20	FD9031009	3/10/2009	6:30	1917TA	1490	2944	4387	<	0.010	0.0023		120	27	0.008	2009030430 Receipt 3/13/09 Cr6 Anal 3/18/09 Part Anal 3/16/09
312	FD-8	6:45	6:10	FD8031009	3/10/2009	6:45	1918TA	1405	3008	4226	<	0.010	0.0024		120	29	0.008	
313	FD-6	6:20	5:40	FD6031009	3/10/2009	6:20	1919TA	1400	2856	3998	<	0.010	0.0025		140	35	0.007	
314	FD-4	6:50	6:05	FD4031009	3/10/2009	6:50	1920TA	1395	3067	4278	<	0.010	0.0024	<	100	23	0.010	
315	FD-1	6:25	5:55	FD1031009	3/10/2009	6:25	1921TA	1410	3305	4660	<	0.010	0.0022		170	36	0.006	
316	FD-11	7:28	6:00	FD11031109	3/11/2009	7:28	1880TA	1352	3005	4062	<	0.010	0.0025	<	100	25	0.010	
317	FD-10	7:25	6:10	FD10031109	3/11/2009	7:25	1881TA	1365	3218	4392	<	0.010	0.0023	<	100	23	0.010	
318	FD-9	7:20	6:15	FD9031109	3/11/2009	7:20	1882TA	1375	2999	4123	<	0.010	0.0024		110	26	0.009	
319	FD-8	6:10	6:35	FD8031109	3/11/2009	6:10	1883TA	1465	3028	4436	<	0.010	0.0023	<	100	23	0.010	
320	FD-6	5:40	6:25	FD6031109	3/11/2009	5:40	1884TA	1485	2882	4280	<	0.010	0.0024	<	100	23	0.010	
321	FD-4	6:05	6:40	FD4031109	3/11/2009	6:05	1885TA	1475	3064	4520	<	0.010	0.0022	<	100	22	0.010	
322	FD-1	5:55	6:30	FD1031109	3/11/2009	5:55	1886TA	1475	3245	4787	<	0.010	0.0021	<	100	21	0.010	
323	FD-11	6:00	5:45	FD11031209	3/12/2009	6:00	1887TA	1425	2967	4227	<	0.010	0.0024	<	100	24	0.010	
324	FD-10	6:10	5:55	FD10031209	3/12/2009	6:10	1888TA	1425	3190	4545		0.020	0.0045	<	100	22	0.020	
325	FD-9	6:15	6:05	FD9031209	3/12/2009	6:15	1889TA	1430	3027	4328	<	0.010	0.0023	<	100	23	0.010	

Sample Identification											Results							
Location ID		Start Time	End Time	Field Sample ID	Sample Date	Sample Time	Filter #	Sampling Time (min)	Average Flow Rate (ml/min)	Total Volume (L)	Hexavalent Chromium (ug)		(ug/m3)	Total Particulate (ug)		(ug/m3)	% Cr6	Laboratory Work Order # (LWO#)
326	FD-8	6:35	6:30	FD8031209	3/12/2009	6:35	1890TA	1435	3058	4388	<	0.010	0.0023	<	100	23	0.010	2009030515 Receipt 3/17/09 Cr6 Anal 3/20/09 Part Anal 3/18/09
327	FD-6	6:25	6:35	FD6031209	3/12/2009	6:25	1891TA	1450	2889	4189	<	0.010	0.0024		110	26	0.009	
328	FD-4	6:40	6:45	FD4031209	3/12/2009	6:40	1892TA	1445	3072	4438	<	0.010	0.0023	<	100	23	0.010	
329	FD-1	6:30	6:40	FD1031209	3/12/2009	6:30	1893TA	1450	3296	4780		0.018	0.0037	<	100	21	0.018	
330	FD-11	5:45	6:40	FD11031309	3/13/2009	5:45	2059TA	4375	3078	13467		0.017	0.0013		510	38	0.003	
331	FD-10	5:55	6:37	FD10031309	3/13/2009	5:55	2060TA	4362	3264	14237		0.027	0.0019		550	38	0.005	
332	FD-9	6:05	6:29	FD9031309	3/13/2009	6:05	2081TA	4344	3002	13042		0.031	0.0024		580	45	0.005	
333	FD-8	6:30	6:46	FD8031309	3/13/2009	6:30	2084TA	4336	3093	13413		0.021	0.0016		560	41	0.004	
334	FD-6	6:35	6:20	FD6031309	3/13/2009	6:35	2085TA	4305	2885	12419		0.022	0.0017		650	52	0.003	
335	FD-4	6:45	6:10	FD4031309	3/13/2009	6:45	2086TA	4285	3076	13179	<	0.010	0.00076		500	38	0.002	
336	FD-1	6:40	6:15	FD1031309	3/13/2009	6:40	2088TA	4295	3321	14262		0.011	0.00074		450	31	0.002	
337	FD-11	6:40	6:27	FD11031609	3/16/2009	6:40	2047TA	1427	3051	4354	<	0.010	0.0023		150	34	0.007	2009030719 Receipt 3/23/09 Cr6 Anal 3/27/09 Part Anal 3/24/09
338	FD-10	6:37	6:25	FD10031609	3/16/2009	6:37	2048TA	1428	3282	4686		0.010	0.0022		190	40	0.005	
339	FD-9	6:29	6:18	FD9031609	3/16/2009	6:29	2049TA	1429	2964	4236	<	0.010	0.0024		190	45	0.005	
340	FD-8	6:46	6:31	FD8031609	3/16/2009	6:46	2050TA	1425	3070	4375	<	0.010	0.0023		200	46	0.005	
341	FD-6	6:20	6:09	FD6031609	3/16/2009	6:20	2051TA	1429	2860	4087	<	0.010	0.0025		240	58	0.004	
342	FD-4	6:10	6:02	FD4031609	3/16/2009	6:10	2052TA	1432	3067	4392	<	0.010	0.0023		210	49	0.005	
343	FD-1	6:15	6:05	FD1031609	3/16/2009	6:15	2053TA	1430	3245	4640		0.011	0.0023		240	52	0.005	
344	FD-11	6:27	6:37	FD11031709	3/17/2009	6:27	2074TA	1450	2953	4281	<	0.010	0.0023		170	39	0.006	
345	FD-10	6:25	6:35	FD10031709	3/17/2009	6:25	2075TA	1450	3232	4686	<	0.010	0.0021		210	44	0.005	
346	FD-9	6:18	6:30	FD9031709	3/17/2009	6:18	2076TA	1452	2945	4276	<	0.010	0.0024		230	55	0.004	
347	FD-8	6:31	6:42	FD8031709	3/17/2009	6:31	2077TA	1451	3055	4433	<	0.010	0.0023		190	44	0.005	
348	FD-6	6:09	6:26	FD6031709	3/17/2009	6:09	2078TA	1457	2873	4187	<	0.010	0.0024		230	56	0.004	
349	FD-4	6:02	6:22	FD4031709	3/17/2009	6:02	2079TA	1460	3068	4479	<	0.010	0.0022		170	39	0.006	
350	FD-1	6:05	6:25	FD1031709	3/17/2009	6:05	2080TA	1460	3183	4647	<	0.010	0.0022		230	50	0.004	
351	FD-11	6:37	6:27	FD11031809	3/18/2009	6:37	2026TA	1430	2972	4249	<	0.010	0.0024		200	48	0.005	
352	FD-10	6:35	6:25	FD10031809	3/18/2009	6:35	2027TA	1430	3240	4633	<	0.010	0.0022		110	25	0.009	
353	FD-9	6:30	6:20	FD9031809	3/18/2009	6:30	2028TA	1430	2957	4228	<	0.010	0.0024		110	27	0.009	
354	FD-8	6:42	6:34	FD8031809	3/18/2009	6:42	2029TA	1432	3080	4411	<	0.010	0.0023		120	27	0.008	
355	FD-6	6:26	6:09	FD6031809	3/18/2009	6:26	2030TA	1423	2905	4134	<	0.010	0.0024		130	31	0.008	
356	FD-4	6:22	6:02	FD4031809	3/18/2009	6:22	2031TA	1420	3062	4348	<	0.010	0.0023		160	36	0.006	
	Pump found off at pickup - sample discarded																	
357	FD-11	6:27	6:41	FD11031909	3/19/2009	6:27	2033TA	1454	2950	4290	<	0.010	0.0023	<	100	23	0.010	2009030778 Receipt 3/24/09 Cr6 Anal 3/31/09 Part Anal 3/25/09
358	FD-10	6:25	6:25	FD10031909	3/19/2009	6:25	2034TA	1440	3215	4629	<	0.010	0.0022	<	100	22	0.010	
359	FD-9	6:20	6:07	FD9031909	3/19/2009	6:20	2035TA	1427	2944	4201	<	0.010	0.0024	<	100	24	0.010	
360	FD-8	6:34	7:00	FD8031909	3/19/2009	6:34	2036TA	1466	3048	4468	<	0.010	0.0023	<	100	22	0.010	
361	FD-6	6:09	6:02	FD6031909	3/19/2009	6:09	2037TA	1433	2887	4138	<	0.010	0.0024	<	100	24	0.010	
362	FD-4	6:02	5:58	FD4031909	3/19/2009	6:02	2038TA	1436	3043	4369	<	0.010	0.0023	<	100	23	0.010	
363	FD-1	6:08	6:01	FD1031909	3/19/2009	6:08	2039TA	1433	3085	4421	<	0.010	0.0023	<	100	23	0.010	
364	FD-11	6:41	6:26	FD11032009	3/20/2009	6:41	2054TA	4305	2937	12646		0.010	0.00082		100	13	0.010	
365	FD-10	6:25	6:21	FD10032009	3/20/2009	6:25	2055TA	4316	3255	14048		0.016	0.0012		100	14	0.016	
366	FD-9	6:07	6:14	FD9032009	3/20/2009	6:07	2056TA	4327	2962	12818	<	0.010	0.00078		100	16	0.010	
367	FD-8	7:00	6:34	FD8032009	3/20/2009	7:00	2057TA	4294	3060	13138	<	0.010	0.00077		100	13	0.010	
368	FD-6	6:02	6:10	FD6032009	3/20/2009	6:02	2058TA	4328	2889	12504		0.012	0.00094		100	18	0.012	
369	FD-4	5:58	6:05	FD4032009	3/20/2009	5:58	2070TA	4327	3041	13157	<	0.010	0.00076		100	13	0.010	
370	FD-1	6:01	6:08	FD1032009	3/20/2009	6:01	2071TA	4327	3122	13508	<	0.010	0.00074		100	14	0.010	
371	FD-11	6:26	6:23	FD11032309	3/23/2009	6:26	2072TA	1437	3025	4346	<	0.010	0.0023	<	100	23	0.010	

Sample Identification											Results							
Location ID		Start Time	End Time	Field Sample ID	Sample Date	Sample Time	Filter #	Sampling Time (min)	Average Flow Rate (ml/min)	Total Volume (L)	Hexavalent Chromium (ug)		(ug/m3)	Total Particulate (ug)		(ug/m3)	% Cr6	Laboratory Work Order # (LWO#)
372	FD-10	6:21	6:21	FD10032309	3/23/2009	6:21	2073TA	1440	3287	4733	<	0.010	0.0021		140	29	0.007	
373	FD-9	6:14	6:17	FD9032309	3/23/2009	6:14	2082TA	1443	3009	4343	<	0.010	0.0023	<	100	23	0.010	
374	FD-8	6:34	6:38	FD8032309	3/23/2009	6:34	2083TA	1444	3145	4542	<	0.010	0.0022		100	23	0.010	
375	FD-6	6:10	6:12	FD6032309	3/23/2009	6:10	2101TA	1442	2947	4249	<	0.010	0.0024		160	38	0.006	
376	FD-4	6:05	6:08	FD4032309	3/23/2009	6:05	2102TA	1443	3088	4456	<	0.010	0.0023	<	100	22	0.010	
377	FD-1	6:08	6:11	FD1032309	3/23/2009	6:08	2103TA	1443	3172	4578	<	0.010	0.0022		190	41	0.005	
378	FD-11	6:23	6:33	FD11032409	3/24/2009	6:23	1351TA	1450	3054	4428	<	0.010	0.0023	<	100	23	0.010	
379	FD-10	6:21	6:30	FD10032409	3/24/2009	6:21	1352TA	1449	3301	4783	<	0.010	0.0021	<	100	21	0.010	
380	FD-9	6:17	6:24	FD9032409	3/24/2009	6:17	1353TA	1447	3012	4359	<	0.010	0.0023		110	24	0.009	2009030972
381	FD-8	6:38	6:41	FD8032409	3/24/2009	6:38	1354TA	1443	3171	4576	<	0.010	0.0022		110	23	0.009	Receipt 3/30/09
382	FD-6	6:12	6:20	FD6032409	3/24/2009	6:12	1355TA	1448	2922	4231	<	0.010	0.0024		120	29	0.008	Cr6 Anal 4/2/09
383	FD-4	6:08	6:16	FD4032409	3/24/2009	6:08	1356TA	1448	3119	4517	<	0.010	0.0022	<	100	22	0.010	Part Anal 3/31/09
384	FD-1	6:11	6:19	FD1032409	3/24/2009	6:11	1357TA	1448	3191	4621	<	0.010	0.0022		130	29	0.008	
385	FD-11	6:33	6:36	FD11032509	3/25/2009	6:33	1364TA	1443	2997	4324	<	0.010	0.0023		120	28	0.008	
386	FD-10	6:30	6:34	FD10032509	3/25/2009	6:30	1365TA	1444	3281	4738	<	0.010	0.0021		140	29	0.007	
387	FD-9	6:24	6:29	FD9032509	3/25/2009	6:24	1366TA	1445	2953	4267	<	0.010	0.0024	<	100	23	0.010	
388	FD-8	6:41	6:42	FD8032509	3/25/2009	6:41	1367TA	1441	3125	4503	<	0.010	0.0022		120	27	0.008	
389	FD-6	6:20	6:19	FD6032509	3/25/2009	6:20	1368TA	1439	2852	4104	<	0.010	0.0025		140	35	0.007	
390	FD-4	6:16	6:10	FD4032509	3/25/2009	6:16	1369TA	1434	3069	4400	<	0.010	0.0023		100	23	0.010	
391	FD-1	6:19	6:17	FD1032509	3/25/2009	6:19	1370TA	1438	3135	4508	<	0.010	0.0022		130	30	0.008	
392	FD-11	6:36	6:31	FD11032609	3/26/2009	6:36	1371 TA	1435	2968	4259	<	0.010	0.0024		140	32	0.007	
393	FD-10	6:34	6:34	FD10032609	3/26/2009	6:34	1372 TA	1440	3208	4619	<	0.010	0.0022	<	100	22	0.010	
394	FD-9	6:29	6:24	FD9032609	3/26/2009	6:29	1373 TA	1435	2916	4184	<	0.010	0.0024	<	100	24	0.010	
395	FD-8	6:42	6:42	FD8032609	3/26/2009	6:42	1374 TA	1440	3072	4423	<	0.010	0.0023		390	88	0.003	
396	FD-6	6:19	6:20	FD6032609	3/26/2009	6:19	1375 TA	1441	2840	4093	<	0.010	0.0025	<	100	24	0.010	
397	FD-4	6:10	6:16	FD4032609	3/26/2009	6:10	1326 TA	1446	3018	4363	<	0.010	0.0023	<	100	23	0.010	2009031073
398	FD-1	6:17	6:19	FD1032609	3/26/2009	6:17	1327 TA	1442	3092	4458	<	0.010	0.0023	<	100	22	0.010	Receipt 3/31/09
399	FD-11	6:31	6:27	FD11032709	3/27/2009	6:31	1334 TA	4316	2973	12833	<	0.010	0.00078		270	21	0.004	Cr6 Anal 4/7/09
400	FD-10	6:34	6:25	FD10032709	3/27/2009	6:34	1335 TA	4311	3174	13683	<	0.010	0.00074		300	22	0.003	Part Anal 4/2/09
401	FD-9	6:24	6:20	FD9032709	3/27/2009	6:24	1336 TA	4316	2892	12480	<	0.010	0.00081		290	23	0.003	
402	FD-8	6:42	6:32	FD8032709	3/27/2009	6:42	1337 TA	4310	3055	13167		0.010	0.00086		300	23	0.003	
403	FD-6	6:20	6:15	FD6032709	3/27/2009	6:20	1338 TA	4315	2858	12332	<	0.010	0.00082		400	32	0.003	
404	FD-4	6:16	6:10	FD4032709	3/27/2009	6:16	1339 TA	4314	3005	12965	<	0.010	0.00078		220	17	0.005	
405	FD-1	6:19	6:14	FD1032709	3/27/2009	6:19	1340 TA	4315	3081	13292	<	0.010	0.00076		330	25	0.003	
406	FD-11	6:27	6:42	FD11033009	3/30/2009	6:27	1341TA	1455	2999	4363	<	0.010	0.0023	<	100	23	0.010	
407	FD-10	6:25	6:40	FD10033009	3/30/2009	6:25	1342TA	1455	3159	4596	<	0.010	0.0022	<	100	22	0.010	
408	FD-9	6:20	6:35	FD9033009	3/30/2009	6:20	1343TA	1455	2829	4115	<	0.010	0.0024	<	100	24	0.010	
409	FD-8	6:32	6:48	FD8033009	3/30/2009	6:32	1344TA	1456	3054	4447	<	0.010	0.0023	<	100	22	0.010	
410	FD-6	6:15	6:25	FD6033009	3/30/2009	6:15	1345TA	1450	2906	4214	<	0.010	0.0024	<	100	24	0.010	
411	FD-4	6:10	6:14	FD4033009	3/30/2009	6:10	1346TA	1444	3000	4332	<	0.010	0.0023	<	100	23	0.010	2009040109
412	FD-1	6:14	6:24	FD1033009	3/30/2009	6:14	1347TA	1450	3075	4458	<	0.010	0.0023	<	100	22	0.010	Receipt 4/3/09 Cr6
413	FD-11	6:42	6:33	FD11033109	3/31/2009	6:42	1300TA	1431	3006	4301	<	0.010	0.0023	<	100	23	0.010	Anal 4/8/09 Part
414	FD-10	6:40	6:31	FD10033109	3/31/2009	6:40	1302TA	1431	3154	4513	<	0.010	0.0022	<	100	22	0.010	Anal 4/6/09
415	FD-9	6:35	6:26	FD9033109	3/31/2009	6:35	1303TA	1431	2844	4070	<	0.010	0.0025	<	100	25	0.010	
416	FD-8	6:48	6:38	FD8033109	3/31/2009	6:48	1304TA	1430	3051	4364	<	0.010	0.0023	<	100	23	0.010	
417	FD-6	6:25	6:22	FD6033109	3/31/2009	6:25	1305TA	1437	2930	4210	<	0.010	0.0024		130	32	0.008	
418	FD-4	6:14	6:17	FD4033109	3/31/2009	6:14	1306TA	1443	2992	4318	<	0.010	0.0023	<	100	23	0.010	

Sample Identification											Results							
Location ID		Start Time	End Time	Field Sample ID	Sample Date	Sample Time	Filter #	Sampling Time (min)	Average Flow Rate (ml/min)	Total Volume (L)	Hexavalent Chromium (ug)		(ug/m3)	Total Particulate (ug)		(ug/m3)	% Cr6	Laboratory Work Order # (LWO#)
419	FD-1	6:24	6:21	FD1033109	3/31/2009	6:24	1307TA	1437	3097	4450	<	0.010	0.0023		140	31	0.007	
420	FD-11	6:33	6:30	FD11040109	4/1/2009	6:33	1314TA	1437	3012	4328	<	0.010	0.0023		200	45	0.005	
421	FD-10	6:31	6:28	FD10040109	4/1/2009	6:31	1315TA	1437	3173	4560	<	0.010	0.0022		130	29	0.008	2009040109
422	FD-9	6:26	6:24	FD9040109	4/1/2009	6:26	1316TA	1438	2885	4149	<	0.010	0.0024		140	33	0.007	Receipt 4/3/09 Cr6
423	FD-8	6:38	6:37	FD8040109	4/1/2009	6:38	1317TA	1439	3044	4380	<	0.010	0.0023		140	32	0.007	Anal 4/8/09 Part
424	FD-6	6:22	6:17	FD6040109	4/1/2009	6:22	1318TA	1435	2898	4158	<	0.010	0.0024		150	37	0.007	Anal 4/6/09
425	FD-4	6:17	6:13	FD4040109	4/1/2009	6:17	1319TA	1436	2977	4275	<	0.010	0.0024		120	28	0.008	
426	FD-1	6:21	6:16	FD1040109	4/1/2009	6:21	1320TA	1435	3092	4436	<	0.010	0.0023		150	35	0.007	
427	FD-11	6:30	6:54	FD11040209	4/2/2009	6:30	1321TA	1464	2995	4385	<	0.010	0.0023		100	24	0.010	
428	FD-10	6:28	6:52	FD10040209	4/2/2009	6:28	1322TA	1464	3190	4671	<	0.010	0.0022	<	100	21	0.010	
429	FD-9	6:24	6:48	FD9040209	4/2/2009	6:24	1323TA	1464	2882	4219	<	0.010	0.0024	<	100	24	0.010	
430	FD-8	6:37	6:58	FD8040209	4/2/2009	6:37	1324TA	1461	2999	4382	<	0.010	0.0023	<	100	23	0.010	
431	FD-6	6:17	6:44	FD6040209	4/2/2009	6:17	1325TA	1467	2862	4198	<	0.010	0.0024		140	33	0.007	
432	FD-4	6:13	6:40	FD4040209	4/2/2009	6:13	1348TA	1467	2973	4362	<	0.010	0.0023		140	33	0.007	2009040247
433	FD-1	6:16	6:43	FD1040209	4/2/2009	6:16	2100TA	1467	3063	4494	<	0.010	0.0022		120	27	0.008	Receipt 4/7/09 Cr6
434	FD-11	6:54	6:52	FD11040309	4/3/2009	6:54	1271TB	4318	2946	12720	<	0.010	0.00079		140	11	0.007	Anal 4/13/09 Part
435	FD-10	6:52	6:47	FD10040309	4/3/2009	6:52	1272TB	4315	3208	13841	<	0.010	0.00073		340	25	0.003	Anal 4/8/09
436	FD-9	6:48	6:42	FD9040309	4/3/2009	6:48	1273TB	4314	2886	12448	<	0.010	0.00081		130	11	0.008	
437	FD-8	6:58	6:56	FD8040309	4/3/2009	6:58	1274TB	4318	3004	12970	<	0.010	0.00078		140	11	0.007	
438	FD-6	6:44	6:37	FD6040309	4/3/2009	6:44	1275TB	4313	2855	12312	<	0.010	0.00082		170	13	0.006	
439	FD-4	6:40	6:30	FD4040309	4/3/2009	6:40	1276TB	4310	2985	12865	<	0.010	0.00078		150	12	0.007	
440	FD-1	6:43	6:36	FD1040309	4/3/2009	6:43	1277TB	4313	3084	13301	<	0.010	0.00076		130	10	0.008	
441	FD-11	6:52	6:53	FD11040609	4/6/2009	6:52	816TB	1441	2873	4139	<	0.010	0.0024		2400	570	0.000	
442	FD-10	6:47	6:50	FD10040609	4/6/2009	6:47	817TB	1443	3223	4651	<	0.010	0.0022	<	100	21	0.010	
443	FD-9	6:42	6:47	FD9040609	4/6/2009	6:42	823TB	1445	2881	4162	<	0.010	0.0024		100	25	0.010	
444	FD-8	6:56	6:58	FD8040609	4/6/2009	6:56	830TB	1442	3023	4359	<	0.010	0.0023		150	34	0.007	
445	FD-6	6:37	6:42	FD6040609	4/6/2009	6:37	831TB	1445	2836	4098	<	0.010	0.0025		110	27	0.009	
446	FD-4	6:30	6:38	FD4040609	4/6/2009	6:30	834TB	1448	2991	4331	<	0.010	0.0023	<	100	23	0.010	
447	FD-1	6:36	6:41	FD1040609	4/6/2009	6:36	835TB	1445	3122	4512	<	0.010	0.0022	<	100	22	0.010	
448	FD-11	6:53	6:43	FD11040709	4/7/2009	6:53	762TB	1430	2795	3997	<	0.010	0.0025	<	100	25	0.010	
449	FD-10	6:50	6:40	FD10040709	4/7/2009	6:50	763TB	1430	3258	4659	<	0.010	0.0022	<	100	21	0.010	
450	FD-9	6:47	6:36	FD9040709	4/7/2009	6:47	836TB	1429	2903	4149	<	0.010	0.0024	<	100	24	0.010	2009040341
451	FD-8	6:58	6:48	FD8040709	4/7/2009	6:58	1278TB	1430	3011	4306	<	0.010	0.0023	<	100	23	0.010	Receipt 4/10/09
452	FD-6	6:42	6:32	FD6040709	4/7/2009	6:42	1287TB	1430	2828	4045	<	0.010	0.0025	<	100	25	0.010	Cr6 Anal 4/16/09
453	FD-4	6:38	6:27	FD4040709	4/7/2009	6:38	1314TB	1429	3025	4322	<	0.010	0.0023	<	100	23	0.010	Part Anal 4/13/09
454	FD-1	6:41	6:30	FD1040709	4/7/2009	6:41	1329TB	1429	3124	4464	<	0.010	0.0023	<	100	22	0.010	
455	FD-11	6:43	6:43	FD11040809	4/8/2009	6:43	864TB	1440	2833	4079	<	0.010	0.0025		140	34	0.007	
456	FD-10	6:40	6:40	FD10040809	4/8/2009	6:40	873TB	1440	3310	4767	<	0.010	0.0021		140	29	0.007	
457	FD-9	6:36	6:35	FD9040809	4/8/2009	6:36	885TB	1439	2943	4235	<	0.010	0.0024		140	32	0.007	
458	FD-8	6:48	6:48	FD8040809	4/8/2009	6:48	886TB	1440	3044	4383	<	0.010	0.0023		130	30	0.008	
459	FD-6	6:32	6:26	FD6040809	4/8/2009	6:32	887TB	1434	2840	4072	<	0.010	0.0025		120	30	0.008	
460	FD-4	6:27	6:19	FD4040809	4/8/2009	6:27	888TB	1432	3062	4385	<	0.010	0.0023		100	23	0.010	
461	FD-1	6:30	6:25	FD1040809	4/8/2009	6:30	1256TB	1435	3157	4530	<	0.010	0.0022		140	31	0.007	
462	FD-11	6:43	8:04	FD11040909	4/9/2009	6:43	1279TB	1521	2979	4531	<	0.010	0.0022		180	40	0.006	
463	FD-10	6:40	6:37	FD10040909	4/9/2009	6:40	1296TB	1437	3363	4832	<	0.010	0.0021		160	34	0.006	
464	FD-9	6:35	6:31	FD9040909	4/9/2009	6:35	1299TB	1436	2916	4188	<	0.010	0.0024		200	47	0.005	

Sample Identification											Results							
Location ID		Start Time	End Time	Field Sample ID	Sample Date	Sample Time	Filter #	Sampling Time (min)	Average Flow Rate (ml/min)	Total Volume (L)	Hexavalent Chromium (ug)		(ug/m3)	Total Particulate (ug)		(ug/m3)	% Cr6	Laboratory Work Order # (LWO#)
465	FD-8	6:48	6:44	FD8040909	4/9/2009	6:48	1313TB	1436	3071	4410		0.012	0.0027		170	39	0.007	
466	FD-6	6:26	6:25	FD6040909	4/9/2009	6:26	1315TB	1439	2861	4117	<	0.010	0.0024		180	45	0.006	
467	FD-4	6:19	6:20	FD4040909	4/9/2009	6:19	1330TB	1441	3026	4360	<	0.010	0.0023		170	39	0.006	2009040474
468	FD-1	6:25	6:24	FD1040909	4/9/2009	6:25	1331TB	1439	3169	4560	<	0.010	0.0022		200	43	0.005	Receipt 4/15/09
469	FD-11	8:04	6:25	FD11041009	4/10/2009	8:04	863TB	4221	3042	12840	<	0.010	0.00079		740	58	0.001	Cr6 Anal 4/21/09
470	FD-10	6:37	6:21	FD10041009	4/10/2009	6:37	880TB	4304	3276	14101	<	0.010	0.00071		240	17	0.004	Part Anal 4/16/09
471	FD-9	6:31	6:15	FD9041009	4/10/2009	6:31	881TB	4304	2862	12317	<	0.010	0.00082		250	20	0.004	
472	FD-8	6:44	6:30	FD8041009	4/10/2009	6:44	882TB	4306	3028	13039		0.010	0.00078		260	20	0.004	
473	FD-6	6:25	6:39	FD6041009	4/10/2009	6:25	884TB	4334	2821	12228	<	0.010	0.00082		240	19	0.004	
474	FD-4	6:20	6:33	FD4041009	4/10/2009	6:20	901TB	4333	2958	12818	<	0.010	0.00079		230	18	0.004	
475	FD-1	6:24	6:40	FD1041009	4/10/2009	6:24	1280TB	4336	3109	13482	<	0.010	0.00075		260	20	0.004	
476	FD-11	6:25	6:43	FD11041309	4/13/2009	6:25	1298TB	1458	2927	4268	<	0.010	0.0024	<	100	23	0.010	
477	FD-10	6:21	6:41	FD10041309	4/13/2009	6:21	1300TB	1460	3149	4597	<	0.010	0.0022	<	100	22	0.010	
478	FD-9	6:15	6:37	FD9041309	4/13/2009	6:15	1301TB	1462	2863	4186	<	0.010	0.0024	<	100	24	0.010	
479	FD-8	6:30	6:48	FD8041309	4/13/2009	6:30	1302TB	1458	3014	4395	<	0.010	0.0023	<	100	23	0.010	
480	FD-6	6:39	6:30	FD6041309	4/13/2009	6:39	1316TB	1431	2821	4036	<	0.010	0.0025	<	100	25	0.010	
481	FD-4	6:33	6:23	FD4041309	4/13/2009	6:33	1317TB	1430	2982	4264	<	0.010	0.0024	<	100	23	0.010	
482	FD-1	6:40	6:28	FD1041309	4/13/2009	6:40	1318TB	1428	3108	4438		0.014	0.0031	<	100	23	0.014	
483	FD-11	6:43	5:55	FD11041409	4/14/2009	6:43	1220TB	1392	2842	3956	<	0.010	0.0025	<	100	25	0.010	
484	FD-10	6:41	5:45	FD10041409	4/14/2009	6:41	1221TB	1384	3165	4380		0.011	0.0025		120	27	0.009	
485	FD-9	6:37	5:35	FD9041409	4/14/2009	6:37	1222TB	1378	2865	3948	<	0.010	0.0026	<	100	25	0.010	2009040578
486	FD-8	6:48	6:05	FD8041409	4/14/2009	6:48	1223TB	1397	3019	4217	<	0.010	0.0024		110	26	0.009	Receipt 4/17/09
487	FD-6	6:30	6:30	FD6041409	4/14/2009	6:30	1224TB	1440	2842	4092	<	0.010	0.0025	<	100	24	0.010	Cr6 Anal 4/23/09
488	FD-4	6:23	6:20	FD4041409	4/14/2009	6:23	1225TB	1437	3027	4350	<	0.010	0.0023	<	100	23	0.010	Part Anal 4/20/09
489	FD-1	6:28	6:35	FD1041409	4/14/2009	6:28	1226TB	1447	3149	4557	<	0.010	0.0022		100	22	0.010	
490	FD-11	5:55	5:40	FD11041509	4/15/2009	5:55	1227TB	1425	2849	4059		0.016	0.0040	<	100	25	0.016	
491	FD-10	5:45	5:55	FD10041509	4/15/2009	5:45	1228TB	1450	3196	4634	<	0.010	0.0022	<	100	22	0.010	
492	FD-9	5:35	6:10	FD9041509	4/15/2009	5:35	1229TB	1475	2866	4228	<	0.010	0.0024	<	100	24	0.010	
493	FD-8	6:05	6:20	FD8041509	4/15/2009	6:05	1232TB	1455	3027	4404	<	0.010	0.0023		120	26	0.008	
494	FD-6	6:30	6:35	FD6041509	4/15/2009	6:30	1233TB	1445	2806	4054	<	0.010	0.0025	<	100	25	0.010	
495	FD-4	6:20	6:45	FD4041509	4/15/2009	6:20	1234TB	1465	3012	4413	<	0.010	0.0023	<	100	23	0.010	
496	FD-1	6:35	6:40	FD1041509	4/15/2009	6:35	1235TB	1445	3158	4563	<	0.010	0.0022		110	23	0.009	
497	FD-11	5:40	5:43	FD11041609	4/16/2009	5:40	1230TB	1443	2863	4132	<	0.010	0.0024		120	28	0.008	
498	FD-10	5:55	5:55	FD10041609	4/16/2009	5:55	1231TB	1440	3197	4604	<	0.010	0.0022		130	28	0.008	
499	FD-9	6:10	6:00	FD9041609	4/16/2009	6:10	1236TB	1430	2863	4093	<	0.010	0.0025		120	30	0.008	
500	FD-8	6:20	6:45	FD8041609	4/16/2009	6:20	801TB	1465	3061	4484	<	0.010	0.0022		120	26	0.008	
501	FD-6	6:35	6:40	FD6041609	4/16/2009	6:35	1297TB	1445	2836	4098	<	0.010	0.0025		140	35	0.007	
502	FD-4	6:45	6:35	FD4041609	4/16/2009	6:45	1332TB	1430	3000	4290	<	0.010	0.0023		120	29	0.008	2009040657
503	FD-1	6:40	6:50	FD1041609	4/16/2009	6:40	1250TB	1450	3158	4579	<	0.010	0.0022		120	26	0.008	Receipt 4/21/09
504	FD-11	5:43	5:40	FD11041709	4/17/2009	5:43	1207TB	4317	2850	12303	<	0.010	0.00082		260	21	0.004	Cr6 Anal 4/24/09
505	FD-10	5:55	5:50	FD10041709	4/17/2009	5:55	1208TB	4315	3147	13581	<	0.010	0.00074		280	21	0.004	Part Anal 4/22/09
506	FD-9	6:00	6:00	FD9041709	4/17/2009	6:00	1209TB	4320	2839	12264	<	0.010	0.00082		320	26	0.003	
507	FD-8	6:45	6:10	FD8041709	4/17/2009	6:45	1210TB	4285	3069	13151		0.015	0.0011		300	23	0.005	
508	FD-6	6:40	6:45	FD6041709	4/17/2009	6:40	1211TB	4325	2856	12351	<	0.010	0.00082		310	25	0.003	
509	FD-4	6:35	6:35	FD4041709	4/17/2009	6:35	1202TB	4320	2978	12864	<	0.010	0.00078		250	19	0.004	
510	FD-1	6:50	6:50	FD1041709	4/17/2009	6:50	1203TB	4320	3141	13571	<	0.010	0.00074		330	24	0.003	

Sample Identification											Results							
Location ID		Start Time	End Time	Field Sample ID	Sample Date	Sample Time	Filter #	Sampling Time (min)	Average Flow Rate (ml/min)	Total Volume (L)	Hexavalent Chromium (ug)		(ug/m3)	Total Particulate (ug)		(ug/m3)	% Cr6	Laboratory Work Order # (LWO#)
511	FD-11	5:40	5:40	FD11042009	4/20/2009	5:40	1198 TB	1440	2848	4101	<	0.010	0.0025	<	100	24	0.010	
512	FD-10	5:50	5:50	FD10042009	4/20/2009	5:50	1199 TB	1440	3179	4577	<	0.010	0.0022	<	100	22	0.010	
513	FD-9	6:00	6:05	FD9042009	4/20/2009	6:00	1200 TB	1445	2845	4111	<	0.010	0.0025	<	100	24	0.010	
514	FD-8	6:10	6:30	FD8042009	4/20/2009	6:10	1201 TB	1460	3090	4511	<	0.010	0.0022	<	100	22	0.010	
515	FD-6	6:45	6:45	FD6042009	4/20/2009	6:45	1204 TB	1440	2840	4089	<	0.010	0.0025		100	25	0.010	
516	FD-4	6:35	6:40	FD4042009	4/20/2009	6:35	1205 TB	1445	2993	4325	<	0.010	0.0023	<	100	23	0.010	
517	FD-1	6:50	6:50	FD1042009	4/20/2009	6:50	1206 TB	1440	3144	4527	<	0.010	0.0022	<	100	22	0.010	
518	FD-11	5:40	5:40	FD11042109	4/21/2009	5:40	775 TB	1440	2811	4048	<	0.010	0.0025	<	100	25	0.010	
519	FD-10	5:50	6:00	FD10042109	4/21/2009	5:50	776 TB	1450	3164	4587	<	0.010	0.0022		120	26	0.008	
520	FD-9	6:05	6:07	FD9042109	4/21/2009	6:05	777 TB	1442	2827	4076	<	0.010	0.0025	<	100	25	0.010	2009040776 Receipt 4/24/09 Cr6 Anal 4/30/09 Part Anal 4/27/09
521	FD-8	6:30	6:11	FD8042109	4/21/2009	6:30	778 TB	1421	3072	4365	<	0.010	0.0023		100	24	0.010	
522	FD-6	6:45	6:35	FD6042109	4/21/2009	6:45	779 TB	1430	2824	4038	<	0.010	0.0025		110	26	0.009	
523	FD-4	6:40	6:45	FD4042109	4/21/2009	6:40	780 TB	1445	2990	4320	<	0.010	0.0023	<	100	23	0.010	
524	FD-1	6:50	6:40	FD1042109	4/21/2009	6:50	781 TB	1430	3110	4448	<	0.010	0.0023		120	27	0.008	
525	FD-11	5:40	6:45	FD11042209	4/22/2009	5:40	790 TB	1505	2727	4104	<	0.010	0.0025	<	100	24	0.010	
526	FD-10	6:00	6:42	FD10042209	4/22/2009	6:00	791 TB	1482	3115	4617	<	0.010	0.0022	<	100	22	0.010	
527	FD-9	6:07	6:36	FD9042209	4/22/2009	6:07	792 TB	1469	2810	4129	<	0.010	0.0024	<	100	24	0.010	
528	FD-8	6:11	6:50	FD8042209	4/22/2009	6:11	793 TB	1479	2904	4296	<	0.010	0.0023	<	100	23	0.010	
529	FD-6	6:35	6:25	FD6042209	4/22/2009	6:35	794 TB	1430	2830	4046	<	0.010	0.0025	<	100	25	0.010	
530	FD-4	6:45	6:16	FD4042209	4/22/2009	6:45	795 TB	1411	2997	4229	<	0.010	0.0024	<	100	24	0.010	
531	FD-1	6:40	6:23	FD1042209	4/22/2009	6:40	796 TB	1423	3103	4416	<	0.010	0.0023	<	100	23	0.010	
532	FD-11	6:45	6:35	FD11042309	4/23/2009	6:45	1089TB	1430	2727	3899	<	0.010	0.0026	<	100	26	0.010	
533	FD-10	6:42	6:32	FD10042309	4/23/2009	6:42	1090TB	1430	3151	4506	<	0.010	0.0022		110	25	0.009	
534	FD-9	6:36	6:27	FD9042309	4/23/2009	6:36	1091TB	1431	2814	4026	<	0.010	0.0025	<	100	25	0.010	
535	FD-8	6:50	6:40	FD8042309	4/23/2009	6:50	1092TB	1430	2890	4132	<	0.010	0.0024		130	32	0.008	
536	FD-6	6:25	6:46	FD6042309	4/23/2009	6:25	1093TB	1461	2808	4102	<	0.010	0.0025		110	28	0.009	
537	FD-4	6:16	6:19	FD4042309	4/23/2009	6:16	1094TB	1443	3012	4346	<	0.010	0.0023	<	100	23	0.010	2009040911 Receipt 4/29/09 Cr6 Anal 5/1/09 Part Anal 4/30/09
538	FD-1	6:23	6:23	FD1042309	4/23/2009	6:23	1196TB	1440	3109	4476	<	0.010	0.0023		120	26	0.008	
539	FD-11	6:35	6:38	FD11042409	4/24/2009	6:35	1095TB	4323	2758	11921	<	0.010	0.00085		380	32	0.003	
540	FD-10	6:32	6:36	FD10042409	4/24/2009	6:32	1096TB	4324	3186	13777	<	0.010	0.00073		370	27	0.003	
541	FD-9	6:27	6:31	FD9042409	4/24/2009	6:27	1097TB	4324	2803	12118	<	0.010	0.00083		420	35	0.002	
542	FD-8	6:40	6:43	FD8042409	4/24/2009	6:40	1107TB	4323	3029	13094	<	0.010	0.00077		440	33	0.002	
543	FD-6	6:46	6:25	FD6042409	4/24/2009	6:46	1108TB	4299	2827	12153	<	0.010	0.00083	<	100	8.2	0.010	
544	FD-4	6:19	6:19	FD4042409	4/24/2009	6:19	1109TB	4320	2956	12768	<	0.010	0.00079		400	31	0.003	
545	FD-1	6:23	6:23	FD1042409	4/24/2009	6:23	1110TB	4320	3070	13263	<	0.010	0.00076		460	35	0.002	
546	FD-11	6:38	6:19	FD11042709	4/27/2009	6:38	1081TB	1421	2771	3937	<	0.010	0.0026		230	59	0.004	
547	FD-10	6:36	6:17	FD10042709	4/27/2009	6:36	1082TB	1421	3136	4456	<	0.010	0.0023		200	46	0.005	
548	FD-9	6:31	6:13	FD9042709	4/27/2009	6:31	1111TB	1422	2770	3939	<	0.010	0.0026		220	55	0.005	
549	FD-8	6:43	6:23	FD8042709	4/27/2009	6:43	1112TB	1420	3010	4274	<	0.010	0.0024		230	53	0.004	
550	FD-6	6:25	6:04	FD6042709	4/27/2009	6:25	1113TB	1419	2795	3966	<	0.010	0.0025		270	67	0.004	
551	FD-4	6:19	6:28	FD4042709	4/27/2009	6:19	1114TB	1449	2932	4248	<	0.010	0.0024		200	48	0.005	
552	FD-1	6:23	6:02	FD1042709	4/27/2009	6:23	1116TB	1419	3034	4305		0.012	0.0028		300	70	0.004	
553	FD-11	6:19	6:33	FD11042809	4/28/2009	6:19	1101TB	1454	2761	4014		0.014	0.0034		230	57	0.006	
554	FD-10	6:17	6:31	FD10042809	4/28/2009	6:17	1102TB	1454	3073	4469	<	0.010	0.0023		150	34	0.007	
555	FD-9	6:13	6:26	FD9042809	4/28/2009	6:13	1103TB	1453	2731	3968		0.012	0.003		160	40	0.008	2009050028 Receipt 5/1/09 Cr6 Anal 5/11/09 Part Anal 5/5/09
556	FD-8	6:23	6:38	FD8042809	4/28/2009	6:23	1104TB	1455	2963	4312		0.010	0.0024		150	36	0.007	
557	FD-6	6:04	6:22	FD6042809	4/28/2009	6:04	1105TB	1458	2787	4063	<	0.010	0.0025		130	31	0.008	

Sample Identification											Results							
Location ID		Start Time	End Time	Field Sample ID	Sample Date	Sample Time	Filter #	Sampling Time (min)	Average Flow Rate (ml/min)	Total Volume (L)	Hexavalent Chromium (ug)		(ug/m3)	Total Particulate (ug)		(ug/m3)	% Cr6	Laboratory Work Order # (LWO#)
558	FD-4	6:28	6:40	FD4042809	4/28/2009	6:28	1106TB	1452	2939	4268	<	0.010	0.0024		200	46	0.005	Anal 5/5/09
559	FD-1	6:02	6:20	FD1042809	4/28/2009	6:02	1117TB	1458	3023	4407	<	0.010	0.0023		130	29	0.008	
560	FD-11	6:33	6:30	FD11042909	4/29/2009	6:33	1031TB	1437	2812	4041	<	0.010	0.0025	<	100	25	0.010	
561	FD-10	6:31	6:28	FD10042909	4/29/2009	6:31	1032TB	1437	3109	4467	<	0.010	0.0023	<	100	22	0.010	
562	FD-9	6:26	6:23	FD9042909	4/29/2009	6:26	1033TB	1437	2718	3906	<	0.010	0.0026	<	100	26	0.010	
563	FD-8	6:38	6:36	FD8042909	4/29/2009	6:38	1035TB	1438	2973	4276	<	0.010	0.0024	<	100	23	0.010	
564	FD-6	6:22	6:15	FD6042909	4/29/2009	6:22	1036TB	1433	2829	4053	<	0.010	0.0025		130	33	0.008	
565	FD-4	6:40	6:41	FD4042909	4/29/2009	6:40	1037TB	1441	2930	4222	<	0.010	0.0024	<	100	24	0.010	
566	FD-1	6:20	6:13	FD1042909	4/29/2009	6:20	1038TB	1433	3059	4384	<	0.010	0.0023		120	27	0.008	
567	FD-11	6:30	6:31	FD11043009	4/30/2009	6:30	967TB	1441	2847	4102	<	0.010	0.0025		140	34	0.007	
568	FD-10	6:28	6:29	FD10043009	4/30/2009	6:28	1018TB	1441	3151	4540	<	0.010	0.0022		110	24	0.009	2009050113
569	FD-9	6:23	6:24	FD9043009	4/30/2009	6:23	1019TB	1441	2751	3964	<	0.010	0.0025	<	100	25	0.010	Receipt 5/5/09 Cr6
570	FD-8	6:36	6:35	FD8043009	4/30/2009	6:36	1020TB	1439	3008	4329	<	0.010	0.0023		110	26	0.009	Anal 5/11/09 Part
571	FD-6	6:15	6:21	FD6043009	4/30/2009	6:15	1021TB	1446	2789	4033	<	0.010	0.0025		27	66	0.037	Anal 5/6/09
572	FD-4	6:41	6:39	FD4043009	4/30/2009	6:41	1022TB	1438	2926	4207	<	0.010	0.0024		120	29	0.008	
573	FD-1	6:13	6:19	FD1043009	4/30/2009	6:13	1023TB	1446	3072	4443	<	0.010	0.0023		190	43	0.005	
574	**Pump found off @ pickup - sample discarded**																	
575	FD-10	6:29	6:18	FD10050109	5/1/2009	6:29	995TB	4309	3125	13466	<	0.010	0.00075		210	15	0.005	2009050113
576	FD-9	6:24	6:13	FD9050109	5/1/2009	6:24	996TB	4309	2752	11857	<	0.010	0.00085		310	26	0.003	Receipt 5/5/09 Cr6
577	FD-8	6:35	6:32	FD8050109	5/1/2009	6:35	997TB	4317	3025	13060		0.010	0.00077		280	22	0.004	Anal 5/11/09 Part
578	FD-6	6:21	6:10	FD6050109	5/1/2009	6:21	998TB	4309	2780	11980	<	0.010	0.00084		260	22	0.004	Anal 5/6/09
579	FD-4	6:39	6:39	FD4050109	5/1/2009	6:39	999TB	4320	2930	12659	<	0.010	0.00080		240	19	0.004	
580	FD-1	6:19	6:08	FD1050109	5/1/2009	6:19	1000TB	4309	3049	13138	<	0.010	0.00077		280	22	0.004	
581	FD-11	8:03	6:34	FD11050409	5/4/2009	8:03	1583TB	1351	2997	4049	<	0.010	0.0025	<	100	25	0.010	
582	FD-10	6:18	6:27	FD10050409	5/4/2009	6:18	1024TB	1449	3087	4473	<	0.010	0.0023	<	100	22	0.010	
583	FD-9	6:13	6:22	FD9050409	5/4/2009	6:13	1025TB	1449	2738	3967	<	0.010	0.0025	<	100	25	0.010	
584	FD-8	6:32	6:40	FD8050409	5/4/2009	6:32	1039TB	1448	2998	4341	<	0.010	0.0023	<	100	23	0.010	
585	FD-6	6:10	6:15	FD6050409	5/4/2009	6:10	1115TB	1445	2760	3989	<	0.010	0.0025		110	27	0.009	
586	FD-4	6:39	6:53	FD4050409	5/4/2009	6:39	1581TB	1454	2922	4249	<	0.010	0.0024	<	100	24	0.010	
587	FD-1	6:08	6:11	FD1050409	5/4/2009	6:08	1582TB	1443	3049	4399	<	0.010	0.0023	<	100	23	0.010	
588	FD-11	6:34	6:19	FD11050509	5/5/2009	6:34	1584TB	1425	2993	4265		0.022	0.0052	<	100	23	0.022	
589	FD-10	6:27	6:17	FD10050509	5/5/2009	6:27	1585TB	1430	3089	4417	<	0.010	0.0023	<	100	23	0.010	
590	FD-9	6:22	6:12	FD9050509	5/5/2009	6:22	1586TB	1430	2755	3940	<	0.010	0.0026	<	100	25	0.010	2009050289
591	FD-8	6:40	6:25	FD8050509	5/5/2009	6:40	1587TB	1425	2973	4236	<	0.010	0.0024	<	100	24	0.010	Receipt 5/8/09 Cr6
592	FD-6	6:15	6:08	FD6050509	5/5/2009	6:15	1588TB	1433	2737	3922	<	0.010	0.0026	<	100	25	0.010	Anal 5/13/09 Part
593	FD-4	6:53	6:32	FD4050509	5/5/2009	6:53	1589TB	1419	2916	4137	<	0.010	0.0024	<	100	24	0.010	Anal 5/1109
594	FD-1	6:11	6:06	FD1050509	5/5/2009	6:11	1590TB	1435	3060	4392	<	0.010	0.0023	<	100	23	0.010	
595	FD-11	6:19	5:58	FD11050609	5/6/2009	6:19	1599TB	1419	3017	4281	<	0.010	0.0024	<	100	23	0.010	
596	FD-10	6:17	6:01	FD10050609	5/6/2009	6:17	1600TB	1424	3096	4409	<	0.010	0.0023	<	100	23	0.010	
597	FD-9	6:12	6:06	FD9050609	5/6/2009	6:12	1602TB	1434	2760	3958	<	0.010	0.0026	<	100	25	0.010	
598	FD-8	6:25	6:18	FD8050609	5/6/2009	6:25	1603TB	1433	3010	4314	<	0.010	0.0023	<	100	23	0.010	
599	FD-6	6:08	6:39	FD6050609	5/6/2009	6:08	1604TB	1471	2768	4072	<	0.010	0.0025		100	26	0.010	
600	FD-4	6:32	6:59	FD4050609	5/6/2009	6:32	1605TB	1467	2937	4308	<	0.010	0.0023		130	31	0.008	
601	FD-1	6:06	6:09	FD1050609	5/6/2009	6:06	1606TB	1443	3054	4408	<	0.010	0.0023	<	100	23	0.010	
602	FD-11	5:58	6:00	FD11050709	5/7/2009	5:58	1556TB	1442	3045	4391	<	0.010	0.0023		130	30	0.008	
603	FD-10	6:01	6:03	FD10050709	5/7/2009	6:01	1557TB	1442	3091	4457	<	0.010	0.0023		120	27	0.008	

Honeywell

Sample Identification											Results							
Location ID		Start Time	End Time	Field Sample ID	Sample Date	Sample Time	Filter #	Sampling Time (min)	Average Flow Rate (ml/min)	Total Volume (L)	Hexavalent Chromium (ug)		(ug/m3)	Total Particulate (ug)		(ug/m3)	% Cr6	Laboratory Work Order # (LWO#)
604	FD-9	6:06	6:07	FD9050709	5/7/2009	6:06	1558TB	1441	2751	3964	<	0.010	0.00236		200	51	0.005	
605	FD-8	6:18	6:20	FD8050709	5/7/2009	6:18	1559TB	1442	3074	4433	<	0.010	0.0023		120	28	0.008	
606	FD-6	6:39	6:16	FD6050709	5/7/2009	6:39	1560TB	1417	2813	3986	<	0.010	0.0025		140	35	0.007	
607	FD-4	6:59	6:25	FD4050709	5/7/2009	6:59	1561TB	1406	2936	4127	<	0.010	0.0025		140	35	0.007	2009050375
608	FD-1	6:09	6:11	FD1050709	5/7/2009	6:09	1562TB	1442	3041	4385	<	0.010	0.0023		150	34	0.007	Receipt 5/12/09
609	FD-11	6:00	6:01	FD11050809	5/8/2009	6:00	1571TB	4321	3036	13118	<	0.010	0.00077		280	22	0.004	Cr6 Anal 5/18/09
610	FD-10	6:03	6:05	FD10050809	5/8/2009	6:03	1572TB	4322	3075	13291	<	0.010	0.00076		220	17	0.005	Part Anal 5/13/09
611	FD-9	6:07	6:10	FD9050809	5/8/2009	6:07	1573TB	4323	2728	11792	<	0.010	0.00086		240	20	0.004	
612	FD-8	6:20	6:20	FD8050809	5/8/2009	6:20	1574TB	4320	3038	13125	<	0.010	0.00077		230	18	0.004	
613	FD-6	6:16	6:26	FD6050809	5/8/2009	6:16	1575TB	4330	2803	12138	<	0.010	0.00083		250	20	0.004	
614	FD-4	6:25	6:31	FD4050809	5/8/2009	6:25	1576TB	4326	2962	12815	<	0.010	0.00079		220	17	0.005	
615	FD-1	6:11	6:24	FD1050809	5/8/2009	6:11	1577TB	4333	3021	13091	<	0.010	0.00077		250	19	0.004	
616	FD-11	6:01	5:56	FD11051109	5/11/2009	6:01	1578 TB	1435	3057	4387	<	0.010	0.0023	<	100	23	0.010	
617	FD-10	6:05	6:00	FD10051109	5/11/2009	6:05	1579 TB	1435	3074	4410	<	0.010	0.0023	<	100	23	0.010	
618	FD-9	6:10	6:03	FD9051109	5/11/2009	6:10	1580 TB	1433	2740	3926	<	0.010	0.0026	<	100	25	0.010	
619	FD-8	6:20	6:06	FD8051109	5/11/2009	6:20	1531 TB	1426	2982	4252	<	0.010	0.0024	<	100	24	0.010	
620	FD-6	6:26	6:22	FD6051109	5/11/2009	6:26	1532 TB	1436	2748	3945	<	0.010	0.0026	<	100	25	0.010	
621	FD-4	6:31	6:36	FD4051109	5/11/2009	6:31	1533 TB	1445	2969	4290	<	0.010	0.0024	<	100	23	0.010	
622	FD-1	6:24	6:19	FD1051109	5/11/2009	6:24	1534 TB	1435	3017	4329	<	0.010	0.0023	<	100	23	0.010	
623	FD-11	5:56	6:07	FD11051209	5/12/2009	5:56	1535 TB	1451	3066	4449	<	0.010	0.0023		120	27	0.008	
624	FD-10	6:00	6:11	FD10051209	5/12/2009	6:00	1536 TB	1451	3083	4474	<	0.010	0.0023	<	100	22	0.010	2009050480
625	FD-9	6:03	6:16	FD9051209	5/12/2009	6:03	1537 TB	1453	2741	3983	<	0.010	0.0025		110	29	0.009	Receipt 5/15/09
626	FD-8	6:06	6:18	FD8051209	5/12/2009	6:06	1538 TB	1452	2981	4329	<	0.010	0.0023		120	27	0.008	Cr6 Anal 5/20/09
627	FD-6	6:22	6:31	FD6051209	5/12/2009	6:22	1539 TB	1449	2723	3946	<	0.010	0.0026		130	34	0.008	Part Anal 5/18/09
628	FD-4	6:36	6:36	FD4051209	5/12/2009	6:36	1540 TB	1440	2934	4224	<	0.010	0.0024		100	25	0.010	
629	FD-1	6:19	6:28	FD1051209	5/12/2009	6:19	1541 TB	1449	3024	4381	<	0.010	0.0023		170	39	0.006	
630	FD-11	6:07	6:00	FD11051309	5/13/2009	6:07	1550 TB	1433	3041	4358	<	0.010	0.0023		220	50	0.005	
631	FD-10	6:11	6:04	FD10051309	5/13/2009	6:11	1551 TB	1433	3092	4431	<	0.010	0.0023		120	26	0.008	
632	FD-9	6:16	6:08	FD9051309	5/13/2009	6:16	1552 TB	1432	2722	3897	<	0.010	0.0026		120	32	0.008	
633	FD-8	6:18	6:10	FD8051309	5/13/2009	6:18	1553 TB	1432	2974	4259	<	0.010	0.0024		120	27	0.008	
634	FD-6	6:31	6:23	FD6051309	5/13/2009	6:31	1554 TB	1432	2732	3913	<	0.010	0.0026		150	39	0.007	
635	FD-4	6:36	6:38	FD4051309	5/13/2009	6:36	1555 TB	1442	2942	4242	<	0.010	0.0024		140	34	0.007	
636	FD-1	6:28	6:20	FD1051309	5/13/2009	6:28	1506 TB	1432	3023	4329	<	0.010	0.0023		150	35	0.007	
637	FD-11	6:00	5:58	FD11051409	5/14/2009	6:00	1507TB	1438	3024	4348	<	0.010	0.0023		190	43	0.005	
638	FD-10	6:04	6:02	FD10051409	5/14/2009	6:04	1508TB	1438	3063	4404	<	0.010	0.0023		120	26	0.008	
639	FD-9	6:08	6:06	FD9051409	5/14/2009	6:08	1509TB	1438	2725	3918	<	0.010	0.0026		140	36	0.007	
640	FD-8	6:10	6:09	FD8051409	5/14/2009	6:10	1510TB	1439	2992	4305	<	0.010	0.0024		110	25	0.009	
641	FD-6	6:23	6:19	FD6051409	5/14/2009	6:23	1511TB	1436	2737	3930	<	0.010	0.0026		150	37	0.007	
642	FD-4	6:38	6:25	FD4051409	5/14/2009	6:38	1512TB	1427	2936	4190	<	0.010	0.0024		110	27	0.009	2009050579
643	FD-1	6:20	6:21	FD1051409	5/14/2009	6:20	1513TB	1441	3016	4347	<	0.010	0.0023		160	37	0.006	Receipt 5/19/09
644	FD-11	5:58	6:12	FD11051509	5/15/2009	5:58	1522TB	4334	3003	13016	<	0.010	0.00078		380	30	0.003	Cr6 Anal 5/22/09
645	FD-10	6:02	6:17	FD10051509	5/15/2009	6:02	1523TB	4335	3032	13143	<	0.010	0.00077		190	14	0.005	Part Anal 5/21/09
646	FD-9	6:06	6:20	FD9051509	5/15/2009	6:06	1524TB	4334	2711	11748	<	0.010	0.00086		200	17	0.005	
647	FD-8	6:09	6:23	FD8051509	5/15/2009	6:09	1525TB	4334	2971	12877	<	0.010	0.00079		240	19	0.004	
648	FD-6	6:19	6:34	FD6051509	5/15/2009	6:19	1526TB	4335	2729	11831	<	0.010	0.00086		270	23	0.004	
649	FD-4	6:25	7:11	FD4051509	5/15/2009	6:25	1527TB	4366	2912	12716	<	0.010	0.00080		260	21	0.004	

Sample Identification											Results							
Location ID		Start Time	End Time	Field Sample ID	Sample Date	Sample Time	Filter #	Sampling Time (min)	Average Flow Rate (ml/min)	Total Volume (L)	Hexavalent Chromium (ug)		(ug/m3)	Total Particulate (ug)		(ug/m3)	% Cr6	Laboratory Work Order # (LWO#)
650	FD-1	6:21	6:34	FD1051509	5/15/2009	6:21	1528TB	4333	3017	13072	<	0.010	0.00078		280	22	0.004	
651	FD-11	6:12	6:43	FD11051809	5/18/2009	6:12	1501TB	1471	3016	4437	<	0.010	0.0023	<	100	23	0.010	
652	FD-10	6:17	6:41	FD10051809	5/18/2009	6:17	1502TB	1464	3055	4473	<	0.010	0.0023	<	100	22	0.010	
653	FD-9	6:20	6:39	FD9051809	5/18/2009	6:20	1503TB	1459	2716	3962	<	0.010	0.0026	<	100	25	0.010	
654	FD-8	6:23	6:50	FD8051809	5/18/2009	6:23	1504TB	1467	2984	4377	<	0.010	0.0023	<	100	23	0.010	
655	FD-6	6:34	6:03	FD6051809	5/18/2009	6:34	1505TB	1409	2715	3826	<	0.010	0.0026	<	100	26	0.010	
656	FD-4	7:11	6:25	FD4051809	5/18/2009	7:11	1529TB	1394	2904	4048	<	0.010	0.0025		100	26	0.010	
657	FD-1	6:34	6:02	FD1051809	5/18/2009	6:34	1530TB	1408	3056	4302	<	0.010	0.0024		110	26	0.009	
658	FD-11	6:43	6:51	FD11051909	5/19/2009	6:43	1490TB	1448	3020	4373	<	0.010	0.0023		190	43	0.005	
659	FD-10	6:41	6:50	FD10051909	5/19/2009	6:41	1491TB	1449	3047	4415	<	0.010	0.0023	<	100	23	0.010	
660	FD-9	6:39	6:45	FD9051909	5/19/2009	6:39	1492TB	1446	2716	3928	<	0.010	0.0026		100	26	0.010	2009050685 Receipt 5/22/09 Cr6 Anal 5/29/09 Part Anal 5/26/09
661	FD-8	6:50	6:32	FD8051909	5/19/2009	6:50	1493TB	1422	3022	4298	<	0.010	0.0024	<	100	23	0.010	
662	FD-6	6:03	6:11	FD6051909	5/19/2009	6:03	1494TB	1448	2780	4025	<	0.010	0.0025		140	35	0.007	
663	FD-4	6:25	6:28	FD4051909	5/19/2009	6:25	1495TB	1443	2912	4202	<	0.010	0.0024		190	45	0.005	
664	FD-1	6:02	6:10	FD1051909	5/19/2009	6:02	1496TB	1448	3089	4473	<	0.010	0.0023		140	32	0.007	
665	FD-11	6:51	6:41	FD11052009	5/20/2009	6:51	1456TB	1430	2993	4279	<	0.010	0.0024		340	79	0.003	
666	FD-10	6:50	6:39	FD10052009	5/20/2009	6:50	1457TB	1429	3009	4300	<	0.010	0.0024		180	41	0.006	
667	FD-9	6:45	6:35	FD9052009	5/20/2009	6:45	1458TB	1430	2709	3873	<	0.010	0.0026		150	38	0.007	
668	FD-8	6:32	6:47	FD8052009	5/20/2009	6:32	1459TB	1455	2976	4330	<	0.010	0.0023		170	39	0.006	
669	FD-6	6:11	6:07	FD6052009	5/20/2009	6:11	1460TB	1436	2758	3961	<	0.010	0.0026		200	51	0.005	
670	FD-4	6:28	6:28	FD4052009	5/20/2009	6:28	1461TB	1440	2915	4197	<	0.010	0.0024		180	44	0.006	
671	FD-1	6:10	6:05	FD1052009	5/20/2009	6:10	1462TB	1435	3091	4435	<	0.010	0.0023		230	52	0.004	
672	FD-11	6:41	6:52	FD11052109	5/21/2009	6:41	1471TB	1451	2978	4321	<	0.010	0.0023		280	64	0.004	
673	FD-10	6:39	6:50	FD10052109	5/21/2009	6:39	1472TB	1451	2987	4334	<	0.010	0.0023	<	100	23	0.010	
674	FD-9	6:35	6:46	FD9052109	5/21/2009	6:35	1473TB	1451	2683	3893	<	0.010	0.0026		120	31	0.008	
675	FD-8	6:47	6:31	FD8052109	5/21/2009	6:47	1474TB	1424	2974	4235	<	0.010	0.0024	<	100	24	0.010	
676	FD-6	6:07	6:16	FD6052109	5/21/2009	6:07	1475TB	1449	2689	3896	<	0.010	0.0026		140	35	0.007	
677	FD-4	6:28	6:24	FD4052109	5/21/2009	6:28	1476TB	1436	2931	4209	<	0.010	0.0024		260	62	0.004	2009050794 Receipt 5/27/09 Cr6 Anal 6/2/09 Part Anal 5/28/09
678	FD-1	6:05	6:15	FD1052109	5/21/2009	6:05	1477TB	1450	3077	4461	<	0.010	0.0023		170	37	0.006	
679	FD-11	6:52	6:45	FD11052209	5/22/2009	6:52	1478TB	5753	2951	16978	<	0.010	0.00060		600	36	0.002	
680	FD-10	6:50	6:43	FD10052209	5/22/2009	6:50	1479TB	5753	2968	17076	<	0.010	0.00059		360	21	0.003	
681	FD-9	6:46	6:38	FD9052209	5/22/2009	6:46	1480TB	5752	2642	15197	<	0.010	0.00067		360	24	0.003	
682	FD-8	6:31	6:51	FD8052209	5/22/2009	6:31	1489TB	5780	2965	17138	<	0.010	0.00059		420	25	0.002	
683	FD-6	6:16	6:13	FD6052209	5/22/2009	6:16	1497TB	5757	2701	15547	<	0.010	0.00065		420	27	0.002	
684	FD-4	6:24	6:31	FD4052209	5/22/2009	6:24	1498TB	5767	2940	16954	<	0.010	0.00060		660	39	0.002	
685	FD-1	6:15	6:00	FD1052209	5/22/2009	6:15	1499TB	5745	3027	17393	<	0.010	0.00058		410	24	0.002	
686	FD-11	6:45	6:26	FD11052609	5/26/2009	6:45	1704TB	1421	2961	4208	<	0.010	0.0024		180	44	0.006	
687	FD-10	6:43	6:24	FD10052609	5/26/2009	6:43	1705TB	1421	2974	4225	<	0.010	0.0024	<	100	24	0.010	
688	FD-9	6:38	6:19	FD9052609	5/26/2009	6:38	1706TB	1421	2687	3818	<	0.010	0.0027	<	100	26	0.010	
689	FD-8	6:51	6:32	FD8052609	5/26/2009	6:51	1707TB	1421	2969	4219	<	0.010	0.0024		110	26	0.009	
690	FD-6	6:13	6:15	FD6052609	5/26/2009	6:13	1708TB	1442	2719	3920	<	0.010	0.0026		130	33	0.008	
691	FD-4	6:31	6:38	FD4052609	5/26/2009	6:31	1709TB	1447	2937	4249	<	0.010	0.0024		150	36	0.007	2009050930 Receipt 5/29/09 Cr6 Anal 6/4/09 Part Anal 6/1/09
692	FD-1	6:00	6:14	FD1052609	5/26/2009	6:00	1710TB	1454	3041	4421	<	0.010	0.0023		150	33	0.007	
693	FD-11	6:26	6:53	FD11052709	5/27/2009	6:26	1719TB	1467	2970	4357	<	0.010	0.0023		160	37	0.006	
694	FD-10	6:24	6:52	FD10052709	5/27/2009	6:24	1720TB	1468	2965	4352	<	0.010	0.0023		140	31	0.007	
695	FD-9	6:19	6:48	FD9052709	5/27/2009	6:19	1721TB	1469	2711	3983	<	0.010	0.0025		140	36	0.007	
696	FD-8	6:32	6:43	FD8052709	5/27/2009	6:32	1722TB	1451	2991	4339	<	0.010	0.0023		160	37	0.006	

Sample Identification											Results							
Location ID		Start Time	End Time	Field Sample ID	Sample Date	Sample Time	Filter #	Sampling Time (min)	Average Flow Rate (ml/min)	Total Volume (L)	Hexavalent Chromium (ug)		(ug/m3)	Total Particulate (ug)		(ug/m3)	% Cr6	Laboratory Work Order # (LWO#)
697	FD-6	6:15	6:16	FD6052709	5/27/2009	6:15	1723TB	1441	2750	3963	<	0.010	0.0026		160	42	0.006	
698	FD-4	6:38	5:46	FD4052709	5/27/2009	6:38	1724TB	1388	2928	4064	<	0.010	0.0025		260	64	0.004	
699	FD-1	6:14	6:15	FD1052709	5/27/2009	6:14	1725TB	1441	3076	4432	<	0.010	0.0023		230	51	0.004	
700	FD-11	6:53	6:46	FD11052809	5/28/2009	6:53	1811 TB	1433	2942	4216	<	0.010	0.0024		120	22	0.008	
701	FD-10	6:52	6:44	FD10052809	5/28/2009	6:52	1825 TB	1432	2925	4189	<	0.010	0.0024	<	100	22	0.010	
702	FD-9	6:48	6:40	FD9052809	5/28/2009	6:48	1826 TB	1432	2670	3824	<	0.010	0.0027		100	22	0.010	
703	FD-8	6:43	6:50	FD8052809	5/28/2009	6:43	1828 TB	1447	2973	4302	<	0.010	0.0024		130	22	0.008	
704	**Pump failure - sample discarded - charger faulty**																	
705	FD-4	5:46	6:55	FD4052809	5/28/2009	5:46	1830 TB	1509	2921	4407		0.013	0.0029		210	22	0.006	2009060073
706	FD-1	6:15	6:34	FD1052809	5/28/2009	6:15	1832 TB	1459	3042	4438	<	0.010	0.0023		220	22	0.005	Receipt 6/2/09 Cr6
707	FD-11	6:46	6:33	FD11052909	5/29/2009	6:46	1835 TB	4307	2956	12731	<	0.010	0.00080		260	22	0.004	Anal 6/5/09 Part
708	FD-10	6:44	6:31	FD10052909	5/29/2009	6:44	1836 TB	4307	2935	12643	<	0.010	0.00080		220	22	0.005	Anal 6/3/09
709	FD-9	6:40	6:26	FD9052909	5/29/2009	6:40	1837 TB	4306	2679	11534	<	0.010	0.00088		280	22	0.004	
710	FD-8	6:50	6:40	FD8052909	5/29/2009	6:50	1838 TB	4310	2957	12746	<	0.010	0.00080		310	22	0.003	
711	**Pump failure - sample discarded - charger faulty**																	
712	FD-4	6:55	6:15	FD4052909	5/29/2009	6:55	1840 TB	4280	2925	12519	<	0.010	0.00081		240	22	0.004	
713	FD-1	6:34	6:19	FD1052909	5/29/2009	6:34	1841 TB	4305	3027	13030	<	0.010	0.00078		260	22	0.004	
714	FD-11	6:33	6:41	FD11060109	6/1/2009	6:33	1842 TB	1448	2980	4315	<	0.010	0.0024		140	32	0.007	
715	FD-10	6:31	6:39	FD10060109	6/1/2009	6:31	1843 TB	1448	2940	4257	<	0.010	0.0024	<	100	23	0.010	
716	FD-9	6:26	6:35	FD9060109	6/1/2009	6:26	1844 TB	1449	2693	3902	<	0.010	0.0026		110	28	0.009	
717	FD-8	6:40	6:48	FD8060109	6/1/2009	6:40	1845 TB	1448	2969	4299	<	0.010	0.0024		110	26	0.009	
718	FD-6	7:24	6:26	FD6060109	6/1/2009	7:24	1846 TB	1382	2940	4064	<	0.010	0.0025		130	32	0.008	
719	FD-4	6:15	6:11	FD4060109	6/1/2009	6:15	1847 TB	1436	2902	4167	<	0.010	0.0024		140	33	0.007	
720	FD-1	6:19	6:25	FD1060109	6/1/2009	6:19	1848 TB	1446	3068	4436	<	0.010	0.0023		140	30	0.007	
721	FD-11	6:41	6:30	FD11060209	6/2/2009	6:41	1859 TB	1429	2952	4219	<	0.010	0.0024		200	48	0.005	
722	FD-10	6:39	6:28	FD10060209	6/2/2009	6:39	1860 TB	1429	2898	4142	<	0.010	0.0024		170	42	0.006	2009060233
723	FD-9	6:35	6:24	FD9060209	6/2/2009	6:35	1861 TB	1429	2666	3810	<	0.010	0.0027		190	49	0.005	Receipt 6/8/09 Cr6
724	FD-8	6:48	6:35	FD8060209	6/2/2009	6:48	1862 TB	1427	2988	4264	<	0.010	0.0024		160	37	0.006	Anal 6/11/09 Part
725	FD-6	6:26	6:19	FD6060209	6/2/2009	6:26	1863 TB	1433	2926	4193	<	0.010	0.0024		190	46	0.005	Anal 6/9/09
726	FD-4	6:11	6:39	FD4060209	6/2/2009	6:11	1864 TB	1468	2873	4218		0.034	0.0081		380	91	0.009	
727	FD-1	6:25	6:18	FD1060209	6/2/2009	6:25	1865 TB	1433	3090	4428	<	0.010	0.0023		120	28	0.008	
728	FD-11	6:30	6:39	FD11060309	6/3/2009	6:30	1866 TB	1449	2909	4215	<	0.010	0.0024		160	38	0.006	
729	FD-10	6:28	6:37	FD10060309	6/3/2009	6:28	1867 TB	1449	2876	4168	<	0.010	0.0024		150	35	0.007	
730	FD-9	6:24	6:33	FD9060309	6/3/2009	6:24	1868 TB	1449	2647	3835	<	0.010	0.0026	<	100	26	0.010	
731	FD-8	6:35	6:44	FD8060309	6/3/2009	6:35	1869 TB	1449	2959	4287	<	0.010	0.0024		110	25	0.009	
732	FD-6	6:19	6:21	FD6060309	6/3/2009	6:19	1870 TB	1442	2920	4210	<	0.010	0.0024		130	30	0.008	
733	FD-4	6:39	6:10	FD4060309	6/3/2009	6:39	1871 TB	1411	2880	4064	<	0.010	0.0025	<	100	25	0.010	
734	FD-1	6:18	6:20	FD1060309	6/3/2009	6:18	1872 TB	1442	3073	4431	<	0.010	0.0023		160	36	0.006	
735	FD-11	6:39	6:26	FD11060409	6/4/2009	6:39	1873 tb	1427	2930	4180	<	0.010	0.0024		140	33	0.007	
736	FD-10	6:37	6:24	FD10060409	6/4/2009	6:37	1874 tb	1427	2889	4122	<	0.010	0.0025		140	34	0.007	
737	FD-9	6:33	6:19	FD9060409	6/4/2009	6:33	1875 tb	1426	2675	3814	<	0.010	0.0027		160	42	0.006	
738	FD-8	6:44	6:32	FD8060409	6/4/2009	6:44	1876 tb	1428	2953	4217	<	0.010	0.0024		290	68	0.003	
739	FD-6	6:21	6:15	FD6060409	6/4/2009	6:21	1877 TB	1434	2914	4179	<	0.010	0.0024		130	31	0.008	
740	FD-4	6:10	6:36	FD4060409	6/4/2009	6:10	1878 TB	1466	2859	4191	<	0.010	0.0024		130	30	0.008	2009060309
741	FD-1	6:20	6:14	FD1060409	6/4/2009	6:20	1879 TB	1434	3068	4399	<	0.010	0.0023		140	33	0.007	Receipt 6/9/09 Cr6
742	FD-11	6:26	6:28	FD11060509	6/5/2009	6:26	1888 TB	4322	2956	12776	<	0.010	0.00079		260	20	0.004	Anal 6/15/09 Part

Sample Identification											Results							
Location ID		Start Time	End Time	Field Sample ID	Sample Date	Sample Time	Filter #	Sampling Time (min)	Average Flow Rate (ml/min)	Total Volume (L)	Hexavalent Chromium (ug)		(ug/m3)	Total Particulate (ug)		(ug/m3)	% Cr6	Laboratory Work Order # (LWO#)
743	FD-10	6:24	6:26	FD10060509	6/5/2009	6:24	1889 TB	4322	2912	12584	<	0.010	0.00081		210	17	0.005	Anal 6/10/09
744	FD-9	6:19	6:22	FD9060509	6/5/2009	6:19	1890 TB	4323	2709	11710	<	0.010	0.00087		230	20	0.004	
745	FD-8	6:32	6:36	FD8060509	6/5/2009	6:32	1891 TB	4324	2962	12808	<	0.010	0.00079		230	18	0.004	
746	FD-6	6:15	6:19	FD6060509	6/5/2009	6:15	1892 TB	4324	2908	12574	<	0.010	0.00081		280	22	0.004	
747	FD-4	6:36	6:41	FD4060509	6/5/2009	6:36	1893 TB	4325	2827	12226	<	0.010	0.00083		230	19	0.004	
748	FD-1	6:14	6:18	FD1060509	6/5/2009	6:14	1894 TB	4324	3066	13255	<	0.010	0.00077		280	21	0.004	
749	FD-11	6:28	6:24	FD11060809	6/8/2009	6:28	1895TB	1436	2997	4304	<	0.010	0.0024		650	150	0.002	
750	FD-10	6:26	6:20	FD10060809	6/8/2009	6:26	1896TB	1434	2883	4134	<	0.010	0.0025		290	71	0.003	
751	FD-9	6:22	6:18	FD9060809	6/8/2009	6:22	1897TB	1436	2669	3833	<	0.010	0.0026		230	60	0.004	
752	FD-8	6:36	6:32	FD8060809	6/8/2009	6:36	1898TB	1436	2938	4219	<	0.010	0.0024		340	80	0.003	
753	FD-6	6:19	6:09	FD6060809	6/8/2009	6:19	1899TB	1430	2891	4134	<	0.010	0.0025		230	57	0.004	
754	FD-4	6:41	6:59	FD4060809	6/8/2009	6:41	1900TB	1458	2886	4208	<	0.010	0.0024		230	54	0.004	
755	FD-1	6:18	6:08	FD1060809	6/8/2009	6:18	1901TB	1430	3066	4385	<	0.010	0.0023		260	60	0.004	
756	FD-11	6:24	6:42	FD11060909	6/9/2009	6:24	1739TB	1458	3031	4419	<	0.010	0.0023		200	46	0.005	
757	FD-10	6:20	6:40	FD10060909	6/9/2009	6:20	1740TB	1460	2845	4153	<	0.010	0.0024		140	34	0.007	
758	FD-9	6:18	6:36	FD9060909	6/9/2009	6:18	1741TB	1458	2658	3875	<	0.010	0.0026		120	31	0.008	2009060455
759	FD-8	6:32	6:49	FD8060909	6/9/2009	6:32	1742TB	1457	2926	4264	<	0.010	0.0024		180	43	0.006	Receipt 6/12/09
760	FD-6	6:09	6:29	FD6060909	6/9/2009	6:09	1743TB	1460	2899	4232	<	0.010	0.0024		140	33	0.007	Cr6 Anal 6/17/09
761	FD-4	6:59	6:55	FD4060909	6/9/2009	6:59	1744TB	1436	2933	4212	<	0.010	0.0024		130	30	0.008	Part Anal 6/15/09
762	FD-1	6:08	6:28	FD1060909	6/9/2009	6:08	1745TB	1460	3061	4469	<	0.010	0.0023		130	30	0.008	
763	FD-11	6:42	6:53	FD11061009	6/10/2009	6:42	1746TB	1451	3029	4395	<	0.010	0.0023		140	32	0.007	
764	FD-10	6:40	6:49	FD10061009	6/10/2009	6:40	1747TB	1449	2880	4174	<	0.010	0.0024		110	27	0.009	
765	FD-9	6:36	6:45	FD9061009	6/10/2009	6:36	1748TB	1449	2672	3871	<	0.010	0.0026		120	32	0.008	
766	FD-8	6:49	6:58	FD8061009	6/10/2009	6:49	1749TB	1449	2944	4266	<	0.010	0.0024		230	53	0.004	
767	FD-6	6:29	6:36	FD6061009	6/10/2009	6:29	1902TB	1447	2896	4190	<	0.010	0.0024		120	30	0.008	
768	FD-4	6:55	6:30	FD4061009	6/10/2009	6:55	1903TB	1415	2920	4132	<	0.010	0.0025		130	31	0.008	
769	FD-1	6:28	6:34	FD1061009	6/10/2009	6:28	1904TB	1446	3070	4439	<	0.010	0.0023		140	32	0.007	
770	FD-11	6:53	6:37	FD11061109	6/11/2009	6:53	1750TB	1424	3043	4333	<	0.010	0.0023		120	27	0.008	
771	FD-10	6:49	6:35	FD10061109	6/11/2009	6:49	1751TB	1426	2920	4164	<	0.010	0.0024		140	34	0.007	
772	FD-9	6:45	6:31	FD9061109	6/11/2009	6:45	1752TB	1426	2683	3826	<	0.010	0.0027		130	35	0.008	
773	FD-8	6:58	6:42	FD8061109	6/11/2009	6:58	1753TB	1424	2946	4195	<	0.010	0.0024		130	31	0.008	
774	FD-6	6:36	6:28	FD6061109	6/11/2009	6:36	1754TB	1432	2873	4114	<	0.010	0.0025		160	38	0.006	
775	FD-4	6:30	6:51	FD4061109	6/11/2009	6:30	1755TB	1461	2909	4251	<	0.010	0.0024		200	48	0.005	2009060547
776	FD-1																	Receipt 6/16/09
777	FD-11	6:37	6:49	FD11061209	6/12/2009	6:37	1765TB	4332	3052	13222	<	0.010	0.00077		250	19	0.004	Cr6 Anal 6/22/09
778	FD-10	6:35	6:47	FD10061209	6/12/2009	6:35	1766TB	4332	2896	12546	<	0.010	0.00081		140	11	0.007	Part Anal 6/19/09
779	FD-9	6:31	6:43	FD9061209	6/12/2009	6:31	1767TB	4332	2679	11605	<	0.010	0.00087		230	20	0.004	
780	FD-8	6:42	6:55	FD8061209	6/12/2009	6:42	1768TB	4333	2934	12714	<	0.010	0.00080		190	15	0.005	
781	FD-6	6:28	6:39	FD6061209	6/12/2009	6:28	1769TB	4331	2872	12440	<	0.010	0.00082		240	20	0.004	
782	FD-4	6:51	6:34	FD4061209	6/12/2009	6:51	1770TB	4303	2916	12545	<	0.010	0.00081		240	19	0.004	
783	FD-1	8:40	6:38	FD1061209	6/12/2009	8:40	1771TB	4198	2929	12298	<	0.010	0.00082		240	20	0.004	
784	FD-11	**Sample dropped off intake fitting - time unknown - sample discarded**																
785	FD-10	6:47	6:49	FD10061509	6/15/2009	6:47	1773 TB	1442	2928	4223	<	0.010	0.0024	<	100	24	0.010	
786	FD-9	6:43	6:45	FD9061509	6/15/2009	6:43	1774 TB	1442	2661	3838	<	0.010	0.0026	<	100	26	0.010	
787	FD-8	6:55	6:58	FD8061509	6/15/2009	6:55	1775 TB	1443	2926	4223	<	0.010	0.0024	<	100	24	0.010	
788	FD-6	6:39	6:36	FD6061509	6/15/2009	6:39	1776 TB	1437	2860	4110	<	0.010	0.0024	<	100	24	0.010	

Sample Identification											Results							
Location ID		Start Time	End Time	Field Sample ID	Sample Date	Sample Time	Filter #	Sampling Time (min)	Average Flow Rate (ml/min)	Total Volume (L)	Hexavalent Chromium (ug)		(ug/m3)	Total Particulate (ug)		(ug/m3)	% Cr6	Laboratory Work Order # (LWO#)
789	FD-4	6:34	6:31	FD4061509	6/15/2009	6:34	1777 TB	1437	2880	4139	<	0.010	0.0024	<	100	24	0.010	2009060745 Receipt 6/22/09 Cr6 Anal 6/25/09 Part Anal 6/23/09
790	FD-1	6:38	6:35	FD1061509	6/15/2009	6:38	1778 TB	1437	2780	3995	<	0.010	0.0025	<	100	25	0.010	
791	FD-11	6:51	6:09	FD11061609	6/16/2009	6:51	1779 TB	1398	2994	4185	<	0.010	0.0024		110	27	0.009	
792	FD-10	Sample lost																
793	FD-9	6:45	6:18	FD9061609	6/16/2009	6:45	1781 TB	1413	2665	3766	<	0.010	0.0027	<	100	27	0.010	
794	FD-8	6:58	6:21	FD8061609	6/16/2009	6:58	1782 TB	1403	2942	4127	<	0.010	0.0024	<	100	24	0.010	
795	FD-6	6:36	6:39	FD6061609	6/16/2009	6:36	1783 TB	1443	2860	4127	<	0.010	0.0024		110	28	0.009	
796	FD-4	6:31	6:44	FD4061609	6/16/2009	6:31	1784 TB	1453	2849	4140	<	0.010	0.0024	<	100	24	0.010	
797	FD-1	6:35	6:36	FD1061609	6/16/2009	6:35	1785 TB	1441	2750	3963	<	0.010	0.0025	<	100	25	0.010	
798	FD-11	6:09	6:50	FD11061709	6/17/2009	6:09	1794 TB	1481	2994	4434	<	0.010	0.0023		120	28	0.008	
799	FD-10	6:49	6:45	FD10061709	6/17/2009	6:49	1795 TB	1436	2926	4202	<	0.010	0.0024	<	100	24	0.010	
800	FD-9	6:45	6:40	FD9061709	6/17/2009	6:45	1796 TB	1435	2674	3838	<	0.010	0.0026	<	100	26	0.010	
801	FD-8	6:58	6:54	FD8061709	6/17/2009	6:58	1797 TB	1436	2977	4275	<	0.010	0.0023	<	100	23	0.010	
802	FD-6	6:36	6:33	FD6061709	6/17/2009	6:36	1798 TB	1437	2890	4153	<	0.010	0.0024	<	100	24	0.010	
803	FD-4	6:31	6:28	FD4061709	6/17/2009	6:31	1799 TB	1437	2860	4109	<	0.010	0.0024	<	100	24	0.010	
804	FD-1	6:35	6:32	FD1061709	6/17/2009	6:35	1800 TB	1437	2790	4009	<	0.010	0.0025	<	100	25	0.010	
805	FD-11	6:50	6:34	FD11061809	6/18/2009	6:50	1801TB	1424	3017	4296	<	0.010	0.0023		230	54	0.004	2009060826 Receipt 6/23/09 Cr6 Anal 6/26/09 Part Anal 6/25/09
806	FD-10	6:45	6:36	FD10061809	6/18/2009	6:45	1802TB	1431	2954	4226	<	0.010	0.0024		120	29	0.008	
807	FD-9	6:40	6:29	FD9061809	6/18/2009	6:40	1803TB	1429	2691	3846	<	0.010	0.0026		110	29	0.009	
808	FD-6	6:33	6:22	FD6061809	6/18/2009	6:33	1805TB	1429	2916	4167	<	0.010	0.0024		140	34	0.007	
809	FD-4	6:28	6:18	FD4061809	6/18/2009	6:28	1806TB	1430	2849	4074	<	0.010	0.0025		120	30	0.008	
810	FD-1	6:32	6:21	FD1061809	6/18/2009	6:32	1807TB	1429	2854	4078	<	0.010	0.0025		140	34	0.007	
811	FD-11	6:34	6:33	FD11061909	6/19/2009	6:34	1819TB	4319	2995	12936	<	0.010	0.00078		170	13	0.006	
812	FD-10	6:36	6:30	FD10061909	6/19/2009	6:36	1820TB	4314	2924	12615	<	0.010	0.00080		150	12	0.007	
813	FD-9	6:29	6:27	FD9061909	6/19/2009	6:29	1821TB	4318	2657	11471	<	0.010	0.00087		190	16	0.005	
814	FD-8	9:25	6:36	FD8061909	6/19/2009	9:25	1822TB	4151	2987	12399	<	0.010	0.00081		130	11	0.008	
815	FD-6	6:22	6:23	FD6061909	6/19/2009	6:22	1823TB	4321	2881	12450	<	0.010	0.00081		160	13	0.006	
816	FD-4	6:18	6:43	FD4061909	6/19/2009	6:18	1824TB	4345	2852	12392	<	0.010	0.00081		170	14	0.006	
817	FD-1	6:21	6:20	FD1061909	6/19/2009	6:21	2901TB	4319	2817	12168	<	0.010	0.00082		160	13	0.006	
818	FD-11	6:33	6:38	FD11062209	6/22/2009	6:33	FILTER	AIR	2979	4305	<	0.010	0.0024	<	100	23	0.010	2009060961 Receipt 6/29/09 Cr6 Anal 7/6/09 Part Anal 6/30/09
819	FD-10	6:30	6:36	FD10062209	6/22/2009	6:30	FILTER	AIR	2912	4211	<	0.010	0.0024	<	100	24	0.010	
820	FD-9	6:27	6:33	FD9062209	6/22/2009	6:27	FILTER	AIR	2618	3785	<	0.010	0.0027	<	100	26	0.010	
821	FD-8	6:36	6:44	FD8062209	6/22/2009	6:36	FILTER	AIR	2971	4302	<	0.010	0.0024	<	100	23	0.010	
822	FD-6	6:23	6:30	FD6062209	6/22/2009	6:23	FILTER	AIR	2806	4060	<	0.010	0.0025	<	100	25	0.010	
823	FD-4	6:43	6:25	FD4062209	6/22/2009	6:43	FILTER	AIR	2860	4067	<	0.010	0.0025	<	100	25	0.010	
824	FD-1	6:20	6:29	FD1062209	6/22/2009	6:20	FILTER	AIR	2755	3992	<	0.010	0.0025	<	100	25	0.010	
825	FD-11	6:38	6:30	FD11062309	6/23/2009	6:38	FILTER	AIR	2997	4292	<	0.010	0.0024	<	100	23	0.010	
826	FD-10	6:36	6:28	FD10062309	6/23/2009	6:36	FILTER	AIR	2945	4217	<	0.010	0.0024	<	100	24	0.010	
827	FD-9	6:33	6:24	FD9062309	6/23/2009	6:33	FILTER	AIR	2631	3765	<	0.010	0.0027	<	100	27	0.010	
828	FD-8	6:44	6:36	FD8062309	6/23/2009	6:44	FILTER	AIR	2968	4251	<	0.010	0.0024	<	100	24	0.010	
829	FD-6	6:30	6:21	FD6062309	6/23/2009	6:30	FILTER	AIR	2771	3965	<	0.010	0.0026	<	100	25	0.010	
830	FD-4	6:25	6:42	FD4062309	6/23/2009	6:25	FILTER	AIR	2855	4159	<	0.010	0.0024	<	100	24	0.010	
831	FD-1	6:29	6:20	FD1062309	6/23/2009	6:29	FILTER	AIR	2758	3946	<	0.010	0.0026		190	48	0.005	
832	FD-11	6:30	6:42	FD11062409	6/24/2009	6:30	FILTER	AIR	2982	4330	<	0.010	0.0023	<	100	23	0.010	
833	FD-10	6:28	6:40	FD10062409	6/24/2009	6:28	FILTER	AIR	2908	4222	<	0.010	0.0024	<	100	24	0.010	
834	FD-9	6:24	6:35	FD9062409	6/24/2009	6:24	FILTER	AIR	2612	3789	<	0.010	0.0027	<	100	26	0.010	
835	FD-8	6:36	6:49	FD8062409	6/24/2009	6:36	FILTER	AIR	2936	4266	<	0.010	0.0024	<	100	23	0.010	

Sample Identification											Results							
Location ID		Start Time	End Time	Field Sample ID	Sample Date	Sample Time	Filter #	Sampling Time (min)	Average Flow Rate (ml/min)	Total Volume (L)	Hexavalent Chromium (ug)		(ug/m3)	Total Particulate (ug)		(ug/m3)	% Cr6	Laboratory Work Order # (LWO#)
836	FD-6	6:21	6:29	FD6062409	6/24/2009	6:21	FILTER	AIR	2735	3960	<	0.010	0.0026		120	30	0.008	
837	FD-4	6:42	6:25	FD4062409	6/24/2009	6:42	FILTER	AIR	2838	4039	<	0.010	0.0025	<	100	25	0.010	
838	FD-1	6:20	6:28	FD1062409	6/24/2009	6:20	FILTER	AIR	2735	3961	<	0.010	0.0026	<	100	25	0.010	
839	FD-11	6:42	6:30	FD11062509	6/25/2009	6:42	FILTER	AIR	2957	4222		0.012	0.0030		130	30	0.009	
840	FD-10	6:40	6:28	FD10062509	6/25/2009	6:40	FILTER	AIR	2859	4083		0.026	0.0062	<	100	24	0.026	
841	FD-9	6:35	6:24	FD9062509	6/25/2009	6:35	FILTER	AIR	2574	3679	<	0.010	0.0028	<	100	27	0.010	
842	FD-8	6:49	6:35	FD8062509	6/25/2009	6:49	FILTER	AIR	2907	4145	<	0.010	0.0024		130	31	0.008	
843	FD-6	6:29	6:20	FD6062509	6/25/2009	6:29	FILTER	AIR	2695	3856		0.019	0.0049		160	41	0.012	
844	FD-4	6:25	6:41	FD4062509	6/25/2009	6:25	FILTER	AIR	2837	4130	<	0.010	0.0025		130	32	0.008	2009061014
845	FD-1	6:28	6:19	FD1062509	6/25/2009	6:28	FILTER	AIR	2744	3927		0.011	0.0029		140	35	0.008	Receipt 6/30/09
846	FD-11	6:30	6:33	FD11062609	6/26/2009	6:30	FILTER	AIR	2958	12787		0.030	0.0023		310	24	0.010	Cr6 Anal 7/8/09
847	FD-10	6:28	6:31	FD10062609	6/26/2009	6:28	FILTER	AIR	2882	12457		0.037	0.0030		290	23	0.013	Part Anal 7/1/09
848	FD-9	6:24	6:26	FD9062609	6/26/2009	6:24	FILTER	AIR	2575	11128		0.040	0.0036		270	24	0.015	
849	FD-8	6:35	6:39	FD8062609	6/26/2009	6:35	FILTER	AIR	2907	12570		0.041	0.0033		320	25	0.013	
850	FD-6	6:20	6:23	FD6062609	6/26/2009	6:20	FILTER	AIR	2687	11615		0.040	0.0034		280	24	0.014	
851	FD-4	6:41	6:42	FD4062609	6/26/2009	6:41	FILTER	AIR	2844	12290	<	0.010	0.00082		260	21	0.004	
852	FD-1	6:19	6:22	FD1062609	6/26/2009	6:19	FILTER	AIR	2780	12019		0.037	0.0031		270	22	0.014	
853	FD-11	6:33	6:07	FD11062909	6/29/2009	6:33	FILTER	AIR	2959	4183	<	0.010	0.0024		130	31	0.008	
854	FD-10	6:31	6:11	FD10062909	6/29/2009	6:31	FILTER	AIR	2899	4117	<	0.010	0.0025		160	38	0.006	
855	FD-9	6:26	6:16	FD9062909	6/29/2009	6:26	FILTER	AIR	2575	3683	<	0.010	0.0027		110	29	0.009	
856	FD-8	6:39	6:18	FD8062909	6/29/2009	6:39	FILTER	AIR	2904	4121	<	0.010	0.0025		110	26	0.009	
857	FD-6	6:23	6:35	FD6062909	6/29/2009	6:23	FILTER	AIR	2682	3894	<	0.010	0.0026		170	43	0.006	
858	FD-4	6:42	6:51	FD4062909	6/29/2009	6:42	FILTER	AIR	2862	4147	<	0.010	0.0024		100	25	0.010	2009070117
859	FD-1	6:22	6:32	FD1062909	6/29/2009	6:22	FILTER	AIR	2748	3984	<	0.010	0.0025		110	27	0.009	Receipt 7/6/09 Cr6
860	FD-11	6:07	6:24	FD11063009	6/30/2009	6:07	FILTER	AIR	2947	4294	<	0.010	0.0024		240	55	0.004	Anal 7/9/09 Part
861	FD-10	6:11	6:28	FD10063009	6/30/2009	6:11	FILTER	AIR	2848	4149	<	0.010	0.0024		140	33	0.007	Anal 7/7/09
862	FD-9	6:16	6:32	FD9063009	6/30/2009	6:16	FILTER	AIR	2554	3719	<	0.010	0.0027		120	33	0.008	
863	FD-8	6:18	6:35	FD8063009	6/30/2009	6:18	FILTER	AIR	2917	4250	<	0.010	0.0024		170	40	0.006	
864	FD-6	6:35	6:46	FD6063009	6/30/2009	6:35	FILTER	AIR	2708	3930	<	0.010	0.0026		210	54	0.005	
865	FD-4	6:51	6:39	FD4063009	6/30/2009	6:51	FILTER	AIR	2854	4076	<	0.010	0.0025		280	68	0.004	
866	FD-1	6:32	6:43	FD1063009	6/30/2009	6:32	FILTER	AIR	2760	4005	<	0.010	0.0025		190	47	0.005	
867	FD-11	6:24	6:02	FD11070109	7/1/2009	6:24	2910TB	1418	2933	4158	<	0.010	0.0024		130	31	0.008	
868	FD-10	6:28	6:07	FD10070109	7/1/2009	6:28	2911TB	1419	2753	3906	<	0.010	0.0026		120	30	0.008	
869	FD-9	6:32	6:10	FD9070109	7/1/2009	6:32	2912TB	1418	2521	3574	<	0.010	0.0028	<	100	28	0.010	2009070117
870	FD-8	6:35	6:14	FD8070109	7/1/2009	6:35	2913TB	1419	2915	4136	<	0.010	0.0024		130	32	0.008	Receipt 7/6/09 Cr6
871	FD-6	6:46	6:37	FD6070109	7/1/2009	6:46	2914TB	1431	2715	3885	<	0.010	0.0026		120	30	0.008	Anal 7/9/09 Part
872	FD-4	6:39	6:46	FD4070109	7/1/2009	6:39	2915TB	1447	2841	4111	<	0.010	0.0025	<	100	24	0.010	Anal 7/7/09
873	FD-1	6:43	6:29	FD1070109	7/1/2009	6:43	2916TB	1426	2761	3937	<	0.010	0.0026		120	31	0.008	
874	FD-11	6:02	6:40	FD11070209	7/2/2009	6:02	2917TB	5798	2932	17001	<	0.010	0.00059		250	15	0.004	
875	FD-10	6:07	6:36	FD10070209	7/2/2009	6:07	2918TB	5789	2683	15533	<	0.010	0.00065		280	18	0.004	
876	FD-9	6:10	6:34	FD9070209	7/2/2009	6:10	2919TB	5784	2513	14537	<	0.010	0.00069		300	20	0.003	2009070159
877	FD-8	6:14	6:45	FD8070209	7/2/2009	6:14	2920TB	5791	2881	16686	<	0.010	0.00061		250	15	0.004	Receipt 7/7/09 Cr6
878	FD-6	6:31	6:09	FD6070209	7/2/2009	6:31	2921TB	5738	2703	15512	<	0.010	0.00065		260	17	0.004	Anal 7/9/09 Part
879	FD-4	6:46	6:25	FD4070209	7/2/2009	6:46	2922TB	5739	2856	16393	<	0.010	0.00062		300	18	0.003	Anal 7/8/09
880	FD-1	6:29	6:08	FD1070209	7/2/2009	6:29	2923TB	5739	2733	15685	<	0.010	0.00064		240	15	0.004	
881	FD-11	6:40	6:48	FD11070609	7/6/2009	6:40	2932TB	1448	2948	4269		0.015	0.0036	<	100	23	0.015	

Honeywell

Sample Identification											Results							
Location ID		Start Time	End Time	Field Sample ID	Sample Date	Sample Time	Filter #	Sampling Time (min)	Average Flow Rate (ml/min)	Total Volume (L)	Hexavalent Chromium (ug)		(ug/m3)	Total Particulate (ug)		(ug/m3)	% Cr6	Laboratory Work Order # (LWO#)
882	FD-10	6:36	6:46	FD10070609	7/6/2009	6:36	2933TB	1450	2687	3896		0.017	0.0042	<	100	26	0.017	
883	FD-9	6:34	6:41	FD9070609	7/6/2009	6:34	2934TB	1447	2513	3636		0.016	0.0044		100	28	0.016	
884	FD-8	6:45	6:52	FD8070609	7/6/2009	6:45	2935TB	1447	2882	4171		0.020	0.0049	<	100	24	0.020	
885	FD-6	6:09	6:32	FD6070609	7/6/2009	6:09	2936TB	1463	2720	3979		0.021	0.0052		150	37	0.014	
886	FD-4	6:25	6:27	FD4070609	7/6/2009	6:25	2937TB	1442	2858	4121		0.017	0.0042		150	35	0.011	
887	FD-1	6:08	6:31	FD1070609	7/6/2009	6:08	2938TB	1463	2748	4020		0.014	0.0036		180	45	0.008	
888	FD-11	6:48	6:51	FD11070709	7/7/2009	6:48	2939TB	1443	2951	4258		0.015	0.0036	<	100	23	0.015	
889	FD-10	6:46	6:48	FD10070709	7/7/2009	6:46	2940TB	1442	2725	3930		0.018	0.0047	<	100	25	0.018	
890	FD-9	6:41	6:41	FD9070709	7/7/2009	6:41	2941TB	1440	2504	3605		0.020	0.0057	<	100	28	0.020	2009070305
891	FD-8	6:52	6:51	FD8070709	7/7/2009	6:52	2942TB	1439	2894	4164		0.020	0.0048	<	100	24	0.020	Receipt 7/10/09
892	FD-6	6:32	6:34	FD6070709	7/7/2009	6:32	2943TB	1442	2747	3961		0.019	0.0048		170	43	0.011	Cr6 Anal 7/14/09
893	FD-4	6:27	6:28	FD4070709	7/7/2009	6:27	2944TB	1441	2872	4138		0.018	0.0043		150	36	0.012	Part Anal 7/13/09
894	FD-1	6:31	6:33	FD1070709	7/7/2009	6:31	2945TB	1442	2791	4025		0.018	0.0045	<	100	25	0.018	
895	FD-11	6:51	6:48	FD11070809	7/8/2009	6:51	713TC	1437	2949	4238	<	0.010	0.0023	<	100	24	0.010	
896	FD-10	6:48	6:44	FD10070809	7/8/2009	6:48	714TC	1436	2738	3932	<	0.010	0.0025	<	100	25	0.010	
897	FD-9	6:41	6:39	FD9070809	7/8/2009	6:41	715TC	1438	2483	3570	<	0.010	0.0027	<	100	28	0.010	
898	FD-8	6:51	6:52	FD8070809	7/8/2009	6:51	716TC	1441	2873	4140	<	0.010	0.0024	<	100	24	0.010	
899	FD-6	6:34	6:33	FD6070809	7/8/2009	6:34	717TC	1439	2731	3929	<	0.010	0.0025		120	31	0.008	
900	FD-4	6:28	6:28	FD4070809	7/8/2009	6:28	718TC	1440	2885	4154	<	0.010	0.0023		110	27	0.009	
901	FD-1	6:33	6:31	FD1070809	7/8/2009	6:33	719TC	1438	2787	4008	<	0.010	0.0024	<	100	25	0.010	
902	FD-11	6:48	6:55	FD11070909	7/9/2009	6:48	825TC	1447	2967	4293	<	0.010	0.0023		100	24	0.010	
903	FD-10	6:44	6:52	FD10070909	7/9/2009	6:44	826TC	1448	3020	4372	<	0.010	0.0022	<	100	23	0.010	
904	FD-9	6:39	6:48	FD9070909	7/9/2009	6:39	827TC	1449	2954	4281	<	0.010	0.0023	<	100	23	0.010	
905	FD-8	6:52	7:15	FD8070909	7/9/2009	6:52	828TC	1463	3071	4493	<	0.010	0.0022		130	28	0.008	
906	FD-6	6:33	6:18	FD6070909	7/9/2009	6:33	829TC	1425	2986	4255	<	0.010	0.0023		200	48	0.005	
907	FD-4	6:28	6:02	FD4070909	7/9/2009	6:28	830TC	1414	2886	4081	<	0.010	0.0024		270	66	0.004	2009070432
908	FD-1	6:31	6:16	FD1070909	7/9/2009	6:31	831TC	1425	3068	4372	<	0.010	0.0022		170	38	0.006	Receipt 7/14/09
909	FD-11	6:55	6:45	FD11071009	7/10/2009	6:55	840TC	4310	2980	12845	<	0.010	0.00076		200	16	0.005	Cr6 Anal 7/17/09
910	FD-10	6:52	6:39	FD10071009	7/10/2009	6:52	841TC	4307	2976	12815	<	0.010	0.00076		220	17	0.004	Part Anal 7/15/09
911	FD-9	6:48	6:34	FD9071009	7/10/2009	6:48	842TC	4306	2944	12676	<	0.010	0.00077		260	20	0.004	
912	FD-8	7:15	6:49	FD8071009	7/10/2009	7:15	843TC	4294	3081	13228	<	0.010	0.00074		200	15	0.005	
913	FD-6	6:18	6:24	FD6071009	7/10/2009	6:18	844TC	4326	3009	13016	<	0.010	0.00075		360	28	0.003	
914	FD-4	6:02	6:16	FD4071009	7/10/2009	6:02	845TC	4334	2904	12586	<	0.010	0.00078		520	41	0.002	
915	FD-1	6:16	6:22	FD1071009	7/10/2009	6:16	846TC	4326	3049	13189	<	0.010	0.00074		310	23	0.003	
916	FD-11	6:45	6:36	FD11071309	7/13/2009	6:45	847TC	1431	2974	4255		0.010	0.0024	<	100	24	0.010	
917	FD-10	6:39	6:34	FD10071309	7/13/2009	6:39	848TC	1435	2935	4212	<	0.010	0.0023	<	100	24	0.010	
918	FD-9	6:34	6:30	FD9071309	7/13/2009	6:34	849TC	1436	2912	4182	<	0.010	0.0023	<	100	24	0.010	
919	FD-8	6:49	6:40	FD8071309	7/13/2009	6:49	850TC	1431	3070	4393	<	0.010	0.0022	<	100	23	0.010	
920	FD-6	6:24	6:16	FD6071309	7/13/2009	6:24	851TC	1432	3020	4325	<	0.010	0.0023		140	30	0.007	
921	FD-4	6:16	6:12	FD4071309	7/13/2009	6:16	852TC	1436	2894	4155		0.012	0.0028	<	100	24	0.012	
922	FD-1	6:22	6:15	FD1071309	7/13/2009	6:22	853TC	1433	3006	4307	<	0.010	0.0023	<	100	23	0.010	
923	FD-11	6:36	6:36	FD11071409	7/14/2009	6:36	854TC	1440	2961	4264	<	0.010	0.0023	<	100	230	0.010	
924	FD-10	6:34	6:34	FD10071409	7/14/2009	6:34	855TC	1440	2911	4192	<	0.010	0.0023	<	100	24	0.010	
925	FD-9	6:30	6:30	FD9071409	7/14/2009	6:30	856TC	1440	2884	4154	<	0.010	0.0024	<	100	24	0.010	2009070563
926	FD-8	6:40	6:40	FD8071409	7/14/2009	6:40	857TC	1440	3036	4372	<	0.010	0.0022	<	100	23	0.010	Receipt 7/17/09
927	FD-6	6:16	6:25	FD6071409	7/14/2009	6:16	858TC	1449	2954	4281	<	0.010	0.0023		160	36	0.006	Cr6 Anal 7/23/09
																		Part Anal 7/17/09

Sample Identification											Results							
Location ID		Start Time	End Time	Field Sample ID	Sample Date	Sample Time	Filter #	Sampling Time (min)	Average Flow Rate (ml/min)	Total Volume (L)	Hexavalent Chromium (ug)		(ug/m3)	Total Particulate (ug)		(ug/m3)	% Cr6	Laboratory Work Order # (LWO#)
928	FD-4	6:12	6:20	FD4071409	7/14/2009	6:12	859TC	1448	2870	4156	<	0.010	0.0024	<	100	24	0.010	
929	FD-1	6:15	6:24	FD1071409	7/14/2009	6:15	860TC	1449	2918	4228		0.010	0.0023		120	28	0.008	
930	FD-11	6:36	6:36	FD11071509	7/15/2009	6:36	869TC	1440	2966	4270	<	0.010	0.0023		140	34	0.007	
931	FD-10	6:34	6:34	FD10071509	7/15/2009	6:34	870TC	1440	2915	4198	<	0.010	0.0023		150	35	0.007	
932	FD-9	6:30	6:28	FD9071509	7/15/2009	6:30	871TC	1438	2864	4119	<	0.010	0.0024	<	100	24	0.010	
933	FD-8	6:40	6:41	FD8071509	7/15/2009	6:40	872TC	1441	3019	4351	<	0.010	0.0022	<	100	23	0.010	
934	FD-6	6:25	6:19	FD6071509	7/15/2009	6:25	873TC	1434	2936	4210	<	0.010	0.0023		300	72	0.003	
935	FD-4	6:20	6:14	FD4071509	7/15/2009	6:20	874TC	1434	2875	4123	<	0.010	0.0024		150	36	0.007	
936	FD-1	6:24	6:17	FD1071509	7/15/2009	6:24	875TC	1433	2980	4271	<	0.010	0.0023		140	32	0.007	
937	FD-11	6:36	6:24	FD11071609	7/16/2009	6:36	876TC	1428	2958	4224	<	0.010	0.0024		200	47	0.005	
938	FD-10	6:34	6:22	FD10071609	7/16/2009	6:34	877TC	1428	2910	4155		0.011	0.0027		160	40	0.007	
939	FD-9	6:28	6:18	FD9071609	7/16/2009	6:28	878TC	1430	2838	4059	<	0.010	0.0025		170	41	0.006	
940	FD-8	6:41	6:29	FD8071609	7/16/2009	6:41	879TC	1428	2980	4255	<	0.011	0.0024		160	37	0.007	
941	FD-6	6:19	6:15	FD6071609	7/16/2009	6:19	880TC	1436	2952	4239		0.010	0.0027		270	63	0.004	
942	FD-4	6:14	6:35	FD4071609	7/16/2009	6:14	881TC	1461	2872	4195	<	0.010	0.0024		220	54	0.004	2009070763
943	FD-1	6:17	6:14	FD1071609	7/16/2009	6:17	882TC	1437	3070	4412	<	0.010	0.0023		170	39	0.006	Receipt 7/22/09
944	FD-11	6:24	6:31	FD11071709	7/17/2009	6:24	891TC	4327	2955	12784	<	0.010	0.00079		300	23	0.003	Cr6 Anal 7/24/09
945	FD-10	6:22	6:29	FD10071709	7/17/2009	6:22	892TC	4327	2905	12570	<	0.010	0.00080		250	20	0.004	Part Anal 7/23/09
946	FD-9	6:18	6:26	FD9071709	7/17/2009	6:18	894TC	4328	2829	12242	<	0.010	0.00082		290	24	0.003	
947	FD-8	6:29	6:38	FD8071709	7/17/2009	6:29	895TC	4329	2962	12823	<	0.010	0.00079		300	23	0.003	
948	FD-6	6:15	6:22	FD6071709	7/17/2009	6:15	896TC	4327	2950	12762	<	0.010	0.00079		350	28	0.003	
949	FD-4	6:35	6:17	FD4071709	7/17/2009	6:35	897TC	4302	2859	12299	<	0.010	0.00082		420	34	0.002	
950	FD-1	6:14	6:21	FD1071709	7/17/2009	6:14	898TC	4327	3039	13150	<	0.010	0.00077		370	28	0.003	
951	FD-11	6:31	6:35	FD11072009	7/20/2009	6:31	893TC	1444	2988	4315	<	0.010	0.0023		140	32	0.007	
952	FD-10	6:29	6:33	FD10072009	7/20/2009	6:29	899TC	1444	2958	4271	<	0.010	0.0024		140	34	0.007	
953	FD-9	6:26	6:28	FD9072009	7/20/2009	6:26	900TC	1442	2844	4101	<	0.010	0.0025		160	40	0.006	
954	FD-8	6:38	6:41	FD8072009	7/20/2009	6:38	901TC	1443	2959	4270	<	0.010	0.0024		190	45	0.005	
955	FD-6	6:17	6:20	FD6072009	7/20/2009	6:17	902TC	1443	2992	4317	<	0.010	0.0023		290	67	0.003	
956	FD-4	6:22	6:05	FD4072009	7/20/2009	6:22	903TC	1423	2948	4195	<	0.010	0.0024		160	38	0.006	
957	FD-1	6:21	6:18	FD1072009	7/20/2009	6:21	904TC	1437	3057	4393		0.017	0.004		190	44	0.009	
958	FD-11	6:35	6:31	FD11072109	7/21/2009	6:35	905TC	1436	2969	4263		0.012	0.0027		140	34	0.009	
959	FD-10	6:33	6:29	FD10072109	7/21/2009	6:33	906TC	1436	2954	4241	<	0.010	0.0024		120	28	0.008	2009070887
960	FD-9	6:28	6:24	FD9072109	7/21/2009	6:28	907TC	1436	2871	4123	<	0.010	0.0024		150	37	0.007	Receipt 7/24/09
961	FD-8	6:41	6:38	FD8072109	7/21/2009	6:41	908TC	1437	2973	4273	<	0.010	0.0024		180	43	0.005	Cr6 Anal 7/30/09
962	FD-6	6:20	6:19	FD6072109	7/21/2009	6:20	909TC	1439	2960	4260	<	0.010	0.0024		150	35	0.007	Part Anal 7/27/09
963	FD-4	6:05	6:15	FD4072109	7/21/2009	6:05	910TC	1450	2985	4328	<	0.010	0.0023		140	33	0.007	
964	FD-1	6:18	6:18	FD1072109	7/21/2009	6:18	911TC	1440	3091	4450	<	0.010	0.0023	<	100	22	0.010	
965	FD-11	6:31	6:45	FD11072209	7/22/2009	6:31	920TC	1454	2946	4284	<	0.010	0.0024		140	33	0.007	
966	FD-10	6:29	6:43	FD10072209	7/22/2009	6:29	921TC	1454	2916	4239	<	0.010	0.0024		120	28	0.008	
967	FD-9	6:24	6:38	FD9072209	7/22/2009	6:24	922TC	1454	2863	4163	<	0.010	0.0024		140	34	0.007	
968	FD-8	6:38	6:49	FD8072209	7/22/2009	6:38	923TC	1451	2967	4305	<	0.010	0.0023		140	32	0.007	
969	FD-6	6:19	6:31	FD6072209	7/22/2009	6:19	924TC	1452	2917	4236	<	0.010	0.0024		200	46	0.005	
970	FD-4	6:15	6:28	FD4072209	7/22/2009	6:15	925TC	1453	2899	4212	<	0.010	0.0024		160	38	0.006	
971	FD-1	6:18	6:30	FD1072209	7/22/2009	6:18	926TC	1452	3091	4488		0.010	0.0023		160	35	0.006	
972	FD-11	6:45	6:38	FD11072309	7/23/2009	6:45	720TC	1433	2955	4235	<	0.010	0.0024	<	100	24	0.010	
973	FD-10	6:43	6:35	FD10072309	7/23/2009	6:43	721TC	1432	2890	4138	<	0.010	0.0024	<	100	24	0.010	
974	FD-9	6:38	6:29	FD9072309	7/23/2009	6:38	722TC	1431	2823	4039	<	0.010	0.0025	<	100	25	0.010	

Sample Identification											Results							
Location ID		Start Time	End Time	Field Sample ID	Sample Date	Sample Time	Filter #	Sampling Time (min)	Average Flow Rate (ml/min)	Total Volume (L)	Hexavalent Chromium (ug)		(ug/m3)	Total Particulate (ug)		(ug/m3)	% Cr6	Laboratory Work Order # (LWO#)
975	FD-8	6:49	6:44	FD8072309	7/23/2009	6:49	723TC	1435	2960	4247	<	0.010	0.0024	<	100	24	0.010	
976	FD-6	6:31	6:23	FD6072309	7/23/2009	6:31	724TC	1432	2901	4154	<	0.010	0.0024		120	29	0.008	
977	FD-4	6:28	6:18	FD4072309	7/23/2009	6:28	725TC	1430	2885	4125		0.011	0.0028	<	100	24	0.011	2009071056
978	FD-1	6:30	6:22	FD1072309	7/23/2009	6:30	726TC	1432	3049	4366		0.011	0.0026	<	100	23	0.011	Receipt 7/29/09
979	FD-11	6:38	6:36	FD11072409	7/24/2009	6:38	927TC	4318	2966	12806	<	0.010	0.00079		280	22	0.004	Cr6 Anal 8/4/09
980	FD-10	6:35	6:33	FD10072409	7/24/2009	6:35	928TC	4318	2893	12492	<	0.010	0.00081		280	22	0.004	Part Anal 7/30/09
981	FD-9	6:29	6:29	FD9072409	7/24/2009	6:29	929TC	4320	2820	12182	<	0.010	0.00083		290	24	0.003	
982	FD-8	6:44	6:42	FD8072409	7/24/2009	6:44	930TC	4318	2995	12933	<	0.010	0.00078		270	21	0.004	
983	FD-6	6:23	6:24	FD6072409	7/24/2009	6:23	931TC	4321	2906	12558	<	0.010	0.00080		360	28	0.003	
984	FD-4	6:18	6:19	FD4072409	7/24/2009	6:18	932TC	4321	2902	12540	<	0.010	0.00080		320	26	0.003	
985	FD-1	6:22	6:23	FD1072409	7/24/2009	6:22	933TC	4321	3045	13157	<	0.010	0.00077		380	29	0.003	
986	FD-11	6:36	6:44	FD11072709	7/27/2009	6:36	735TC	1448	2964	4291	<	0.010	0.0023		140	33	0.007	
987	FD-10	6:33	6:42	FD10072709	7/27/2009	6:33	736TC	1449	2908	4213	<	0.010	0.0024		110	27	0.009	
988	FD-9	6:29	6:39	FD9072709	7/27/2009	6:29	737TC	1450	2820	4088	<	0.010	0.0025		130	32	0.008	
989	FD-8	6:42	6:48	FD8072709	7/27/2009	6:42	738TC	1446	2937	4247	<	0.010	0.0024		130	32	0.008	
990	FD-6	6:24	6:32	FD6072709	7/27/2009	6:24	739TC	1448	2915	4222	<	0.010	0.0024		130	31	0.008	
991	FD-4	6:19	6:27	FD4072709	7/27/2009	6:19	740TC	1448	2889	4183	<	0.011	0.0024	<	100	24	0.011	
992	FD-1	6:23	6:31	FD1072709	7/27/2009	6:23	741TC	1448	3046	4410	<	0.011	0.0023		140	32	0.008	
993	FD-11	6:44	6:37	FD11072809	7/28/2009	6:44	742TC	1433	2914	4176	<	0.010	0.0024		210	51	0.005	
994	FD-10	6:42	6:35	FD10072809	7/28/2009	6:42	743TC	1433	2844	4076	<	0.010	0.0025		140	36	0.007	
995	FD-9	6:39	6:29	FD9072809	7/28/2009	6:39	744TC	1430	2768	3958	<	0.010	0.0025		150	38	0.007	2009071237
996	FD-8	6:48	6:42	FD8072809	7/28/2009	6:48	745TC	1434	2857	4097	<	0.010	0.0025		150	36	0.007	Receipt 7/31/09
997	FD-6	6:32	6:25	FD6072809	7/28/2009	6:32	746TC	1433	2849	4083	<	0.010	0.0025		220	53	0.004	Cr6 Anal 8/5/09
998	FD-4	6:27	6:20	FD4072809	7/28/2009	6:27	747TC	1433	2875	4120	<	0.010	0.0024		170	41	0.006	Part Anal 8/4/09
999	FD-1	6:31	6:24	FD1072809	7/28/2009	6:31	748TC	1433	2991	4287	<	0.010	0.0023		220	50	0.004	
1000	FD-11	6:37	6:50	FD11072909	7/29/2009	6:37	757TC	1453	2911	4230	<	0.010	0.0024		220	51	0.004	
1001	FD-10	6:35	6:48	FD10072909	7/29/2009	6:35	758TC	1453	2843	4131	<	0.010	0.0024	<	100	24	0.010	
1002	FD-9	6:29	6:44	FD9072909	7/29/2009	6:29	759TC	1455	2774	4036	<	0.010	0.0025		120	30	0.008	
1003	FD-8	6:42	6:55	FD8072909	7/29/2009	6:42	760TC	1453	2813	4088	<	0.010	0.0025		140	35	0.007	
1004	FD-6	6:25	6:39	FD6072909	7/29/2009	6:25	761TC	1454	2830	4114	<	0.010	0.0024		140	33	0.007	
1005	FD-4	6:20	6:34	FD4072909	7/29/2009	6:20	762TC	1454	2869	4171	<	0.010	0.0024		130	32	0.008	
1006	FD-1	6:24	6:38	FD1072909	7/29/2009	6:24	763TC	1454	2972	4321	<	0.010	0.0023		150	35	0.007	
1007	FD-11	6:50	6:00	FD11073009	7/30/2009	6:50	764 TC	1390	2948	4098		0.022	0.0054		100	25	0.022	
1008	FD-10	6:48	5:56	FD10073009	7/30/2009	6:48	765 TC	1388	2905	4032	<	0.010	0.0025	<	100	25	0.010	
1009	FD-9	6:44	5:49	FD9073009	7/30/2009	6:44	766 TC	1385	2801	3880		0.022	0.0057		110	29	0.020	
1010	FD-8	6:55	5:45	FD8073009	7/30/2009	6:55	767 TC	1370	2804	3842	<	0.010	0.0026	<	100	26	0.010	
1011	FD-6	6:39	6:22	FD6073009	7/30/2009	6:39	768 TC	1423	2871	4086	<	0.010	0.0025	<	100	24	0.010	
1012	FD-4	6:34	6:15	FD4073009	7/30/2009	6:34	769 TC	1421	2861	4065		0.015	0.0036	<	100	25	0.015	2009080057
1013	FD-1	6:38	5:41	FD1073009	7/30/2009	6:38	770 TC	1383	3014	4168	<	0.010	0.0024	<	100	24	0.010	Receipt 8/4/09 Cr6
1014	FD-11	6:00	5:38	FD11073109	7/31/2009	6:00	779 TC	4298	2945	12655		0.021	0.0017		190	15	0.011	Anal 8/12/09 Part
1015	FD-10	5:56	5:43	FD10073109	7/31/2009	5:56	780 TC	4307	2903	12504		0.010	0.00084		170	14	0.006	Anal 8/6/09
1016	FD-9	5:49	5:53	FD9073109	7/31/2009	5:49	781 TC	4324	2793	12078		0.022	0.0019		180	14	0.012	
1017	FD-8	5:45	5:48	FD8073109	7/31/2009	5:45	782 TC	4323	2807	12136		0.013	0.0011		670	55	0.002	
1018	FD-6	6:22	6:08	FD6073109	7/31/2009	6:22	783 TC	4306	2888	12434		0.013	0.0011		250	20	0.005	
1019	FD-4	6:15	6:15	FD4073109	7/31/2009	6:15	784 TC	4320	2861	12358		0.027	0.0022	<	100	8	0.027	
1020	FD-1	5:41	6:10	FD1073109	7/31/2009	5:41	785 TC	4349	3046	13248		0.032	0.0024		190	14	0.017	

Sample Identification											Results							
Location ID		Start Time	End Time	Field Sample ID	Sample Date	Sample Time	Filter #	Sampling Time (min)	Average Flow Rate (ml/min)	Total Volume (L)	Hexavalent Chromium (ug)		(ug/m3)	Total Particulate (ug)		(ug/m3)	% Cr6	Laboratory Work Order # (LWO#)
1021	FD-11	5:38	5:54	FD11080309	8/3/2009	5:38	786 TC	1456	2943	4285	<	0.010	0.0024		140	32	0.007	
1022	FD-10	5:43	5:58	FD10080309	8/3/2009	5:43	787 TC	1455	2895	4212		0.014	0.0034	<	100	24	0.014	
1023	FD-9	5:53	6:02	FD9080309	8/3/2009	5:53	788 TC	1449	2811	4074		0.024	0.0058		110	27	0.022	
1024	FD-8	5:48	6:06	FD8080309	8/3/2009	5:48	789 TC	1458	2776	4047		0.013	0.0033	<	100	25	0.013	
1025	FD-6	6:08	6:29	FD6080309	8/3/2009	6:08	790 TC	1461	2874	4199		0.020	0.0047		140	33	0.014	
1026	FD-4	6:15	6:10	FD4080309	8/3/2009	6:15	791 TC	1435	2859	4103	<	0.010	0.0025	<	100	24	0.010	
1027	FD-1	6:10	6:25	FD1080309	8/3/2009	6:10	792 TC	1455	2998	4363		0.010	0.0024	<	100	23	0.010	
1028	FD-11	5:54	6:24	FD11080409	8/4/2009	5:54	793 TC	1470	2946	4331		0.025	0.0058		210	48	0.012	
1029	FD-10	5:58	6:28	FD10080409	8/4/2009	5:58	794 TC	1470	2905	4270	<	0.010	0.0024		150	35	0.007	
1030	FD-9	6:02	6:32	FD9080409	8/4/2009	6:02	795 TC	1470	2826	4154		0.015	0.0036		190	46	0.008	2009080179 Receipt 8/7/09 Cr6 Anal 8/12/09 Part Anal 8/10/09
1031	FD-8	6:06	6:35	FD8080409	8/4/2009	6:06	796 TC	1469	2762	4058		0.014	0.0033		150	36	0.009	
1032	FD-6	6:29	6:52	FD6080409	8/4/2009	6:29	797 TC	1463	2917	4267	<	0.010	0.0024		190	44	0.005	
1033	**Pump found off & unplugged @ pick-up - Sample discarded**										Sample discarded							
1034	FD-1	6:25	6:44	FD1080409	8/4/2009	6:25	799 TC	1459	3013	4397	<	0.010	0.0023		200	45	0.005	
1035	FD-11	6:24	5:58	FD11080509	8/5/2009	6:24	810 TC	1414	2931	4144	<	0.010	0.0024		160	39	0.006	
1036	FD-10	6:28	6:03	FD10080509	8/5/2009	6:28	811 TC	1415	2883	4080		0.014	0.0035		130	33	0.011	
1037	FD-9	6:32	6:07	FD9080509	8/5/2009	6:32	812 TC	1415	2799	3961		0.023	0.0059		120	30	0.019	
1038	FD-8	6:35	6:11	FD8080509	8/5/2009	6:35	813 TC	1416	2752	3897	<	0.010	0.0026		130	34	0.008	
1039	FD-6	6:52	6:29	FD6080509	8/5/2009	6:52	814 TC	1417	2955	4187		0.011	0.0026		150	37	0.007	
1040	FD-4	6:58	6:37	FD4080509	8/5/2009	6:58	815 TC	1419	2652	3763		0.025	0.0067		100	28	0.025	
1041	**Sample voided by lab - sample discarded**										Sample discarded							
1042	FD-11	5:58	5:44	FD11080609	8/6/2009	5:58	817 TC	1426	2938	4189		0.013	0.0032	<	100	24	0.013	
1043	FD-10	6:03	5:48	FD10080609	8/6/2009	6:03	818 TC	1425	2855	4069		0.020	0.0049	<	100	25	0.020	
1044	FD-9	6:07	5:55	FD9080609	8/6/2009	6:07	819 TC	1428	2818	4025		0.012	0.0031	<	100	25	0.012	
1045	FD-8	6:11	6:02	FD8080609	8/6/2009	6:11	820 TC	1431	2830	4049		0.011	0.0027	<	100	25	0.011	
1046	FD-6	6:29	6:06	FD6080609	8/6/2009	6:29	821 TC	1417	2916	4132		0.012	0.0029		120	28	0.010	
1047	FD-4	6:37	6:18	FD4080609	8/6/2009	6:37	822 TC	1421	2663	3784		0.012	0.0032	<	100	26	0.012	2009080303 Receipt 8/11/09 Cr6 Anal 8/17/09 Part Anal 8/12/09
1048	FD-1	6:27	6:08	FD1080609	8/6/2009	6:27	823 TC	1421	3044	4326		0.019	0.0044		110	26	0.017	
1049	FD-11	5:44	6:39	FD11080709	8/7/2009	5:44	681 TE	4375	2945	12885	<	0.010	0.00078		330	25	0.003	
1050	FD-10	5:48	6:47	FD10080709	8/7/2009	5:48	682 TE	4379	2840	12435	<	0.010	0.00081		140	19	0.007	
1051	FD-9	5:55	6:29	FD9080709	8/7/2009	5:55	683 TE	4354	2859	12448	<	0.010	0.00081		300	24	0.003	
1052	FD-8	6:02	6:53	FD8080709	8/7/2009	6:02	684 TE	4371	2843	12427	<	0.010	0.00081		220	17	0.005	
1053	FD-6	6:06	7:06	FD6080709	8/7/2009	6:06	685 TE	4380	2914	12761	<	0.010	0.00079		410	32	0.002	
1054	FD-4	6:18	6:59	FD4080709	8/7/2009	6:18	686 TE	4361	2689	11725	<	0.010	0.00086		240	20	0.004	
1055	FD-1	6:08	7:10	FD1080709	8/7/2009	6:08	687 TE	4382	3034	13294	<	0.010	0.00076		320	24	0.003	
1056	FD-11	6:39	6:37	FD11081009	8/10/2009	6:39	832 TE	1438	2926	4207	<	0.010	0.0024	<	100	24	0.010	
1057	FD-10	6:47	6:31	FD10081009	8/10/2009	6:47	830 TE	1424	2828	4027		0.013	0.0032		120	29	0.011	
1058	FD-9	6:29	6:24	FD9081009	8/10/2009	6:29	831 TE	1435	2806	4026	<	0.010	0.0025		110	28	0.009	
1059	FD-8	6:53	6:43	FD8081009	8/10/2009	6:53	694 TE	1430	2731	3905	<	0.010	0.0026		110	28	0.009	
1060	FD-6	7:06	6:59	FD6081009	8/10/2009	7:06	692 TE	1433	2955	4234	<	0.010	0.0024		230	55	0.004	
1061	FD-4	6:59	6:49	FD4081009	8/10/2009	6:59	693 TE	1430	2673	3823	<	0.010	0.0026		110	29	0.009	
1062	FD-1	7:10	6:56	FD1081009	8/10/2009	7:10	691 TE	1426	3104	4427	<	0.010	0.0023		150	35	0.007	
1063	FD-11	6:37	6:34	FD11081109	8/11/2009	6:37	835 TE	1437	2902	4170		0.011	0.0027	<	100	24	0.011	
1064	FD-10	6:31	6:29	FD10081109	8/11/2009	6:31	834 TE	1438	2780	3997	<	0.010	0.0025	<	100	25	0.010	
1065	FD-9	6:24	6:22	FD9081109	8/11/2009	6:24	833 TE	1438	2744	3946	<	0.010	0.0026	<	100	25	0.010	2009080464 Receipt 8/14/09
1066	FD-8	6:43	6:40	FD8081109	8/11/2009	6:43	836 TE	1437	2700	3879	<	0.010	0.0026	<	100	26	0.010	Cr6 Anal 8/18/09

Sample Identification											Results							
Location ID		Start Time	End Time	Field Sample ID	Sample Date	Sample Time	Filter #	Sampling Time (min)	Average Flow Rate (ml/min)	Total Volume (L)	Hexavalent Chromium (ug)		(ug/m3)	Total Particulate (ug)		(ug/m3)	% Cr6	Laboratory Work Order # (LWO#)
1067	FD-6	6:59	6:53	FD6081109	8/11/2009	6:59	839 TE	1434	2963	4249	<	0.010	0.0024		230	55	0.004	Cr6 Anal 8/18/09 Part Anal 8/17/09
1068	FD-4	6:49	6:45	FD4081109	8/11/2009	6:49	837 TE	1436	2640	3792	<	0.010	0.0027	<	100	26	0.010	
1069	FD-1	6:56	6:50	FD1081109	8/11/2009	6:56	838 TE	1434	3080	4417	<	0.010	0.0023		150	34	0.007	
1070	FD-11	6:34	6:24	FD11081209	8/12/2009	6:34	850 TE	1430	2908	4158	<	0.010	0.0024	<	100	24	0.010	
1071	FD-10	6:29	6:30	FD10081209	8/12/2009	6:29	849 TE	1441	2752	3966	<	0.010	0.0025	<	100	25	0.010	
1072	FD-9	6:22	6:16	FD9081209	8/12/2009	6:22	848 TE	1434	2759	3956	<	0.010	0.0025	<	100	25	0.010	
1073	FD-8	6:40	6:34	FD8081209	8/12/2009	6:40	851 TE	1434	2686	3851	<	0.010	0.0026	<	100	26	0.010	
1074	FD-6	6:53	6:48	FD6081209	8/12/2009	6:53	854 TE	1435	2867	4115	<	0.010	0.0024		140	33	0.007	
1075	FD-4	6:45	6:40	FD4081209	8/12/2009	6:45	852 TE	1435	2617	3756	<	0.010	0.0027	<	100	27	0.010	
1076	FD-1	6:50	6:45	FD1081209	8/12/2009	6:50	853 TE	1435	3046	4370	<	0.010	0.0023		130	31	0.008	
1077	FD-11	6:24	6:27	FD11081309	8/13/2009	6:24	856 TE	1443	2922	4216	<	0.010	0.0024		110	25	0.009	2009080577 Receipt 8/18/09 Cr6 Anal 8/21/09 Part Anal 8/19/09
1078	FD-10	6:30	6:31	FD10081309	8/13/2009	6:30	857 TE	1441	2760	3976	<	0.010	0.0025	<	100	25	0.010	
1079	FD-9	6:16	6:16	FD9081309	8/13/2009	6:16	855 TE	1440	2787	4014	<	0.010	0.0025	<	100	25	0.010	
1080	FD-8	6:34	6:36	FD8081309	8/13/2009	6:34	858 TE	1442	2677	3861	<	0.010	0.0026		100	27	0.010	
1081	FD-6	6:48	6:48	FD6081309	8/13/2009	6:48	861 TE	1440	2842	4092	<	0.010	0.0025	<	100	24	0.010	
1082	FD-4	6:40	6:40	FD4081309	8/13/2009	6:40	859 TE	1440	2593	3733	<	0.010	0.0027	<	100	27	0.010	
1083	FD-1	6:45	6:45	FD1081309	8/13/2009	6:45	860 TE	1440	3043	4383	<	0.010	0.0023	<	100	23	0.010	
1084	FD-11	6:27	6:33	FD11081409	8/14/2009	6:27	871 TE	4326	2906	12573		0.025	0.0020		440	35	0.006	
1085	FD-10	6:31	6:30	FD10081409	8/14/2009	6:31	872 TE	4319	2750	11876		0.033	0.0028		320	27	0.010	
1086	FD-9	6:16	6:25	FD9081409	8/14/2009	6:16	870 TE	4329	2775	12014	<	0.010	0.00084		390	33	0.003	
1087	FD-8	6:36	6:38	FD8081409	8/14/2009	6:36	873 TE	4322	2685	11602		0.025	0.0022		340	29	0.007	
1088	FD-6	6:48	6:46	FD6081409	8/14/2009	6:48	876 TE	4318	2939	12690		0.030	0.0023		530	42	0.006	
1089	FD-4	6:40	6:40	FD4081409	8/14/2009	6:40	874 TE	4320	2591	11191		0.023	0.0021		320	29	0.007	
1090	FD-1	6:45	6:45	FD1081409	8/14/2009	6:45	875 TE	4320	3008	12995		0.023	0.0018		450	34	0.005	
1091	FD-11	6:33	6:27	FD11081709	8/17/2009	6:33	877 TE	1434	2885	4137		0.018	0.0043		250	60	0.007	2009080774 Receipt 8/24/09 Cr6 Anal 8/28/09 Part Anal 8/25/09
1092	FD-10	6:30	6:24	FD10081709	8/17/2009	6:30	878 TE	1434	2740	3929		0.019	0.0047		190	49	0.010	
1093	FD-9	6:25	6:18	FD9081709	8/17/2009	6:25	879 TE	1433	2746	3935		0.017	0.0044		230	57	0.007	
1094	FD-8	6:38	6:32	FD8081709	8/17/2009	6:38	880 TE	1434	2649	3799		0.013	0.0035		190	51	0.007	
1095	FD-6	6:46	6:42	FD6081709	8/17/2009	6:46	881 TE	1436	2937	4217		0.019	0.0045		320	76	0.006	
1096	FD-4	6:40	6:35	FD4081709	8/17/2009	6:40	882 TE	1435	2569	3687		0.017	0.0046		310	85	0.005	
1097	FD-1	6:45	6:40	FD1081709	8/17/2009	6:45	883 TE	1435	2958	4245		0.019	0.0046		240	58	0.008	
1098	FD-11	6:27	6:20	FD11081809	8/18/2009	6:27	884 TE	1433	2875	4120		0.016	0.0040		210	51	0.008	
1099	FD-10	6:24	6:23	FD10081809	8/18/2009	6:24	885 TE	1439	2726	3922		0.017	0.0043		150	39	0.011	
1100	FD-9	6:18	6:29	FD9081809	8/18/2009	6:18	886 TE	1451	2718	3944		0.023	0.0058		180	46	0.013	
1101	FD-8	6:32	6:35	FD8081809	8/18/2009	6:32	887 TE	1443	2619	3779		0.010	0.0027		180	49	0.006	
1102	FD-6	6:42	6:45	FD6081809	8/18/2009	6:42	888 TE	1443	2934	4234		0.016	0.0038		200	48	0.008	
1103	FD-4	6:35	6:40	FD4081809	8/18/2009	6:35	889 TE	1445	2528	3653		0.012	0.0033		180	50	0.007	
1104	FD-1	6:40	6:50	FD1081809	8/18/2009	6:40	890 TE	1450	2934	4254		0.016	0.0038		160	38	0.010	
1105	FD-11	6:20	6:39	FD11081909	8/19/2009	6:20	904 TE	1459	2890	4216	<	0.010	0.0024		160	39	0.006	
1106	FD-10	6:23	6:35	FD10081909	8/19/2009	6:23	905 TE	1452	2713	3940	<	0.010	0.0026		130	33	0.008	
1107	FD-9	6:29	6:30	FD9081909	8/19/2009	6:29	906 TE	1441	2734	3940	<	0.010	0.0026		140	36	0.007	
1108	FD-8	6:35	6:47	FD8081909	8/19/2009	6:35	907 TE	1452	2626	3813	<	0.010	0.0027		140	38	0.007	
1109	FD-6	6:45	6:53	FD6081909	8/19/2009	6:45	908 TE	1448	2952	4274	<	0.010	0.0024		240	55	0.004	
1110	FD-4	6:40	7:01	FD4081909	8/19/2009	6:40	909 TE	1461	2513	3672	<	0.010	0.0028		130	34	0.008	
1111	FD-1	6:50	6:56	FD1081909	8/19/2009	6:50	910 TE	1446	3031	4383	<	0.010	0.0023		170	39	0.006	
1112	FD-11	6:39	6:35	FD11082009	8/20/2009	6:39	899 TE	1436	2896	4159	<	0.010	0.0024		150	35	0.007	

Sample Identification											Results							
Location ID		Start Time	End Time	Field Sample ID	Sample Date	Sample Time	Filter #	Sampling Time (min)	Average Flow Rate (ml/min)	Total Volume (L)	Hexavalent Chromium (ug)		(ug/m3)	Total Particulate (ug)		(ug/m3)	% Cr6	Laboratory Work Order # (LWO#)
1113	FD-10	6:35	6:25	FD10082009	8/20/2009	6:35	900 TE	1430	2700	3860	<	0.010	0.0026		210	53	0.005	2009080835 Receipt 8/25/09 Cr6 Anal 8/28/09 Part Anal 8/26/09
1114	FD-9	6:30	6:30	FD9082009	8/20/2009	6:30	901 TE	1440	2771	3990	<	0.010	0.0025		180	45	0.006	
1115	FD-8	6:47	6:40	FD8082009	8/20/2009	6:47	902 TE	1433	2618	3751	<	0.010	0.0027		190	51	0.005	
1116	FD-6	6:53	6:50	FD6082009	8/20/2009	6:53	903 TE	1437	2911	4183	<	0.010	0.0024		230	55	0.004	
1117	FD-4	7:01	6:45	FD4082009	8/20/2009	7:01	619 TE	1424	2497	3556	<	0.010	0.0028		150	43	0.007	
1118	FD-1	6:56	6:55	FD1082009	8/20/2009	6:56	651 TE	1439	3100	4461	<	0.010	0.0023		250	56	0.004	
1119	FD-11	6:35	6:36	FD11082109	8/21/2009	6:35	613 TE	4321	2856	12341	<	0.010	0.00082		250	20	0.004	
1120	FD-10	6:30	6:33	FD10082109	8/21/2009	6:30	616 TE	4323	2665	11521	<	0.010	0.00088		190	17	0.005	
1121	FD-9	6:25	6:28	FD9082109	8/21/2009	6:25	633 TE	4323	2756	11915	<	0.010	0.00085		270	22	0.004	
1122	FD-8	6:40	6:24	FD8082109	8/21/2009	6:40	637 TE	4304	2607	11222	<	0.010	0.00090		220	19	0.005	
1123	FD-6	6:50	6:46	FD6082109	8/21/2009	6:50	643 TE	4316	2875	12406	<	0.010	0.00082		300	24	0.003	
1124	FD-4	6:45	6:41	FD4082109	8/21/2009	6:45	647 TE	4316	2494	10764	<	0.010	0.00094		250	23	0.004	
1125	FD-1	6:55	6:45	FD1082109	8/21/2009	6:55	650 TE	4310	3080	13277	<	0.010	0.00076		280	21	0.004	
1126	FD-11	6:36	6:01	FD11082409	8/24/2009	6:36	620 TE	1405	2874	4038	<	0.010	0.0025		110	26	0.009	2009080946 Receipt 8/28/09 Cr6 Anal 9/2/09 Part Anal 8/31/09
1127	FD-10	6:33	6:06	FD10082409	8/24/2009	6:33	621 TE	1413	2696	3809	<	0.010	0.0027	<	100	26	0.010	
1128	FD-9	6:28	6:10	FD9082409	8/24/2009	6:28	622 TE	1422	2781	3955	<	0.010	0.0026		100	26	0.010	
1129	FD-8	6:24	6:12	FD8082409	8/24/2009	6:24	623 TE	1428	2630	3756	<	0.010	0.0027	<	100	27	0.010	
1130	FD-6	6:46	6:31	FD6082409	8/24/2009	6:46	624 TE	1425	2908	4144	<	0.010	0.0024		120	28	0.008	
1131	FD-4	6:41	6:46	FD4082409	8/24/2009	6:41	625 TE	1445	2518	3638	<	0.010	0.0028	<	100	27	0.010	
1132	FD-1	6:45	6:28	FD1082409	8/24/2009	6:45	626 TE	1423	3113	4430	<	0.010	0.0023		120	27	0.008	
1133	FD-11	6:01	6:07	FD11082509	8/25/2009	6:01	536 TE	1446	2892	4182	<	0.010	0.0024		110	26	0.009	
1134	FD-10	6:06	6:11	FD10082509	8/25/2009	6:06	537 TE	1445	2696	3896	<	0.010	0.0026	<	100	26	0.010	
1135	FD-9	6:10	6:15	FD9082509	8/25/2009	6:10	538 TE	1445	2776	4011	<	0.010	0.0025		120	29	0.008	
1136	FD-8	6:12	6:18	FD8082509	8/25/2009	6:12	539 TE	1446	2641	3819	<	0.010	0.0027		130	33	0.008	
1137	FD-6	6:31	6:33	FD6082509	8/25/2009	6:31	540 TE	1442	2914	4202	<	0.010	0.0024		230	55	0.004	
1138	FD-4	6:46	6:46	FD4082509	8/25/2009	6:46	541 TE	1440	2510	3614	<	0.010	0.0028		130	36	0.008	
1139	FD-1	6:28	6:31	FD1082509	8/25/2009	6:28	542 TE	1443	3104	4479	<	0.010	0.0023		160	37	0.006	
1140	FD-11	6:07	6:02	FD11082609	8/26/2009	6:07	551 TE	1435	2883	4137	<	0.010	0.0025		180	44	0.006	
1141	FD-10	6:11	6:06	FD10082609	8/26/2009	6:11	552 TE	1435	2662	3819	<	0.010	0.0027		130	35	0.008	
1142	FD-9	6:15	6:11	FD9082609	8/26/2009	6:15	553 TE	1436	2737	3931	<	0.010	0.0026		160	39	0.006	
1143	FD-8	6:18	6:13	FD8082609	8/26/2009	6:18	554 TE	1435	2630	3774	<	0.010	0.0027		190	49	0.005	
1144	FD-6	6:33	6:30	FD6082609	8/26/2009	6:33	555 TE	1437	2865	4117	<	0.010	0.0025		210	52	0.005	
1145	FD-4	6:46	6:38	FD4082609	8/26/2009	6:46	556 TE	1432	2491	3568	<	0.010	0.0028		100	29	0.010	
1146	FD-1	6:31	6:27	FD1082609	8/26/2009	6:31	557 TE	1436	3106	4461	<	0.010	0.0023		130	29	0.008	
1147	FD-11	6:02	6:12	FD11082709	8/27/2009	6:02	558 TE	1450	2927	4245	<	0.010	0.0024	<	100	24	0.010	2009090033 Receipt 9/1/09 Cr6 Anal 9/3/09 Part Anal 9/2/09
1148	FD-10	6:06	6:16	FD10082709	8/27/2009	6:06	559 TE	1450	2710	3930	<	0.010	0.0026	<	100	25	0.010	
1149	FD-9	6:11	6:21	FD9082709	8/27/2009	6:11	560 TE	1450	2791	4047	<	0.010	0.0025	<	100	25	0.010	
1150	FD-8	6:13	6:23	FD8082709	8/27/2009	6:13	561 TE	1450	2636	3822	<	0.010	0.0027	<	100	26	0.010	
1151	FD-6	6:30	6:39	FD6082709	8/27/2009	6:30	562 TE	1449	2900	4202	<	0.010	0.0024		170	40	0.006	
1152	FD-4	6:38	6:49	FD4082709	8/27/2009	6:38	563 TE	1451	2534	3677	<	0.010	0.0028	<	100	27	0.010	
1153	FD-1	6:27	6:37	FD1082709	8/27/2009	6:27	564 TE	1450	3120	4523	<	0.010	0.0022		130	30	0.008	
1154	FD-11	6:12	6:02	FD11082809	8/28/2009	6:12	573 TE	4310	2957	12746	<	0.010	0.00079		190	15	0.005	
1155	FD-10	6:16	6:08	FD10082809	8/28/2009	6:16	574 TE	4312	2745	11836		0.016	0.0014		160	13	0.010	
1156	FD-9	6:21	6:15	FD9082809	8/28/2009	6:21	575 TE	4314	2836	12235	<	0.010	0.00083		170	14	0.006	
1157	FD-8	6:23	6:20	FD8082809	8/28/2009	6:23	576 TE	4317	2648	11429	<	0.010	0.00089		150	13	0.007	
1158	FD-6	6:39	6:35	FD6082809	8/28/2009	6:39	577 TE	4316	2954	12749	<	0.010	0.00079		250	20	0.004	
1159	FD-4	6:49	6:50	FD4082809	8/28/2009	6:49	578 TE	4321	3120	13483	<	0.010	0.00075		180	13	0.006	

Sample Identification											Results							
Location ID		Start Time	End Time	Field Sample ID	Sample Date	Sample Time	Filter #	Sampling Time (min)	Average Flow Rate (ml/min)	Total Volume (L)	Hexavalent Chromium (ug)		(ug/m3)	Total Particulate (ug)		(ug/m3)	% Cr6	Laboratory Work Order # (LWO#)
1160	FD-1	6:37	6:40	FD1082809	8/28/2009	6:37	579 TE	4323	3097	13386	<	0.010	0.00076		210	16	0.005	
1161	FD-11	6:02	6:18	FD11083109	8/31/2009	6:02	599 TE	1456	2922	4254	<	0.010	0.0024	<	100	24	0.010	
1162	FD-10	6:08	6:21	FD10083109	8/31/2009	6:08	600 TE	1453	2737	3977	<	0.010	0.0025	<	100	25	0.010	2009090163
1163	FD-9	6:15	6:25	FD9083109	8/31/2009	6:15	601 TE	1450	2824	4095	<	0.010	0.0025	<	100	24	0.010	Receipt 9/4/09 Cr6
1164	FD-8	6:20	6:28	FD8083109	8/31/2009	6:20	602 TE	1448	2631	3810		0.011	0.0030	<	100	26	0.011	Anal 9/10/09 Part
1165	FD-6	6:35	6:46	FD6083109	8/31/2009	6:35	603 TE	1451	2915	4230	<	0.010	0.0024	<	100	24	0.010	Anal 9/8/09
1166	FD-4	6:50	6:31	FD4083109	8/31/2009	6:50	604 TE	1421	3099	4403	<	0.010	0.0023	<	100	23	0.010	
1167	FD-1	6:40	6:43	FD1083109	8/31/2009	6:40	605 TE	1443	2985	4307	<	0.010	0.0024	<	100	23	0.010	
1168	FD-11	6:18	6:02	FD11090109	9/1/2009	6:18	606 TE	1424	2905	4137		0.010	0.0025	<	100	24	0.010	
1169	FD-10	6:21	6:08	FD10090109	9/1/2009	6:21	607 TE	1427	2682	3827		0.015	0.0038	<	100	26	0.015	
1170	FD-9	6:25	6:15	FD9090109	9/1/2009	6:25	608 TE	1430	2811	4019		0.012	0.003		110	26	0.011	
1171	FD-8	6:28	6:21	FD8090109	9/1/2009	6:28	609 TE	1433	2612	3743	<	0.010	0.0027	<	100	27	0.010	
1172	FD-6	6:46	6:39	FD6090109	9/1/2009	6:46	610 TE	1433	2906	4165	<	0.010	0.0024		120	28	0.008	
1173	FD-4	6:31	6:41	FD4090109	9/1/2009	6:31	611 TE	1450	3084	4472		0.021	0.0046	<	100	22	0.021	2009090163
1174	FD-1	6:43	6:50	FD1090109	9/1/2009	6:43	612 TE	1447	2894	4187		0.016	0.0039		120	29	0.013	Receipt 9/4/09 Cr6
1175	FD-11	6:02	6:00	FD11090209	9/2/2009	6:02	634 TE	1438	2931	4214	<	0.010	0.0024	<	100	24	0.010	Anal 9/10/09 Part
1176	FD-10	6:08	6:15	FD10090209	9/2/2009	6:08	636 TE	1447	2667	3859	<	0.010	0.0026	<	100	26	0.010	Anal 9/8/09
1177	FD-9	6:15	6:08	FD9090209	9/2/2009	6:15	638 TE	1433	2824	4047	<	0.010	0.0025	<	100	25	0.010	
1178	FD-8	6:21	6:35	FD8090209	9/2/2009	6:21	639 TE	1454	2617	3805		0.014	0.0038	<	100	26	0.014	
1179	FD-6	6:39	6:55	FD6090209	9/2/2009	6:39	640 TE	1456	2943	4285		0.015	0.0034		190	45	0.008	
1180	**FD-4**	6:41	7:08	FD4090209	9/2/2009	6:41	645 TE	1467	3097	4544	<	0.010	0.0022		160	35	0.006	
1181	FD-1	6:50	7:00	FD1090209	9/2/2009	6:50	646 TE	1450	3013	4368	<	0.010	0.0023		170	39	0.006	
1182	FD-11	6:00	6:05	FD11090309	9/3/2009	6:00	653 TE	1445	2926	4229	<	0.010	0.0024		150	35	0.007	
1183	FD-10	6:15	6:10	FD10090309	9/3/2009	6:15	654 TE	1435	2709	3888	<	0.010	0.0026		140	37	0.007	
1184	FD-9	6:08	6:20	FD9090309	9/3/2009	6:08	655 TE	1452	2844	4129	<	0.010	0.0025		170	41	0.006	
1185	FD-8	6:35	6:45	FD8090309	9/3/2009	6:35	93 TE	1450	2618	3796	<	0.010	0.0027		180	49	0.006	
1186	FD-6	6:55	6:40	FD6090309	9/3/2009	6:55	94 TE	1425	2937	4185	<	0.010	0.0024		210	49	0.005	
1187	FD-4	7:08	6:55	FD4090309	9/3/2009	7:08	95 TE	1427	3100	4423		0.014	0.0031		120	26	0.012	2009090234
1188	**FD-1**	7:00	6:25	FD1090309	9/3/2009	7:00	96 TE	1405	3063	4303		0.012	0.0027		150	36	0.008	Receipt 9/9/09 Cr6
1189	FD-11	6:05	6:38	FD11090409	9/4/2009	6:05	105 TE	5793	2908	16846		0.012	0.00074		320	19	0.004	Anal 9/15/09 Part
1190	FD-10	6:10	6:43	FD10090409	9/4/2009	6:10	106 TE	5793	2697	15625	<	0.010	0.00065		330	21	0.003	Anal 9/10/09
1191	FD-9	6:20	6:29	FD9090409	9/4/2009	6:20	107 TE	5769	2813	16227	<	0.010	0.00063		340	21	0.003	
1192	FD-8	6:45	6:48	FD8090409	9/4/2009	6:45	108 TE	5763	2589	14920	<	0.010	0.00068		300	20	0.003	
1193	FD-6	6:40	6:57	FD6090409	9/4/2009	6:40	109 TE	5777	2919	16865	<	0.010	0.00060		500	29	0.002	
1194	FD-4	6:55	7:07	FD4090409	9/4/2009	6:55	110 TE	5772	3088	17825	<	0.010	0.00057		580	33	0.002	
1195	FD-1	6:25	6:54	FD1090409	9/4/2009	6:25	111 TE	5789	3063	17730	<	0.010	0.00057		430	24	0.002	
1196	FD-11	6:38	6:34	FD11090809	9/8/2009	6:38	71 TE	1436	2906	4173	<	0.010	0.0024		130	31	0.008	
1197	FD-10	6:43	6:39	FD10090809	9/8/2009	6:43	72 TE	1436	2673	3839	<	0.010	0.0026		110	29	0.009	
1198	FD-9	6:29	6:27	FD9090809	9/8/2009	6:29	70 TE	1438	2790	4012	<	0.010	0.0025		190	47	0.005	
1199	FD-8	6:48	6:43	FD8090809	9/8/2009	6:48	73 TE	1435	2576	3697	<	0.010	0.0027		170	45	0.006	
1200	FD-6	6:57	6:54	FD6090809	9/8/2009	6:57	75 TE	1437	2903	4171	<	0.010	0.0024		260	62	0.004	
1201	FD-4	7:07	6:47	FD4090809	9/8/2009	7:07	76 TE	1420	3076	4367	<	0.010	0.0023		240	54	0.004	2009090316
1202	FD-1	6:54	6:51	FD1090809	9/8/2009	6:54	74 TE	1437	3067	4407	<	0.010	0.0023		220	49	0.005	Receipt 9/11/09
1203	FD-11	6:34	6:26	FD11090909	9/9/2009	6:34	91 TE	1432	2910	4168	<	0.010	0.0024	<	100	24	0.010	Cr6 Anal 9/17/09
1204	FD-10	6:39	6:31	FD10090909	9/9/2009	6:39	92 TE	1432	2671	3825	<	0.010	0.0026		120	30	0.008	Part Anal 9/14/09
1205	FD-9	6:27	6:18	FD9090909	9/9/2009	6:27	90 TE	1431	2806	4016	<	0.010	0.0025	<	100	25	0.010	

Sample Identification											Results							
Location ID		Start Time	End Time	Field Sample ID	Sample Date	Sample Time	Filter #	Sampling Time (min)	Average Flow Rate (ml/min)	Total Volume (L)	Hexavalent Chromium (ug)		(ug/m3)	Total Particulate (ug)		(ug/m3)	% Cr6	Laboratory Work Order # (LWO#)
1206	FD-8	6:43	6:36	FD8090909	9/9/2009	6:43	112 TE	1433	2586	3706	<	0.010	0.0027		150	40	0.007	
1207	FD-6	6:54	6:58	FD6090909	9/9/2009	6:54	115 TE	1444	2871	4145	<	0.010	0.0024		150	37	0.007	
1208	FD-4	6:47	6:40	FD4090909	9/9/2009	6:47	113 TE	1433	3101	4444	<	0.010	0.0023		260	58	0.004	
1209	FD-1	6:51	6:51	FD1090909	9/9/2009	6:51	114 TE	1440	3032	4365	<	0.010	0.0023	<	100	23	0.010	
1210	FD-11	6:26	6:31	FD11091009	9/10/2009	6:26	69 TE	1445	2927	4230		0.014	0.0034		120	27	0.012	
1211	FD-10	6:31	6:35	FD10091009	9/10/2009	6:31	81 TE	1444	2690	3884	<	0.010	0.0026	<	100	26	0.010	
1212	FD-9	6:18	6:22	FD9091009	9/10/2009	6:18	68 TE	1444	2804	4049		0.014	0.0034	<	100	25	0.014	
1213	FD-8	6:36	6:40	FD8091009	9/10/2009	6:36	82 TE	1444	2602	3757	<	0.010	0.0027		130	34	0.008	
1214	FD-6	6:58	6:52	FD6091009	9/10/2009	6:58	89 TE	1434	2878	4127		0.013	0.0030		150	36	0.009	
1215	FD-4	6:40	6:45	FD4091009	9/10/2009	6:40	83 TE	1445	3156	4560	<	0.010	0.0022		330	73	0.003	2009090421
1216	FD-1	6:51	6:49	FD1091009	9/10/2009	6:51	87 TE	1438	3071	4416	<	0.010	0.0023	<	100	23	0.010	Receipt 9/15/09
1217	FD-11	6:31	9:20	FD11091109	9/11/2009	6:31	59 TE	4489	2927	13141		0.010	0.00078		140	11	0.007	Cr6 Anal 9/21/09
1218	FD-10	6:35	9:25	FD10091109	9/11/2009	6:35	60 TE	4490	2690	12076		0.012	0.0010		130	11	0.009	Part Anal 9/16/09
1219	FD-9	6:22	9:30	FD9091109	9/11/2009	6:22	58 TE	4508	2804	12641		0.014	0.0011		160	13	0.009	
1220	FD-8	6:40	9:40	FD8091109	9/11/2009	6:40	61 TE	4500	2602	11708		0.015	0.0013		130	11	0.012	
1221	FD-6	6:52	9:10	FD6091109	9/11/2009	6:52	64 TE	4458	2878	12831		0.013	0.0010		180	14	0.007	
1222	FD-4	6:45	9:05	FD4091109	9/11/2009	6:45	62 TE	4460	3156	14075		0.015	0.0011		190	13	0.008	
1223	FD-1	6:49	9:15	FD1091109	9/11/2009	6:49	63 TE	4466	3071	13714		0.012	0.00090		170	13	0.007	
1224	FD-11	9:20	6:25	FD11091409	9/14/2009	9:20	51 TE	1265	2904	3674	<	0.010	0.0027	<	100	27	0.010	
1225	FD-10	9:25	6:20	FD10091409	9/14/2009	9:25	52 TE	1255	2671	3352	<	0.010	0.0030	<	100	30	0.010	
1226	FD-9	9:30	6:14	FD9091409	9/14/2009	9:30	53 TE	1244	2775	3452	<	0.010	0.0029	<	100	29	0.010	
1227	FD-8	9:40	6:28	FD8091409	9/14/2009	9:40	54 TE	1248	2606	3252	<	0.010	0.0031	<	100	31	0.010	
1228	FD-6	9:10	6:10	FD6091409	9/14/2009	9:10	55 TE	1260	3018	3802	<	0.010	0.0027		170	44	0.006	
1229	FD-4	9:05	6:30	FD4091409	9/14/2009	9:05	56 TE	1285	3065	3939		0.010	0.0026	<	100	25	0.010	
1230	FD-1	9:15	6:11	FD1091409	9/14/2009	9:15	57 TE	1256	3087	3877		0.012	0.0030		110	28	0.011	
1231	FD-11	6:25	6:35	FD11091509	9/15/2009	6:25	31 TE	1450	2873	4166	<	0.010	0.0024		140	34	0.007	
1232	FD-10	6:20	6:30	FD10091509	9/15/2009	6:20	27 TE	1450	2614	3791	<	0.010	0.0027		100	27	0.010	2009090547
1233	FD-9	6:14	6:25	FD9091509	9/15/2009	6:14	22 TE	1451	2757	4000	<	0.010	0.0025		100	26	0.010	Receipt 9/18/09
1234	FD-8	6:28	6:40	FD8091509	9/15/2009	6:28	28 TE	1452	2592	3764	<	0.010	0.0027		140	38	0.007	Cr6 Anal 9/25/09
1235	FD-6	6:10	6:45	FD6091509	9/15/2009	6:10	26 TE	1475	3070	4529	<	0.010	0.0022		200	45	0.005	Part Anal 9/21/09
1236	FD-4	6:30	6:55	FD4091509	9/15/2009	6:30	50 TE	1465	3034	4444	<	0.010	0.0023		110	24	0.009	
1237	FD-1	6:11	6:50	FD1091509	9/15/2009	6:11	48 TE	1479	3079	4554	<	0.010	0.0022		180	40	0.006	
1238	FD-11	6:35	6:55	FD11091609	9/16/2009	6:35	32 TE	1460	2879	4203	<	0.010	0.0024	<	100	24	0.010	
1239	FD-10	6:30	7:04	FD10091609	9/16/2009	6:30	34 TE	1474	2590	3818	<	0.010	0.0026	<	100	26	0.010	
1240	FD-9	6:25	7:10	FD9091609	9/16/2009	6:25	35 TE	1485	2764	4104	<	0.010	0.0025	<	100	24	0.010	
1241	FD-8	6:40	7:17	FD8091609	9/16/2009	6:40	36 TE	1477	2574	3801	<	0.010	0.0027		140	36	0.007	
1242	FD-6	6:45	7:27	FD6091609	9/16/2009	6:45	37 TE	1482	2990	4431	<	0.010	0.0023		130	29	0.008	
1243	FD-4	6:55	7:20	FD4091609	9/16/2009	6:55	38 TE	1465	3114	4562	<	0.010	0.0022	<	100	22	0.010	
1244	FD-1	6:50	7:26	FD1091609	9/16/2009	6:50	39 TE	1476	3062	4519	<	0.010	0.0022	<	100	22	0.010	

Appendix C: Perimeter Hydraulic Barrier Documentation

C-1 Record Drawings

C-2 Mix Design and Testing Reports (Raito)

Appendix C-1: Record Drawings

DWG No.	Title
1100-R	Study Area 7 Site Plan
1100A-R	Record Barrier Alignment Plan - Sheet 1 of 3
1100B-R	Record Barrier Alignment Plan - Sheet 2 of 3
1100C-R	Record Barrier Alignment Plan - Sheet 3 of 3
1200-R	Record S-C-B Barrier North Elevation - Sheet 1 of 4
1201-R	Record S-C-B Barrier North Elevation - Sheet 2 of 4
1202-R	Record S-C-B Barrier North Elevation - Sheet 3 of 4
1203-R	Record S-C-B Barrier North Elevation - Sheet 4 of 4
1204-R	Record S-C-B Barrier East Profile - Sheet 1 of 2
1205-R	Record S-C-B Barrier East Profile - Sheet 2 of 2
1206-R	Record S-C-B Barrier South elevation - Sheet 1 of 4
1207-R	Record S-C-B Barrier South elevation - Sheet 2 of 4
1208-R	Record S-C-B Barrier South elevation - Sheet 3 of 4
1209-R	Record S-C-B Barrier South elevation - Sheet 4 of 4
1210-R	Record S-C-B Barrier West Elevation
1211-R	Record S-C-B Barrier Diagonal Crossing Elevation - Sheet 1 of 2
1212-R	Record S-C-B Barrier Diagonal Crossing Elevation - Sheet 2 of 2
1300-R	Record Barrier Alignment Plans
9000	Cover Sheet Location Plan
9001	Repair Work Drawing List
9002	Plan – Proposed Repair Work
9003	Center Column and Buttress Element Details
9004	Remix Column Details Plan
9005	Sheet Pile Plan
9006	Sheet Pile Wale Plan and Notes
9007	Sheet Pile Wale Sections and Details

9010	Alignment Plan and Soil Profile - Sheet 1 of 5 (North Barrier)
9011	Alignment Plan and Soil Profile - Sheet 2 of 5 (North Barrier)
9012	Alignment Plan and Soil Profile - Sheet 3 of 5 (North Barrier)
9013	Alignment Plan and Soil Profile - Sheet 4 of 5 (North Barrier)
9014	Alignment Plan and Soil Profile - Sheet 5 of 5 (North Barrier)
9015	Alignment Plan and Soil Profile - Sheet 1 of 4 (East Barrier)
9016	Alignment Plan and Soil Profile - Sheet 2 of 4 (East Barrier)
9017	Alignment Plan and Soil Profile - Sheet 3 of 4 (East Barrier)
9018	Alignment Plan and Soil Profile - Sheet 4 of 4 (East Barrier)
9019	Alignment Plan and Soil Profile - Sheet 1 of 3 (South Barrier)
90208	Alignment Plan and Soil Profile - Sheet 2 of 3 (South Barrier)
9021	Alignment Plan and Soil Profile - Sheet 3 of 3 (South Barrier)

P-1	S-C-B Wall Plan Denoting Portland and Slag Cement Zones
P-2	S-C-B Wall Plan Showing Locations of Sheet Pile Installation
P-3	S-C-B Wall Plan Denoting Remixed Zones

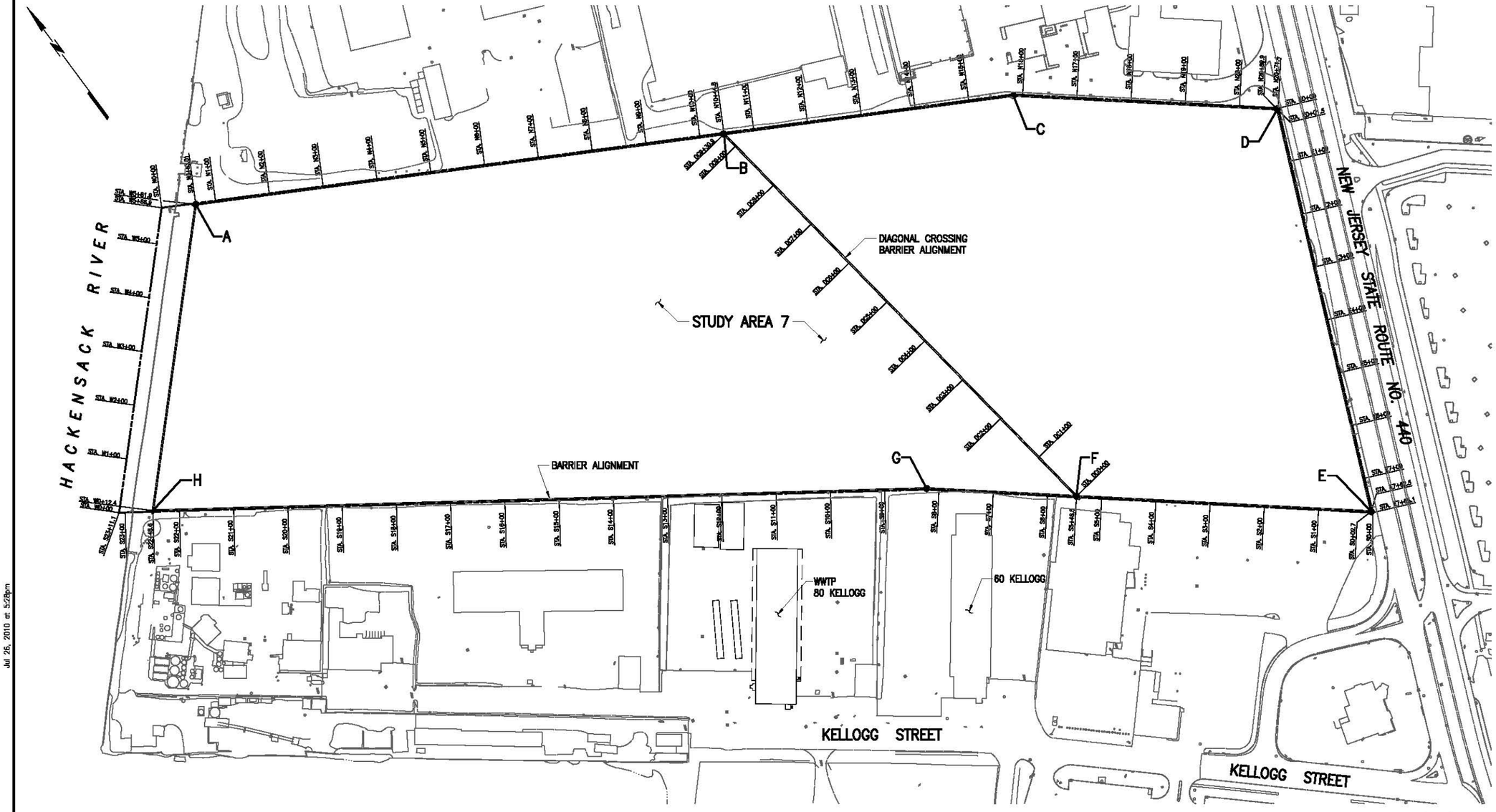

ALIGNMENT CONTROL POINTS

CONTROL PT.	STATION NO.	NORTHING	EASTING
A	W5+81.9 N0+63.01	686032.5	601959.6
B	N10+44.8	685536.5	602806.8
C	N15+83.0	685264.7	603271.1
D	N20+69.9 E0+01.5	684946.0	603639.0
E	E7+62.5 S0+02.7	684255.1	603320.1
F	S5+46.5	684611.1	602909.0
G	S8+22.9	684792.2	602700.0
H	S22+48.8 W0+12.4	685636.0	601550.7

GRAPHIC SCALE

100' 50' 0 100' 200'

PETER W. DEMING
LICENSED PROFESSIONAL ENGINEER
N.J. PROFESSIONAL ENGINEER
NO. GE 48522, JULY 28, 2010

REV.	DATE	BY	DESCRIPTION

STUDY AREA 7

JERSEY CITY — NEW JERSEY

Honeywell

101 COLUMBIA ROAD, MORRISTOWN, NEW JERSEY 07962

PROJECT NO. 35037

MUESER RUTLEDGE CONSULTING ENGINEERS

14 PENN PLAZA – 225 W. 34TH STREET, NEW YORK, NY 10122

SCALE	MADE BY	DATE	FILE NO.
GRAPHIC	B.B.	07-13-10	10210
	CH'KD BY D.W.C.	DATE 07-13-10	DRAWING NO.

STUDY AREA 7
SITE PLAN

1100-R

G:\DWGS\102\10210\Contract 6 - Closeout Report\6-1100-R.dwg
Jul 26, 2010 at 5:28pm
Treva

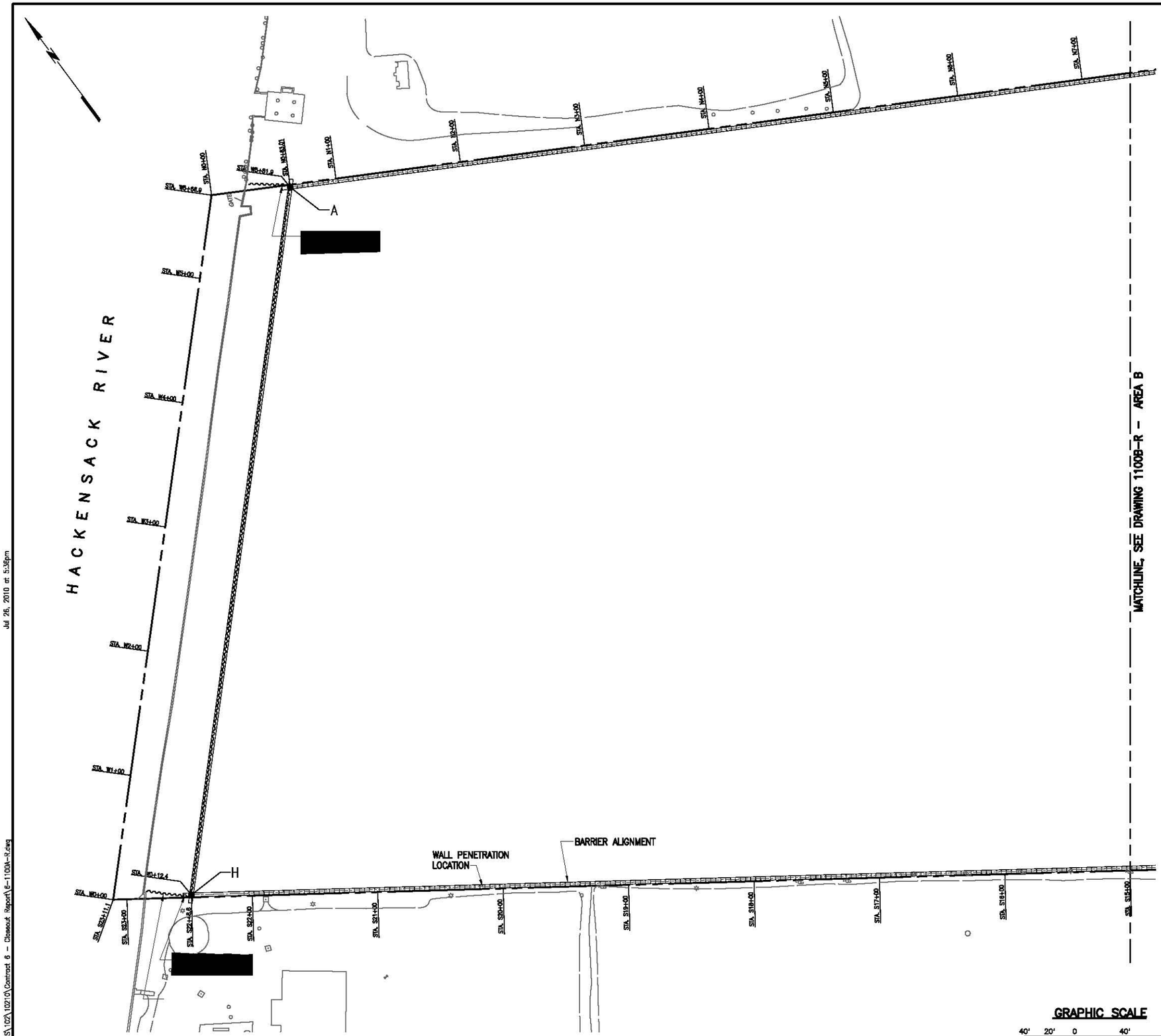

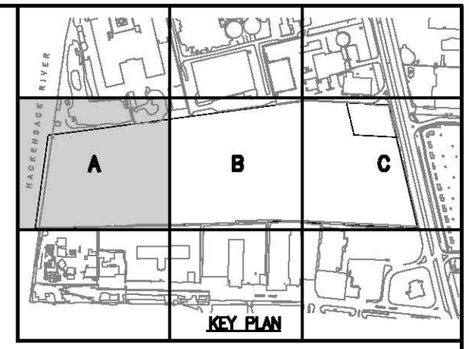

Notes:

1. As-Built locations of S-C-B elements were provided by Raito, Inc.
2. As-Built locations of beams were provided by Schoor DePalma.
3. Some beams were inaccessible at the time of survey and As-Built locations were not obtained.
4. As-Built locations of steel sheet piles within West Barrier were not obtained. Locations shown are approximate.

Legend:

- I – As-Built location of WF Beam
- ~~~~~ – Approximate location of Sheet Pile barrier
- ——— – Property Line

GRAPHIC SCALE

40' 20' 0 40' 80'

REV.	DATE	BY	DESCRIPTION

STUDY AREA 7

JERSEY CITY NEW JERSEY

Honeywell

101 COLUMBIA ROAD, MORRISTOWN, NEW JERSEY 07962

PROJECT NO. 35037

MUESER RUTLEDGE CONSULTING ENGINEERS

14 PENN PLAZA – 225 W. 34TH STREET, NEW YORK, NY 10122

PETER W. DEMING — LICENSED PROFESSIONAL ENGINEER — STATE OF NEW JERSEY — NO. GE 48022 — REGISTERED PROFESSIONAL ENGINEER

N.J. PROFESSIONAL ENGINEER NO. GE 48022, JULY 28, 2010

SCALE	MADE BY	DATE	FILE NO.
GRAPHIC	B.B.	07-13-10	10210
	CH'KD BY D.W.C.	07-13-10	DRAWING NO.

RECORD BARRIER ALIGNMENT PLAN SHEET 1 OF 3

1100A-R

Jul 26, 2010 at 5:36pm

G:\DWGS\1022\1021\Contract 6 - Closeout Report\6-1100A-R.dwg

Treva

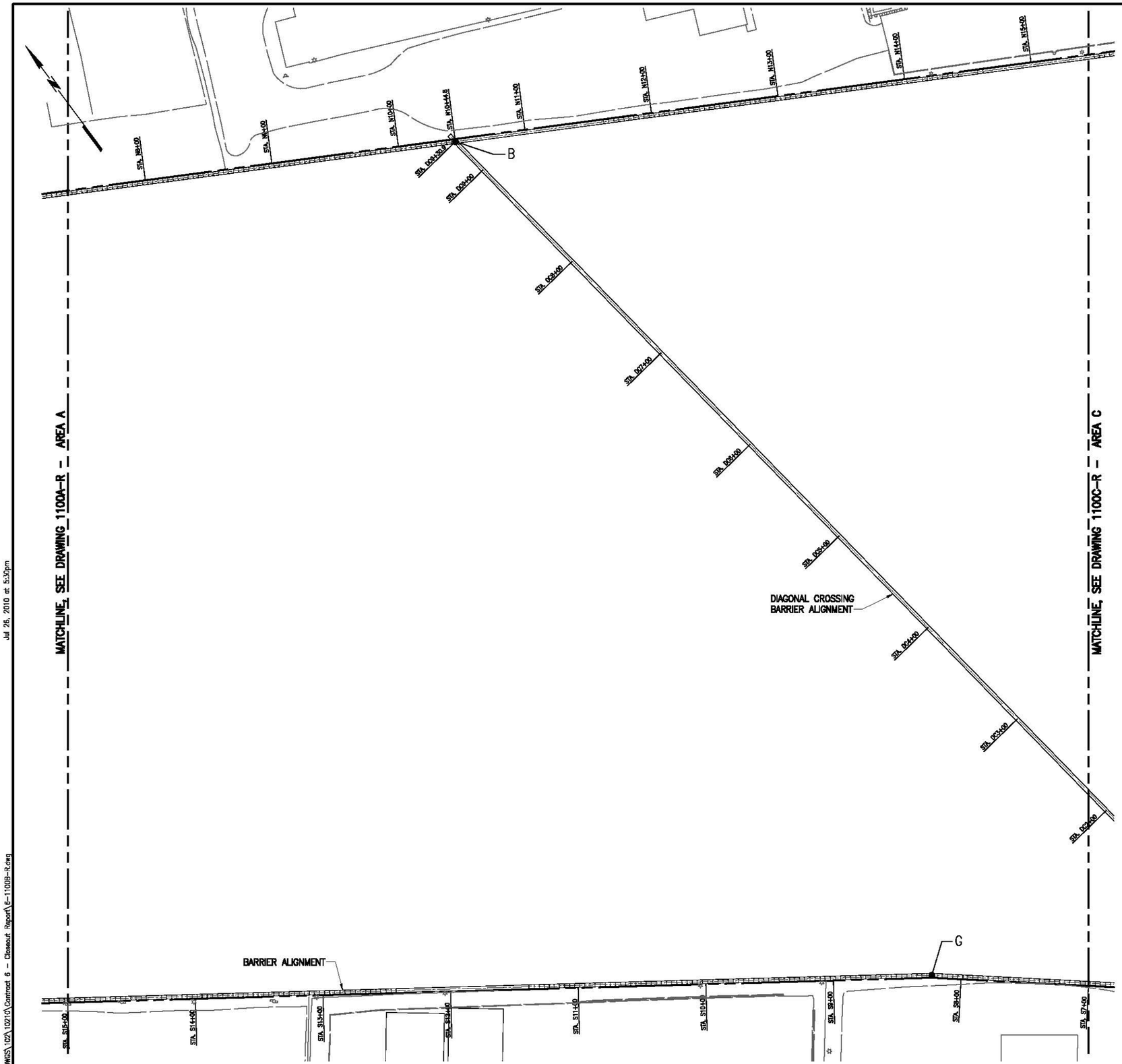

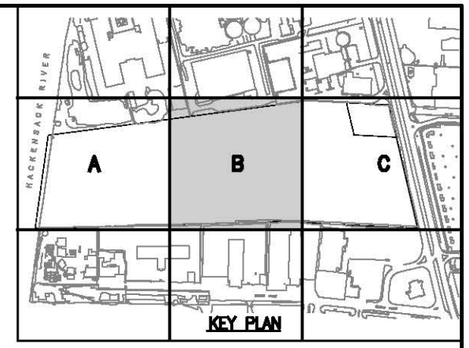

Notes:

1. See Drawing 1100A-R for Notes.
2. See Drawing 1100A-R for Legend.

GRAPHIC SCALE

40' 20' 0 40' 80'

REV.	DATE	BY	DESCRIPTION

STUDY AREA 7

JERSEY CITY NEW JERSEY

Honeywell

101 COLUMBIA ROAD, MORRISTOWN, NEW JERSEY 07962

PROJECT NO. 35037

MUESER RUTLEDGE CONSULTING ENGINEERS

14 PENN PLAZA – 225 W. 34TH STREET, NEW YORK, NY 10122

PETER W. DEMING
STATE OF NEW JERSEY
NO. GE 46522
LICENSED PROFESSIONAL ENGINEER
N.J. PROFESSIONAL ENGINEER
NO. GE 46522, JULY 28, 2010

SCALE	MADE BY B.B.	DATE 07-13-10	FILE NO.
GRAPHIC	CH'KD BY D.W.C.	DATE 07-13-10	10210

RECORD BARRIER ALIGNMENT PLAN SHEET 2 OF 3

DRAWING NO. 1100B-R

Jul 26, 2010 at 5:30pm

G:\DWGS\102\10210\Contract 6 – Closeout Report\6-1100B-R.dwg

lreva

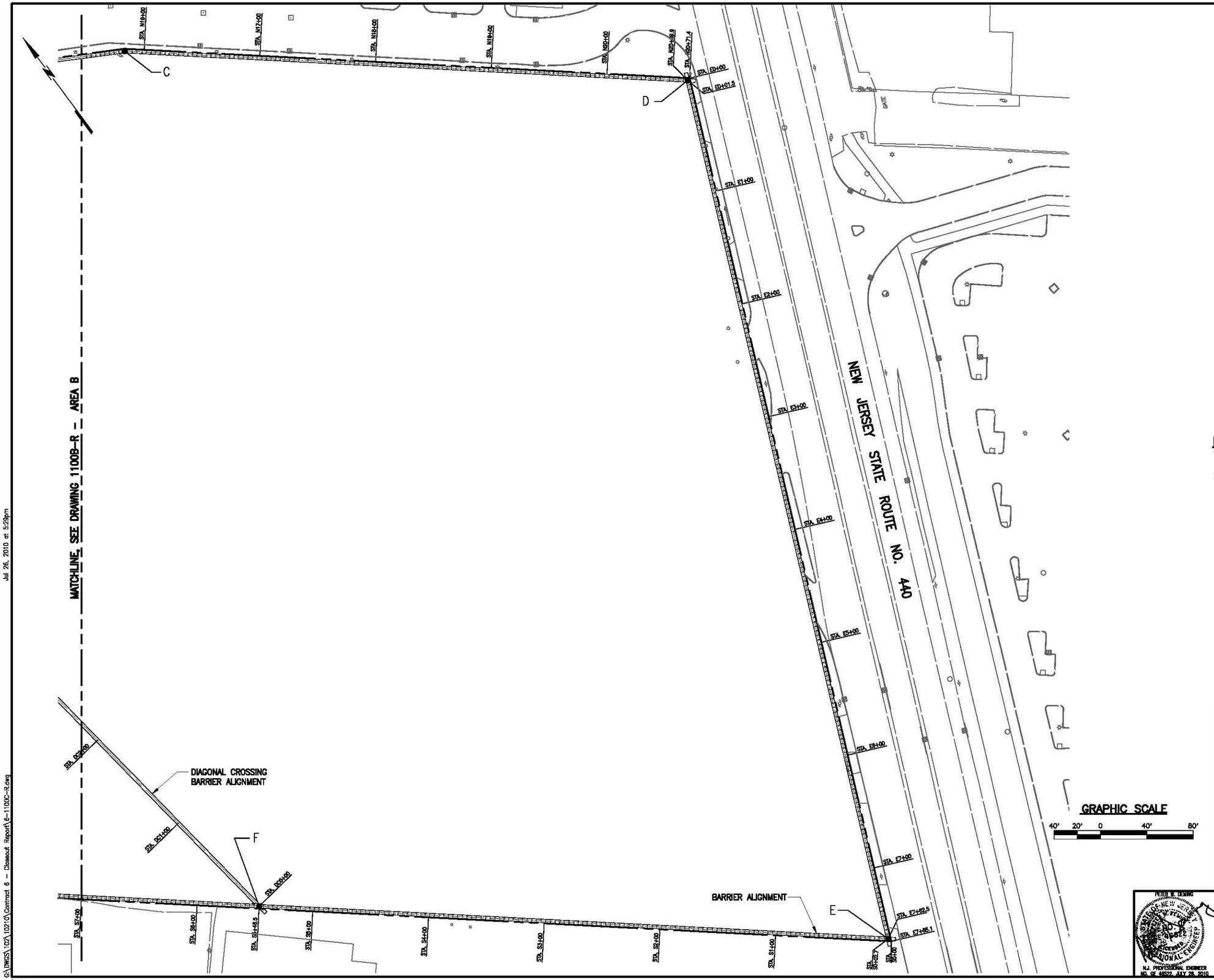

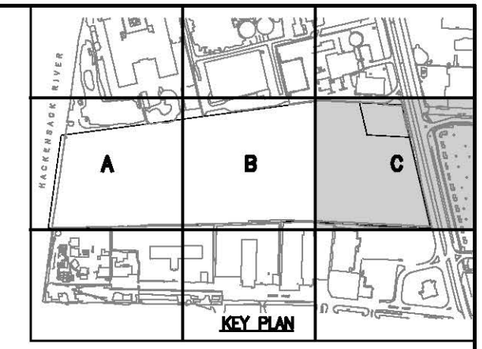

Notes:

1. See Drawing 1100A-R for Notes.
2. See Drawing 1100A-R for Legend.

GRAPHIC SCALE

40' 20' 0 40' 80'

REV.	DATE	BY	DESCRIPTION

STUDY AREA 7

JERSEY CITY NEW JERSEY

Honeywell

101 COLUMBIA ROAD, MORRISTOWN, NEW JERSEY 07962

PROJECT NO. 35037

MUESER RUTLEDGE CONSULTING ENGINEERS

14 PENN PLAZA – 225 W. 34TH STREET, NEW YORK, NY 10122

PETER W. DEMING

N.J. PROFESSIONAL ENGINEER NO. GE 46522, JULY 28, 2010

SCALE	MADE BY B.B.	DATE 07-13-10	FILE NO.
GRAPHIC	CH'KD BY D.W.C.	DATE 07-13-10	10210

RECORD BARRIER ALIGNMENT PLAN SHEET 3 OF 3

DRAWING NO. 1100C-R

G:\DWGS\102\10210\Contract 6 – Closeout Report\6-1100C-R.dwg Jul 26, 2010 at 5:29pm

lreva

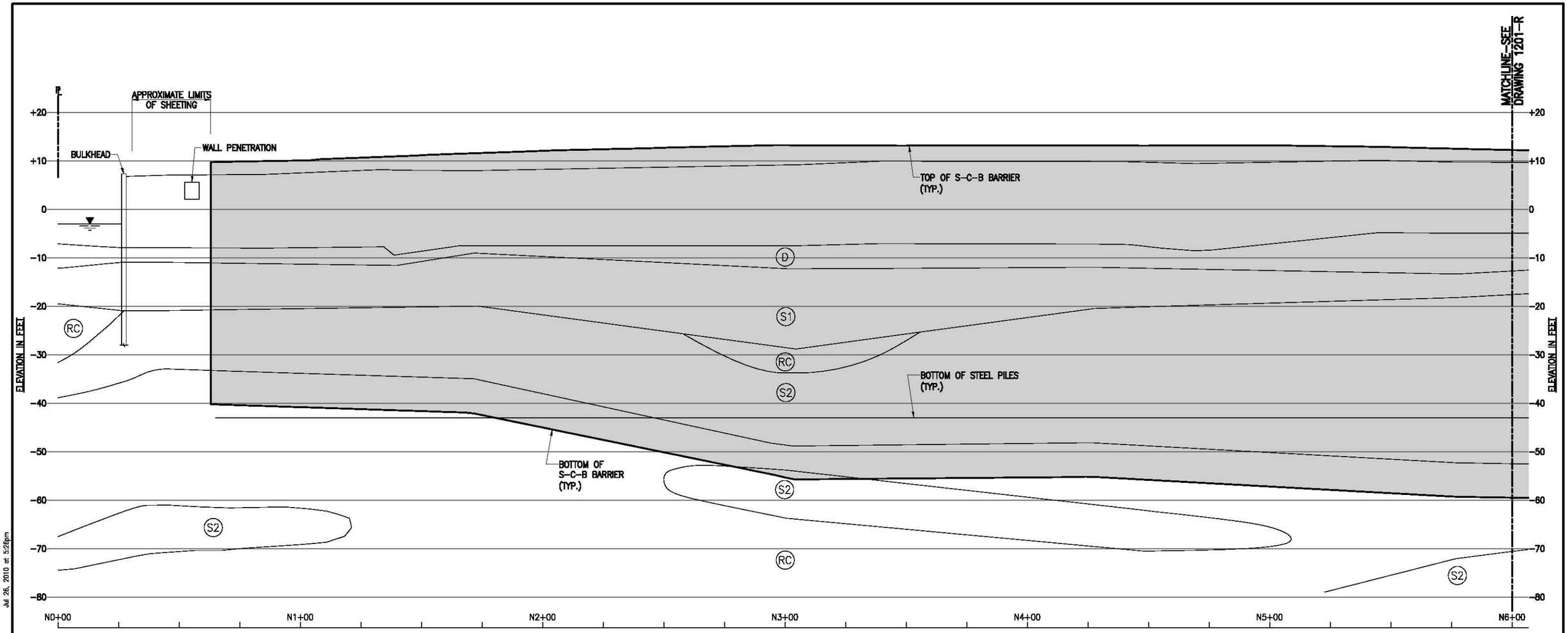

ELEVATION LOOKING NORTH

Legend:

- ▭ – EXTENT OF S–C–B BARRIER
- (D) – MEADOW MAT
- (S1) – GRAY SAND
- (S2) – RED BROWN SAND
- (RC) – RED CLAY
- (T) – TILL

Notes:

1. See Drawing 1100A–R for Notes.

GRAPHIC SCALE

HORIZONTAL 20' 10' 0 20' 40'

VERTICAL 10' 5' 0 10' 20'

PETER W. DEMING — STATE OF NEW JERSEY — LICENSED PROFESSIONAL ENGINEER — N.J. PROFESSIONAL ENGINEER NO. GE 48522, JULY 28, 2010

REV.	DATE	BY	DESCRIPTION

STUDY AREA 7

JERSEY CITY — NEW JERSEY

Honeywell

101 COLUMBIA ROAD, MORRISTOWN, NEW JERSEY 07962

PROJECT NO. 35037

MUESER RUTLEDGE CONSULTING ENGINEERS

14 PENN PLAZA – 225 W. 34TH STREET, NEW YORK, NY 10122

SCALE	MADE BY	DATE	FILE NO.
GRAPHIC	B.B.	07–13–10	10210
	CH'KD BY D.W.C.	07–13–10	

RECORD S–C–B BARRIER
NORTH ELEVATION
SHEET 1 OF 4

DRAWING NO. 1200–R

Jul 26, 2010 at 5:26pm

G:\DWGS\102\1021\0\Contract 6 - Closeout Report\6-1200-R.dwg

trevo

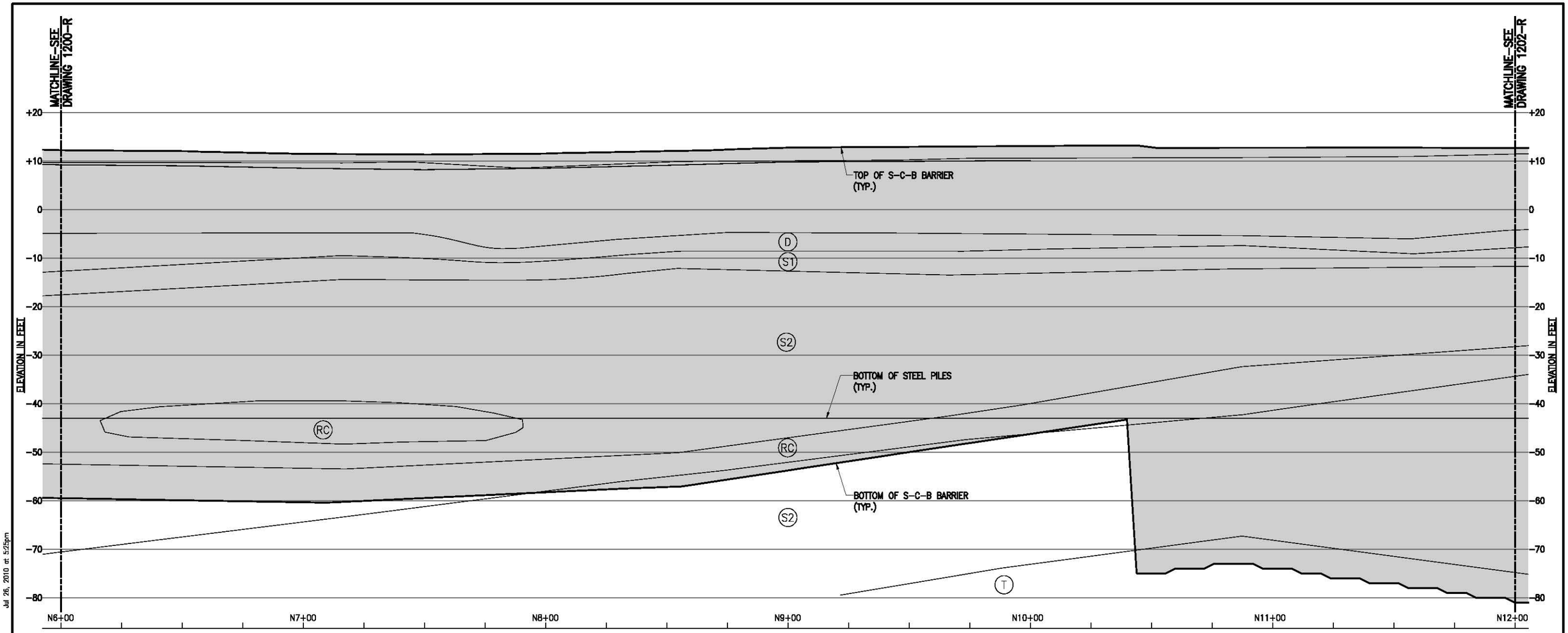

ELEVATION LOOKING NORTH

Notes:

1. See Drawing 1100A-R for Notes.
2. See Drawing 1200-R for Legend.

GRAPHIC SCALE

HORIZONTAL 20' 10' 0 20' 40'

VERTICAL 10' 5' 0 10' 20'

PETER W. DEMING
STATE OF NEW JERSEY
NO. GE 46522
LICENSED PROFESSIONAL ENGINEER
N.J. PROFESSIONAL ENGINEER
NO. GE 46522, JULY 28, 2010

REV.	DATE	BY	DESCRIPTION

STUDY AREA 7

JERSEY CITY NEW JERSEY

Honeywell

101 COLUMBIA ROAD, MORRISTOWN, NEW JERSEY 07962

PROJECT NO. 35037

MUESER RUTLEDGE CONSULTING ENGINEERS

14 PENN PLAZA – 225 W. 34TH STREET, NEW YORK, NY 10122

SCALE	MADE BY	DATE	FILE NO.
GRAPHIC	B.B.	07-13-10	10210
	CH'KD BY D.W.C.	DATE 07-13-10	

RECORD S-C-B BARRIER
NORTH ELEVATION
SHEET 2 OF 4

DRAWING NO. 1201-R

Jul 26, 2010 at 5:25pm

G:\DWGS\102\10210\Contract 6 - Closeout Report\6-1201-R.dwg

lreva

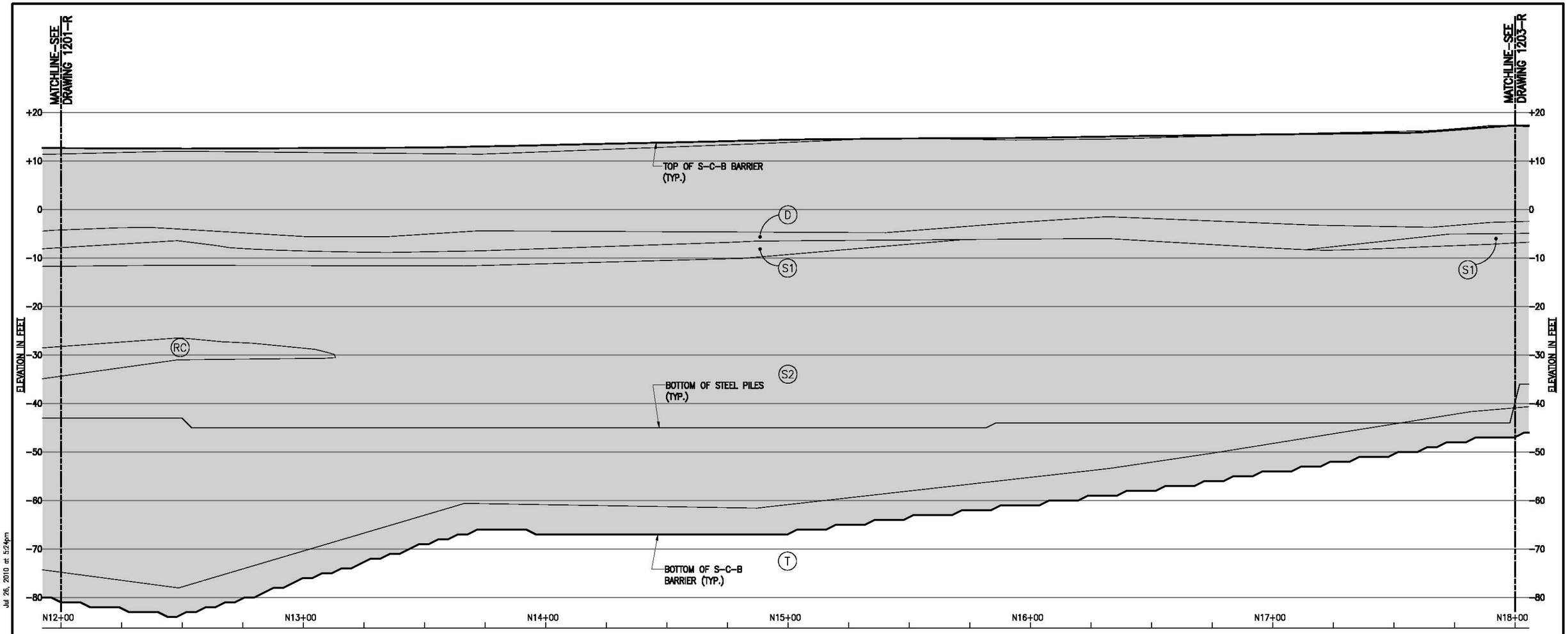

ELEVATION LOOKING NORTH

Notes:

1. See Drawing 1100A–R for Notes.
2. See Drawing 1200–R for Legend.

GRAPHIC SCALE

HORIZONTAL 20' 10' 0 20' 40'

VERTICAL 10' 5' 0 10' 20'

PETER W. DEMING — STATE OF NEW JERSEY — LICENSED PROFESSIONAL ENGINEER — N.J. PROFESSIONAL ENGINEER NO. GE 48529, JULY 28, 2010

REV.	DATE	BY	DESCRIPTION

STUDY AREA 7

JERSEY CITY NEW JERSEY

Honeywell

101 COLUMBIA ROAD, MORRISTOWN, NEW JERSEY 07962

PROJECT NO. 35037

MUESER RUTLEDGE CONSULTING ENGINEERS

14 PENN PLAZA – 225 W. 34TH STREET, NEW YORK, NY 10122

SCALE	MADE BY	DATE	FILE NO.
GRAPHIC	B.B.	07–13–10	10210
	CH'KD BY D.W.C.	DATE 07–13–10	

RECORD S–C–B BARRIER NORTH ELEVATION SHEET 3 OF 4

DRAWING NO. 1202–R

Jul 26, 2010 at 5:24pm

G:\DWGS\102\10210\Contract 6 – Closeout Report\E–1202–R.dwg

Treva

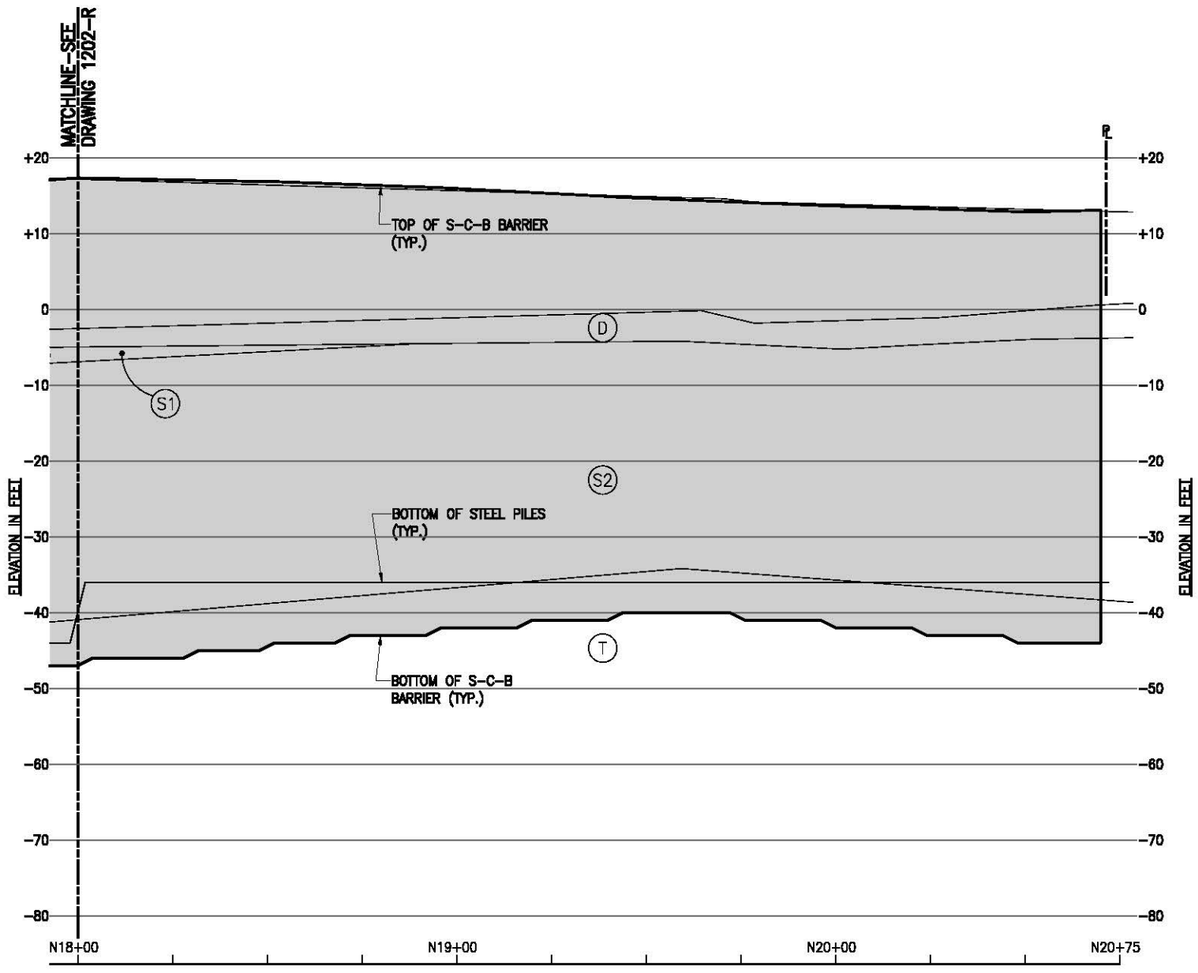

ELEVATION LOOKING NORTH

Notes:

1. See Drawing 1100A-R for Notes.
2. See Drawing 1200-R for Legend.

GRAPHIC SCALE

HORIZONTAL 20' 10' 0 20' 40'

VERTICAL 10' 5' 0 10' 20'

REV.	DATE	BY	DESCRIPTION

STUDY AREA 7

JERSEY CITY NEW JERSEY

Honeywell

101 COLUMBIA ROAD, MORRISTOWN, NEW JERSEY 07962

PROJECT NO. 35037

MUESER RUTLEDGE CONSULTING ENGINEERS

14 PENN PLAZA – 225 W. 34TH STREET, NEW YORK, NY 10122

PETER W. DEMING

STATE OF NEW JERSEY NO. GE 46522 LICENSED PROFESSIONAL ENGINEER

N.J. PROFESSIONAL ENGINEER NO. GE 46522, JULY 28, 2010

SCALE	MADE BY	DATE	FILE NO.
GRAPHIC	B.B.	07-13-10	10210
	CH'KD BY D.W.C.	DATE 07-13-10	

RECORD S-C-B BARRIER
NORTH ELEVATION
SHEET 4 OF 4

DRAWING NO. 1203-R

Jul 26, 2010 at 5:23pm

G:\DWGS\102\10210\Contract 6 - Closeout Report\6-1203-R.dwg

lreva

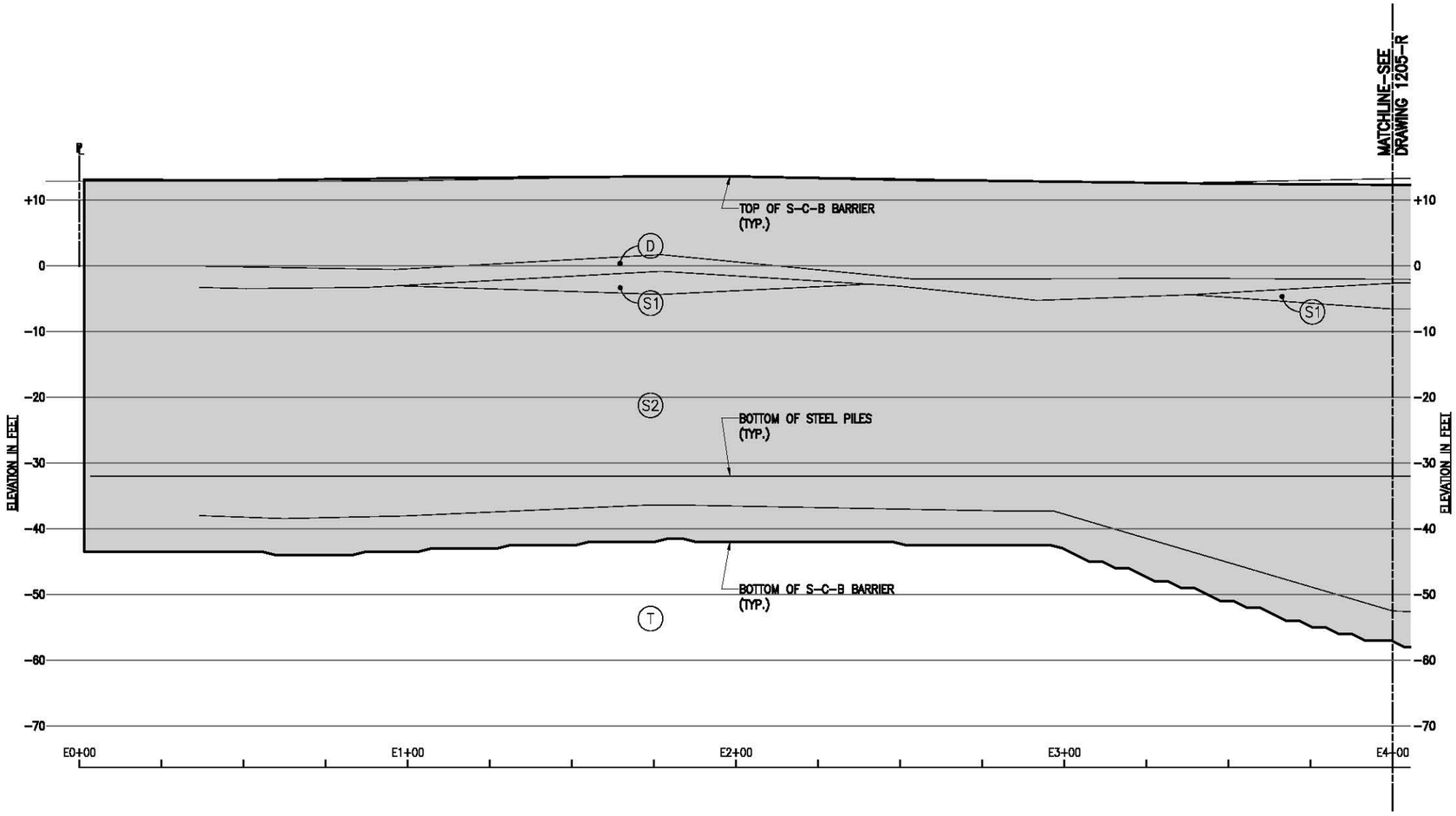

Notes:

1. See Drawing 1100A–R for Notes.
2. See Drawing 1200–R for Legend.

ELEVATION LOOKING EAST

GRAPHIC SCALE

HORIZONTAL 20' 10' 0 20' 40'

VERTICAL 10' 5' 0 10' 20'

PETER W. DEMING — STATE OF NEW JERSEY — LICENSED PROFESSIONAL ENGINEER
N.J. PROFESSIONAL ENGINEER NO. GE 48522, JULY 28, 2010

REV.	DATE	BY	DESCRIPTION

STUDY AREA 7

JERSEY CITY NEW JERSEY

Honeywell

101 COLUMBIA ROAD, MORRISTOWN, NEW JERSEY 07962

PROJECT NO. 35037

MUESER RUTLEDGE CONSULTING ENGINEERS

14 PENN PLAZA – 225 W. 34TH STREET, NEW YORK, NY 10122

SCALE	MADE BY	DATE	FILE NO.
GRAPHIC	B.B.	07–13–10	10210
	CH'KD BY D.W.C.	DATE 07–13–10	

RECORD S–C–B BARRIER EAST PROFILE SHEET 1 OF 2

DRAWING NO. 1204–R

Jul 26, 2010 at 5:21pm

G:\DWGS\102\10210\Contract 6 – Closeout Report\E-1204-R.dwg

Treva

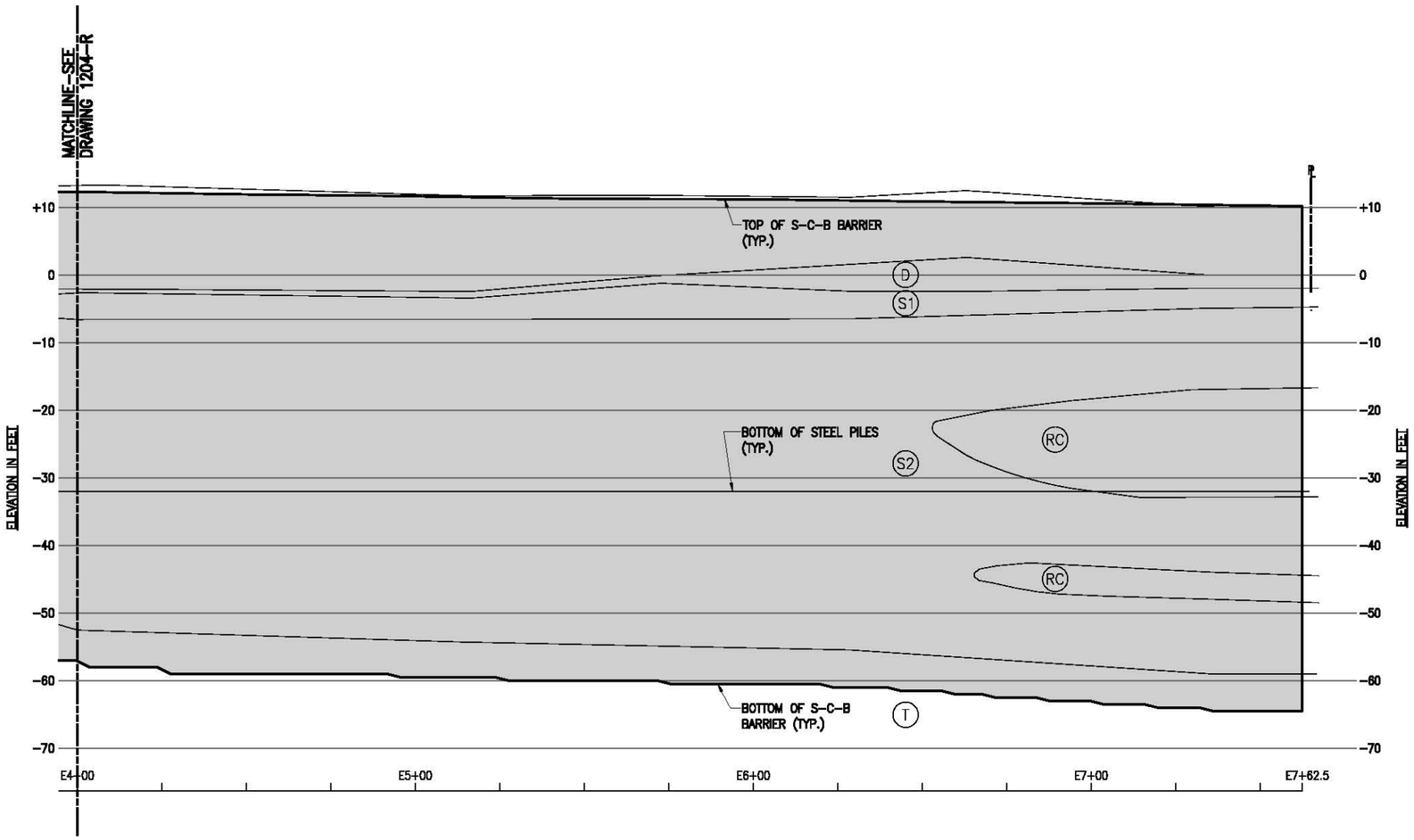

ELEVATION LOOKING EAST

Notes:

1. See Drawing 1100A-R for Notes.
2. See Drawing 1200-R for Legend.

GRAPHIC SCALE

HORIZONTAL 20' 10' 0 20' 40'

VERTICAL 10' 5' 0 10' 20'

PETER W. DEMING
STATE OF NEW JERSEY
NO. GE 46522
LICENSED PROFESSIONAL ENGINEER
N.J. PROFESSIONAL ENGINEER
NO. GE 46522, JULY 28, 2010

REV.	DATE	BY	DESCRIPTION

STUDY AREA 7

JERSEY CITY NEW JERSEY

Honeywell

101 COLUMBIA ROAD, MORRISTOWN, NEW JERSEY 07962

PROJECT NO. 35037

MUESER RUTLEDGE CONSULTING ENGINEERS

14 PENN PLAZA – 225 W. 34TH STREET, NEW YORK, NY 10122

SCALE	MADE BY	DATE	FILE NO.
GRAPHIC	B.B.	07-13-10	10210
	CH'KD BY D.W.C.	DATE 07-13-10	

RECORD S-C-B BARRIER
EAST ELEVATION
SHEET 2 OF 2

DRAWING NO. 1205-R

Jul 26, 2010 at 5:20pm

G:\DWGS\102\10210\Contract 6 - Closeout Report\6-1205-R.dwg

lreva

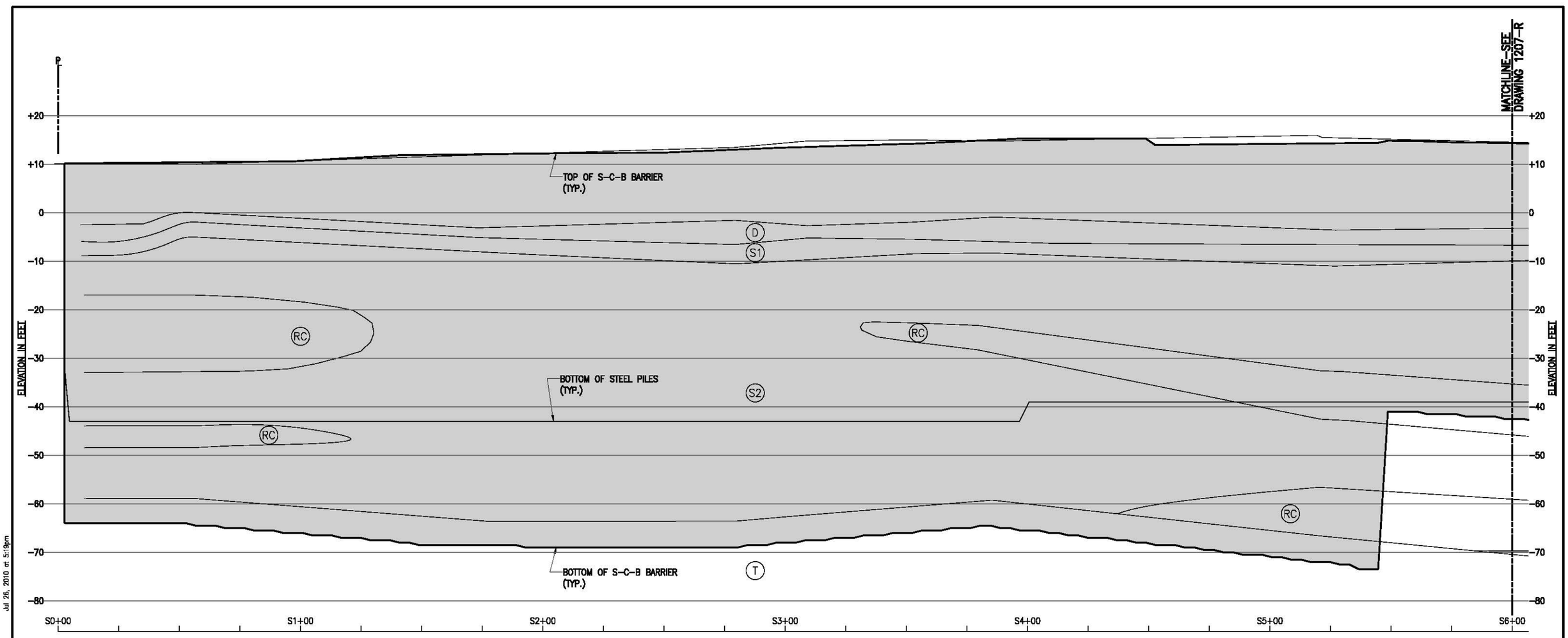

ELEVATION LOOKING SOUTH

Notes:

1. See Drawing 1100A-R for Notes.
2. See Drawing 1200-R for Legend.

GRAPHIC SCALE

HORIZONTAL 20' 10' 0 20' 40'

VERTICAL 10' 5' 0 10' 20'

PETER W. DEMING
STATE OF NEW JERSEY
LICENSED
PROFESSIONAL ENGINEER
N.J. PROFESSIONAL ENGINEER
NO. GE 48522, JULY 28, 2010

REV.	DATE	BY	DESCRIPTION

STUDY AREA 7

JERSEY CITY NEW JERSEY

Honeywell

101 COLUMBIA ROAD, MORRISTOWN, NEW JERSEY 07962

PROJECT NO. 35037

MUESER RUTLEDGE CONSULTING ENGINEERS

14 PENN PLAZA – 225 W. 34TH STREET, NEW YORK, NY 10122

SCALE	MADE BY	DATE	FILE NO.
GRAPHIC	B.B.	07-13-10	10210
	CH'KD BY D.W.C.	DATE 07-13-10	

RECORD S-C-B BARRIER
SOUTH ELEVATION
SHEET 1 OF 4

DRAWING NO. 1206-R

Jul 26, 2010 at 5:19pm

G:\DWGS\102\10210\Contract 6 - Closeout Report\E-1206-R.dwg

lreva

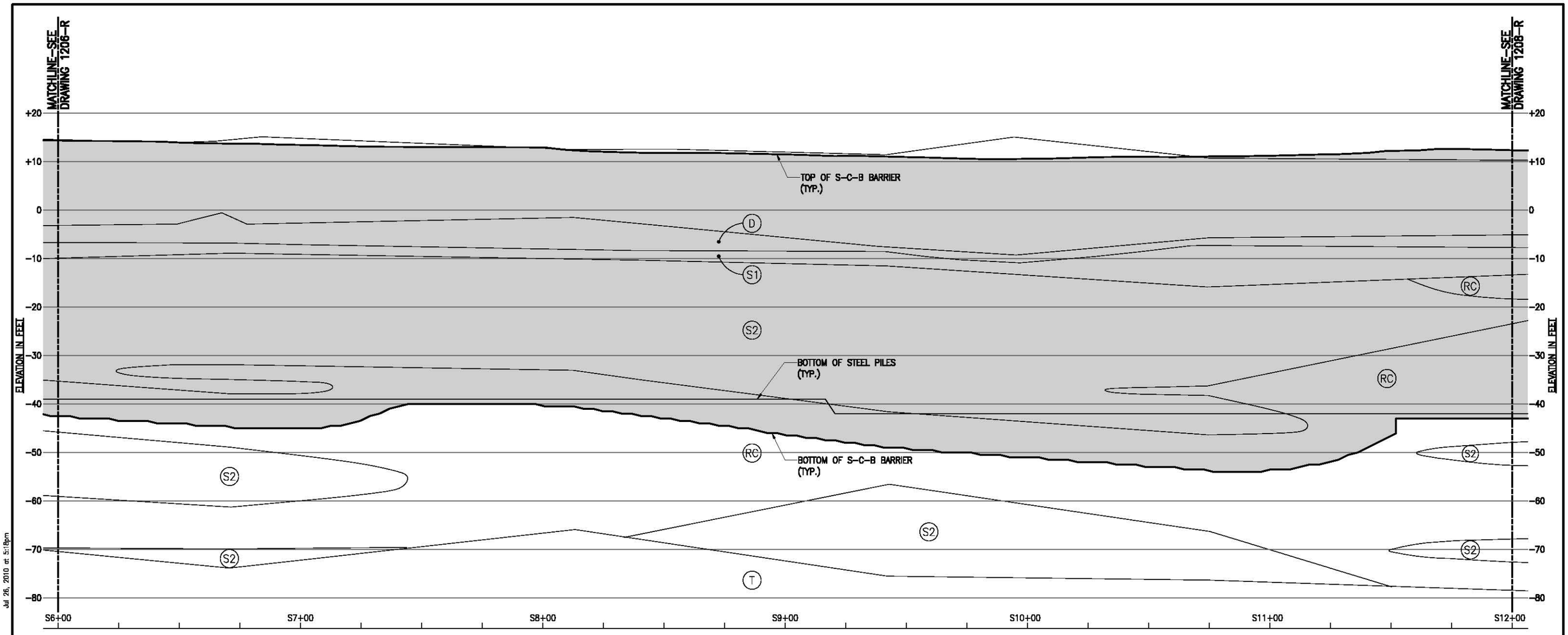

ELEVATION LOOKING SOUTH

Notes:

1. See Drawing 1100A-R for Notes.
2. See Drawing 1200-R for Legend.

GRAPHIC SCALE

HORIZONTAL 20' 10' 0 20' 40'

VERTICAL 10' 5' 0 10' 20'

PETER W. DEMING
STATE OF NEW JERSEY
NO. GE 46522
LICENSED PROFESSIONAL ENGINEER
N.J. PROFESSIONAL ENGINEER
NO. GE 46522, JULY 28, 2010

REV.	DATE	BY	DESCRIPTION

STUDY AREA 7

JERSEY CITY NEW JERSEY

Honeywell

101 COLUMBIA ROAD, MORRISTOWN, NEW JERSEY 07962

PROJECT NO. 35037

MUESER RUTLEDGE CONSULTING ENGINEERS

14 PENN PLAZA – 225 W. 34TH STREET, NEW YORK, NY 10122

SCALE	MADE BY	DATE	FILE NO.
GRAPHIC	B.B.	07-13-10	10210
	CH'KD BY D.W.C.	DATE 07-13-10	

RECORD S-C-B BARRIER
SOUTH ELEVATION
SHEET 2 OF 4

DRAWING NO. 1207-R

Jul 26, 2010 at 5:18pm

G:\DWGS\102\10210\Contract 6 – Closeout Report\6-1207-R.dwg

lreva

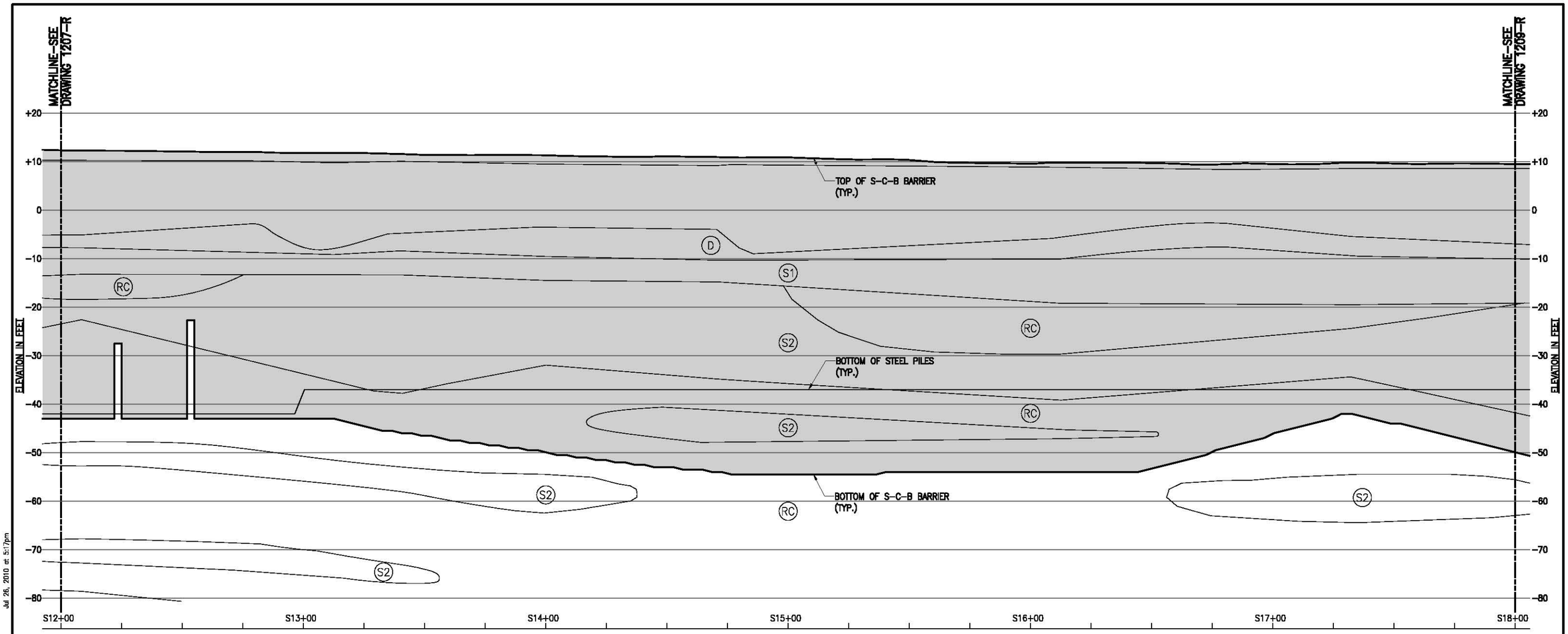

ELEVATION LOOKING SOUTH

Notes:

1. See Drawing 1100A-R for Notes.
2. See Drawing 1200-R for Legend.

GRAPHIC SCALE

HORIZONTAL 20' 10' 0 20' 40'

VERTICAL 10' 5' 0 10' 20'

REV.	DATE	BY	DESCRIPTION

STUDY AREA 7

JERSEY CITY NEW JERSEY

Honeywell

101 COLUMBIA ROAD, MORRISTOWN, NEW JERSEY 07962

PROJECT NO. 35037

MUESER RUTLEDGE CONSULTING ENGINEERS

14 PENN PLAZA – 225 W. 34TH STREET, NEW YORK, NY 10122

PETER W. DEMING

STATE OF NEW JERSEY NO. GE 46522 LICENSED PROFESSIONAL ENGINEER

N.J. PROFESSIONAL ENGINEER NO. GE 46522, JULY 28, 2010

SCALE	MADE BY	DATE	FILE NO.
GRAPHIC	B.B.	07-13-10	10210
	CH'KD BY D.W.C.	DATE 07-13-10	

RECORD S-C-B BARRIER
SOUTH ELEVATION
SHEET 3 OF 4

DRAWING NO. 1208-R

G:\DWGS\102\10210\Contract 6 - Closeout Report\6-1208-R.dwg Jul 26, 2010 at 5:17pm

lreva

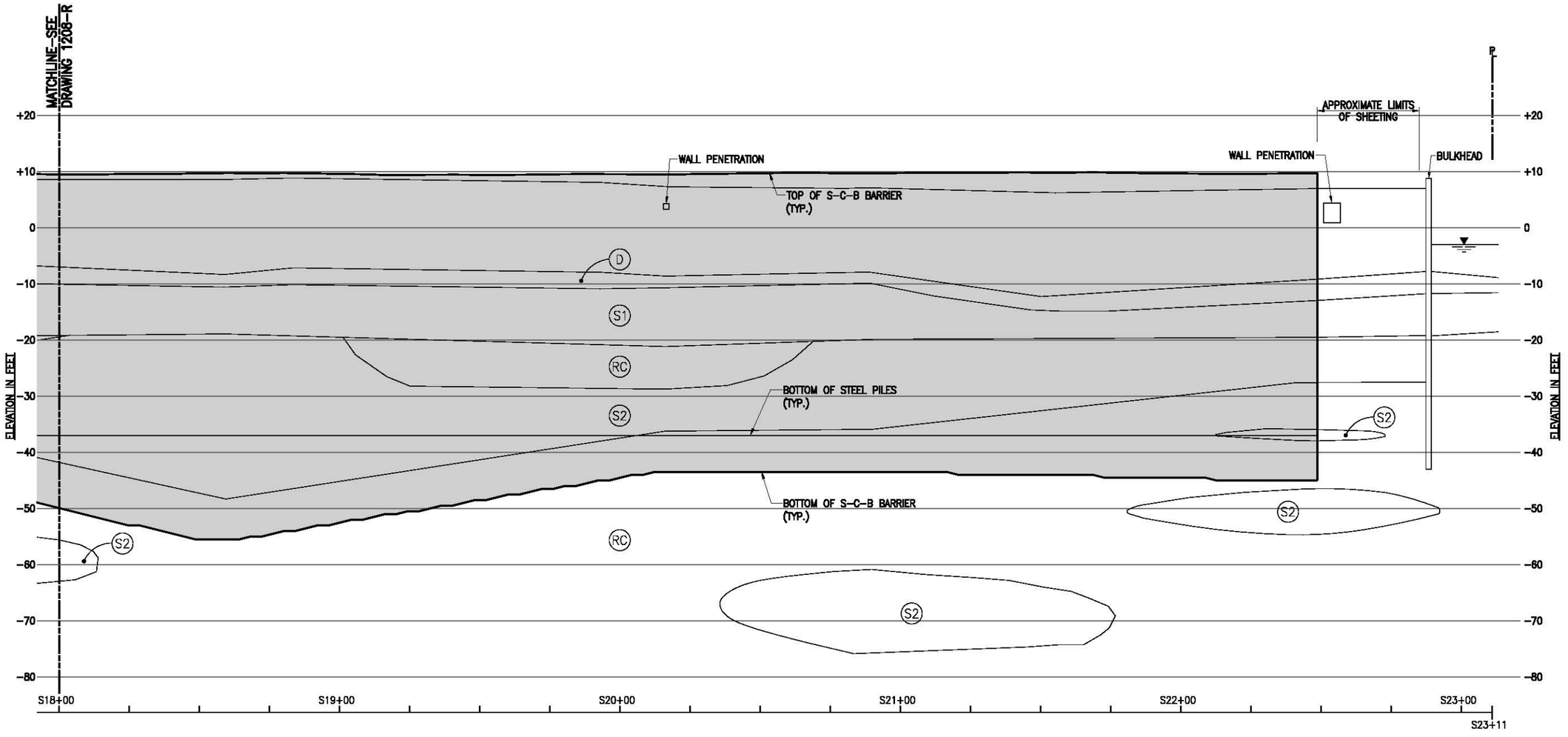

ELEVATION LOOKING SOUTH

Notes:

1. See Drawing 1100A–R for Notes.
2. See Drawing 1200–R for Legend.

REV.	DATE	BY	DESCRIPTION

STUDY AREA 7

JERSEY CITY NEW JERSEY

Honeywell

101 COLUMBIA ROAD, MORRISTOWN, NEW JERSEY 07962

PROJECT NO. 35037

MUESER RUTLEDGE CONSULTING ENGINEERS

14 PENN PLAZA – 225 W. 34TH STREET, NEW YORK, NY 10122

GRAPHIC SCALE

HORIZONTAL 20' 10' 0 20' 40'

VERTICAL 10' 5' 0 10' 20'

PETER W. DEMING LICENSED PROFESSIONAL ENGINEER NO. GE 48022 STATE OF NEW JERSEY

N.J. PROFESSIONAL ENGINEER NO. GE 48022, JULY 28, 2010

SCALE	MADE BY	DATE	FILE NO.
GRAPHIC	B.B.	07–13–10	10210
	CH'KD BY D.W.C.	DATE 07–13–10	

RECORD S–C–B BARRIER SOUTH PROFILE SHEET 4 OF 4

DRAWING NO. 1209–R

Jul 26, 2010 at 5:16pm

G:\DWGS\1022\10210\Contract 6 – Closeout Report\6–1209–R.dwg

Treva

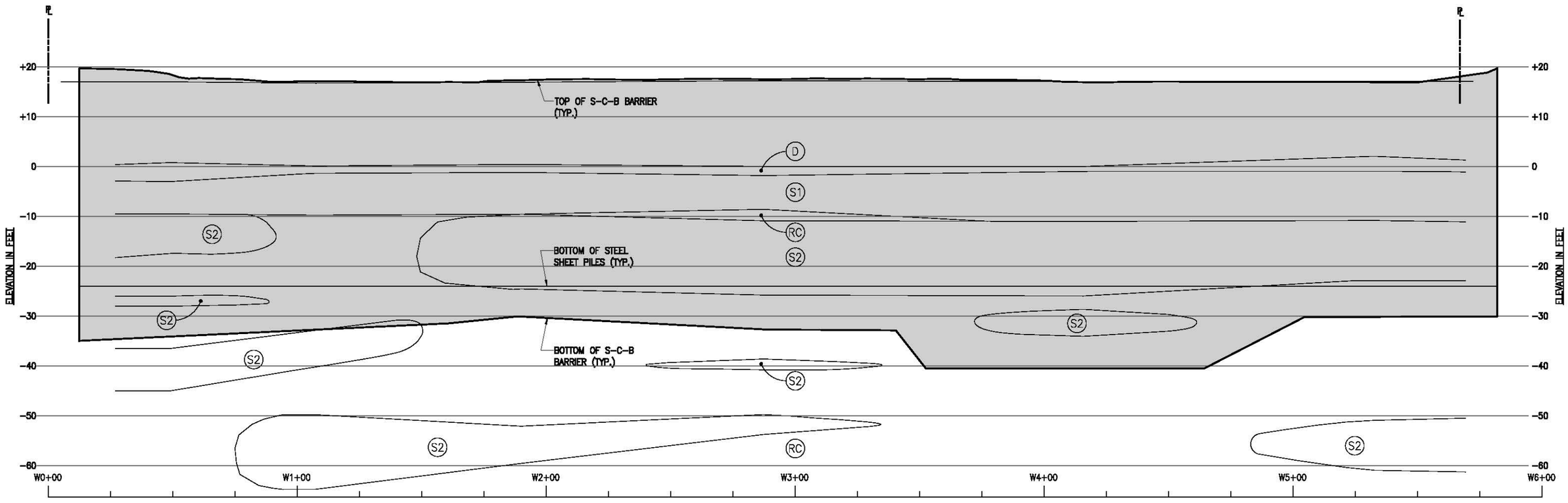

ELEVATION LOOKING WEST

Notes:

1. See Drawing 1100A−R for Notes.
2. See Drawing 1200−R for Legend.

GRAPHIC SCALE

HORIZONTAL 20' 10' 0 20' 40'

VERTICAL 10' 5' 0 10' 20'

PETER W. DEMING — NEW JERSEY — NO. GE 48022 — LICENSED PROFESSIONAL ENGINEER
N.J. PROFESSIONAL ENGINEER NO. GE 48022, JULY 28, 2010

REV.	DATE	BY	DESCRIPTION

STUDY AREA 7

JERSEY CITY NEW JERSEY

Honeywell

101 COLUMBIA ROAD, MORRISTOWN, NEW JERSEY 07962

PROJECT NO. 35037

MUESER RUTLEDGE CONSULTING ENGINEERS

14 PENN PLAZA − 225 W. 34TH STREET, NEW YORK, NY 10122

SCALE	MADE BY B.B.	DATE 07−13−10	FILE NO.
GRAPHIC	CH'KD BY D.W.C.	DATE 07−13−10	10210

RECORD S−C−B BARRIER WEST ELEVATION

DRAWING NO. 1210−R

Jul 26, 2010 at 5:15pm

G:\DWGS\102\10210\Contract 6 − Closeout Report\6−1210−R.dwg

Treva

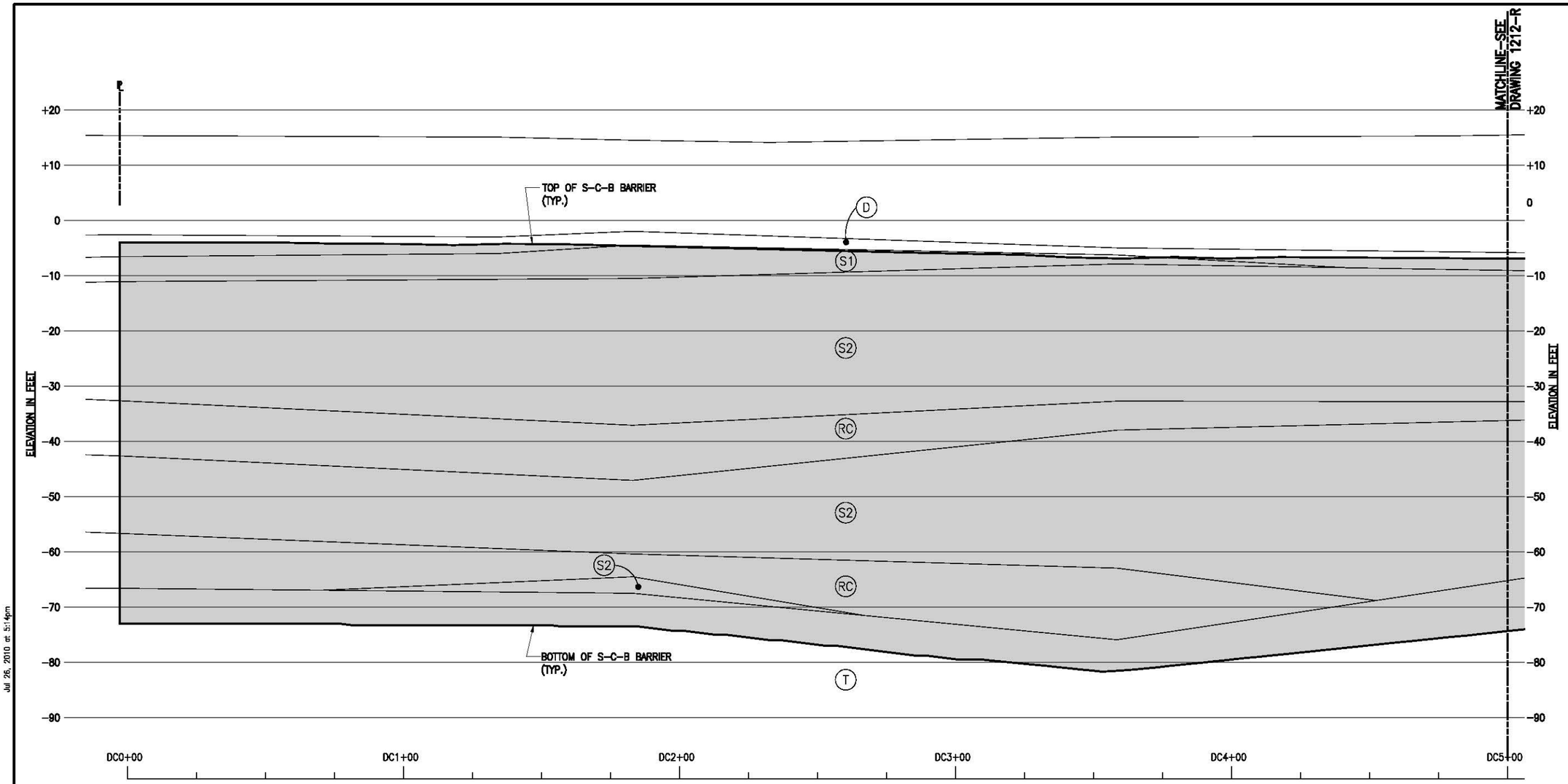

DIAGONAL CROSSING ELEVATION - LOOKING WEST

Notes:

1. Top of S-C-B Diagonal Crossing was interpolated from bottom of excavation elevations.
2. See Drawing 1100A-R for Notes.
3. See Drawing 1200-R for Legend.
4. Diagonal crossing does not contain beam reinforcing.

GRAPHIC SCALE

HORIZONTAL 20' 10' 0 20' 40'

VERTICAL 10' 5' 0 10' 20'

REV.	DATE	BY	DESCRIPTION

STUDY AREA 7

JERSEY CITY NEW JERSEY

Honeywell

101 COLUMBIA ROAD, MORRISTOWN, NEW JERSEY 07962

PROJECT NO. 35037

MUESER RUTLEDGE CONSULTING ENGINEERS

14 PENN PLAZA - 225 W. 34TH STREET, NEW YORK, NY 10122

PETER W. DEMING
STATE OF NEW JERSEY
NO. GE 46522
LICENSED PROFESSIONAL ENGINEER
N.J. PROFESSIONAL ENGINEER
NO. GE 46522, JULY 28, 2010

SCALE	MADE BY B.B.	DATE 07-13-10	FILE NO.
GRAPHIC	CH'KD BY D.W.C.	DATE 07-13-10	10210

RECORD S-C-B BARRIER
DIAGONAL CROSSING ELEVATION
SHEET 1 OF 2

DRAWING NO. 1211-R

G:\DWGS\102\10210\Contract 6 - Closeout Report\6-1211-R.dwg Jul 26, 2010 at 5:14pm

rsva

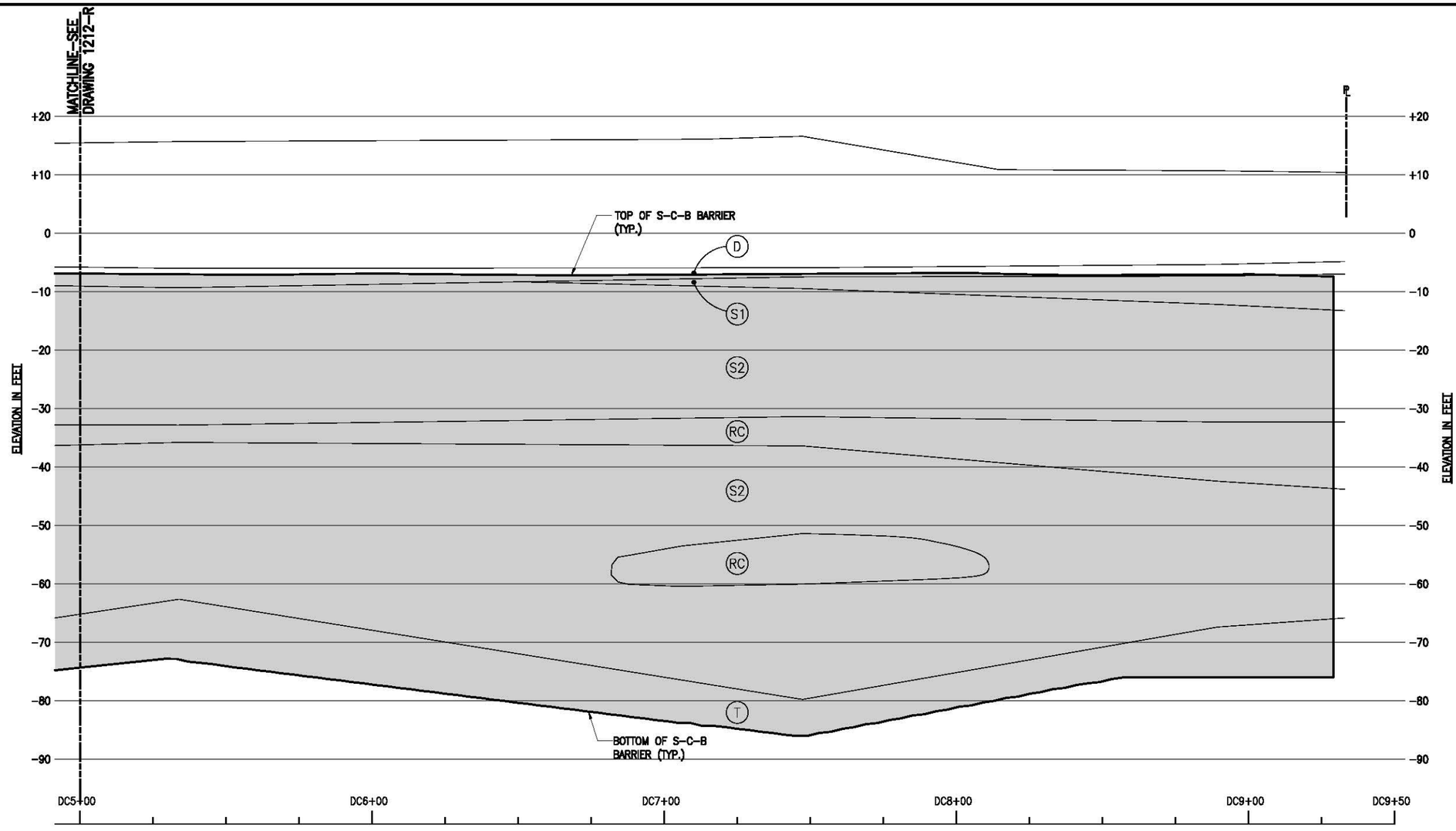

DIAGONAL CROSSING ELEVATION – LOOKING WEST

Notes:

1. Top of S–C–B Diagonal Crossing was interpolated from bottom of excavation elevations.
2. See Drawing 1100A–R for Notes.
3. See Drawing 1200–R for Legend.
4. Diagonal crossing does not contain beam reinforcing.

GRAPHIC SCALE

HORIZONTAL 20' 10' 0 20' 40'

VERTICAL 10' 5' 0 10' 20'

PETER W. DEMING NEW JERSEY LICENSED PROFESSIONAL ENGINEER N.J. PROFESSIONAL ENGINEER NO. GE 48022 JULY 29, 2010

REV.	DATE	BY	DESCRIPTION

STUDY AREA 7

JERSEY CITY NEW JERSEY

Honeywell

101 COLUMBIA ROAD, MORRISTOWN, NEW JERSEY 07962

PROJECT NO. 35037

MUESER RUTLEDGE CONSULTING ENGINEERS

14 PENN PLAZA – 225 W. 34TH STREET, NEW YORK, NY 10122

SCALE	MADE BY	DATE	FILE NO.
GRAPHIC	B.B.	07–13–10	10210
	CH'KD BY D.W.C.	DATE 07–13–10	DRAWING NO.

RECORD S–C–B BARRIER DIAGONAL CROSSING ELEVATION SHEET 2 OF 2

1212–R

Jul 26, 2010 at 5:13pm

G:\DWGS\102\10210\Contract 6 – Closeout Report\6–1212–R.dwg

trava

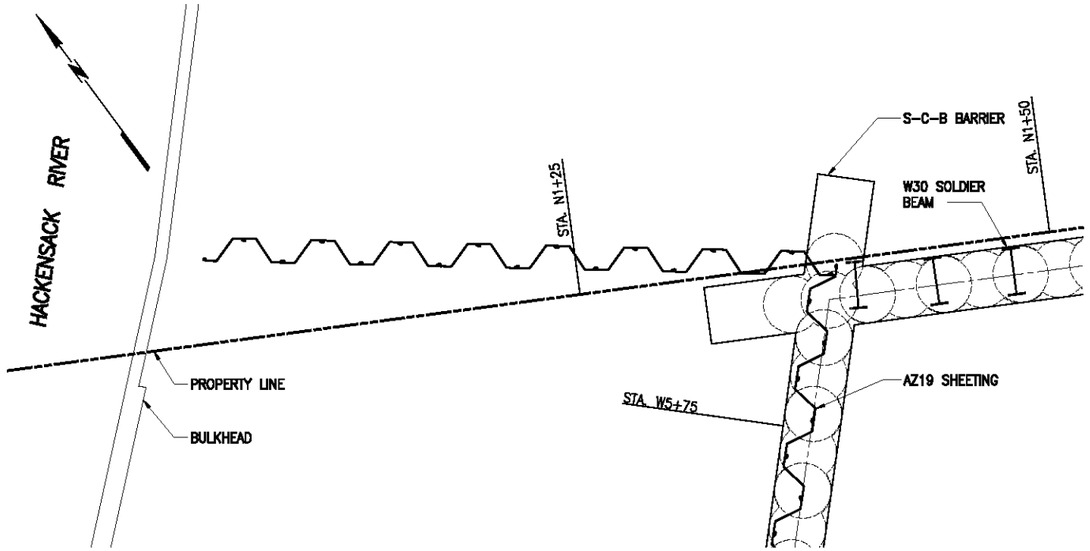

PLAN AT NORTH WEST CORNER
SCALE: 1/4"=1'-0"

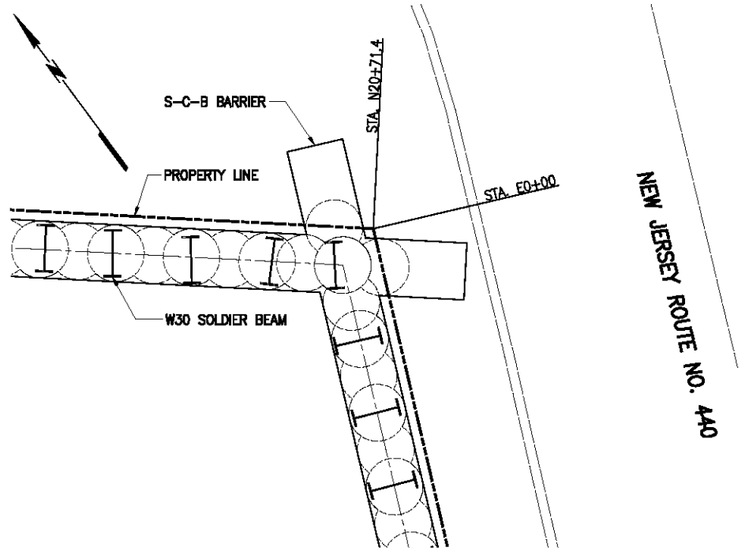

PLAN AT NORTH EAST CORNER
SCALE: 1/4"=1'-0"

Note:

1. Beam locations at southwest corner are approximate.

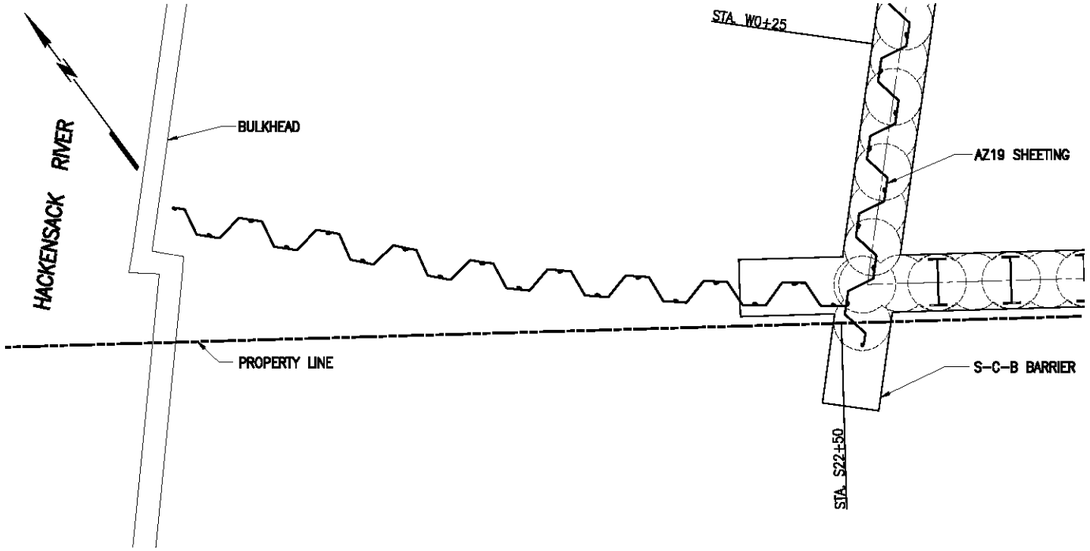

PLAN AT SOUTH WEST CORNER
SCALE: 1/4"=1'-0"

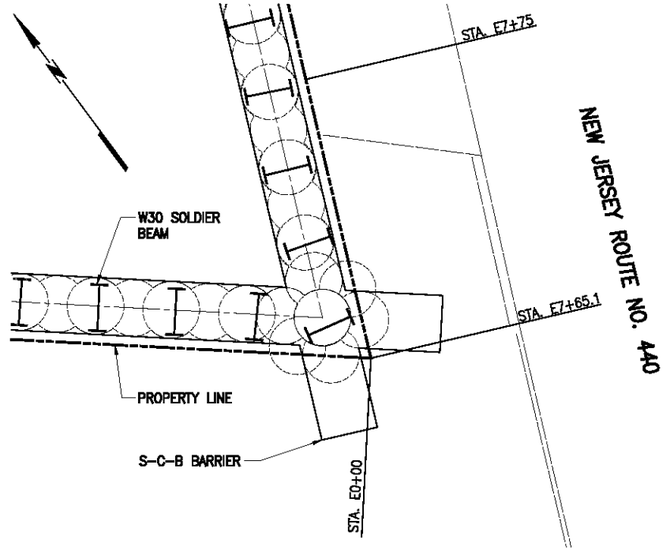

PLAN AT SOUTH EAST CORNER
SCALE: 1/4"=1'-0"

REV.	DATE	BY	DESCRIPTION

STUDY AREA 7

JERSEY CITY — NEW JERSEY

Honeywell

101 COLUMBIA ROAD, MORRISTOWN, NEW JERSEY 07962

PROJECT NO. 35037

MUESER RUTLEDGE CONSULTING ENGINEERS

14 PENN PLAZA – 225 W. 34TH STREET, NEW YORK, NY 10122

PETER W. DEMING — STATE OF NEW JERSEY — LICENSED PROFESSIONAL ENGINEER — NO. 24GE04045700 — PROFESSIONAL ENGINEER
N.J. PROFESSIONAL ENGINEER NO. GE 45522, JULY 28, 2010

SCALE	MADE BY	DATE	FILE NO.
GRAPHIC	B.B.	07-13-10	10210
	CH'KD BY D.W.C.	07-13-10	

RECORD BARRIER ALIGNMENT PLANS

DRAWING NO. 1300-R

G:\DWGS\102\10210\Contract 6 - Closeout Report\6-1300-R.dwg
Jul 26, 2010 at 5:08pm
Ireva

STUDY AREA 7 - JERSEY CITY, NEW JERSEY
CONTRACT 4 - EAST CELL REPAIR WORK

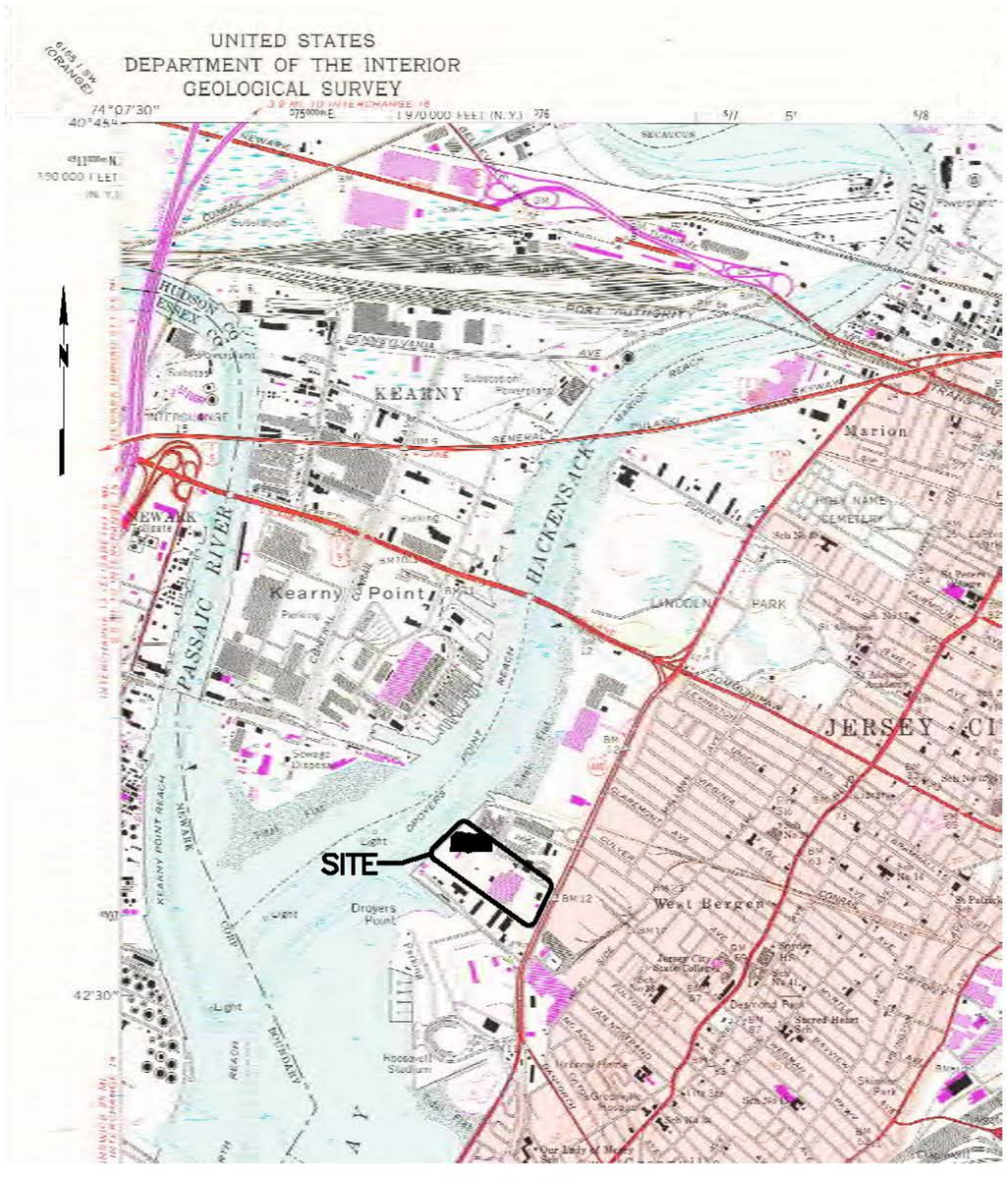

LOCATION MAP

REV.	DATE	BY	DESCRIPTION
0	01-24-06	P.D.	ISSUED FOR SHEET PILE WORK PLAN

STUDY AREA 7

JERSEY CITY — NEW JERSEY

Honeywell

101 COLUMBIA ROAD, MORRISTOWN, NEW JERSEY 07962

PROJECT NO. 35037

MUESER RUTLEDGE CONSULTING ENGINEERS

14 PENN PLAZA – 225 W. 34TH STREET, NEW YORK, NY 10122

DAVID M. CACOILO

N.J. PROFESSIONAL ENGINEER
NO. 23985200
JANUARY 6, 2006

SCALE	MADE BY	DATE	FILE NO.
–	B.B.	12-20-05	10210A
	CH'KD BY K.R.	01-24-06	DRAWING NO.

COVER SHEET
LOCATION PLAN

9000

G:\DWGS\102\10210\Contract 4 – East Cell Repair Work\9000.dwg
Aug 05, 2010 at 8:46am

STUDY AREA 7 - JERSEY CITY, NEW JERSEY
CONTRACT 4 - EAST CELL REPAIR WORK

DRAWING LIST

DRAWING	TITLE
9000	COVER SHEET – LOCATION MAP
9001	DRAWING LIST
9002	PLAN – PROPOSED REPAIR WORK
9003	CENTER COLUMN AND BUTTRESS ELEMENT DETAILS
9004	REMIX COLUMN DETAILS PLAN
9005	SHEET PILE PLAN
9006	SHEET PILE WALE PLAN AND NOTES
9007	SHEET PILE WALE SECTIONS AND DETAILS
9008	SHEET PILE WALE SECTIONS AND DETAILS STA N17+50 TO N10+44.8
9009	DOUBLE CHANNEL WALE ASSEMBLY AND DETAIL
9010	ALIGNMENT PLAN AND SOIL PROFILE – SHEET 1 OF 5 (NORTH BARRIER)
9011	ALIGNMENT PLAN AND SOIL PROFILE – SHEET 2 OF 5 (NORTH BARRIER)
9012	ALIGNMENT PLAN AND SOIL PROFILE – SHEET 3 OF 5 (NORTH BARRIER)
9013	ALIGNMENT PLAN AND SOIL PROFILE – SHEET 4 OF 5 (NORTH BARRIER)
9014	ALIGNMENT PLAN AND SOIL PROFILE – SHEET 5 OF 5 (NORTH BARRIER)
9015	ALIGNMENT PLAN AND SOIL PROFILE – SHEET 1 OF 4 (EAST BARRIER)
9016	ALIGNMENT PLAN AND SOIL PROFILE – SHEET 2 OF 4 (EAST BARRIER)
9017	ALIGNMENT PLAN AND SOIL PROFILE – SHEET 3 OF 4 (EAST BARRIER)
9018	ALIGNMENT PLAN AND SOIL PROFILE – SHEET 4 OF 4 (EAST BARRIER)
9019	ALIGNMENT PLAN AND SOIL PROFILE – SHEET 1 OF 3 (SOUTH BARRIER)
9020	ALIGNMENT PLAN AND SOIL PROFILE – SHEET 2 OF 3 (SOUTH BARRIER)
9021	ALIGNMENT PLAN AND SOIL PROFILE – SHEET 3 OF 3 (SOUTH BARRIER)

REV.	DATE	BY	DESCRIPTION
0	01-24-06	P.D.	ISSUED FOR SHEET PILE WORK PLAN

STUDY AREA 7

JERSEY CITY NEW JERSEY

Honeywell

101 COLUMBIA ROAD, MORRISTOWN, NEW JERSEY 07962

PROJECT NO. 35037

MUESER RUTLEDGE CONSULTING ENGINEERS

14 PENN PLAZA – 225 W. 34TH STREET, NEW YORK, NY 10122

DAVID M. CACOILO

NEW JERSEY

N.J. PROFESSIONAL ENGINEER
NO. 29952OO
JANUARY 6, 2006

SCALE	MADE BY	DATE	FILE NO.
–	B.B.	12-20-05	10210A
	CH'KD BY K.R.	DATE 01-24-06	DRAWING NO.

REPAIR WORK
DRAWING LIST

9001

Aug 05, 2010 at 8:46am
G:\DWGS\102\10210\Contract 4 - East Cell Repair Work\9001.dwg



NOTES:

1. Sheet piles shall be driven before center column remix work at any location.
2. Install wale system before center remix work.
3. Complete sheet pile installation from Sta. S2+00 to E3+51 first. This segment covers Header H1 and incorporates two months of excavation in accordance with the 100% Design.
4. After completing remix work from Sta. S2+00 to E3+51, clean work platform and turn site over to Contractor 6 immediately.
5. See Contract Drawings for construction details.
6. Complete East and North barriers before completion of South barrier to diagonal crossing.
7. Remove Roned area batch plant promptly, to permit completion of northern portion of vacuum headers H3 and H4 two months or more prior to excavation.
8. Final repair method on S2+00 to S5+46.5 and N10+44.8 to N20+21 shall be determined based on test result data and upon Special Master approval.

GRAPHIC SCALE

60' 30' 0 60' 120'

REV.	DATE	BY	DESCRIPTION
0	01-24-06	P.D.	ISSUED FOR SHEET PILE WORK PLAN

STUDY AREA 7

JERSEY CITY NEW JERSEY

Honeywell

101 COLUMBIA ROAD, MORRISTOWN, NEW JERSEY 07962

PROJECT NO. 35037

MUESER RUTLEDGE CONSULTING ENGINEERS

14 PENN PLAZA – 225 W. 34TH STREET, NEW YORK, NY 10122

DAVID M. CACOILO

N.J. PROFESSIONAL ENGINEER
NO. 2995200
JANUARY 6, 2006

SCALE	MADE BY	DATE	FILE NO.
RAPHIC	B.B.	12-20-05	10210A
	CH'KD BY K.R.	01-24-06	

PLAN – PROPOSED REPAIR WORK

DRAWING NO. 9002

G:\DWGS\102\10210\Contract 4 – East Cell Repair Work\9002.dwg Aug 05, 2010 at 8:49am

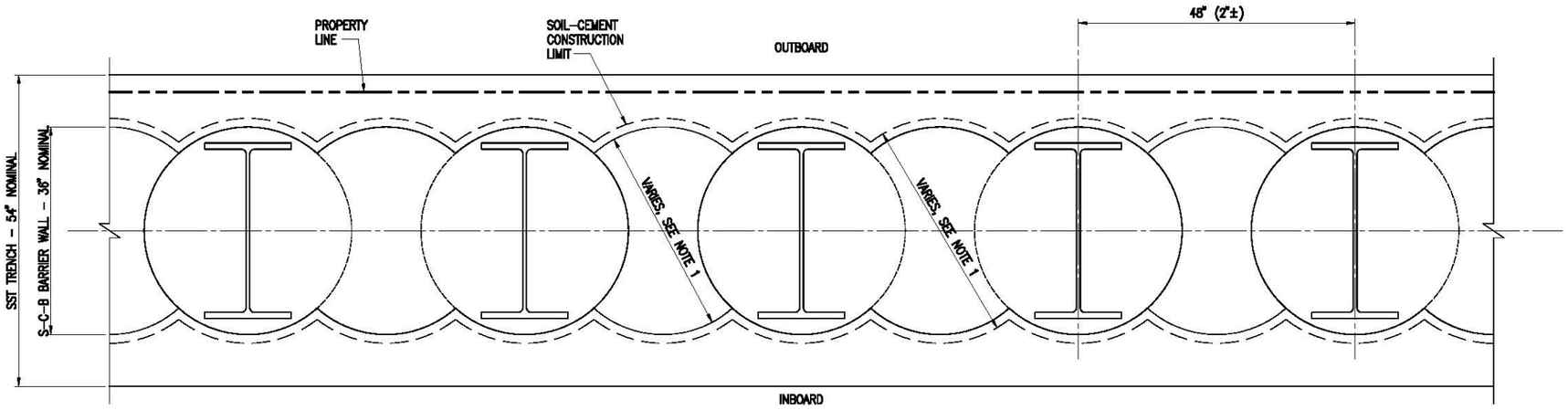

THEORETICAL CONFIGURATION

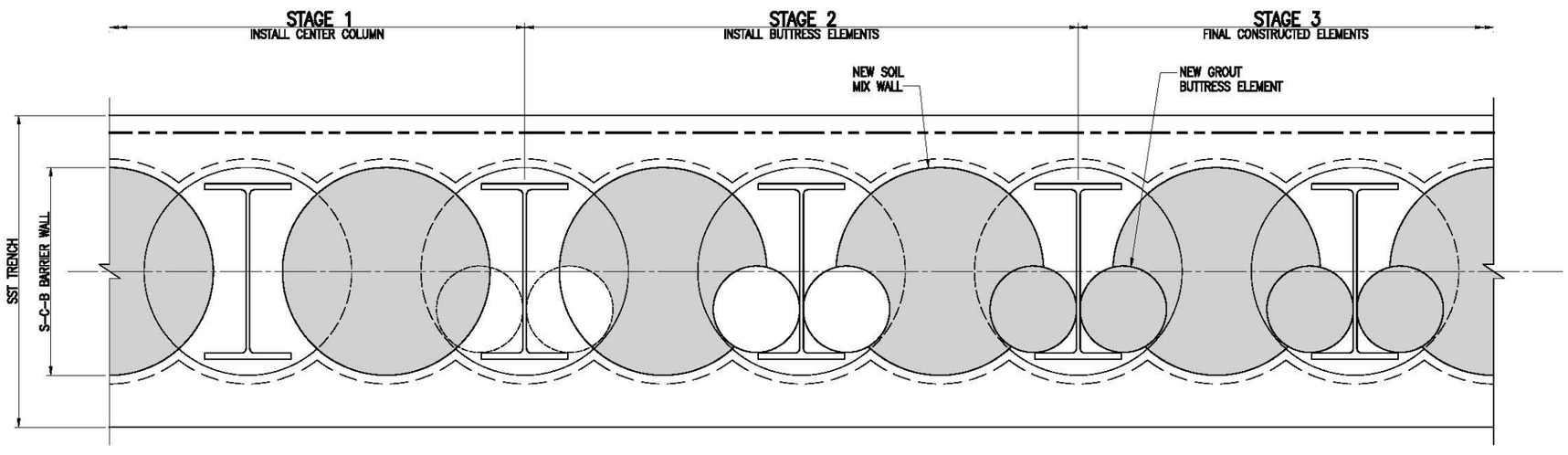

GENERAL NOTES

1. Theorectical S-C-B triple shaft element (nominal diameter 36" at cutting head) may be enlarged due to wobble in the mixing tools and precision of centerline location.
2. Actual location of W30 soldier beam varies from Theoretical.
3. Soldier beams illustrated are W30x173 (max flange dimension installed), unless indicated otherwise.
4. Center soil mix columns illustrated are 36" nominal diameter. Diameter may range from 30" to 36".
5. Buttress elements illustrated are 14.5" nominal diameter. Diameter may range from 14.5" to 18."
6. See Drawing 9004 for center soil mix column Detail A and Detail B (offset outboard)

REMIX SEQUENCE

Sampling and Testing

1. One 8-set of molded test specimen samples shall be made per shift for each work operation and crew constructing center columns and buttress elements.
2. Soil mix wet grab sampling location and depth shall be determined by the Engineer. The sampling tool shall be independent of the mixing tool shaft and shall have a positive method for collecting sample at designated depth.
3. Grout for Buttress Element shall be sampled at the drilling site from the grout delivery hose as determined by the Engineer.
4. One-quarter of the soil mix molded specimen sets and one-quarter of the Buttress Element grout specimen sets shall be tested for compressive strength and strain at failure, as described in Section 02396. Observe the remainder of the specimens for set and shrinkage. Testing of the observation samples shall be at the direction of the Engineer.

GRAPHIC SCALE

1' 6" 0 1' 2'

CONSTRUCTION SEQUENCE

Construct "Sheet Pile" with "Remix Stage 1" using Detail B, or "Remix Stage 1" with "Remix Stage 2" using Detail A, as directed by Special Master.

Sheet Pile

1. Install sheet pile before performing soil mix center column remix work where required on Drawing 9001, as specified on Drawing 9006.
2. Cut top of sheet pile flush with top of soldier beams, at final cutoff elevation given on S-C-B element tables before performing remix work.
3. Place wale system illustrated on Drawing 9006 before constructing Center Soil Mix Column.

Remix Stage 1 - Center Soil Mix Column

1. Survey center location (Detail A or B) indicated on Drawings 9001 and 9004. Adjust column location to avoid striking adjacent soldier beams and sheet pile visible at work platform surface (Adjusted Location).
2. Advance cutting head as specified on Drawings 9010-9021.
3. Cutting head and mixing tools shall have a smooth circumference so that if they contact the W30 soldier beams, they do not impact or vibrate the beam.
4. Apply Mix 19 grout and dosage. Inject grout and perform mixing in accordance with Pattern 3.
5. Allow center column to obtain initial 3 day minimum set before installing buttress elements.
6. Soil mix molded specimens shall have a minimum strength of 100 psi at 56 days.
7. Provide access for CPT probe testing, or core to obtain test samples as directed by the Engineer.

Remix Stage 2 - Buttress Elements

1. Expose soldier beams and locate buttress elements to encounter flange pockets as illustrated in Detail A, Dwg. 9004.
2. Place buttress elements in pairs, on each side of any W30 soldier beam, so that grout of first buttress element has not set when second buttress element is drilled.
3. Buttress element center shall be located and sized such that the circumference is 1-½" or less from the beam web and flange visible at the work platform surface.
4. Buttress elements shall extend the depth of the central column, or deeper. See Drawing 9010-9021.
5. Buttress element drilling tools shall have a smooth circumference so that they do not impact or vibrate beam.
6. Buttress Element grout shall be low shrinkage. (Shrinkage of grout shall be on same order as Center Soil Mix column shrinkage.)
7. Buttress Element grout shall have a minimum strength of 100 psi at 56 days.

REV.	DATE	BY	DESCRIPTION
0	01-24-06	P.D.	ISSUED FOR SHEET PILE WORK PLAN

STUDY AREA 7

JERSEY CITY NEW JERSEY

Honeywell

101 COLUMBIA ROAD, MORRISTOWN, NEW JERSEY 07962

PROJECT NO. 35037

MUESER RUTLEDGE CONSULTING ENGINEERS

14 PENN PLAZA - 225 W. 34TH STREET, NEW YORK, NY 10122

DAVID M. CACOILO

STATE OF NEW JERSEY

N.J. PROFESSIONAL ENGINEER
NO. 29952OO
JANUARY 6, 2006

SCALE	MADE BY	DATE	FILE NO.
RAPHIC	B.B.	12-15-05	10210A
	CH'KD BY K.R.	01-24-06	DRAWING NO.

CENTER COLUMN AND BUTTRESS ELEMENT DETAILS

9003

Aug 05, 2010 at 8:51am
G:\DWGS\102\10210\Contract 4 - East Cell Repair Work\9003.dwg

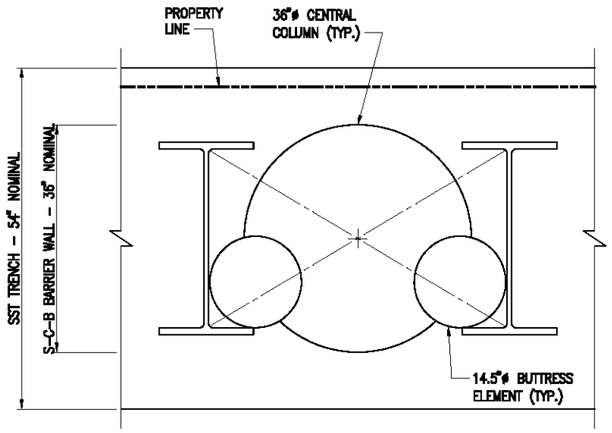

DETAIL A FOR W30x173

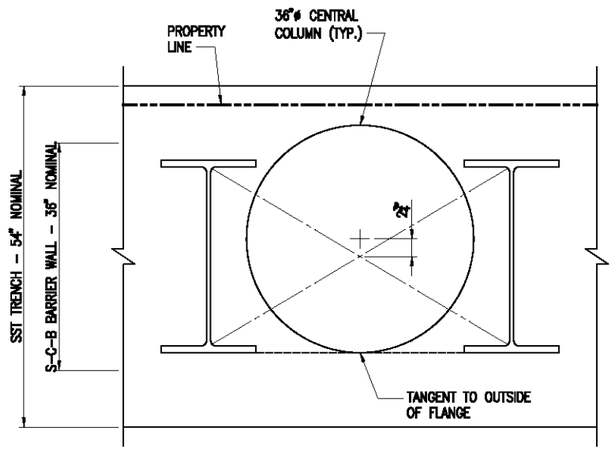

DETAIL B FOR W30x173

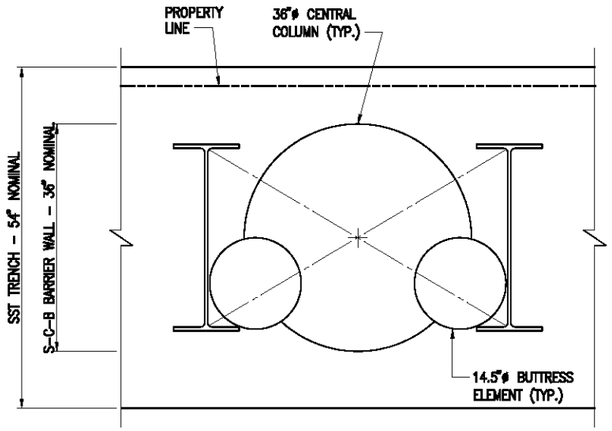

DETAIL A FOR W30x90

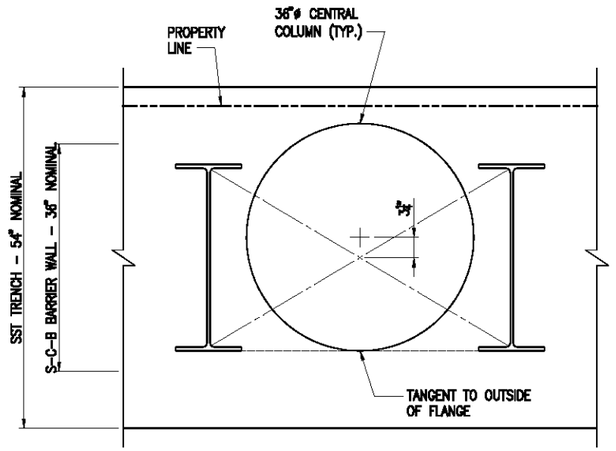

DETAIL B FOR W30x90

REMIX LOCATION DETAIL PLAN:

1. Detail A – Center of center soil mix column coincides with center point of W30 soldier beams panel.
2. Detail B – Center of center soil mix column is offset from W30 soldier beam center point, as illustrated.
3. Adjusted Location – Where sheet pile has been installed, adjust column center towards center of W30 soldier beam center point, so as to avoid mixing tool striking adjacent soldier beams and sheet pile visible at work platform surface.
4. Soldier beams illustrated are W30x173 (max flange dimension installed).
5. If soldier beams are located such that 36" cutting head tool cannot be constructed (see Note 3 above), use smaller diameter cutting head tool to provide clearance.
6. If soldier beams are out of alignment such that they obstruct use of 36" diameter cutting and mixing head, use 30" diameter head.
7. Detail A is subject to approval by Special Master.

DETAIL A	DETAIL B
N10+44.8 – N17+50	N20+21 – N20+71.4
N17+50 – N20+21	E0+00 – E0+95
S2+00 – S5+46.5	E3+51 – E7+65.1
	S0+00 – S2+00

GRAPHIC SCALE

1' 6" 0 1' 2'

DAVID M. CACOILO
N.J. PROFESSIONAL ENGINEER
NO. 29852OO
JANUARY 6, 2006

REV.	DATE	BY	DESCRIPTION
0	01-24-06	P.D.	ISSUED FOR SHEET PILE WORK PLAN

STUDY AREA 7

JERSEY CITY NEW JERSEY

Honeywell

101 COLUMBIA ROAD, MORRISTOWN, NEW JERSEY 07962

PROJECT NO. 35037

MUESER RUTLEDGE CONSULTING ENGINEERS

14 PENN PLAZA – 225 W. 34TH STREET, NEW YORK, NY 10122

SCALE	MADE BY B.B.	DATE 12-16-05	FILE NO.
RAPHIC	CH'KD BY P.D.	DATE 01-24-06	10210A

REMIX COLUMN DETAILS PLAN

DRAWING NO. 9004

Aug 05, 2010 at 8:53am

G:\DWGS\102\10210\Contract 4 – East Cell Repair Work\9004.dwg

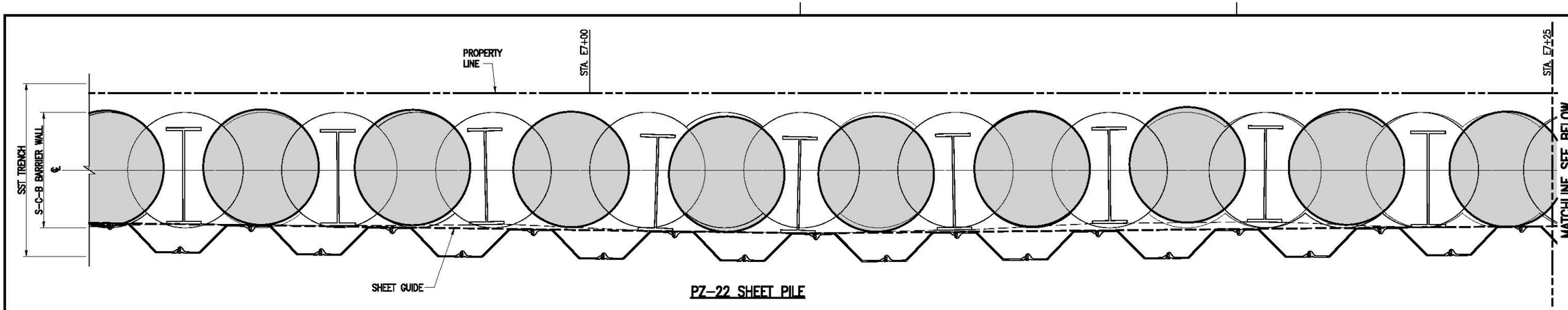

PZ-22 SHEET PILE

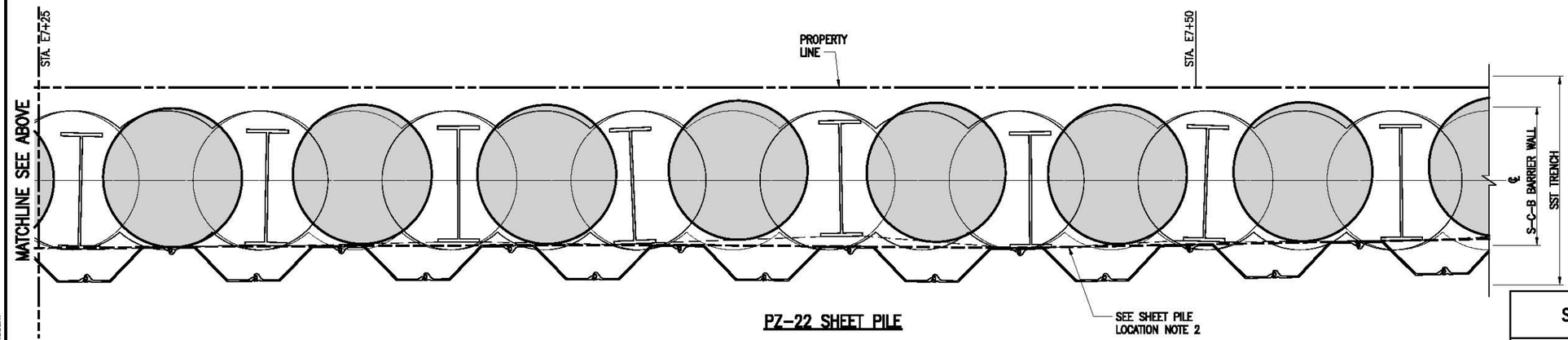

PZ-22 SHEET PILE

SCHEDULE A PZ-22 SHEET PILE TIP ELEVATION

STATION	PENETRATION DEPTH BELOW SOLDIER BEAM CUTOFF (ft.)	DESIGN PENETRATION BELOW FUTURE SUBGRADE (ft.)	MINIMUM PENETRATION BELOW FUTURE SUBGRADE (ft.)
S0+00–S2+00	29	11	6
E0+00–E7+65.1	26	11	6
N20+21–N20+71	27	11	7
N20+21–N18+50	28	10	7
N18+50–N16+50	28	10	8
N16+50–N10+44.8	32	11	8

SHEET PILE LOCATION AND INSTALLATION NOTES:

1. PZ-22 Sheet piles shall be driven as close to the W30 soldier beams as possible. Sheets shall be within 2" of beam.
2. Locate PZ-22 Sheet Pile to provide straight-line segments along the inboard face of the W30 soldier beams.

SHEET PILE INSTALLATION:

1. Use level to confirm sheets are placed vertical.
2. Pull and re-place sheets if piles fall outside of placement tolerance at 15ft. penetration depth.
3. Drive sheet piles so that the tips are as indicated in Schedule A.
4. Projected Bottom of Excavation is illustrated on the Alignment Plan and Profile Drawings (9010–9021).
5. Drive sheet piles using stepped pattern – pile tips shall not extend more than 8 ft below the tips of adjacent pile pair.
6. Sheet piles may be handled, and set in pairs. Drive individual sheets unless otherwise directed by the Engineer.
7. Sheet piles shall be installed in accordance with approved H&S practices and the approved Sheet Pile Installation Work Plan.

CONTINGENCY USE OF CS-76 SHEETS

1. If PZ-22 cannot be advanced within 3" of soldier beam, obtain Engineer approval to place CS-76.
2. CS-76 Sheet piles shall be driven within the 54" SST alignment.
3. Locate CS-76 Sheet Pile guide beam on inboard side of sheet pile alignment, 52" inboard of design S-C-B barrier centerline.
4. Construct wale details indicated on drawing 9006. Apply second wale during excavation. Details TBD.

SHEET PILE PENETRATION NOTES

1. Sheet piles shall be driven to the "Penetration Depth Below the Top of Soldier Beam Cutoff" indicated on Schedule A.
2. Sheet tips left above the Penetration Depth may be approved by the Engineer with the following criteria:
   a. 300 lb hammer is used to attempt penetration of individual PZ-22 sheet.
   b. Sheet tips are deeper than the "Design Penetration Below Future Subgrade" indicated on Schedule A, and penetration is less than 5inches in 5 minutes.
   c. If refusal is encountered with sheet tips above "Minimum Penetration Below Future Subgrade" Honeywell may direct use of spud to pass through obstruction, or may terminate driving and place intermediate wale (note 2.d. below).
   d. If penetration is above "Minimum Penetration" below future subgrade for two or more consecutive pairs, place intermediate wale upon excavation. (Installation during Contract 6 Excavation)

1

GRAPHIC SCALE

1' 0 1' 2' 3'

REV.	DATE	BY	DESCRIPTION
1	03-01-06	D.W.C.	REPLACED GRAPHIC SCALE
0	[illegible]	P.D.	CONTRACT 6 [illegible]

STUDY AREA 7

JERSEY CITY NEW JERSEY

Honeywell

101 COLUMBIA ROAD, MORRISTOWN, NEW JERSEY 07962

PROJECT NO. 35037

MUESER RUTLEDGE CONSULTING ENGINEERS

14 PENN PLAZA – 225 W. 34TH STREET, NEW YORK, NY 10122

DAVID M. CACOILO

N.J. PROFESSIONAL ENGINEER NO. 2995200 JANUARY 6, 2006

SCALE	MADE BY	DATE	FILE NO.
NOTED	B.B.	12-15-05	10210A
	CH'KD BY P.W.D.	01-24-06	DRAWING NO.

SHEET PILE PLAN

9005

Aug 05, 2010 at 8:55am

G:\DWGS\102\10210\Contract 4 – East Cell Repair Work\9005.dwg

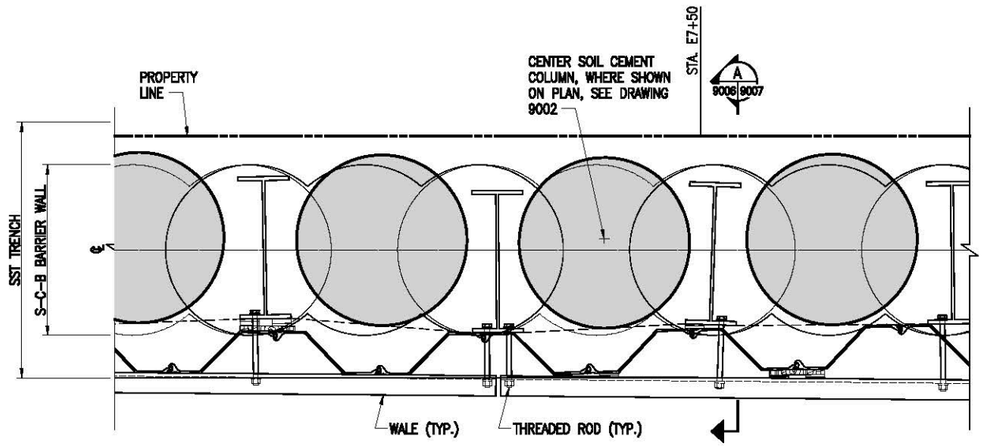

PARTIAL WALE PLAN

1' 0 1' 2' 3'

WALE INSTALLATION NOTES:

1. Complete sheet pile installation in accordance with requirements of Drawing 9005.
2. Cut sheet pile to final soldier beam cutoff elevation.
3. Establish wale segments along soldier beams.
4. Bolt wale to every soldier beam.
5. Cut end of wale at centerline of Soldier Beam web. Start adjacent wale at same Soldier Beam (No cantilever allowed).
6. Place wale below top of soldier beam, as indicated, to maintain bolts within center of channel.
7. Hold wale against sheet pile (clamp or tack weld).
8. Mark, align, and cut bolt holes in soldier beam flange, sheet pile, and wale.
9. Place bolt with machine head and washer at soldier beam flange; place washer and nut at wale.
10. Place and wedge blocking to provide positive contact between wale and sheet and sheet and soldier beam flange.
11. Tighten bolt to positively engage sheet pile and wale.
12. Obtain Engineer approval for completed wale system as construction progresses.
13. Trim bolt within wale profile.
14. Place soil, soil-cement, or COPR backfill, as indicated on Drawing 9007 and in accordance with project HASP. Protect S-C-B barrier surface from COPR contact or spillage.

COMPLETION DETAILS

1. Construct remix center column where indicated on plan, in accordance with requirements of Drawing 9003.
2. Allow overflow of Remix soil-cement spoils to fill void at top of S-C-B barrier.
3. Rod and tamp as required for filling around soldier beams, sheeting and wale connections.
4. Screed excess fresh soil mix flush with top of soldier beam cutoff elevation. Make ready visual identification of soldier beam web and flange location for future work by others.
5. If observations indicate soil-cement may be chromium impacted, remove and secure for disposal in accordance with project HASP.

REV.	DATE	BY	DESCRIPTION
0	01-24-06	P.D.	ISSUED FOR SHEET PILE WORK PLAN

STUDY AREA 7

JERSEY CITY NEW JERSEY

Honeywell

101 COLUMBIA ROAD, MORRISTOWN, NEW JERSEY 07962

PROJECT NO. 35037

MUESER RUTLEDGE CONSULTING ENGINEERS

14 PENN PLAZA – 225 W. 34TH STREET, NEW YORK, NY 10122

DAVID M. CACOILO

N.J. PROFESSIONAL ENGINEER
NO. 2995200
JANUARY 6, 2006

SCALE	MADE BY	DATE	FILE NO.
NOTED	B.B.	12-15-05	10210A
	CH'KD BY N.M.A.	DATE 01-24-06	

SHEET PILE WALE PLAN AND NOTES

DRAWING NO. 9006

G:\DWGS\102\10210\Contract 4 - East Cell Repair Work\9006-9007.dwg Aug 05, 2010 at 8:57am

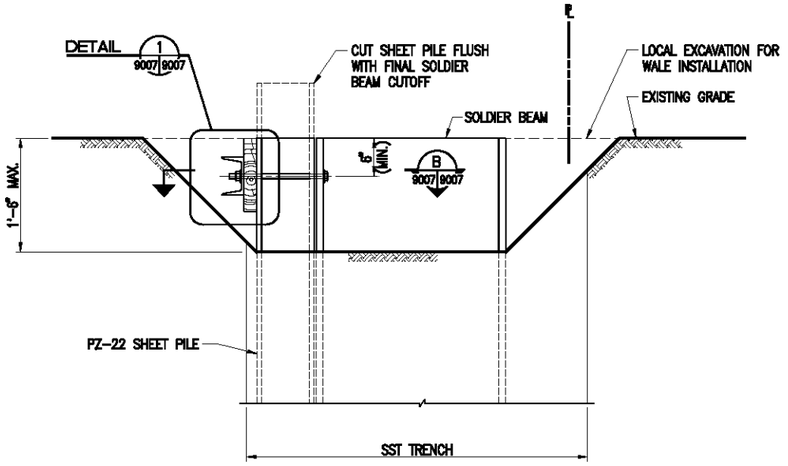

DURING WALE INSTALLATION

1' 6" 0 1' 2'

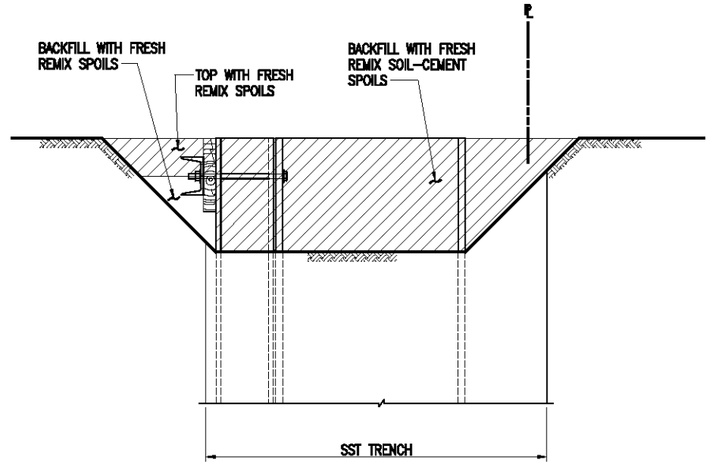

AFTER BACKFILLING

1' 6" 0 1' 2'

TYPICAL SECTION AT SHEET PILE WALE

SECTION A 9006|9007

NOTE:

1. For Wale Installation and Completion Details Notes see Drawing 9006.

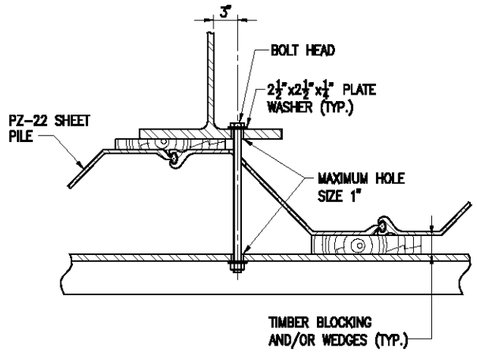

SECTION B 9007|9007

1' 8" 4" 0 1'

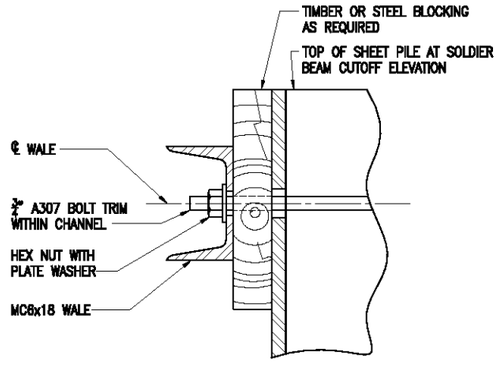

DETAIL 1 9007|9007

0 2" 4" 8" 1'

REV.	DATE	BY	DESCRIPTION
0	01-24-06	P.D.	ISSUED FOR SHEET PILE WORK PLAN

STUDY AREA 7

JERSEY CITY NEW JERSEY

Honeywell

101 COLUMBIA ROAD, MORRISTOWN, NEW JERSEY 07962

PROJECT NO. 35037

MUESER RUTLEDGE CONSULTING ENGINEERS

14 PENN PLAZA – 225 W. 34TH STREET, NEW YORK, NY 10122

DAVID M. CACOILO

N.J. PROFESSIONAL ENGINEER NO. 29952OO JANUARY 6, 2006

SCALE	MADE BY	DATE	FILE NO.
NOTED	B.B.	12-15-05	10210A
	CH'KD BY N.M.A.	DATE 01-24-06	DRAWING NO.

SHEET PILE WALE SECTIONS AND DETAILS

9007

G:\DWGS\102\10210\Contract 4 - East Cell Repair Work\9006-9007.dwg Aug 05, 2010 at 8:58am

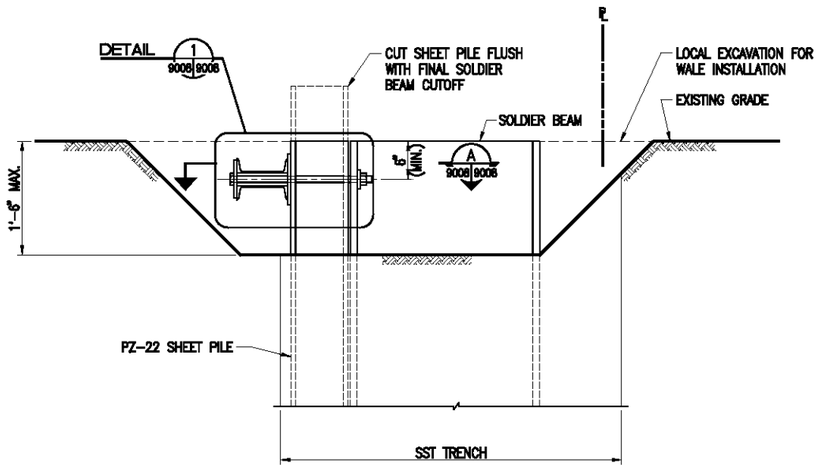

DURING WALE INSTALLATION

1' 6" 0 1' 2'

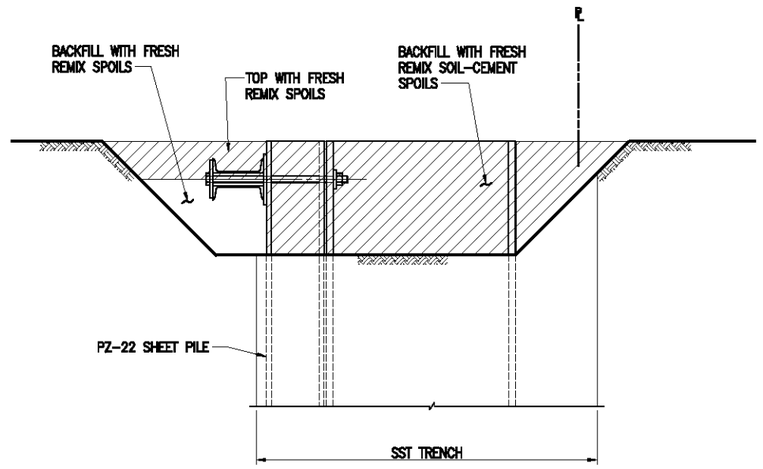

AFTER BACKFILLING

1' 6" 0 1' 2'

TYPICAL SECTION AT SHEET PILE WALE
(NORTH BARRIER - STA. N17+50 TO N10+44.8)

NOTE:

1. For Wale Installation and Completion Details Notes see Drawing 9006.

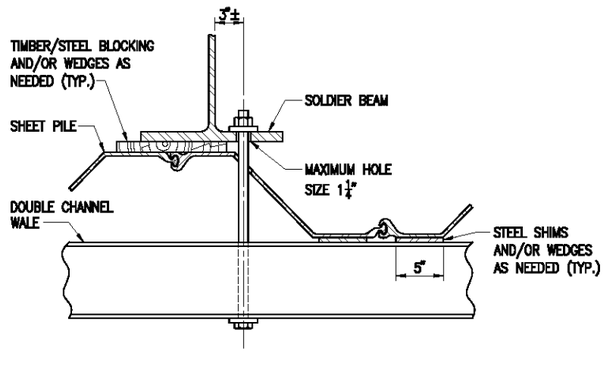

SECTION A 9008|9008

1' 8" 4" 0 1'

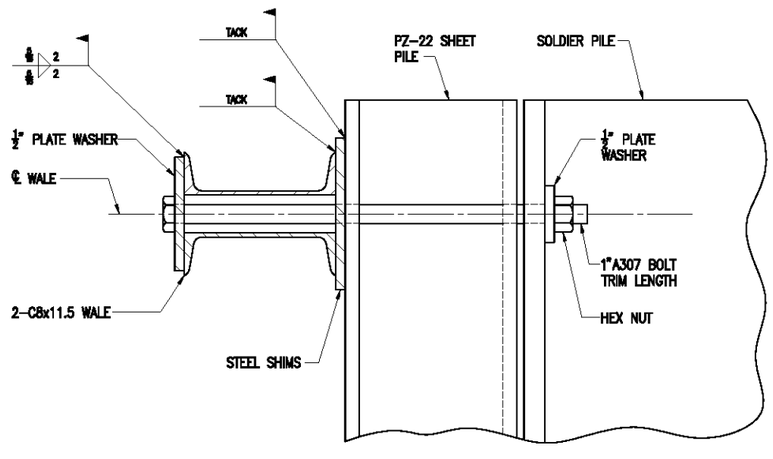

DETAIL 1 9008|9008

0 2" 4" 8" 1'

REV.	DATE	BY	DESCRIPTION
0	01-24-06	P.D.	ISSUED FOR SHEET PILE WORK PLAN

STUDY AREA 7

JERSEY CITY NEW JERSEY

Honeywell

101 COLUMBIA ROAD, MORRISTOWN, NEW JERSEY 07962

PROJECT NO. 35037

MUESER RUTLEDGE CONSULTING ENGINEERS

14 PENN PLAZA - 225 W. 34TH STREET, NEW YORK, NY 10122

DAVID M. CACOILO

N.J. PROFESSIONAL ENGINEER
NO. 29952OO
JANUARY 6, 2006

SCALE: NOTED | MADE BY B.B. DATE 02-06-06 | CH'KD BY N.M.A. DATE -

FILE NO. 10210A

DRAWING NO. 9008

SHEET PILE WALE SECTIONS AND DETAILS STA N17+50 TO N10+44.8

Aug 05, 2010 at 9:01am

G:\DWGS\102\10210\Contract 4 - East Cell Repair Work\9008.dwg

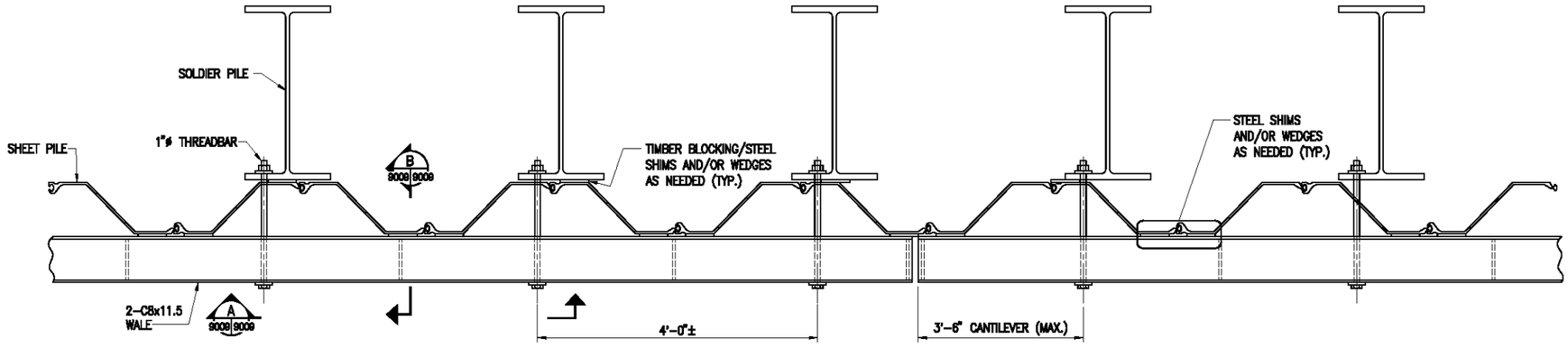

PLAN
SCALE: 1"=1'–0"

WALE INSTALLATION SEQUENCE

1. Weld wale support brackets to sheet pile at a maximum spacing of 12 ft.
   a. Wale support brackets shall carry the wale weight.
2. Place wale on support brackets in contact with sheets.
3. Shim between wale and sheet piles with ¼" tolerance.
   a. Steel shims shall be held in place by tack weld.
   b. Minimum contact length between sheet pile and wale shall be 10" at every contact area.
   c. Steel Shims shall cover the entire depth of contact between Wale and Sheet Pile.
4. Block between Sheet Pile and Soldier Beam flange with ¼" tolerance.
5. Draw bolts tight to engage blocking and shims.
6. If bolt thread is more than 1" beyond nut, trim bolt 1" beyond nut and de–burr.

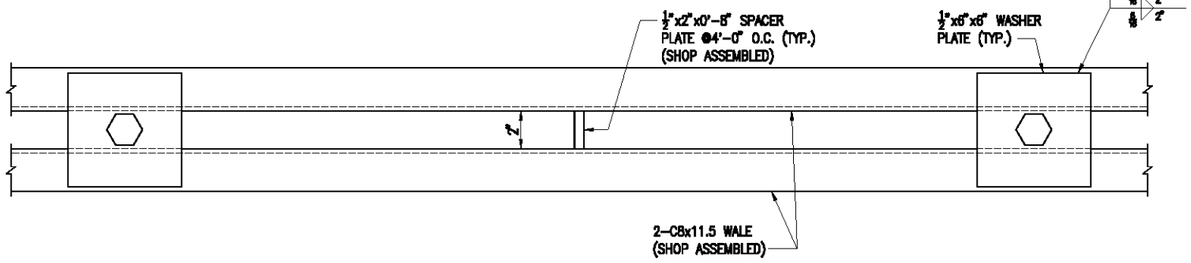

SECTION A
SCALE: 3"=1'–0"
9009|9009

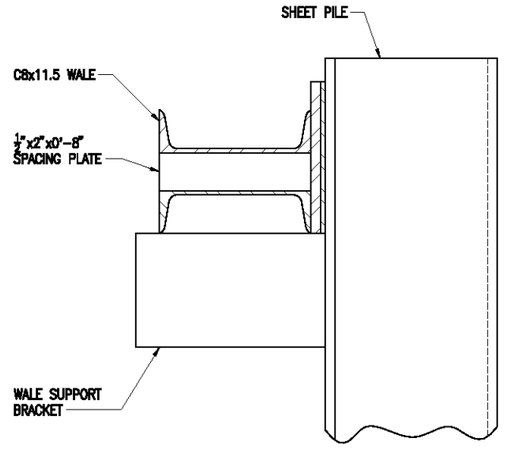

SECTION B
SCALE: 3"=1'–0"
9009|9009

REV.	DATE	BY	DESCRIPTION

STUDY AREA 7

JERSEY CITY — NEW JERSEY

Honeywell

101 COLUMBIA ROAD, MORRISTOWN, NEW JERSEY 07962

PROJECT NO. 35037

MUESER RUTLEDGE CONSULTING ENGINEERS

14 PENN PLAZA – 225 W. 34TH STREET, NEW YORK, NY 10122

DAVID M. CACOILO
N.J. PROFESSIONAL ENGINEER
NO. 29952OO
JANUARY 6, 2006

SCALE	MADE BY	DATE	FILE NO.
AS NOTED	B.B.	02–10–06	10210A
	CH'KD BY N.M.A.	DATE	DRAWING NO.

DOUBLE CHANNEL WALE ASSEMBLY AND DETAIL

9009

Aug 05, 2010 at 9:02am

G:\DWGS\102\10210\Contract 4 – East Cell Repair Work\9009.dwg

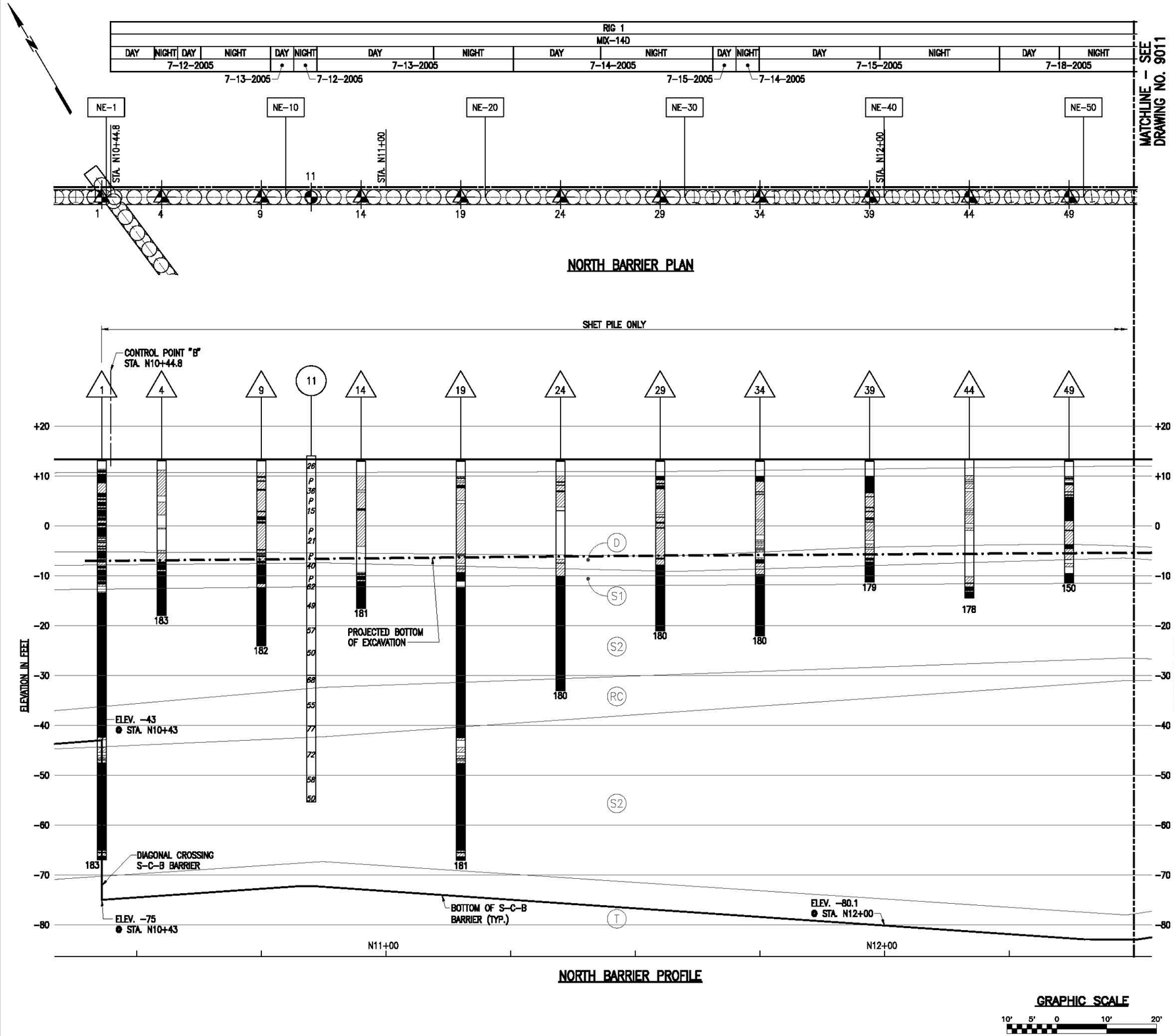

NORTH BARRIER PLAN

NORTH BARRIER PROFILE

GRAPHIC SCALE

10' 5' 0 10' 20'

NOTES:

1. See Drawing 9011 for General Notes and Legend.
2. Remix to construct Center Soil Mix Column to "Target Extent of Remix Repair" illustrated and continue penetration to obtain "Practical Refusal" in Mix 24. Engineer may authorize shallower termination than "Target Extent of Remix Repairs" after obtaining "Pratical Refusal".
3. If "Practical Refusal" is not obtained, carry Center Soil Mix Column to "Maximum Extent" line.
4. "Practical Refusal" shall be defined as penetration rate less than 0.4 ft in 5 minutes, with slack hoist cables.
5. Plan of S-C-B elements provided by Raito before element construction.
6. Soldier Beam locations and orientation taken from post-construction survey (various dates) performed for Honeywell by Schoor De Palma. Actual beam location and center of beam pair shall be determined in the field for location of each remix column and buttress element.
7. Design bottom of S-C-B barrier taken from Contract 4 Drawings.
8. Soil profile illustrated taken from July 9, 2004 "Subsurface Investigation, Study Area 7, Jersey City, New Jersey"
9. CPT Probe and Boring ID Number is the Raito Element Number investigated.
10. Compressive strength was interpreted from CPT tip resistance using linear best fit of Fig. 2, 12-22-05 MRCE Memorandum "CPT Calibration."

REV.	DATE	BY	DESCRIPTION
0	01-24-06	P.D.	ISSUED FOR SHEET PILE WORK PLAN

STUDY AREA 7

JERSEY CITY NEW JERSEY

Honeywell

101 COLUMBIA ROAD, MORRISTOWN, NEW JERSEY 07962

PROJECT NO. 35037

MUESER RUTLEDGE CONSULTING ENGINEERS

14 PENN PLAZA - 225 W. 34TH STREET, NEW YORK, NY 10122

DAVID M. CACOILO

N.J. PROFESSIONAL ENGINEER NO. 29952 JANUARY 6, 2006

SCALE	MADE BY	DATE	FILE NO.
RAPHIC	B.B.	11-03-05	10210A
	CH'KD BY P.W.D.	DATE 01-24-06	DRAWING NO. 9010

ALIGNMENT PLAN AND SOIL PROFILE
SHEET 1 OF 5 (NORTH BARRIER)

Aug 05, 2010 at 9:41am

C:\DOCUMENTS\revit\LOCALS~1\Temp\AcPublish_2036\9010-9014.dwg

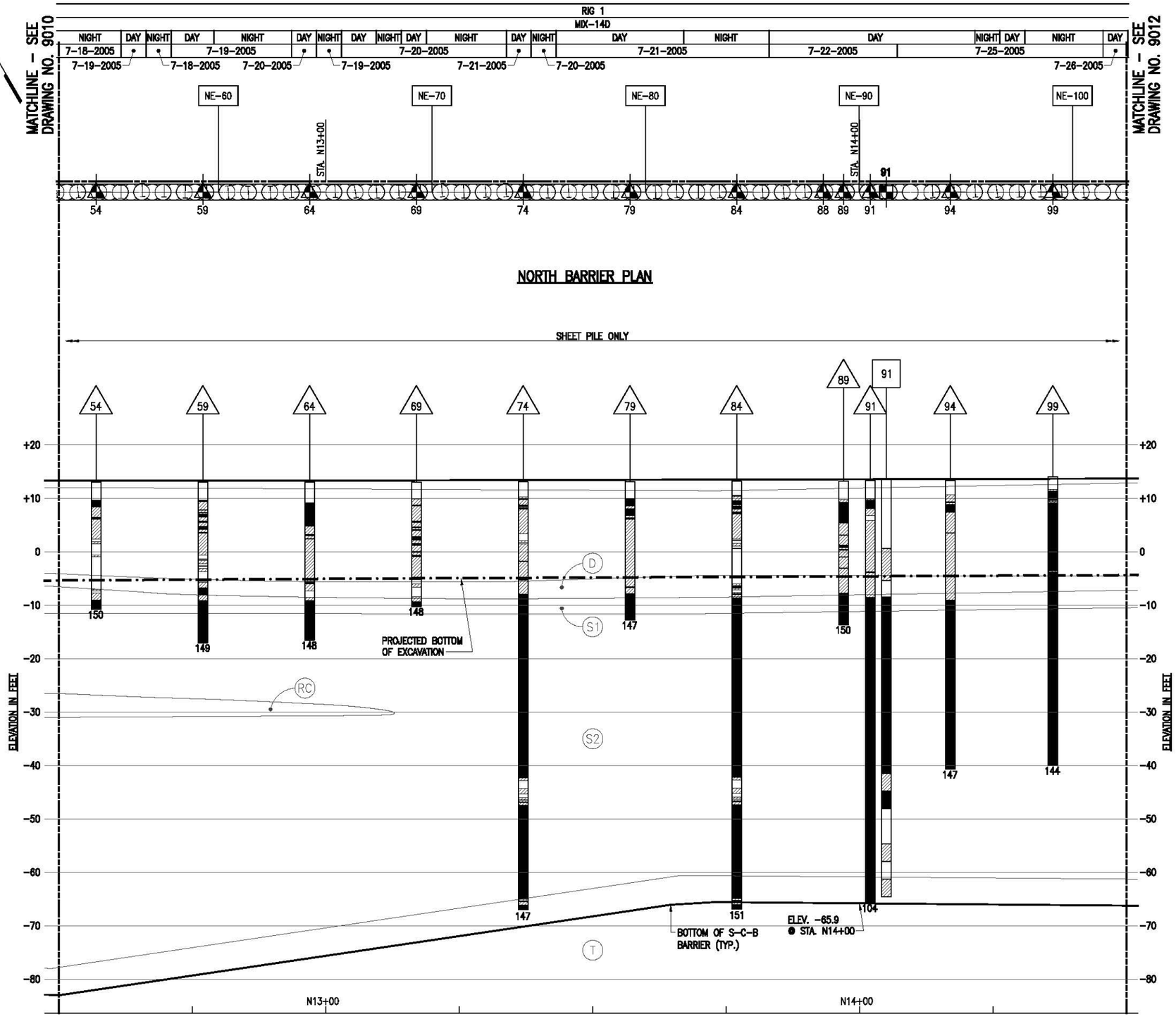

GENERAL NOTES

1. See Drawing 9010 for Definition of "Practical Refusal".
2. Core RQD = Rock Quality Designation is the sum of the length of pieces of intact core over 4 inches in length, expressed as a percentage of total length of core run.
3. Projected bottom of Excavation taken from Contract 6 Drawing 6103.
4. "Target Extent of Remix Repair" illustrated was estimated from CPT probe interpretation:
   a. Mix 24 – Probe refusal.
   b. Mix 14D North Alignment – estimated compressive strength greater than 96 psi.
   c. Where CPT probe was not performed in an element, the deeper estimate from the adjacent CPT probes was used.
   d. Bottom elevation of Remix Repair was adjusted to be below the maximum strain zone. Remix to depth illustrated unless authorized otherwise by the Engineer.

LEGEND:

149 CPT PROBE (HONEYWELL)

5 SOIL BORING (HONEYWELL)

4 CORE BORING (RAITO)

ORIGINAL BARRIER ELEMENT INSTALLATION RECORD

RIG 1	
MIX 24	
DAY	NIGHT
8-26-2005	

149 UNCONFINED COMPRESSIVE STRENGTH INTERPRETED FROM CPT TIP RESISTANCE

< 48 PSI

48 TO 100 PSI

> 100 PSI

80 – AGE OF ELEMENT AT CPT (DAYS)

4 SOIL-CEMENT COMPETENCY FROM CORE RQD

RQD < 15%

15% < RQD < 40%

RQD > 40%

80 – AGE OF ELEMENT AT BORING (DAYS)

5 TEST BORING

38 19 23 N – VALUES

80 – AGE OF ELEMENT AT BORING (DAYS)

TARGET EXTENT OF REMIX REPAIR

PROJECTED BOTTOM OF EXCAVATION

MAXIMUM EXTENT LINE

REV.	DATE	BY	DESCRIPTION
0	01-24-06	P.D.	ISSUED FOR SHEET PILE WORK PLAN

STUDY AREA 7

JERSEY CITY NEW JERSEY

Honeywell

101 COLUMBIA ROAD, MORRISTOWN, NEW JERSEY 07962

PROJECT NO. 35037

MUESER RUTLEDGE CONSULTING ENGINEERS

14 PENN PLAZA – 225 W. 34TH STREET, NEW YORK, NY 10122

DAVID M. CACOILO

N.J. PROFESSIONAL ENGINEER NO. 29952 JANUARY 6, 2006

SCALE	MADE BY	DATE	FILE NO.
RAPHIC	B.B.	11-03-05	10210A
	CH'KD BY P.W.D.	01-24-06	DRAWING NO.

ALIGNMENT PLAN AND SOIL PROFILE
SHEET 2 OF 5 (NORTH BARRIER)

9011

Aug 05, 2010 at 9:42am

C:\DOCUMENTS\Irene\LOCALS~1\Temp\AcePublish_20360.9010-9014.dwg

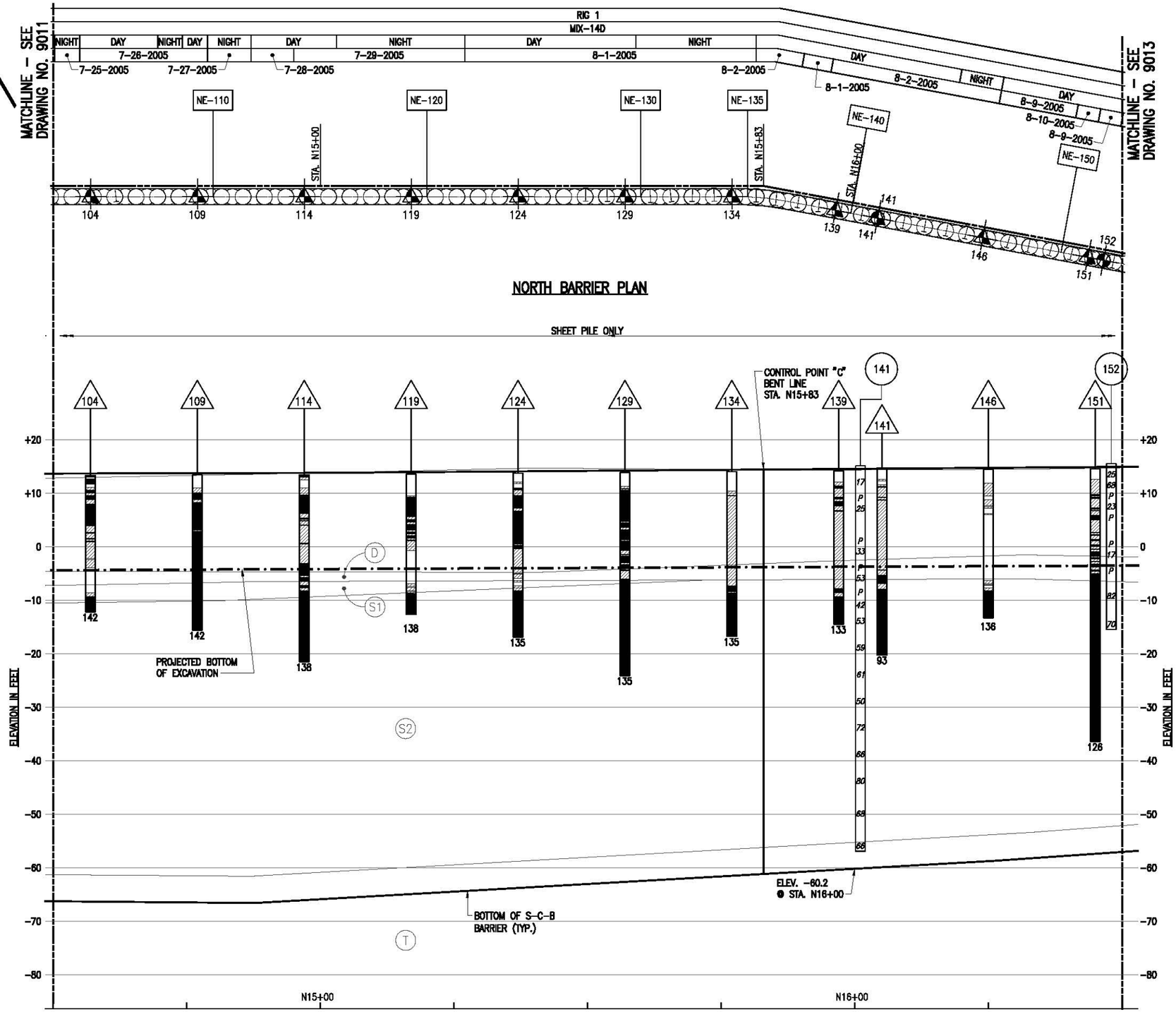

NORTH BARRIER PLAN

NORTH BARRIER PROFILE

GRAPHIC SCALE

10' 5' 0 10' 20'

NOTES:

1. Bottom of S-C-B Barrier is taken from Contract 4 Design Drawings.
2. Plans of S-C-B Wall elements were provided by Raito.
3. See Drawing 9010 for Notes.
4. Projected Bottom of Excavation taken from Contract 6 Drawing 6103.

REV.	DATE	BY	DESCRIPTION
0	01-24-06	P.D.	ISSUED FOR SHEET PILE WORK PLAN

STUDY AREA 7

JERSEY CITY NEW JERSEY

Honeywell

101 COLUMBIA ROAD, MORRISTOWN, NEW JERSEY 07962

PROJECT NO. 35037

MUESER RUTLEDGE CONSULTING ENGINEERS

14 PENN PLAZA – 225 W. 34TH STREET, NEW YORK, NY 10122

DAVID M. CACOILO

N.J. PROFESSIONAL ENGINEER NO. 29952 JANUARY 6, 2006

SCALE	MADE BY	DATE	FILE NO.
RAPHIC	B.B.	11-03-05	10210A
	CH'KD BY P.W.D.	01-24-06	

ALIGNMENT PLAN AND SOIL PROFILE SHEET 3 OF 5 (NORTH BARRIER)

DRAWING NO. 9012

Aug 05, 2010 at 9:42am

C:\DOCUME~1\trevor\LOCALS~1\Temp\AcPublish_2036\9010-9014.dwg

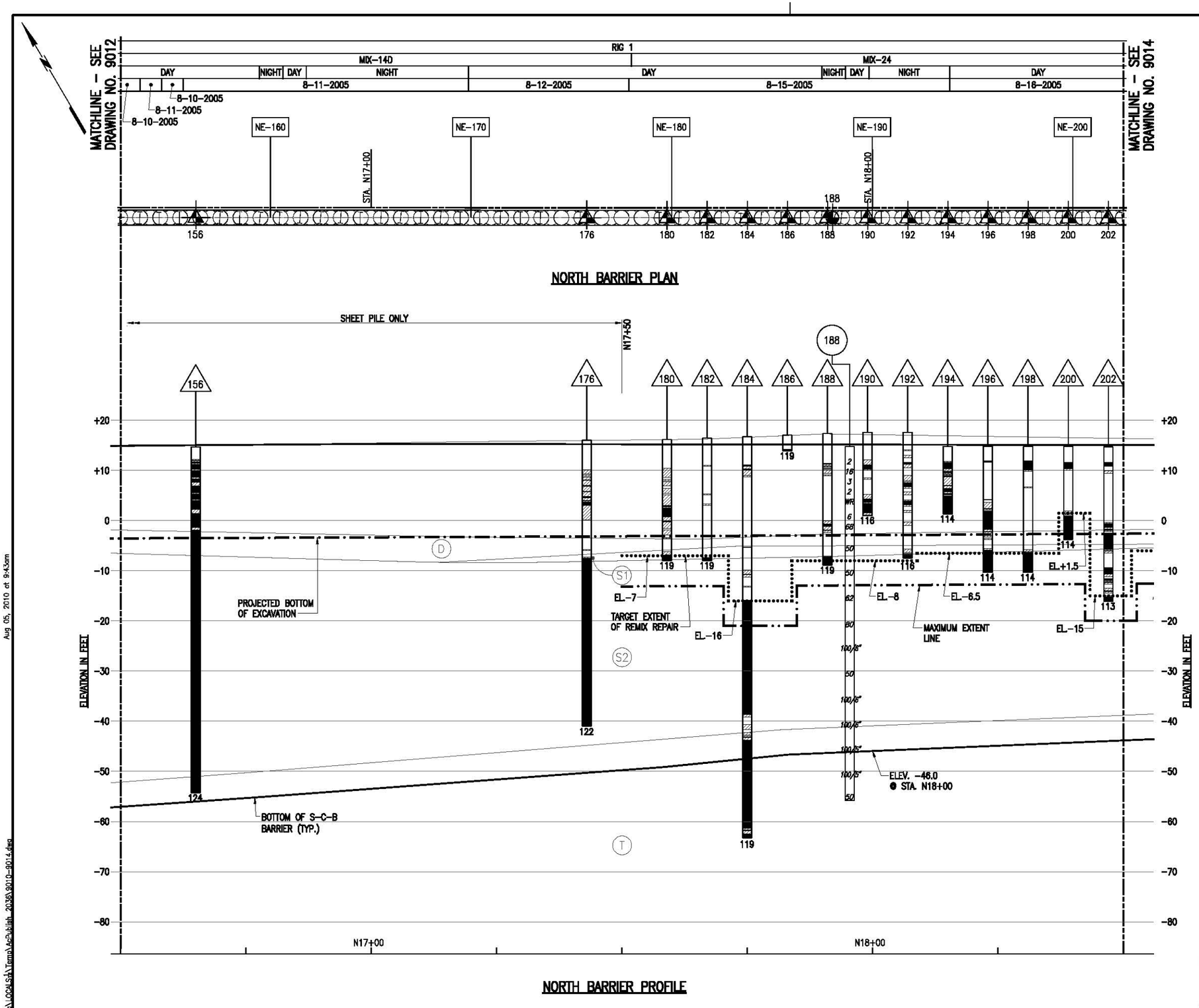

NOTES:

1. Bottom of S-C-B Barrier is taken from Contract 4 Design Drawings.
2. Plans of S-C-B Wall elements were provided by Raito.
3. See Drawing 9010 for Notes.
4. Projected Bottom of Excavation taken from Contract 6 Drawing 6103.

REV.	DATE	BY	DESCRIPTION
0	01-24-06	P.D.	ISSUED FOR SHEET PILE WORK PLAN

STUDY AREA 7

JERSEY CITY NEW JERSEY

Honeywell

101 COLUMBIA ROAD, MORRISTOWN, NEW JERSEY 07962

PROJECT NO. 35037

MUESER RUTLEDGE CONSULTING ENGINEERS

14 PENN PLAZA – 225 W. 34TH STREET, NEW YORK, NY 10122

DAVID M. CACOILO

N.J. PROFESSIONAL ENGINEER NO. 2995200 JANUARY 6, 2006

SCALE	MADE BY	DATE	FILE NO.
RAPHIC	B.B.	11-03-05	10210A
	CH'KD BY P.W.D.	01-24-06	

ALIGNMENT PLAN AND SOIL PROFILE SHEET 4 OF 5 (NORTH BARRIER)

DRAWING NO. 9013

Aug 05, 2010 at 9:43am

C:\DOCUMENTS\Irevo\LOCALS\Temp\AcPublish_2036\9010-9014.dwg

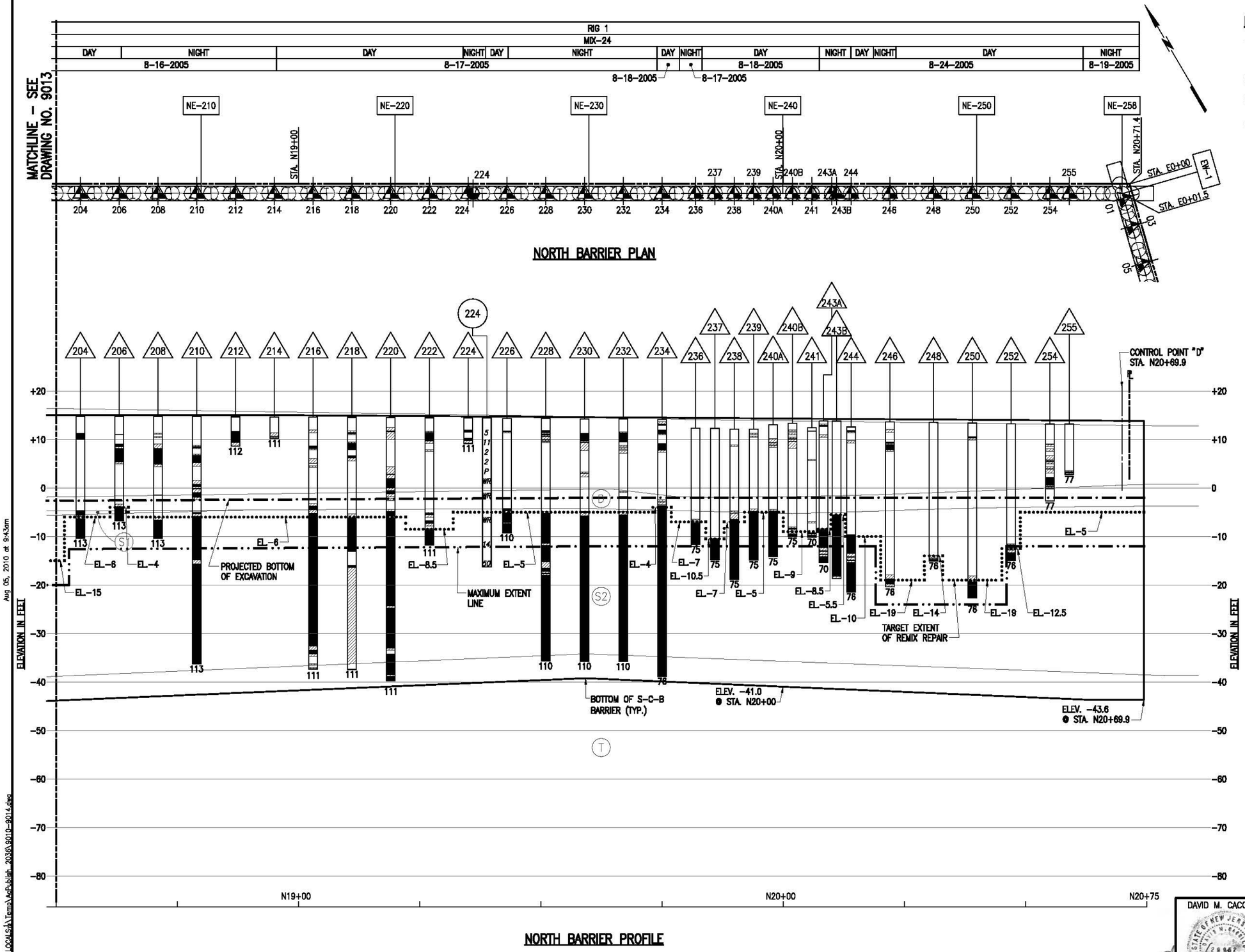

NOTES:

1. Bottom of S-C-B Barrier is taken from Contract 4 Design Drawings.
2. Plans of S-C-B Wall elements were provided by Raito.
3. See Drawing 9010 for Notes.
4. Projected Bottom of Excavation taken from Contract 6 Drawing 6103.

REV.	DATE	BY	DESCRIPTION
0	01-24-06	P.D.	ISSUED FOR SHEET PILE WORK PLAN

STUDY AREA 7

JERSEY CITY NEW JERSEY

Honeywell

101 COLUMBIA ROAD, MORRISTOWN, NEW JERSEY 07962

PROJECT NO. 35037

MUESER RUTLEDGE CONSULTING ENGINEERS

14 PENN PLAZA - 225 W. 34TH STREET, NEW YORK, NY 10122

DAVID M. CACOILO

N.J. PROFESSIONAL ENGINEER NO. 2995200 JANUARY 6, 2006

SCALE	MADE BY	DATE	FILE NO.
RAPHIC	B.B.	11-03-05	10210A
	CH'KD BY P.W.D.	01-24-06	DRAWING NO.

ALIGNMENT PLAN AND SOIL PROFILE SHEET 5 OF 5 (NORTH BARREIR)

9014

Aug 05, 2010 at 9:43am

C:\DOCUMENTS\Irevo\LOCALS\Temp\AcPublish_2036\9010-9014.dwg

STATE ROUTE NO. 440

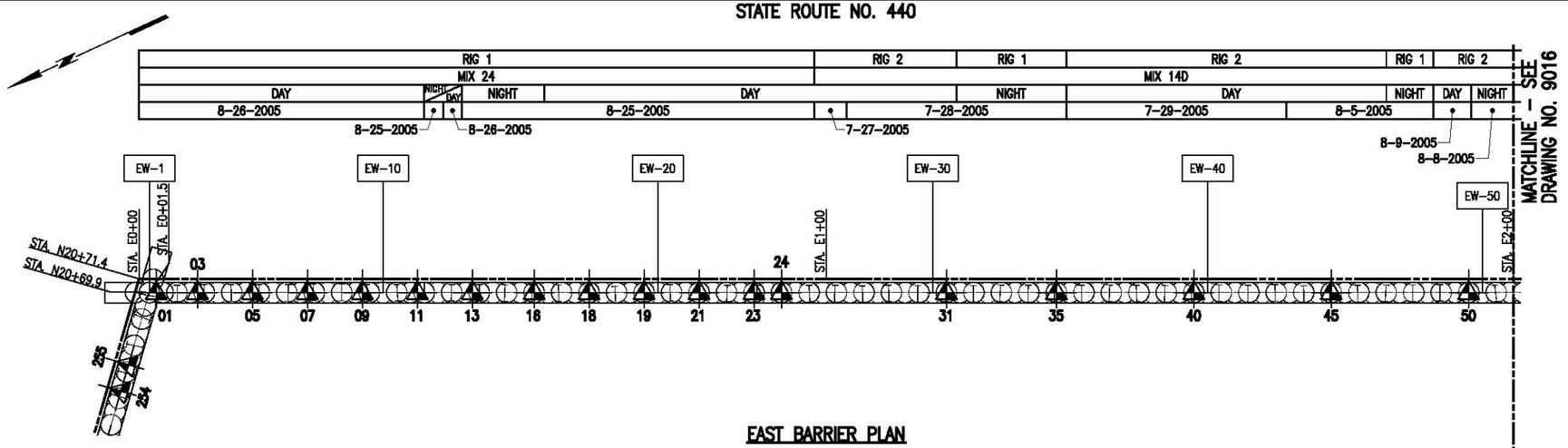

EAST BARRIER PLAN

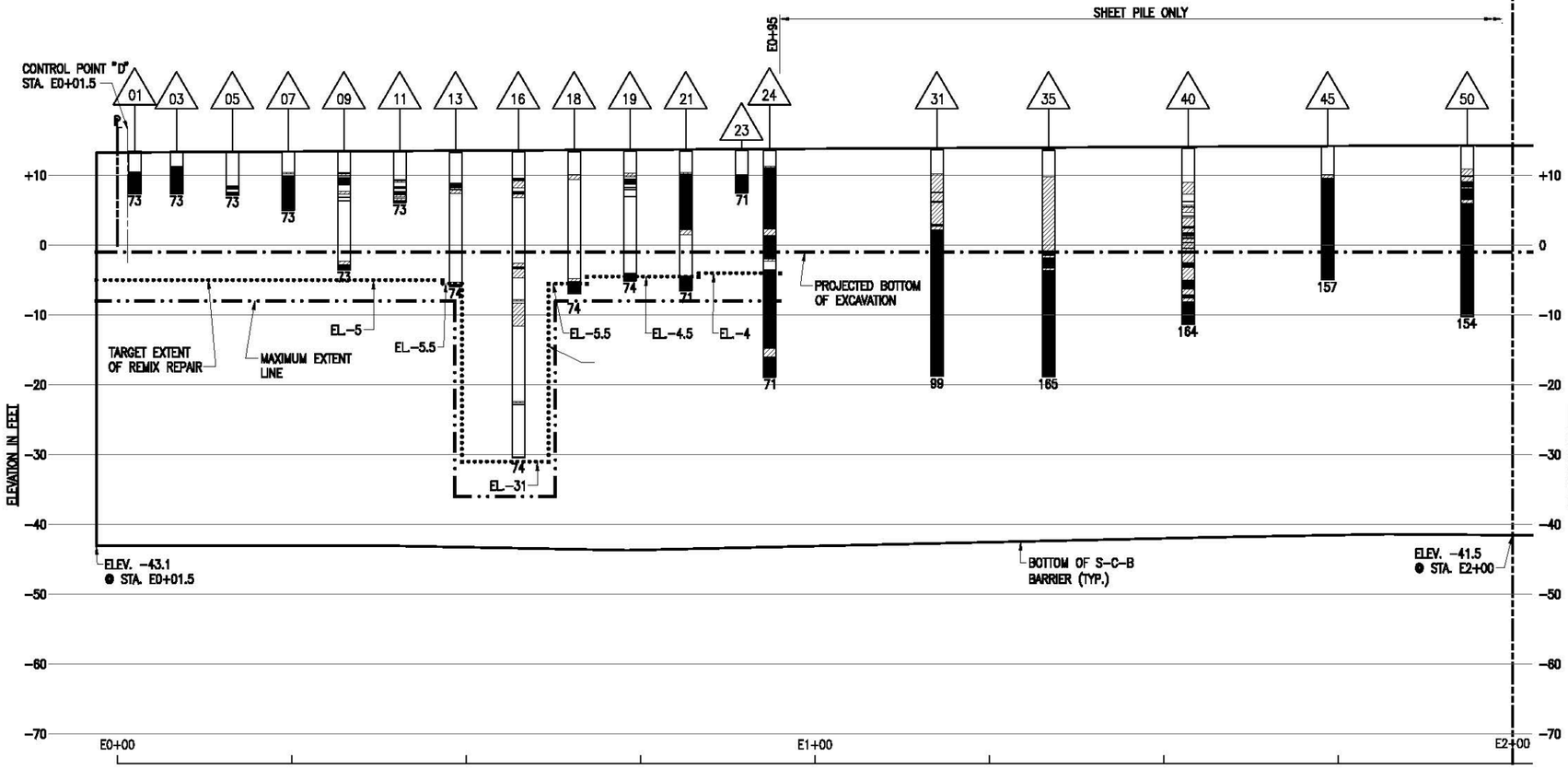

EAST BARRIER PROFILE

GRAPHIC SCALE

10' 5' 0 10' 20'

NOTES:

1. See Drawing 9011 for General Notes and Legend.
2. Remix to construct Center Soil Mix Column to "Target Extent of Remix Repair" illustrated and continue penetration to obtain "Practical Refusal" in Mix 24. Engineer may authorize shallower termination than "Target Extent of Remix Repairs" after obtaining "Pratical Refusal".
3. If "Practical Refusal" is not obtained, carry Center Soil Mix Column to "Maximum Extent" line.
4. "Practical Refusal" shall be defined as penetration rate less than 0.4 ft in 5 minutes, with slack hoist cables.
5. Plan of S-C-B elements provided by Raito before element construction.
6. Soldier Beam locations and orientation taken from post-construction survey (various dates) performed for Honeywell by Schoor De Palma. Actual beam location and center of beam pair shall be determined in the field for location of each remix column and buttress element.
7. Design bottom of S-C-B barrier taken from Contract 4 Drawings.
8. Soil profile illustrated taken from July 9, 2004 "Subsurface Investigation, Study Area 7, Jersey City, New Jersey"
9. CPT Probe and Boring ID Number is the Raito Element Number investigated.
10. Compressive strength was interpreted from CPT tip resistance using linear best fit of Fig. 2, 12-22-05 MRCE Memorandum "CPT Calibration."

REV.	DATE	BY	DESCRIPTION
0	01-24-06	P.D.	ISSUED FOR SHEET PILE WORK PLAN

STUDY AREA 7

JERSEY CITY NEW JERSEY

Honeywell

101 COLUMBIA ROAD, MORRISTOWN, NEW JERSEY 07962

PROJECT NO. 35037

MUESER RUTLEDGE CONSULTING ENGINEERS

14 PENN PLAZA - 225 W. 34TH STREET, NEW YORK, NY 10122

DAVID M. CACOILO

STATE OF NEW JERSEY

N.J. PROFESSIONAL ENGINEER
NO. 29952OO
JANUARY 6, 2006

SCALE	MADE BY	DATE	FILE NO.
RAPHIC	B.B.	10-25-05	10210A
	CH'KD BY P.W.D.	DATE 01-24-06	DRAWING NO.

ALIGNMENT PLAN AND SOIL PROFILE
SHEET 1 OF 4 (EAST BARRIER)

9015

Aug 05, 2010 at 9:56am

G:\DWGS\102\10210\Contract 4 - East Cell Repair Work\9015-9018.dwg

STATE ROUTE NO. 440

MATCHLINE – SEE DRAWING NO. 9015

MATCHLINE – SEE DRAWING NO. 9017

RIG 2

MIX 14D						MIX 24	MIX 24D
NIGHT	DAY	NIGHT	DAY	NIGHT	DAY	NIGHT	DAY
8-8-2005	8-9-2005		8-10-2005		8-11-2005 8-16-2005	8-17-2005	8-18-2005

EW-60 EW-70 EW-80 EW-90 EW-100

STA. E2+00 STA. E3+00 STA. E4+00

63 89

55 61 65 70 75 80 85 89 90 92 94 96 98 100

EAST BARRIER PLAN

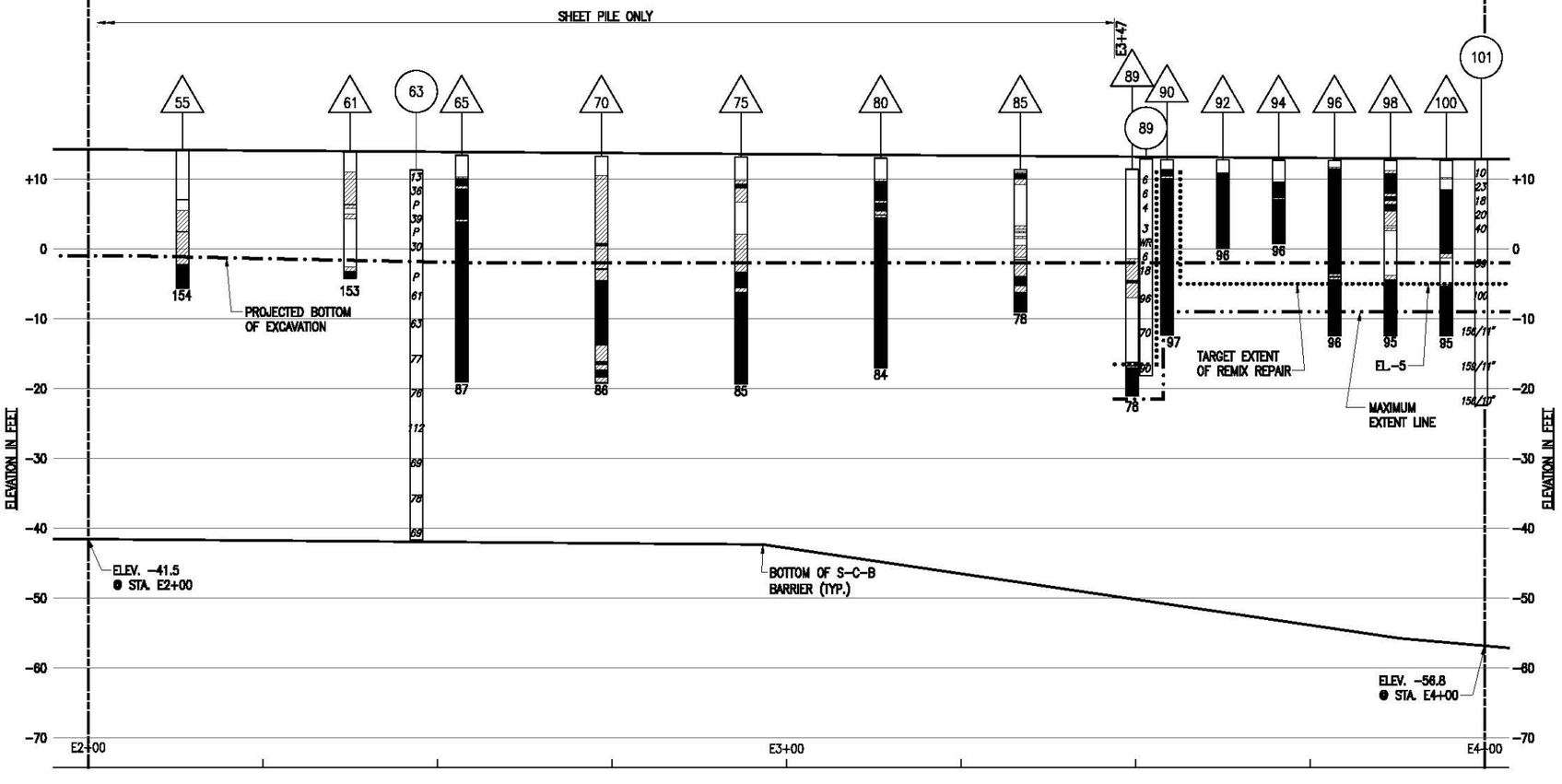

EAST BARRIER PROFILE

GRAPHIC SCALE

10' 5' 0 10' 20'

GENERAL NOTES

1. See Drawing 9010 for Definition of "Practical Refusal".
2. Core RQD = Rock Quality Designation is the sum of the length of pieces of intact core over 4 inches in length, expressed as a percentage of total length of core run.
3. Projected bottom of Excavation taken from Contract 6 Drawing 6103.
4. "Target Extent of Remix Repair" illustrated was estimated from CPT probe interpretation:
   a. Mix 24 – Probe refusal.
   b. Mix 14D North Alignment – estimated compressive strength greater than 96 psi.
   c. Where CPT probe was not performed in an element, the deeper estimate from the adjacent CPT probes was used.
   d. Bottom elevation of Remix Repair was adjusted to be below the maximum strain zone. Remix to depth illustrated unless authorized otherwise by the Engineer.

LEGEND:

149 CPT PROBE (HONEYWELL)

5 SOIL BORING (HONEYWELL)

4 CORE BORING (RAITO)

ORIGINAL BARRIER ELEMENT INSTALLATION RECORD

RIG 1	
MIX 24	
DAY	NIGHT
8-26-2005	

149 UNCONFINED COMPRESSIVE STRENGTH INTERPRETED FROM CPT TIP RESISTANCE

< 48 PSI

48 TO 100 PSI

> 100 PSI

80 – AGE OF ELEMENT AT CPT (DAYS)

4 SOIL-CEMENT COMPETENCY FROM CORE RQD

RQD < 15%

15% < RQD < 40%

RQD > 40%

80 – AGE OF ELEMENT AT BORING (DAYS)

5 TEST BORING

36 19 23 N – VALUES

80 – AGE OF ELEMENT AT BORING (DAYS)

TARGET EXTENT OF REMIX REPAIR

PROJECTED BOTTOM OF EXCAVATION

MAXIMUM EXTENT LINE

REV.	DATE	BY	DESCRIPTION
0	01-24-06	P.D.	ISSUED FOR SHEET PILE WORK PLAN

STUDY AREA 7

JERSEY CITY NEW JERSEY

Honeywell

101 COLUMBIA ROAD, MORRISTOWN, NEW JERSEY 07962

PROJECT NO. 35037

MUESER RUTLEDGE CONSULTING ENGINEERS

14 PENN PLAZA – 225 W. 34TH STREET, NEW YORK, NY 10122

DAVID M. CACOILO

N.J. PROFESSIONAL ENGINEER NO. 29952 JANUARY 6, 2006

SCALE	MADE BY	DATE	FILE NO.
GRAPHIC	B.B.	10-25-05	10210A
	CH'KD BY P.W.D.	DATE 01-24-06	DRAWING NO. 9016

ALIGNMENT PLAN AND SOIL PROFILE SHEET 2 OF 4 (EAST BARRIER)

Aug 05, 2010 at 9:57am

G:\DWGS\102\10210\Contract 4 – East Cell Repair Work\9015-9018.dwg

STATE ROUTE NO. 440

MATCHLINE – SEE DRAWING NO. 9016

MATCHLINE – SEE DRAWING NO. 9018

RIG 2

| MIX 24D | MIX 24 | | |

STATE ROUTE NO. 440

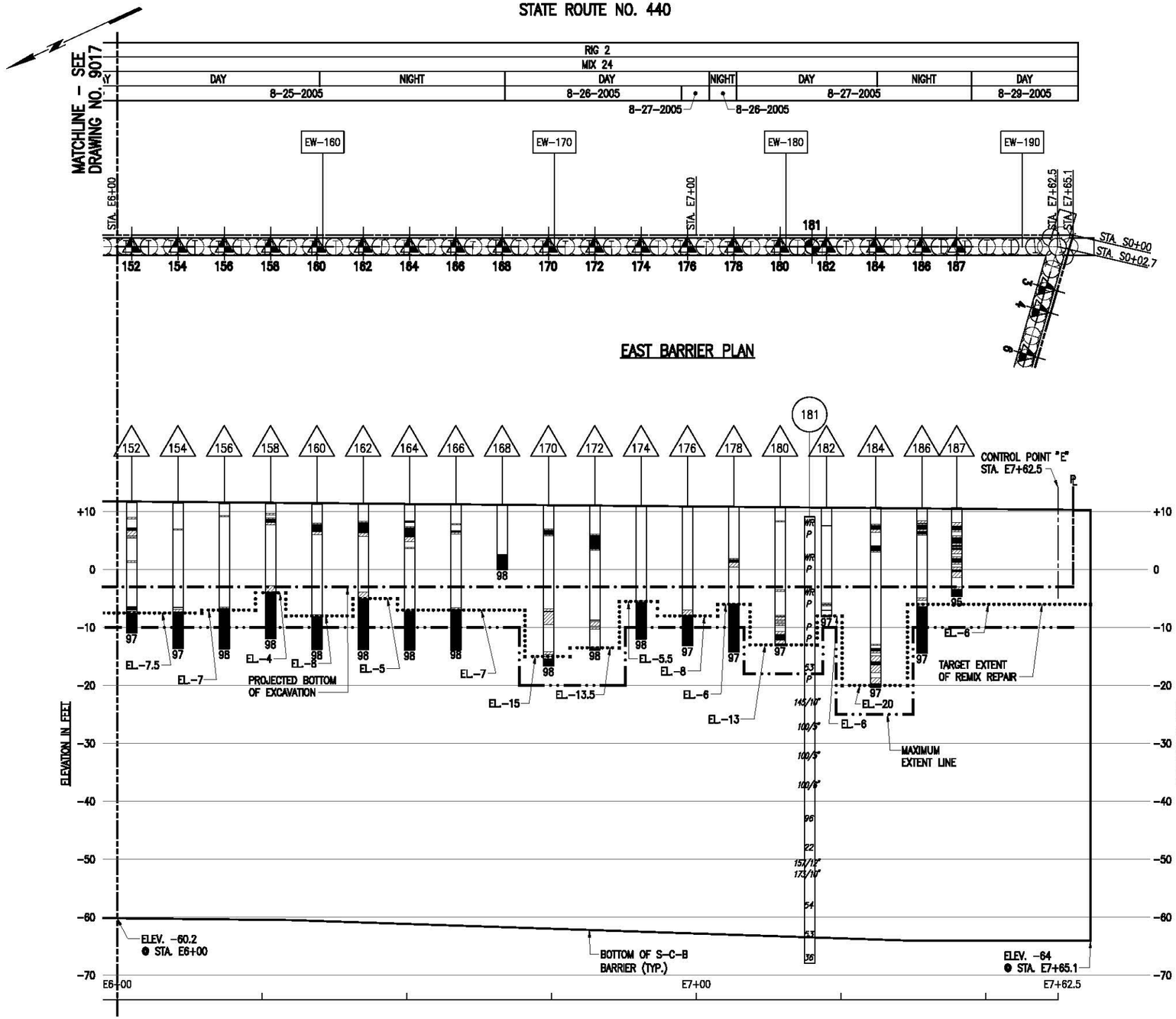

EAST BARRIER PLAN

EAST BARRIER PROFILE

NOTES:

1. Bottom of S-C-B Barrier is taken from Contract 4 Design Drawings.
2. Plans of S-C-B Wall elements were provided by Raito.
3. See Drawing 9015 for Notes.
4. Projected Bottom of Excavation taken from Contract 6 Drawing 6103.

GRAPHIC SCALE

10' 5' 0 10' 20'

REV.	DATE	BY	DESCRIPTION
0	01-24-06	P.D.	ISSUED FOR SHEET PILE WORK PLAN

STUDY AREA 7

JERSEY CITY NEW JERSEY

Honeywell

101 COLUMBIA ROAD, MORRISTOWN, NEW JERSEY 07962

PROJECT NO. 35037

MUESER RUTLEDGE CONSULTING ENGINEERS

14 PENN PLAZA – 225 W. 34TH STREET, NEW YORK, NY 10122

DAVID M. CACOILO

N.J. PROFESSIONAL ENGINEER
NO. 29952
JANUARY 6, 2006

SCALE	MADE BY	DATE	FILE NO.
GRAPHIC	B.B.	10-25-05	10210A
	CH'KD BY P.W.D.	01-24-06	

ALIGNMENT PLAN AND SOIL PROFILE SHEET 4 OF 4 (EAST BARRIER)

DRAWING NO. 9018

Aug 05, 2010 at 9:59am

G:\DWGS\102\10210\Contract 4 - East Cell Repair Work\9015-9018.dwg

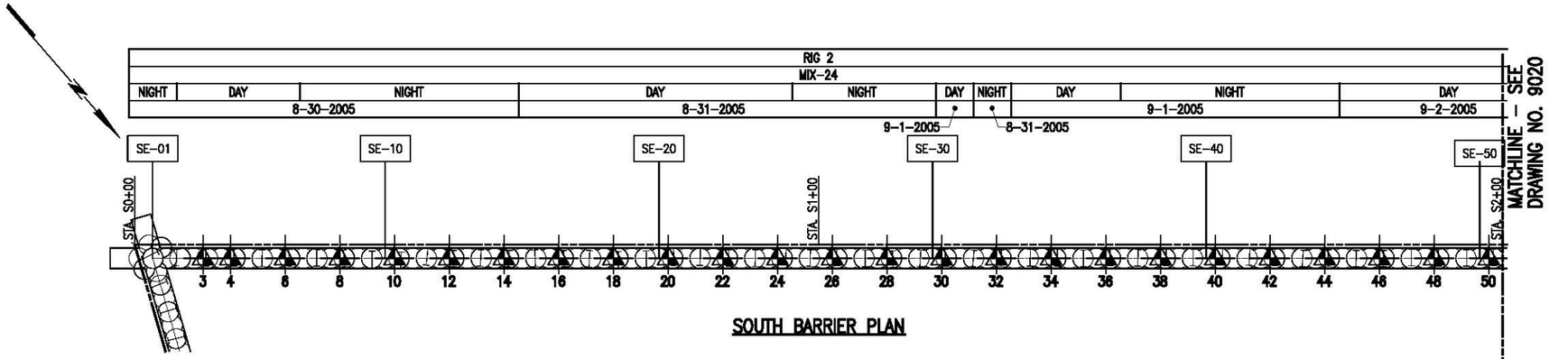

SOUTH BARRIER PLAN

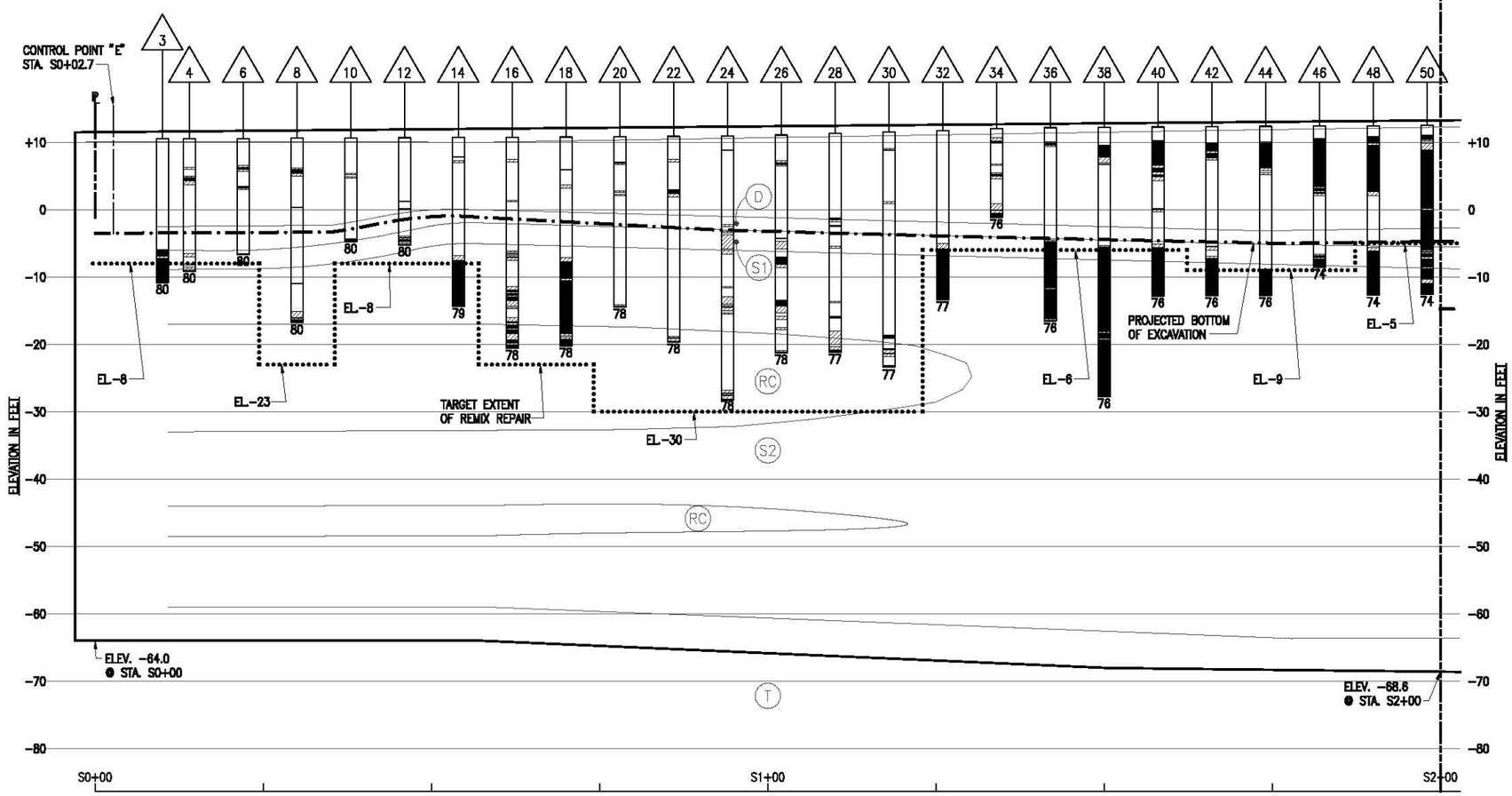

SOUTH BARRIER PROFILE

NOTES:

1. See Drawing 9011 for General Notes and Legend.
2. Remix to construct Center Soil Mix Column to "Target Extent of Remix Repair" illustrated and continue penetration to obtain "Practical Refusal" in Mix 24. Engineer may authorize shallower termination than "Target Extent of Remix Repairs" after obtaining "Pratical Refusal".
3. If "Practical Refusal" is not obtained, carry Center Soil Mix Column to "Maximum Extent" line.
4. "Practical Refusal" shall be defined as penetration rate less than 0.4 ft in 5 minutes, with slack hoist cables.
5. Plan of S-C-B elements provided by Raito before element construction.
6. Soldier Beam locations and orientation taken from post-construction survey (various dates) performed for Honeywell by Schoor De Palma. Actual beam location and center of beam pair shall be determined in the field for location of each remix column and buttress element.
7. Design bottom of S-C-B barrier taken from Contract 4 Drawings.
8. Soil profile illustrated taken from July 9, 2004 "Subsurface Investigation, Study Area 7, Jersey City, New Jersey"
9. CPT Probe and Boring ID Number is the Raito Element Number investigated.
10. Compressive strength was interpreted from CPT tip resistance using linear best fit of Fig. 2, 12-22-05 MRCE Memorandum "CPT Calibration."

GRAPHIC SCALE
10' 5' 0 10' 20'

DAVID M. CACOILO
N.J. PROFESSIONAL ENGINEER
NO. 2995200
JANUARY 6, 2006

REV.	DATE	BY	DESCRIPTION

STUDY AREA 7
JERSEY CITY NEW JERSEY

Honeywell
101 COLUMBIA ROAD, MORRISTOWN, NEW JERSEY 07962
PROJECT NO. 35037

MUESER RUTLEDGE CONSULTING ENGINEERS
14 PENN PLAZA - 225 W. 34TH STREET, NEW YORK, NY 10122

SCALE: RAPHIC
MADE BY B.B. DATE 11-7-05
CH'KD BY P.W.D. DATE 01-24-05
FILE NO. 10210A
DRAWING NO. 9019

ALIGNMENT PLAN AND SOIL PROFILE
SHEET 1 OF 3 (SOUTH BARRIER)

G:\DWGS\102\10210\Contract 4 - East Cell Repair Work\9019-9021.dwg Aug 05, 2010 at 10:03am

MATCHLINE – SEE DRAWING NO. 9019

MATCHLINE – SEE DRAWING NO. 9021

RIG 2 | RIG 1
MIX 24 | NIGHT

DAY	NIGHT	DAY	NIGHT	DAY	NIGHT	DAY	NIGHT	DAY	NIGHT	DAY	NIGHT	DAY	NIGHT	DAY	NIGHT	DAY
9-2-2005				9-6-2005				9-7-2005				9-8-2005			9-9-2005	8-27-2005

SE-60 SE-70 SE-80 SE-90 SE-100

STA. S2+00 STA. S3+00 STA. S4+00

0 52 54 56 58 60 62 64 66 68 70 72 74 75 76 78 80 82 84 86 88 90 92 94 96 98 100

SOUTH BARRIER PLAN

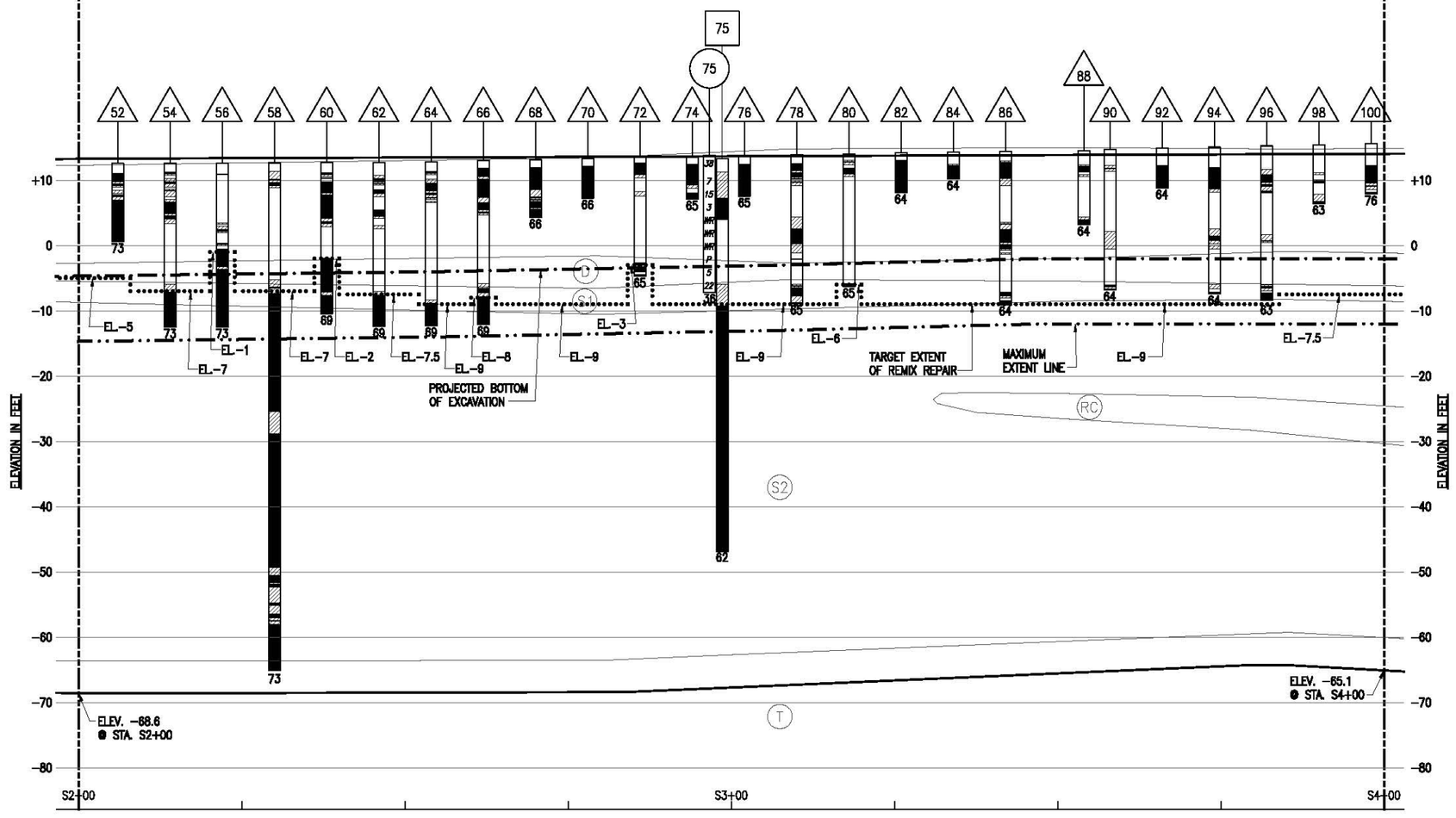

SOUTH BARRIER PROFILE

GRAPHIC SCALE
10' 5' 0 10' 20'

GENERAL NOTES

1. See Drawing 9010 for Definition of "Practical Refusal".
2. Core RQD = Rock Quality Designation is the sum of the length of pieces of intact core over 4 inches in length, expressed as a percentage of total length of core run.
3. Projected bottom of Excavation taken from Contract 6 Drawing 6103.
4. "Target Extent of Remix Repair" illustrated was estimated from CPT probe interpretation:
   a. Mix 24 – Probe refusal.
   b. Mix 14D North Alignment – estimated compressive strength greater than 96 psi.
   c. Where CPT probe was not performed in an element, the deeper estimate from the adjacent CPT probes was used.
   d. Bottom elevation of Remix Repair was adjusted to be below the maximum strain zone. Remix to depth illustrated unless authorized otherwise by the Engineer.

LEGEND:

149 CPT PROBE (HONEYWELL)

5 SOIL BORING (HONEYWELL)

4 CORE BORING (RAITO)

ORIGINAL BARRIER ELEMENT INSTALLATION RECORD

RIG 1	
MIX 24	
DAY	NIGHT
8-26-2005	

149 UNCONFINED COMPRESSIVE STRENGTH INTERPRETED FROM CPT TIP RESISTANCE
< 48 PSI
48 TO 100 PSI
> 100 PSI
80 – AGE OF ELEMENT AT CPT (DAYS)

4 SOIL-CEMENT COMPETENCY FROM CORE RQD
RQD < 15%
15% < RQD < 40%
RQD > 40%
80 – AGE OF ELEMENT AT BORING (DAYS)

5 TEST BORING
38 18 23 N – VALUES
80 – AGE OF ELEMENT AT BORING (DAYS)

TARGET EXTENT OF REMIX REPAIR
PROJECTED BOTTOM OF EXCAVATION
MAXIMUM EXTENT LINE

REV.	DATE	BY	DESCRIPTION

STUDY AREA 7
JERSEY CITY NEW JERSEY

Honeywell
101 COLUMBIA ROAD, MORRISTOWN, NEW JERSEY 07962
PROJECT NO. 35037

MUESER RUTLEDGE CONSULTING ENGINEERS
14 PENN PLAZA – 225 W. 34TH STREET, NEW YORK, NY 10122

DAVID M. CACOILO
STATE OF NEW JERSEY
N.J. PROFESSIONAL ENGINEER
NO. 29952
JANUARY 6, 2006

SCALE	MADE BY	DATE	FILE NO.
RAPHIC	B.B.	11-7-05	10210A
	CH'KD BY P.W.D.	DATE 01-24-06	DRAWING NO. 9020

ALIGNMENT PLAN AND SOIL PROFILE
SHEET 2 OF 3 (SOUTH BARRIER)

Aug 05, 2010 at 10:05am
G:\DWGS\102\10210\Contract 4 – East Cell Repair Work\9019-9021.dwg

MATCHLINE - SEE DRAWING NO. 9020

MATCHLINE - SEE DRAWING NO. XXXX

| RIG 1 | | |

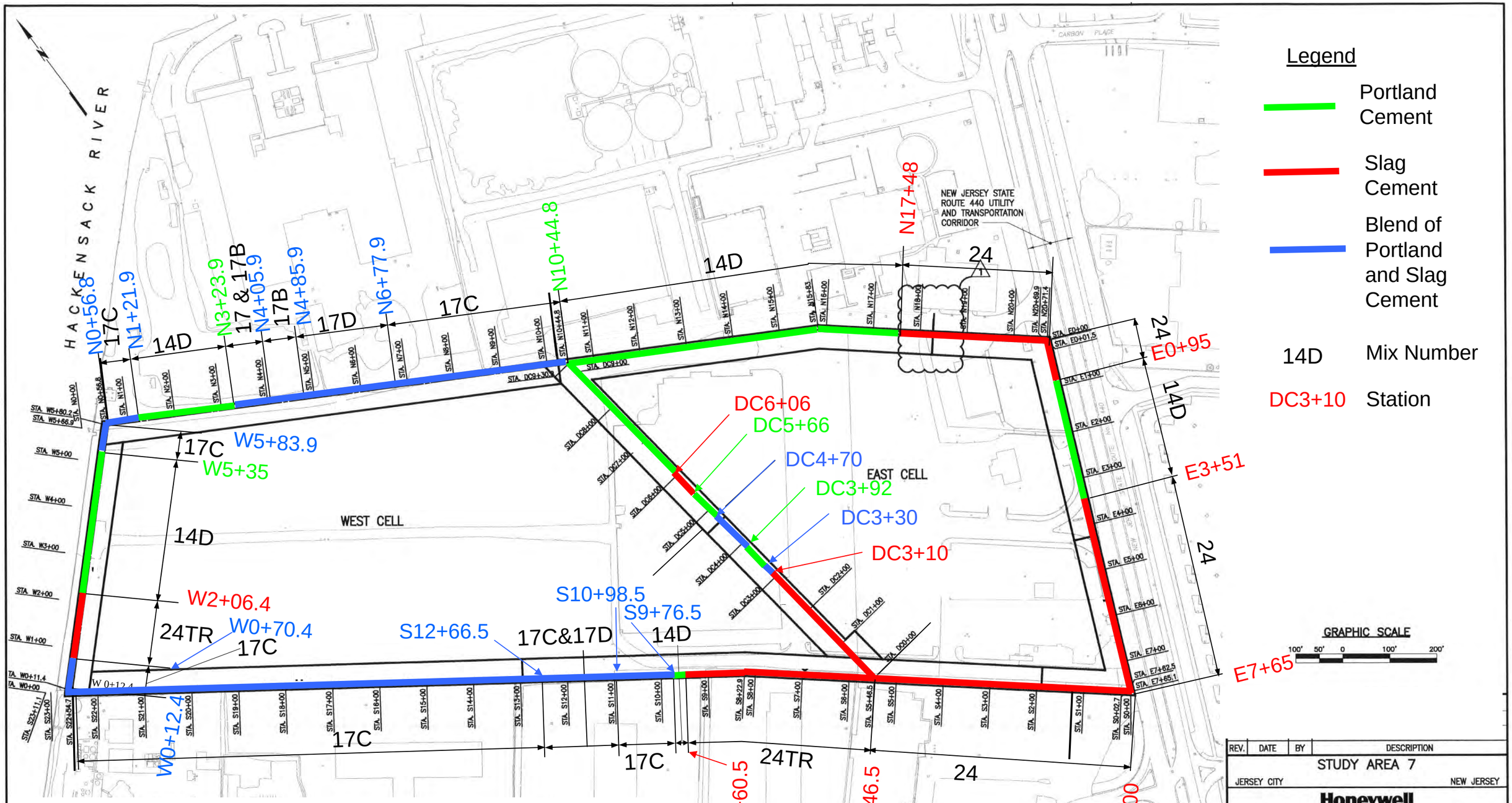

Legend

- Portland Cement
- Slag Cement
- Blend of Portland and Slag Cement
- 14D — Mix Number
- DC3+10 — Station

GRAPHIC SCALE
100' 50' 0 100' 200'

Mix Number	WC (kg/m3)	Bentonite Content (kg/m3)	Cement Content (kg/m3)	Bentonite Cement Ratio	Cement Water Ratio	Cement Type
14D	400	80	100	80%	25%	Portland
17	510	60	170	35%	33%	MaxCem
17B	425	60	170	35%	40%	MaxCem
17C	385	60	170	35%	44%	MaxCem
17D	345	60	170	35%	49%	MaxCem
24	340	14	180	8%	53%	GranCem

REV.	DATE	BY	DESCRIPTION

STUDY AREA 7

JERSEY CITY — NEW JERSEY

Honeywell

101 COLUMBIA ROAD, MORRISTOWN, NEW JERSEY 07962

PROJECT NO. 35037

MUESER RUTLEDGE CONSULTING ENGINEERS

14 PENN PLAZA – 225 W. 34TH STREET, NEW YORK, NY 10122

SCALE	MADE BY J.A.R. DATE 06–10–04	FILE NO.
GRAPHIC	CH'KD BY J.M.T. DATE 11–11–04	10210

S-C-B Wall Plan Denoting Portland and Slag Cement Zones

DRAWING NO. P-1

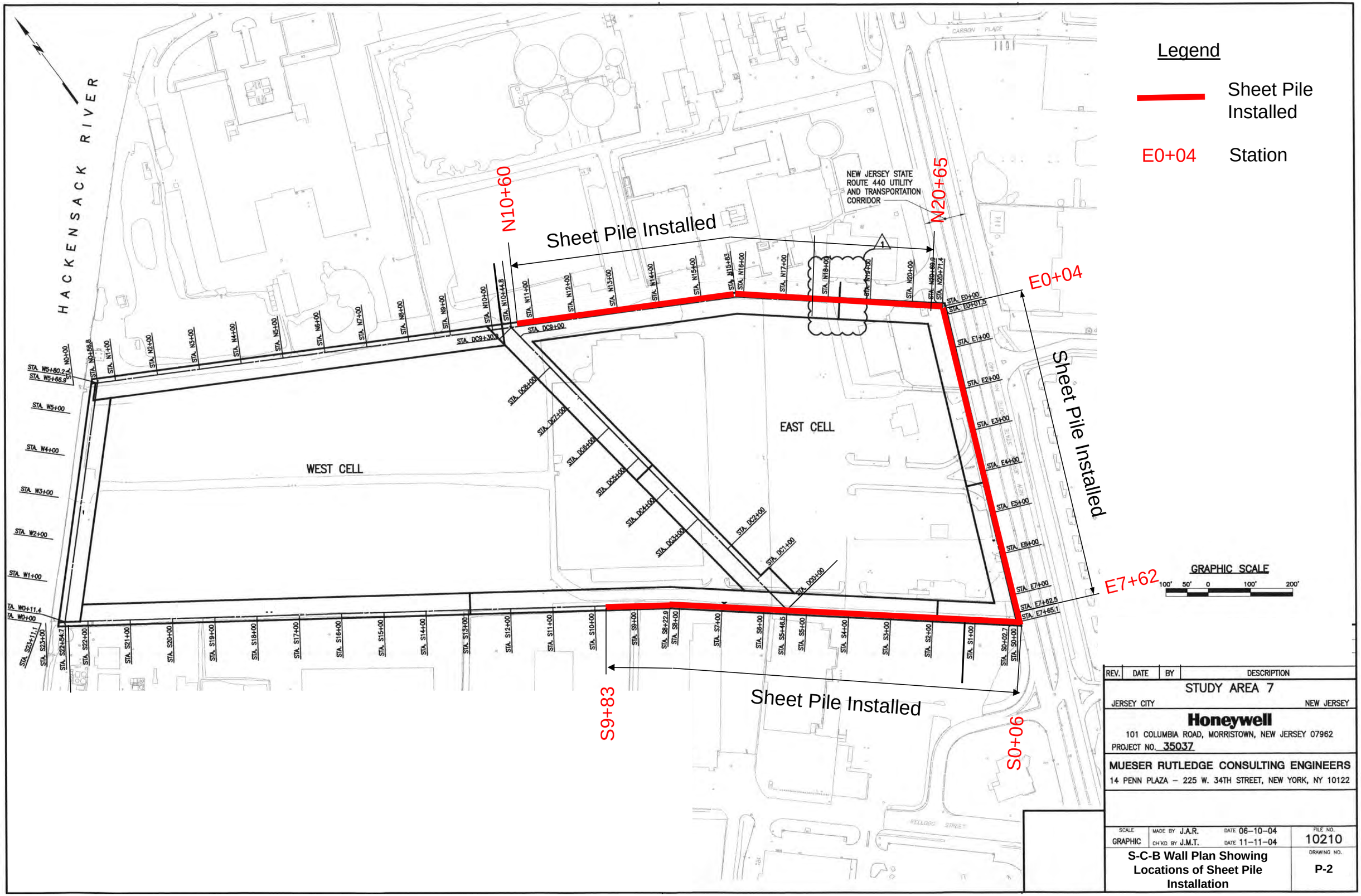

REV.	DATE	BY	DESCRIPTION

STUDY AREA 7

JERSEY CITY — NEW JERSEY

Honeywell

101 COLUMBIA ROAD, MORRISTOWN, NEW JERSEY 07962

PROJECT NO. 35037

MUESER RUTLEDGE CONSULTING ENGINEERS

14 PENN PLAZA – 225 W. 34TH STREET, NEW YORK, NY 10122

SCALE	MADE BY	DATE	FILE NO.
GRAPHIC	J.A.R.	06–10–04	10210
	CH'KD BY J.M.T.	DATE 11–11–04	DRAWING NO.

S-C-B Wall Plan Showing Locations of Sheet Pile Installation

P-2

HACKENSACK RIVER

CARBON PLACE

NEW JERSEY STATE ROUTE 440 UTILITY AND TRANSPORTATION CORRIDOR

WEST CELL

EAST CELL

NELLOGG STREET

N17+51

N20+71

Remixed

E0+04

Remixed

E0+95

E3+56

Remixed

E7+65

24TR

Remixed

S9+60.5

S5+46.5

S0+00

Legend

Remixed Areas

E0+04 Station

GRAPHIC SCALE

100' 50' 0 100' 200'

REV.	DATE	BY	DESCRIPTION

STUDY AREA 7

JERSEY CITY NEW JERSEY

Honeywell

101 COLUMBIA ROAD, MORRISTOWN, NEW JERSEY 07962

PROJECT NO. 35037

MUESER RUTLEDGE CONSULTING ENGINEERS

14 PENN PLAZA – 225 W. 34TH STREET, NEW YORK, NY 10122

SCALE	MADE BY	DATE	FILE NO.
GRAPHIC	J.A.R.	06–10–04	10210
	CH'KD BY J.M.T.	DATE 11–11–04	DRAWING NO.

S-C-B Wall Plan Denoting Remixed Zones

P-3

Appendix C-2: Mix Design and Testing Reports (Raito)

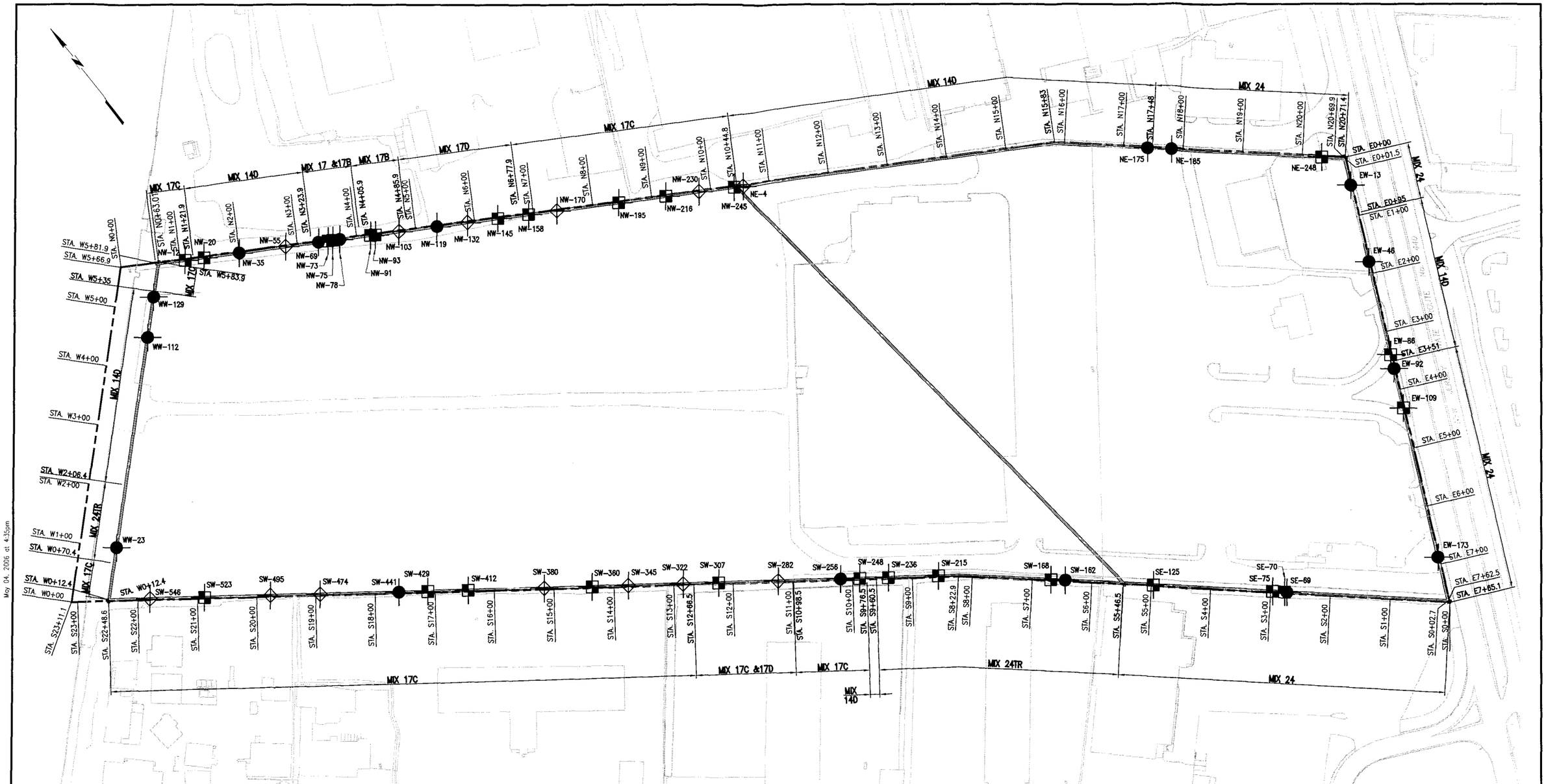

LEGEND

- REQUESTED CORE BORING (13)
- RAITO CORE
- RAITO GRAB

GRAPHIC SCALE

80' 40' 0 80' 160'

STUDY AREA 7
MIXTURE LOCATION PLAN

JERSEY CITY — NEW JERSEY

MUESER RUTLEDGE CONSULTING ENGINEERS
14 PENN PLAZA – 225 WEST 34th STREET

FILE NO. 10210
DRAWING NO. M-1

May 04, 2006 at 4:35pm
G:\DWGS\102\10210\S-C-B Salt Zones\M-1.dwg
bboscoino

MIX RECIPE TABLE

Mix Number	WC (kg/m3)	Bentonite Content (kg/m3)	Cement Content (kg/m3)	Bentonite Cement Ratio	Cement Water Ratio	Cement Type
10	280	60	100	60%	36%	Portland
11	300	60	120	50%	40%	Portland
12	320	60	140	43%	44%	Portland
14D	400	80	100	80%	25%	Portland
15	480	80	120	67%	25%	Portland
16	560	80	140	57%	25%	Portland
17	510	60	170	35%	33%	MaxCem
17A	465	60	170	35%	37%	MaxCem
17B	425	60	170	35%	40%	MaxCem
18	220	5	200	3%	91%	MaxCem
19	240	10	200	5%	83%	MaxCem
20	300	10	140	7%	47%	NewCem
21	340	10	180	6%	53%	NewCem
22	380	10	220	5%	58%	NewCem
23	300	14	140	10%	47%	GranCem
24	340	14	180	8%	53%	GranCem
25	380	14	220	6%	58%	GranCem
Steve 526	200	0	200	0%	100%	MaxCem

Mueser Rutledge Consulting Engineers

14 Penn Plaza · 225 West 34th Street · New York, NY 10122
Tel: (917) 339-9300 · Fax: (917) 339-9400
www.mrce.com

George J. Tamaro
Alfred H. Brand
Hugh S. Lacy
David M. Cacoilo
Joel Moskowitz
Peter W. Deming
James L. Kaufman
Roderic A. Ellman, Jr.
Partners

Peter H. Edinger
Elmer A. Richards
Edmund M. Burke
John W. Fowler
J. Patrick Powers
Consultants

Raymond J. Poletto
Thomas R. Wendel
Francis J. Arland
Theodore Popoff
David R. Good
Domenic D'Argenzio
Walter E. Kaeck
Senior Associates

Robert K. Radske
Harro R. Streidt
Ketan H. Trivedi
Michael J. Chow
Alice Arana
Douglas W. Christie
Hiren J. Shah
Dong K. Chang
Anthony DeVito
Joel L. Volterra
Tony D. Canale
Frederick C. Rhyner
Jan Cermak
Gregg V. Piazza
Sissy Nikolaou
Pablo V. Lopez
Associates

Joseph N. Courtade
Director of Finance and Administration

Martha J. Huguet
Marketing Manager

October 16, 2006

Construction Director, Study Area 7
Honeywell
101 Columbia Road
Morristown, NJ 07962

Attn: Mr. William J. Hague, P.E.

Re: Recommendation Regarding Compressive Strength
of West Cell SCB Lagging.
Study Area 7
Jersey City, New Jersey
MRCE File 10210

Gentlemen:

Introduction

This letter presents our review and conclusions of the West Cell SCB strength interpreted using lab tests performed by MRCE for Honeywell and testing performed by Sierra Lab for the Contractor, Raito. The data, presented by SCB Mix, support our recommendation that steel sheeting is not needed to supplement the SCB lagging in the west cell. This recommendation is based on a thorough analysis of the west cell SCB measured strength and a review of the applied stresses, which demonstrate that the existing SCB lagging has high safety factor (below), plus the experience gained in the east cell where the Special Master required the use of steel sheeting.

Construction History

After encountering low strength of the SCB lagging in Mixes 14D and 24 produced for the East Cell, Honeywell required changes in the grout mix, application and mixing pattern used in the West Cell. Mix ingredients, grout application and mixing pattern are summarized in Table 1 and Figures 1 through 3.

Changes made at Honeywell request included:

1. Mix 24 TR (Temporary Requirements) was produced for approximately 410 ft of the south barrier from Sta. S5+47 to S9+60 and along the west barrier for about 135 ft from Sta. W0+70 to W2+06. The temporary requirements, illustrated in Fig. 1, included injection of 20% additional grout on withdrawal and a second mixing stroke to tip depth of 35 ft.

2. Mix 14D used along the west barrier from Sta. W2+06 to W5+35 was the original (east cell) mix with 100% application on mixing Stroke A (initial and only mixing stroke, Fig. 3). In all other areas when Mix 14D was used (N1+22 to N3+24), Honeywell required application and double mixing illustrated in Figure 2 to improve uniformity and strength.

3. Mix 17 was chosen by Raito for the north barrier east of Sta. N2+24. At the Engineer's recommendation, Raito reduced the grout water content creating Mix 17C. Mix 17C was used from Sta. N6+78 to N10+45, Sta. S9+76 to S22+55, and to complete the west wall corner closure from Sta. W0+12 to W0+70 and from W5+35 to W5+82.

Table 1 - Grout Mix Recipe, Application and Mixing Pattern

Mix ID	Recipe Cement, kg	Recipe Water, kg	Recipe Bentonite, kg	Grout Application and Mixing Pattern
24 TR	180 (GranCem)	310	14	Fig. 1
14D	180 (Portland)	400	80	Fig. 2 & Fig. 3
17	170 (MaxCem)	510	60	Fig. 2
17B	170 (MaxCem)	425	60	Fig. 2
17C	170 (MaxCem)	385	60	Fig. 2

Note: Apply grout recipe to 1 m^3 of in situ soil below the mixing head for "100% dosage."

Measured Compressive Strength

The results of laboratory compression testing performed on core samples recovered from in situ SCB lagging are presented in the attached September 19, 2006 Memorandum "West Cell SCB Compressive Strength from Laboratory Tests." The locations of core borings are illustrated on the attached Drawing No. M-1.

As a result of the changes in grout application and mixing energy described above, SCB lagging in the west cell has a more uniform distribution of strength with depth than SCB of the east cell. While there remains a wide scatter in the strength, the lower bound, 90% confidence level, strength ranges from 123 psi for Mix 17C to 84 psi for 17D (few tests). Portland Cement mix 17C represents the majority of the constructed west cell alignment.

We note that Mix 24TR which utilized GranCem cement provided 90% confidence level compressive strengths on the order of 160 psi to 375 psi (14 test specimens - sampled prior to remix with Mix 19).

Discussion

The measured strength and uniformity of strength with depth indicate that changes to the grout application and mixing energy used in the west cell resulted in performance improvements to SCB strength. Mix 14D was used for the west alignment where the sheet pile reinforcement does not require compression arching performance. Mixes 17C and 17D, which cover the majority of the west cell alignment where sheet pile was not placed, provide compressive strength which meet the contract requirements, and equate to a lagging stress safety factor higher than FS=3.4 (90% confidence strength). Improvements in strength with additional aging will increase the safety factor against lagging compression failure. Therefore, we recommend use of the SCB lagging for excavation support without placing additional redundant support sheeting.

Excavation Safety

Mix 14 SCB lagging in the east cell has proven competent where sheet piles were removed for trapped COPR removal. Mixes 17C and 17D have demonstrated compressive strengths greater than east cell Mix 14. Therefore, SCB lagging should provide safe excavation support.

Excavation practices employed by Honeywell do not require or permit labor adjacent to the SCB lagging until several days after lagging has been exposed and tested. The Engineer provides regular and focused inspections of the lagging for performance assessment. Where lagging performance is not as anticipated, the contract provides for reinforcement of the lagging with ½" thick plate steel welded to the soldier beams. Steel plate and welding tools/labor are available on site for immediate placement.

Excavation Schedule

Test data and site experience indicate that the SCB lagging will perform to support the excavation. Materials and tools are available to implement the contingency steel plate lagging reinforcement if needed. Lagging performance should not delay excavation progress in the west cell.

Very truly yours,

MUESER RUTLEDGE CONSULTING ENGINEERS

By: _____
Peter W. Deming, P.E.

NMA:KRR:DWG:PWD
F:\102\10210\CONTRACT 4 - HYDRAULIC BARRIER\SCB Soft Wall\West Cell Repair\West Cell Mix Evaluation Letter.doc

Grout Apllication and Mixing Pattern

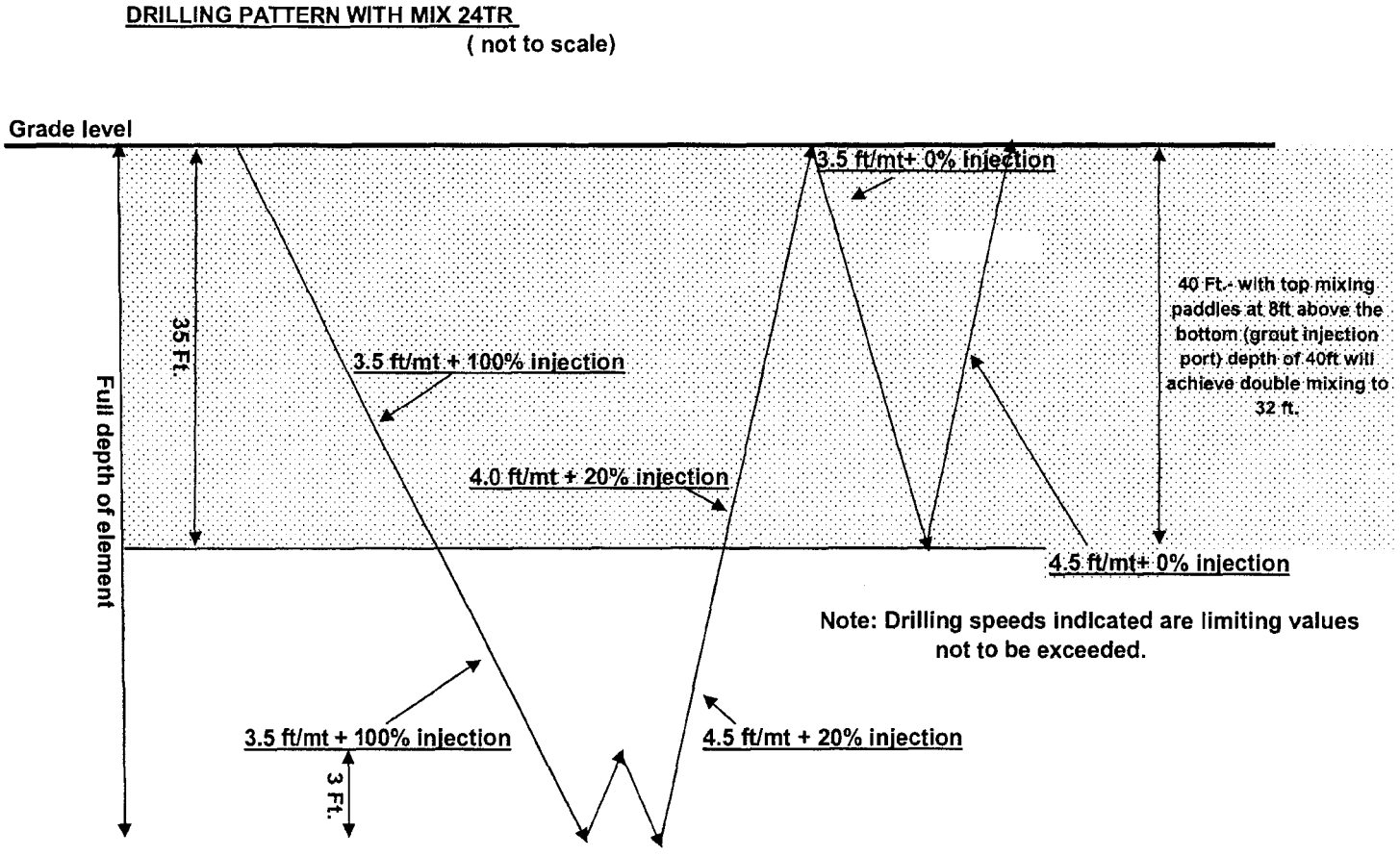

Figure 1

Grout Apllication and Mixing Pattern

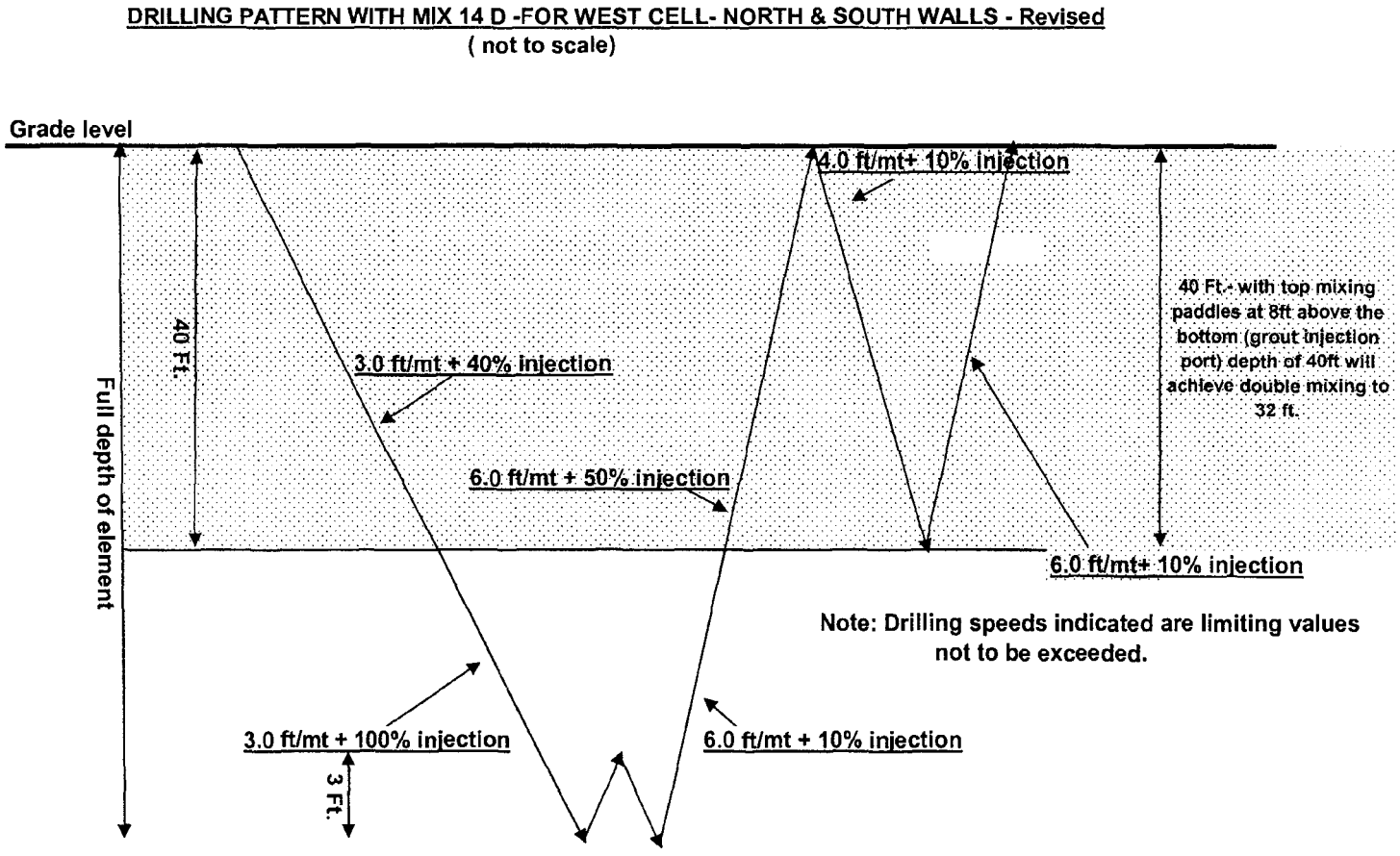

Figure 2

Grout Apllication and Mixing Pattern

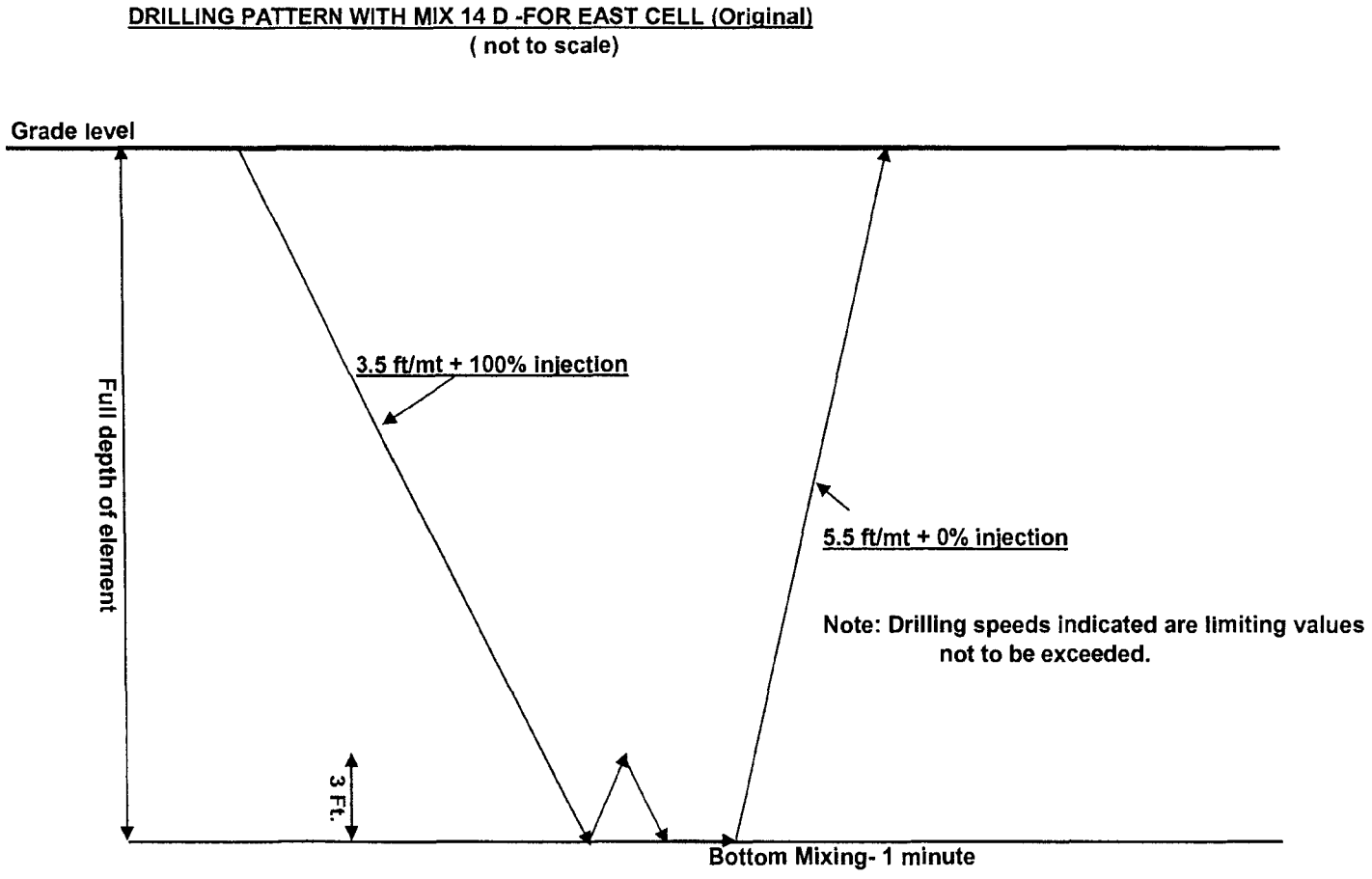

Figure 3

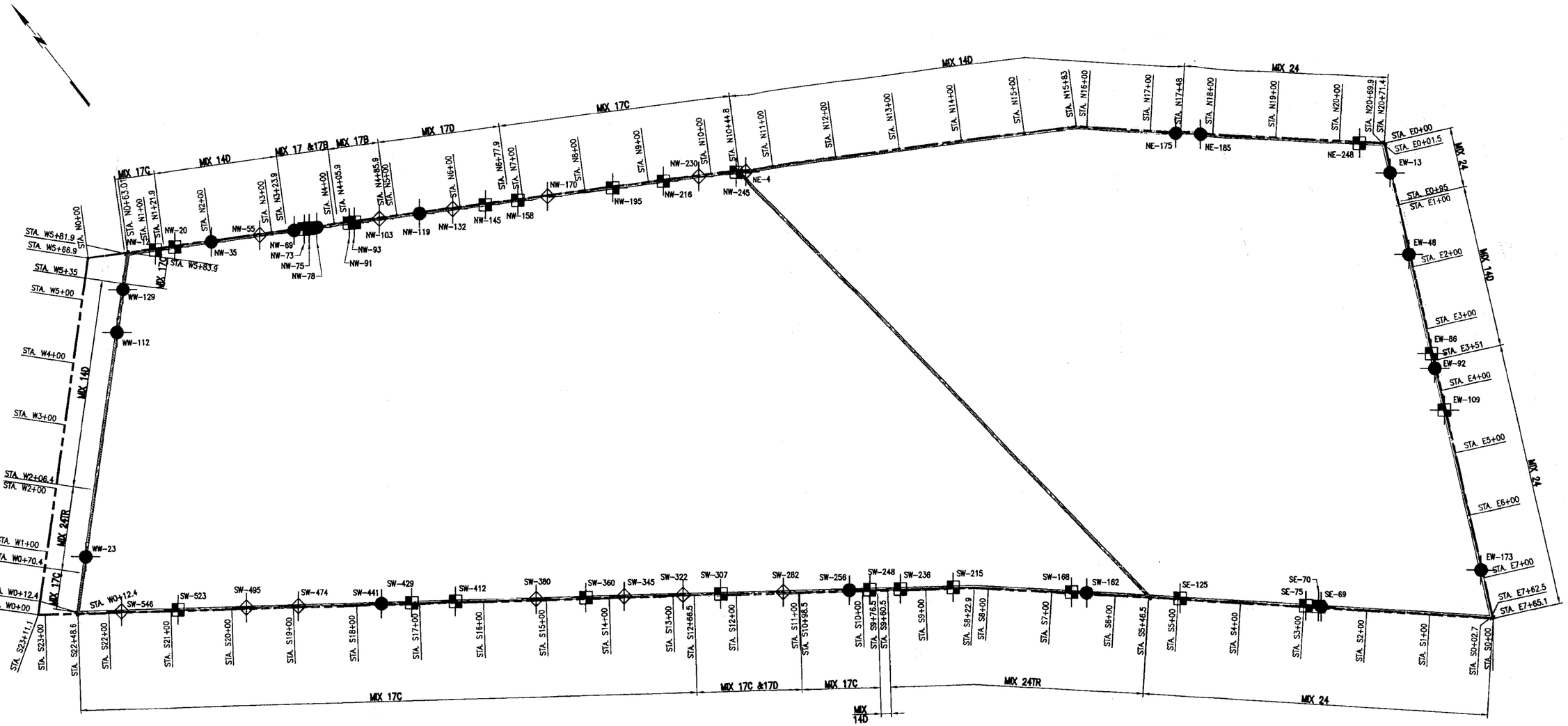

LEGEND

- REQUESTED CORE BORING (13)
- RATO CORE
- RATO GRAB

GRAPHIC SCALE

80' 40' 0 80' 160'

STUDY AREA 7
MIXTURE LOCATION PLAN

JERSEY CITY — NEW JERSEY

MUESER RUTLEDGE CONSULTING ENGINEERS
14 PENN PLAZA – 225 WEST 34th STREET

FILE NO. 10210
DRAWING NO. M-1

Sep 15, 2006 at 4:11pm

G:\DWGS\102\10210\S-C-B Soil Zones\M-1.dwg

ENGINEERS RESPONSE TO RAITO MIX PROCEDURE FOR NORTH AND SOUTH BARRIER ALIGNMENTS IN THE WEST CELL OF SA-7.

CPT probe data from SCB Mix 14D indicate that the soil cement lagging is less than 100psi to depths of 32 ft (see Figure 1 below). For this reason, the Engineer believes that while Raito's proposed mix procedures are acceptable for the remixing the top of the barrier, the depth of remixed area should be increased to 32 ft.

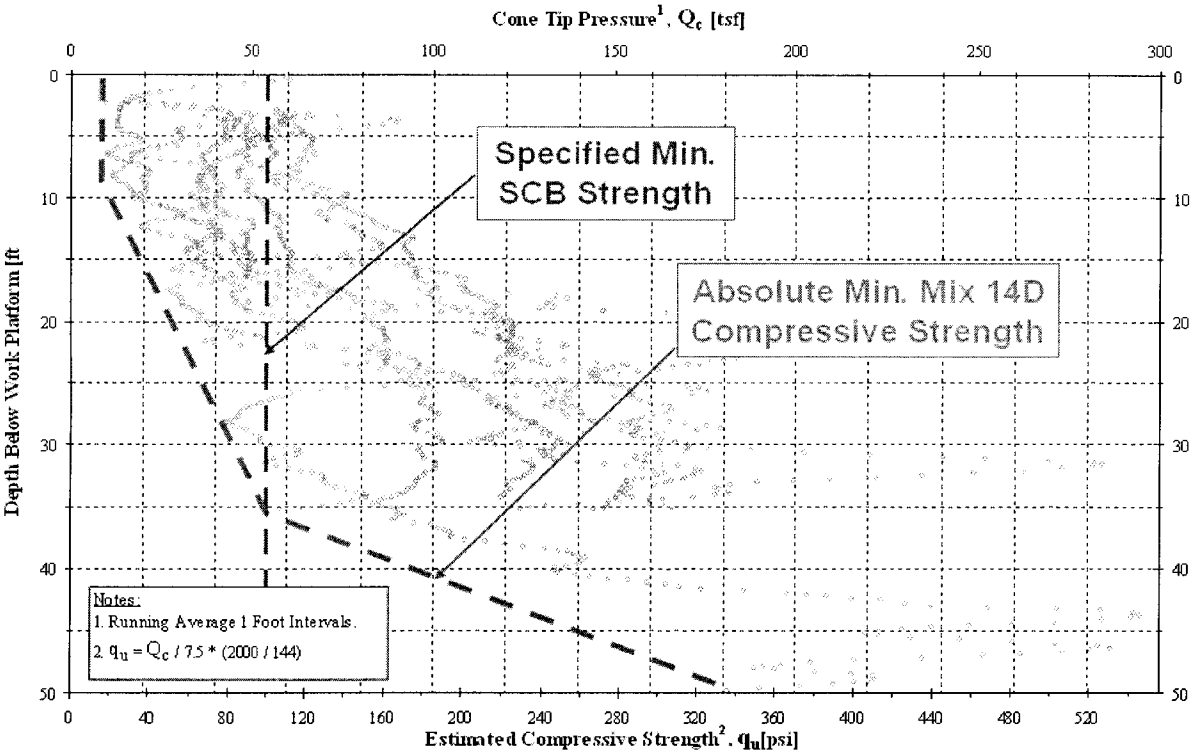

Figure 1: CPT Probe Data for Mix 14D

The grout injection procedures described in the Engineering Bulletin of 10/7/05 are acceptable to the Engineer.

The illustrated Drilling Pattern submitted by Raito (Figure 2) shall be revised to illustrate second mixing to depths of 32 ft. In addition, the double mix portion shall extend to the top mixing paddle of the center auger in the triple gang, as it is the highest elevation of the three. The top center paddle shall penetrate to the depth of double mixing (32ft) and mixing shall continue until the bottom center mixing paddle is visible at the ground surface.

Contractor submittal is Approved As Noted above.

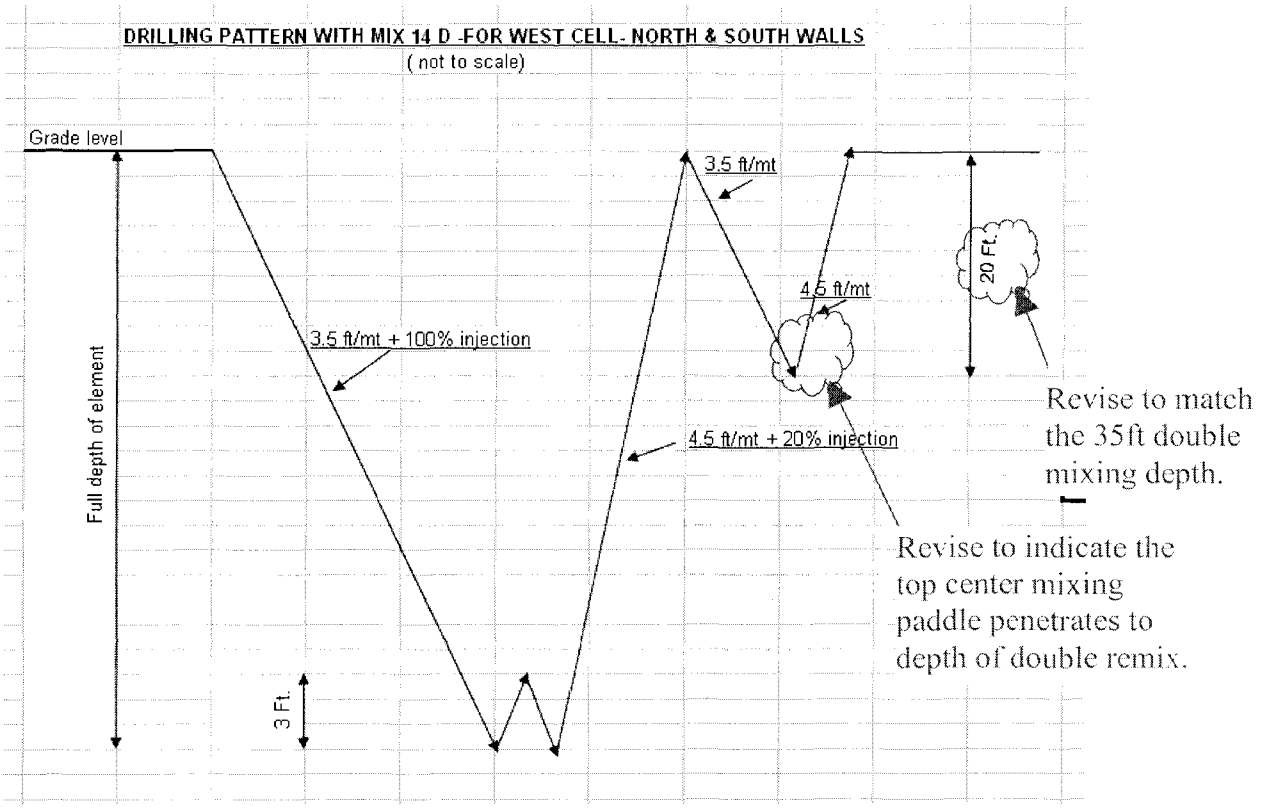

Figure 2: Raito Submitted Drilling Pattern

Mix Design #	Element ID	Sample No.	Depth (ft)	NewCem	MaxCem	Portland	GranCem	Bentonite	Water	W/C	B/W	UNCONFINED COMPRESSION TESTS Compressive Strength (psi)	Strain at Failure (%)	Sample Age (days)	PERMEABILITY TESTS Permeability (cm/sec^2)	Sample Age (days)	Compression Cast date	Compression Test date	Permeability Cast date	Permeability Start. Test date
Out of TS	DC-79,81,84,100													#VALUE!		#VALUE!	NA		NA	
Steve526	DC-81		15		200				200	100%	0%			#VALUE!		#VALUE!	05/26/05		05/26/05	
Steve526	DC-81		55		200				200	100%	0%			#VALUE!		#VALUE!	05/26/05		05/26/05	
Steve526	DC-81		83		200				200	100%	0%			#VALUE!		#VALUE!	05/26/05		05/26/05	
17	DC-83		20		170			60	510	300%	12%			#VALUE!		#VALUE!	05/27/05		05/27/05	
17	DC-83		60		170			60	510	300%	12%			#VALUE!		#VALUE!	05/27/05		05/27/05	
17	DC-83		84		170			60	510	300%	12%			#VALUE!		#VALUE!	05/27/05		05/27/05	
10	DC-90	2	20			100		60	280	280%	21%			#VALUE!	2.09E-07	7	06/07/05		06/07/05	06/14/05
10	DC-90	3	20			100		60	280	280%	21%	33.10		9		#VALUE!	06/07/05	06/16/05	06/07/05	
10	DC-90	?	20			100		60	280	280%	21%	104.48		56		#VALUE!	06/07/05	08/02/05	06/07/05	
10	DC-90	2	60			100		60	280	280%	21%			#VALUE!	4.33E-07	7	06/07/05		06/07/05	06/14/05
10	DC-90	3	60			100		60	280	280%	21%	28.20		9		#VALUE!	06/07/05	06/16/05	06/07/05	
10	DC-90	?	60			100		60	280	280%	21%	65.04		56		#VALUE!	06/07/05	08/02/05	06/07/05	
10	DC-90	2	80			100		60	280	280%	21%			#VALUE!	3.30E-07	7	06/07/05		06/07/05	06/14/05
10	DC-90	3	80			100		60	280	280%	21%	25.70		9		#VALUE!	06/07/05	06/16/05	06/07/05	
10	DC-90	?	80			100		60	280	280%	21%	80.80		56		#VALUE!	06/07/05	08/02/05	06/07/05	
11	DC-94	1	15			120		60	300	250%	20%			#VALUE!	1.94E-07	7	06/08/05		06/08/05	06/15/05
11	DC-94	2	15			120		60	300	250%	20%	57.50		8		#VALUE!	06/08/05	06/16/05	06/08/05	
11	DC-94	?	15			120		60	300	250%	20%	182.16		56		#VALUE!	06/08/05	08/03/05	06/08/05	
11	DC-94	1	55			120		60	300	250%	20%			#VALUE!	2.08E-07	7	06/08/05		06/08/05	06/15/05
11	DC-94	2	55			120		60	300	250%	20%	56.80		8		#VALUE!	06/08/05	06/16/05	06/08/05	
11	DC-94	?	55			120		60	300	250%	20%	181.75		56		#VALUE!	06/08/05	08/03/05	06/08/05	
11	DC-94	1	80			120		60	300	250%	20%			#VALUE!	2.20E-07	7	06/08/05		06/08/05	06/15/05
11	DC-94	2	80			120		60	300	250%	20%	75.60		8		#VALUE!	06/08/05	06/16/05	06/08/05	
11	DC-94	?	80			120		60	300	250%	20%	107.65		56		#VALUE!	06/08/05	08/03/05	06/08/05	
12	DC-98	1	20			140		60	320	229%	19%			#VALUE!	2.67E-07	7	06/08/05		06/08/05	06/15/05
12	DC-98	2	20			140		60	320	229%	19%	76.10		8		#VALUE!	06/08/05	06/16/05	06/08/05	
12	DC-98	?	20			140		60	320	229%	19%	185.95		56		#VALUE!	06/08/05	08/03/05	06/08/05	
12	DC-98	1	50			140		60	320	229%	19%			#VALUE!	2.27E-07	7	06/08/05		06/08/05	06/15/05
12	DC-98	2	50			140		60	320	229%	19%	69.30		8		#VALUE!	06/08/05	06/16/05	06/08/05	
12	DC-98	?	50			140		60	320	229%	19%	228.72		56		#VALUE!	06/08/05	08/03/05	06/08/05	
12	DC-98	1	85			140		60	320	229%	19%			#VALUE!	1.55E-07	7	06/08/05		06/08/05	06/15/05
12	DC-98	2	85			140		60	320	229%	19%	64.20		8		#VALUE!	06/08/05	06/16/05	06/08/05	
12	DC-98	?	85			140		60	320	229%	19%	223.25		56		#VALUE!	06/08/05	08/03/05	06/08/05	
20	DC-102	1	15	140				10	300	214%	3%	53.30		25		#VALUE!	06/10/05	07/05/05	06/10/05	
20	DC-102	2	15	140				10	300	214%	3%			#VALUE!	1.53E-06	21	06/10/05		06/10/05	07/01/05
20	DC-102	1	55	140				10	300	214%	3%	447.40		25		#VALUE!	06/10/05	07/05/05	06/10/05	
20	DC-102	2	55	140				10	300	214%	3%			#VALUE!	1.81E-06	21	06/10/05		06/10/05	07/01/05
20	DC-102	1	80	140				10	300	214%	3%	65.10		14	1.33E-06	7	06/10/05	06/24/05	06/10/05	06/17/05
20	DC-102	2	80	140				10	300	214%	3%	hold		#VALUE!	hold	#VALUE!	06/10/05		06/10/05	
21	DC-106	1	20	180				10	340	189%	3%	210.50		14	1.09E-06	7	06/10/05	06/24/05	06/10/05	06/17/05
21	DC-106	2	20	180				10	340	189%	3%	hold		#VALUE!	hold	#VALUE!	06/10/05		06/10/05	
21	DC-106	1	50	180				10	340	189%	3%	104.10		14	7.39E-07	7	06/10/05	06/24/05	06/10/05	06/17/05
21	DC-106	2	50	180				10	340	189%	3%	hold		#VALUE!	hold	#VALUE!	06/10/05		06/10/05	
21	DC-106	1	80	180				10	340	189%	3%	126.80		14	5.86E-07	7	06/10/05	06/24/05	06/10/05	06/17/05
21	DC-106	2	80	180				10	340	189%	3%	hold		#VALUE!	hold	#VALUE!	06/10/05		06/10/05	
22	DC-110	2	15	220				10	380	173%	3%	hold		#VALUE!	hold	#VALUE!	06/13/05		06/13/05	
22	DC-110	3	15	220				10	380	173%	3%	hold		#VALUE!	hold	#VALUE!	06/13/05		06/13/05	
22	DC-110	3	45	220				10	380	173%	3%			22	1.48E-07	18	06/13/05	07/05/05	06/13/05	07/01/05
22	DC-110	6	45	220				10	380	173%	3%	300.30		22		#VALUE!	06/13/05	07/05/05	06/13/05	
22	DC-110	2	75	220				10	380	173%	3%	hold		#VALUE!	hold	#VALUE!	06/13/05		06/13/05	
22	DC-110	3	75	220				10	380	173%	3%	hold		#VALUE!	hold	#VALUE!	06/13/05		06/13/05	
18	DC-114	3	20		200			5	220	110%	2%	hold		#VALUE!	hold	#VALUE!	06/14/05		06/14/05	
18	DC-114	6	20		200			5	220	110%	2%	hold		#VALUE!	hold	#VALUE!	06/14/05		06/14/05	
18	DC-114	3	50		200			5	220	110%	2%	hold		#VALUE!	hold	#VALUE!	06/14/05		06/14/05	
18	DC-114	6	50		200			5	220	110%	2%	hold		#VALUE!	hold	#VALUE!	06/14/05		06/14/05	
18	DC-114	3	75		200			5	220	110%	2%	hold		#VALUE!	hold	#VALUE!	06/14/05		06/14/05	
18	DC-114	6	75		200			5	220	110%	2%	hold		#VALUE!	hold	#VALUE!	06/14/05		06/14/05	
19	DC-118	2	15		200			10	240	120%	4%	hold		#VALUE!	hold	#VALUE!	06/14/05		06/14/05	
19	DC-118	2?	15		200			10	240	120%	4%	hold		#VALUE!	hold	#VALUE!	06/14/05		06/14/05	

												UNCONFINED COMPRESSION TESTS			PERMEABILITY TESTS		Compression		Permeability	
Mix Design #	Element ID	Sample No.	Depth (ft)	NewCem	MaxCem	Portland	GranCem	Bentonite	Water	W/C	B/W	Compressive Strength (psi)	Strain Failure (%)	at Sample Age (days)	Permeability (cm/sec^2)	Sample Age (days)	Cast date	Test date	Cast date	Start. Test date
19	DC-118	3	55		200			10	240	120%	4%	hold		#VALUE!	hold	#VALUE!	06/14/05		06/14/05	
19	DC-118	6	55		200			10	240	120%	4%	hold		#VALUE!	hold	#VALUE!	06/14/05		06/14/05	
19	DC-118	3	75		200			10	240	120%	4%	hold		#VALUE!	hold	#VALUE!	06/14/05		06/14/05	
19	DC-118	4	75		200			10	240	120%	4%	hold		#VALUE!	hold	#VALUE!	06/14/05		06/14/05	
14D	DC-122	2	20			100		80	400	400%	20%	80.80		20	2.31E-07	8	06/15/05	07/05/05	06/15/05	06/23/05
14D	DC-122	3	20			100		80	400	400%	20%			#VALUE!	7.07E-08	28	06/15/05		06/15/05	07/13/05
14D	DC-122	2	50			100		80	400	400%	20%	87.80		20	2.32E-07	8	06/15/05	07/05/05	06/15/05	06/23/05
14D	DC-122	3	50			100		80	400	400%	20%			#VALUE!	3.00E-07	28	06/15/05		06/15/05	07/13/05
14D	DC-122	2	75			100		80	400	400%	20%	88.30		20	2.09E-07	8	06/15/05	07/05/05	06/15/05	06/23/05
14D	DC-122	3	75			100		80	400	400%	20%			#VALUE!	2.27E-07	28	06/15/05		06/15/05	07/13/05
14D	DC-122	5	75			100		80	400	400%	20%	hold		#VALUE!	hold	#VALUE!	06/15/05		06/15/05	
14D	DC-122	6	75			100		80	400	400%	20%	hold		#VALUE!	hold	#VALUE!	06/15/05		06/15/05	
15D	DC-126	2	15			120		80	360	300%	22%	hold		#VALUE!	hold	#VALUE!	06/16/05		06/16/05	
15D	DC-126	3	15			120		80	360	300%	22%	hold		#VALUE!	hold	#VALUE!	06/16/05		06/16/05	
15D	DC-126	3	45			120		80	360	300%	22%			#VALUE!	3.52E-07	15	06/16/05		06/16/05	07/01/05
15D	DC-126	4	45			120		80	360	300%	22%	63.80		19		#VALUE!	06/16/05	07/05/05	06/16/05	
15D	DC-126	6	75			120		80	360	300%	22%	hold		#VALUE!	hold	#VALUE!	06/16/05		06/16/05	
15D	DC-126	7	75			120		80	360	300%	22%	hold		#VALUE!	hold	#VALUE!	06/16/05		06/16/05	
16D	DC-130	3	20			140		80	380	271%	21%	hold		#VALUE!	hold	#VALUE!	06/17/05		06/17/05	
16D	DC-130	4	20			140		80	380	271%	21%	hold		#VALUE!	hold	#VALUE!	06/17/05		06/17/05	
16D	DC-130	3	50			140		80	380	271%	21%			#VALUE!	4.87E-07	14	06/17/05		06/17/05	07/01/05
16D	DC-130	6	50			140		80	380	271%	21%	87.80		18		#VALUE!	06/17/05	07/05/05	06/17/05	
16D	DC-130	3	75			140		80	380	271%	21%	hold		#VALUE!		#VALUE!	06/17/05		06/17/05	
16D	DC-130	4	75			140		80	380	271%	21%	hold		#VALUE!		#VALUE!	06/17/05		06/17/05	
14D	DC-136	6	50			100		80	400	400%	20%			#VALUE!		#VALUE!	06/20/05		06/20/05	
14D	DC-136	7	50			100		80	400	400%	20%			#VALUE!		#VALUE!	06/20/05		06/20/05	
23	DC-146	?	20				140	14	300	214%	5%	157.41		39	2.87E-07	39	06/23/05	8/1/2005	06/23/05	8/1/2005
23	DC-146	?	55				140	14	300	214%	5%	233.61		39	SAT	39	06/23/05	8/1/2005	06/23/05	8/1/2005
23	DC-146	3	75				140	14	300	214%	5%			#VALUE!	2.30E-07	25	06/23/05		06/23/05	7/18/2005
23	DC-146	4	75				140	14	300	214%	5%	624.07		25		#VALUE!	06/23/05	7/18/2005	06/23/05	
24	DC-150	3	15				180	14	340	189%	4%			#VALUE!	6.85E-07	24	06/24/05		06/24/05	7/18/2005
24	DC-150	4	15				180	14	340	189%	4%	266.90		24		#VALUE!	06/24/05	7/18/2005	06/24/05	
24	DC-150	?	50				180	14	340	189%	4%	146.14		38	3.60E-07	38	06/24/05	8/1/2005	06/24/05	8/1/2005
24	DC-150	3	75				180	14	340	189%	4%			#VALUE!	6.90E-07	24	06/24/05		06/24/05	7/18/2005
24	DC-150	4	75				180	14	340	189%	4%	574.90		24		#VALUE!	06/24/05	7/18/2005	06/24/05	
25	DC-152	?	15				220	14	380	173%	4%	387.25		38	5.60E-08	38	06/24/05	8/1/2005	06/24/05	8/1/2005
25	DC-152	?	45				220	14	380	173%	4%	425.04		38	SAT	38	06/24/05	8/1/2005	06/24/05	8/1/2005
25	DC-152	3	78				220	14	380	173%	4%			#VALUE!	1.00E-07	24	06/24/05		06/24/05	7/18/2005
25	DC-152	4	78				220	14	380	173%	4%	did not test		25		#VALUE!	06/24/05	7/19/2005	06/24/05	
14D	DC-174	?	25			100		80	400	400%	20%	114.24		33	2.60E-07	33	06/29/05	8/1/2005	06/29/05	8/1/2005
14D	DC-174	?	35			100		80	400	400%	20%	106.97		33	2.20E-07	33	06/29/05	8/1/2005	06/29/05	8/1/2005
14D	DC-174	?	65			100		80	400	400%	20%	101.33		33	Consol	33	06/29/05	8/1/2005	06/29/05	8/1/2005
14D	DC-228	?	10			100		80	400	400%	20%						07/07/05		07/07/05	
14D	DC-228	?	78			100		80	400	400%	20%						07/07/05		07/07/05	

Mix Design #	Element ID	Sample No.	Depth (ft)	NewCem	GranCem	MaxCem	Portland	Bentonite	Water	W/C	B/W	UNCONFINED COMPRESSION TESTS Compressive Strength (psi)	Strain Failure (%)	at Sample Age (days)	FINAL PERMEABILITY RESULTS Permeability (cm/sec^2)	Sample Age (days)	PREVIOUS PERMEABILITY RESULTS Permeability (cm/sec^2)	Sample Age (days)
10	DC-90	5	15 (20?)				100	60	280	280%	21%	51.9	3.2	30				
10	DC-90	5	60				100	60	280	280%	21%	93.5	20	29				
10	DC-90	5	80				100	60	280	280%	21%	71.7	7.5	29				
10	DC-84,86-90	1	20				100	60	280	280%	21%				1.64E-07			
10	DC-84,86-90	1	60				100	60	280	280%	21%				9.97E-08			
10	DC-84,86-90	1	80				100	60	280	280%	21%				8.73E-08			
10	DC-84,86-90	4	20				100	60	280	280%	21%				6.53E-07			
10	DC-84,86-90	4	60				100	60	280	280%	21%				9.88E-08			
10	DC-84,86-90	4	80				100	60	280	280%	21%				8.07E-08			
11	DC-94	5	15				120	60	300	250%	20%	63	2.6	21				
11	DC-94	5	55				120	60	300	250%	20%	84	6	28				
11	DC-94	5	80				120	60	300	250%	20%	79.2	7.5	28				
11	DC-94	4	15				120	60	300	250%	20%				1.16E-08			
11	DC-94	4	55				120	60	300	250%	20%				1.01E-07			
11	DC-94	4	80				120	60	300	250%	20%				7.70E-08			
12	DC-98	4	20				140	60	320	229%	19%	104.3	1.6	28				
12	DC-98	4	50				140	60	320	229%	19%	135	3.1	28				
12	DC-98	4	85				140	60	320	229%	19%	144.4	4.1	28				
12	DC-98	5	20				140	60	320	229%	19%				1.10E-08			
12	DC-98	5	50				140	60	320	229%	19%				7.06E-08			
12	DC-98	5	85				140	60	320	229%	19%				8.23E-08			
14D	DC-122	1	20				100	80	400	400%	20%	37	4.3	13				
14D	DC-122	4	20				100	80	400	400%	20%	74.7	1.6	20				
14D	DC-122	1	50				100	80	400	400%	20%	40	5.5	13				
14D	DC-122	4	50				100	80	400	400%	20%	39.6	1.2	20				
14D	DC-122	1	75				100	80	400	400%	20%				1.07E-07		1.08E-07	12
14D	DC-122	4	75				100	80	400	400%	20%	66.1	4.9	20				
14D	DC-136	1	50				100	80	400	400%	20%	59.4	5.5	16				
14D	DC-136	2	50				100	80	400	400%	20%	109	2.5	21				
14D	DC-174	1	25				100	80	400	400%	20%	71.3	1.9	12				
14D	DC-174	2	25				100	80	400	400%	20%	105.4	2.5	27				
14D	DC-174	1	35				100	80	400	400%	20%	66.4	4.9	12				
14D	DC-174	2	35				100	80	400	400%	20%	103.8	1.7	27				
14D	DC-174	2	65				100	80	400	400%	20%	97.8	3.7	27				
14D	DC-228	1	10				100	80	400	400%	20%	157.9	1.3	19				
14D	DC-228	1	78				100	80	400	400%	20%	251.3	2.2	19				
14D	NE-69	1	15				100	80	400	400%	20%	79.7	2.4	15				
14D	NE-69	1	50				100	80	400	400%	20%	68.1	7	15				
15D	DC-123-126	7	15				120	80	480	400%	17%	59.2	1.2	19				
15D	DC-123-126	5	15				120	80	480	400%	17%	55.7	2.5	20				
15D	DC-123-126	1	15				120	80	480	400%	17%	59.7	3.2	21				
15D	DC-123-126	7	45				120	80	480	400%	17%	85.3	4.1	19				
15D	DC-123-126	2	45				120	80	480	400%	17%	54.9	4.8	21				
15D	DC-123-126	1	75				120	80	480	400%	17%	28.3	1.7	19				
15D	DC-123-126	2	75				120	80	480	400%	17%	26.9	1.94	21				
16D	DC-130	1	50				140	80	560	400%	14%				3.30E-07			
16D	DC-127-130	6	20				140	80	560	400%	14%	60.7	1.1	18				
16D	DC-127-130	2	20				140	80	560	400%	14%	57.8	2.9	19				
16D	DC-127-130	1	20				140	80	560	400%	14%	52.6	1.7	20				
16D	DC-127-130	2	50				140	80	560	400%	14%	62.4	2.7	19				
16D	DC-127-130	6	75				140	80	560	400%	14%	84	5.5	19				
16D	DC-127-130	2	75				140	80	560	400%	14%	45.3	8.6	20				
16D	DC-127-130	1	75				140	80	560	400%	14%	26.3	1	21				
17	DC-83	3	20			170		60	510	300%	12%	213	1.9	21				
17	DC-83	1	60			170		60	510	300%	12%	255	3.1	21			4.40E-08	24
17	DC-83	3	60			170		60	510	300%	12%	212.4	2.2	39				
17	DC-83	3	84			170		60	510	300%	12%	237	2.9	21			3.80E-08	24
17	DC-83	2	20			170		60	510	300%	12%				5.36E-08			
17	DC-83	2	60			170		60	510	300%	12%				4.51E-08			
17	DC-83	2	84			170		60	510	300%	12%				3.82E-08			
18	DC-114	1	20			200		5	220	110%	2%	162	1.7	14				

Mix Design #	Element ID	Sample No.	Depth (ft)	NewCem	GranCem	MaxCem	Portland	Bentonite	Water	W/C	B/W	UNCONFINED COMPRESSION TESTS Compressive Strength (psi)	Strain Failure (%)	at Sample Age (days)	FINAL PERMEABILITY RESULTS Permeability (cm/sec^2)	Sample Age (days)	PREVIOUS PERMEABILITY RESULTS Permeability (cm/sec^2)	Sample Age (days)
18	DC-114	2	20			200		5	220	110%	2%	185.8	2.4	21				
18	DC-114	2	50			200		5	220	110%	2%	212.1	2.1	21				
18	DC-114	2	75			200		5	220	110%	2%	229.4	2.7	21				
18	DC-114	1	50			200		5	220	110%	2%				1.43E-07			
18	DC-114	1	75			200		5	220	110%	2%				3.05E-08			
19	DC-118	1	55			200		10	240	120%	4%				2.23E-08			
19	DC-118	1	15			200		10	240	120%	4%	171	1.6	14				
19	DC-118	5	15			200		10	240	120%	4%	195.8	1.9	28				
19	DC-118	2	55			200		10	240	120%	4%	189.4	1.5	21				
19	DC-118	2	75			200		10	240	120%	4%	263.1	2.1	22				
19	DC-118	1	75			200		10	240	120%	4%	251	2.5	14				
20	DC-102	4	80	140				10	300	214%	3%	355.6	2.3	25				
20	DC-102	3	80	140				10	300	214%	3%				1.26E-09			
20	DC-102	5	15	140				10	300	214%	3%				3.40E-08			
20	DC-102	5	55	140				10	300	214%	3%				2.33E-07			
20	DC-102	5	80	140				10	300	214%	3%				2.21E-09			
21	DC-106	3	20	180				10	340	189%	3%	102	0.9	18				
21	DC-106	4	20	180				10	340	189%	3%	132.4	1.6	25				
21	DC-106	3	50	180				10	340	189%	3%				1.69E-07	17	1.70E-07	17
21	DC-106	4	50	180				10	340	189%	3%	180.7	2.5	25				
21	DC-106	3	80	180				10	340	189%	3%				1.38E-07	17	1.40E-07	17
21	DC-106	4	80	180				10	340	189%	3%	297.1	4.8	25				
21	DC-106	5	20	180				10	340	189%	3%				2.91E-07			
21	DC-106	5	50	180				10	340	189%	3%				8.36E-08			
21	DC-106	5	80	180				10	340	189%	3%				5.72E-08			
22	DC-110	1	75	220				10	380	173%	3%				3.96E-08			
22	DC-110	1	15	220				10	380	173%	3%	116	1.9	14				
22	DC-110	4	15	220				10	380	173%	3%	198.6	1.4	22				
22	DC-110	1	45	220				10	380	173%	3%	102	2.8	14				
22	DC-110	2	45	220				10	380	173%	3%	132.5	2.7	22				
22	DC-110	5	75	220				10	380	173%	3%	266.7	2.2	22				
23	DC-146	1	75		140			14	300	214%	5%	508.5	2.1	18				
23	DC-146	4	20		140			14	300	214%	5%	160.8	1.2	42				
23	DC-146	7	75		140			14	300	214%	5%	682.2	2.1	42				
24	DC-150	5	15		180			14	340	189%	4%	426.4	5.5	41				
24	DC-150	6	15		180			14	340	189%	4%	393.6	3.1	41				
24	DC-150	3	20 (75?)		180			14	340	189%	4%	167.4	1.8	41				
24	DC-150	6	50		180			14	340	189%	4%	209.6	2.4	41				
25	DC-152	1	15		220			14	380	173%	4%	253.8	2.2	41				
25	DC-152	3	15		220			14	380	173%	4%	317.5	2.3	41				
25	DC-152	2	45		220			14	380	173%	4%	449.9	2.2	41				
Steve526	DC-81	2	15												6.65E-08			
Steve526	DC-81	2	55												1.39E-08			
Steve526	DC-81	2	83												5.73E-09			
Steve526	DC-81	1	15			200			200	100%	0%	277	1.5	21			6.30E-08	25
Steve526	DC-81	3	55			200			200	100%	0%	401	2.6	21			1.30E-08	25
Steve526	DC-81	3	83			200			200	100%	0%	431	2.5	21			8.00E-09	25
Out of TS	DC-79,81,84,100																	

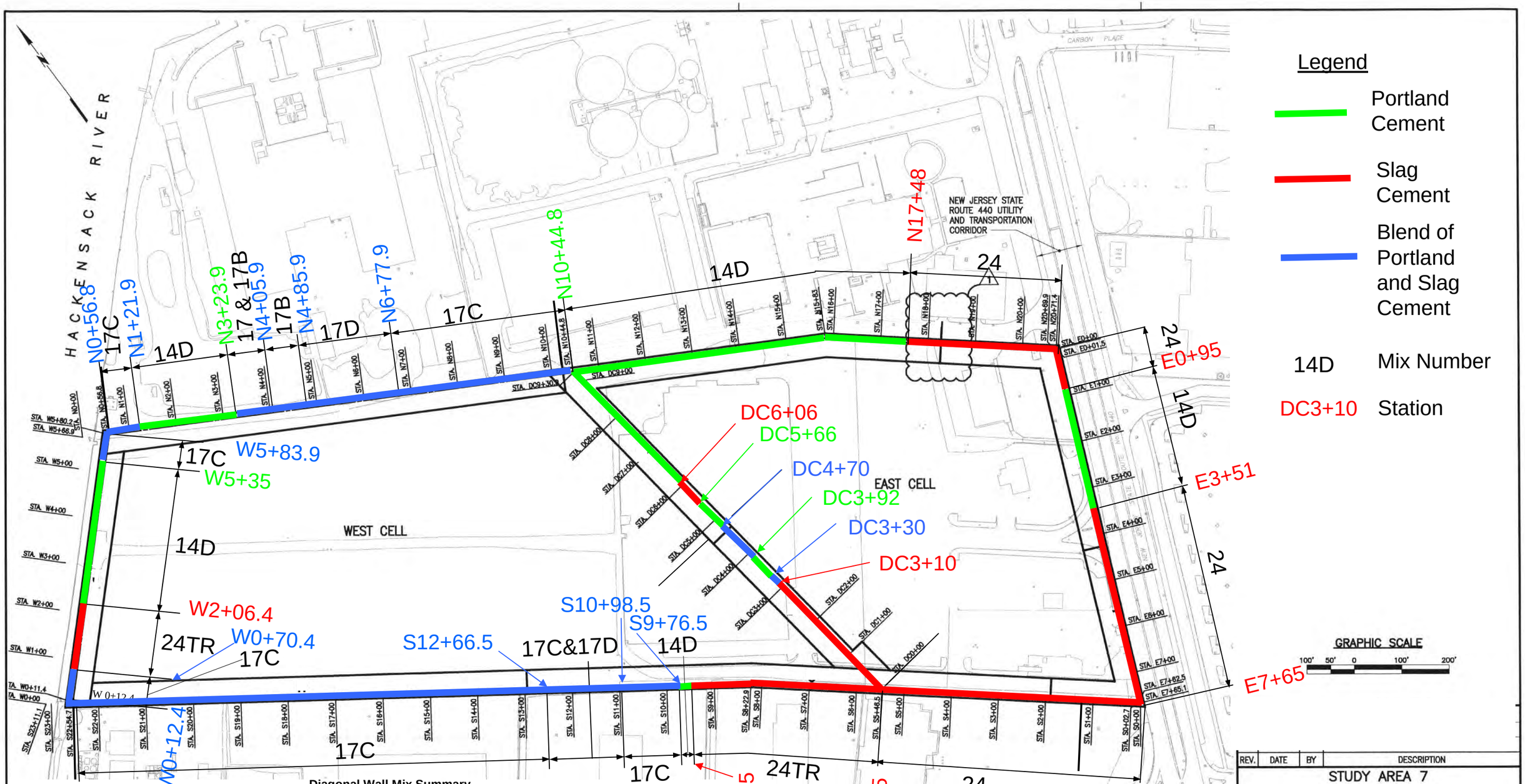

Legend

- Portland Cement
- Slag Cement
- Blend of Portland and Slag Cement
- 14D — Mix Number
- DC3+10 — Station

Diagonal Wall Mix Summary

From Element	To Element	From Sta	To Sta	Mix Number	Cement Type	From Element	To Element	From Sta	To Sta	Mix Number	Cement Type
DC 1	DC 78	0+00	3+10	24	Slag	DC 115	DC 118	4+54	4+70	19	Blend
DC 79	DC 81	3+10	3+22	Steve 526	Blend	DC 119	DC 122	4+70	4+86	14 mod	Portland
DC 82	DC 83	3+22	3+30	17	Blend	DC 123	DC 126	4+86	5+02	15A	Portland
DC 84		3+30	3+34	10	Portland	DC 127	DC 128	5+02	5+10	14 mod	Portland
DC 85		3+34	3+38	17	Blend	DC 129	DC 130	5+10	5+18	16A	Portland
DC 86	DC 90	3+38	3+60	10	Portland	DC 131	DC 142	5+18	5+66	14D	Portland
DC 91	DC 94	3+60	3+74	Mix 11	Portland	DC 143	DC 146	5+66	5+82	23	Slag
DC 95	DC 98	3+74	3+92	12	Portland	DC 147		5+82	5+86	24	Slag
DC 99	DC 102	3+92	4+06	20	Blend	DC 148		5+86	5+90	23	Slag
DC 103	DC 106	4+06	4+22	21	Blend	DC 149	DC 150	5+90	5+98	24	Slag
DC 107	DC 110	4+22	4+38	22	Blend	DC 151	DC 152	5+98	6+06	25	Slag
DC 111	DC 114	4+38	4+54	18	Blend	DC 153	DC 234	6+06	9+32	14D	Portland

REV.	DATE	BY	DESCRIPTION

STUDY AREA 7

JERSEY CITY — NEW JERSEY

Honeywell

101 COLUMBIA ROAD, MORRISTOWN, NEW JERSEY 07962

PROJECT NO. 35037

MUESER RUTLEDGE CONSULTING ENGINEERS

14 PENN PLAZA – 225 W. 34TH STREET, NEW YORK, NY 10122

SCALE	MADE BY	DATE	FILE NO.
GRAPHIC	J.A.R.	06-10-04	10210
	CH'KD BY J.M.T.	11-11-04	DRAWING NO.

East Cell S-C-B Wall Plan Denoting Portland and Slag Cement Zones

Appendix D: Excavation and Backfill Documentation

D-1 Record Drawings

D-2 Backfill Suppliers and Sources

D-3 Post Excavation Confirmation Sampling Data Summary Tables and Corresponding Excavation Progression Chart

D-4 Field Density Test Summary Log

D-5 Listing of Analytical Lab Reports
These reports are maintained at Honeywell and are available upon request.

D-6 Declarations Confirming Excavation at SA-7

D-7 Central Underdrain As-Built Points

Appendix D-1: Record Drawings

DWG No.	Title
1400-R	Record of Sampling Location Grid - Sheet 1 of 3
1401-R	Record of Sampling Location Grid - Sheet 2 of 3
1402-R	Record of Sampling Location Grid - Sheet 3 of 3
1403-R	Record of Sampling Targets and Elevation - Sheet 1 of 3
1404-R	Record of Sampling Targets and Elevation - Sheet 2 of 3
1405-R	Record of Sampling Targets and Elevation - Sheet 3 of 3
1500-R	Density Test Location Plan - Sheet 1 of 3
1501-R	Density Test Location Plan - Sheet 2 of 3
1502-R	Density Test Location Plan - Sheet 3 of 3
1600-R	Plan and Section Perimeter Pool
1601-R	Modified Perimeter Detail Typical Section and Sequence Notes
1602-R	Modified Perimeter Detail Overflow Pipe Discharge at Bulkhead
1603-R	Modified Perimeter Detail Overflow Pipe Discharge at Bulkhead
1700-R	Record Plan Perimeter Pool
1701-R	Record Utilities Plan
1702-R	Plan & Section
1703-R	North Wall Perimeter Pool - Sheet 1 of 4
1704-R	North Wall Perimeter Pool - Sheet 2 of 4
1705-R	North Wall Perimeter Pool - Sheet 3 of 4
1706-R	North Wall Perimeter Pool - Sheet 4 of 4
1707-R	East Wall Perimeter Pool - Sheet 1 of 2
1708-R	East Wall Perimeter Pool - Sheet 2 of 2
1709-R	South Wall Perimeter Pool - Sheet 1 of 4
1710-R	South Wall Perimeter Pool - Sheet 2 of 4
1711-R	South Wall Perimeter Pool - Sheet 3 of 4
1712-R	South Wall Perimeter Pool - Sheet 4 of 4
1800-R	Final Site Plan
1801-R	North Wall Revision Section

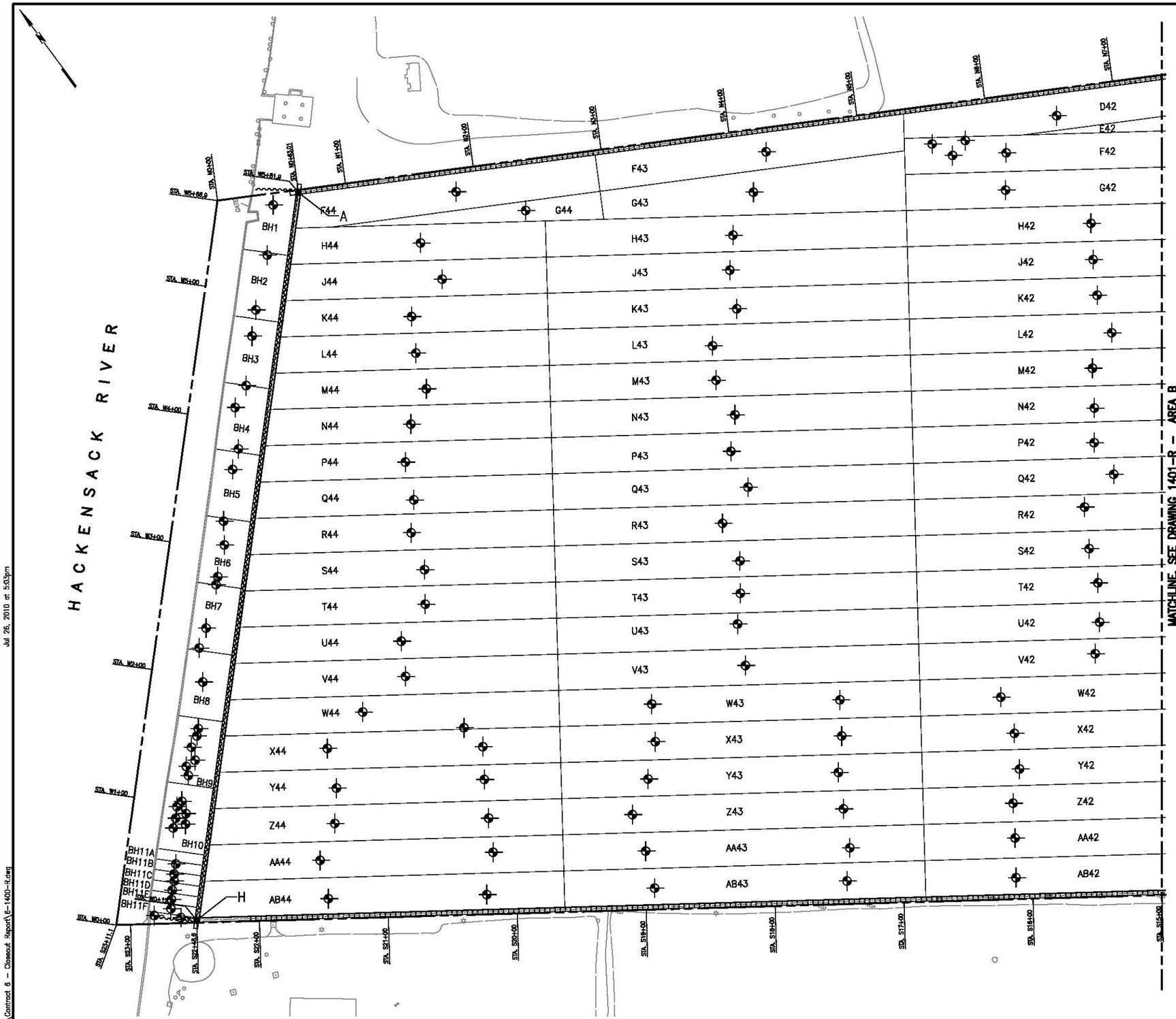

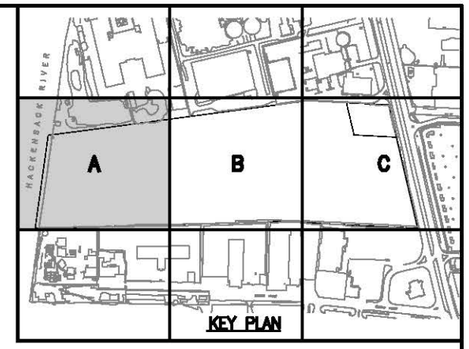

Legend:

⊕ – QC/QA SAMPLE LOCATION

Note:

1. See appendix D for test results.

QC ZONE SIZE

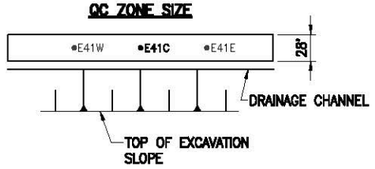

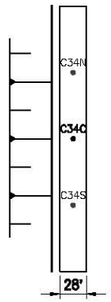

REV.	DATE	BY	DESCRIPTION

STUDY AREA 7

JERSEY CITY NEW JERSEY

Honeywell

101 COLUMBIA ROAD, MORRISTOWN, NEW JERSEY 07962

PROJECT NO. 35037

MUESER RUTLEDGE CONSULTING ENGINEERS

14 PENN PLAZA – 225 W. 34TH STREET, NEW YORK, NY 10122

PETER W. DEMING — NEW JERSEY — LICENSED PROFESSIONAL ENGINEER — NO. GE 46022 — N.J. PROFESSIONAL ENGINEER NO. GE 46022, JULY 29, 2010

SCALE	MADE BY	DATE	FILE NO.
GRAPHIC	B.B.	07-13-10	10210
	CH'KD BY D.W.C.	DATE 07-13-10	DRAWING NO.

RECORD OF SAMPLING LOCATION GRID SHEET 1 OF 3

1400-R

Jul 26, 2010 at 5:03pm
G:\DWGS\122\10210\Contract 6 - Closeout Report\6-1400-R.dwg
Treva

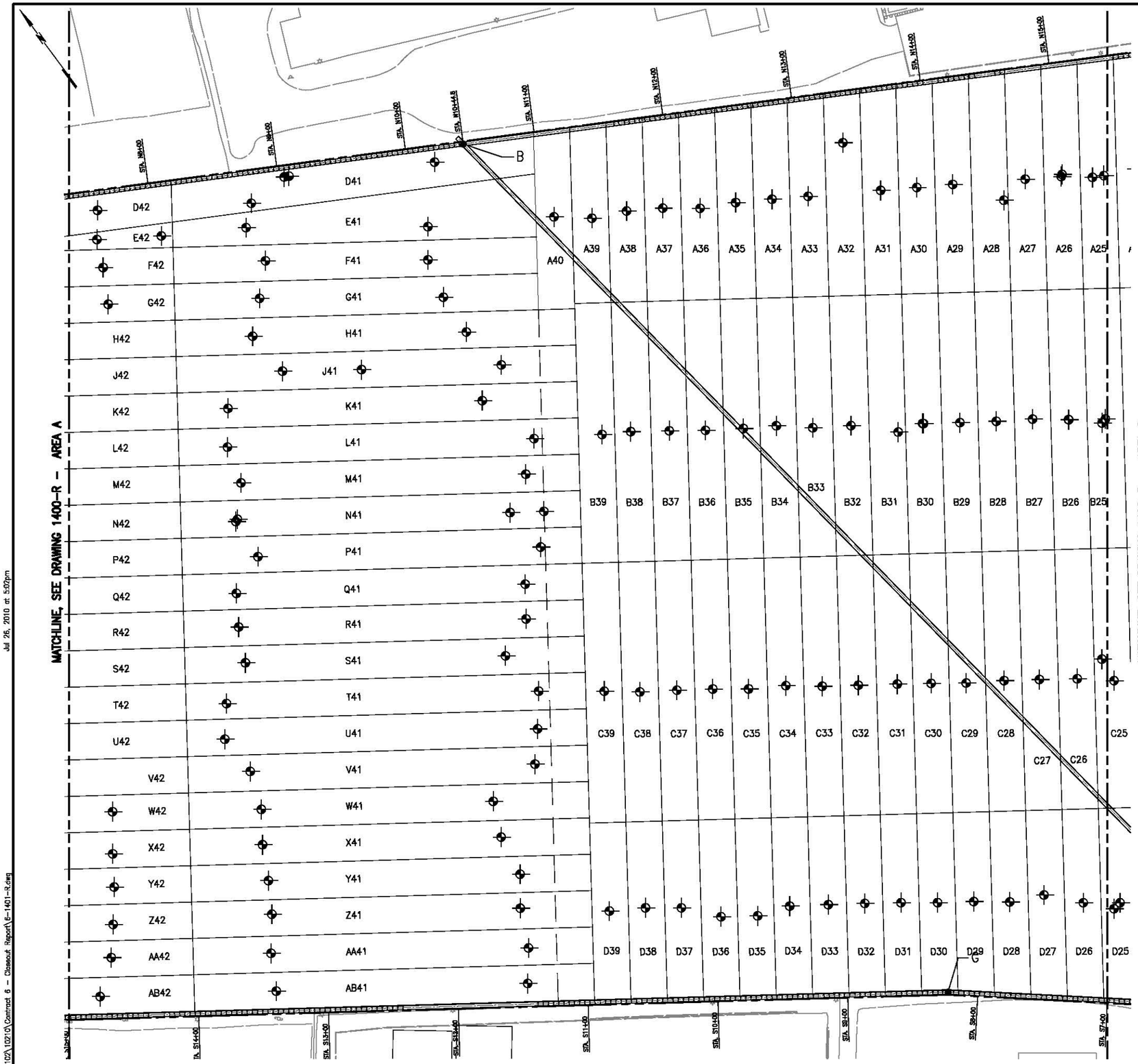

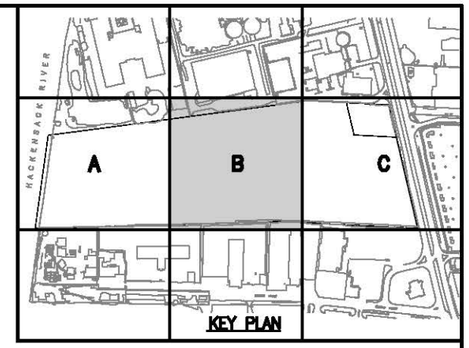

Legend:

⊕ – QC/QA SAMPLE LOCATION

Note:

1. See Dwg. No. 1400–R for notes.

QC ZONE SIZE

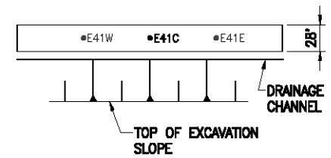

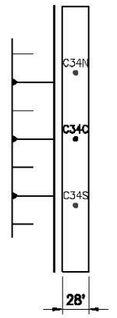

GRAPHIC SCALE

40' 20' 0 40' 80'

REV.	DATE	BY	DESCRIPTION

STUDY AREA 7

JERSEY CITY — NEW JERSEY

Honeywell

101 COLUMBIA ROAD, MORRISTOWN, NEW JERSEY 07962

PROJECT NO. 35037

MUESER RUTLEDGE CONSULTING ENGINEERS

14 PENN PLAZA – 225 W. 34TH STREET, NEW YORK, NY 10122

PETER W. DEING — NEW JERSEY — LICENSED PROFESSIONAL ENGINEER — N.J. PROFESSIONAL ENGINEER NO. GE 48022 JULY 29, 2010

SCALE	MADE BY B.B.	DATE 07-13-10	FILE NO.
GRAPHIC	CH'KD BY D.W.C.	DATE 07-13-10	10210

RECORD OF SAMPLING LOCATION GRID SHEET 2 OF 3

DRAWING NO. 1401–R

G:\DWGS\102\10210\Contract 6 – Closeout Report\6-1401-R.dwg Jul 26, 2010 at 5:02pm

Iresa

MATCHLINE, SEE DRAWING 1401-R – AREA B

NEW JERSEY STATE ROUTE NO. 440

DIKE

HACKENSACK RIVER

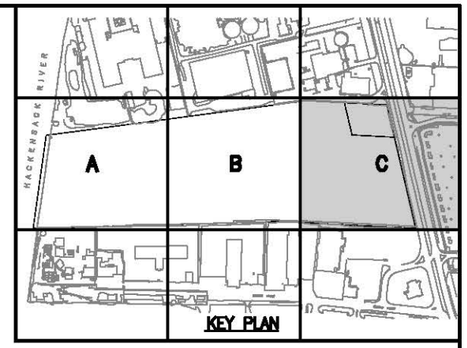

Legend:

⊕ – QC/QA SAMPLE LOCATION

Note:

1. See Dwg. No. 1400–R for notes.

QC ZONE SIZE

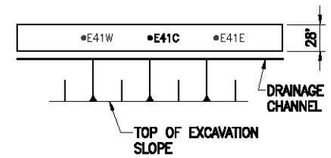

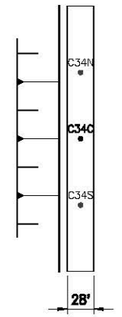

GRAPHIC SCALE

40' 20' 0 40' 80'

REV.	DATE	BY	DESCRIPTION

STUDY AREA 7

JERSEY CITY — NEW JERSEY

Honeywell

101 COLUMBIA ROAD, MORRISTOWN, NEW JERSEY 07962

PROJECT NO. 35037

MUESER RUTLEDGE CONSULTING ENGINEERS

14 PENN PLAZA – 225 W. 34TH STREET, NEW YORK, NY 10122

PETER W. LEDING — STATE OF NEW JERSEY — LICENSED PROFESSIONAL ENGINEER — NO. GE 46522 — PROFESSIONAL ENGINEER

N.J. PROFESSIONAL ENGINEER NO. GE 46522, JULY 28, 2010

SCALE	MADE BY	DATE	FILE NO.
GRAPHIC	B.B.	07-13-10	10210
	CH'KD BY D.W.C.	DATE 07-13-10	DRAWING NO.

RECORD OF SAMPLING LOCATION GRID SHEET 3 OF 3

1402–R

Jul 26, 2010 at 5:00pm

G:\DWGS\102\10210\Contract 6 – Closeout Report\E-1402-R.dwg

Treva

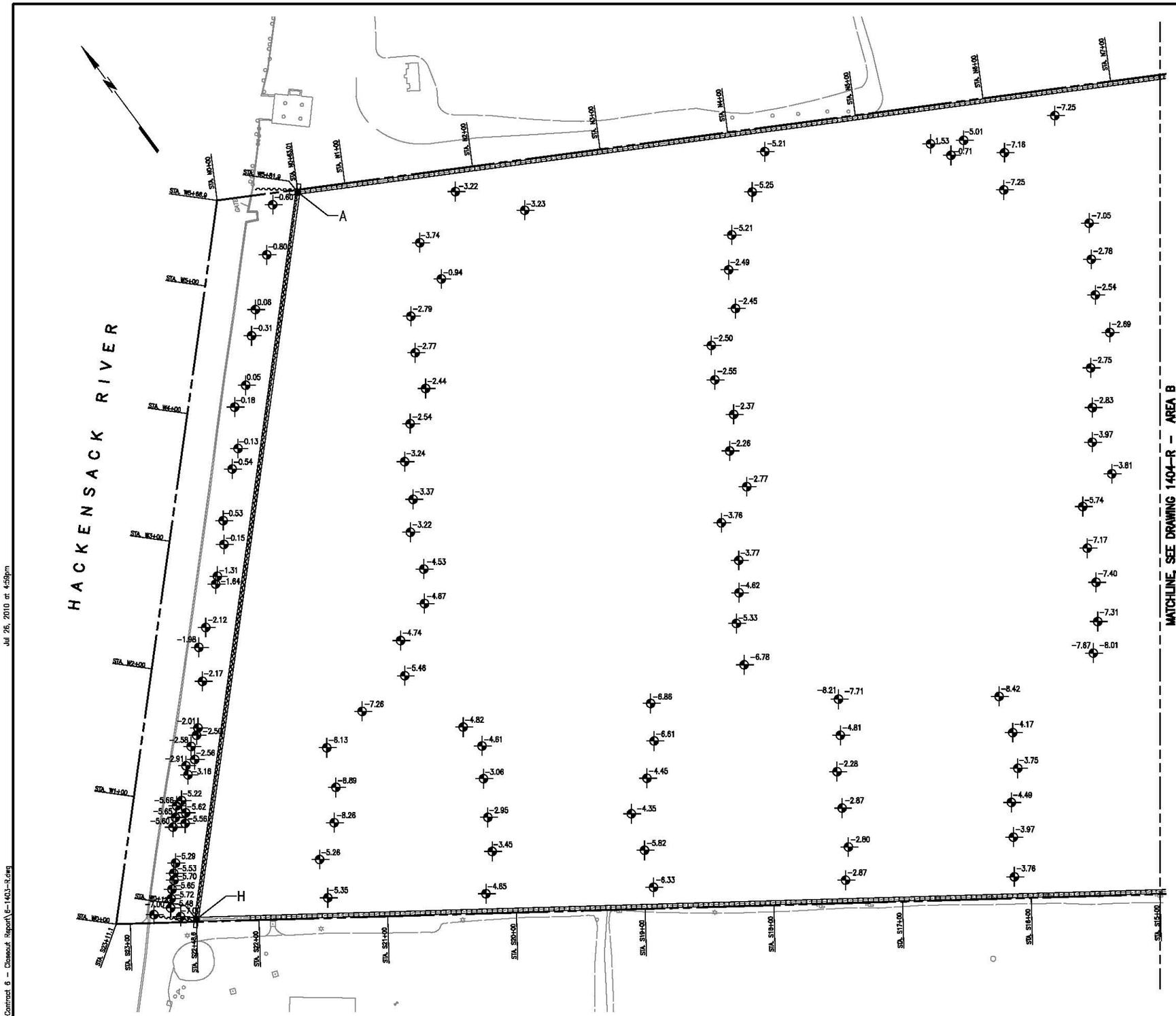

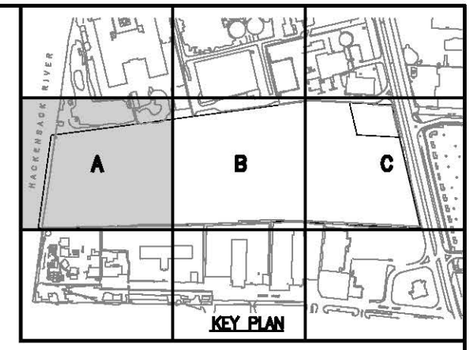

Legend:

-7.25 – QC/QA SAMPLE LOCATION AND ELEVATION

QC ZONE SIZE

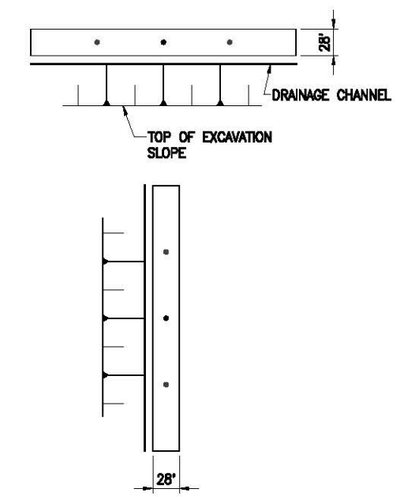

REV.	DATE	BY	DESCRIPTION

STUDY AREA 7

JERSEY CITY NEW JERSEY

Honeywell

101 COLUMBIA ROAD, MORRISTOWN, NEW JERSEY 07962

PROJECT NO. 35037

MUESER RUTLEDGE CONSULTING ENGINEERS

14 PENN PLAZA – 225 W. 34TH STREET, NEW YORK, NY 10122

PETER W. DEMING
STATE OF NEW JERSEY
NO. GE 46522
LICENSED PROFESSIONAL ENGINEER
N.J. PROFESSIONAL ENGINEER
NO. GE 46522, JULY 28, 2010

SCALE	MADE BY	DATE	FILE NO.
GRAPHIC	B.B.	07-13-10	10210
	CH'KD BY D.W.C.	DATE 07-13-10	DRAWING NO.

RECORD OF SAMPLING TARGETS AND ELEVATION SHEET 1 OF 3

1403-R

G:\DWGS\102\10210\Contract 6 - Closeout Report\6-1403-R.dwg Jul 26, 2010 at 4:59pm

lreva

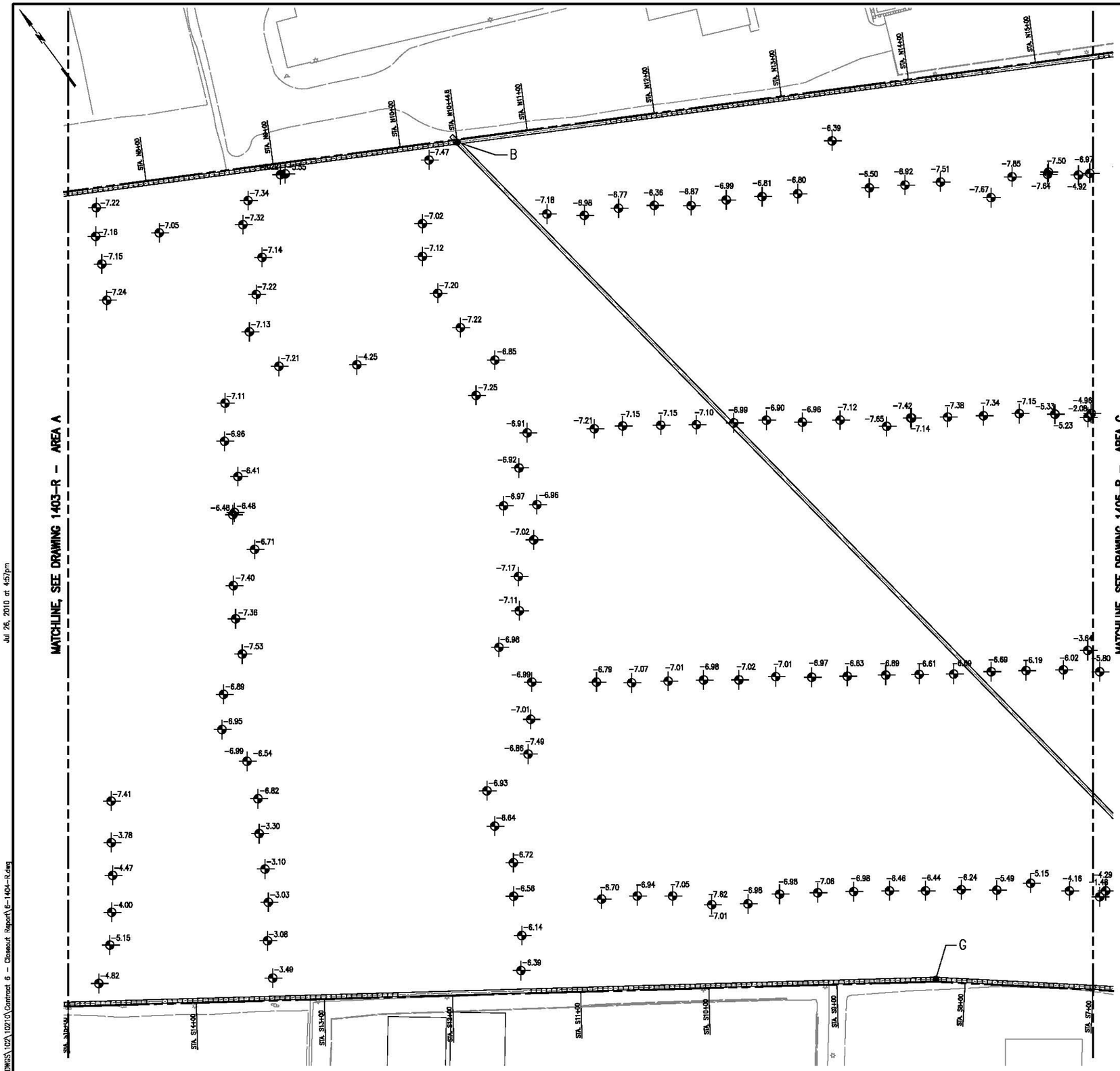

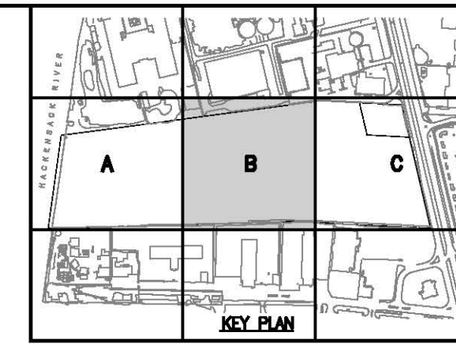

KEY PLAN

Legend:

-7.25 – QC/QA SAMPLE LOCATION AND ELEVATION

QC ZONE SIZE

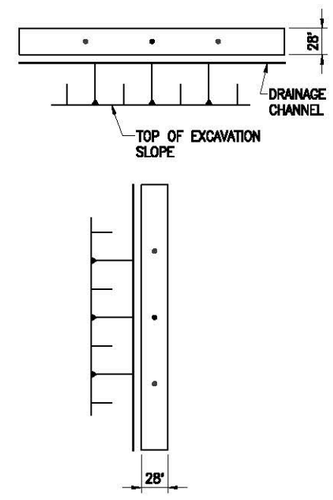

GRAPHIC SCALE

40' 20' 0 40' 80'

REV.	DATE	BY	DESCRIPTION

STUDY AREA 7

JERSEY CITY NEW JERSEY

Honeywell

101 COLUMBIA ROAD, MORRISTOWN, NEW JERSEY 07962

PROJECT NO. 35037

MUESER RUTLEDGE CONSULTING ENGINEERS

14 PENN PLAZA – 225 W. 34TH STREET, NEW YORK, NY 10122

PETER W. DEMING
STATE OF NEW JERSEY
NO. 46522
LICENSED PROFESSIONAL ENGINEER
N.J. PROFESSIONAL ENGINEER
NO. GE 46522, JULY 28, 2010

SCALE	MADE BY B.B.	DATE 07-13-10	FILE NO.
GRAPHIC	CH'KD BY D.W.C.	DATE 07-13-10	10210

RECORD OF SAMPLING TARGETS AND ELEVATIONS SHEET 2 OF 3

DRAWING NO. 1404-R

Jul 26, 2010 at 4:57pm

G:\DWGS\102\10210\Contract 6 – Closeout Report\6-1404-R.dwg

lreva

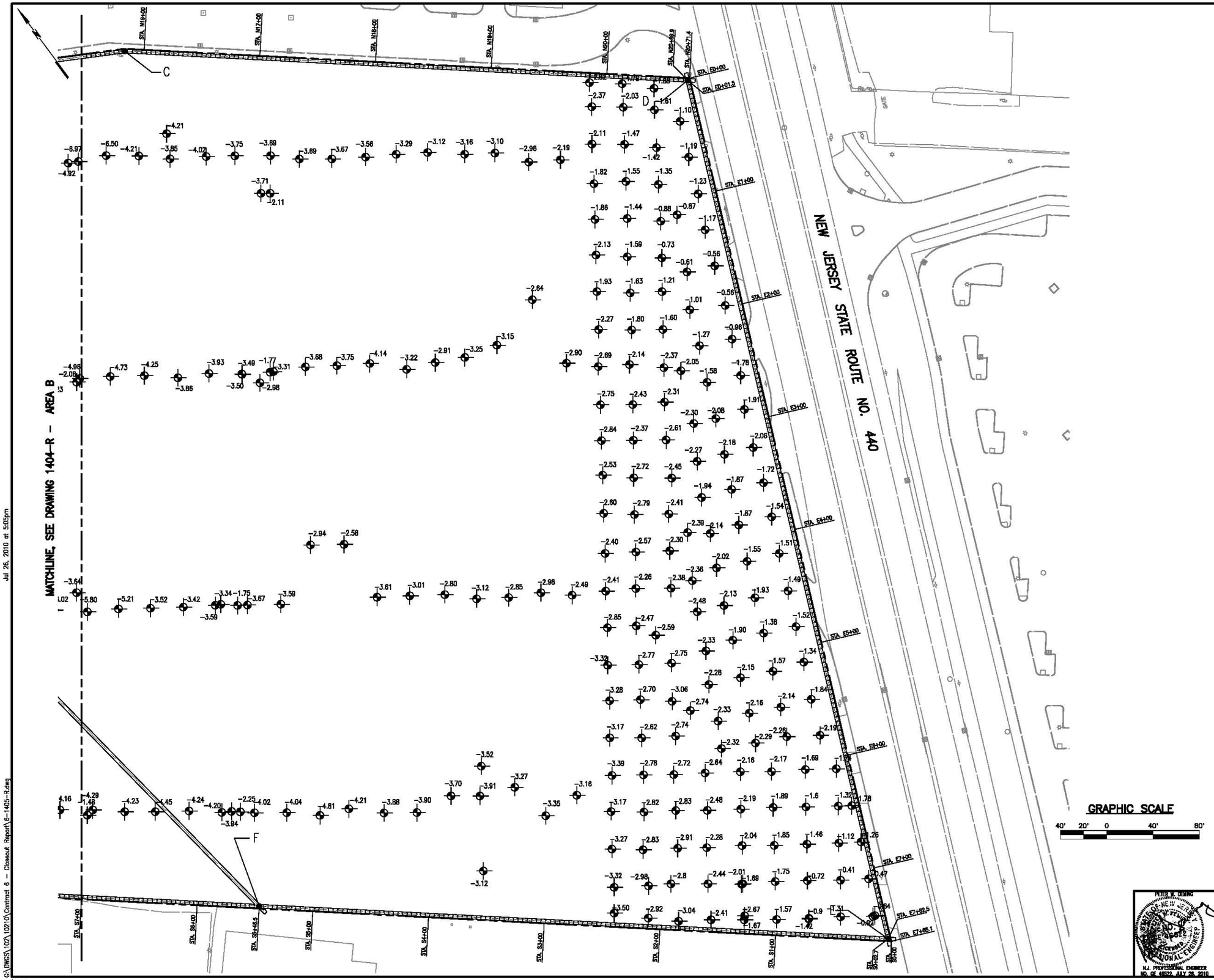

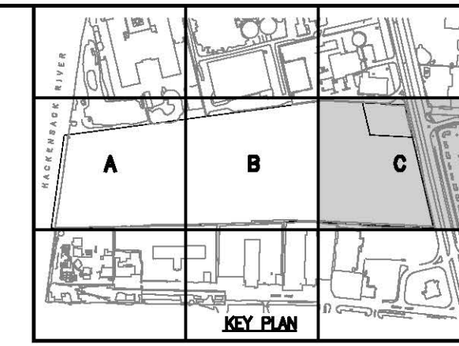

Legend:

-7.25 – QC/QA SAMPLE LOCATION AND ELEVATION

QC ZONE SIZE

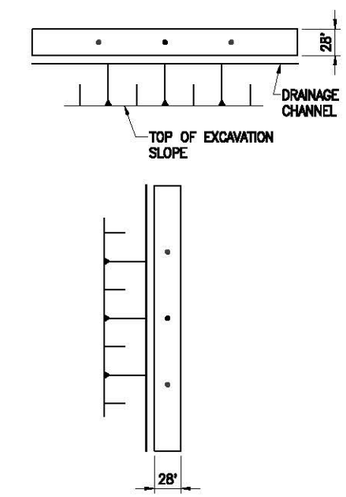

GRAPHIC SCALE

40' 20' 0 40' 80'

REV.	DATE	BY	DESCRIPTION

STUDY AREA 7

JERSEY CITY NEW JERSEY

Honeywell

101 COLUMBIA ROAD, MORRISTOWN, NEW JERSEY 07962

PROJECT NO. 35037

MUESER RUTLEDGE CONSULTING ENGINEERS

14 PENN PLAZA – 225 W. 34TH STREET, NEW YORK, NY 10122

PETER W. DEMING
STATE OF NEW JERSEY
NO. GE 46522
LICENSED PROFESSIONAL ENGINEER
N.J. PROFESSIONAL ENGINEER
NO. GE 46522, JULY 28, 2010

SCALE	MADE BY B.B.	DATE 07-13-10	FILE NO.
GRAPHIC	CH'KD BY D.W.C.	DATE 07-13-10	10210

RECORD OF SAMPLING TARGETS AND ELEVATIONS SHEET 3 OF 3

DRAWING NO. 1405-R

G:\DWGS\102\10210\Contract 6 - Closeout Report\6-1405-R.dwg Jul 26, 2010 at 5:05pm

lreva

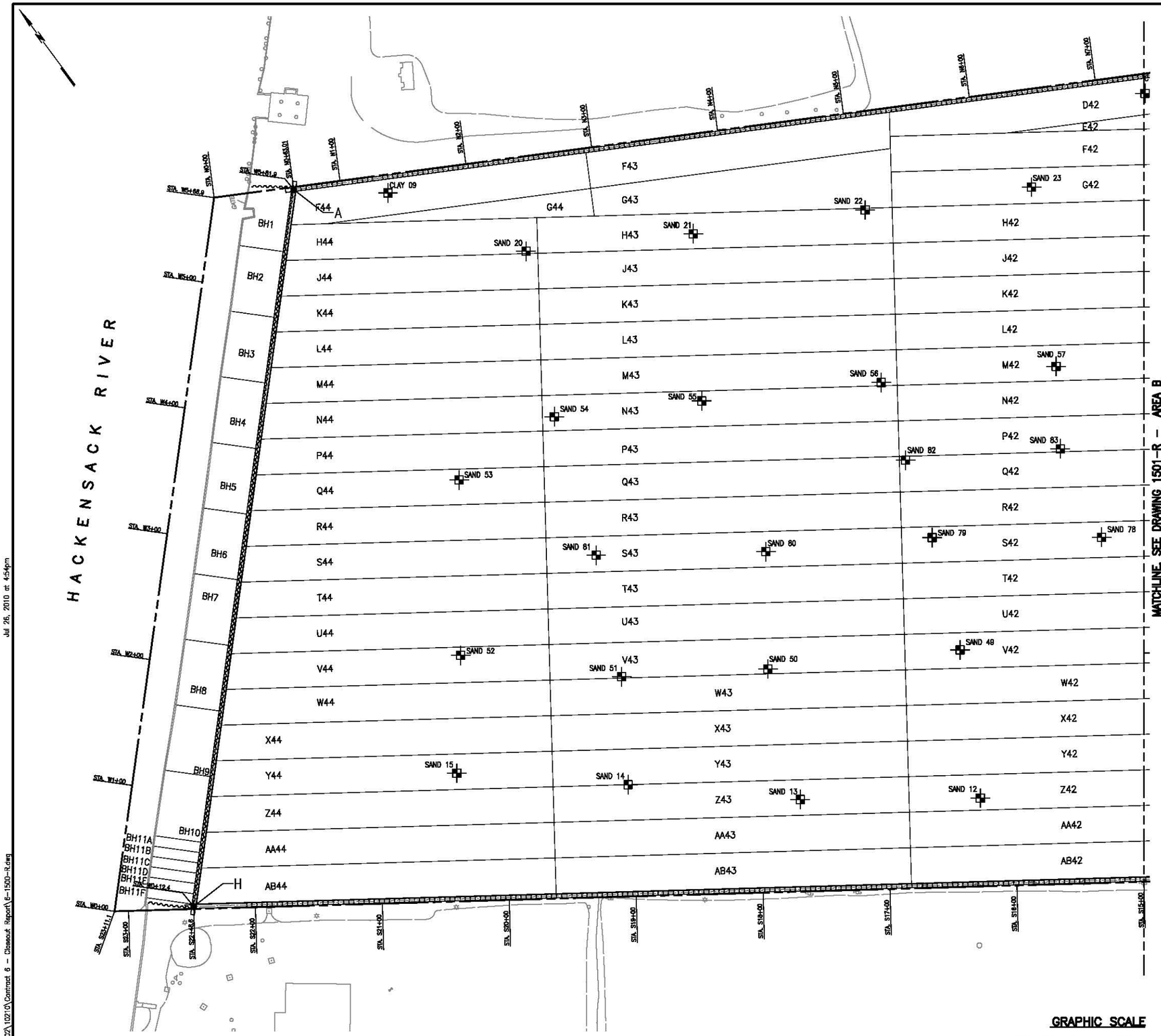

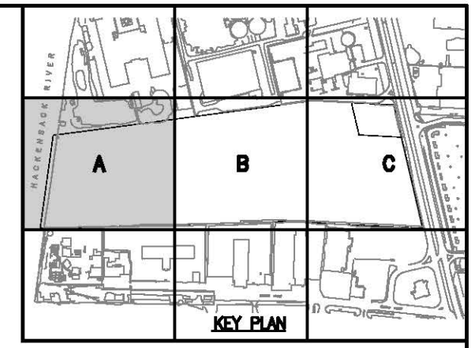

KEY PLAN

Legend:

SAND 23 – Density test location

Note:

1. See Appendix D for test results and elevations.
2. Tests performed at X, Y location for multiple lifts.

REV.	DATE	BY	DESCRIPTION

STUDY AREA 7

JERSEY CITY NEW JERSEY

Honeywell

101 COLUMBIA ROAD, MORRISTOWN, NEW JERSEY 07962

PROJECT NO. 35037

MUESER RUTLEDGE CONSULTING ENGINEERS

14 PENN PLAZA – 225 W. 34TH STREET, NEW YORK, NY 10122

PETER W. DEMING
STATE OF NEW JERSEY
NO. 46522
LICENSED PROFESSIONAL ENGINEER
N.J. PROFESSIONAL ENGINEER
NO. GE 46522, JULY 28, 2010

SCALE	MADE BY	DATE	FILE NO.
GRAPHIC	B.B.	07-13-10	10210
	CH'KD BY D.W.C.	DATE 07-13-10	DRAWING NO.

DENSITY TEST LOCATION PLAN
SHEET 1 OF 3

1500-R

G:\DWGS\102\10210\Contract 6 – Closeout Report\6-1500-R.dwg Jul 26, 2010 at 4:54pm

lreva

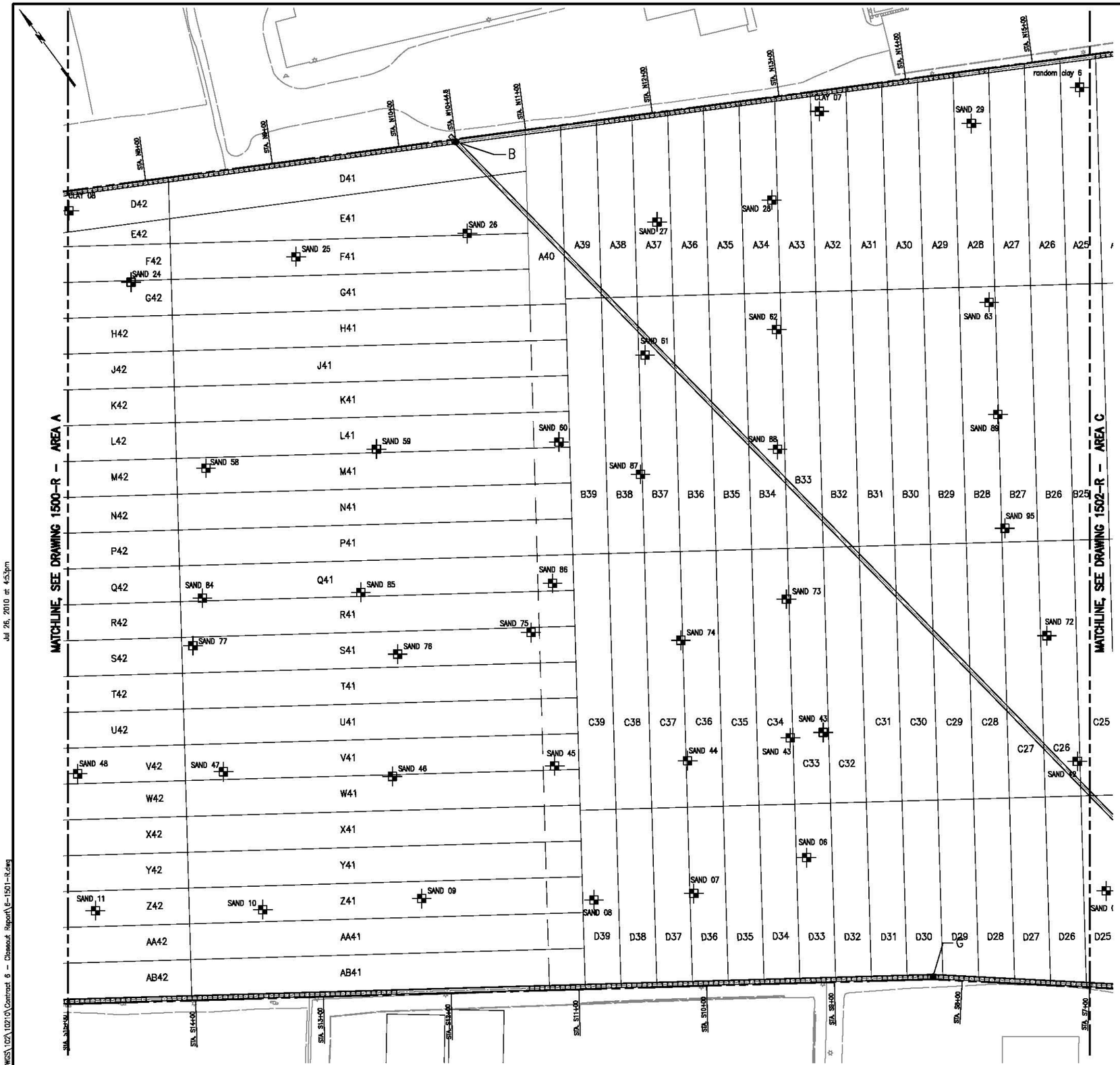

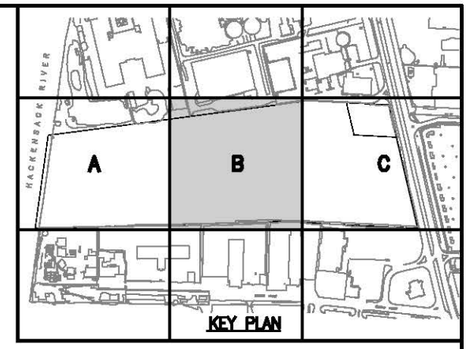

Legend:

SAND 23 – Density test location

Note:

1. See Dwg. No. 1500–R for notes.

GRAPHIC SCALE

40' 20' 0 40' 80'

REV.	DATE	BY	DESCRIPTION

STUDY AREA 7

JERSEY CITY NEW JERSEY

Honeywell

101 COLUMBIA ROAD, MORRISTOWN, NEW JERSEY 07962

PROJECT NO. 35037

MUESER RUTLEDGE CONSULTING ENGINEERS

14 PENN PLAZA – 225 W. 34TH STREET, NEW YORK, NY 10122

PETER W. DEMING — LICENSED PROFESSIONAL ENGINEER — N.J. PROFESSIONAL ENGINEER NO. GE 46022, JULY 28, 2010

SCALE	MADE BY	DATE	FILE NO.
GRAPHIC	B.B.	07–13–10	10210
	CH'KD BY D.W.C.	07–13–10	DRAWING NO.

DENSITY TEST LOCATION PLAN
SHEET 2 OF 3

1501–R

Jul 26, 2010 at 4:53pm

G:\DWGS\1021\1021\Contract 6 – Closeout Report\6-1501-R.dwg

Treva



Legend:

SAND 23
⊕ – Density test location

Note:

1. See Dwg. No. 1500–R for notes.

GRAPHIC SCALE
40' 20' 0 40' 80'

REV.	DATE	BY	DESCRIPTION

STUDY AREA 7

JERSEY CITY — NEW JERSEY

Honeywell

101 COLUMBIA ROAD, MORRISTOWN, NEW JERSEY 07962

PROJECT NO. 35037

MUESER RUTLEDGE CONSULTING ENGINEERS

14 PENN PLAZA – 225 W. 34TH STREET, NEW YORK, NY 10122

PETER W. DEMING — NEW JERSEY — LICENSED PROFESSIONAL ENGINEER — N.J. PROFESSIONAL ENGINEER NO. GE 48022, JULY 28, 2010

SCALE	MADE BY	DATE	FILE NO.
GRAPHIC	B.B.	07-13-10	10210
	CH'KD BY D.W.C.	DATE 07-13-10	DRAWING NO.

DENSITY TEST LOCATION
SHEET 3 OF 3

1502–R

Jul 26, 2010 at 4:52pm

G:\DWGS\102\102\0\Contract 6 - Closeout Report\6-1502-R.dwg

Trevo

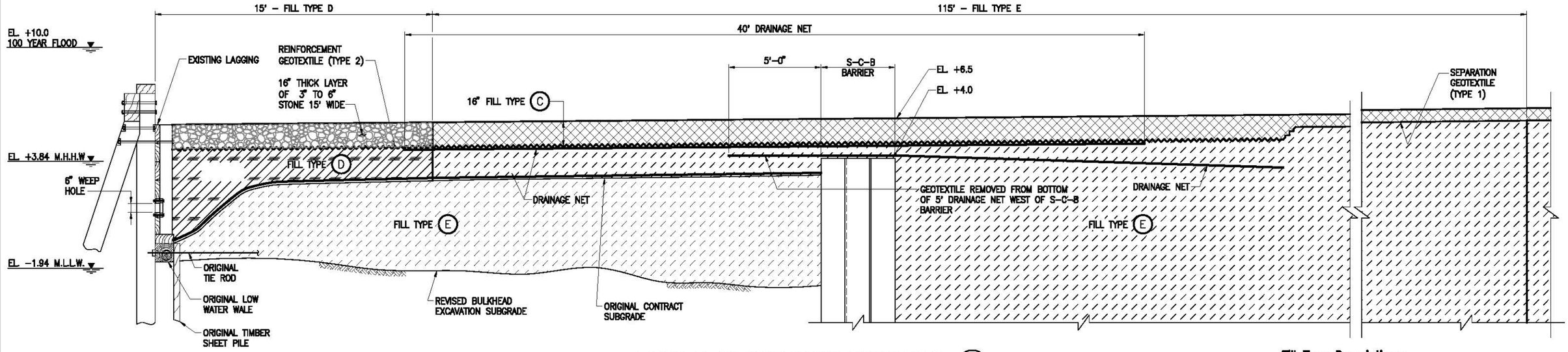

TYPICAL DETAIL AT BULKHEAD DRAINAGE AREA (1 / 1600-R)

SCALE: 3/8"=1'-0"

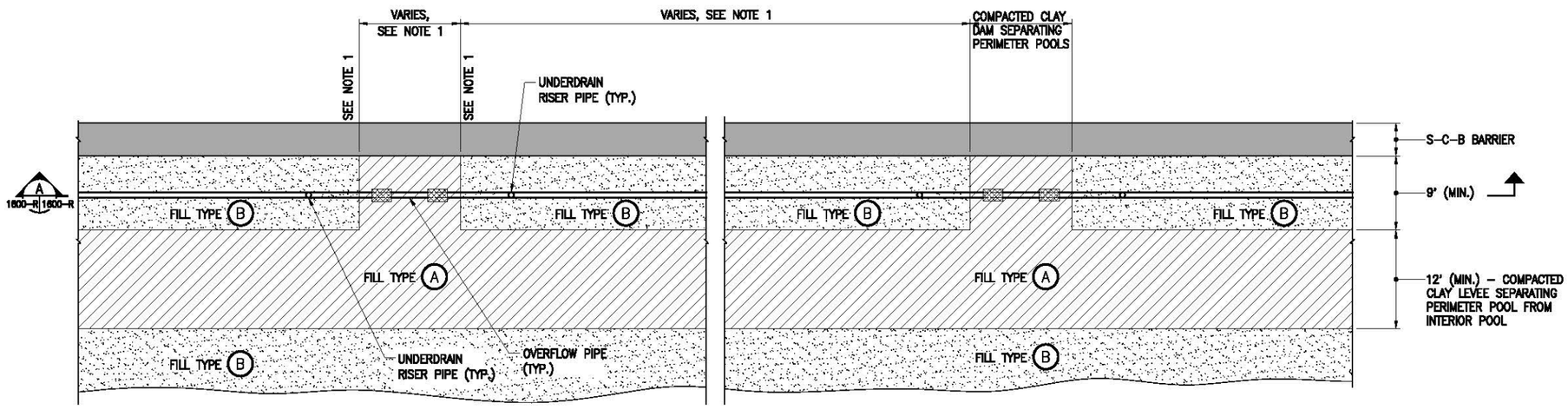

TYPICAL PLAN

N.T.S.

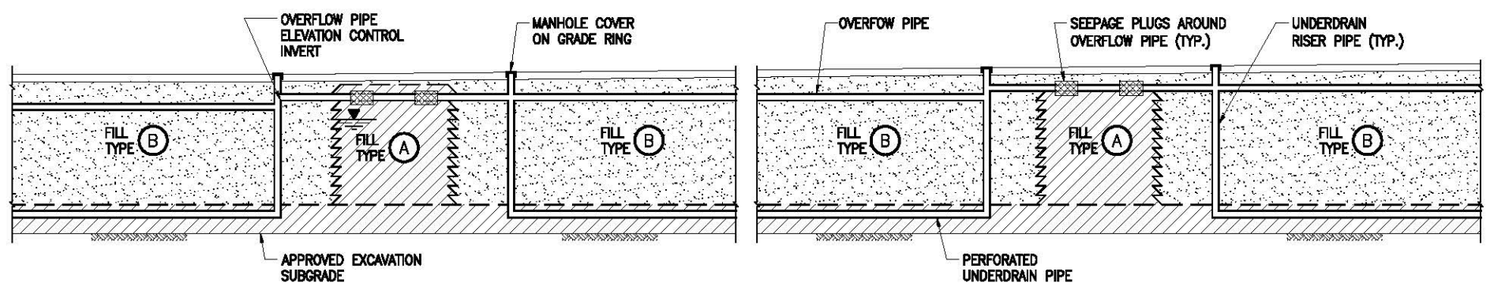

TYPICAL SECTION (A, 1600-R | 1600-R)

N.T.S.

Note:

1. For perimeter pool stationing see Drawing 1700-R.

Fill Type Descriptions:

1. Fill Type A consists of NJDOT soil aggregate containing all natural materials meeting the following gradation limits:

Sieve Size	Percentage by Weight Passing
4"	100
2"	80–100
3/4"	60–100
No. 4	40–100
No. 50	0–75
No. 200	10–25

2. Fill Type B consists of NJDOT I4 or I5 containing no recycled materials or broken concrete. Fill Type B1 consists of Manhattan mica schist and was placed only in the lowest 3 feet of the backfill as a bringing lift.
3. Fill Type C consists of clean, hard, durable, coarse aggregate meeting NJDOT classification 901.03 Broken Stone or 901.04 Washed Gravel (crushed), and meeting all requirements of NJDOT No. 57 aggregate, and is washed free of fines.
4. Fill Type D consists of lightweight coarse expanded shale aggregate having a maximum uniform particle size of 3/4 inch.
5. Fill Type E consists of clean, hard, durable, granular filter stone meeting all requirements of NJDOT No. 57 aggregate, or NJDOT No. 4 to NJDOT No. 6.

REV.	DATE	BY	DESCRIPTION

STUDY AREA 7

JERSEY CITY NEW JERSEY

Honeywell

101 COLUMBIA ROAD, MORRISTOWN, NEW JERSEY 07962

PROJECT NO. 35037

MUESER RUTLEDGE CONSULTING ENGINEERS

14 PENN PLAZA – 225 W. 34TH STREET, NEW YORK, NY 10122

PETER W. DEMING — STATE OF NEW JERSEY — 24GE04645700 — PROFESSIONAL ENGINEER

N.J. PROFESSIONAL ENGINEER NO. GE 45522, JULY 28, 2010

SCALE	MADE BY	DATE	FILE NO.
AS NOTED	B.B.	07-13-10	10210
	CH'KD BY D.W.C.	DATE 07-13-10	DRAWING NO.

PLAN AND SECTION PERIMETER POOL

1600–R

Jul 26, 2010 at 4:50pm

G:\DWGS\102\10210\Contract 6 – Closeout Report\E-1600-R.dwg

treva

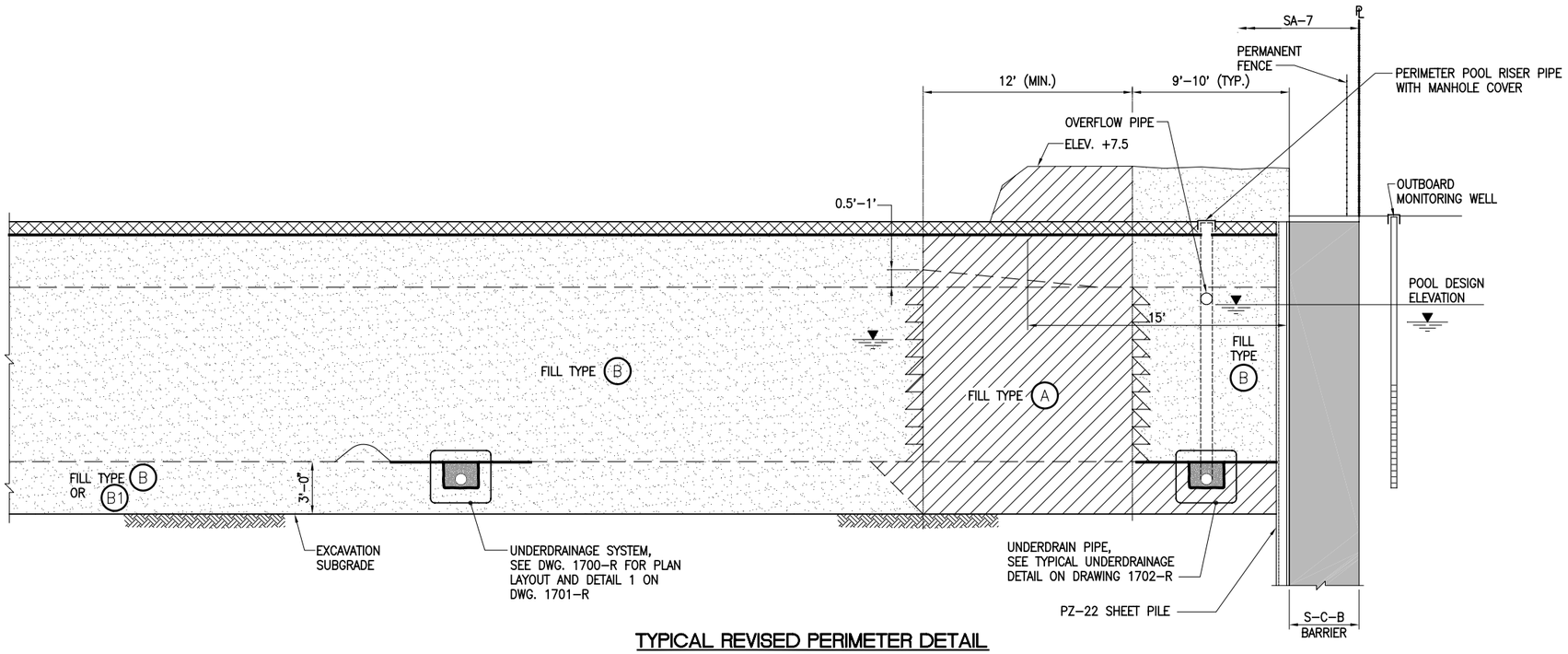

TYPICAL REVISED PERIMETER DETAIL

SECTION A

SCALE: 1"=1'-0" 1700-R 1601-R

REV.	DATE	BY	DESCRIPTION

STUDY AREA 7

JERSEY CITY NEW JERSEY

Honeywell

101 COLUMBIA ROAD, MORRISTOWN, NEW JERSEY 07962

PROJECT NO. 35037

MUESER RUTLEDGE CONSULTING ENGINEERS

14 PENN PLAZA – 225 W. 34TH STREET, NEW YORK, NY 10122

PETER W. DEMING STATE OF NEW JERSEY LICENSE NO. GE 46522 LICENSED PROFESSIONAL ENGINEER

N.J. PROFESSIONAL ENGINEER NO. GE 46522, JULY 26, 2010

SCALE	MADE BY	DATE	FILE NO.
GRAPHIC	B.B.	07-13-10	10210
	CH'KD BY D.W.C.	DATE 07-13-10	DRAWING NO.

MODIFIED PERIMETER DETAIL TYPICAL SECTION AND SEQUENCE NOTES

1601-R

Jul 26, 2010 at 4:49pm

G:\DWGS\102\10210\Contract 6 - Closeout Report\6-1601-R.dwg

Treva

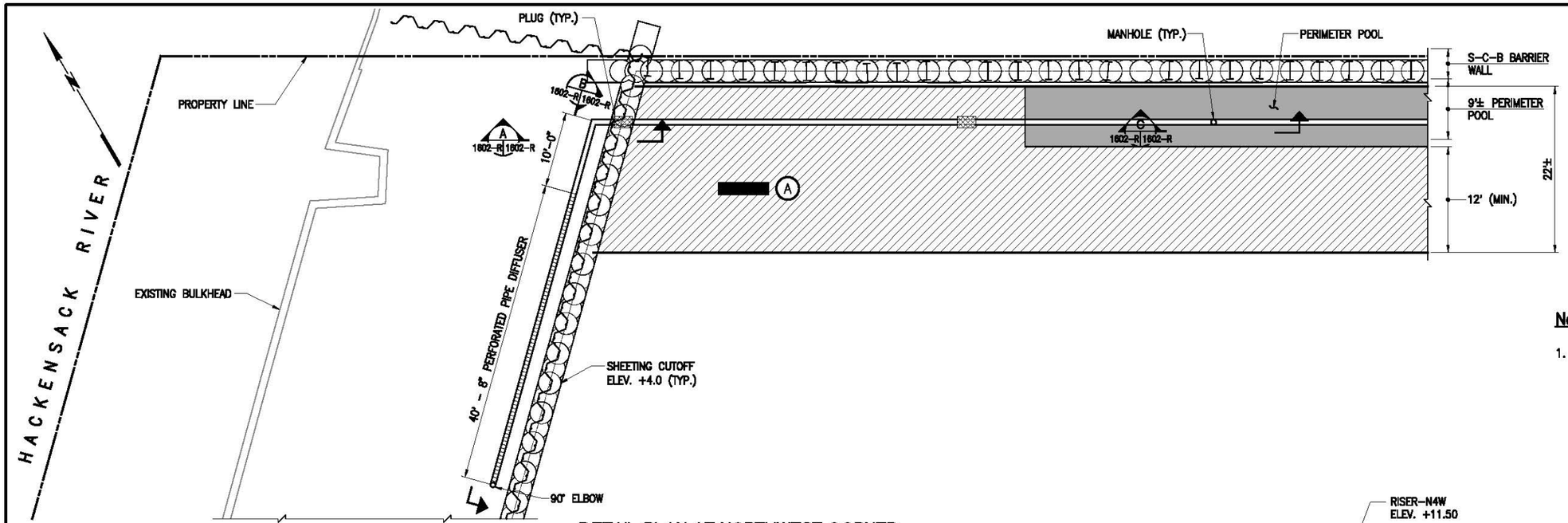

DETAIL PLAN AT NORTHWEST CORNER

SCALE: $\frac{1}{8}$"=1'-0"

Note:

1. See Section A on Drawing 1600-R and Section A on Drawing 1601-R.

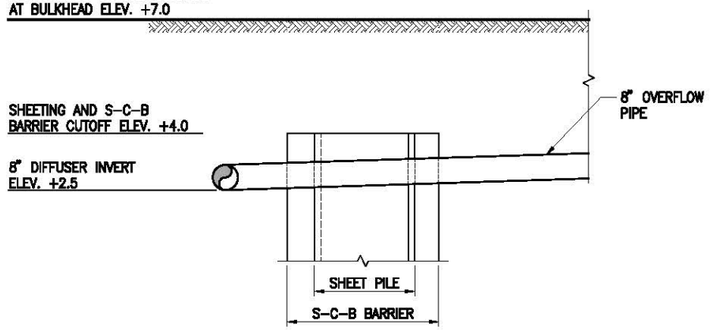

SECTION A

SCALE: $\frac{1}{2}$"=1'-0" 1602-R 1602-R

SOUTHWEST CORNER SIMILAR (OPPOSITE HAND)

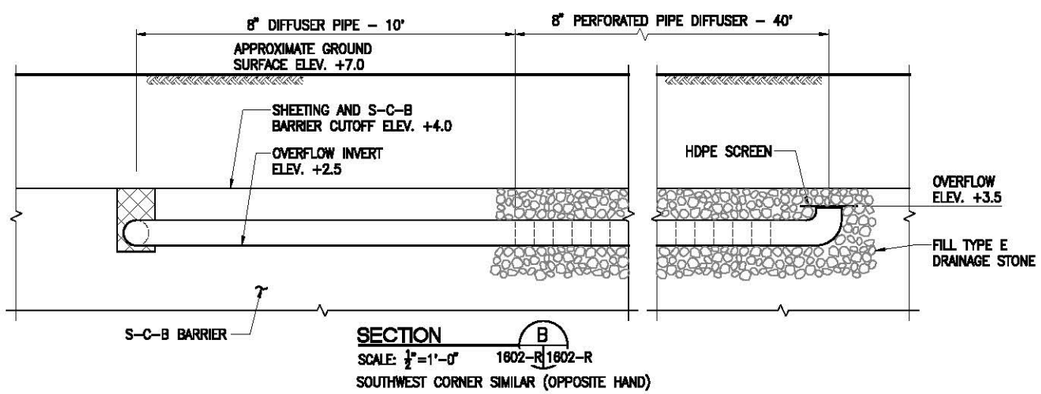

SECTION B

SCALE: $\frac{1}{2}$"=1'-0" 1602-R 1602-R

SOUTHWEST CORNER SIMILAR (OPPOSITE HAND)

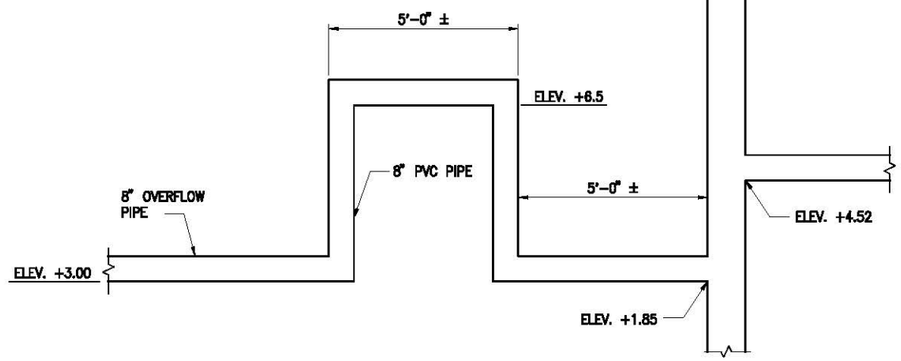

GOOSE NECK DETAIL NORTH WALL

SECTION C

SCALE: $\frac{1}{2}$"=1'-0" 1602-R 1602-R

REV.	DATE	BY	DESCRIPTION

STUDY AREA 7

JERSEY CITY NEW JERSEY

Honeywell

101 COLUMBIA ROAD, MORRISTOWN, NEW JERSEY 07962

PROJECT NO. 35037

MUESER RUTLEDGE CONSULTING ENGINEERS

14 PENN PLAZA - 225 W. 34TH STREET, NEW YORK, NY 10122

PETER W. DEMING — STATE OF NEW JERSEY — LICENSED PROFESSIONAL ENGINEER

N.J. PROFESSIONAL ENGINEER NO. GE 46529, JULY 28, 2010

SCALE	MADE BY	DATE	FILE NO.
GRAPHIC	B.B.	07-13-10	10210
	CH'KD BY D.W.C.	DATE 07-13-10	DRAWING NO.

MODIFIED PERIMETER DETAIL OVERFLOW PIPE DISCHARGE AT BULKHEAD

1602-R

Jul 26, 2010 at 4:44pm

G:\DWGS\102\10210\Contract 6 - Closeout Report\E-1602-R.dwg

Treva

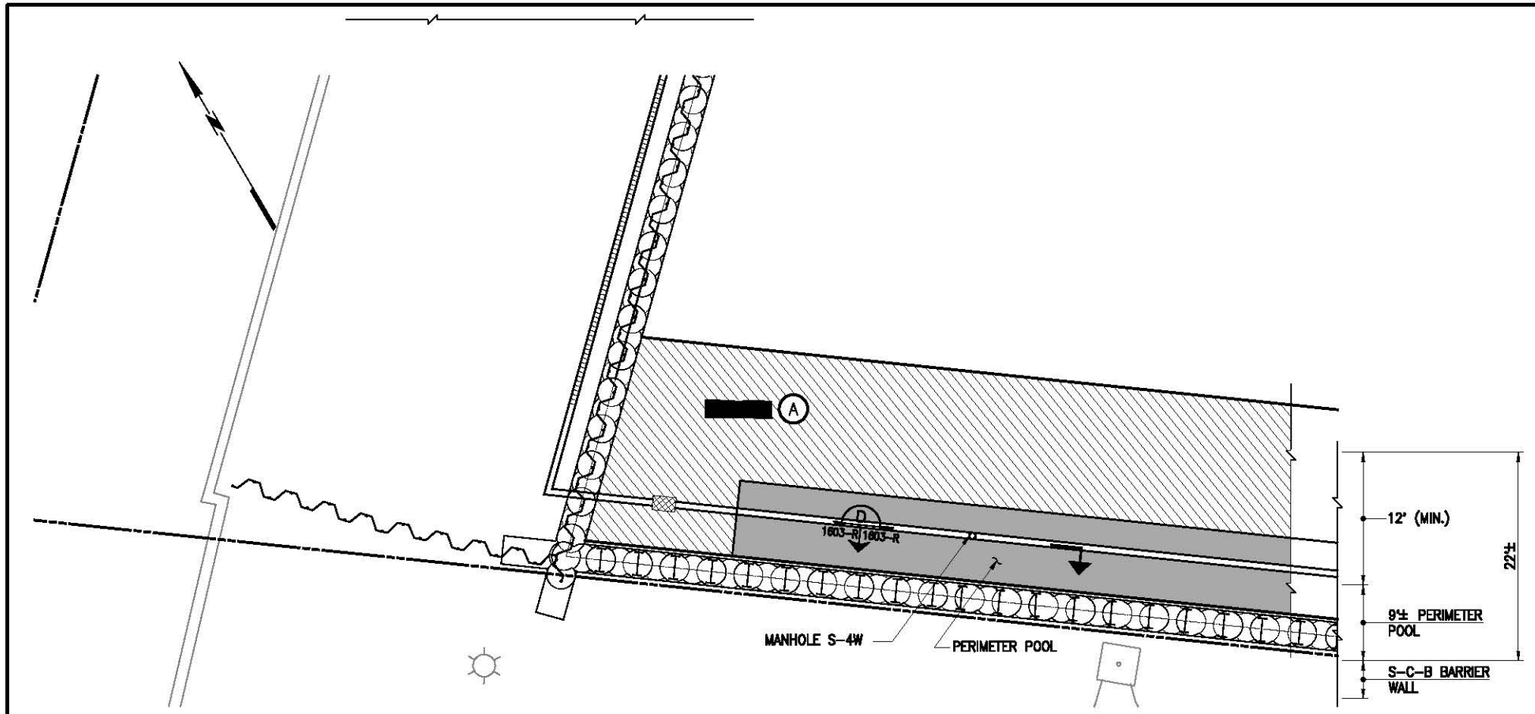

DETAIL PLAN AT SOUTHWEST CORNER
SCALE: $\frac{1}{8}$"=1'-0"

Note:

1. See Section A on Drawing 1600-R and Section A on Drawing 1601-R.

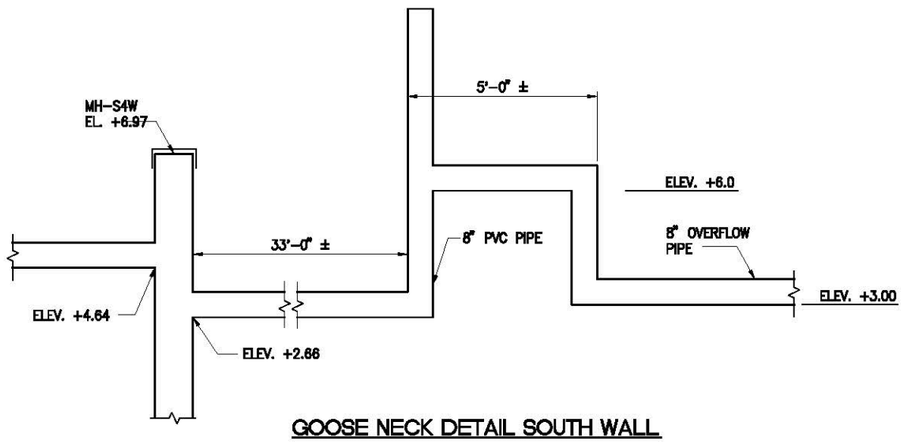

GOOSE NECK DETAIL SOUTH WALL
SECTION D 1603-R/1603-R
SCALE: $\frac{1}{2}$"=1'-0"

REV.	DATE	BY	DESCRIPTION

STUDY AREA 7
JERSEY CITY NEW JERSEY

Honeywell
101 COLUMBIA ROAD, MORRISTOWN, NEW JERSEY 07962
PROJECT NO. 35037

MUESER RUTLEDGE CONSULTING ENGINEERS
14 PENN PLAZA – 225 W. 34TH STREET, NEW YORK, NY 10122

PETER W. DEMING — NEW JERSEY — LICENSED PROFESSIONAL ENGINEER
NJ PROFESSIONAL ENGINEER NO. GE 48022, JULY 29, 2010

SCALE	MADE BY	DATE	FILE NO.
GRAPHIC	L.R.	07-13-10	10210
	CH'KD BY D.W.C.	DATE 07-13-10	DRAWING NO.

MODIFIED PERIMETER DETAIL OVERFLOW PIPE DISCHARGE AT BULKHEAD

1603-R

Jul 26, 2010 at 4:43pm
G:\DWGS\102\10210\Contract 6 - Closeout Report\6-1603-R.dwg
lreva

HACKENSACK RIVER

DETAIL 1700-R 1602-R

POOL ELEV.+6.5 525'

087-MW-Y20

STA. N1+10

087-MW-S19

STA. N6+35

STA. N6+80

W1-S0

W6-S0

POOL ELEV.+7.5 343'

087-MW-019

STA. N10+23

STA. N10+73

POOL ELEV.+8.0 237'

S-C-B BARRIER (TYP.)

STA. N13+10

STA. N13+80

E5-S0

1700-R 1601-R

POOL ELEV.+10.0 660'

088-MW-G19

E4-S0

STA. N20+25

090-MW-E1

STA. E0+50

POOL ELEV.+9.0 325'

117-MW-A99

E3-S0

STA. E3+75

STA. E4+50

POOL ELEV.+8 270'

E2-S0

117-MW-A85

STA. E7+25

INTERIOR POOL ELEVATION CONTROLLED BY WEST BARRIER CUTOFF ELEV. +4.0

INTERIOR POOL ELEV. +4.0

UNDERDRAINAGE SYSTEM (TYP.)

COMPACTED CLAY DAM SEPARATING PERIMETER POOLS (TYP.)

COMPACTED CLAY LEVEE SEPARATING PERIMETER POOL FROM INTERIOR POOL (TYP.)

W3-S0

STA. S22+05

STA. S12+48

STA. S17+50

POOL ELEV.+6.0 419'

073-MW-BB11

073-MW-Y10

POOL ELEV.+7.0 640'

134-MW-V09

134-MW-Q08

W5-S0

STA. S11+10

STA. S10+60

140-MW-06

140-MW-07

125-MW-L03

POOL ELEV.+7.5 622'

E1-S0

E1A-S0

STA. S4+38

STA. S3+86

MW-124-103L

MW-124-102D

MW-124-103D

MW-124-102T

STA. S0+50

POOL ELEV.+8 338'

117-MW-A89

DETAIL 1 SIMILAR 1700-R 1603-R

KELLOGG STREET

KELLOGG STREET

Note:

1. Perimeter details and pipe systems are illustrated on Drawings 1701–R, 1702–R and 1703–R

Legend:

- FILL TYPE A CLAY
- FILL TYPE B GRANULAR FILL
- E2-S0 SHALLOW PIEZOMETER
- 090-MW-E1 MONITORING WELL

GRAPHIC SCALE

100' 50' 0 100' 200'

REV.	DATE	BY	DESCRIPTION

STUDY AREA 7

JERSEY CITY NEW JERSEY

Honeywell

101 COLUMBIA ROAD, MORRISTOWN, NEW JERSEY 07962

PROJECT NO. 35037

MUESER RUTLEDGE CONSULTING ENGINEERS

14 PENN PLAZA – 225 W. 34TH STREET, NEW YORK, NY 10122

PETER W. DEMING — N.J. PROFESSIONAL ENGINEER NO. GE 48522, JULY 28, 2010

SCALE	MADE BY	DATE	FILE NO.
AS NOTED	B.B.	07-13-10	10210
	CH'KD BY K.R.	DATE 07-13-10	

RECORD PLAN PERIMETER POOL

DRAWING NO. 1700–R

Jul 26, 2010 at 4:37pm

G:\DWGS\102\1021\G\Contract 6 - Closeout Report\G-1700-R.dwg

trevo

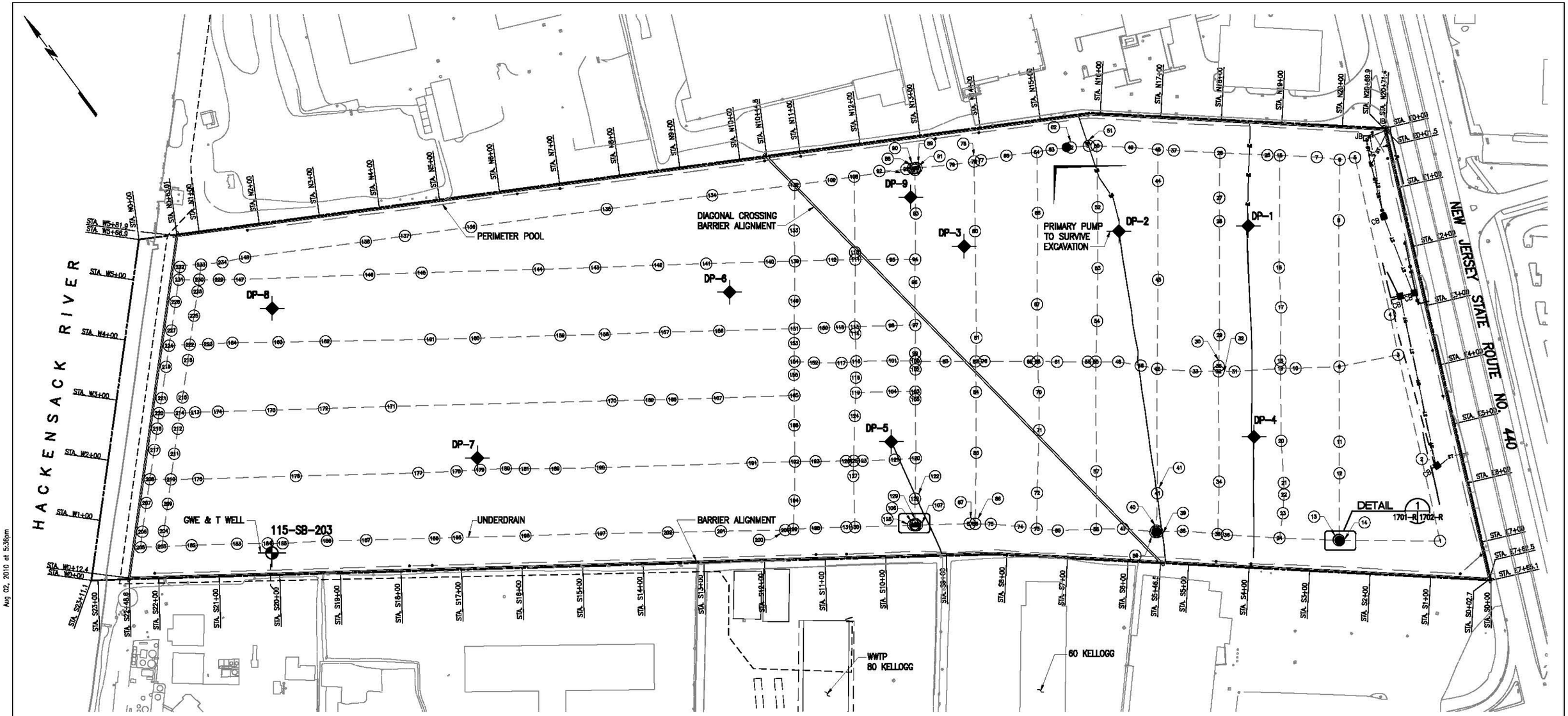

Notes:

1. For coordinates of surveyed underdrain points, see Appendix D.
2. Deep pumping well discharge lines were blind flanged and left in place for DP-1, 2, 4 and 5. All other discharge lines were removed.
3. Deep pumping well electric lines were disconnected and left in place for DP-1, 2 and 4. All other electric lines were removed.
4. Well casings were capped with bolted plywood covers.

Legend:

- Perimeter Pool Piping
- Central Underdrain
- GWE & T Lines
- Reinforced concrete Stormwater Pipeline
- 6 inch PVC Sanitary Pipeline
- HDPE Stormwater Pipe
- 4" Gas Pipeline Sleeve
- Powerline servicing Wells DP1 and DP4
- Fire Hydrant Water line
- Discharge line for deep Pumping Wells

- Concrete Manhole
- HDPE Sump
- DP-1 – Deep pump Wells
- JB – Junction Box
- CB – Catch Basin
- (170) – Surveyed Underdrain Point

GRAPHIC SCALE
80' 40' 0 80' 160'

PETER W. DEMING NEW JERSEY LICENSED PROFESSIONAL ENGINEER N.J. PROFESSIONAL ENGINEER NO. GE 48522, JULY 29, 2010

REV.	DATE	BY	DESCRIPTION

STUDY AREA 7

JERSEY CITY NEW JERSEY

Honeywell

101 COLUMBIA ROAD, MORRISTOWN, NEW JERSEY 07962

PROJECT NO. 35037

MUESER RUTLEDGE CONSULTING ENGINEERS

14 PENN PLAZA – 225 W. 34TH STREET, NEW YORK, NY 10122

SCALE	MADE BY B.B./L.R. DATE 07-13-10	FILE NO.
GRAPHIC	CH'KD BY D.W.C. DATE 07-13-10	10210

RECORD UTILITIES PLAN

DRAWING NO. 1701-R

Aug 02, 2010 at 5:36pm

G:\DWGS\102\10210\Contract 6 - Closeout Report\6-1701-R.dwg

lrsva

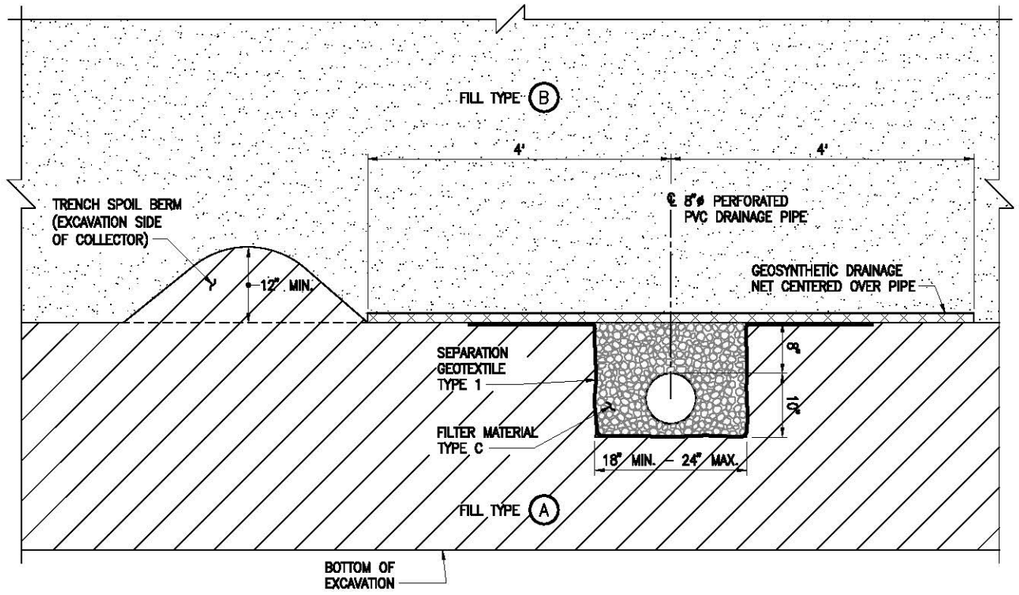

TYPICAL UNDERDRAINAGE DETAIL
SCALE: 1"=1'-0"

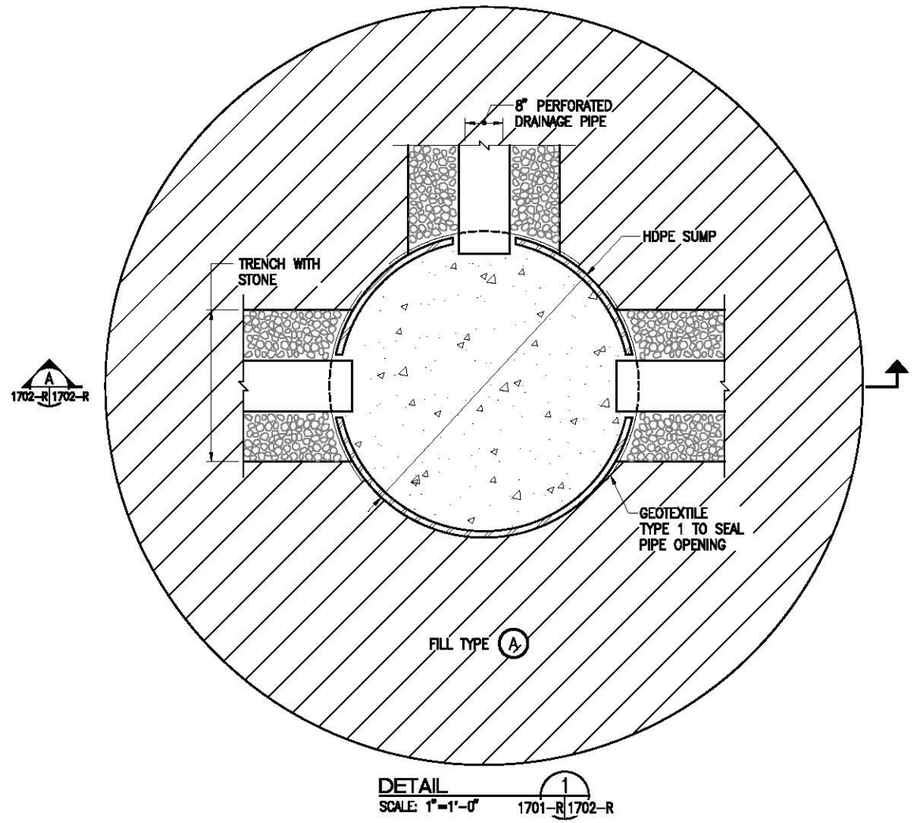

DETAIL 1
SCALE: 1"=1'-0" 1701-R 1702-R

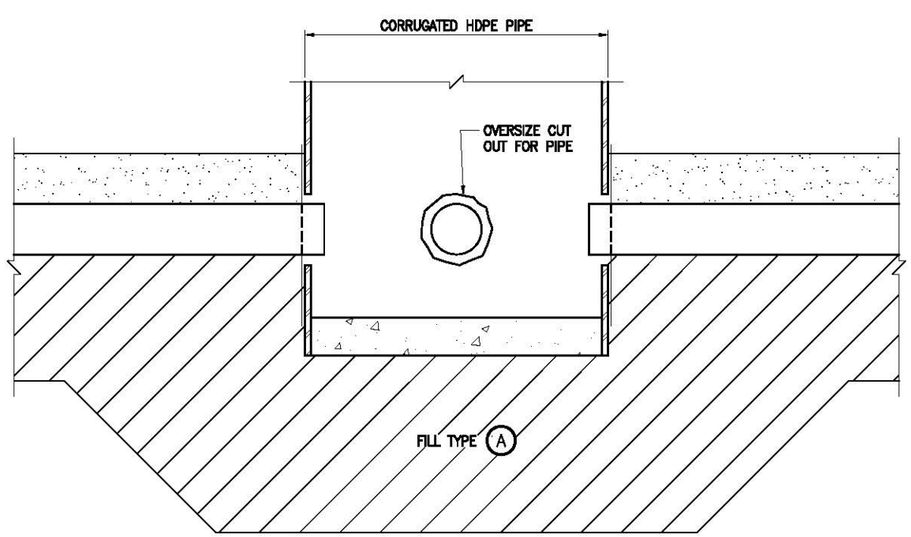

SECTION A
SCALE: 1"=1'-0" 1702-R 1702-R

REV.	DATE	BY	DESCRIPTION

STUDY AREA 7

JERSEY CITY NEW JERSEY

Honeywell

101 COLUMBIA ROAD, MORRISTOWN, NEW JERSEY 07962

PROJECT NO. 35037

MUESER RUTLEDGE CONSULTING ENGINEERS

14 PENN PLAZA – 225 W. 34TH STREET, NEW YORK, NY 10122

PETER W. DEMING
N.J. PROFESSIONAL ENGINEER
NO. GE 48529, JULY 28, 2010

SCALE	MADE BY	DATE	FILE NO.
AS NOTED	B.B.	07-13-10	10210
	CH'KD BY D.W.C.	DATE 07-13-10	

PLAN AND SECTION

DRAWING NO. 1702-R

Jul 26, 2010 at 4:27pm

G:\DWGS\102\1021\Contract 6 - Closeout Report\E-1702-R.dwg

Treva

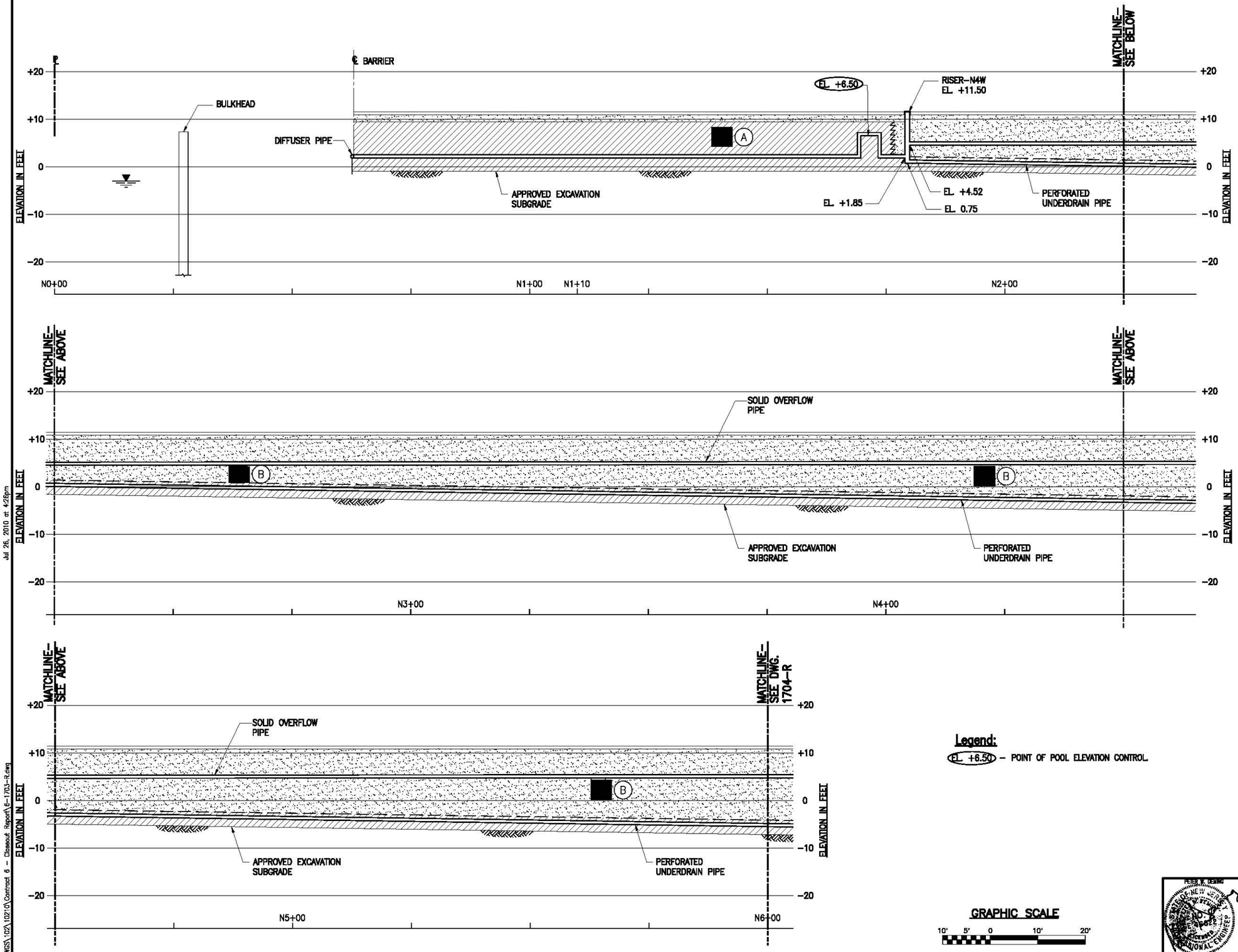

Legend:

EL. +6.50 – POINT OF POOL ELEVATION CONTROL.

GRAPHIC SCALE

10' 5' 0 10' 20'

REV.	DATE	BY	DESCRIPTION

STUDY AREA 7

JERSEY CITY NEW JERSEY

Honeywell

101 COLUMBIA ROAD, MORRISTOWN, NEW JERSEY 07962

PROJECT NO. 35037

MUESER RUTLEDGE CONSULTING ENGINEERS

14 PENN PLAZA – 225 W. 34TH STREET, NEW YORK, NY 10122

PETER W. DEMING
STATE OF NEW JERSEY
NO. GE 46522
LICENSED PROFESSIONAL ENGINEER
N.J. PROFESSIONAL ENGINEER
NO. GE 46522, JULY 28, 2010

SCALE	MADE BY	DATE	FILE NO.
AS NOTED	L.R.	03-25-10	10210
	CH'KD BY D.W.C.	03-25-10	DRAWING NO.

NORTH WALL
PERIMETER POOL
SHEET 1 OF 4

1703-R

Jul 26, 2010 at 4:26pm

G:\DWGS\102\10210\Contract 6 – Closeout Report\6-1703-R.dwg

lreva

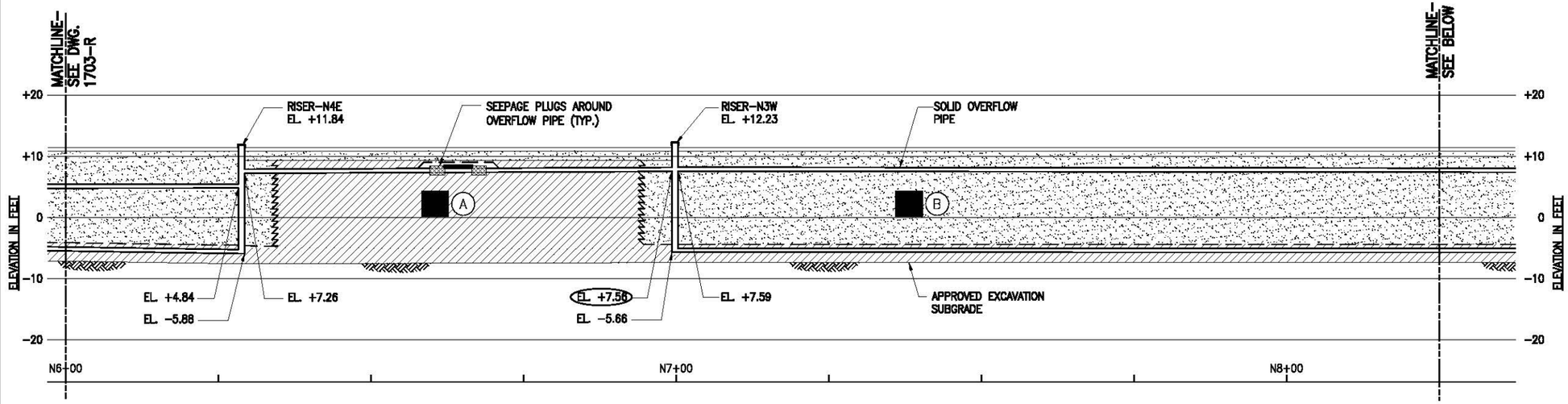

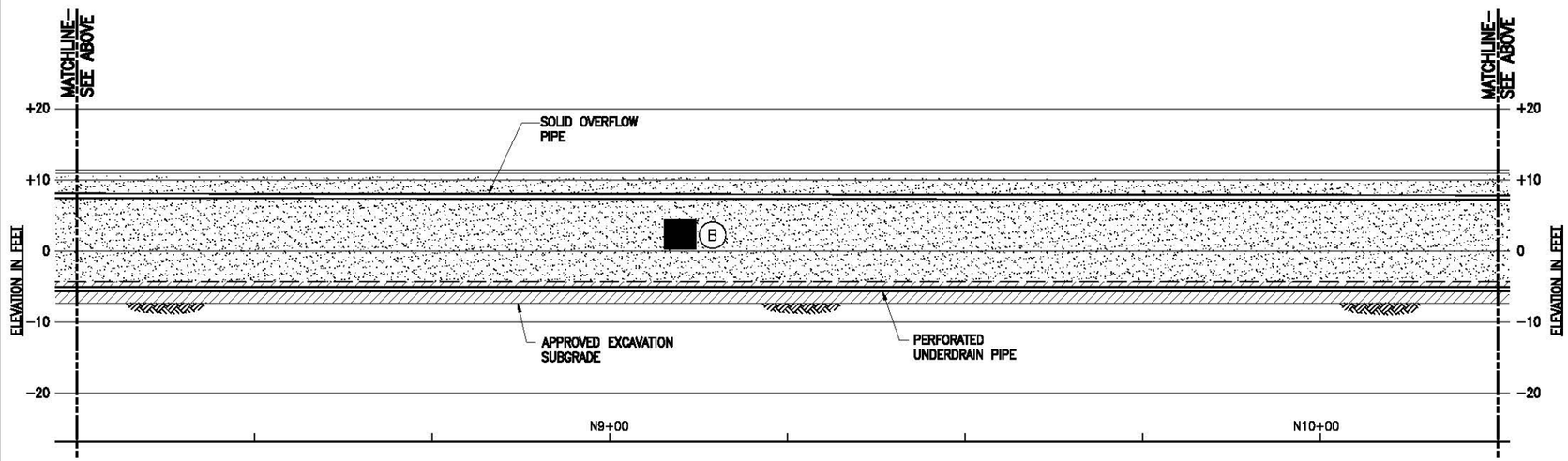

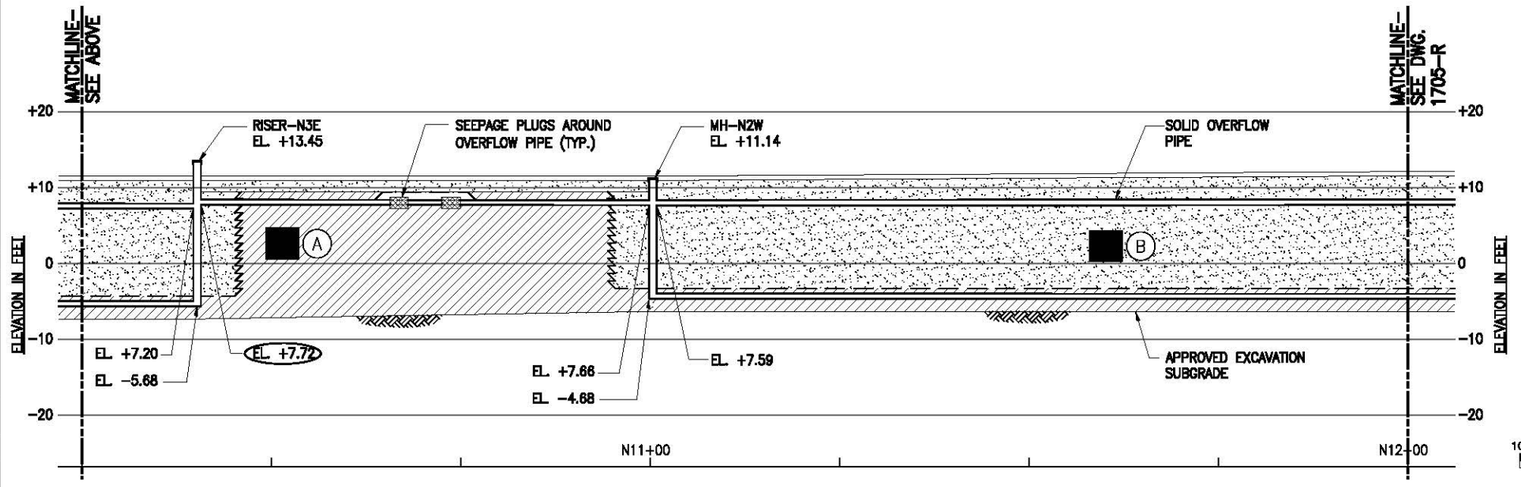

Legend:

EL. +7.72 – POINT OF POOL ELEVATION CONTROL.

GRAPHIC SCALE

10' 5' 0 10' 20'

PETER W. LEDING — STATE OF NEW JERSEY — LICENSED PROFESSIONAL ENGINEER — N.J. PROFESSIONAL ENGINEER NO. GE 46529, JULY 28, 2010

REV.	DATE	BY	DESCRIPTION

STUDY AREA 7

JERSEY CITY — NEW JERSEY

Honeywell

101 COLUMBIA ROAD, MORRISTOWN, NEW JERSEY 07962

PROJECT NO. 35037

MUESER RUTLEDGE CONSULTING ENGINEERS

14 PENN PLAZA – 225 W. 34TH STREET, NEW YORK, NY 10122

SCALE	MADE BY	DATE	FILE NO.
AS NOTED	L.R.	03–25–10	10210
	CH'KD BY D.W.C.	DATE 03–25–10	DRAWING NO.

NORTH WALL PERIMETER POOL SHEET 2 OF 4

1704–R

Jul 26, 2010 at 4:25pm

G:\DWGS\102\10210\Contract 6 – Closeout Report\E-1704–R.dwg

lreva

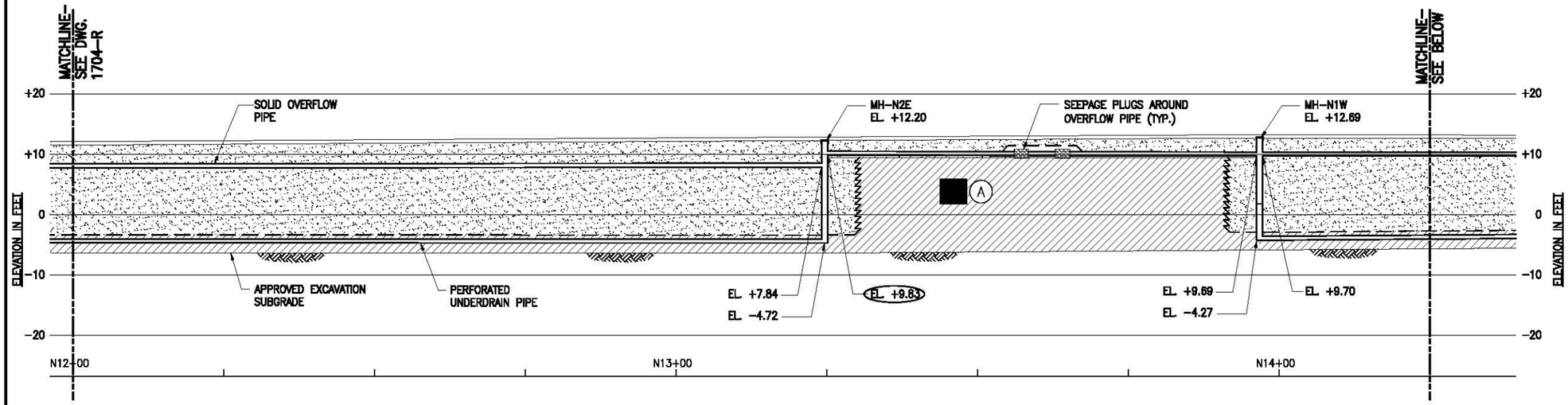

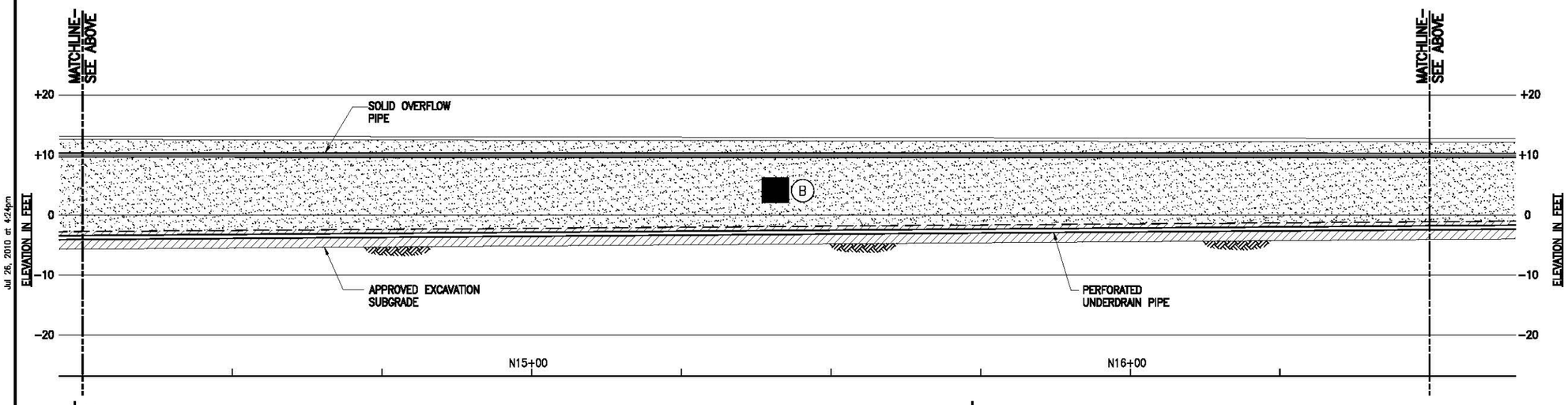

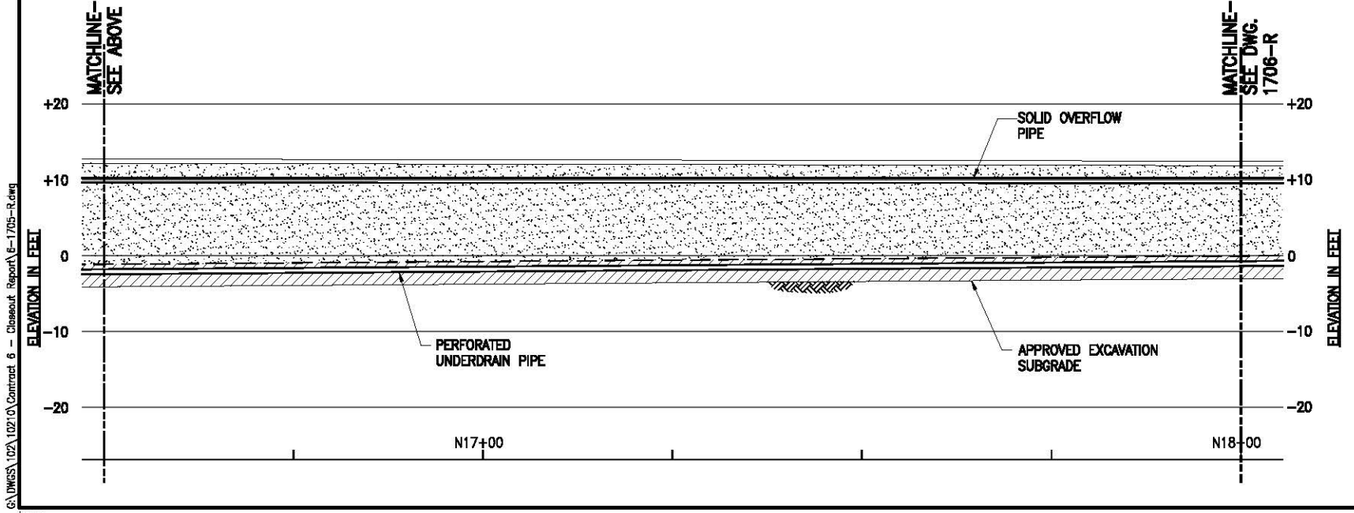

Legend:

EL. +7.72 – POINT OF POOL ELEVATION CONTROL.

GRAPHIC SCALE

10' 5' 0 10' 20'

REV.	DATE	BY	DESCRIPTION

STUDY AREA 7

JERSEY CITY — NEW JERSEY

Honeywell

101 COLUMBIA ROAD, MORRISTOWN, NEW JERSEY 07962

PROJECT NO. 35037

MUESER RUTLEDGE CONSULTING ENGINEERS

14 PENN PLAZA – 225 W. 34TH STREET, NEW YORK, NY 10122

PETER W. DEMING — NEW JERSEY LICENSED PROFESSIONAL ENGINEER — N.J. PROFESSIONAL ENGINEER NO. GE 48022, JULY 29, 2010

SCALE	MADE BY	DATE	FILE NO.
AS NOTED	L.R.	03–25–10	10210
	CH'KD BY D.W.C.	DATE 03–25–10	DRAWING NO.

NORTH WALL PERIMETER POOL SHEET 3 OF 4

1705–R

Jul 26, 2010 at 4:24pm

G:\DWGS\102\10210\Contract 6 – Closeout Report\6–1705–R.dwg

Treva

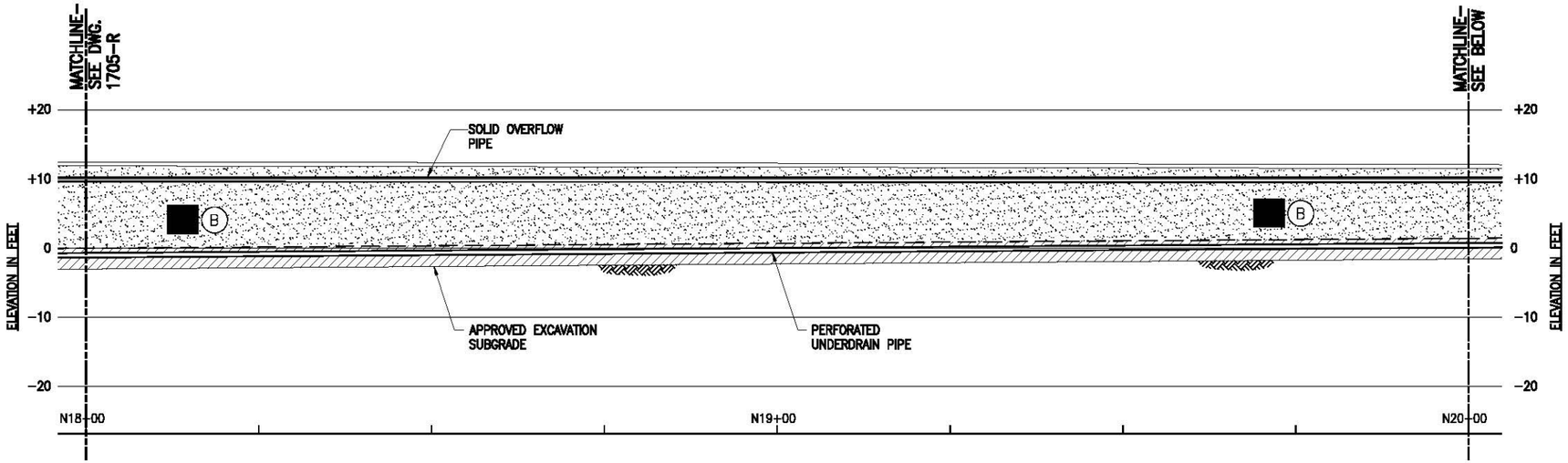

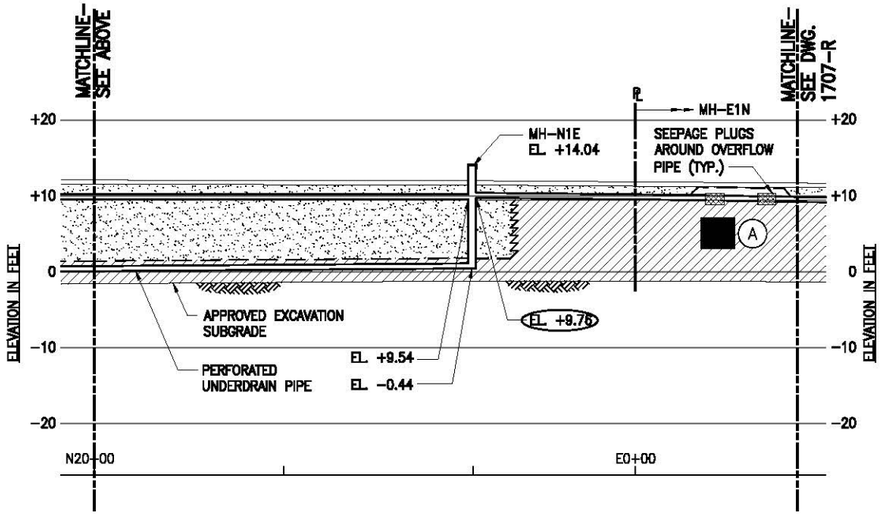

Legend:

EL. +7.72 – POINT OF POOL ELEVATION CONTROL.

GRAPHIC SCALE

10' 5' 0 10' 20'

REV.	DATE	BY	DESCRIPTION

STUDY AREA 7

JERSEY CITY NEW JERSEY

Honeywell

101 COLUMBIA ROAD, MORRISTOWN, NEW JERSEY 07962

PROJECT NO. 35037

MUESER RUTLEDGE CONSULTING ENGINEERS

14 PENN PLAZA – 225 W. 34TH STREET, NEW YORK, NY 10122

PETER W. DEMING
STATE OF NEW JERSEY
NO. 46522
LICENSED PROFESSIONAL ENGINEER
N.J. PROFESSIONAL ENGINEER
NO. GE 46522, JULY 28, 2010

SCALE	MADE BY	DATE	FILE NO.
AS NOTED	L.R.	03–25–10	10210
	CH'KD BY D.W.C.	DATE 03–25–10	

NORTH WALL
PERIMETER POOL
SHEET 4 OF 4

DRAWING NO.
1706–R

Jul 26, 2010 at 4:23pm

G:\DWGS\102\10210\Contract 6 – Closeout Report\6-1706-R.dwg

lreva

Legend:

(EL. +7.72) – POINT OF POOL ELEVATION CONTROL.

GRAPHIC SCALE

10' 5' 0 10' 20'

REV.	DATE	BY	DESCRIPTION

STUDY AREA 7

JERSEY CITY NEW JERSEY

Honeywell

101 COLUMBIA ROAD, MORRISTOWN, NEW JERSEY 07962

PROJECT NO. 35037

MUESER RUTLEDGE CONSULTING ENGINEERS

14 PENN PLAZA – 225 W. 34TH STREET, NEW YORK, NY 10122

PETER W. DEMING — N.J. PROFESSIONAL ENGINEER NO. GE 48523, JULY 28, 2010

SCALE	MADE BY	DATE	FILE NO.
AS NOTED	L.R.	04–06–10	10210
	CH'KD BY D.W.C.	DATE 04–06–10	DRAWING NO.

EAST WALL PERIMETER POOL SHEET 1 OF 2

1707–R

Jul 26, 2010 at 4:22pm

G:\DWGS\10210\Contract 6 - Closeout Report\6-1707-R.dwg

Treva

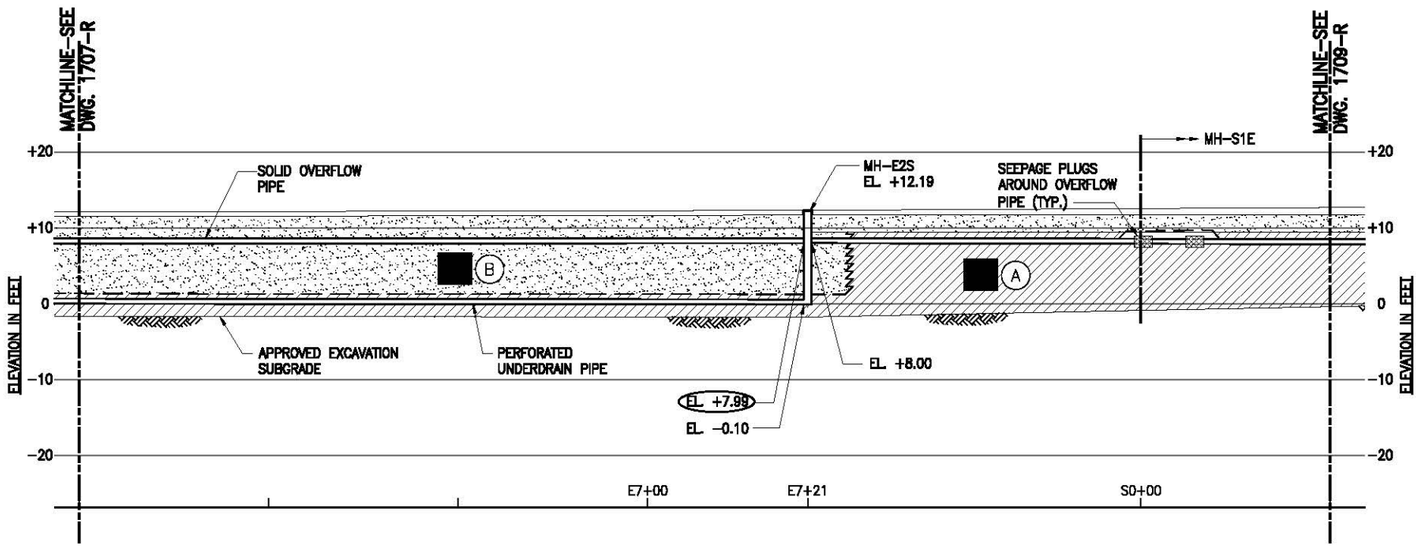

Legend:

EL. +7.72 – POINT OF POOL ELEVATION CONTROL.

GRAPHIC SCALE

10' 5' 0 10' 20'

REV.	DATE	BY	DESCRIPTION

STUDY AREA 7

JERSEY CITY NEW JERSEY

Honeywell

101 COLUMBIA ROAD, MORRISTOWN, NEW JERSEY 07962

PROJECT NO. 35037

MUESER RUTLEDGE CONSULTING ENGINEERS

14 PENN PLAZA – 225 W. 34TH STREET, NEW YORK, NY 10122

PETER W. DEMING
STATE OF NEW JERSEY
NO. GE 46522
LICENSED PROFESSIONAL ENGINEER
N.J. PROFESSIONAL ENGINEER
NO. GE 46522, JULY 28, 2010

SCALE	MADE BY	DATE	FILE NO.
AS NOTED	L.R.	04-06-10	10210
	CH'KD BY D.W.C.	DATE 04-06-10	

EAST WALL
PERIMETER POOL
SHEET 2 OF 2

DRAWING NO.
1708-R

G:\DWGS\102\10210\Contract 6 – Closeout Report\6-1708-R.dwg Jul 26, 2010 at 4:20pm

lreva

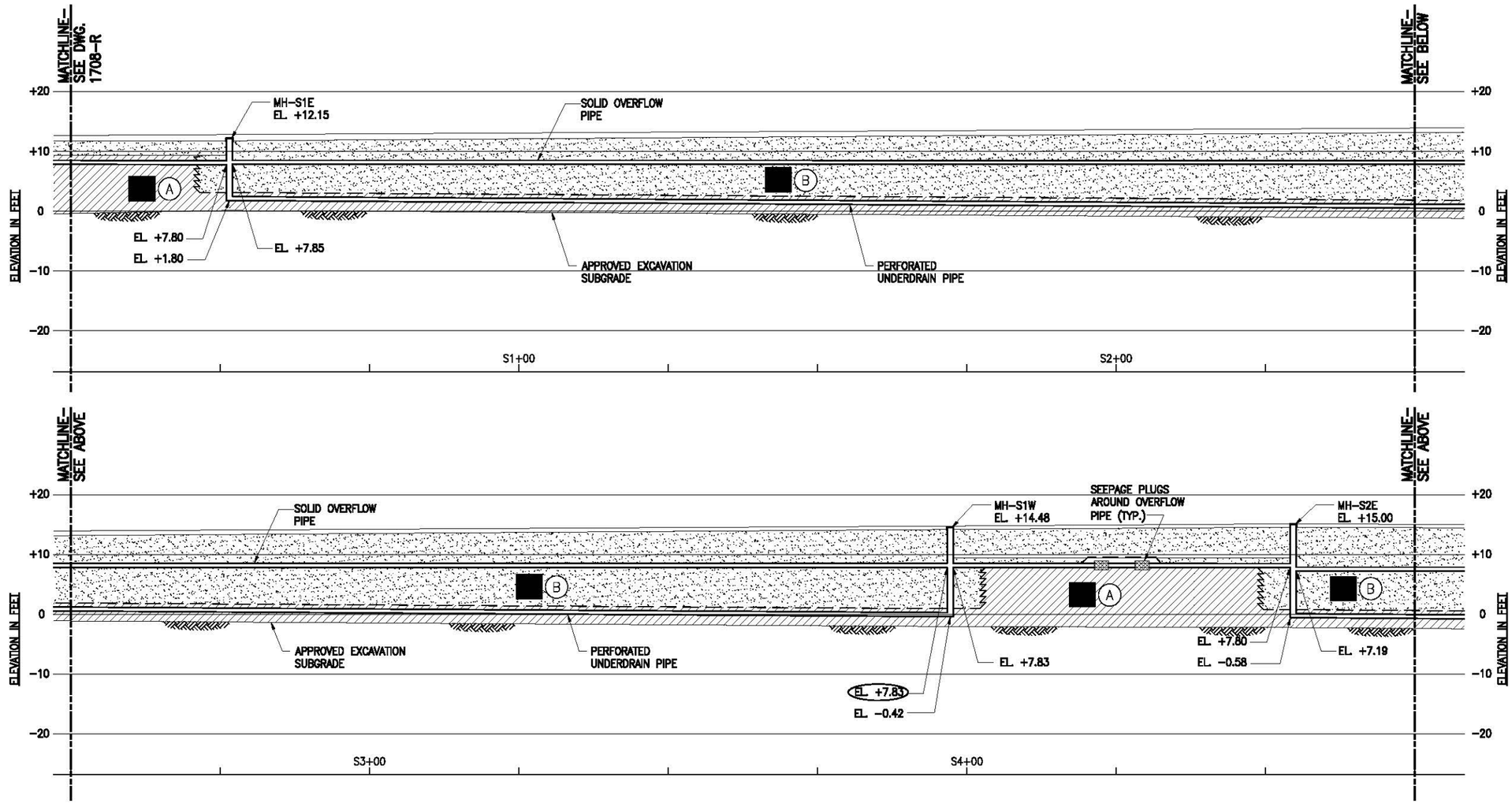

Legend:

EL. +7.77 – POINT OF POOL ELEVATION CONTROL.

GRAPHIC SCALE

10' 5' 0 10' 20'

PETER W. DEMING LICENSED PROFESSIONAL ENGINEER NO. GE 48022 STATE OF NEW JERSEY
N.J. PROFESSIONAL ENGINEER NO. GE 48022, JULY 28, 2010

REV.	DATE	BY	DESCRIPTION

STUDY AREA 7

JERSEY CITY NEW JERSEY

Honeywell

101 COLUMBIA ROAD, MORRISTOWN, NEW JERSEY 07962

PROJECT NO. 35037

MUESER RUTLEDGE CONSULTING ENGINEERS

14 PENN PLAZA – 225 W. 34TH STREET, NEW YORK, NY 10122

SCALE	MADE BY	DATE	FILE NO.
AS NOTED	L.R.	04–06–10	10210
	CH'KD BY D.W.C.	DATE 04–06–10	DRAWING NO.

SOUTH WALL PERIMETER POOL SHEET 1 OF 4

1709–R

Jul 26, 2010 at 4:19pm
G:\DWGS\1022\10210\Contract 6 – Closeout Report\6–1709–R.dwg
Treva

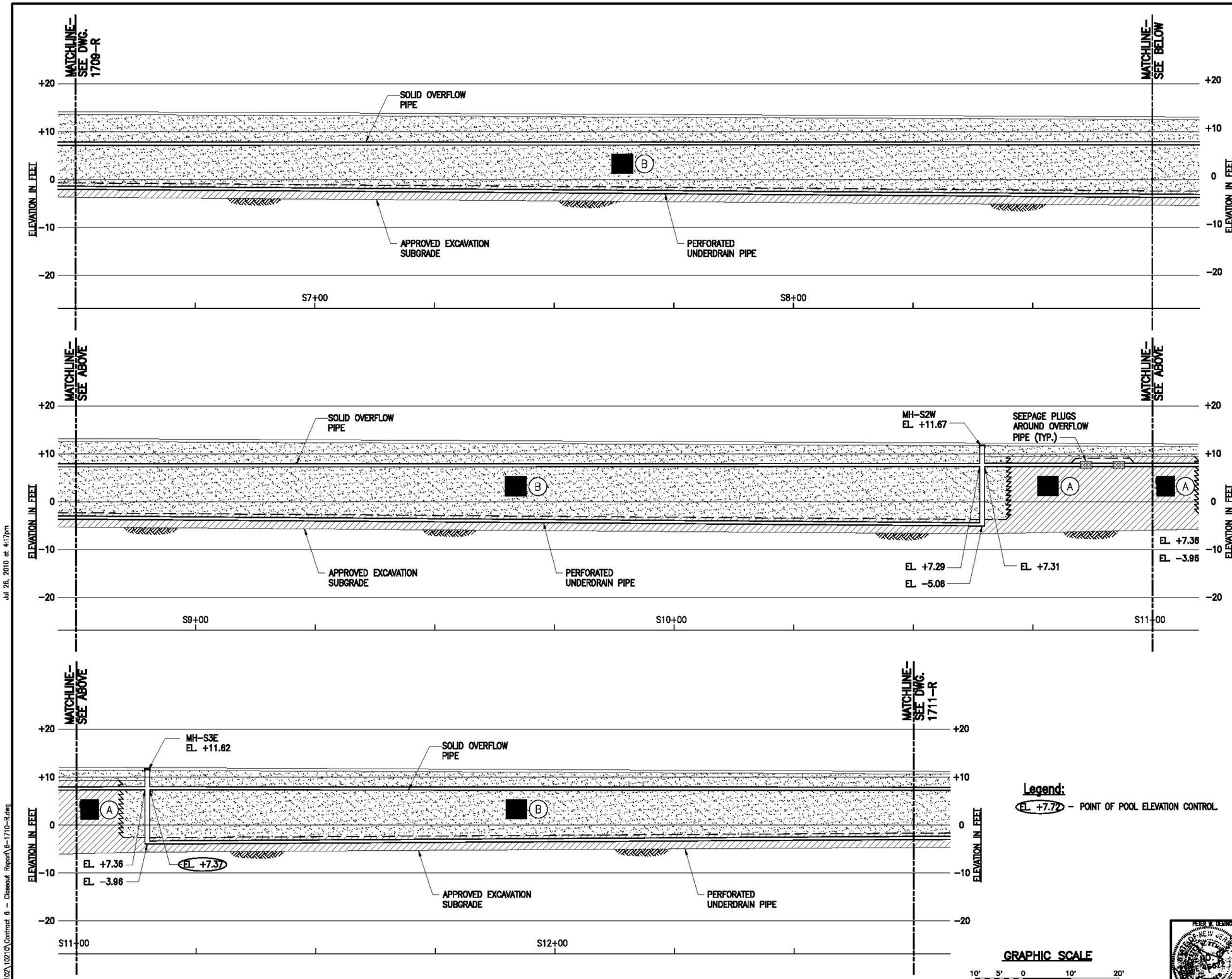

Legend:

EL. +7.72 – POINT OF POOL ELEVATION CONTROL

GRAPHIC SCALE

10' 5' 0 10' 20'

REV.	DATE	BY	DESCRIPTION

STUDY AREA 7

JERSEY CITY NEW JERSEY

Honeywell

101 COLUMBIA ROAD, MORRISTOWN, NEW JERSEY 07962

PROJECT NO. 35037

MUESER RUTLEDGE CONSULTING ENGINEERS

14 PENN PLAZA – 225 W. 34TH STREET, NEW YORK, NY 10122

PETER W. DEMING
STATE OF NEW JERSEY
NO. GE 46522
LICENSED PROFESSIONAL ENGINEER
N.J. PROFESSIONAL ENGINEER
NO. GE 46522, JULY 28, 2010

SCALE	MADE BY	DATE	FILE NO.
AS NOTED	L.R.	04–06–10	10210
	CH'KD BY D.W.C.	04–06–10	DRAWING NO.

SOUTH WALL PERIMETER POOL SHEET 2 OF 4

1710–R

Jul 26, 2010 at 4:17pm

G:\DWGS\102\10210\Contract 6 – Closeout Report\6–1710–R.dwg

lreva

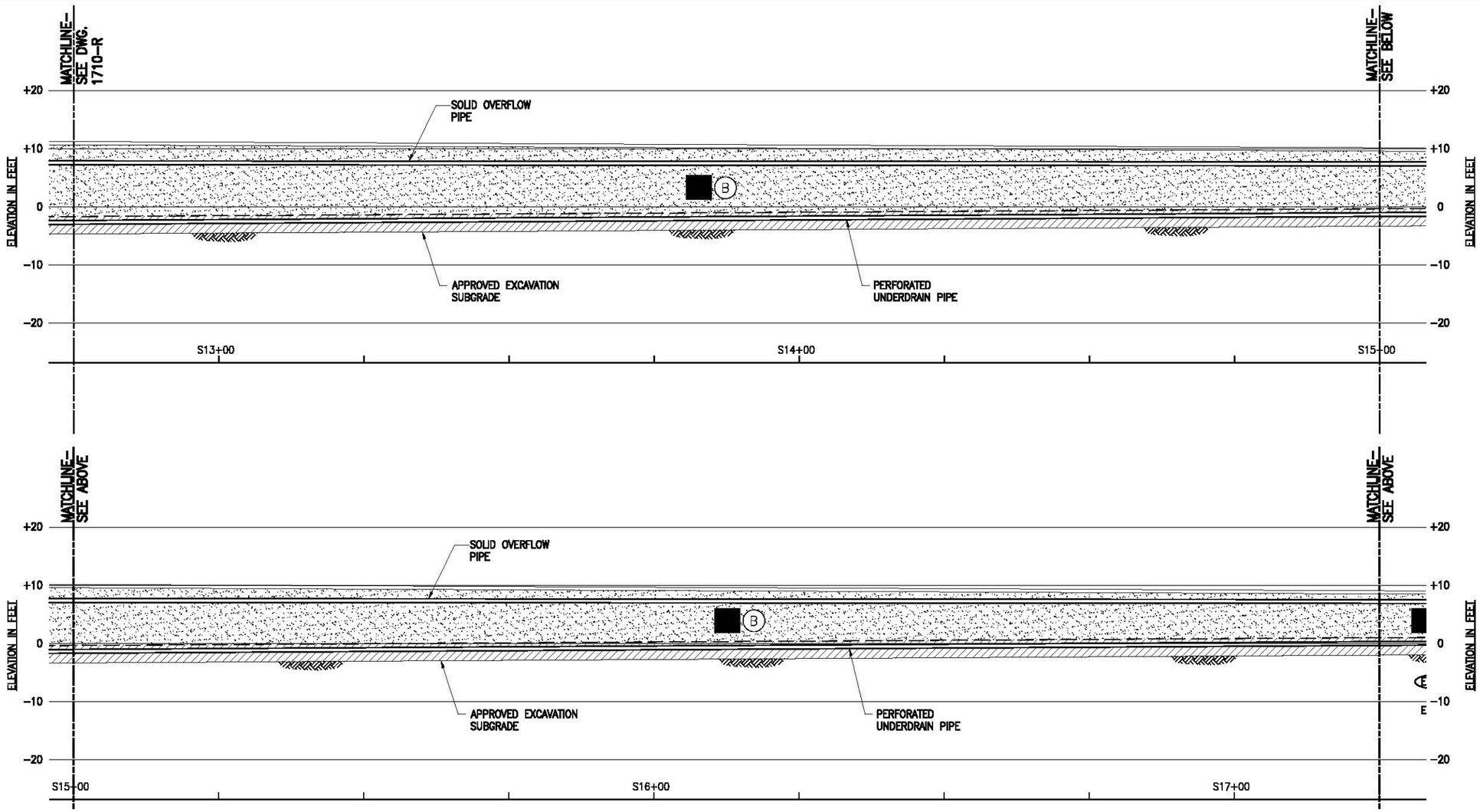

Legend:

EL. +7.72 – POINT OF POOL ELEVATION CONTROL

GRAPHIC SCALE

10' 5' 0 10' 20'

REV.	DATE	BY	DESCRIPTION

STUDY AREA 7

JERSEY CITY NEW JERSEY

Honeywell

101 COLUMBIA ROAD, MORRISTOWN, NEW JERSEY 07962

PROJECT NO. 35037

MUESER RUTLEDGE CONSULTING ENGINEERS

14 PENN PLAZA – 225 W. 34TH STREET, NEW YORK, NY 10122

PETER W. DEMING — NEW JERSEY — LICENSED PROFESSIONAL ENGINEER — N.J. PROFESSIONAL ENGINEER NO. GE 48522, JULY 28, 2010

SCALE	MADE BY	DATE	FILE NO.
AS NOTED	L.R.	04–06–10	10210
	CH'KD BY D.W.C.	DATE 04–06–10	DRAWING NO.

SOUTH WALL PERIMETER POOL SHEET 3 OF 4

1711–R

Jul 26, 2010 at 4:15pm

G:\DWGS\102\10210\Contract 6 – Closeout Report\6–1711–R.dwg

Treva

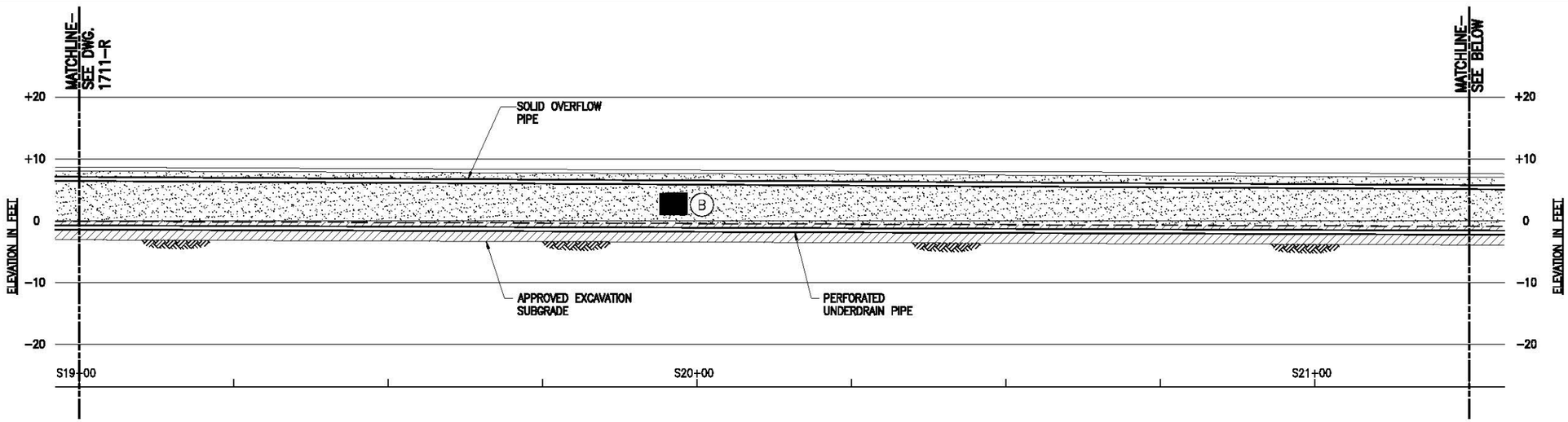

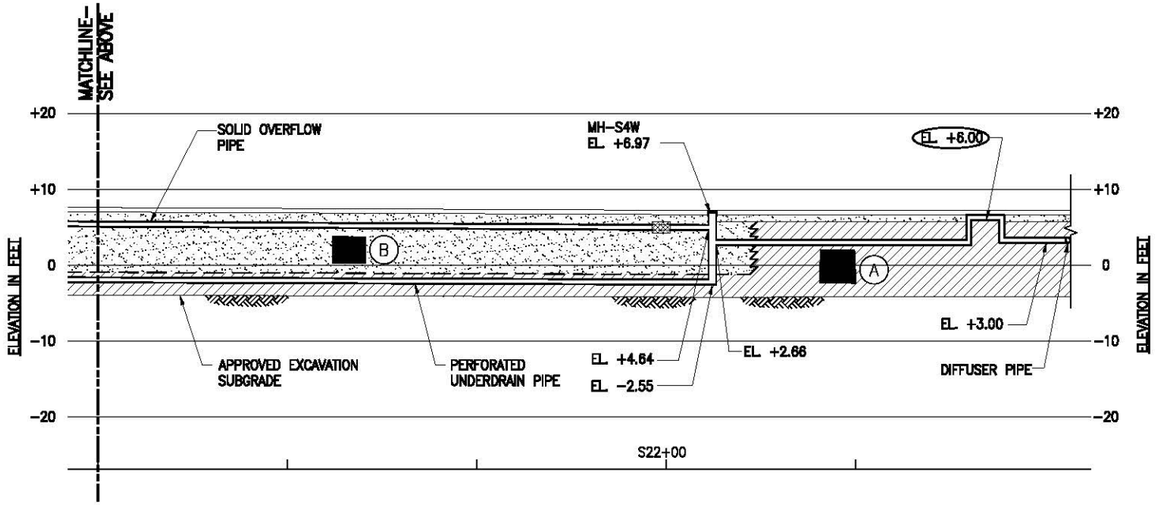

Legend:

(EL +7.72) – POINT OF POOL ELEVATION CONTROL

GRAPHIC SCALE

10' 5' 0 10' 20'

PETER W. DEMING
STATE OF NEW JERSEY
LICENSED
PROFESSIONAL ENGINEER
N.J. PROFESSIONAL ENGINEER
NO. GE 48529, JULY 28, 2010

REV.	DATE	BY	DESCRIPTION

STUDY AREA 7

JERSEY CITY NEW JERSEY

Honeywell

101 COLUMBIA ROAD, MORRISTOWN, NEW JERSEY 07962

PROJECT NO. 35037

MUESER RUTLEDGE CONSULTING ENGINEERS

14 PENN PLAZA – 225 W. 34TH STREET, NEW YORK, NY 10122

SCALE	MADE BY	DATE	FILE NO.
AS NOTED	L.R.	04–06–10	10210
	CH'KD BY D.W.C.	DATE 04–06–10	

SOUTH WALL
PERIMETER POOL
SHEET 4 OF 4

DRAWING NO.
1712–R

Jul 26, 2010 at 4:13pm
G:\DWGS\102\10210\Contract 6 – Closeout Report\E-1712-R.dwg
Treva

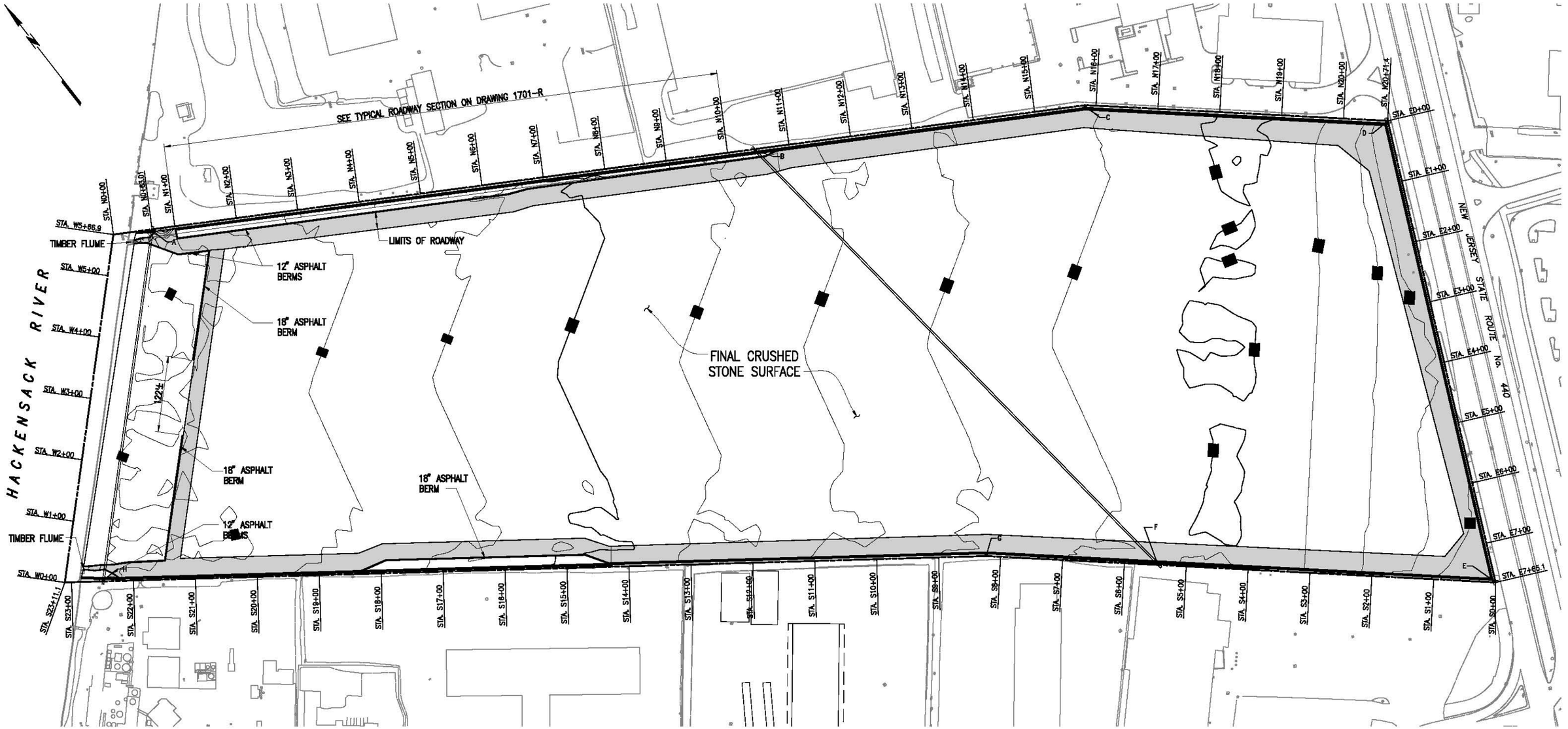

Legend:

- ASPHALT ROADWAY
- 18" ASPHALT BERM
- 12" ASPHALT BERM
- CONTOUR OF FINISHED GRADE

Notes:

1. For locations of perimeter pools and under drains see Drawing No. 1700-R.
2. For locations of underground utilities see Drawing No. 1701-R.
3. As-Built information was taken from final grades Drawing, SA7 and SA6 North/South, prepared by Entact, Dated 04/12/2010.

GRAPHIC SCALE

80' 40' 0 80' 160'

REV.	DATE	BY	DESCRIPTION

STUDY AREA 7

JERSEY CITY NEW JERSEY

Honeywell

101 COLUMBIA ROAD, MORRISTOWN, NEW JERSEY 07962

PROJECT NO. 35037

MUESER RUTLEDGE CONSULTING ENGINEERS

14 PENN PLAZA – 225 W. 34TH STREET, NEW YORK, NY 10122

PETER W. DEMING — STATE OF NEW JERSEY — LICENSED PROFESSIONAL ENGINEER — N.J. PROFESSIONAL ENGINEER NO. GE 46022, JULY 28, 2010

SCALE	MADE BY	DATE	FILE NO.
GRAPHIC	B.B.	07-13-10	10210
	CH'KD BY D.W.C.	DATE 07-13-10	DRAWING NO.

FINAL SITE PLAN — 1800-R

Jul 26, 2010 at 4:10pm

G:\DWGS\1022\10210\Contract 6 - Closeout Report\6-1800-R.dwg

Treva

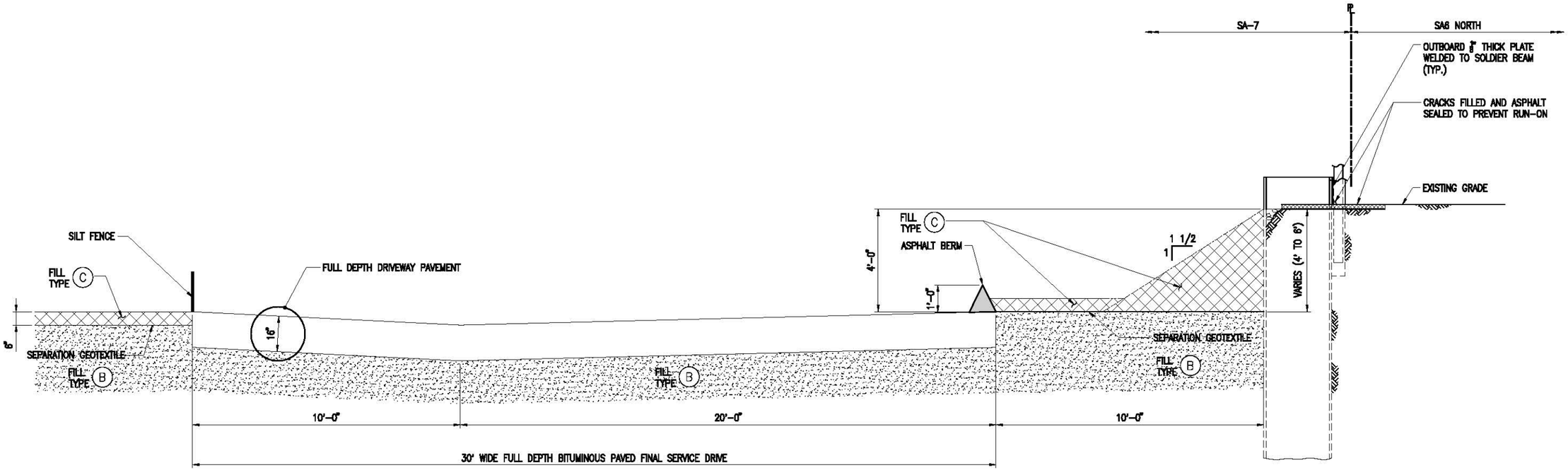

STEEL PLATE PROTECTION OF S-C-B BARRIER
(STA. N 1+00 TO STA. N 10+00)

SCALE: 1/2"=1'-0"

REV.	DATE	BY	DESCRIPTION

STUDY AREA 7

JERSEY CITY — NEW JERSEY

Honeywell

101 COLUMBIA ROAD, MORRISTOWN, NEW JERSEY 07962

PROJECT NO. 35037

MUESER RUTLEDGE CONSULTING ENGINEERS

14 PENN PLAZA – 225 W. 34TH STREET, NEW YORK, NY 10122

PETER W. DEMING — NEW JERSEY — NO. — LICENSED PROFESSIONAL ENGINEER

N.J. PROFESSIONAL ENGINEER NO. GE 48022, JULY 28, 2010

SCALE	MADE BY	DATE	FILE NO.
GRAPHIC	B.B.	7-13-10	10210
	CH'KD BY D.W.C.	DATE 7-13-10	DRAWING NO.

NORTH WALL REVISION SECTION

1801-R

Jul 26, 2010 at 4:29pm

G:\DWGS\102\1021\Contract 6 - Closeout Report\6-1801-R.dwg

Treva

Appendix D-2: Backfill Suppliers and Sources

Honeywell

Analytical Results Summary Table
Backfill Type vs NJDEP Criteria

	AI	Test Method	1999 Soil Cleanup Criteria(RDCSCC) (mg/kg)	2008 Soil Cleanup Criteria(RDCSCC) (mg/kg)	TYPE A LOT#1 Almassi, (0-5000cyds)	TYPE A LOT#2 Almasi, (5000-10000 cyds)	TYPE A LOT#3 Almasi, (10000-15000 cyds)	TYPE A LOT#4 Almasi (15000-20000 cyds)	TYPE A LOT#5 Almasi (20000-25000 cyds)	TYPE A LOT#6 Almasi (25000-30000 cyds)
VOCs	Acetone	EPA SW-846-8260	1,000 (d)	*70,000*	ND	2.2 mg/kg	ND	0.59 mg/kg	ND	ND
	Acrylonitrile	EPA SW-846-8260	1	**0.9**	ND	ND	ND	ND	ND	ND
	Acrolein	EPA SW-846-8260	none	0.5	ND	ND	ND	ND	ND	ND
	Benzene	EPA SW-846-8260	3	**2**	ND	ND	ND	ND	ND	ND
	Bromodichloromethane (Dichlorobromomethane)	EPA SW-846-8260	11	**1**	ND	ND	ND	ND	ND	ND
	Bromoform	EPA SW-846-8260	86	**81**	ND	ND	ND	ND	ND	ND
	Bromomethane (Methyl bromide)	EPA SW-846-8260	79	**25**	ND	1.3 mg/kg	ND	ND	1.3 mg/kg	1.6 mg/kg
	2-Butanone (Methyl ethyl ketone) (MEK)	EPA SW-846-8260	1,000 (d)	*3100*	ND	ND	0.360 mg/kg	ND	ND	ND
	Carbon Disulfide	EPA SW-846-8260	none	7,800	ND	ND	ND	ND	ND	ND
	Carbon Tetrachloride	EPA SW-846-8260	2 (k)	0.6	ND	ND	ND	ND	ND	ND
	Chlorobenzene	EPA SW-846-8260	37	*510*	ND	ND	ND	ND	ND	ND
	Chloroethane	EPA SW-846-8260	none	220	ND	ND	ND	ND	ND	ND
	Chloroform	EPA SW-846-8260	19 (k)	**0.6**	ND	ND	ND	ND	ND	ND
	Chloromethane (Methyl chloride)	EPA SW-846-8260	520	**4**	ND	0.450 mg/kg	ND	ND	1.9 mg/kg	2.7 mg/kg
	1,2 Dibromoethane	EPA SW-846-8260	none	0.008	ND	ND	ND	ND	ND	ND
	1,2 Dibromo - 3 - Chloropropane	EPA SW-846-8260	none	0.08	ND	ND	ND	ND	ND	ND
	1,1-Dichloroethane	EPA SW-846-8260	570	**8**	ND	ND	ND	ND	ND	ND
	1,2-Dichloroethane	EPA SW-846-8260	6	**0.9**	ND	ND	ND	ND	ND	ND
	1,1-Dichloroethene	EPA SW-846-8260	8	*11*	ND	ND	ND	ND	ND	ND
	1,2-Dichloroethene (trans)	EPA SW-846-8260	1,000 (d)	**300**	ND	ND	ND	ND	ND	ND
	1,2-Dichloroethene (cis)	EPA SW-846-8260	79	*230*	ND	ND	ND	ND	ND	ND
	1,2-Dichloropropane	EPA SW-846-8260	10	**2**	ND	ND	ND	ND	ND	ND
	1,3-Dichloropropene (cis and trans)	EPA SW-846-8260	4	**2**	ND	ND	ND	ND	ND	ND
	Dibromochloromethane (Chlorodibromomethane)	EPA SW-846-8260	110	**3**	ND	ND	ND	ND	ND	ND
	1,2-Dichlorobenzene (o-Dichlorobenzene)	EPA SW-846-8260	5,100	*5300*	ND	ND	ND	ND	ND	ND
	1,3-Dichlorobenzene (m-Dichlorobenzene)	EPA SW-846-8260	5,100	*5300*	ND	ND	ND	ND	ND	ND
	1,4-Dichlorobenzene (p-Dichlorobenzene)	EPA SW-846-8260	570	**5**	ND	ND	ND	ND	ND	ND
	Dichlorodifluoromethane	EPA SW-846-8260	none	490	ND	ND	ND	ND	ND	ND
	Ethylbenzene	EPA SW-846-8260	1,000 (d)	*7800*	ND	ND	ND	ND	ND	ND
	Lindane (gamma BHC) (gamma HCH)	EPA SW-846-8260	0.52	**0.4**	ND	ND	ND	ND	ND	ND
	Methoxychlor	EPA SW-846-8260	280	*390*	ND	ND	ND	ND	ND	ND
	4-Methyl-2-pentanone (MIBK)	EPA SW-846-8260	1,000 (d)		ND	ND	ND	ND	ND	ND
	Methylene Chloride (Dichloromethane)	EPA SW-846-8260	49	**34**	ND	ND	ND	ND	ND	ND
	Methyl Acetate	EPA SW-846-8260	none	78,000	ND	ND	ND	ND	ND	ND
	Methyl tert-butyl Ether MTBE	EPA SW-846-8260	none	110	ND	ND	ND	ND	ND	ND
	Styrene	EPA SW-846-8260	23	*90*	ND	ND	ND	ND	ND	ND
	Tert butyl alchohol TBA	EPA SW-846-8260	none	1400	ND	ND	ND	ND	ND	ND
	1,1,1,2-Tetrachloroethane	EPA SW-846-8260	170		ND	ND	ND	ND	ND	ND
	1,1,2,2,-Tetrachloroethane	EPA SW-846-8260	34	**1**	ND	ND	ND	ND	ND	ND
	Tetrachloroethene (Tetrachloroethylene) (PCE)	EPA SW-846-8260	4 (k)	**2**	ND	ND	ND	ND	ND	ND
	Toluene	EPA SW-846-8260	1,000 (d)	*6300*	ND	ND	ND	ND	ND	ND
	1,1,1-Trichloroethane	EPA SW-846-8260	210	*290*	ND	ND	ND	ND	ND	ND
	1,1,2-Trichloroethane	EPA SW-846-8260	22	*2*	ND	ND	ND	ND	ND	ND
	Trichloroethene (Trichloroethylene) (TCE)	EPA SW-846-8260	23	**7**	ND	ND	ND	ND	ND	ND
	Trichlorofluoromethane	EPA SW-846-8260	none	23,000	ND	ND	ND	ND	ND	ND
	Vinyl chloride	EPA SW-846-8260	2	**0.7**	ND	ND	ND	ND	ND	ND
	Xylenes (Total)	EPA SW-846-8260	410	*12,000*	ND	ND	ND	ND	ND	ND
SVOCs	Acenaphthene	EPA SW-846-8270	3,400	3,400	ND	ND	ND	ND	ND	ND
	Acetophenone	EPA SW-846-8270	none	*2*	ND	ND	ND	ND	ND	ND
	Anthracene	EPA SW-846-8270	10,000 (c)	*17,000*	ND	ND	ND	ND	ND	ND
	Atrazine	EPA SW-846-8270	none	210	ND	ND	ND	ND	ND	ND
	Benzaldehyde	EPA SW-846-8270	none	6,100 mg/kg	ND	ND	ND	ND	ND	ND
	Benzidine	EPA SW-846-8270	none	0.7	ND	ND	ND	ND	ND	ND
	Benzyl Alcohol	EPA SW-846-8270	10,000 (c)		ND	ND	ND	ND	ND	ND
	Benzo(b)fluoranthene (3,4-Benzofluoranthene)	EPA SW-846-8270	0.9	**0.6**	0.190 mg/kg	ND	ND	ND	ND	ND
	Benzo(a)anthracene (1,2-Benzanthracene)	EPA SW-846-8270	0.9	**0.6**	0.160 mg/kg	ND	ND	ND	ND	ND
	Benzo(a)pyrene (BaP)	EPA SW-846-8270	0.66 (f)	**0.2**	0.130 mg/kg	ND	ND	ND	ND	ND
	Benzo(k)fluoranthene	EPA SW-846-8270	0.9	*6*	ND	ND	ND	ND	ND	ND
	Benzo(g,h,i)perylene	EPA SW-846-8270	none	380,000	ND	ND	ND	ND	ND	ND
	1,1 Biphenyl	EPA SW-846-8270	none	3,100	ND	ND	ND	ND	ND	ND
	Bis(2-Chloroethyl)ether	EPA SW-846-8270	0.66 (f)	**0.4**	ND	ND	ND	ND	ND	ND
	Bis(2-chloroisopropyl)ether	EPA SW-846-8270	2,300	**23**	ND	ND	ND	ND	ND	ND
	Bis(2-ethylhexyl) phthalate	EPA SW-846-8270	49	**35**	ND	ND	ND	ND	ND	ND
	Butylbenzyl phthalate	EPA SW-846-8270	1,100	*1200*	ND	ND	ND	ND	ND	ND
	Caproiactam	EPA SW-846-8270	none	31,000	ND	ND	ND	ND	ND	ND
	Carbazole	EPA SW-846-8270	none	24	ND	ND	ND	ND	ND	ND
	4-Chloroaniline (p-Chloroaniline)	EPA SW-846-8270	230		ND	ND	ND	ND	ND	ND
	4-Chloro-3-methyl phenol (p-Chloro-m-cresol)	EPA SW-846-8270	10,000 (C)		ND	ND	ND	ND	ND	ND
	2-Chlorophenol (o-Chlorophenol)	EPA SW-846-8270	280	*310*	ND	ND	ND	ND	ND	ND
	Chrysene	EPA SW-846-8270	9	*62*	0.15 mg/kg	ND	ND	ND	ND	ND
	Dibenz(a,h)anthracene	EPA SW-846-8270	0.66 (f)	**0.2**	ND	ND	ND	ND	ND	ND
	Di-n-butyl phthalate	EPA SW-846-8270	5,700	*6,100*	ND	ND	ND	ND	ND	ND
	Di-n-octyl phthalate	EPA SW-846-8270	1,100	*2400*	ND	ND	ND	ND	ND	ND
	3,3'-Dichlorobenzidine	EPA SW-846-8270	2	**1**	ND	ND	ND	ND	ND	ND
	2,4-Dichlorophenol	EPA SW-846-8270	170	*180*	ND	ND	ND	ND	ND	ND
	Diethyl phthalate	EPA SW-846-8270	10,000 (c)	*49,000*	ND	ND	ND	ND	ND	ND
	2,4-Dimethyl phenol	EPA SW-846-8270	1,100	*1200*	ND	ND	ND	ND	ND	ND
	Dimethyl phthalate	EPA SW-846-8270	10,000 (c)		ND	ND	ND	ND	ND	ND
	2,4-Dinitrophenol	EPA SW-846-8270	110	*120*	ND	ND	ND	ND	ND	ND
	2,6 Dinitro-2-methylphenol	EPA SW-846-8270	none	6	ND	ND	ND	ND	ND	ND
	Dinitrotoluene(2,4-/2,6-mixture)	EPA SW-846-8270	1 (l)	**0.7**	ND	ND	ND	ND	ND	ND
	Fluoranthene	EPA SW-846-8270	2,300	2300	0.34 mg/kg	ND	ND	ND	ND	ND
	Fluorene	EPA SW-846-8270	2,300	2300	ND	ND	ND	ND	ND	ND
	Hexachlorobenzene	EPA SW-846-8270	0.66 (f)	**0.3**	ND	ND	ND	ND	ND	ND
	Hexachlorobutadiene	EPA SW-846-8270	1	*6*	ND	ND	ND	ND	ND	ND
	Hexachlorocyclopentadiene	EPA SW-846-8270	400	**45**	ND	ND	ND	ND	ND	ND
	Hexachloroethane	EPA SW-846-8270	6	*35*	ND	ND	ND	ND	ND	ND
	Indeno(1,2,3-cd)pyrene	EPA SW-846-8270	0.9	*0.6*	ND	ND	ND	ND	ND	ND
	Isophorone	EPA SW-846-8270	1,100	**510**	ND	ND	ND	ND	ND	ND
	2-Methylnaphthalene	EPA SW-846-8270	none	230	ND	ND	ND	ND	ND	ND
	2-Methylphenol (o-creosol)	EPA SW-846-8270	2,800	**310**	ND	ND	ND	ND	ND	ND
	4-Methylphenol (p-creosol)	EPA SW-846-8270	2,800	**31**	ND	ND	ND	ND	ND	ND
	Naphthalene	EPA SW-846-8270	230	**6**	ND	ND	ND	ND	ND	ND
	2-Nitroaniline	EPA SW-846-8270	none	39	ND	ND	ND	ND	ND	ND
	Nitrobenzene	EPA SW-846-8270	28	*31*	ND	ND	ND	ND	ND	ND
	N-Nitrosodiphenylamine	EPA SW-846-8270	140	**99**	ND	ND	ND	ND	ND	ND
	N-Nitroso-di-n-propylamine	EPA SW-846-8270	0.66 (f)	**0.2**	ND	ND	ND	ND	ND	ND
	N-Nitrosodimethylamine	EPA SW-846-8270	none	**0.7**	ND	ND	ND	ND	ND	ND
	Pentachlorophenol	EPA SW-846-8270	6	**3**	ND	ND	ND	ND	ND	ND
	Phenanthrene	EPA SW-846-8270	none	none	ND	ND	ND	ND	ND	ND
	Phenol	EPA SW-846-8270	10,000 (c)	*18000*	ND	ND	ND	ND	ND	ND
	Pyrene	EPA SW-846-8270	1,700	1700	ND	ND	ND	ND	ND	ND
	1,2,4-Trichlorobenzene	EPA SW-846-8270	68	*73*	0.28 mg/kg	ND	ND	ND	ND	ND
	2,4,5-Trichlorophenol	EPA SW-846-8270	5,600	*6100*	ND	ND	ND	ND	ND	ND
	2,4,6-Trichlorophenol	EPA SW-846-8270	62	**19**	ND	ND	ND	ND	ND	ND
Metals	**Aluminum**	EPA SW-846-6010	none	78,000	ND	ND	ND	ND	ND	ND
	Antimony	EPA SW-846-6010	14	*31*	6.2 mg/kg	ND	ND	ND	ND	ND
	Arsenic	EPA SW-846-6010	20 (e)	**19**	6.0 mg/kg	1.91 mg/kg	3.13 mg/kg	2.44 mg/kg	1.9 mg/kg	2.0 mg/kg
	Barium	EPA SW-846-6010	700	*16,000*	15.2 mg/kg	12.0 mg/kg	20.0 mg/kg	19.0 mg/kg	14.2 mg/kg	14.1 mg/kg
	Beryllium	EPA SW-846-6010	**[1(f)] 2 (e)**	*16*	1.4 mg/kg	.378 mg/kg	0.798 mg/kg	0.692 mg/kg	1.3 mg/kg	1.3 mg/kg
	Cadmium	EPA SW-846-6010	**[1] 39**	*78*	ND	ND	0.058 mg/kg	0.073 mg/kg	ND	ND
	Cobalt	EPA SW-846-6010	none	1600	ND	ND	ND	ND	ND	ND
	Chromium - hexavalent (VI)	EPA SW-846-6010	**240; 270 (g); (i)**	**240; 270 (g); (i)**	ND	ND	ND	ND	ND	ND
	Chromium - trivalent (III)	EPA SW-846-6010	**120,000**	**120,000**	20 mg/kg	2.8 mg/kg	95.0 mg/kg	67.3 mg/kg	46.6 mg/kg	46.5 mg/kg
	Copper	EPA SW-846-6010	600 (m)	*3100*	19.2 mg/kg	13.3 mg/kg	16.0 mg/kg	16.9 mg/kg	14.3 mg/kg	14.6 mg/kg
	Lead	EPA SW-846-6010	400 (p)	400	12.6 mg/kg	7.05 mg/kg	12.1 mg/kg	13.6 mg/kg	9.0 mg/kg	8.7 mg/kg
	Manganese	EPA SW-846-6010	none	11,000	ND	ND	ND	ND	ND	ND
	Mercury	EPA SW-846-7471	14	*23*	0.026 mg/kg	0.019 mg/kg	ND	0.019 mg/kg	ND	ND
	Nickel	EPA SW-846-6010	250	*1600*	16.9 mg/kg	5.590 mg/kg	12.7 mg/kg	12.8 mg/kg	19.0 mg/kg	16.1 mg/kg
	Selenium	EPA SW-846-6010	63	*390*	1.9 mg/kg	ND	ND	ND	0.69 mg/kg	ND
	Silver	EPA SW-846-6010	110	*390*	ND	0.527 mg/kg	ND	ND	ND	ND
	Thallium	EPA SW-846-6010	2 (f)	*5*	ND	ND	ND	ND	ND	ND
	Vanadium	EPA SW-846-6010	370	**78**	43.6 mg/kg	11.2 mg/kg	53.8 mg/kg	52.1 mg/kg	43.1 mg/kg	47.0 mg/kg
	Zinc	EPA SW-846-6010	1,500 (m)	*23,000*	31.8 mg/kg	6.690 mg/kg	27.3 mg/kg	25.3 mg/kg	27.9 mg/kg	25.7 mg/kg
PCBs	PCBs (Polychlorinated biphenyls)	EPA SW-846-8087	0.49	**0.2**	ND	ND	ND	ND	ND	ND
Pesticides	**alpha - BHC**	EPA SW-846-8081	none	0.1	ND	ND	ND	ND	ND	ND
	beta - BHC	EPA SW-846-8081	none	0.4	ND	ND	ND	ND	ND	ND
	gamma - BHC	EPA SW-846-8081	0.4	0.4	ND	ND	ND	ND	ND	ND
	Aldrin	EPA SW-846-8081	0.040	0.04	ND	ND	ND	ND	ND	ND
	4,4'-DDD (p,p'-TDE)	EPA SW-846-8081	3	3	ND	ND	ND	ND	ND	ND
	4,4'-DDE (p,p'-DDX)	EPA SW-846-8081	2	2	ND	ND	ND	ND	ND	ND
	4,4'-DDT	EPA SW-846-8081	2	2	ND	ND	ND	ND	ND	ND
	Dieldrin	EPA SW-846-8081	0.042	**0.04**	ND	ND	ND	ND	ND	ND
	Endosulfan	EPA SW-846-8081	340	*470*	ND	ND	ND	ND	ND	ND
	Endosulfan II	EPA SW-846-8081	340	*470*	ND	ND	ND	ND	ND	ND
	Endrin	EPA SW-846-8081	17	*23*	ND	ND	ND	ND	ND	ND
	Heptachlor	EPA SW-846-8081	0.15	**0.1**	ND	ND	ND	ND	ND	ND
	Heptachlor Epoxide	EPA SW-846-8081	none	0.07	ND	ND	ND	ND	ND	ND
	Methoxychlor	EPA SW-846-8081	280	390	ND	ND	ND	ND	ND	ND
	alpha - chlordane	EPA SW-846-8081	none	0.2	ND	ND	ND	ND	ND	ND
	gamma - chlordane	EPA SW-846-8081	none	0.2	ND	ND	ND	ND	ND	ND
	Toxaphene	EPA SW-846-8081	0.10	*0.6*	ND	ND	ND	ND	ND	ND
General Chemistry	Cyanide	EPA SW-846-9012	1,100	*1600*	ND	ND	ND	ND	ND	ND

Analytical Results Summary Table
Backfill Type vs NJDEP Criteria

	AI	Test Method	TYPE A LOT#7 Almasi (30000-35000)	TYPE A LOT#8 Almasi (35000-40000)	TYPE A LOT#9 Almasi (40000-45000)	TYPE A LOT#1 Corbett (0-5000 cyds)	TYPE A LOT#1 Haas (0-5000 cyds)	TYPE A LOT#2 Haas (5000-10000 cyds)	TYPE A LOT#3 Haas (10000-15000 cyds)
VOCs	Acetone	EPA SW-846-8260	ND	ND	ND	ND	ND	ND	ND
	Acrylonitrile	EPA SW-846-8260	ND	ND	ND	ND	ND	ND	ND
	Acrolein	EPA SW-846-8260	ND	ND	ND	ND	ND	ND	ND
	Benzene	EPA SW-846-8260	ND	ND	ND	ND	ND	ND	ND
	Bromodichloromethane (Dichlorobromomethane)	EPA SW-846-8260	ND	ND	ND	ND	ND	ND	ND
	Bromoform	EPA SW-846-8260	ND	ND	ND	ND	ND	ND	ND
	Bromomethane (Methyl bromide)	EPA SW-846-8260	ND	ND	ND	ND	ND	ND	ND
	2-Butanone (Methyl ethyl ketone) (MEK)	EPA SW-846-8260	ND	ND	ND	ND	ND	ND	ND
	Carbon Disulfide	EPA SW-846-8260	ND	ND	ND	ND	ND	ND	ND
	Carbon Tetrachloride	EPA SW-846-8260	ND	ND	ND	ND	ND	ND	ND
	Chlorobenzene	EPA SW-846-8260	ND	ND	ND	ND	ND	ND	ND
	Chloroethane	EPA SW-846-8260	ND	ND	ND	ND	ND	ND	ND
	Chloroform	EPA SW-846-8260	ND	ND	ND	ND	ND	ND	ND
	Chloromethane (Methyl chloride)	EPA SW-846-8260	ND	ND	ND	ND	ND	ND	ND
	1,2 Dibromoethane	EPA SW-846-8260	ND	ND	ND	ND	ND	ND	ND
	1,2 Dibromo - 3 - Chloropropane	EPA SW-846-8260	ND	ND	ND	ND	ND	ND	ND
	1,1-Dichloroethane	EPA SW-846-8260	ND	ND	ND	ND	ND	ND	ND
	1,2-Dichloroethane	EPA SW-846-8260	ND	ND	ND	ND	ND	ND	ND
	1,1-Dichloroethene	EPA SW-846-8260	ND	ND	ND	ND	ND	ND	ND
	1,2-Dichloroethene (trans)	EPA SW-846-8260	ND	ND	ND	ND	ND	ND	ND
	1,2-Dichloroethene (cis)	EPA SW-846-8260	ND	ND	ND	ND	ND	ND	ND
	1,2-Dichloropropane	EPA SW-846-8260	ND	ND	ND	ND	ND	ND	ND
	1,3-Dichloropropene (cis and trans)	EPA SW-846-8260	ND	ND	ND	ND	ND	ND	ND
	Dibromochloromethane (Chlorodibromomethane)	EPA SW-846-8260	ND	ND	ND	ND	ND	ND	ND
	1,2-Dichlorobenzene (o-Dichlorobenzene)	EPA SW-846-8260	ND	ND	ND	ND	ND	ND	ND
	1,3-Dichlorobenzene (m-Dichlorobenzene)	EPA SW-846-8260	ND	ND	ND	ND	ND	ND	ND
	1,4-Dichlorobenzene (p-Dichlorobenzene)	EPA SW-846-8260	ND	ND	ND	ND	ND	ND	ND
	Dichlorodifluoromethane	EPA SW-846-8260	ND	ND	ND	ND	ND	ND	ND
	Ethylbenzene	EPA SW-846-8260	ND	ND	ND	ND	ND	ND	ND
	Lindane (gamma BHC) (gamma HCH)	EPA SW-846-8260	ND	ND	ND	ND	ND	ND	ND
	Methoxychlor	EPA SW-846-8260	ND	ND	ND	ND	ND	ND	ND
	4-Methyl-2-pentanone (MIBK)	EPA SW-846-8260	ND	ND	ND	ND	ND	ND	ND
	Methylene Chloride (Dichloromethane)	EPA SW-846-8260	ND	ND	ND	ND	ND	ND	ND
	Methyl Acetate	EPA SW-846-8260	ND	ND	ND	ND	ND	ND	ND
	Methyl tert-butyl Ether MTBE	EPA SW-846-8260	ND	ND	ND	ND	ND	ND	ND
	Styrene	EPA SW-846-8260	ND	ND	ND	ND	ND	ND	ND
	Tert butyl alchohol TBA	EPA SW-846-8260	ND	ND	ND	ND	ND	ND	ND
	1,1,1,2-Tetrachloroethane	EPA SW-846-8260	ND	ND	ND	ND	ND	ND	ND
	1,1,2,2,-Tetrachloroethane	EPA SW-846-8260	ND	ND	ND	ND	ND	ND	ND
	Tetrachloroethene (Tetrachloroethylene) (PCE)	EPA SW-846-8260	ND	ND	ND	ND	ND	ND	ND
	Toluene	EPA SW-846-8260	ND	ND	ND	ND	ND	ND	ND
	1,1,1-Trichloroethane	EPA SW-846-8260	ND	ND	ND	ND	ND	ND	ND
	1,1,2-Trichloroethane	EPA SW-846-8260	ND	ND	ND	ND	ND	ND	ND
	Trichloroethene (Trichloroethylene) (TCE)	EPA SW-846-8260	ND	ND	ND	ND	ND	ND	ND
	Trichlorofluoromethane	EPA SW-846-8260	ND	ND	ND	ND	ND	ND	ND
	Vinyl chloride	EPA SW-846-8260	ND	ND	ND	ND	ND	ND	ND
	Xylenes (Total)	EPA SW-846-8260	ND	ND	ND	ND	ND	ND	ND
SVOCs	Acenaphthene	EPA SW-846-8270	ND	ND	ND	ND	ND	ND	ND
	Acetophenone	EPA SW-846-8270	ND	ND	ND	ND	ND	ND	ND
	Anthracene	EPA SW-846-8270	ND	ND	ND	ND	ND	ND	ND
	Atrazine	EPA SW-846-8270	ND	ND	ND	ND	ND	ND	ND
	Benzaldehyde	EPA SW-846-8270	ND	ND	ND	ND	ND	ND	ND
	Benzidine	EPA SW-846-8270	ND	ND	ND	ND	ND	ND	ND
	Benzyl Alcohol	EPA SW-846-8270	ND	ND	ND	ND	ND	ND	ND
	Benzo(b)fluoranthene (3,4-Benzofluoranthene)	EPA SW-846-8270	ND	ND	ND	ND	ND	ND	ND
	Benzo(a)anthracene (1,2-Benzanthracene)	EPA SW-846-8270	ND	ND	ND	ND	ND	ND	ND
	Benzo(a)pyrene (BaP)	EPA SW-846-8270	ND	ND	ND	ND	ND	ND	ND
	Benzo(k)fluoranthene	EPA SW-846-8270	ND	ND	ND	ND	ND	ND	ND
	Benzo(g,h,i)perylene	EPA SW-846-8270	ND	ND	ND	ND	ND	ND	ND
	1,1 Biphenyl	EPA SW-846-8270	ND	ND	ND	ND	ND	ND	ND
	Bis(2-Chloroethyl)ether	EPA SW-846-8270	ND	ND	ND	ND	ND	ND	ND
	Bis(2-chloroisopropyl)ether	EPA SW-846-8270	ND	ND	ND	ND	ND	ND	ND
	Bis(2-ethylhexyl) phthalate	EPA SW-846-8270	ND	ND	ND	ND	ND	ND	ND
	Butylbenzyl phthalate	EPA SW-846-8270	ND	ND	ND	ND	ND	ND	ND
	Caproiactam	EPA SW-846-8270	ND	ND	ND	ND	ND	ND	ND
	Carbazole	EPA SW-846-8270	ND	ND	ND	ND	ND	ND	ND
	4-Chloroaniline (p-Chloroaniline)	EPA SW-846-8270	ND	ND	ND	ND	ND	ND	ND
	4-Chloro-3-methyl phenol (p-Chloro-m-cresol)	EPA SW-846-8270	ND	ND	ND	ND	ND	ND	ND
	2-Chlorophenol (o-Chlorophenol)	EPA SW-846-8270	ND	ND	ND	ND	ND	ND	ND
	Chrysene	EPA SW-846-8270	ND	ND	ND	ND	ND	0.04 mg/kg	ND
	Dibenz(a,h)anthracene	EPA SW-846-8270	ND	ND	ND	ND	ND	ND	ND
	Di-n-butyl phthalate	EPA SW-846-8270	ND	ND	ND	ND	ND	ND	ND
	Di-n-octyl phthalate	EPA SW-846-8270	ND	ND	ND	ND	ND	ND	ND
	3,3'-Dichlorobenzidine	EPA SW-846-8270	ND	ND	ND	ND	ND	ND	ND
	2,4-Dichlorophenol	EPA SW-846-8270	ND	ND	ND	ND	ND	ND	ND
	Diethyl phthalate	EPA SW-846-8270	ND	ND	ND	ND	ND	ND	ND
	2,4-Dimethyl phenol	EPA SW-846-8270	ND	ND	ND	ND	ND	ND	ND
	Dimethyl phthalate	EPA SW-846-8270	ND	ND	ND	ND	ND	ND	ND
	2,4-Dinitrophenol	EPA SW-846-8270	ND	ND	ND	ND	ND	ND	ND
	2,6 Dinitro-2-methylphenol	EPA SW-846-8270	ND	ND	ND	ND	ND	ND	ND
	Dinitrotoluene(2,4-/2,6-mixture)	EPA SW-846-8270	ND	ND	ND	ND	ND	ND	ND
	Fluoranthene	EPA SW-846-8270	ND	ND	ND	ND	ND	ND	ND
	Fluorene	EPA SW-846-8270	ND	ND	ND	ND	ND	ND	ND
	Hexachlorobenzene	EPA SW-846-8270	ND	ND	ND	ND	ND	ND	ND
	Hexachlorobutadiene	EPA SW-846-8270	ND	ND	ND	ND	ND	ND	ND
	Hexachlorocyclopentadiene	EPA SW-846-8270	ND	ND	ND	ND	ND	ND	ND
	Hexachloroethane	EPA SW-846-8270	ND	ND	ND	ND	ND	ND	ND
	Indeno(1,2,3-cd)pyrene	EPA SW-846-8270	ND	ND	ND	ND	ND	ND	ND
	Isophorone	EPA SW-846-8270	ND	ND	ND	ND	ND	ND	ND
	2-Methylnaphthalene	EPA SW-846-8270	ND	ND	ND	ND	ND	ND	ND
	2-Methylphenol (o-creosol)	EPA SW-846-8270	ND	ND	ND	ND	ND	ND	ND
	4-Methylphenol (p-creosol)	EPA SW-846-8270	ND	ND	ND	ND	ND	ND	ND
	Naphthalene	EPA SW-846-8270	ND	ND	ND	ND	ND	ND	ND
	2-Nitroaniline	EPA SW-846-8270	ND	ND	ND	ND	ND	ND	ND
	Nitrobenzene	EPA SW-846-8270	ND	ND	ND	ND	ND	ND	ND
	N-Nitrosodiphenylamine	EPA SW-846-8270	ND	ND	ND	ND	ND	ND	ND
	N-Nitroso-di-n-propylamine	EPA SW-846-8270	ND	ND	ND	ND	ND	ND	ND
	N-Nitrosodimethylamine	EPA SW-846-8270	ND	ND	ND	ND	ND	ND	ND
	Pentachlorophenol	EPA SW-846-8270	ND	ND	ND	ND	ND	ND	ND
	Phenanthrene	EPA SW-846-8270	ND	ND	ND	ND	ND	ND	ND
	Phenol	EPA SW-846-8270	ND	ND	0.036 mg/kg	ND	ND	ND	ND
	Pyrene	EPA SW-846-8270	ND	ND	ND	ND	ND	ND	ND
	1,2,4-Trichlorobenzene	EPA SW-846-8270	ND	ND	ND	ND	ND	ND	ND
	2,4,5-Trichlorophenol	EPA SW-846-8270	ND	ND	ND	ND	ND	ND	ND
	2,4,6-Trichlorophenol	EPA SW-846-8270	ND	ND	ND	ND	ND	ND	ND
Metals	**Aluminum**	EPA SW-846-6010	1740 mg/kg	6860 mg/kg	4020 mg/kg	ND	ND	5150 mg/kg	3350 mg/kg
	Antimony	EPA SW-846-6010	ND	0.44 mg/kg	ND	2.8 mg/kg	2.9 mg/kg	0.765 mg/kg	ND
	Arsenic	EPA SW-846-6010	1.63 mg/kg	0.26 mg/kg	ND	13.9 mg/kg	17.8 mg/kg	17.6 mg/kg	ND
	Barium	EPA SW-846-6010	19.7 mg/kg	33.0 mg/kg	15.6 mg/kg	40.5 mg/kg	132 mg/kg	31.8 mg/kg	44.8 mg/kg
	Beryllium	EPA SW-846-6010	0.70 mg/kg	0.54 mg/kg	0.21 mg/kg	1.4 mg/kg	0.9 mg/kg	0.940 mg/kg	0.339 mg/kg
	Cadmium	EPA SW-846-6010	0.35 mg/kg	0.98 mg/kg	0.19 mg/kg	.7 mg/kg	0.73 mg/kg	1.880 mg/kg	0.266 mg/kg
	Cobalt	EPA SW-846-6010	3.21 mg/kg	16.2 mg/kg	9.55 mg/kg	ND	ND	9.250 mg/kg	5.480 mg/kg
	Chromium - hexavalent (VI)	EPA SW-846-6010	ND	0.44 mg/kg	ND	1.4 mg/lg	1.4 mg/kg	ND	ND
	Chromium - trivalent (III)	EPA SW-846-6010	23.2 mg/kg	33.16 mg/kg	15.1 mg/kg	19.1 mg/kg	27.3 mg/kg	17.5 mg/kg	20.0 mg/kg
	Copper	EPA SW-846-6010	14.5 mg/kg	84.1 mg/kg	19.5 mg/kg	13.0 mg/kg	13.4 mg/kg	10.9 mg/kg	13.3 mg/kg
	Lead	EPA SW-846-6010	5.510 mg/kg	5.530 mg/kg	2.870 mg/kg	16.1 mg/kg	17.0 mg/kg	14.1 mg/kg	1.52 mg/kg
	Manganese	EPA SW-846-6010	18.3 mg/kg	153 mg/kg	87.6 mg/kg	ND	ND	85.7 mg/kg	282 mg/kg
	Mercury	EPA SW-846-7471	0.019 mg/kg	0.005 mg/kg	0.008 mg/kg	0.047 mg/kg	0.045 mg/kg	ND	ND
	Nickel	EPA SW-846-6010	5.47 mg/kg	31.4 mg/kg	13.8 mg/kg	17.2 mg/kg	11.8 mg/kg	11.8 mg/kg	1.920 mg/kg
	Selenium	EPA SW-846-6010	1.180 mg/kg	ND	0.42 mg/kg	2.8 mg/kg	2.9 mg/kg	0.506 mg/kg	ND
	Silver	EPA SW-846-6010	ND	ND	ND	1.4 mg/kg	1.5 mg/kg	2.790 mg/kg	ND
	Thallium	EPA SW-846-6010	ND	ND	ND	1.4 mg/kg	1.5 mg/kg	0.610 mg/kg	ND
	Vanadium	EPA SW-846-6010	33.5 mg/kg	28.5 mg/kg	13.7 mg/kg	38.2 mg/kg	32.1 mg/kg	46 mg/kg	6.180 mg/kg
	Zinc	EPA SW-846-6010	9.790 mg/kg	19.3 mg/kg	11.0 mg/kg	61.0 mg/kg	43.8 mg/kg	45.4 mg/kg	27.3 mg/kg
PCBs	PCBs (Polychlorinated biphenyls)	EPA SW-846-8087	ND	0.029 mg/kg	ND	ND	ND	ND	ND
Pesticides	**alpha - BHC**	EPA SW-846-8081	ND	ND	ND	ND	ND	ND	ND
	beta - BHC	EPA SW-846-8081	ND	ND	ND	ND	ND	ND	ND
	gamma - BHC	EPA SW-846-8081	ND	ND	ND	ND	ND	ND	ND
	Aldrin	EPA SW-846-8081	ND	ND	ND	ND	ND	ND	ND
	4,4'-DDD (p,p'-TDE)	EPA SW-846-8081	ND	ND	ND	ND	0.0021 mg/kg	ND	ND
	4,4'-DDE (p,p'-DDX)	EPA SW-846-8081	ND	ND	ND	ND	0.0052 mg/kg	ND	ND
	4,4'-DDT	EPA SW-846-8081	ND	ND	ND	0.0019 mg/kg	0.0040 mg/kg	ND	ND
	Dieldrin	EPA SW-846-8081	ND	ND	ND	ND	ND	ND	ND
	Endosulfan	EPA SW-846-8081	ND	ND	ND	ND	ND	ND	ND
	Endosulfan II	EPA SW-846-8081	ND	ND	ND	ND	ND	ND	ND
	Endrin	EPA SW-846-8081	ND	ND	ND	ND	ND	ND	ND
	Heptachlor	EPA SW-846-8081	ND	ND	ND	ND	ND	ND	ND
	Heptachlor Epoxide	EPA SW-846-8081	ND	ND	ND	ND	ND	ND	ND
	Methoxychlor	EPA SW-846-8081	ND	ND	ND	ND	ND	ND	ND
	alpha - chlordane	EPA SW-846-8081	ND	ND	ND	ND	ND	ND	ND
	gamma - chlordane	EPA SW-846-8081	ND	ND	ND	ND	ND	ND	ND
	Toxaphene	EPA SW-846-8081	ND	ND	ND	ND	ND	ND	ND
General Chemistry	Cyanide	EPA SW-846-9012	ND	ND	ND	0.32 mg/kg	0.30 mg/kg	ND	ND

Analytical Results Summary Table
Backfill Type vs NJDEP Criteria

	Analyte	Test Method	1999 Soil Cleanup Criteria(RDCSCC) (mg/kg)	Type B Lot #1 STAVOLA (0-5,000 cyds)	Type B Lot #2 STAVOLA (5,000 - 10,000 cyds)	Type B Lot #3 STAVOLA (10,000 - 15,000 cyds)	Type B Lot #4 STAVOLA (15,000 - 20,000 cyds)
VOCs	Acetone	EPA SW-846-8260	1,000 (d)	ND	0.97 mg/kg	ND	ND
	Acrylonitrile	EPA SW-846-8260	1	ND	ND	ND	ND
	Benzene	EPA SW-846-8260	3	ND	ND	ND	ND
	Bromodichloromethane (Dichlorobromomethane)	EPA SW-846-8260	11	ND	ND	ND	ND
	Bromoform	EPA SW-846-8260	86	ND	ND	ND	ND
	Bromomethane (Methyl bromide)	EPA SW-846-8260	79	ND	0.2 mg/kg	ND	ND
	2-Butanone (Methyl ethyl ketone) (MEK)	EPA SW-846-8260	1,000 (d)	ND	ND	ND	ND
	Carbon Tetrachloride	EPA SW-846-8260	2 (k)	ND	ND	ND	ND
	Chlorobenzene	EPA SW-846-8260	37	ND	ND	ND	ND
	Chloroform	EPA SW-846-8260	19 (k)	ND	ND	ND	ND
	Chloromethane (Methyl chloride)	EPA SW-846-8260	520	ND	ND	ND	ND
	1,1-Dichloroethane	EPA SW-846-8260	570	ND	ND	ND	ND
	1,2-Dichloroethane	EPA SW-846-8260	6	ND	ND	ND	ND
	1,1-Dichloroethene	EPA SW-846-8260	8	ND	ND	ND	ND
	1,2-Dichloroethene (trans)	EPA SW-846-8260	1,000 (d)	ND	ND	ND	ND
	1,2-Dichloroethene (cis)	EPA SW-846-8260	79	ND	ND	ND	ND
	1,2-Dichloropropane	EPA SW-846-8260	10	ND	ND	ND	ND
	1,3-Dichloropropene (cis and trans)	EPA SW-846-8260	4	ND	ND	ND	ND
	Dibromochloromethane (Chlorodibromomethane)	EPA SW-846-8260	110	ND	ND	ND	ND
	1,2-Dichlorobenzene (o-Dichlorobenzene)	EPA SW-846-8260	5,100	ND	ND	ND	ND
	1,3-Dichlorobenzene (m-Dichlorobenzene)	EPA SW-846-8260	5,100	ND	ND	ND	ND
	1,4-Dichlorobenzene (p-Dichlorobenzene)	EPA SW-846-8260	570	ND	ND	ND	ND
	Ethylbenzene	EPA SW-846-8260	1,000 (d)	ND	ND	ND	ND
	Lindane (gamma BHC) (gamma HCH)	EPA SW-846-8260	0.52	ND	ND	ND	ND
	Methoxychlor	EPA SW-846-8260	280	ND	ND	ND	ND
	4-Methyl-2-pentanone (MIBK)	EPA SW-846-8260	1,000 (d)	ND	ND	ND	ND
	Methylene Chloride (Dichloromethane)	EPA SW-846-8260	49	ND	ND	ND	ND
	Styrene	EPA SW-846-8260	23	ND	ND	ND	ND
	1,1,1,2-Tetrachloroethane	EPA SW-846-8260	170	ND	ND	ND	ND
	1,1,2,2,-Tetrachloroethane	EPA SW-846-8260	34	ND	ND	ND	ND
	Tetrachloroethene (Tetrachloroethylene) (PCE)	EPA SW-846-8260	4 (k)	ND	ND	ND	ND
	Toluene	EPA SW-846-8260	1,000 (d)	ND	ND	ND	ND
	1,1,1-Trichloroethane	EPA SW-846-8260	210	ND	ND	ND	ND
	1,1,2-Trichloroethane	EPA SW-846-8260	22	ND	ND	ND	ND
	Trichloroethene (Trichloroethylene) (TCE)	EPA SW-846-8260	23	ND	ND	ND	ND
	Vinyl chloride	EPA SW-846-8260	2	ND	ND	ND	ND
	Xylenes (Total)	EPA SW-846-8260	410	ND	ND	ND	ND
SVOCs	Acenaphthene	EPA SW-846-8270	3,400	ND	ND	ND	ND
	Anthracene	EPA SW-846-8270	10,000 (c)	ND	ND	ND	ND
	Benzyl Alcohol	EPA SW-846-8270	10,000 (c)	ND	ND	ND	ND
	Benzo(b)fluoranthene (3,4-Benzofluoranthene)	EPA SW-846-8270	0.9	ND	ND	ND	ND
	Benzo(a)anthracene (1,2-Benzanthracene)	EPA SW-846-8270	0.9	ND	ND	ND	ND
	Benzo(a)pyrene (BaP)	EPA SW-846-8270	0.66 (f)	ND	ND	ND	ND
	Benzo(k)fluoranthene	EPA SW-846-8270	0.9	ND	ND	ND	ND
	Bis(2-Chloroethyl)ether	EPA SW-846-8270	0.66 (f)	ND	ND	ND	ND
	Bis(2-chloroisopropyl)ether	EPA SW-846-8270	2,300	ND	ND	ND	ND
	Bis(2-ethylhexyl) phthalate	EPA SW-846-8270	49	ND	ND	ND	ND
	Butylbenzyl phthalate	EPA SW-846-8270	1,100	0.13 mg/kg	ND	ND	ND
	4-Chloroaniline (p-Chloroaniline)	EPA SW-846-8270	230	ND	ND	ND	ND
	4-Chloro-3-methyl phenol (p-Chloro-m-cresol)	EPA SW-846-8270	10,000 (C)	ND	ND	ND	ND
	2-Chlorophenol (o-Chlorophenol)	EPA SW-846-8270	280	ND	ND	ND	ND
	Chrysene	EPA SW-846-8270	9	ND	ND	ND	ND
	Dibenz(a,h)anthracene	EPA SW-846-8270	0.66 (f)	ND	ND	ND	ND
	Di-n-butyl phthalate	EPA SW-846-8270	5,700	ND	ND	ND	ND
	Di-n-octyl phthalate	EPA SW-846-8270	1,100	ND	ND	ND	ND
	3,3'-Dichlorobenzidine	EPA SW-846-8270	2	ND	ND	ND	ND
	2,4-Dichlorophenol	EPA SW-846-8270	170	ND	ND	ND	ND
	Diethyl phthalate	EPA SW-846-8270	10,000 (c)	ND	ND	ND	ND
	2,4-Dimethyl phenol	EPA SW-846-8270	1,100	ND	ND	ND	ND
	Dimethyl phthalate	EPA SW-846-8270	10,000 (c)	ND	ND	ND	ND
	2,4-Dinitrophenol	EPA SW-846-8270	110	ND	ND	ND	ND
	Dinitrotoluene(2,4-/2,6-mixture)	EPA SW-846-8270	1 (l)	ND	ND	ND	ND
	Fluotanthene	EPA SW-846-8270	2,300	ND	ND	ND	ND
	Fluorene	EPA SW-846-8270	2,300	ND	ND	ND	ND
	Hexachlorobenzene	EPA SW-846-8270	0.66 (f)	ND	ND	ND	ND
	Hexachlorobutadiene	EPA SW-846-8270	1	ND	ND	ND	ND
	Hexachlorocyclopentadiene	EPA SW-846-8270	400	ND	ND	ND	ND
	Hexachloroethane	EPA SW-846-8270	6	ND	ND	ND	ND
	Indeno(1,2,3-cd)pyrene	EPA SW-846-8270	0.9	ND	ND	ND	ND
	Isophorone	EPA SW-846-8270	1,100	ND	ND	ND	ND
	2-Methylphenol (o-creosol)	EPA SW-846-8270	2,800	ND	ND	ND	ND
	4-Methylphenol (p-creosol)	EPA SW-846-8270	2,800	ND	ND	ND	ND
	Naphthalene	EPA SW-846-8270	230	ND	ND	ND	ND
	Nitrobenzene	EPA SW-846-8270	28	ND	ND	ND	ND
	N-Nitrosodiphenylamine	EPA SW-846-8270	140	ND	ND	ND	ND
	N-Nitroso-di-n-propylamine	EPA SW-846-8270	0.66 (f)	ND	ND	ND	ND
	Pentachlorophenol	EPA SW-846-8270	6	ND	ND	ND	ND
	Phenol	EPA SW-846-8270	10,000 (c)	ND	ND	ND	ND
	Pyrene	EPA SW-846-8270	1,700	ND	ND	ND	ND
	1,2,4-Trichlorobenzene	EPA SW-846-8270	68	ND	ND	ND	ND
	2,4,5-Trichlorophenol	EPA SW-846-8270	5,600	ND	ND	ND	ND
	2,4,6-Trichlorophenol	EPA SW-846-8270	62	ND	ND	ND	ND
Metals	Antimony	EPA SW-846-6010	14	ND	ND	ND	0.607 mg/kg
	Arsenic	EPA SW-846-6010	20 (e)	3.8 mg/kg	9.1 mg/kg	1.42 mg/kg	3.42 mg/kg
	Barium	EPA SW-846-6010	700	9.1 mg/kg	6.2 mg/kg	3.150 mg/kg	3.68 mg/kg
	Beryllium	EPA SW-846-6010	**[1(f)] 2 (e)**	0.17 mg/kg	0.52 mg/kg	0.197 mg/kg	0.174 mg/kg
	Cadmium	EPA SW-846-6010	**[1] 39**	ND	ND	ND	ND
	Chromium - hexavalent (VI)	EPA SW-846-6010	**240; 270 (g); (i)**	ND	ND	ND	ND
	Chromium - trivalent (III)	EPA SW-846-6010	**120,000**	11.1 mg/kg	21.9 mg/kg	25.0 mg/kg	26.9 mg/kg
	Copper	EPA SW-846-6010	600 (m)	5 mg/kg	3.1 mg/kg	2.45 mg/kg	2.25 mg/kg
	Lead	EPA SW-846-6010	400 (p)	4.1 mg/kg	6.5 mg/kg	7.18 mg/kg	4.410 mg/kg
	Mercury	EPA SW-846-7471	14	0.011 mg/kg	0.012 mg/kg	0.006 mg/kg	0.006 mg/kg
	Nickel	EPA SW-846-6010	250	1.8 mg/kg	1.4 mg/kg	1.4 mg/kg	1.7 mg/kg
	Selenium	EPA SW-846-6010	63	1.2 mg/kg	3.1 mg/kg	ND	ND
	Silver	EPA SW-846-6010	110	0.32mg/kg	ND	0.596 mg/kg	0.599 mg/kg
	Thallium	EPA SW-846-6010	2 (f)	ND	1.3 mg/kg	ND	ND
	Vanadium	EPA SW-846-6010	370	14.7 mg/kg	28.4 mg/kg	12.4 mg/kg	12.0 mg/kg
	Zinc	EPA SW-846-6010	1,500 (m)	12.1mg/kg	15.3 mg/kg	10.2 mg/kg	8.820 mg/kg
PCBs	PCBs (Polychlorinated biphenyls)	EPA SW-846-8087	0.49	ND	ND	0.044 mg/kg	0.078 mg/kg
Pesticides	Aldrin	EPA SW-846-8081	0.040	ND	ND	ND	ND
	4,4'-DDD (p,p'-TDE)	EPA SW-846-8081	3	ND	ND	ND	ND
	4,4'-DDE (p,p'-DDX)	EPA SW-846-8081	2	ND	ND	ND	0.002 mg/kg
	4,4'-DDT	EPA SW-846-8081	2	ND	ND	ND	ND
	Dieldrin	EPA SW-846-8081	0.042	ND	ND	ND	ND
	Endosulfan	EPA SW-846-8081	340	ND	ND	ND	ND
	Endrin	EPA SW-846-8081	17	ND	ND	ND	ND
	Heptachlor	EPA SW-846-8081	0.15	ND	ND	ND	ND
	Toxaphene	EPA SW-846-8081	0.10 (k)	ND	ND	ND	ND
General Chemistry	Cyanide	EPA SW-846-9012	1,100	1.85 mg/kg	7.46 mg/kg	5.62 mg/kg	5.97 mg/kg

Analytical Results Summary Table
Backfill Type vs NJDEP Criteria

	Analyte	Test Method	Type B Lot #5 STAVOLA (20,000 - 25,000 cyds)	Type B Lot #6 STAVOLA (25,000 - 30,000 cyds)	Type B Lot #7 STAVOLA (30,000 - 35,000 cyds)	Type B Lot #8 STAVOLA (35,000 - 40,000 cyds)	Type B Lot #9 STAVOLA (40,000 - 45,000 cyds)
VOCs	Acetone	EPA SW-846-8260	0.88 mg/kg	ND	1.9 mg/kg	ND	ND
	Acrylonitrile	EPA SW-846-8260	ND	ND	ND	ND	ND
	Benzene	EPA SW-846-8260	ND	ND	ND	ND	ND
	Bromodichloromethane (Dichlorobromomethane)	EPA SW-846-8260	ND	ND	ND	ND	ND
	Bromoform	EPA SW-846-8260	ND	ND	ND	ND	ND
	Bromomethane (Methyl bromide)	EPA SW-846-8260	ND	ND	ND	0.15 mg/kg	0.15 mg/kg
	2-Butanone (Methyl ethyl ketone) (MEK)	EPA SW-846-8260	ND	ND	ND	ND	ND
	Carbon Tetrachloride	EPA SW-846-8260	ND	ND	ND	ND	ND
	Chlorobenzene	EPA SW-846-8260	ND	ND	ND	ND	ND
	Chloroform	EPA SW-846-8260	ND	ND	ND	ND	ND
	Chloromethane (Methyl chloride)	EPA SW-846-8260	ND	ND	ND	ND	ND
	1,1-Dichloroethane	EPA SW-846-8260	ND	ND	ND	ND	ND
	1,2-Dichloroethane	EPA SW-846-8260	ND	ND	ND	ND	ND
	1,1-Dichloroethene	EPA SW-846-8260	ND	ND	ND	ND	ND
	1,2-Dichloroethene (trans)	EPA SW-846-8260	ND	ND	ND	ND	ND
	1,2-Dichloroethene (cis)	EPA SW-846-8260	ND	ND	ND	ND	ND
	1,2-Dichloropropane	EPA SW-846-8260	ND	ND	ND	ND	ND
	1,3-Dichloropropene (cis and trans)	EPA SW-846-8260	ND	ND	ND	ND	ND
	Dibromochloromethane (Chlorodibromomethane)	EPA SW-846-8260	ND	ND	ND	ND	ND
	1,2-Dichlorobenzene (o-Dichlorobenzene)	EPA SW-846-8260	ND	ND	ND	ND	ND
	1,3-Dichlorobenzene (m-Dichlorobenzene)	EPA SW-846-8260	ND	ND	ND	ND	ND
	1,4-Dichlorobenzene (p-Dichlorobenzene)	EPA SW-846-8260	ND	ND	ND	ND	ND
	Ethylbenzene	EPA SW-846-8260	ND	ND	ND	ND	ND
	Lindane (gamma BHC) (gamma HCH)	EPA SW-846-8260	ND	ND	ND	ND	ND
	Methoxychlor	EPA SW-846-8260	ND	ND	ND	ND	ND
	4-Methyl-2-pentanone (MIBK)	EPA SW-846-8260	ND	ND	ND	ND	ND
	Methylene Chloride (Dichloromethane)	EPA SW-846-8260	ND	ND	ND	ND	ND
	Styrene	EPA SW-846-8260	ND	ND	ND	ND	ND
	1,1,1,2-Tetrachloroethane	EPA SW-846-8260	ND	ND	ND	ND	ND
	1,1,2,2,-Tetrachloroethane	EPA SW-846-8260	ND	ND	ND	ND	ND
	Tetrachloroethene (Tetrachloroethylene) (PCE)	EPA SW-846-8260	ND	ND	ND	ND	ND
	Toluene	EPA SW-846-8260	ND	ND	ND	ND	ND
	1,1,1-Trichloroethane	EPA SW-846-8260	ND	ND	ND	ND	ND
	1,1,2-Trichloroethane	EPA SW-846-8260	ND	ND	ND	ND	ND
	Trichloroethene (Trichloroethylene) (TCE)	EPA SW-846-8260	ND	ND	ND	ND	ND
	Vinyl chloride	EPA SW-846-8260	ND	ND	ND	ND	ND
	Xylenes (Total)	EPA SW-846-8260	ND	ND	ND	ND	ND
SVOCs	Acenaphthene	EPA SW-846-8270	ND	ND	ND	ND	ND
	Anthracene	EPA SW-846-8270	ND	ND	ND	ND	ND
	Benzyl Alcohol	EPA SW-846-8270	ND	ND	ND	ND	ND
	Benzo(b)fluoranthene (3,4-Benzofluoranthene)	EPA SW-846-8270	ND	ND	ND	ND	ND
	Benzo(a)anthracene (1,2-Benzanthracene)	EPA SW-846-8270	ND	ND	ND	ND	ND
	Benzo(a)pyrene (BaP)	EPA SW-846-8270	ND	ND	ND	ND	ND
	Benzo(k)fluoranthene	EPA SW-846-8270	ND	ND	ND	ND	ND
	Bis(2-Chloroethyl)ether	EPA SW-846-8270	ND	ND	ND	ND	ND
	Bis(2-chloroisopropyl)ether	EPA SW-846-8270	ND	ND	ND	ND	ND
	Bis(2-ethylhexyl) phthalate	EPA SW-846-8270	ND	ND	ND	ND	ND
	Butylbenzyl phthalate	EPA SW-846-8270	ND	ND	ND	ND	ND
	4-Chloroaniline (p-Chloroaniline)	EPA SW-846-8270	ND	ND	ND	ND	ND
	4-Chloro-3-methyl phenol (p-Chloro-m-cresol)	EPA SW-846-8270	ND	ND	ND	ND	ND
	2-Chlorophenol (o-Chlorophenol)	EPA SW-846-8270	ND	ND	ND	ND	ND
	Chrysene	EPA SW-846-8270	ND	ND	ND	ND	ND
	Dibenz(a,h)anthracene	EPA SW-846-8270	ND	ND	ND	ND	ND
	Di-n-butyl phthalate	EPA SW-846-8270	ND	ND	ND	ND	ND
	Di-n-octyl phthalate	EPA SW-846-8270	ND	ND	ND	ND	ND
	3,3'-Dichlorobenzidine	EPA SW-846-8270	ND	ND	ND	ND	ND
	2,4-Dichlorophenol	EPA SW-846-8270	ND	ND	ND	ND	ND
	Diethyl phthalate	EPA SW-846-8270	ND	ND	ND	ND	ND
	2,4-Dimethyl phenol	EPA SW-846-8270	ND	ND	ND	ND	ND
	Dimethyl phthalate	EPA SW-846-8270	ND	ND	ND	ND	ND
	2,4-Dinitrophenol	EPA SW-846-8270	ND	ND	ND	ND	ND
	Dinitrotoluene(2,4-/2,6-mixture)	EPA SW-846-8270	ND	ND	ND	ND	ND
	Fluotanthene	EPA SW-846-8270	0.063 mg/kg	ND	ND	ND	ND
	Fluorene	EPA SW-846-8270	ND	ND	ND	ND	ND
	Hexachlorobenzene	EPA SW-846-8270	ND	ND	ND	ND	ND
	Hexachlorobutadiene	EPA SW-846-8270	ND	ND	ND	ND	ND
	Hexachlorocyclopentadiene	EPA SW-846-8270	ND	ND	ND	ND	ND
	Hexachloroethane	EPA SW-846-8270	ND	ND	ND	ND	ND
	Indeno(1,2,3-cd)pyrene	EPA SW-846-8270	ND	ND	ND	ND	ND
	Isophorone	EPA SW-846-8270	ND	ND	ND	ND	ND
	2-Methylphenol (o-creosol)	EPA SW-846-8270	ND	ND	ND	ND	ND
	4-Methylphenol (p-creosol)	EPA SW-846-8270	ND	ND	ND	ND	ND
	Naphthalene	EPA SW-846-8270	ND	ND	ND	ND	ND
	Nitrobenzene	EPA SW-846-8270	ND	ND	ND	ND	ND
	N-Nitrosodiphenylamine	EPA SW-846-8270	ND	ND	ND	ND	ND
	N-Nitroso-di-n-propylamine	EPA SW-846-8270	ND	ND	ND	ND	ND
	Pentachlorophenol	EPA SW-846-8270	ND	ND	ND	ND	ND
	Phenol	EPA SW-846-8270	ND	ND	ND	ND	ND
	Pyrene	EPA SW-846-8270	0.087 mg/kg	0.098 mg/kg	ND	ND	ND
	1,2,4-Trichlorobenzene	EPA SW-846-8270	ND	ND	ND	ND	ND
	2,4,5-Trichlorophenol	EPA SW-846-8270	ND	ND	ND	ND	ND
	2,4,6-Trichlorophenol	EPA SW-846-8270	ND	ND	ND	ND	ND
Metals	Antimony	EPA SW-846-6010	ND		ND	ND	ND
	Arsenic	EPA SW-846-6010	6.380 mg/kg	8.050 mg/kg	11.4 mg/kg	6.42 mg/kg	8.29 mg/kg
	Barium	EPA SW-846-6010	8.130 mg/kg	7.200 mg/kg	7.49 mg/kg	5.02 mg/kg	5.38 mg/kg
	Beryllium	EPA SW-846-6010	0.365 mg/kg	0.428 mg/kg	0.708 mg/kg	0.433 mg/kg	0.436 mg/kg
	Cadmium	EPA SW-846-6010	0.041 mg/kg	0.092 mg/kg	0.157 mg/kg	ND	ND
	Chromium - hexavalent (VI)	EPA SW-846-6010	ND	ND	ND	ND	ND
	Chromium - trivalent (III)	EPA SW-846-6010	22.3 mg/kg	31.3 mg/kg	31.4 mg/kg	35.0 mg/kg	33.3 mg/kg
	Copper	EPA SW-846-6010	3.230 mg/kg	2.270 mg/kg	1.49 mg/kg	1.68 mg/kg	1.8 mg/kg
	Lead	EPA SW-846-6010	2.270 mg/kg	2.850 mg/kg	3.790 mg/kg	1.4 mg/kg	2.05 mg/kg
	Mercury	EPA SW-846-7471	0.016 mg/kg	0.011 mg/kg	0.006 mg/kg	ND	0.012 mg/kg
	Nickel	EPA SW-846-6010	3.270 mg/kg	ND	3.49 mg/kg	6.08 mg/kg	8.86 mg/kg
	Selenium	EPA SW-846-6010	0.99 mg/kg	1.080 mg/kg	0.991 mg/kg	ND	0.518 mg/kg
	Silver	EPA SW-846-6010	ND	ND	1.410 m g/kg	ND	ND
	Thallium	EPA SW-846-6010	ND	ND	ND	0.543 mg/kg	0.537 mg/kg
	Vanadium	EPA SW-846-6010	28.2 mg/kg	29.1 mg/kg	38.3 mg/kg	27.0 mg/kg	32.2 mg/kg
	Zinc	EPA SW-846-6010	13.3 mg/kg	15.5 mg/kg	19.5 mg/kg	15.8 mg/kg	22.7 mg/kg
PCBs	PCBs (Polychlorinated biphenyls)	EPA SW-846-8087	ND	ND	ND	ND	ND
Pesticides	Aldrin	EPA SW-846-8081	ND	ND	ND	ND	ND
	4,4'-DDD (p,p'-TDE)	EPA SW-846-8081	ND	ND	ND	ND	ND
	4,4'-DDE (p,p'-DDX)	EPA SW-846-8081	ND	ND	ND	ND	ND
	4,4'-DDT	EPA SW-846-8081	ND	ND	ND	ND	ND
	Dieldrin	EPA SW-846-8081	ND	ND	ND	ND	ND
	Endosulfan	EPA SW-846-8081	ND	ND	ND	ND	ND
	Endrin	EPA SW-846-8081	ND	ND	ND	ND	ND
	Heptachlor	EPA SW-846-8081	ND	ND	ND	ND	ND
	Toxaphene	EPA SW-846-8081	ND	ND	ND	ND	ND
General Chemistry	Cyanide	EPA SW-846-9012	4.020 mg/kg	3.73 mg/kg	2.38 mg/kg	0.668 mg/kg	2.02 mg/kg

Analytical Results Summary Table
Backfill Type vs NJDEP Criteria

	Analyte	Test Method	1999 Soil Cleanup Criteria(RDCSCC) (mg/kg)	2008 Soil Cleanup Criteria(RDCSCC) (mg/kg)	Type B Lot #12 Alovats (55,000 - 60,000 cyds)	Type B Lot #13 Alovats (60,000 - 65,000 cyds)	Type B Lot #14 Alovats (65,000 - 70,000 cyds)	Type B Lot #15 Alovats (70,000 - 75,000 cyds)	Type B Lot #16 Alovats (75,000 - 80,000 cyds)
VOCs	Acetone	EPA SW-846-8260	1,000 (d)	*70,000*	ND	ND	ND	ND	ND
	Acrylonitrile	EPA SW-846-8260	1	**0.9**	ND	ND	ND	ND	ND
	Acrolein	EPA SW-846-8260	none	0.5	ND	ND	ND	ND	ND
	Benzene	EPA SW-846-8260	3	**2**	ND	ND	ND	ND	ND
	Bromodichloromethane (Dichlorobromomethane)	EPA SW-846-8260	11	**1**	ND	ND	ND	ND	ND
	Bromoform	EPA SW-846-8260	86	**81**	ND	ND	ND	ND	ND
	Bromomethane (Methyl bromide)	EPA SW-846-8260	79	**25**	ND	ND	ND	ND	ND
	2-Butanone (Methyl ethyl ketone) (MEK)	EPA SW-846-8260	1,000 (d)	*3100*	ND	ND	ND	ND	ND
	Carbon Disulfide	EPA SW-846-8260	none	7,800	ND	ND	ND	ND	ND
	Carbon Tetrachloride	EPA SW-846-8260	2 (k)	0.6	ND	ND	ND	ND	ND
	Chlorobenzene	EPA SW-846-8260	37	*510*	ND	ND	ND	ND	ND
	Chloroethane	EPA SW-846-8260	none	220	ND	ND	ND	ND	ND
	Chloroform	EPA SW-846-8260	19 (k)	**0.6**	ND	ND	ND	ND	ND
	Chloromethane (Methyl chloride)	EPA SW-846-8260	520	**4**	ND	ND	ND	ND	ND
	1,2 Dibromoethane	EPA SW-846-8260	none	0.008	ND	ND	ND	ND	ND
	1,2 Dibromo - 3 - Chloropropane	EPA SW-846-8260	none	0.08	ND	ND	ND	ND	ND
	1,1-Dichloroethane	EPA SW-846-8260	570	**8**	ND	ND	ND	ND	ND
	1,2-Dichloroethane	EPA SW-846-8260	6	**0.9**	ND	ND	ND	ND	ND
	1,1-Dichloroethene	EPA SW-846-8260	8	*11*	ND	ND	ND	ND	ND
	1,2-Dichloroethene (trans)	EPA SW-846-8260	1,000 (d)	**300**	ND	ND	ND	ND	ND
	1,2-Dichloroethene (cis)	EPA SW-846-8260	79	*230*	ND	ND	ND	ND	ND
	1,2-Dichloropropane	EPA SW-846-8260	10	**2**	ND	ND	ND	ND	ND
	1,3-Dichloropropene (cis and trans)	EPA SW-846-8260	4	**2**	ND	ND	ND	ND	ND
	Dibromochloromethane (Chlorodibromomethane)	EPA SW-846-8260	110	**3**	ND	ND	ND	ND	ND
	1,2-Dichlorobenzene (o-Dichlorobenzene)	EPA SW-846-8260	5,100	*5300*	ND	ND	ND	ND	ND
	1,3-Dichlorobenzene (m-Dichlorobenzene)	EPA SW-846-8260	5,100	*5300*	ND	ND	ND	ND	ND
	1,4-Dichlorobenzene (p-Dichlorobenzene)	EPA SW-846-8260	570	**5**	ND	ND	ND	ND	ND
	Dichlorodifluoromethane	EPA SW-846-8260	none	490	ND	ND	ND	ND	ND
	Ethylbenzene	EPA SW-846-8260	1,000 (d)	*7800*	ND	ND	ND	ND	ND
	Lindane (gamma BHC) (gamma HCH)	EPA SW-846-8260	0.52	**0.4**	ND	ND	ND	ND	ND
	Methoxychlor	EPA SW-846-8260	280	*390*	ND	ND	ND	ND	ND
	4-Methyl-2-pentanone (MIBK)	EPA SW-846-8260	1,000 (d)		ND	ND	ND	ND	ND
	Methylene Chloride (Dichloromethane)	EPA SW-846-8260	49	**34**	ND	0.14 mg/kg	ND	ND	ND
	Methyl Acetate	EPA SW-846-8260	none	78,000	ND	ND	ND	ND	ND
	Methyl tert-butyl Ether MTBE	EPA SW-846-8260	none	110	ND	ND	ND	ND	ND
	Styrene	EPA SW-846-8260	23	*90*	ND	ND	ND	ND	ND
	Tert butyl alchohol TBA	EPA SW-846-8260	none	1400	ND	ND	ND	ND	ND
	1,1,1,2-Tetrachloroethane	EPA SW-846-8260	170		ND	ND	ND	ND	ND
	1,1,2,2,-Tetrachloroethane	EPA SW-846-8260	34	**1**	ND	ND	ND	ND	ND
	Tetrachloroethene (Tetrachloroethylene) (PCE)	EPA SW-846-8260	4 (k)	**2**	ND	ND	ND	ND	ND
	Toluene	EPA SW-846-8260	1,000 (d)	*6300*	ND	ND	ND	ND	ND
	1,1,1-Trichloroethane	EPA SW-846-8260	210	*290*	ND	ND	ND	ND	ND
	1,1,2-Trichloroethane	EPA SW-846-8260	22	*2*	ND	ND	ND	ND	ND
	Trichloroethene (Trichloroethylene) (TCE)	EPA SW-846-8260	23	**7**	ND	ND	ND	ND	ND
	Trichlorofluoromethane	EPA SW-846-8260	none	23,000	ND	ND	ND	ND	ND
	Vinyl chloride	EPA SW-846-8260	2	**0.7**	ND	ND	ND	ND	ND
	Xylenes (Total)	EPA SW-846-8260	410	*12,000*	ND	ND	ND	ND	ND
SVOCs	Acenaphthene	EPA SW-846-8270	3,400	3,400	ND	ND	ND	ND	ND
	Acetophenone	EPA SW-846-8270	none	2	ND	ND	ND	ND	ND
	Anthracene	EPA SW-846-8270	10,000 (c)	*17,000*	ND	ND	ND	ND	ND
	Atrazine	EPA SW-846-8270	none	210	ND	ND	ND	ND	ND
	Benzaldehyde	EPA SW-846-8270	none	6,100 mg/kg	ND	ND	ND	ND	ND
	Benzidine	EPA SW-846-8270	none	0.7	ND	ND	ND	ND	ND
	Benzyl Alcohol	EPA SW-846-8270	10,000 (c)		ND	ND	ND	ND	ND
	Benzo(b)fluoranthene (3,4-Benzofluoranthene)	EPA SW-846-8270	0.9	**0.6**	ND	ND	ND	ND	ND
	Benzo(a)anthracene (1,2-Benzanthracene)	EPA SW-846-8270	0.9	**0.6**	ND	ND	ND	ND	ND
	Benzo(a)pyrene (BaP)	EPA SW-846-8270	0.66 (f)	**0.2**	ND	ND	ND	ND	ND
	Benzo(k)fluoranthene	EPA SW-846-8270	0.9	*6*	ND	ND	ND	ND	ND
	Benzo(g,h,i)perylene	EPA SW-846-8270	none	380,000	ND	ND	ND	ND	ND
	1,1 Biphenyl	EPA SW-846-8270	none	3,100	ND	ND	ND	ND	ND
	Bis(2-Chloroethyl)ether	EPA SW-846-8270	0.66 (f)	**0.4**	ND	ND	ND	ND	ND
	Bis(2-chloroisopropyl)ether	EPA SW-846-8270	2,300	**23**	ND	ND	ND	ND	ND
	Bis(2-ethylhexyl) phthalate	EPA SW-846-8270	49	**35**	ND	ND	ND	ND	ND
	Butylbenzyl phthalate	EPA SW-846-8270	1,100	*1200*	ND	ND	ND	ND	ND
	Caproiactam	EPA SW-846-8270	none	31,000	ND	ND	ND	ND	ND
	Carbazole	EPA SW-846-8270	none	24	ND	ND	ND	ND	ND
	4-Chloroaniline (p-Chloroaniline)	EPA SW-846-8270	230		ND	ND	ND	ND	ND
	4-Chloro-3-methyl phenol (p-Chloro-m-cresol)	EPA SW-846-8270	10,000 (C)		ND	ND	ND	ND	ND
	2-Chlorophenol (o-Chlorophenol)	EPA SW-846-8270	280	*310*	ND	ND	ND	ND	ND
	Chrysene	EPA SW-846-8270	9	*62*	ND	ND	ND	ND	ND
	Dibenz(a,h)anthracene	EPA SW-846-8270	0.66 (f)	**0.2**	ND	ND	ND	ND	ND
	Di-n-butyl phthalate	EPA SW-846-8270	5,700	*6,100*	ND	ND	ND	ND	ND
	Di-n-octyl phthalate	EPA SW-846-8270	1,100	*2400*	ND	ND	ND	ND	ND
	3,3'-Dichlorobenzidine	EPA SW-846-8270	2	**1**	ND	ND	ND	ND	ND
	2,4-Dichlorophenol	EPA SW-846-8270	170	*180*	ND	ND	ND	ND	ND
	Diethyl phthalate	EPA SW-846-8270	10,000 (c)	*49,000*	ND	ND	ND	ND	ND
	2,4-Dimethyl phenol	EPA SW-846-8270	1,100	*1200*	ND	ND	ND	ND	ND
	Dimethyl phthalate	EPA SW-846-8270	10,000 (c)		ND	ND	ND	ND	ND
	2,4-Dinitrophenol	EPA SW-846-8270	110	*120*	ND	ND	ND	ND	ND
	2,6 Dinitro-2-methylphenol	EPA SW-846-8270	none	6	ND	ND	ND	ND	ND
	Dinitrotoluene(2,4-/2,6-mixture)	EPA SW-846-8270	1 (l)	**0.7**	ND	ND	ND	ND	ND
	Fluotanthene	EPA SW-846-8270	2,300	2300	ND	ND	ND	ND	ND
	Fluorene	EPA SW-846-8270	2,300	2300	ND	ND	ND	ND	ND
	Hexachlorobenzene	EPA SW-846-8270	0.66 (f)	**0.3**	ND	ND	ND	ND	ND
	Hexachlorobutadiene	EPA SW-846-8270	1	*6*	ND	ND	ND	ND	ND
	Hexachlorocyclopentadiene	EPA SW-846-8270	400	**45**	ND	ND	ND	ND	ND
	Hexachloroethane	EPA SW-846-8270	6	*35*	ND	ND	ND	ND	ND
	Indeno(1,2,3-cd)pyrene	EPA SW-846-8270	0.9	*0.6*	ND	ND	ND	ND	ND
	Isophorone	EPA SW-846-8270	1,100	**510**	ND	ND	ND	ND	ND
	2-Methylnaphthalene	EPA SW-846-8270	none	230	ND	ND	ND	ND	ND
	2-Methylphenol (o-creosol)	EPA SW-846-8270	2,800	**310**	ND	ND	ND	ND	ND
	4-Methylphenol (p-creosol)	EPA SW-846-8270	2,800	**31**	ND	ND	ND	ND	ND
	Naphthalene	EPA SW-846-8270	230	**6**	ND	ND	ND	ND	ND
	2-Nitroaniline	EPA SW-846-8270	none	39	ND	ND	ND	ND	ND
	Nitrobenzene	EPA SW-846-8270	28	*31*	ND	ND	ND	ND	ND
	N-Nitrosodiphenylamine	EPA SW-846-8270	140	**99**	ND	ND	ND	ND	ND
	N-Nitroso-di-n-propylamine	EPA SW-846-8270	0.66 (f)	**0.2**	ND	ND	ND	ND	ND
	N-Nitrosodimethylamine	EPA SW-846-8270	none	**0.7**	ND	ND	ND	ND	ND
	Pentachlorophenol	EPA SW-846-8270	6	**3**	ND	ND	ND	ND	ND
	Phenanthrene	EPA SW-846-8270	none	none	ND	ND	ND	ND	ND
	Phenol	EPA SW-846-8270	10,000 (c)	*18000*	ND	ND	ND	ND	ND
	Pyrene	EPA SW-846-8270	1,700	1700	ND	ND	ND	ND	ND
	1,2,4-Trichlorobenzene	EPA SW-846-8270	68	*73*	ND	ND	ND	ND	ND
	2,4,5-Trichlorophenol	EPA SW-846-8270	5,600	*6100*	ND	ND	ND	ND	ND
	2,4,6-Trichlorophenol	EPA SW-846-8270	62	**19**	ND	ND	ND	ND	ND
Metals	**Aluminum**	EPA SW-846-6010	none	78,000	ND	ND	ND	ND	ND
	Antimony	EPA SW-846-6010	14	*31*	ND	2.01 mg/kg	ND	ND	ND
	Arsenic	EPA SW-846-6010	20 (e)	**19**	8.14 mg/kg	6.99 mg/kg	14.4 mg/kg	8.54 mg/kg	11.8 mg/kg
	Barium	EPA SW-846-6010	700	*16,000*	10.0 mg/kg	5.06 mg/kg	6.63 mg/kg	12.5 mg/kg	12.1 mg/kg
	Beryllium	EPA SW-846-6010	**[1(f)] 2 (e)**	*16*	0.411 mg/kg	0.386 mg/kg	0.618 m/kg	0.33 mg/kg	0.490 mg/kg
	Cadmium	EPA SW-846-6010	**[1] 39**	*78*	ND	0.242 mg/kg	ND	ND	ND
	Cobalt	EPA SW-846-6010	none	1600	ND	ND	ND	ND	ND
	Chromium - hexavalent (VI)	EPA SW-846-6010	**240; 270 (g); (i)**	**240; 270 (g); (i)**	ND	ND	ND	ND	ND
	Chromium - trivalent (III)	EPA SW-846-6010	**120,000**	**120,000**	26.1 mg/kg	23.4 mg/kg	56.5 mg/kg	28.8 mg/kg	25.7 mg/kg
	Copper	EPA SW-846-6010	600 (m)	*3100*	1.72 mg/kg	2.520 mg/kg	1.71 mg/kg	2.250 mg/kg	1.180 mg/kg
	Lead	EPA SW-846-6010	400 (p)	400	3.18 mg/kg	2.310 mg/kg	3.23 mg/kg	3.710 mg/kg	2.870 mg/kg
	Manganese	EPA SW-846-6010	none	11,000	ND	ND	ND	ND	ND
	Mercury	EPA SW-846-7471	14	*23*	0.010 mg/kg	0.019 mg/kg	ND	0.015 mg/kg	0.007 mg/kg
	Nickel	EPA SW-846-6010	250	*1600*	3.89 mg/kg	1.99 mg/kg	3.9 mg/kg	4.21 mg/kg	3.780 mg/kg
	Selenium	EPA SW-846-6010	63	*390*	ND	1.49 mg/kg	ND	ND	ND
	Silver	EPA SW-846-6010	110	*390*	ND	ND	ND	ND	ND
	Thallium	EPA SW-846-6010	2 (f)	*5*	0.866 mg/kg	ND	0.63 mg/kg	1.23 mg/kg	ND
	Vanadium	EPA SW-846-6010	370	**78**	42.3 mg/kg	43.7 mg/kg	47.8 mg/kg	33.2 mg/kg	41.0 mg/kg
	Zinc	EPA SW-846-6010	1,500 (m)	*23,000*	21.9 mg/kg	14.7 mg/kg	24.0 mg/kg	24.9 mg/kg	27.0 mg/kg
PCBs	PCBs (Polychlorinated biphenyls)	EPA SW-846-8087	0.49	**0.2**	ND	ND	ND	ND	ND
Pesticides	**alpha - BHC**	EPA SW-846-8081	none	0.1	ND	ND	ND	ND	ND
	beta - BHC	EPA SW-846-8081	none	0.4	ND	ND	ND	ND	ND
	gamma - BHC	EPA SW-846-8081	0.4	0.4	ND	ND	ND	ND	ND
	Aldrin	EPA SW-846-8081	0.040	0.04	ND	ND	ND	ND	ND
	4,4'-DDD (p,p'-TDE)	EPA SW-846-8081	3	3	ND	ND	ND	ND	ND
	4,4'-DDE (p,p'-DDX)	EPA SW-846-8081	2	2	ND	ND	ND	ND	ND
	4,4'-DDT	EPA SW-846-8081	2	2	ND	ND	ND	ND	ND
	Dieldrin	EPA SW-846-8081	0.042	**0.04**	ND	ND	ND	ND	ND
	Endosulfan	EPA SW-846-8081	340	*470*	ND	ND	ND	ND	ND
	Endosulfan II	EPA SW-846-8081	340	*470*	ND	ND	ND	ND	ND
	Endrin	EPA SW-846-8081	17	*23*	ND	ND	ND	ND	ND
	Heptachlor	EPA SW-846-8081	0.15	**0.1**	ND	ND	ND	ND	ND
	Heptachlor Epoxide	EPA SW-846-8081	none	0.07	ND	ND	ND	ND	ND
	Methoxychlor	EPA SW-846-8081	280	390	ND	ND	ND	ND	ND
	alpha - chlordane	EPA SW-846-8081	none	0.2	ND	ND	ND	ND	ND
	gamma - chlordane	EPA SW-846-8081	none	0.2	ND	ND	ND	ND	ND
	Toxaphene	EPA SW-846-8081	0.10 (k)	*0.6*	ND	ND	ND	ND	ND
General Chemistry	Cyanide	EPA SW-846-9012	1,100	*1600*	1.41 mg/kg	1.6 mg/kg	2.38 mg/kg	1.6 mg/kg	2.33 mg/kg

Analytical Results Summary Table
Backfill Type vs NJDEP Criteria

	Analyte	Test Method	Type B Lot #17 Alovats (80,000 - 85,000 cyds)	Type B Lot #18 Alovats (85,000 - 90,000 cyds)	Type B Lot #19 Alovats (90,000 - 95,000 cyds)	Type B Lot #20 Alovats (95,000 - 100,000 cyds)	Type B Lot #21 Alovats (100,000 - 105,000 cyds)	Type B Lot #22 Alovats (105,000 - 110,000 cyds)	Type B Lot #23 Alovats (110,000 - 115,000 cyds)
VOCs	Acetone	EPA SW-846-8260	ND	ND	ND	ND	ND	ND	ND
	Acrylonitrile	EPA SW-846-8260	ND	ND	ND	ND	ND	ND	ND
	Acrolein	EPA SW-846-8260	ND	ND	ND	ND	ND	ND	ND
	Benzene	EPA SW-846-8260	ND	ND	ND	ND	ND	ND	ND
	Bromodichloromethane (Dichlorobromomethane)	EPA SW-846-8260	ND	ND	ND	ND	ND	ND	ND
	Bromoform	EPA SW-846-8260	ND	ND	ND	ND	ND	ND	ND
	Bromomethane (Methyl bromide)	EPA SW-846-8260	ND	ND	ND	ND	ND	ND	ND
	2-Butanone (Methyl ethyl ketone) (MEK)	EPA SW-846-8260	ND	ND	ND	ND	ND	ND	ND
	Carbon Disulfide	EPA SW-846-8260	ND	ND	ND	ND	ND	ND	ND
	Carbon Tetrachloride	EPA SW-846-8260	ND	ND	ND	ND	ND	ND	ND
	Chlorobenzene	EPA SW-846-8260	ND	ND	ND	ND	ND	ND	ND
	Chloroethane	EPA SW-846-8260	ND	ND	ND	ND	ND	ND	ND
	Chloroform	EPA SW-846-8260	ND	ND	ND	ND	ND	ND	ND
	Chloromethane (Methyl chloride)	EPA SW-846-8260	ND	ND	ND	ND	ND	ND	ND
	1,2 Dibromoethane	EPA SW-846-8260	ND	ND	ND	ND	ND	ND	ND
	1,2 Dibromo - 3 - Chloropropane	EPA SW-846-8260	ND	ND	ND	ND	ND	ND	ND
	1,1-Dichloroethane	EPA SW-846-8260	ND	ND	ND	ND	ND	ND	ND
	1,2-Dichloroethane	EPA SW-846-8260	ND	ND	ND	ND	ND	ND	ND
	1,1-Dichloroethene	EPA SW-846-8260	ND	ND	ND	ND	ND	ND	ND
	1,2-Dichloroethene (trans)	EPA SW-846-8260	ND	ND	ND	ND	ND	ND	ND
	1,2-Dichloroethene (cis)	EPA SW-846-8260	ND	ND	ND	ND	ND	ND	ND
	1,2-Dichloropropane	EPA SW-846-8260	ND	ND	ND	ND	ND	ND	ND
	1,3-Dichloropropene (cis and trans)	EPA SW-846-8260	ND	ND	ND	ND	ND	ND	ND
	Dibromochloromethane (Chlorodibromomethane)	EPA SW-846-8260	ND	ND	ND	ND	ND	ND	ND
	1,2-Dichlorobenzene (o-Dichlorobenzene)	EPA SW-846-8260	ND	ND	ND	ND	ND	ND	ND
	1,3-Dichlorobenzene (m-Dichlorobenzene)	EPA SW-846-8260	ND	ND	ND	ND	ND	ND	ND
	1,4-Dichlorobenzene (p-Dichlorobenzene)	EPA SW-846-8260	ND	ND	ND	ND	ND	ND	ND
	Dichlorodifluoromethane	EPA SW-846-8260	ND	ND	ND	ND	ND	ND	ND
	Ethylbenzene	EPA SW-846-8260	ND	ND	ND	ND	ND	ND	ND
	Lindane (gamma BHC) (gamma HCH)	EPA SW-846-8260	ND	ND	ND	ND	ND	ND	ND
	Methoxychlor	EPA SW-846-8260	ND	ND	ND	ND	ND	ND	ND
	4-Methyl-2-pentanone (MIBK)	EPA SW-846-8260	ND	ND	ND	ND	ND	ND	ND
	Methylene Chloride (Dichloromethane)	EPA SW-846-8260	ND	ND	ND	ND	ND	ND	ND
	Methyl Acetate	EPA SW-846-8260	ND	ND	ND	ND	ND	ND	ND
	Methyl tert-butyl Ether MTBE	EPA SW-846-8260	ND	ND	ND	ND	ND	ND	ND
	Styrene	EPA SW-846-8260	ND	ND	ND	ND	ND	ND	ND
	Tert butyl alchohol TBA	EPA SW-846-8260	ND	ND	ND	ND	ND	ND	ND
	1,1,1,2-Tetrachloroethane	EPA SW-846-8260	ND	ND	ND	ND	ND	ND	ND
	1,1,2,2,-Tetrachloroethane	EPA SW-846-8260	ND	ND	ND	ND	ND	ND	ND
	Tetrachloroethene (Tetrachloroethylene) (PCE)	EPA SW-846-8260	ND	ND	ND	ND	ND	ND	ND
	Toluene	EPA SW-846-8260	ND	ND	ND	ND	ND	ND	ND
	1,1,1-Trichloroethane	EPA SW-846-8260	ND	ND	ND	ND	ND	ND	ND
	1,1,2-Trichloroethane	EPA SW-846-8260	ND	ND	ND	ND	ND	ND	ND
	Trichloroethene (Trichloroethylene) (TCE)	EPA SW-846-8260	ND	ND	ND	ND	ND	ND	ND
	Trichlorofluoromethane	EPA SW-846-8260	ND	ND	ND	ND	ND	ND	ND
	Vinyl chloride	EPA SW-846-8260	ND	ND	ND	ND	ND	ND	ND
	Xylenes (Total)	EPA SW-846-8260	ND	ND	ND	ND	ND	ND	ND
SVOCs	Acenaphthene	EPA SW-846-8270	ND	ND	ND	ND	ND	ND	ND
	Acetophenone	EPA SW-846-8270	ND	ND	ND	ND	ND	ND	ND
	Anthracene	EPA SW-846-8270	ND	ND	ND	ND	ND	ND	ND
	Atrazine	EPA SW-846-8270	ND	ND	ND	ND	ND	ND	ND
	Benzaldehyde	EPA SW-846-8270	ND	ND	ND	ND	ND	ND	ND
	Benzidine	EPA SW-846-8270	ND	ND	ND	ND	ND	ND	ND
	Benzyl Alcohol	EPA SW-846-8270	ND	ND	ND	ND	ND	ND	ND
	Benzo(b)fluoranthene (3,4-Benzofluoranthene)	EPA SW-846-8270	ND	ND	ND	ND	ND	ND	ND
	Benzo(a)anthracene (1,2-Benzanthracene)	EPA SW-846-8270	ND	ND	ND	ND	ND	ND	ND
	Benzo(a)pyrene (BaP)	EPA SW-846-8270	ND	ND	ND	ND	ND	ND	ND
	Benzo(k)fluoranthene	EPA SW-846-8270	ND	ND	ND	ND	ND	ND	ND
	Benzo(g,h,i)perylene	EPA SW-846-8270	ND	ND	ND	ND	ND	ND	ND
	1,1 Biphenyl	EPA SW-846-8270	ND	ND	ND	ND	ND	ND	ND
	Bis(2-Chloroethyl)ether	EPA SW-846-8270	ND	ND	ND	ND	ND	ND	ND
	Bis(2-chloroisopropyl)ether	EPA SW-846-8270	ND	ND	ND	ND	ND	ND	ND
	Bis(2-ethylhexyl) phthalate	EPA SW-846-8270	ND	ND	ND	ND	ND	ND	ND
	Butylbenzyl phthalate	EPA SW-846-8270	ND	ND	ND	ND	0.22 mg/kg	0.009 mg/kg	ND
	Caproiactam	EPA SW-846-8270	ND	ND	ND	ND	ND	ND	ND
	Carbazole	EPA SW-846-8270	ND	ND	ND	ND	ND	ND	ND
	4-Chloroaniline (p-Chloroaniline)	EPA SW-846-8270	ND	ND	ND	ND	ND	ND	ND
	4-Chloro-3-methyl phenol (p-Chloro-m-cresol)	EPA SW-846-8270	ND	ND	ND	ND	ND	ND	ND
	2-Chlorophenol (o-Chlorophenol)	EPA SW-846-8270	ND	ND	ND	ND	ND	ND	ND
	Chrysene	EPA SW-846-8270	ND	ND	ND	ND	ND	ND	ND
	Dibenz(a,h)anthracene	EPA SW-846-8270	ND	ND	ND	ND	ND	ND	ND
	Di-n-butyl phthalate	EPA SW-846-8270	ND	ND	ND	ND	ND	ND	ND
	Di-n-octyl phthalate	EPA SW-846-8270	ND	ND	ND	ND	ND	ND	ND
	3,3'-Dichlorobenzidine	EPA SW-846-8270	ND	ND	ND	ND	ND	ND	ND
	2,4-Dichlorophenol	EPA SW-846-8270	ND	ND	ND	ND	ND	ND	ND
	Diethyl phthalate	EPA SW-846-8270	ND	ND	ND	ND	ND	ND	ND
	2,4-Dimethyl phenol	EPA SW-846-8270	ND	ND	ND	ND	ND	ND	ND
	Dimethyl phthalate	EPA SW-846-8270	ND	ND	ND	ND	ND	ND	ND
	2,4-Dinitrophenol	EPA SW-846-8270	ND	ND	ND	ND	ND	ND	ND
	2,6 Dinitro-2-methylphenol	EPA SW-846-8270	ND	ND	ND	ND	ND	ND	ND
	Dinitrotoluene(2,4-/2,6-mixture)	EPA SW-846-8270	ND	ND	ND	ND	ND	ND	ND
	Fluotanthene	EPA SW-846-8270	ND	ND	ND	ND	ND	ND	ND
	Fluorene	EPA SW-846-8270	ND	ND	ND	ND	ND	ND	ND
	Hexachlorobenzene	EPA SW-846-8270	ND	ND	ND	ND	ND	ND	ND
	Hexachlorobutadiene	EPA SW-846-8270	ND	ND	ND	ND	ND	ND	ND
	Hexachlorocyclopentadiene	EPA SW-846-8270	ND	ND	ND	ND	ND	ND	ND
	Hexachloroethane	EPA SW-846-8270	ND	ND	ND	ND	ND	ND	ND
	Indeno(1,2,3-cd)pyrene	EPA SW-846-8270	ND	ND	ND	ND	ND	ND	ND
	Isophorone	EPA SW-846-8270	ND	ND	ND	ND	ND	ND	ND
	2-Methylnaphthalene	EPA SW-846-8270	ND	ND	ND	ND	ND	ND	ND
	2-Methylphenol (o-creosol)	EPA SW-846-8270	ND	ND	ND	ND	ND	ND	ND
	4-Methylphenol (p-creosol)	EPA SW-846-8270	ND	ND	ND	ND	ND	ND	ND
	Naphthalene	EPA SW-846-8270	ND	ND	ND	ND	ND	ND	ND
	2-Nitroaniline	EPA SW-846-8270	ND	ND	ND	ND	ND	ND	ND
	Nitrobenzene	EPA SW-846-8270	ND	ND	ND	ND	ND	ND	ND
	N-Nitrosodiphenylamine	EPA SW-846-8270	ND	ND	ND	ND	ND	ND	ND
	N-Nitroso-di-n-propylamine	EPA SW-846-8270	ND	ND	ND	ND	ND	ND	ND
	N-Nitrosodimethylamine	EPA SW-846-8270	ND	ND	ND	ND	ND	ND	ND
	Pentachlorophenol	EPA SW-846-8270	ND	ND	ND	ND	ND	ND	ND
	Phenanthrene	EPA SW-846-8270	ND	ND	ND	ND	ND	ND	ND
	Phenol	EPA SW-846-8270	ND	ND	ND	ND	ND	ND	ND
	Pyrene	EPA SW-846-8270	ND	ND	ND	ND	ND	ND	ND
	1,2,4-Trichlorobenzene	EPA SW-846-8270	ND	ND	ND	ND	ND	ND	ND
	2,4,5-Trichlorophenol	EPA SW-846-8270	ND	ND	ND	ND	ND	ND	ND
	2,4,6-Trichlorophenol	EPA SW-846-8270	ND	ND	ND	ND	ND	ND	ND
Metals	**Aluminum**	EPA SW-846-6010	ND	ND	ND	ND	ND	ND	ND
	Antimony	EPA SW-846-6010	ND	ND	ND	ND	8.44 mg/kg	13.9 mg/kg	7.22 mg/kg
	Arsenic	EPA SW-846-6010	5.15 mg/kg	5.210 mg\kg	8.45 mg/kg	4.230 mg/kg	3.22 mg/kg	2.460 mg/kg	1.970 mg/kg
	Barium	EPA SW-846-6010	8.30 mg/kg	7.520 mg/kg	10.9 mg/kg	9.510 mg/kg	38.5 mg/kg	57.4 mg/kg	32.3 mg/kg
	Beryllium	EPA SW-846-6010	0.287 mg/kg	0.415 mg/kg	0.567 mg/kg	0.565 mg/kg	0.398 mg/kg	0.386 mg/kg	0.366 mg/kg
	Cadmium	EPA SW-846-6010	ND	0.560 mg/kg	0.943 mg/kg	0.807 mg/kg	ND	ND	ND
	Cobalt	EPA SW-846-6010	ND	ND	ND	ND	ND	ND	ND
	Chromium - hexavalent (VI)	EPA SW-846-6010	ND	ND	ND	ND	ND	ND	2.850 mg/kg
	Chromium - trivalent (III)	EPA SW-846-6010	19.3 mg/kg	22.5 mg/kg	18.3 mg/kg	17.1 mg/kg	14 mg/kg	12.5 mg/kg	10.3 mg/kg
	Copper	EPA SW-846-6010	1.730 mg/kg	3.950 mg/kg	5.130 mg/kg	3.50 mg/kg	3.270 mg/kg	3.370 mg/kg	2.830 mg/kg
	Lead	EPA SW-846-6010	1.970 mg/kg	2.240 mg/kg	3.230 mg/kg	2.60 mg/kg	4.590 mg/kg	6.06 mg/kg	4.150 mg/kg
	Manganese	EPA SW-846-6010	ND	ND	ND	ND	ND	ND	ND
	Mercury	EPA SW-846-7471	ND	ND	ND	ND	0.006 mg/kg	ND	0.009 mg/kg
	Nickel	EPA SW-846-6010	3.52 mg/kg	3.080 mg/kg	3.180 mg/kg	2.970 mg/kg	9.22 mg/kg	11.5 mg/kg	8.450 mg/kg
	Selenium	EPA SW-846-6010	ND	0.493 mg/kg	0.597 mg/kg	0.593 mg/kg	ND	ND	ND
	Silver	EPA SW-846-6010	0.212 mg/kg	1.080 mg/kg	1.560 mg/kg	1.230 mg/kg	ND	ND	ND
	Thallium	EPA SW-846-6010	0.873 mg/kg	ND	ND	ND	ND	ND	ND
	Vanadium	EPA SW-846-6010	27.5 mg/kg	30.0 mg/kg	41.4 mg/kg	31.0 mg/kg	16.5 mg/kg	16.3 mg/kg	16.5 mg/kg
	Zinc	EPA SW-846-6010	16.5 mg/kg	17.4 mg/kg	22.8 mg/kg	21.0 mg/kg	13.7 mg/kg	14.8 mg/kg	12.7 mg/kg
PCBs	PCBs (Polychlorinated biphenyls)	EPA SW-846-8087	ND	ND	ND	ND	ND	ND	ND
Pesticides	**alpha - BHC**	EPA SW-846-8081	ND	ND	ND	ND	ND	ND	ND
	beta - BHC	EPA SW-846-8081	ND	ND	ND	ND	ND	ND	ND
	gamma - BHC	EPA SW-846-8081	ND	ND	ND	ND	ND	ND	ND
	Aldrin	EPA SW-846-8081	ND	ND	ND	ND	ND	ND	ND
	4,4'-DDD (p,p'-TDE)	EPA SW-846-8081	ND	ND	ND	ND	ND	ND	ND
	4,4'-DDE (p,p'-DDX)	EPA SW-846-8081	ND	ND	ND	ND	ND	ND	ND
	4,4'-DDT	EPA SW-846-8081	ND	ND	ND	ND	ND	ND	ND
	Dieldrin	EPA SW-846-8081	ND	ND	ND	ND	ND	ND	ND
	Endosulfan	EPA SW-846-8081	ND	ND	ND	ND	ND	ND	ND
	Endosulfan II	EPA SW-846-8081	ND	ND	ND	ND	ND	ND	ND
	Endrin	EPA SW-846-8081	ND	ND	ND	ND	ND	ND	ND
	Heptachlor	EPA SW-846-8081	ND	ND	ND	ND	ND	ND	ND
	Heptachlor Epoxide	EPA SW-846-8081	ND	ND	ND	ND	ND	ND	ND
	Methoxychlor	EPA SW-846-8081	ND	ND	ND	ND	ND	ND	ND
	alpha - chlordane	EPA SW-846-8081	ND	ND	ND	ND	ND	ND	ND
	gamma - chlordane	EPA SW-846-8081	ND	ND	ND	ND	ND	ND	ND
	Toxaphene	EPA SW-846-8081	ND	ND	ND	ND	ND	ND	ND
General Chemistry	Cyanide	EPA SW-846-9012	1.740 mg/kg	0.878 mg/kg	1.90 mg/kg	2.55 mg/kg	ND	0749 mg/kg	ND

Analytical Results Summary Table
Backfill Type vs NJDEP Criteria

	Analyte	Test Method	Type B Lot #24 Alovats (115,000 - 120,000 cyds)	Type B Lot #25 Alovats (120,000 - 125,000 cyds)	Type B Lot #26 Alovats (125,000 - 130,000 cyds)	Type B Lot #27 Alovats (130,000 - 135,000 cyds)	Type B Lot #28 Alovats (135,000 - 140,000 cyds)	Type B Lot #29 Alovats (140,000 - 145,000 cyds)	Type B Lot #30 Alovats (145,000 - 150,000 cyds)
VOCs	Acetone	EPA SW-846-8260	ND	ND	ND	ND	ND	ND	ND
	Acrylonitrile	EPA SW-846-8260	ND	ND	ND	ND	ND	ND	ND
	Acrolein	EPA SW-846-8260	ND	ND	ND	ND	ND	ND	ND
	Benzene	EPA SW-846-8260	ND	ND	ND	ND	ND	ND	ND
	Bromodichloromethane (Dichlorobromomethane)	EPA SW-846-8260	ND	ND	ND	ND	ND	ND	ND
	Bromoform	EPA SW-846-8260	ND	ND	ND	ND	ND	ND	ND
	Bromomethane (Methyl bromide)	EPA SW-846-8260	ND	ND	ND	ND	ND	ND	ND
	2-Butanone (Methyl ethyl ketone) (MEK)	EPA SW-846-8260	ND	ND	ND	ND	ND	ND	ND
	Carbon Disulfide	EPA SW-846-8260	ND	ND	ND	ND	ND	ND	ND
	Carbon Tetrachloride	EPA SW-846-8260	ND	ND	ND	ND	ND	ND	ND
	Chlorobenzene	EPA SW-846-8260	ND	ND	ND	ND	ND	ND	ND
	Chloroethane	EPA SW-846-8260	ND	ND	ND	ND	ND	ND	ND
	Chloroform	EPA SW-846-8260	ND	ND	ND	ND	ND	ND	ND
	Chloromethane (Methyl chloride)	EPA SW-846-8260	ND	ND	ND	ND	ND	ND	ND
	1,2 Dibromoethane	EPA SW-846-8260	ND	ND	ND	ND	ND	ND	ND
	1,2 Dibromo - 3 - Chloropropane	EPA SW-846-8260	ND	ND	ND	ND	ND	ND	ND
	1,1-Dichloroethane	EPA SW-846-8260	ND	ND	ND	ND	ND	ND	ND
	1,2-Dichloroethane	EPA SW-846-8260	ND	ND	ND	ND	ND	ND	ND
	1,1-Dichloroethene	EPA SW-846-8260	ND	ND	ND	ND	ND	ND	ND
	1,2-Dichloroethene (trans)	EPA SW-846-8260	ND	ND	ND	ND	ND	ND	ND
	1,2-Dichloroethene (cis)	EPA SW-846-8260	ND	ND	ND	ND	ND	ND	ND
	1,2-Dichloropropane	EPA SW-846-8260	ND	ND	ND	ND	ND	ND	ND
	1,3-Dichloropropene (cis and trans)	EPA SW-846-8260	ND	ND	ND	ND	ND	ND	ND
	Dibromochloromethane (Chlorodibromomethane)	EPA SW-846-8260	ND	ND	ND	ND	ND	ND	ND
	1,2-Dichlorobenzene (o-Dichlorobenzene)	EPA SW-846-8260	ND	ND	ND	ND	ND	ND	ND
	1,3-Dichlorobenzene (m-Dichlorobenzene)	EPA SW-846-8260	ND	ND	ND	ND	ND	ND	ND
	1,4-Dichlorobenzene (p-Dichlorobenzene)	EPA SW-846-8260	ND	ND	ND	ND	ND	ND	ND
	Dichlorodifluoromethane	EPA SW-846-8260	ND	ND	ND	ND	ND	ND	ND
	Ethylbenzene	EPA SW-846-8260	ND	ND	ND	ND	ND	ND	ND
	Lindane (gamma BHC) (gamma HCH)	EPA SW-846-8260	ND	ND	ND	ND	ND	ND	ND
	Methoxychlor	EPA SW-846-8260	ND	ND	ND	ND	ND	ND	ND
	4-Methyl-2-pentanone (MIBK)	EPA SW-846-8260	ND	ND	ND	ND	ND	ND	ND
	Methylene Chloride (Dichloromethane)	EPA SW-846-8260	ND	ND	ND	ND	ND	ND	ND
	Methyl Acetate	EPA SW-846-8260	ND	ND	ND	ND	ND	ND	ND
	Methyl tert-butyl Ether MTBE	EPA SW-846-8260	ND	ND	ND	ND	ND	ND	ND
	Styrene	EPA SW-846-8260	ND	ND	ND	ND	ND	ND	ND
	Tert butyl alchohol TBA	EPA SW-846-8260	ND	ND	ND	ND	ND	ND	ND
	1,1,1,2-Tetrachloroethane	EPA SW-846-8260	ND	ND	ND	ND	ND	ND	ND
	1,1,2,2,-Tetrachloroethane	EPA SW-846-8260	ND	ND	ND	ND	ND	ND	ND
	Tetrachloroethene (Tetrachloroethylene) (PCE)	EPA SW-846-8260	ND	ND	ND	ND	ND	ND	ND
	Toluene	EPA SW-846-8260	ND	ND	ND	ND	ND	ND	ND
	1,1,1-Trichloroethane	EPA SW-846-8260	ND	ND	ND	ND	ND	ND	ND
	1,1,2-Trichloroethane	EPA SW-846-8260	ND	ND	ND	ND	ND	ND	ND
	Trichloroethene (Trichloroethylene) (TCE)	EPA SW-846-8260	ND	ND	ND	ND	ND	ND	ND
	Trichlorofluoromethane	EPA SW-846-8260	ND	ND	ND	ND	ND	ND	ND
	Vinyl chloride	EPA SW-846-8260	ND	ND	ND	ND	ND	ND	ND
	Xylenes (Total)	EPA SW-846-8260	ND	ND	ND	ND	ND	ND	ND
SVOCs	Acenaphthene	EPA SW-846-8270	ND	ND	ND	ND	ND	ND	ND
	Acetophenone	EPA SW-846-8270	ND	ND	ND	ND	ND	ND	ND
	Anthracene	EPA SW-846-8270	ND	ND	ND	ND	ND	ND	ND
	Atrazine	EPA SW-846-8270	ND	ND	ND	ND	ND	ND	ND
	Benzaldehyde	EPA SW-846-8270	ND	ND	ND	ND	ND	ND	ND
	Benzidine	EPA SW-846-8270	ND	ND	ND	ND	ND	ND	ND
	Benzyl Alcohol	EPA SW-846-8270	ND	ND	ND	ND	ND	ND	ND
	Benzo(b)fluoranthene (3,4-Benzofluoranthene)	EPA SW-846-8270	ND	ND	ND	ND	ND	ND	ND
	Benzo(a)anthracene (1,2-Benzanthracene)	EPA SW-846-8270	ND	ND	ND	ND	ND	ND	ND
	Benzo(a)pyrene (BaP)	EPA SW-846-8270	ND	ND	ND	ND	ND	ND	ND
	Benzo(k)fluoranthene	EPA SW-846-8270	ND	ND	ND	ND	ND	ND	ND
	Benzo(g,h,i)perylene	EPA SW-846-8270	ND	ND	ND	ND	ND	ND	ND
	1,1 Biphenyl	EPA SW-846-8270	ND	ND	ND	ND	ND	ND	ND
	Bis(2-Chloroethyl)ether	EPA SW-846-8270	ND	ND	ND	ND	ND	ND	ND
	Bis(2-chloroisopropyl)ether	EPA SW-846-8270	ND	ND	ND	ND	ND	ND	ND
	Bis(2-ethylhexyl) phthalate	EPA SW-846-8270	ND	ND	ND	ND	ND	ND	ND
	Butylbenzyl phthalate	EPA SW-846-8270	ND	ND	ND	ND	ND	ND	ND
	Caproiactam	EPA SW-846-8270	ND	ND	ND	ND	ND	ND	ND
	Carbazole	EPA SW-846-8270	ND	ND	ND	ND	ND	ND	ND
	4-Chloroaniline (p-Chloroaniline)	EPA SW-846-8270	ND	ND	ND	ND	ND	ND	ND
	4-Chloro-3-methyl phenol (p-Chloro-m-cresol)	EPA SW-846-8270	ND	ND	ND	ND	ND	ND	ND
	2-Chlorophenol (o-Chlorophenol)	EPA SW-846-8270	ND	ND	ND	ND	ND	ND	ND
	Chrysene	EPA SW-846-8270	ND	ND	ND	ND	ND	ND	ND
	Dibenz(a,h)anthracene	EPA SW-846-8270	ND	ND	ND	ND	ND	ND	ND
	Di-n-butyl phthalate	EPA SW-846-8270	ND	ND	ND	ND	ND	ND	ND
	Di-n-octyl phthalate	EPA SW-846-8270	ND	ND	ND	ND	ND	ND	ND
	3,3'-Dichlorobenzidine	EPA SW-846-8270	ND	ND	ND	ND	ND	ND	ND
	2,4-Dichlorophenol	EPA SW-846-8270	ND	ND	ND	ND	ND	ND	ND
	Diethyl phthalate	EPA SW-846-8270	ND	ND	ND	ND	ND	ND	ND
	2,4-Dimethyl phenol	EPA SW-846-8270	ND	ND	ND	ND	ND	ND	ND
	Dimethyl phthalate	EPA SW-846-8270	ND	ND	ND	ND	ND	ND	ND
	2,4-Dinitrophenol	EPA SW-846-8270	ND	ND	ND	ND	ND	ND	ND
	2,6 Dinitro-2-methylphenol	EPA SW-846-8270	ND	ND	ND	ND	ND	ND	ND
	Dinitrotoluene(2,4-/2,6-mixture)	EPA SW-846-8270	ND	ND	ND	ND	ND	ND	ND
	Fluotanthene	EPA SW-846-8270	ND	ND	ND	ND	ND	ND	ND
	Fluorene	EPA SW-846-8270	ND	ND	ND	ND	ND	ND	ND
	Hexachlorobenzene	EPA SW-846-8270	ND	ND	ND	ND	ND	ND	ND
	Hexachlorobutadiene	EPA SW-846-8270	ND	ND	ND	ND	ND	ND	ND
	Hexachlorocyclopentadiene	EPA SW-846-8270	ND	ND	ND	ND	ND	ND	ND
	Hexachloroethane	EPA SW-846-8270	ND	ND	ND	ND	ND	ND	ND
	Indeno(1,2,3-cd)pyrene	EPA SW-846-8270	ND	ND	ND	ND	ND	ND	ND
	Isophorone	EPA SW-846-8270	ND	ND	ND	ND	ND	ND	ND
	2-Methylnaphthalene	EPA SW-846-8270	ND	ND	ND	ND	ND	ND	ND
	2-Methylphenol (o-creosol)	EPA SW-846-8270	ND	ND	ND	ND	ND	ND	ND
	4-Methylphenol (p-creosol)	EPA SW-846-8270	ND	ND	ND	ND	ND	ND	ND
	Naphthalene	EPA SW-846-8270	ND	ND	0.11 mg/kg	ND	ND	ND	ND
	2-Nitroaniline	EPA SW-846-8270	ND	ND	ND	ND	ND	ND	ND
	Nitrobenzene	EPA SW-846-8270	ND	ND	ND	ND	ND	ND	ND
	N-Nitrosodiphenylamine	EPA SW-846-8270	ND	ND	ND	ND	ND	ND	ND
	N-Nitroso-di-n-propylamine	EPA SW-846-8270	ND	ND	ND	ND	ND	ND	ND
	N-Nitrosodimethylamine	EPA SW-846-8270	ND	ND	ND	ND	ND	ND	ND
	Pentachlorophenol	EPA SW-846-8270	ND	ND	ND	ND	ND	ND	ND
	Phenanthrene	EPA SW-846-8270	ND	ND	ND	ND	ND	ND	ND
	Phenol	EPA SW-846-8270	ND	ND	ND	ND	ND	ND	ND
	Pyrene	EPA SW-846-8270	ND	ND	ND	ND	ND	ND	ND
	1,2,4-Trichlorobenzene	EPA SW-846-8270	ND	ND	ND	ND	ND	ND	ND
	2,4,5-Trichlorophenol	EPA SW-846-8270	ND	ND	ND	ND	ND	ND	ND
	2,4,6-Trichlorophenol	EPA SW-846-8270	ND	ND	ND	ND	ND	ND	ND
Metals	**Aluminum**	EPA SW-846-6010	ND	ND	ND	ND	ND	ND	ND
	Antimony	EPA SW-846-6010	ND	ND	ND	ND	ND	ND	ND
	Arsenic	EPA SW-846-6010	6.460 mg/kg	7.890 mg/kg	5.86 mg/kg	6.10 mg/kg	5.530 mg/kg	10.3 mg/kg	4.470 mg/kg
	Barium	EPA SW-846-6010	11.5 mg/kg	69.5 mg/kg	9.54 mg/kg	21.1 mg/kg	9.240 mg/kg	7.710 mg/kg	8.340 mg/kg
	Beryllium	EPA SW-846-6010	0.565 mg/kg	0.782 mg/kg	0.466 mg/kg	0.581 mg/kg	0.529 mg/kg	0.428 mg/kg	0.348 mg/kg
	Cadmium	EPA SW-846-6010	1.30 mg/kg	1.240 mg/kg	0.729 mg/kg	0.797 mg/kg	0.750 mg/kg	0.750 mg/kg	0.572 mg/kg
	Cobalt	EPA SW-846-6010	ND	ND	ND	ND	ND	ND	ND
	Chromium - hexavalent (VI)	EPA SW-846-6010	ND	0.890 mg/kg	ND	ND	ND	ND	ND
	Chromium - trivalent (III)	EPA SW-846-6010	33.8 mg/kg	17.1 mg/kg	25.9 mg/kg	23.4 mg/kg	23.4 mg/kg	24.9 mg/kg	19.6 mg/kg
	Copper	EPA SW-846-6010	3.980 mg/kg	4.780 mg/kg	3.250 mg/kg	2.810 mg/kg	2.690 mg/kg	4.4 mg/kg	3.730 mg/kg
	Lead	EPA SW-846-6010	3.60 mg/kg	3.850 mg/kg	2.810 mg/kg	5.910 mg/kg	2.310 mg/kg	2.22 mg/kg	2.40 mg/kg
	Manganese	EPA SW-846-6010	ND	ND	ND	ND	ND	ND	ND
	Mercury	EPA SW-846-7471	0.007 mg/kg	0.007 mg/kg	0.010 mg/kg	ND	0.004 mg/kg	0.006 mg/kg	ND
	Nickel	EPA SW-846-6010	2.270 mg/kg	15.3 mg/kg	2.490 mg/kg	2.980 mg/kg	2.060 mg/kg	2.310 mg/kg	2.160 mg/kg
	Selenium	EPA SW-846-6010	ND	0.669 mg/kg	0.399 mg/kg	ND	ND	0.313 mg/kg	0.318 mg/kg
	Silver	EPA SW-846-6010	ND	1.670 mg/kg	ND	ND	ND	ND	ND
	Thallium	EPA SW-846-6010	ND	ND	ND	ND	ND	ND	ND
	Vanadium	EPA SW-846-6010	32.2 mg/kg	24.0 mg/kg	27.4 mg/kg	26.8 mg/kg	28.1 mg/kg	31.6 mg/kg	24.1 mg/kg
	Zinc	EPA SW-846-6010	19.0 mg/kg	27.0 mg/kg	15.3 mg/kg	18.9 mg/kg	17.5 mg/kg	18.4 mg/kg	12.3 mg/kg
PCBs	PCBs (Polychlorinated biphenyls)	EPA SW-846-8087	ND	ND	ND	ND	ND	ND	ND
Pesticides	**alpha - BHC**	EPA SW-846-8081	ND	ND	ND	ND	ND	ND	ND
	beta - BHC	EPA SW-846-8081	ND	ND	ND	ND	ND	ND	ND
	gamma - BHC	EPA SW-846-8081	ND	ND	ND	ND	ND	ND	ND
	Aldrin	EPA SW-846-8081	ND	ND	ND	ND	ND	ND	ND
	4,4'-DDD (p,p'-TDE)	EPA SW-846-8081	ND	ND	ND	ND	ND	ND	ND
	4,4'-DDE (p,p'-DDX)	EPA SW-846-8081	ND	ND	ND	ND	ND	ND	ND
	4,4'-DDT	EPA SW-846-8081	ND	ND	ND	ND	ND	ND	ND
	Dieldrin	EPA SW-846-8081	ND	ND	ND	ND	ND	ND	ND
	Endosulfan	EPA SW-846-8081	ND	ND	ND	ND	ND	ND	ND
	Endosulfan II	EPA SW-846-8081	ND	ND	ND	ND	ND	ND	ND
	Endrin	EPA SW-846-8081	ND	ND	ND	ND	ND	ND	ND
	Heptachlor	EPA SW-846-8081	ND	ND	ND	ND	ND	ND	ND
	Heptachlor Epoxide	EPA SW-846-8081	ND	ND	ND	ND	ND	ND	ND
	Methoxychlor	EPA SW-846-8081	ND	ND	ND	ND	ND	ND	ND
	alpha - chlordane	EPA SW-846-8081	ND	ND	ND	ND	ND	ND	ND
	gamma - chlordane	EPA SW-846-8081	ND	ND	ND	ND	ND	ND	ND
	Toxaphene	EPA SW-846-8081	ND	ND	ND	ND	ND	ND	ND
General Chemistry	Cyanide	EPA SW-846-9012	2.170 mg/kg	2.030 mg/kg	1.73 mg/kg	1.49 mg/kg	1.63 mg/kg	1.78 mg/kg	1.42 mg/kg

Analytical Results Summary Table
Backfill Type vs NJDEP Criteria

	Analyte	Test Method	Type B Lot #31 Alovats (150,000 - 155,000 cyds)	Type B Lot #32 Alovats (155,000 - 160,000 cyds)	Type B Lot #33 Alovats (160,000 - 165,000 cyds)	Type B Lot #34 Alovats (165,000 - 170,000 cyds)	Type B Lot #35 Alovats (170,000 - 175,000 cyds)	Type B Lot #36 Alovats (175,000 - 180,000 cyds)	Type B Lot #37 Alovats (180,000 - 185,000 cyds)
VOCs	Acetone	EPA SW-846-8260	ND	ND	ND	ND	ND	ND	ND
	Acrylonitrile	EPA SW-846-8260	ND	ND	ND	ND	ND	ND	ND
	Acrolein	EPA SW-846-8260	ND	ND	ND	ND	ND	ND	ND
	Benzene	EPA SW-846-8260	ND	ND	ND	ND	ND	ND	ND
	Bromodichloromethane (Dichlorobromomethane)	EPA SW-846-8260	ND	ND	ND	ND	ND	ND	ND
	Bromoform	EPA SW-846-8260	ND	ND	ND	ND	ND	ND	ND
	Bromomethane (Methyl bromide)	EPA SW-846-8260	ND	ND	ND	ND	ND	ND	ND
	2-Butanone (Methyl ethyl ketone) (MEK)	EPA SW-846-8260	ND	ND	ND	ND	ND	ND	ND
	Carbon Disulfide	EPA SW-846-8260	ND	ND	ND	ND	ND	ND	ND
	Carbon Tetrachloride	EPA SW-846-8260	ND	ND	ND	ND	ND	ND	ND
	Chlorobenzene	EPA SW-846-8260	ND	ND	ND	ND	ND	ND	ND
	Chloroethane	EPA SW-846-8260	ND	ND	ND	ND	ND	ND	ND
	Chloroform	EPA SW-846-8260	ND	ND	ND	ND	ND	ND	ND
	Chloromethane (Methyl chloride)	EPA SW-846-8260	ND	ND	ND	ND	ND	ND	ND
	1,2 Dibromoethane	EPA SW-846-8260	ND	ND	ND	ND	ND	ND	ND
	1,2 Dibromo - 3 - Chloropropane	EPA SW-846-8260	ND	ND	ND	ND	ND	ND	ND
	1,1-Dichloroethane	EPA SW-846-8260	ND	ND	ND	ND	ND	ND	ND
	1,2-Dichloroethane	EPA SW-846-8260	ND	ND	ND	ND	ND	ND	ND
	1,1-Dichloroethene	EPA SW-846-8260	ND	ND	ND	ND	ND	ND	ND
	1,2-Dichloroethene (trans)	EPA SW-846-8260	ND	ND	ND	ND	ND	ND	ND
	1,2-Dichloroethene (cis)	EPA SW-846-8260	ND	ND	ND	ND	ND	ND	ND
	1,2-Dichloropropane	EPA SW-846-8260	ND	ND	ND	ND	ND	ND	ND
	1,3-Dichloropropene (cis and trans)	EPA SW-846-8260	ND	ND	ND	ND	ND	ND	ND
	Dibromochloromethane (Chlorodibromomethane)	EPA SW-846-8260	ND	ND	ND	ND	ND	ND	ND
	1,2-Dichlorobenzene (o-Dichlorobenzene)	EPA SW-846-8260	ND	ND	ND	ND	ND	ND	ND
	1,3-Dichlorobenzene (m-Dichlorobenzene)	EPA SW-846-8260	ND	ND	ND	ND	ND	ND	ND
	1,4-Dichlorobenzene (p-Dichlorobenzene)	EPA SW-846-8260	ND	ND	ND	ND	ND	ND	ND
	Dichlorodifluoromethane	EPA SW-846-8260	ND	ND	ND	ND	ND	ND	ND
	Ethylbenzene	EPA SW-846-8260	ND	ND	ND	ND	ND	ND	ND
	Lindane (gamma BHC) (gamma HCH)	EPA SW-846-8260	ND	ND	ND	ND	ND	ND	ND
	Methoxychlor	EPA SW-846-8260	ND	ND	ND	ND	ND	ND	ND
	4-Methyl-2-pentanone (MIBK)	EPA SW-846-8260	ND	ND	ND	ND	ND	ND	ND
	Methylene Chloride (Dichloromethane)	EPA SW-846-8260	ND	ND	ND	ND	ND	ND	ND
	Methyl Acetate	EPA SW-846-8260	ND	ND	ND	ND	ND	ND	ND
	Methyl tert-butyl Ether MTBE	EPA SW-846-8260	ND	ND	ND	ND	ND	ND	ND
	Styrene	EPA SW-846-8260	ND	ND	ND	ND	ND	ND	ND
	Tert butyl alchohol TBA	EPA SW-846-8260	ND	ND	ND	ND	ND	ND	ND
	1,1,1,2-Tetrachloroethane	EPA SW-846-8260	ND	ND	ND	ND	ND	ND	ND
	1,1,2,2,-Tetrachloroethane	EPA SW-846-8260	ND	ND	ND	ND	ND	ND	ND
	Tetrachloroethene (Tetrachloroethylene) (PCE)	EPA SW-846-8260	ND	ND	ND	ND	ND	ND	ND
	Toluene	EPA SW-846-8260	ND	ND	ND	ND	ND	ND	ND
	1,1,1-Trichloroethane	EPA SW-846-8260	ND	ND	ND	ND	ND	ND	ND
	1,1,2-Trichloroethane	EPA SW-846-8260	ND	ND	ND	ND	ND	ND	ND
	Trichloroethene (Trichloroethylene) (TCE)	EPA SW-846-8260	ND	ND	ND	ND	ND	ND	ND
	Trichlorofluoromethane	EPA SW-846-8260	ND	ND	ND	ND	ND	ND	ND
	Vinyl chloride	EPA SW-846-8260	ND	ND	ND	ND	ND	ND	ND
	Xylenes (Total)	EPA SW-846-8260	ND	ND	ND	ND	ND	ND	ND
SVOCs	Acenaphthene	EPA SW-846-8270	ND	ND	ND	ND	ND	ND	ND
	Acetophenone	EPA SW-846-8270	ND	ND	ND	ND	ND	ND	ND
	Anthracene	EPA SW-846-8270	ND	ND	ND	ND	ND	ND	ND
	Atrazine	EPA SW-846-8270	ND	ND	ND	ND	ND	ND	ND
	Benzaldehyde	EPA SW-846-8270	ND	ND	ND	ND	ND	ND	ND
	Benzidine	EPA SW-846-8270	ND	ND	ND	ND	ND	ND	ND
	Benzyl Alcohol	EPA SW-846-8270	ND	ND	ND	ND	ND	ND	ND
	Benzo(b)fluoranthene (3,4-Benzofluoranthene)	EPA SW-846-8270	ND	ND	ND	ND	ND	ND	ND
	Benzo(a)anthracene (1,2-Benzanthracene)	EPA SW-846-8270	ND	ND	ND	ND	ND	ND	ND
	Benzo(a)pyrene (BaP)	EPA SW-846-8270	ND	ND	ND	ND	ND	ND	ND
	Benzo(k)fluoranthene	EPA SW-846-8270	ND	ND	ND	ND	ND	ND	ND
	Benzo(g,h,i)perylene	EPA SW-846-8270	ND	ND	ND	ND	ND	ND	ND
	1,1 Biphenyl	EPA SW-846-8270	ND	ND	ND	ND	ND	ND	ND
	Bis(2-Chloroethyl)ether	EPA SW-846-8270	ND	ND	ND	ND	ND	ND	ND
	Bis(2-chloroisopropyl)ether	EPA SW-846-8270	ND	ND	ND	ND	ND	ND	ND
	Bis(2-ethylhexyl) phthalate	EPA SW-846-8270	ND	ND	ND	0.096 mg/kg	0.093 mg/kg	ND	ND
	Butylbenzyl phthalate	EPA SW-846-8270	ND	ND	ND	ND	ND	ND	ND
	Caproiactam	EPA SW-846-8270	ND	ND	ND	ND	ND	ND	ND
	Carbazole	EPA SW-846-8270	ND	ND	ND	ND	ND	ND	ND
	4-Chloroaniline (p-Chloroaniline)	EPA SW-846-8270	ND	ND	ND	ND	ND	ND	ND
	4-Chloro-3-methyl phenol (p-Chloro-m-cresol)	EPA SW-846-8270	ND	ND	ND	ND	ND	ND	ND
	2-Chlorophenol (o-Chlorophenol)	EPA SW-846-8270	ND	ND	ND	ND	ND	ND	ND
	Chrysene	EPA SW-846-8270	ND	ND	ND	ND	ND	ND	ND
	Dibenz(a,h)anthracene	EPA SW-846-8270	ND	ND	ND	ND	ND	ND	ND
	Di-n-butyl phthalate	EPA SW-846-8270	ND	ND	ND	ND	ND	ND	ND
	Di-n-octyl phthalate	EPA SW-846-8270	ND	ND	ND	ND	ND	ND	ND
	3,3'-Dichlorobenzidine	EPA SW-846-8270	ND	ND	ND	ND	ND	ND	ND
	2,4-Dichlorophenol	EPA SW-846-8270	ND	ND	ND	ND	ND	ND	ND
	Diethyl phthalate	EPA SW-846-8270	ND	ND	ND	ND	ND	ND	ND
	2,4-Dimethyl phenol	EPA SW-846-8270	ND	ND	ND	ND	ND	ND	ND
	Dimethyl phthalate	EPA SW-846-8270	ND	ND	ND	ND	ND	ND	ND
	2,4-Dinitrophenol	EPA SW-846-8270	ND	ND	ND	ND	ND	ND	ND
	2,6 Dinitro-2-methylphenol	EPA SW-846-8270	ND	ND	ND	ND	ND	ND	ND
	Dinitrotoluene(2,4-/2,6-mixture)	EPA SW-846-8270	ND	ND	ND	ND	ND	ND	ND
	Fluotanthene	EPA SW-846-8270	ND	ND	ND	ND	ND	ND	ND
	Fluorene	EPA SW-846-8270	ND	ND	ND	ND	ND	ND	ND
	Hexachlorobenzene	EPA SW-846-8270	ND	ND	ND	ND	ND	ND	ND
	Hexachlorobutadiene	EPA SW-846-8270	ND	ND	ND	ND	ND	ND	ND
	Hexachlorocyclopentadiene	EPA SW-846-8270	ND	ND	ND	ND	ND	ND	ND
	Hexachloroethane	EPA SW-846-8270	ND	ND	ND	ND	ND	ND	ND
	Indeno(1,2,3-cd)pyrene	EPA SW-846-8270	ND	ND	ND	ND	ND	ND	ND
	Isophorone	EPA SW-846-8270	ND	ND	ND	ND	ND	ND	ND
	2-Methylnaphthalene	EPA SW-846-8270	ND	ND	ND	ND	ND	ND	ND
	2-Methylphenol (o-creosol)	EPA SW-846-8270	ND	ND	ND	ND	ND	ND	ND
	4-Methylphenol (p-creosol)	EPA SW-846-8270	ND	ND	ND	ND	ND	ND	ND
	Naphthalene	EPA SW-846-8270	0.1 mg/kg	ND	ND	ND	ND	ND	ND
	2-Nitroaniline	EPA SW-846-8270	ND	ND	ND	ND	ND	ND	ND
	Nitrobenzene	EPA SW-846-8270	ND	ND	ND	ND	ND	ND	ND
	N-Nitrosodiphenylamine	EPA SW-846-8270	ND	ND	ND	ND	ND	ND	ND
	N-Nitroso-di-n-propylamine	EPA SW-846-8270	ND	ND	ND	ND	ND	ND	ND
	N-Nitrosodimethylamine	EPA SW-846-8270	ND	ND	ND	ND	ND	ND	ND
	Pentachlorophenol	EPA SW-846-8270	ND	ND	ND	ND	ND	ND	ND
	Phenanthrene	EPA SW-846-8270	ND	ND	ND	ND	ND	ND	ND
	Phenol	EPA SW-846-8270	ND	ND	ND	ND	ND	ND	ND
	Pyrene	EPA SW-846-8270	ND	ND	ND	ND	ND	ND	ND
	1,2,4-Trichlorobenzene	EPA SW-846-8270	ND	ND	ND	ND	ND	ND	ND
	2,4,5-Trichlorophenol	EPA SW-846-8270	ND	ND	ND	ND	ND	ND	ND
	2,4,6-Trichlorophenol	EPA SW-846-8270	ND	ND	ND	ND	ND	ND	ND
Metals	**Aluminum**	EPA SW-846-6010	ND	ND	ND	ND	ND	ND	ND
	Antimony	EPA SW-846-6010	ND	ND	0.356 mg/kg	0.360 mg/kg	0.344 mg/kg	ND	ND
	Arsenic	EPA SW-846-6010	7.480 mg/kg	7.890 mg/kg	8.130 mg/kg	6.480 mg/kg	6.170 mg/kg	8.420 mg/kg	5.360 mg/kg
	Barium	EPA SW-846-6010	5.080 mg/kg	8.080 mg/kg	4.970 mg/kg	7.890 mg/kg	7.760 mg/kg	7.750 mg/kg	8.550 mg/kg
	Beryllium	EPA SW-846-6010	0.501 mg/kg	0.635 mg/kg	0.607 mg/kg	0.445 mg/kg	0.594 mg/kg	0.565 mg/kg	0.372 mg/kg
	Cadmium	EPA SW-846-6010	0.928 mg/kg	1.270 mg/kg	0.535 mg/kg	0.432 mg/kg	0.442 mg/kg	1.180 mg/kg	0.817 mg/kg
	Cobalt	EPA SW-846-6010	ND	ND	ND	ND	ND	ND	ND
	Chromium - hexavalent (VI)	EPA SW-846-6010	ND	1.290 mg/kg	ND	0.720 mg/kg	1.570 mg/kg	ND	ND
	Chromium - trivalent (III)	EPA SW-846-6010	15.9 mg/kg	23.8 mg/kg	27.7 mg/kg	14.5 mg/kg	20.63 mg/kg	23.5 mg/kg	27.9 mg/kg
	Copper	EPA SW-846-6010	3.55 mg/kg	4.330 mg/kg	3.10 mg/kg	1.970 mg/kg	2.280 mg/kg	3.390 mg/kg	3.930 mg/kg
	Lead	EPA SW-846-6010	2.50 mg/kg	4.640 mg/kg	2.47 mg/kg	2.150 mg/kg	2.690 mg/kg	4.340 mg/kg	4.280 mg/kg
	Manganese	EPA SW-846-6010	ND	ND	ND	ND	ND	ND	ND
	Mercury	EPA SW-846-7471	ND	ND	0.009 mg/kg	0.017 mg/kg	0.005 mg/kg	0.019 mg/kg	0.018 mg/kg
	Nickel	EPA SW-846-6010	2.060 mg/kg	3.360 mg/kg	2.070 mg/kg	2.870 mg/kg	1.940 mg/kg	2.490 mg/kg	2.410 mg/kg
	Selenium	EPA SW-846-6010	ND	0.208 mg/kg	0.189 mg/kg	0.191 mg/kg	0.182 mg/kg	0.420 mg/kg	0.475 mg/kg
	Silver	EPA SW-846-6010	3.630 mg/kg	4.240 mg/kg	3.310 mg/kg	3.130 mg/kg	2.850 mg/kg	2.450 mg/kg	1.70 mg/kg
	Thallium	EPA SW-846-6010	ND	ND	1.980 mg/kg	ND	1.910 mg/kg	ND	ND
	Vanadium	EPA SW-846-6010	23.7 mg/kg	33.6 mg/kg	28.7 mg/kg	22.4 mg/kg	28.7 mg/kg	31.1 mg/kg	34.9 mg/kg
	Zinc	EPA SW-846-6010	17.6 mg/kg	24.5 mg/kg	18.9 mg/kg	16.2 mg/kg	17.6 mg/kg	24.3 mg/kg	15.2 mg/kg
PCBs	PCBs (Polychlorinated biphenyls)	EPA SW-846-8087	ND	ND	ND	ND	ND	ND	ND
Pesticides	**alpha - BHC**	EPA SW-846-8081	ND	ND	ND	ND	ND	ND	ND
	beta - BHC	EPA SW-846-8081	ND	ND	ND	ND	ND	ND	ND
	gamma - BHC	EPA SW-846-8081	ND	ND	ND	ND	ND	ND	ND
	Aldrin	EPA SW-846-8081	ND	ND	ND	ND	ND	ND	ND
	4,4'-DDD (p,p'-TDE)	EPA SW-846-8081	ND	ND	ND	ND	ND	ND	ND
	4,4'-DDE (p,p'-DDX)	EPA SW-846-8081	ND	ND	ND	ND	ND	ND	ND
	4,4'-DDT	EPA SW-846-8081	ND	ND	ND	ND	ND	ND	ND
	Dieldrin	EPA SW-846-8081	ND	ND	ND	ND	ND	ND	ND
	Endosulfan	EPA SW-846-8081	ND	ND	ND	ND	ND	ND	ND
	Endosulfan II	EPA SW-846-8081	ND	ND	ND	ND	ND	ND	ND
	Endrin	EPA SW-846-8081	ND	ND	ND	ND	ND	ND	ND
	Heptachlor	EPA SW-846-8081	ND	ND	ND	ND	ND	ND	ND
	Heptachlor Epoxide	EPA SW-846-8081	ND	ND	ND	ND	ND	ND	ND
	Methoxychlor	EPA SW-846-8081	ND	ND	ND	ND	ND	ND	ND
	alpha - chlordane	EPA SW-846-8081	ND	ND	ND	ND	ND	ND	ND
	gamma - chlordane	EPA SW-846-8081	ND	ND	ND	ND	ND	ND	ND
	Toxaphene	EPA SW-846-8081	ND	ND	ND	ND	ND	ND	ND
General Chemistry	Cyanide	EPA SW-846-9012	1.54 mg/kg	1.040 mg/kg	3.010 mg/kg	2.670 mg/kg	2.530 mg/kg	ND	ND

Analytical Results Summary Table
Backfill Type vs NJDEP Criteria

	Analyte	Test Method	Type B Lot #38 Alovats (185,000 - 190,000 cyds)	Type B Lot #39 Alovats (190,000 - 195,000 cyds)	Type B Lot #40 Alovats (195,000 - 200,000 cyds)	Type B Lot #41 Alovats (200,000 - 205,000 cyds)	Type B Lot #42 Alovats (205,000 - 210,000 cyds)	Type B Lot #43 Alovats (210,000 - 215,000 cyds)	Type B Lot #44 Alovats (215,000 - 220,000 cyds)
VOCs	Acetone	EPA SW-846-8260	ND	ND	ND	ND	ND	ND	ND
	Acrylonitrile	EPA SW-846-8260	ND	ND	ND	ND	ND	ND	ND
	Acrolein	EPA SW-846-8260	ND	ND	ND	ND	ND	ND	ND
	Benzene	EPA SW-846-8260	ND	ND	ND	ND	ND	ND	ND
	Bromodichloromethane (Dichlorobromomethane)	EPA SW-846-8260	ND	ND	ND	ND	ND	ND	ND
	Bromoform	EPA SW-846-8260	ND	ND	ND	ND	ND	ND	ND
	Bromomethane (Methyl bromide)	EPA SW-846-8260	ND	ND	ND	ND	ND	ND	ND
	2-Butanone (Methyl ethyl ketone) (MEK)	EPA SW-846-8260	ND	ND	ND	ND	ND	ND	ND
	Carbon Disulfide	EPA SW-846-8260	ND	ND	ND	ND	ND	ND	ND
	Carbon Tetrachloride	EPA SW-846-8260	ND	ND	ND	ND	ND	ND	ND
	Chlorobenzene	EPA SW-846-8260	ND	ND	ND	ND	ND	ND	ND
	Chloroethane	EPA SW-846-8260	ND	ND	ND	ND	ND	ND	ND
	Chloroform	EPA SW-846-8260	ND	ND	ND	ND	ND	ND	ND
	Chloromethane (Methyl chloride)	EPA SW-846-8260	ND	ND	ND	ND	ND	ND	ND
	1,2 Dibromoethane	EPA SW-846-8260	ND	ND	ND	ND	ND	ND	ND
	1,2 Dibromo - 3 - Chloropropane	EPA SW-846-8260	ND	ND	ND	ND	ND	ND	ND
	1,1-Dichloroethane	EPA SW-846-8260	ND	ND	ND	ND	ND	ND	ND
	1,2-Dichloroethane	EPA SW-846-8260	ND	ND	ND	ND	ND	ND	ND
	1,1-Dichloroethene	EPA SW-846-8260	ND	ND	ND	ND	ND	ND	ND
	1,2-Dichloroethene (trans)	EPA SW-846-8260	ND	ND	ND	ND	ND	ND	ND
	1,2-Dichloroethene (cis)	EPA SW-846-8260	ND	ND	ND	ND	ND	ND	ND
	1,2-Dichloropropane	EPA SW-846-8260	ND	ND	ND	ND	ND	ND	ND
	1,3-Dichloropropene (cis and trans)	EPA SW-846-8260	ND	ND	ND	ND	ND	ND	ND
	Dibromochloromethane (Chlorodibromomethane)	EPA SW-846-8260	ND	ND	ND	ND	ND	ND	ND
	1,2-Dichlorobenzene (o-Dichlorobenzene)	EPA SW-846-8260	ND	ND	ND	ND	ND	ND	ND
	1,3-Dichlorobenzene (m-Dichlorobenzene)	EPA SW-846-8260	ND	ND	ND	ND	ND	ND	ND
	1,4-Dichlorobenzene (p-Dichlorobenzene)	EPA SW-846-8260	ND	ND	ND	ND	ND	ND	ND
	Dichlorodifluoromethane	EPA SW-846-8260	ND	ND	ND	ND	ND	ND	ND
	Ethylbenzene	EPA SW-846-8260	ND	ND	ND	ND	ND	ND	ND
	Lindane (gamma BHC) (gamma HCH)	EPA SW-846-8260	ND	ND	ND	ND	ND	0.0077 mg/kg	ND
	Methoxychlor	EPA SW-846-8260	ND	ND	ND	ND	ND	ND	ND
	4-Methyl-2-pentanone (MIBK)	EPA SW-846-8260	ND	ND	ND	ND	ND	ND	ND
	Methylene Chloride (Dichloromethane)	EPA SW-846-8260	ND	ND	ND	ND	ND	ND	ND
	Methyl Acetate	EPA SW-846-8260	ND	ND	ND	ND	ND	ND	ND
	Methyl tert-butyl Ether MTBE	EPA SW-846-8260	ND	ND	ND	ND	ND	ND	ND
	Styrene	EPA SW-846-8260	ND	ND	ND	ND	ND	ND	ND
	Tert butyl alchohol TBA	EPA SW-846-8260	ND	ND	ND	ND	ND	ND	ND
	1,1,1,2-Tetrachloroethane	EPA SW-846-8260	ND	ND	ND	ND	ND	ND	ND
	1,1,2,2,-Tetrachloroethane	EPA SW-846-8260	ND	ND	ND	ND	ND	ND	ND
	Tetrachloroethene (Tetrachloroethylene) (PCE)	EPA SW-846-8260	ND	ND	ND	ND	ND	ND	ND
	Toluene	EPA SW-846-8260	ND	ND	ND	ND	ND	ND	ND
	1,1,1-Trichloroethane	EPA SW-846-8260	ND	ND	ND	ND	ND	ND	ND
	1,1,2-Trichloroethane	EPA SW-846-8260	ND	ND	ND	ND	ND	ND	ND
	Trichloroethene (Trichloroethylene) (TCE)	EPA SW-846-8260	ND	ND	ND	ND	ND	ND	ND
	Trichlorofluoromethane	EPA SW-846-8260	ND	ND	ND	ND	ND	ND	ND
	Vinyl chloride	EPA SW-846-8260	ND	ND	ND	ND	ND	ND	ND
	Xylenes (Total)	EPA SW-846-8260	ND	ND	ND	ND	ND	ND	ND
SVOCs	Acenaphthene	EPA SW-846-8270	ND	ND	ND	ND	ND	ND	ND
	Acetophenone	EPA SW-846-8270	ND	ND	ND	ND	ND	ND	ND
	Anthracene	EPA SW-846-8270	ND	ND	ND	ND	ND	ND	ND
	Atrazine	EPA SW-846-8270	ND	ND	ND	ND	ND	ND	ND
	Benzaldehyde	EPA SW-846-8270	ND	ND	ND	ND	ND	ND	ND
	Benzidine	EPA SW-846-8270	ND	ND	ND	ND	ND	ND	ND
	Benzyl Alcohol	EPA SW-846-8270	ND	ND	ND	ND	ND	ND	ND
	Benzo(b)fluoranthene (3,4-Benzofluoranthene)	EPA SW-846-8270	ND	ND	ND	ND	ND	ND	ND
	Benzo(a)anthracene (1,2-Benzanthracene)	EPA SW-846-8270	ND	ND	ND	ND	ND	ND	ND
	Benzo(a)pyrene (BaP)	EPA SW-846-8270	ND	ND	ND	ND	ND	ND	ND
	Benzo(k)fluoranthene	EPA SW-846-8270	ND	ND	ND	ND	ND	ND	ND
	Benzo(g,h,i)perylene	EPA SW-846-8270	ND	ND	ND	ND	ND	ND	ND
	1,1 Biphenyl	EPA SW-846-8270	ND	ND	ND	ND	ND	ND	ND
	Bis(2-Chloroethyl)ether	EPA SW-846-8270	ND	ND	ND	ND	ND	ND	ND
	Bis(2-chloroisopropyl)ether	EPA SW-846-8270	ND	ND	ND	ND	ND	ND	ND
	Bis(2-ethylhexyl) phthalate	EPA SW-846-8270	ND	ND	ND	ND	ND	ND	ND
	Butylbenzyl phthalate	EPA SW-846-8270	ND	ND	ND	ND	ND	ND	ND
	Caproiactam	EPA SW-846-8270	ND	ND	ND	ND	ND	ND	ND
	Carbazole	EPA SW-846-8270	ND	ND	ND	ND	ND	ND	ND
	4-Chloroaniline (p-Chloroaniline)	EPA SW-846-8270	ND	ND	ND	ND	ND	ND	ND
	4-Chloro-3-methyl phenol (p-Chloro-m-cresol)	EPA SW-846-8270	ND	ND	ND	ND	ND	ND	ND
	2-Chlorophenol (o-Chlorophenol)	EPA SW-846-8270	ND	ND	ND	ND	ND	ND	ND
	Chrysene	EPA SW-846-8270	ND	ND	ND	ND	ND	ND	ND
	Dibenz(a,h)anthracene	EPA SW-846-8270	ND	ND	ND	ND	ND	ND	ND
	Di-n-butyl phthalate	EPA SW-846-8270	ND	ND	ND	ND	ND	ND	ND
	Di-n-octyl phthalate	EPA SW-846-8270	ND	ND	ND	ND	ND	ND	ND
	3,3'-Dichlorobenzidine	EPA SW-846-8270	ND	ND	ND	ND	ND	ND	ND
	2,4-Dichlorophenol	EPA SW-846-8270	ND	ND	ND	ND	ND	ND	ND
	Diethyl phthalate	EPA SW-846-8270	ND	ND	ND	0.230 mg/kg	0.410 mg/kg	ND	ND
	2,4-Dimethyl phenol	EPA SW-846-8270	ND	ND	ND	ND	ND	ND	ND
	Dimethyl phthalate	EPA SW-846-8270	ND	ND	ND	ND	ND	ND	ND
	2,4-Dinitrophenol	EPA SW-846-8270	ND	ND	ND	ND	ND	ND	ND
	2,6 Dinitro-2-methylphenol	EPA SW-846-8270	ND	ND	ND	ND	ND	ND	ND
	Dinitrotoluene(2,4-/2,6-mixture)	EPA SW-846-8270	ND	ND	ND	ND	ND	ND	ND
	Fluotanthene	EPA SW-846-8270	ND	ND	ND	ND	ND	ND	ND
	Fluorene	EPA SW-846-8270	ND	ND	ND	ND	ND	ND	ND
	Hexachlorobenzene	EPA SW-846-8270	ND	ND	ND	ND	ND	ND	ND
	Hexachlorobutadiene	EPA SW-846-8270	ND	ND	ND	ND	ND	ND	ND
	Hexachlorocyclopentadiene	EPA SW-846-8270	ND	ND	ND	ND	ND	ND	ND
	Hexachloroethane	EPA SW-846-8270	ND	ND	ND	ND	ND	ND	ND
	Indeno(1,2,3-cd)pyrene	EPA SW-846-8270	ND	ND	ND	ND	ND	ND	ND
	Isophorone	EPA SW-846-8270	ND	ND	ND	ND	ND	ND	ND
	2-Methylnaphthalene	EPA SW-846-8270	ND	ND	ND	ND	ND	ND	ND
	2-Methylphenol (o-creosol)	EPA SW-846-8270	ND	ND	ND	ND	ND	ND	ND
	4-Methylphenol (p-creosol)	EPA SW-846-8270	ND	ND	ND	ND	ND	ND	ND
	Naphthalene	EPA SW-846-8270	ND	ND	ND	ND	ND	ND	ND
	2-Nitroaniline	EPA SW-846-8270	ND	ND	ND	ND	ND	ND	ND
	Nitrobenzene	EPA SW-846-8270	ND	ND	ND	ND	ND	ND	ND
	N-Nitrosodiphenylamine	EPA SW-846-8270	ND	ND	ND	ND	ND	ND	ND
	N-Nitroso-di-n-propylamine	EPA SW-846-8270	ND	ND	ND	ND	ND	ND	ND
	N-Nitrosodimethylamine	EPA SW-846-8270	ND	ND	ND	ND	ND	ND	ND
	Pentachlorophenol	EPA SW-846-8270	ND	ND	ND	ND	ND	ND	ND
	Phenanthrene	EPA SW-846-8270	ND	ND	ND	ND	ND	ND	ND
	Phenol	EPA SW-846-8270	ND	ND	ND	ND	ND	ND	ND
	Pyrene	EPA SW-846-8270	ND	ND	ND	ND	ND	ND	ND
	1,2,4-Trichlorobenzene	EPA SW-846-8270	ND	ND	ND	ND	ND	ND	ND
	2,4,5-Trichlorophenol	EPA SW-846-8270	ND	ND	ND	ND	ND	ND	ND
	2,4,6-Trichlorophenol	EPA SW-846-8270	ND	ND	ND	ND	ND	ND	ND
Metals	**Aluminum**	EPA SW-846-6010	ND	ND	ND	ND	ND	ND	ND
	Antimony	EPA SW-846-6010	ND	ND	ND	ND	ND	ND	ND
	Arsenic	EPA SW-846-6010	7.370 mg/kg	6.390 mg/kg	8.640 mg/kg	6.310 mg/kg	12.6 mg/kg	11.3 mg/kg	11.4 mg/kg
	Barium	EPA SW-846-6010	7.450 mg/kg	6.980 mg/kg	6.440 mg/kg	6.040 mg/kg	6.35 mg/kg	27.1 mg/kg	16.3 mg/kg
	Beryllium	EPA SW-846-6010	0.692 mg/kg	0.551 mg/kg	0.704 mg/kg	0.478 mg/kg	0.842 mg/kg	1.070 mg/kg	1.030 mg/kg
	Cadmium	EPA SW-846-6010	1.360 mg/kg	1.080 mg/kg	1.570 mg/kg	1.570 mg/kg	4.270 mg/kg	3.460 mg/kg	3.160 mg/kg
	Cobalt	EPA SW-846-6010	ND	ND	ND	ND	ND	ND	ND
	Chromium - hexavalent (VI)	EPA SW-846-6010	ND	ND	ND	ND	ND	ND	ND
	Chromium - trivalent (III)	EPA SW-846-6010	26.9 mg/kg	23.6 mg/kg	32.8 mg/kg	28.3 mg/kg	46.1 mg/kg	42.7 mg/kg	43.7 mg/kg
	Copper	EPA SW-846-6010	4.40 mg/kg	2.650 mg/kg	4.210 mg/kg	1.970 mg/kg	4.150 mg/kg	4.85 mg/kg	3.980 mg/kg
	Lead	EPA SW-846-6010	4.80 mg/kg	4.610 mg/kg	6.460 mg/kg	3.930 mg/kg	10.3 mg/kg	8.55 mg/kg	7.950 mg/kg
	Manganese	EPA SW-846-6010	ND	ND	ND	ND	ND	ND	ND
	Mercury	EPA SW-846-7471	0.011 mg/kg	0.010 mg/kg	0.015 mg/kg	0.006 mg/kg	ND	ND	0.004 mg/kg
	Nickel	EPA SW-846-6010	3.750 mg/kg	2.190 mg/kg	2.710 mg/kg	1.610 mg/kg	3.280 mg/kg	6.33 mg/kg	4.170 mg/kg
	Selenium	EPA SW-846-6010	0.421 mg/kg	0.319 mg/kg	0.467 mg/kg	0.409 mg/kg	0.386 mg/kg	ND	ND
	Silver	EPA SW-846-6010	2.99 mg/kg	2.360 mg/kg	4.0 mg/kg	ND	ND	ND	ND
	Thallium	EPA SW-846-6010	ND	ND	ND	ND	ND	ND	ND
	Vanadium	EPA SW-846-6010	41.4 mg/kg	31.1 mg/kg	40.0 mg/kg	24.5 mg/kg	67.9 mg/kg	49.6 mg/kg	46.0 mg/kg
	Zinc	EPA SW-846-6010	37.8 mg/kg	22.5 mg/kg	31.2 mg/kg	17.3 mg/kg	38.8 mg/kg	38.6 mg/kg	37.2 mg/kg
PCBs	PCBs (Polychlorinated biphenyls)	EPA SW-846-8087	ND	ND	ND	ND	ND	ND	ND
Pesticides	**alpha - BHC**	EPA SW-846-8081	ND	ND	ND	ND	ND	ND	ND
	beta - BHC	EPA SW-846-8081	ND	ND	ND	ND	ND	ND	ND
	gamma - BHC	EPA SW-846-8081	ND	ND	ND	ND	ND	0.0077 mg/kg	ND
	Aldrin	EPA SW-846-8081	ND	ND	ND	ND	ND	ND	ND
	4,4'-DDD (p,p'-TDE)	EPA SW-846-8081	ND	ND	ND	ND	ND	ND	ND
	4,4'-DDE (p,p'-DDX)	EPA SW-846-8081	ND	ND	ND	ND	ND	ND	ND
	4,4'-DDT	EPA SW-846-8081	ND	ND	ND	ND	ND	ND	ND
	Dieldrin	EPA SW-846-8081	ND	ND	ND	ND	ND	ND	ND
	Endosulfan	EPA SW-846-8081	ND	ND	ND	ND	ND	0.0019 mg/kg	ND
	Endosulfan II	EPA SW-846-8081	ND	ND	ND	ND	ND	ND	ND
	Endrin	EPA SW-846-8081	ND	ND	ND	ND	ND	ND	ND
	Heptachlor	EPA SW-846-8081	ND	ND	ND	ND	ND	ND	ND
	Heptachlor Epoxide	EPA SW-846-8081	ND	ND	ND	ND	ND	ND	ND
	Methoxychlor	EPA SW-846-8081	ND	ND	ND	ND	ND	ND	ND
	alpha - chlordane	EPA SW-846-8081	ND	ND	ND	ND	ND	ND	ND
	gamma - chlordane	EPA SW-846-8081	ND	ND	ND	ND	ND	ND	ND
	Toxaphene	EPA SW-846-8081	ND	ND	ND	ND	ND	ND	ND
General Chemistry	Cyanide	EPA SW-846-9012	ND	ND	ND	ND	ND	1.94 mg/kg	2.720 mg/kg

Analytical Results Summary Table
Backfill Type vs NJDEP Criteria

	Analyte	Test Method	Type B Lot #45 Alovats (220,000 - 225,000 cyds)	Type B Lot #46 Alovats (225,000 - 230,000 cyds)	Type B Lot #47 Alovats (230,000 - 235,000 cyds)	Type B Lot #48 Alovats (235,000 - 240,000 cyds)	Type B Lot #49 Alovats (240,000 - 245,000 cyds)	Type B Lot #50 Alovats (245,000 - 250,000 cyds)	Type B Lot #51 Alovats (250,000 - 255,000 cyds)
VOCs	Acetone	EPA SW-846-8260	ND	ND	ND	ND	ND	ND	ND
	Acrylonitrile	EPA SW-846-8260	ND	ND	ND	ND	ND	ND	ND
	Acrolein	EPA SW-846-8260	ND	ND	ND	ND	ND	ND	ND
	Benzene	EPA SW-846-8260	ND	ND	ND	ND	ND	ND	ND
	Bromodichloromethane (Dichlorobromomethane)	EPA SW-846-8260	ND	ND	ND	ND	ND	ND	ND
	Bromoform	EPA SW-846-8260	ND	ND	ND	ND	ND	ND	ND
	Bromomethane (Methyl bromide)	EPA SW-846-8260	ND	ND	ND	ND	ND	ND	ND
	2-Butanone (Methyl ethyl ketone) (MEK)	EPA SW-846-8260	ND	ND	ND	ND	ND	ND	ND
	Carbon Disulfide	EPA SW-846-8260	ND	ND	ND	ND	ND	ND	ND
	Carbon Tetrachloride	EPA SW-846-8260	ND	ND	ND	ND	ND	ND	ND
	Chlorobenzene	EPA SW-846-8260	ND	ND	ND	ND	ND	ND	ND
	Chloroethane	EPA SW-846-8260	ND	ND	ND	ND	ND	ND	ND
	Chloroform	EPA SW-846-8260	ND	ND	ND	ND	ND	ND	ND
	Chloromethane (Methyl chloride)	EPA SW-846-8260	ND	ND	ND	ND	ND	ND	ND
	1,2 Dibromoethane	EPA SW-846-8260	ND	ND	ND	ND	ND	ND	ND
	1,2 Dibromo - 3 - Chloropropane	EPA SW-846-8260	ND	ND	ND	ND	ND	ND	ND
	1,1-Dichloroethane	EPA SW-846-8260	ND	ND	ND	ND	ND	ND	ND
	1,2-Dichloroethane	EPA SW-846-8260	ND	ND	ND	ND	ND	ND	ND
	1,1-Dichloroethene	EPA SW-846-8260	ND	ND	ND	ND	ND	ND	ND
	1,2-Dichloroethene (trans)	EPA SW-846-8260	ND	ND	ND	ND	ND	ND	ND
	1,2-Dichloroethene (cis)	EPA SW-846-8260	ND	ND	ND	ND	ND	ND	ND
	1,2-Dichloropropane	EPA SW-846-8260	ND	ND	ND	ND	ND	ND	ND
	1,3-Dichloropropene (cis and trans)	EPA SW-846-8260	ND	ND	ND	ND	ND	ND	ND
	Dibromochloromethane (Chlorodibromomethane)	EPA SW-846-8260	ND	ND	ND	ND	ND	ND	ND
	1,2-Dichlorobenzene (o-Dichlorobenzene)	EPA SW-846-8260	ND	ND	ND	ND	ND	ND	ND
	1,3-Dichlorobenzene (m-Dichlorobenzene)	EPA SW-846-8260	ND	ND	ND	ND	ND	ND	ND
	1,4-Dichlorobenzene (p-Dichlorobenzene)	EPA SW-846-8260	ND	ND	ND	ND	ND	ND	ND
	Dichlorodifluoromethane	EPA SW-846-8260	ND	ND	ND	ND	ND	ND	ND
	Ethylbenzene	EPA SW-846-8260	ND	ND	ND	ND	ND	ND	ND
	Lindane (gamma BHC) (gamma HCH)	EPA SW-846-8260	ND	ND	ND	ND	ND	ND	ND
	Methoxychlor	EPA SW-846-8260	ND	ND	ND	ND	ND	ND	ND
	4-Methyl-2-pentanone (MIBK)	EPA SW-846-8260	ND	ND	ND	ND	ND	ND	ND
	Methylene Chloride (Dichloromethane)	EPA SW-846-8260	ND	ND	ND	ND	ND	ND	ND
	Methyl Acetate	EPA SW-846-8260	ND	ND	ND	ND	ND	ND	ND
	Methyl tert-butyl Ether MTBE	EPA SW-846-8260	ND	ND	ND	ND	ND	ND	ND
	Styrene	EPA SW-846-8260	ND	ND	ND	ND	ND	ND	ND
	Tert butyl alchohol TBA	EPA SW-846-8260	ND	ND	ND	ND	ND	ND	ND
	1,1,1,2-Tetrachloroethane	EPA SW-846-8260	ND	ND	ND	ND	ND	ND	ND
	1,1,2,2,-Tetrachloroethane	EPA SW-846-8260	ND	ND	ND	ND	ND	ND	ND
	Tetrachloroethene (Tetrachloroethylene) (PCE)	EPA SW-846-8260	ND	ND	ND	ND	ND	ND	ND
	Toluene	EPA SW-846-8260	ND	ND	ND	ND	ND	ND	ND
	1,1,1-Trichloroethane	EPA SW-846-8260	ND	ND	ND	ND	ND	ND	ND
	1,1,2-Trichloroethane	EPA SW-846-8260	ND	ND	ND	ND	ND	ND	ND
	Trichloroethene (Trichloroethylene) (TCE)	EPA SW-846-8260	ND	ND	ND	ND	ND	ND	ND
	Trichlorofluoromethane	EPA SW-846-8260	ND	ND	ND	ND	ND	ND	ND
	Vinyl chloride	EPA SW-846-8260	ND	ND	ND	ND	ND	ND	ND
	Xylenes (Total)	EPA SW-846-8260	ND	ND	ND	ND	ND	ND	ND
SVOCs	Acenaphthene	EPA SW-846-8270	ND	ND	ND	ND	ND	ND	ND
	Acetophenone	EPA SW-846-8270	ND	ND	ND	ND	ND	ND	ND
	Anthracene	EPA SW-846-8270	ND	ND	ND	ND	ND	ND	ND
	Atrazine	EPA SW-846-8270	ND	ND	ND	ND	ND	ND	ND
	Benzaldehyde	EPA SW-846-8270	ND	ND	ND	ND	ND	ND	ND
	Benzidine	EPA SW-846-8270	ND	ND	ND	ND	ND	ND	ND
	Benzyl Alcohol	EPA SW-846-8270	ND	ND	ND	ND	ND	ND	ND
	Benzo(b)fluoranthene (3,4-Benzofluoranthene)	EPA SW-846-8270	ND	ND	ND	ND	ND	ND	ND
	Benzo(a)anthracene (1,2-Benzanthracene)	EPA SW-846-8270	ND	ND	ND	ND	ND	ND	ND
	Benzo(a)pyrene (BaP)	EPA SW-846-8270	ND	ND	ND	ND	ND	ND	ND
	Benzo(k)fluoranthene	EPA SW-846-8270	ND	ND	ND	ND	ND	ND	ND
	Benzo(g,h,i)perylene	EPA SW-846-8270	ND	ND	ND	ND	ND	ND	ND
	1,1 Biphenyl	EPA SW-846-8270	ND	ND	ND	ND	ND	ND	ND
	Bis(2-Chloroethyl)ether	EPA SW-846-8270	ND	ND	ND	ND	ND	ND	ND
	Bis(2-chloroisopropyl)ether	EPA SW-846-8270	ND	ND	ND	ND	ND	ND	ND
	Bis(2-ethylhexyl) phthalate	EPA SW-846-8270	ND	ND	ND	ND	ND	ND	ND
	Butylbenzyl phthalate	EPA SW-846-8270	ND	ND	ND	ND	ND	ND	ND
	Caproiactam	EPA SW-846-8270	ND	ND	ND	ND	ND	ND	ND
	Carbazole	EPA SW-846-8270	ND	ND	ND	ND	ND	ND	ND
	4-Chloroaniline (p-Chloroaniline)	EPA SW-846-8270	ND	ND	ND	ND	ND	ND	ND
	4-Chloro-3-methyl phenol (p-Chloro-m-cresol)	EPA SW-846-8270	ND	ND	ND	ND	ND	ND	ND
	2-Chlorophenol (o-Chlorophenol)	EPA SW-846-8270	ND	ND	ND	ND	ND	ND	ND
	Chrysene	EPA SW-846-8270	ND	ND	ND	ND	ND	ND	ND
	Dibenz(a,h)anthracene	EPA SW-846-8270	ND	ND	ND	ND	ND	ND	ND
	Di-n-butyl phthalate	EPA SW-846-8270	ND	ND	ND	ND	ND	ND	ND
	Di-n-octyl phthalate	EPA SW-846-8270	ND	ND	ND	ND	ND	ND	ND
	3,3'-Dichlorobenzidine	EPA SW-846-8270	ND	ND	ND	ND	ND	ND	ND
	2,4-Dichlorophenol	EPA SW-846-8270	ND	ND	ND	ND	ND	ND	ND
	Diethyl phthalate	EPA SW-846-8270	ND	ND	ND	ND	ND	ND	ND
	2,4-Dimethyl phenol	EPA SW-846-8270	ND	ND	ND	ND	ND	ND	ND
	Dimethyl phthalate	EPA SW-846-8270	ND	ND	ND	ND	ND	ND	ND
	2,4-Dinitrophenol	EPA SW-846-8270	ND	ND	ND	ND	ND	ND	ND
	2,6 Dinitro-2-methylphenol	EPA SW-846-8270	ND	ND	ND	ND	ND	ND	ND
	Dinitrotoluene(2,4-/2,6-mixture)	EPA SW-846-8270	ND	ND	ND	ND	ND	ND	ND
	Fluotanthene	EPA SW-846-8270	ND	ND	ND	ND	ND	ND	ND
	Fluorene	EPA SW-846-8270	ND	ND	ND	ND	ND	ND	ND
	Hexachlorobenzene	EPA SW-846-8270	ND	ND	ND	ND	ND	ND	ND
	Hexachlorobutadiene	EPA SW-846-8270	ND	ND	ND	ND	ND	ND	ND
	Hexachlorocyclopentadiene	EPA SW-846-8270	ND	ND	ND	ND	ND	ND	ND
	Hexachloroethane	EPA SW-846-8270	ND	ND	ND	ND	ND	ND	ND
	Indeno(1,2,3-cd)pyrene	EPA SW-846-8270	ND	ND	ND	ND	ND	ND	ND
	Isophorone	EPA SW-846-8270	ND	ND	ND	ND	ND	ND	ND
	2-Methylnaphthalene	EPA SW-846-8270	ND	ND	ND	ND	ND	ND	ND
	2-Methylphenol (o-creosol)	EPA SW-846-8270	ND	ND	ND	ND	ND	ND	ND
	4-Methylphenol (p-creosol)	EPA SW-846-8270	ND	ND	ND	ND	ND	ND	ND
	Naphthalene	EPA SW-846-8270	ND	ND	ND	ND	ND	ND	ND
	2-Nitroaniline	EPA SW-846-8270	ND	ND	ND	ND	ND	ND	ND
	Nitrobenzene	EPA SW-846-8270	ND	ND	ND	ND	ND	ND	ND
	N-Nitrosodiphenylamine	EPA SW-846-8270	ND	ND	ND	ND	ND	ND	ND
	N-Nitroso-di-n-propylamine	EPA SW-846-8270	ND	ND	ND	ND	ND	ND	ND
	N-Nitrosodimethylamine	EPA SW-846-8270	ND	ND	ND	ND	ND	ND	ND
	Pentachlorophenol	EPA SW-846-8270	ND	ND	ND	ND	ND	ND	ND
	Phenanthrene	EPA SW-846-8270	ND	ND	ND	ND	ND	ND	ND
	Phenol	EPA SW-846-8270	ND	ND	ND	ND	ND	ND	ND
	Pyrene	EPA SW-846-8270	ND	ND	ND	ND	ND	ND	ND
	1,2,4-Trichlorobenzene	EPA SW-846-8270	ND	ND	ND	ND	ND	ND	ND
	2,4,5-Trichlorophenol	EPA SW-846-8270	ND	ND	ND	ND	ND	ND	ND
	2,4,6-Trichlorophenol	EPA SW-846-8270	ND	ND	ND	ND	ND	ND	ND
Metals	**Aluminum**	EPA SW-846-6010	ND	ND	ND	ND	ND	ND	ND
	Antimony	EPA SW-846-6010	ND	ND	ND	ND	ND	ND	ND
	Arsenic	EPA SW-846-6010	11.9 mg/kg	19.1 mg/kg	4.820 mg/kg	3.210 mg/kg	2.510 mg/kg	3.380 mg/kg	3.22 mg/kg
	Barium	EPA SW-846-6010	16.5 mg/kg	6.240 mg/kg	11.3 mg/kg	12.5 mg/kg	9.570 mg/kg	9.690 mg/kg	11.5 mg/kg
	Beryllium	EPA SW-846-6010	1.060 mg/kg	0.980 mg/kg	0.514 mg/kg	0.461 mg/kg	0.445 mg/kg	0.418 mg/kg	0.488 mg/kg
	Cadmium	EPA SW-846-6010	3.370 mg/kg	4.660 mg/kg	ND	ND	ND	ND	ND
	Cobalt	EPA SW-846-6010	ND	ND	ND	ND	ND	ND	ND
	Chromium - hexavalent (VI)	EPA SW-846-6010	ND	ND	ND	ND	ND	ND	ND
	Chromium - trivalent (III)	EPA SW-846-6010	38.1 mg/kg	38.4 mg/kg	23.8 mg/kg	18.4 mg/kg	15.1 mg/kg	15.4 mg/kg	19.3 mg/kg
	Copper	EPA SW-846-6010	4.330 mg/kg	4.690 mg/kg	ND	ND	ND	ND	ND
	Lead	EPA SW-846-6010	7.940 mg/kg	8.5 mg/kg	2.790 mg/kg	2.510 mg/kg	2.20 mg/kg	2.20 mg/kg	2.49 mg/kg
	Manganese	EPA SW-846-6010	ND	ND	ND	ND	ND	ND	ND
	Mercury	EPA SW-846-7471	ND	ND	0.012 mg/kg	ND	ND	ND	ND
	Nickel	EPA SW-846-6010	4.220 mg/kg	3.1 mg/kg	2.740 mg/kg	2.530 mg/kg	2.1 mg/kg	2.250 mg/kg	2.830 mg/kg
	Selenium	EPA SW-846-6010	ND	ND	ND	ND	ND	ND	ND
	Silver	EPA SW-846-6010	ND	ND	ND	ND	ND	ND	ND
	Thallium	EPA SW-846-6010	ND	ND	ND	ND	ND	ND	ND
	Vanadium	EPA SW-846-6010	48.8 mg/kg	45.4 mg/kg	26.0 mg/kg	21.0 mg/kg	19.9 mg/kg	19.9 mg/kg	21.8 mg/kg
	Zinc	EPA SW-846-6010	37.7 mg/kg	45.6 mg/kg	15.9 mg/kg	11.6 mg/kg	11.9 mg/kg	12.0 mg/kg	13.2 mg/kg
PCBs	PCBs (Polychlorinated biphenyls)	EPA SW-846-8087	ND	ND	ND	ND	ND	ND	0.022 mg/kg
Pesticides	**alpha - BHC**	EPA SW-846-8081	ND	ND	ND	ND	ND	ND	ND
	beta - BHC	EPA SW-846-8081	ND	ND	ND	ND	ND	ND	ND
	gamma - BHC	EPA SW-846-8081	ND	ND	ND	ND	ND	ND	ND
	Aldrin	EPA SW-846-8081	ND	ND	ND	ND	ND	ND	ND
	4,4'-DDD (p,p'-TDE)	EPA SW-846-8081	ND	ND	ND	ND	ND	ND	ND
	4,4'-DDE (p,p'-DDX)	EPA SW-846-8081	ND	ND	ND	ND	ND	0.0017 mg/kg	ND
	4,4'-DDT	EPA SW-846-8081	ND	ND	ND	ND	ND	ND	ND
	Dieldrin	EPA SW-846-8081	ND	ND	ND	ND	ND	ND	ND
	Endosulfan	EPA SW-846-8081	ND	ND	ND	ND	ND	ND	ND
	Endosulfan II	EPA SW-846-8081	ND	ND	ND	ND	ND	ND	ND
	Endrin	EPA SW-846-8081	ND	ND	ND	ND	ND	ND	ND
	Heptachlor	EPA SW-846-8081	ND	ND	ND	ND	ND	ND	ND
	Heptachlor Epoxide	EPA SW-846-8081	ND	ND	ND	ND	ND	ND	ND
	Methoxychlor	EPA SW-846-8081	ND	ND	ND	ND	ND	ND	ND
	alpha - chlordane	EPA SW-846-8081	ND	ND	ND	ND	ND	ND	ND
	gamma - chlordane	EPA SW-846-8081	ND	ND	ND	ND	ND	ND	ND
	Toxaphene	EPA SW-846-8081	ND	ND	ND	ND	ND	ND	ND
General Chemistry	Cyanide	EPA SW-846-9012	2.010 mg/kg	1.160 mg/kg	1.87 mg/kg	1.35 mg/kg	ND	1.63 mg/kg	1.950 mg/kg

Analytical Results Summary Table
Backfill Type vs NJDEP Criteria

	Analyte	Test Method	Type B Lot #52 Alovats (255,000 - 260,000 cyds)	Type B Lot #53 Alovats (260,000 - 265,000 cyds)	Type B Lot #54 Alovats (265,000 - 270,000 cyds)	Type B Lot #55 Alovats (270,000 - 275,000 cyds)	Type B Lot #56 Alovats (275,000 - 280,000 cyds)	Type B Lot #57 Alovats (280,000 - 285,000 cyds)	Type B Lot #58 Alovats (285,000 - 290,000 cyds)
VOCs	Acetone	EPA SW-846-8260	ND	ND	ND	ND	ND	ND	ND
	Acrylonitrile	EPA SW-846-8260	ND	ND	ND	ND	ND	ND	ND
	Acrolein	EPA SW-846-8260	ND	ND	ND	ND	ND	ND	ND
	Benzene	EPA SW-846-8260	ND	ND	ND	ND	ND	ND	ND
	Bromodichloromethane (Dichlorobromomethane)	EPA SW-846-8260	ND	ND	ND	ND	ND	ND	ND
	Bromoform	EPA SW-846-8260	ND	ND	ND	ND	ND	ND	ND
	Bromomethane (Methyl bromide)	EPA SW-846-8260	ND	ND	ND	ND	ND	ND	ND
	2-Butanone (Methyl ethyl ketone) (MEK)	EPA SW-846-8260	ND	ND	ND	ND	ND	ND	ND
	Carbon Disulfide	EPA SW-846-8260	ND	ND	ND	ND	ND	ND	ND
	Carbon Tetrachloride	EPA SW-846-8260	ND	ND	ND	ND	ND	ND	ND
	Chlorobenzene	EPA SW-846-8260	ND	ND	ND	ND	ND	ND	ND
	Chloroethane	EPA SW-846-8260	ND	ND	ND	ND	ND	ND	ND
	Chloroform	EPA SW-846-8260	ND	ND	ND	ND	ND	ND	ND
	Chloromethane (Methyl chloride)	EPA SW-846-8260	ND	ND	ND	ND	ND	ND	ND
	1,2 Dibromoethane	EPA SW-846-8260	ND	ND	ND	ND	ND	ND	ND
	1,2 Dibromo - 3 - Chloropropane	EPA SW-846-8260	ND	ND	ND	ND	ND	ND	ND
	1,1-Dichloroethane	EPA SW-846-8260	ND	ND	ND	ND	ND	ND	ND
	1,2-Dichloroethane	EPA SW-846-8260	ND	ND	ND	ND	ND	ND	ND
	1,1-Dichloroethene	EPA SW-846-8260	ND	ND	ND	ND	ND	ND	ND
	1,2-Dichloroethene (trans)	EPA SW-846-8260	ND	ND	ND	ND	ND	ND	ND
	1,2-Dichloroethene (cis)	EPA SW-846-8260	ND	ND	ND	ND	ND	ND	ND
	1,2-Dichloropropane	EPA SW-846-8260	ND	ND	ND	ND	ND	ND	ND
	1,3-Dichloropropene (cis and trans)	EPA SW-846-8260	ND	ND	ND	ND	ND	ND	ND
	Dibromochloromethane (Chlorodibromomethane)	EPA SW-846-8260	ND	ND	ND	ND	ND	ND	ND
	1,2-Dichlorobenzene (o-Dichlorobenzene)	EPA SW-846-8260	ND	ND	ND	ND	ND	ND	ND
	1,3-Dichlorobenzene (m-Dichlorobenzene)	EPA SW-846-8260	ND	ND	ND	ND	ND	ND	ND
	1,4-Dichlorobenzene (p-Dichlorobenzene)	EPA SW-846-8260	ND	ND	ND	ND	ND	ND	ND
	Dichlorodifluoromethane	EPA SW-846-8260	ND	ND	ND	ND	ND	ND	ND
	Ethylbenzene	EPA SW-846-8260	ND	ND	ND	ND	ND	ND	ND
	Lindane (gamma BHC) (gamma HCH)	EPA SW-846-8260	ND	ND	ND	ND	ND	ND	ND
	Methoxychlor	EPA SW-846-8260	ND	ND	ND	ND	ND	ND	ND
	4-Methyl-2-pentanone (MIBK)	EPA SW-846-8260	ND	ND	ND	ND	ND	ND	ND
	Methylene Chloride (Dichloromethane)	EPA SW-846-8260	ND	ND	ND	ND	ND	ND	ND
	Methyl Acetate	EPA SW-846-8260	ND	ND	ND	ND	ND	ND	ND
	Methyl tert-butyl Ether MTBE	EPA SW-846-8260	ND	ND	ND	ND	ND	ND	ND
	Styrene	EPA SW-846-8260	ND	ND	ND	ND	ND	ND	ND
	Tert butyl alchohol TBA	EPA SW-846-8260	ND	ND	ND	ND	ND	ND	ND
	1,1,1,2-Tetrachloroethane	EPA SW-846-8260	ND	ND	ND	ND	ND	ND	ND
	1,1,2,2,-Tetrachloroethane	EPA SW-846-8260	ND	ND	ND	ND	ND	ND	ND
	Tetrachloroethene (Tetrachloroethylene) (PCE)	EPA SW-846-8260	ND	ND	ND	ND	ND	ND	ND
	Toluene	EPA SW-846-8260	ND	ND	ND	ND	ND	ND	ND
	1,1,1-Trichloroethane	EPA SW-846-8260	ND	ND	ND	ND	ND	ND	ND
	1,1,2-Trichloroethane	EPA SW-846-8260	ND	ND	ND	ND	ND	ND	ND
	Trichloroethene (Trichloroethylene) (TCE)	EPA SW-846-8260	ND	ND	ND	ND	ND	ND	ND
	Trichlorofluoromethane	EPA SW-846-8260	ND	ND	ND	ND	ND	ND	ND
	Vinyl chloride	EPA SW-846-8260	ND	ND	ND	ND	ND	ND	ND
	Xylenes (Total)	EPA SW-846-8260	ND	ND	ND	ND	ND	ND	ND
SVOCs	Acenaphthene	EPA SW-846-8270	ND	ND	ND	ND	ND	ND	ND
	Acetophenone	EPA SW-846-8270	ND	ND	ND	ND	ND	ND	ND
	Anthracene	EPA SW-846-8270	ND	ND	ND	ND	ND	ND	ND
	Atrazine	EPA SW-846-8270	ND	ND	ND	ND	ND	ND	ND
	Benzaldehyde	EPA SW-846-8270	ND	ND	ND	ND	ND	ND	ND
	Benzidine	EPA SW-846-8270	ND	ND	ND	ND	ND	ND	ND
	Benzyl Alcohol	EPA SW-846-8270	ND	ND	ND	ND	ND	ND	ND
	Benzo(b)fluoranthene (3,4-Benzofluoranthene)	EPA SW-846-8270	ND	ND	ND	ND	ND	ND	ND
	Benzo(a)anthracene (1,2-Benzanthracene)	EPA SW-846-8270	ND	ND	ND	ND	ND	ND	ND
	Benzo(a)pyrene (BaP)	EPA SW-846-8270	ND	ND	ND	ND	ND	ND	ND
	Benzo(k)fluoranthene	EPA SW-846-8270	ND	ND	ND	ND	ND	ND	ND
	Benzo(g,h,i)perylene	EPA SW-846-8270	ND	ND	ND	ND	ND	ND	ND
	1,1 Biphenyl	EPA SW-846-8270	ND	ND	ND	ND	ND	ND	ND
	Bis(2-Chloroethyl)ether	EPA SW-846-8270	ND	ND	ND	ND	ND	ND	ND
	Bis(2-chloroisopropyl)ether	EPA SW-846-8270	ND	ND	ND	ND	ND	ND	ND
	Bis(2-ethylhexyl) phthalate	EPA SW-846-8270	ND	ND	ND	ND	ND	ND	ND
	Butylbenzyl phthalate	EPA SW-846-8270	ND	ND	ND	ND	ND	ND	ND
	Caproiactam	EPA SW-846-8270	ND	ND	ND	ND	ND	ND	ND
	Carbazole	EPA SW-846-8270	ND	ND	ND	ND	ND	ND	ND
	4-Chloroaniline (p-Chloroaniline)	EPA SW-846-8270	ND	ND	ND	ND	ND	ND	ND
	4-Chloro-3-methyl phenol (p-Chloro-m-cresol)	EPA SW-846-8270	ND	ND	ND	ND	ND	ND	ND
	2-Chlorophenol (o-Chlorophenol)	EPA SW-846-8270	ND	ND	ND	ND	ND	ND	ND
	Chrysene	EPA SW-846-8270	ND	ND	ND	ND	ND	ND	ND
	Dibenz(a,h)anthracene	EPA SW-846-8270	ND	ND	ND	ND	ND	ND	ND
	Di-n-butyl phthalate	EPA SW-846-8270	ND	ND	ND	ND	ND	ND	ND
	Di-n-octyl phthalate	EPA SW-846-8270	ND	ND	ND	ND	ND	ND	ND
	3,3'-Dichlorobenzidine	EPA SW-846-8270	ND	ND	ND	ND	ND	ND	ND
	2,4-Dichlorophenol	EPA SW-846-8270	ND	ND	ND	ND	ND	ND	ND
	Diethyl phthalate	EPA SW-846-8270	ND	ND	ND	ND	ND	ND	ND
	2,4-Dimethyl phenol	EPA SW-846-8270	ND	ND	ND	ND	ND	ND	ND
	Dimethyl phthalate	EPA SW-846-8270	ND	ND	ND	ND	ND	ND	ND
	2,4-Dinitrophenol	EPA SW-846-8270	ND	ND	ND	ND	ND	ND	ND
	2,6 Dinitro-2-methylphenol	EPA SW-846-8270	ND	ND	ND	ND	ND	ND	ND
	Dinitrotoluene(2,4-/2,6-mixture)	EPA SW-846-8270	ND	ND	ND	ND	ND	ND	ND
	Fluotanthene	EPA SW-846-8270	ND	ND	ND	ND	ND	ND	ND
	Fluorene	EPA SW-846-8270	ND	ND	ND	ND	ND	ND	ND
	Hexachlorobenzene	EPA SW-846-8270	ND	ND	ND	ND	ND	ND	ND
	Hexachlorobutadiene	EPA SW-846-8270	ND	ND	ND	ND	ND	ND	ND
	Hexachlorocyclopentadiene	EPA SW-846-8270	ND	ND	ND	ND	ND	ND	ND
	Hexachloroethane	EPA SW-846-8270	ND	ND	ND	ND	ND	ND	ND
	Indeno(1,2,3-cd)pyrene	EPA SW-846-8270	ND	ND	ND	ND	ND	ND	ND
	Isophorone	EPA SW-846-8270	ND	ND	ND	ND	ND	ND	ND
	2-Methylnaphthalene	EPA SW-846-8270	ND	ND	ND	ND	ND	ND	ND
	2-Methylphenol (o-creosol)	EPA SW-846-8270	ND	ND	ND	ND	ND	ND	ND
	4-Methylphenol (p-creosol)	EPA SW-846-8270	ND	ND	ND	ND	ND	ND	ND
	Naphthalene	EPA SW-846-8270	ND	ND	ND	ND	ND	ND	ND
	2-Nitroaniline	EPA SW-846-8270	ND	ND	ND	ND	ND	ND	ND
	Nitrobenzene	EPA SW-846-8270	ND	ND	ND	ND	ND	ND	ND
	N-Nitrosodiphenylamine	EPA SW-846-8270	ND	ND	ND	ND	ND	ND	ND
	N-Nitroso-di-n-propylamine	EPA SW-846-8270	ND	ND	ND	ND	ND	ND	ND
	N-Nitrosodimethylamine	EPA SW-846-8270	ND	ND	ND	ND	ND	ND	ND
	Pentachlorophenol	EPA SW-846-8270	ND	ND	ND	ND	ND	ND	ND
	Phenanthrene	EPA SW-846-8270	ND	ND	ND	ND	ND	ND	ND
	Phenol	EPA SW-846-8270	ND	ND	ND	ND	ND	ND	ND
	Pyrene	EPA SW-846-8270	ND	0.048 mg/kg	ND	ND	ND	ND	ND
	1,2,4-Trichlorobenzene	EPA SW-846-8270	ND	ND	ND	ND	ND	ND	ND
	2,4,5-Trichlorophenol	EPA SW-846-8270	ND	ND	ND	ND	ND	ND	ND
	2,4,6-Trichlorophenol	EPA SW-846-8270	ND	ND	ND	ND	ND	ND	ND
Metals	**Aluminum**	EPA SW-846-6010	ND	ND	ND	ND	ND	ND	ND
	Antimony	EPA SW-846-6010	ND	ND	ND	ND	ND	ND	ND
	Arsenic	EPA SW-846-6010	4.77 mg/kg	12.3 mg/kg	8.360 mg/kg	7.530 mg/kg	9.3 mg/kg	7.44 mg/kg	10.1 mg/kg
	Barium	EPA SW-846-6010	9.70 mg/kg	12.2 mg/kg	11.3 mg/kg	13.3 mg/kg	10.9 mg/kg	13.1 mg/kg	12.0 mg/kg
	Beryllium	EPA SW-846-6010	0.630 mg/kg	0.740 mg/kg	0.525 mg/kg	0.442 mg/kg	0.513 mg/kg	0.513 mg/kg	0.649 mg/kg
	Cadmium	EPA SW-846-6010	ND	ND	ND	ND	ND	ND	ND
	Cobalt	EPA SW-846-6010	ND	ND	ND	ND	ND	ND	ND
	Chromium - hexavalent (VI)	EPA SW-846-6010	ND	ND	ND	ND	ND	ND	ND
	Chromium - trivalent (III)	EPA SW-846-6010	24.6 mg/lg	43.8 mg/kg	18.9 mg/kg	19.7 mg/kg	25.2 mg/kg	21.8 mg/kg	33.1 mg/kg
	Copper	EPA SW-846-6010	ND	3.650 mg/kg	2.800 mg/kg	2.530 mg/kg	2.970 mg/kg	2.910 mg/kg	3.22 mg/kg
	Lead	EPA SW-846-6010	2.690 mg/kg	3.940 mg/kg	3.50 mg/kg	3.080 mg/kg	3.140 mg/kg	3.240 mg/kg	4.27 mg/kg
	Manganese	EPA SW-846-6010	ND	ND	ND	ND	ND	ND	ND
	Mercury	EPA SW-846-7471	ND	0.004 mg/kg	0.008 mg/kg	0.005 mg/kg	0.006 mg/kg	0.006 mg/kg	0.004 mg/kg
	Nickel	EPA SW-846-6010	2.620 mg/kg	5.370 mg/kg	4.060 mg/kg	4.080 mg/kg	4.250 mg/kg	4.30 mg/kg	4.440 mg/kg
	Selenium	EPA SW-846-6010	ND	0.170 mg/kg	0.350 mg/kg	0.414 mg/kg	ND	0.283 mg/kg	0.20 mg/kg
	Silver	EPA SW-846-6010	ND	ND	ND	ND	ND	ND	ND
	Thallium	EPA SW-846-6010	ND	ND	ND	ND	ND	ND	ND
	Vanadium	EPA SW-846-6010	30.1 mg/kg	40.3 mg/kg	28.0 mg/kg	25.0 mg/kg	31.4 mg/kg	27.6 mg/kg	39.5 mg/kg
	Zinc	EPA SW-846-6010	16.1 mg/kg	23.1 mg/kg	16.7 mg/kg	14.4 mg/kg	19.3 mg/kg	15.8 mg/kg	17.1 mg/kg
PCBs	PCBs (Polychlorinated biphenyls)	EPA SW-846-8087	ND	ND	ND	ND	ND	ND	ND
Pesticides	**alpha - BHC**	EPA SW-846-8081	ND	ND	ND	ND	ND	ND	ND
	beta - BHC	EPA SW-846-8081	ND	ND	ND	ND	ND	ND	ND
	gamma - BHC	EPA SW-846-8081	ND	ND	ND	ND	ND	ND	ND
	Aldrin	EPA SW-846-8081	ND	ND	ND	ND	ND	ND	ND
	4,4'-DDD (p,p'-TDE)	EPA SW-846-8081	ND	ND	ND	ND	ND	ND	ND
	4,4'-DDE (p,p'-DDX)	EPA SW-846-8081	ND	ND	ND	ND	ND	ND	ND
	4,4'-DDT	EPA SW-846-8081	ND	ND	ND	ND	ND	ND	ND
	Dieldrin	EPA SW-846-8081	ND	ND	ND	ND	ND	ND	ND
	Endosulfan	EPA SW-846-8081	ND	ND	ND	ND	ND	ND	ND
	Endosulfan II	EPA SW-846-8081	ND	ND	ND	ND	ND	ND	ND
	Endrin	EPA SW-846-8081	ND	ND	ND	ND	ND	ND	ND
	Heptachlor	EPA SW-846-8081	ND	ND	ND	ND	ND	ND	ND
	Heptachlor Epoxide	EPA SW-846-8081	ND	ND	ND	ND	ND	ND	ND
	Methoxychlor	EPA SW-846-8081	ND	ND	ND	ND	ND	ND	ND
	alpha - chlordane	EPA SW-846-8081	ND	ND	ND	ND	ND	ND	ND
	gamma - chlordane	EPA SW-846-8081	ND	ND	ND	ND	ND	ND	ND
	Toxaphene	EPA SW-846-8081	ND	ND	ND	ND	ND	ND	ND
General Chemistry	Cyanide	EPA SW-846-9012	1.060 mg/kg	ND	ND	ND	ND	ND	ND

Analytical Results Summary Table
Backfill Type vs NJDEP Criteria

	Analyte	Test Method	1999 Soil Cleanup Criteria(RDCSCC) (mg/kg)	2008 Soil Cleanup Criteria(RDCSCC) (mg/kg)	TYPE B LOT#1 Corbett, Quinton Quarry (0-5000cyds)	TYPE B LOT#2 Corbett, Quinton Quarry (5000-10000 cyds)	TYPE B LOT#3 Corbett, Quinton Quarry (10000-15000 cyds)	TYPE B LOT#4 Corbett, Quinton Quarry (15000-20000 cyds)	TYPE B LOT#5 Corbett, Quinton Quarry(20000-25000 cyds)
VOCs	Acetone	EPA SW-846-8260	1,000 (d)	*70,000*	ND	ND	ND	ND	ND
	Acrylonitrile	EPA SW-846-8260	1	**0.9**	ND	ND	ND	ND	ND
	Acrolein	EPA SW-846-8260	none	0.5	ND	ND	ND	ND	ND
	Benzene	EPA SW-846-8260	3	**2**	ND	ND	ND	ND	ND
	Bromodichloromethane (Dichlorobromomethane)	EPA SW-846-8260	11	**1**	ND	ND	ND	ND	ND
	Bromoform	EPA SW-846-8260	86	**81**	ND	ND	ND	ND	ND
	Bromomethane (Methyl bromide)	EPA SW-846-8260	79	**25**	ND	ND	ND	ND	ND
	2-Butanone (Methyl ethyl ketone) (MEK)	EPA SW-846-8260	1,000 (d)	*3100*	ND	ND	ND	ND	ND
	Carbon Disulfide	EPA SW-846-8260	none	7,800	ND	ND	ND	ND	ND
	Carbon Tetrachloride	EPA SW-846-8260	2 (k)	0.6	ND	ND	ND	ND	ND
	Chlorobenzene	EPA SW-846-8260	37	*510*	ND	ND	ND	ND	ND
	Chloroethane	EPA SW-846-8260	none	220	ND	ND	ND	ND	ND
	Chloroform	EPA SW-846-8260	19 (k)	**0.6**	ND	ND	ND	ND	ND
	Chloromethane (Methyl chloride)	EPA SW-846-8260	520	**4**	ND	0.11 mg/kg	0.12 mg/kg	ND	ND
	1,2 Dibromoethane	EPA SW-846-8260	none	0.008	ND	ND	ND	ND	ND
	1,2 Dibromo - 3 - Chloropropane	EPA SW-846-8260	none	0.08	ND	ND	ND	ND	ND
	1,1-Dichloroethane	EPA SW-846-8260	570	**8**	ND	ND	ND	ND	ND
	1,2-Dichloroethane	EPA SW-846-8260	6	**0.9**	ND	ND	ND	ND	ND
	1,1-Dichloroethene	EPA SW-846-8260	8	*11*	ND	ND	ND	ND	ND
	1,2-Dichloroethene (trans)	EPA SW-846-8260	1,000 (d)	**300**	ND	ND	ND	ND	ND
	1,2-Dichloroethene (cis)	EPA SW-846-8260	79	*230*	ND	ND	ND	ND	ND
	1,2-Dichloropropane	EPA SW-846-8260	10	**2**	ND	ND	ND	ND	ND
	1,3-Dichloropropene (cis and trans)	EPA SW-846-8260	4	**2**	ND	ND	ND	ND	ND
	Dibromochloromethane (Chlorodibromomethane)	EPA SW-846-8260	110	**3**	ND	ND	ND	ND	ND
	1,2-Dichlorobenzene (o-Dichlorobenzene)	EPA SW-846-8260	5,100	*5300*	ND	ND	ND	ND	ND
	1,3-Dichlorobenzene (m-Dichlorobenzene)	EPA SW-846-8260	5,100	*5300*	ND	ND	ND	ND	ND
	1,4-Dichlorobenzene (p-Dichlorobenzene)	EPA SW-846-8260	570	**5**	ND	ND	ND	ND	ND
	Dichlorodifluoromethane	EPA SW-846-8260	none	490	ND	ND	ND	ND	ND
	Ethylbenzene	EPA SW-846-8260	1,000 (d)	*7800*	ND	ND	ND	ND	ND
	Lindane (gamma BHC) (gamma HCH)	EPA SW-846-8260	0.52	**0.4**	ND	ND	ND	ND	ND
	Methoxychlor	EPA SW-846-8260	280	*390*	ND	ND	ND	ND	ND
	4-Methyl-2-pentanone (MIBK)	EPA SW-846-8260	1,000 (d)	none	ND	ND	ND	ND	ND
	Methylene Chloride (Dichloromethane)	EPA SW-846-8260	49	**34**	ND	ND	ND	ND	ND
	Methyl Acetate	EPA SW-846-8260	none	78,000	ND	ND	ND	ND	ND
	Methyl tert-butyl Ether MTBE	EPA SW-846-8260	none	110	ND	ND	ND	ND	ND
	Styrene	EPA SW-846-8260	23	*90*	ND	ND	ND	ND	ND
	Tert butyl alchohol TBA	EPA SW-846-8260	none	1400	ND	ND	ND	ND	ND
	1,1,1,2-Tetrachloroethane	EPA SW-846-8260	170		ND	ND	ND	ND	ND
	1,1,2,2,-Tetrachloroethane	EPA SW-846-8260	34	**1**	ND	ND	ND	ND	ND
	Tetrachloroethene (Tetrachloroethylene) (PCE)	EPA SW-846-8260	4 (k)	**2**	ND	ND	ND	ND	ND
	Toluene	EPA SW-846-8260	1,000 (d)	*6300*	ND	ND	ND	ND	ND
	1,1,1-Trichloroethane	EPA SW-846-8260	210	*290*	ND	ND	ND	ND	ND
	1,1,2-Trichloroethane	EPA SW-846-8260	22	*2*	ND	ND	ND	ND	ND
	Trichloroethene (Trichloroethylene) (TCE)	EPA SW-846-8260	23	**7**	ND	ND	ND	ND	ND
	Trichlorofluoromethane	EPA SW-846-8260	none	23,000	ND	ND	ND	ND	ND
	Vinyl chloride	EPA SW-846-8260	2	**0.7**	ND	ND	ND	ND	ND
	Xylenes (Total)	EPA SW-846-8260	410	*12,000*	ND	ND	ND	ND	ND
SVOCs	Acenaphthene	EPA SW-846-8270	3,400	3,400	ND	ND	ND	ND	ND
	Acetophenone	EPA SW-846-8270	none	2	ND	ND	ND	ND	ND
	Anthracene	EPA SW-846-8270	10,000 (c)	*17,000*	ND	ND	ND	ND	ND
	Atrazine	EPA SW-846-8270	none	210	ND	ND	ND	ND	ND
	Benzaldehyde	EPA SW-846-8270	none	6,100 mg/kg	ND	ND	ND	ND	ND
	Benzidine	EPA SW-846-8270	none	0.7	ND	ND	ND	ND	ND
	Benzyl Alcohol	EPA SW-846-8270	10,000 (c)		ND	ND	ND	ND	ND
	Benzo(b)fluoranthene (3,4-Benzofluoranthene)	EPA SW-846-8270	0.9	**0.6**	ND	ND	ND	ND	ND
	Benzo(a)anthracene (1,2-Benzanthracene)	EPA SW-846-8270	0.9	**0.6**	ND	ND	ND	ND	ND
	Benzo(a)pyrene (BaP)	EPA SW-846-8270	0.66 (f)	**0.2**	ND	ND	ND	ND	ND
	Benzo(k)fluoranthene	EPA SW-846-8270	0.9	*6*	ND	ND	ND	ND	ND
	Benzo(g,h,i)perylene	EPA SW-846-8270	none	380,000	ND	ND	ND	ND	ND
	1,1 Biphenyl	EPA SW-846-8270	none	3,100	ND	ND	ND	ND	ND
	Bis(2-Chloroethyl)ether	EPA SW-846-8270	0.66 (f)	**0.4**	ND	ND	ND	ND	ND
	Bis(2-chloroisopropyl)ether	EPA SW-846-8270	2,300	**23**	ND	ND	ND	ND	ND
	Bis(2-ethylhexyl) phthalate	EPA SW-846-8270	49	**35**	ND	ND	ND	ND	ND
	Butylbenzyl phthalate	EPA SW-846-8270	1,100	*1200*	ND	ND	ND	ND	0.570 mg/kg
	Caproiactam	EPA SW-846-8270	none	31,000	ND	ND	ND	ND	ND
	Carbazole	EPA SW-846-8270	none	24	ND	ND	ND	ND	ND
	4-Chloroaniline (p-Chloroaniline)	EPA SW-846-8270	230	none	ND	ND	ND	ND	ND
	4-Chloro-3-methyl phenol (p-Chloro-m-cresol)	EPA SW-846-8270	10,000 (C)	none	ND	ND	ND	ND	ND
	2-Chlorophenol (o-Chlorophenol)	EPA SW-846-8270	280	*310*	ND	ND	ND	ND	ND
	Chrysene	EPA SW-846-8270	9	*62*	ND	ND	ND	ND	ND
	Dibenz(a,h)anthracene	EPA SW-846-8270	0.66 (f)	**0.2**	ND	ND	ND	ND	ND
	Di-n-butyl phthalate	EPA SW-846-8270	5,700	*6,100*	ND	ND	ND	ND	0.085 mg/kg
	Di-n-octyl phthalate	EPA SW-846-8270	1,100	*2400*	ND	ND	ND	ND	ND
	3,3'-Dichlorobenzidine	EPA SW-846-8270	2	**1**	ND	ND	ND	ND	ND
	2,4-Dichlorophenol	EPA SW-846-8270	170	*180*	ND	ND	ND	ND	ND
	Diethyl phthalate	EPA SW-846-8270	10,000 (c)	*49,000*	ND	ND	ND	ND	ND
	2,4-Dimethyl phenol	EPA SW-846-8270	1,100	*1200*	ND	ND	ND	ND	ND
	Dimethyl phthalate	EPA SW-846-8270	10,000 (c)	none	ND	ND	ND	ND	ND
	2,4-Dinitrophenol	EPA SW-846-8270	110	*120*	ND	ND	ND	ND	ND
	4,6 Dinitro-2-methylphenol	EPA SW-846-8270	none	6	ND	ND	ND	ND	ND
	Dinitrotoluene(2,4-/2,6-mixture)	EPA SW-846-8270	1 (l)	**0.7**	ND	ND	ND	ND	ND
	Fluoranthene	EPA SW-846-8270	2,300	2300	ND	ND	ND	ND	ND
	Fluorene	EPA SW-846-8270	2,300	2300	ND	ND	ND	ND	ND
	Hexachlorobenzene	EPA SW-846-8270	0.66 (f)	**0.3**	ND	ND	ND	ND	ND
	Hexachlorobutadiene	EPA SW-846-8270	1	*6*	ND	ND	ND	ND	ND
	Hexachlorocyclopentadiene	EPA SW-846-8270	400	**45**	ND	ND	ND	ND	ND
	Hexachloroethane	EPA SW-846-8270	6	*35*	ND	ND	ND	ND	ND
	Indeno(1,2,3-cd)pyrene	EPA SW-846-8270	0.9	*0.6*	ND	ND	ND	ND	ND
	Isophorone	EPA SW-846-8270	1,100	**510**	ND	ND	ND	ND	ND
	2-Methylnaphthalene	EPA SW-846-8270	none	230	ND	ND	ND	ND	ND
	2-Methylphenol (o-creosol)	EPA SW-846-8270	2,800	**310**	ND	ND	ND	ND	ND
	4-Methylphenol (p-creosol)	EPA SW-846-8270	2,800	**31**	ND	ND	ND	ND	ND
	Naphthalene	EPA SW-846-8270	230	**6**	ND	ND	ND	ND	ND
	2-Nitroaniline	EPA SW-846-8270	none	39	ND	ND	ND	ND	ND
	Nitrobenzene	EPA SW-846-8270	28	*31*	ND	ND	ND	ND	ND
	N-Nitrosodiphenylamine	EPA SW-846-8270	140	**99**	ND	ND	ND	ND	ND
	N-Nitroso-di-n-propylamine	EPA SW-846-8270	0.66 (f)	**0.2**	ND	ND	ND	ND	ND
	N-Nitrosodimethylamine	EPA SW-846-8270	none	**0.7**	ND	ND	ND	ND	ND
	Pentachlorophenol	EPA SW-846-8270	6	**3**	ND	ND	ND	ND	ND
	Phenanthrene	EPA SW-846-8270	none	none	ND	ND	ND	ND	ND
	Phenol	EPA SW-846-8270	10,000 (c)	*18000*	ND	ND	ND	ND	ND
	Pyrene	EPA SW-846-8270	1,700	1700	ND	ND	ND	ND	ND
	1,2,4-Trichlorobenzene	EPA SW-846-8270	68	*73*	ND	ND	ND	ND	ND
	2,4,5-Trichlorophenol	EPA SW-846-8270	5,600	*6100*	ND	ND	ND	ND	ND
	2,4,6-Trichlorophenol	EPA SW-846-8270	62	**19**	ND	ND	ND	ND	ND
Metals	**Aluminum**	EPA SW-846-6010	none	78,000	ND	ND	ND	ND	ND
	Antimony	EPA SW-846-6010	14	*31*	ND	ND	ND	1.5 mg/kg	ND
	Arsenic	EPA SW-846-6010	20 (e)	**19**	2.89 mg/kg	2.28 mg/kg	1.55 mg/kg	4.7 mg/kg	6.0 mg/kg
	Barium	EPA SW-846-6010	700	*16,000*	13.9 mg/kg	12.4 mg/kg	11.9 mg/kg	5.5 mg/kg	3.0 mg/kg
	Beryllium	EPA SW-846-6010	**[1(f)] 2 (e)**	*16*	0.20 mg/kg	0.204 mg/kg	0.207 mg/kg	0.08 mg/kg	0.12 mg/kg
	Cadmium	EPA SW-846-6010	**[1] 39**	*78*	ND	ND	ND	ND	ND
	Cobalt	EPA SW-846-6010	none	1600	ND	ND	ND	ND	ND
	Chromium - hexavalent (VI)	EPA SW-846-6010	**240; 270 (g); (i)**		ND	ND	ND	ND	2.76 mg/kg
	Chromium - trivalent (III)	EPA SW-846-6010	**120,000**		11.3 mg/kg	9.4 mg/kg	8.0 mg/kg	9.6 mg/kg	10.4 mg/kg
	Copper	EPA SW-846-6010	600 (m)	*3100*	4.3 mg/kg	4.42 mg/kg	4.540 mg/kg	2.0 mg/kg	2.4 mg/kg
	Lead	EPA SW-846-6010	400 (p)	400	6.630 mg/kg	5.570 mg/kg	8.3 mg/kg	4.4 mg/kg	3.5 mg/kg
	Manganese	EPA SW-846-6010	none	11,000		ND	ND	ND	ND
	Mercury	EPA SW-846-7471	14	*23*	0.032 mg/kg	0.064 mg/kg	0.012 mg/kg	0.007 mg/kg	0.019 mg/kg
	Nickel	EPA SW-846-6010	250	*1600*	3.820 mg/kg	3.28 mg/kg	4.590 mg/kg	0.91 mg/kg	1.9 mg/kg
	Selenium	EPA SW-846-6010	63	*390*	0.577 mg/kg	0.463 mg/kg	0.427 mg/kg	1.1 mg/kg	0.89 mg/kg
	Silver	EPA SW-846-6010	110	*390*	1.710 mg/kg	1.9 mg/kg	2.44 mg/kg	0.22 mg/kg	0.92 mg/kg
	Thallium	EPA SW-846-6010	2 (f)	*5*		ND	ND	ND	ND
	Vanadium	EPA SW-846-6010	370	**78**	19.7 mg/kg	19.3 mg/kg	23.7 mg/kg	10.1 mg/kg	14.8 mg/kg
	Zinc	EPA SW-846-6010	1,500 (m)	*23,000*	9.60 mg/kg	10.6 mg/kg	15.8 mg/kg	6.5 mg/kg	8.6 mg/kg
PCBs	PCBs (Polychlorinated biphenyls)	EPA SW-846-8087	0.49	**0.2**	ND	ND	ND	ND	ND
Pesticides	**alpha - BHC**	EPA SW-846-8081	none	0.1	ND	ND	ND	ND	ND
	beta - BHC	EPA SW-846-8081	none	0.4	ND	ND	ND	ND	ND
	gamma - BHC	EPA SW-846-8081	0.4	0.4	ND	ND	ND	ND	ND
	Aldrin	EPA SW-846-8081	0.040	0.04	ND	ND	ND	ND	ND
	4,4'-DDD (p,p'-TDE)	EPA SW-846-8081	3	3	ND	ND	ND	ND	ND
	4,4'-DDE (p,p'-DDX)	EPA SW-846-8081	2	2	ND	ND	ND	ND	ND
	4,4'-DDT	EPA SW-846-8081	2	2	ND	ND	ND	ND	ND
	Dieldrin	EPA SW-846-8081	0.042	**0.04**	ND	ND	ND	ND	ND
	Endosulfan	EPA SW-846-8081	340	*470*	ND	ND	ND	ND	ND
	Endosulfan II	EPA SW-846-8081	340	*470*	ND	ND	ND	ND	ND
	Endrin	EPA SW-846-8081	17	*23*	ND	ND	ND	ND	ND
	Heptachlor	EPA SW-846-8081	0.15	**0.1**	ND	ND	ND	ND	ND
	Heptachlor Epoxide	EPA SW-846-8081	none	0.07	ND	ND	ND	ND	ND
	Methoxychlor	EPA SW-846-8081	280	390	ND	ND	ND	ND	ND
	alpha - chlordane	EPA SW-846-8081	none	0.2	ND	ND	ND	ND	ND
	gamma - chlordane	EPA SW-846-8081	none	0.2	ND	ND	ND	ND	ND
	Toxaphene	EPA SW-846-8081	0.10	*0.6*	ND	ND	ND	ND	ND
General Chemistry	Cyanide	EPA SW-846-9012	1,100	*1600*	1.23 mg/kg	1.020 mg/kg	2.930 mg/kg	0.81 mg/kg	1.22 mg/kg

Analytical Results Summary Table
Backfill Type vs NJDEP Criteria

	Analyte	Test Method	TYPE B LOT#6 Corbett, Quinton Quarry (25000-30000 cyds)	TYPE B LOT#7 Corbett, Quinton Quarry (30000-35000 cyds)	TYPE B LOT#8 Corbett, Quinton Quarry (35000-40000 cyds)	TYPE B LOT#9 Corbett, Quinton Quarry(40000-45000 cyds)	TYPE B LOT#10 Corbett, Quinton Quarry (45000-50000 cyds)	TYPE B LOT#11 Corbett, Quinton Quarry (50000-55000 cyds)	TYPE B LOT#12 Corbett, Quinton Quarry (55000-60000 cyds)
VOCs	Acetone	EPA SW-846-8260	1.1mg/kg	ND	ND	ND	0.94 mg/kg	ND	ND
	Acrylonitrile	EPA SW-846-8260	ND	ND	ND	ND	ND	ND	ND
	Acrolein	EPA SW-846-8260	ND	ND	ND	ND	ND	ND	ND
	Benzene	EPA SW-846-8260	ND	ND	ND	ND	ND	ND	ND
	Bromodichloromethane (Dichlorobromomethane)	EPA SW-846-8260	ND	ND	ND	ND	ND	ND	ND
	Bromoform	EPA SW-846-8260	ND	ND	ND	ND	ND	ND	ND
	Bromomethane (Methyl bromide)	EPA SW-846-8260	ND	ND	ND	ND	ND	ND	ND
	2-Butanone (Methyl ethyl ketone) (MEK)	EPA SW-846-8260	ND	ND	ND	ND	ND	ND	ND
	Carbon Disulfide	EPA SW-846-8260	ND	ND	ND	ND	ND	ND	ND
	Carbon Tetrachloride	EPA SW-846-8260	ND	ND	ND	ND	ND	ND	ND
	Chlorobenzene	EPA SW-846-8260	ND	ND	ND	ND	ND	ND	ND
	Chloroethane	EPA SW-846-8260	ND	ND	ND	ND	ND	ND	ND
	Chloroform	EPA SW-846-8260	ND	ND	ND	ND	ND	ND	ND
	Chloromethane (Methyl chloride)	EPA SW-846-8260	ND	ND	ND	ND	ND	ND	ND
	1,2 Dibromoethane	EPA SW-846-8260	ND	ND	ND	ND	ND	ND	ND
	1,2 Dibromo - 3 - Chloropropane	EPA SW-846-8260	ND	ND	ND	ND	ND	ND	ND
	1,1-Dichloroethane	EPA SW-846-8260	ND	ND	ND	ND	ND	ND	ND
	1,2-Dichloroethane	EPA SW-846-8260	ND	ND	ND	ND	ND	ND	ND
	1,1-Dichloroethene	EPA SW-846-8260	ND	ND	ND	ND	ND	ND	ND
	1,2-Dichloroethene (trans)	EPA SW-846-8260	ND	ND	ND	ND	ND	ND	ND
	1,2-Dichloroethene (cis)	EPA SW-846-8260	ND	ND	ND	ND	ND	ND	ND
	1,2-Dichloropropane	EPA SW-846-8260	ND	ND	ND	ND	ND	ND	ND
	1,3-Dichloropropene (cis and trans)	EPA SW-846-8260	ND	ND	ND	ND	ND	ND	ND
	Dibromochloromethane (Chlorodibromomethane)	EPA SW-846-8260	ND	ND	ND	ND	ND	ND	ND
	1,2-Dichlorobenzene (o-Dichlorobenzene)	EPA SW-846-8260	ND	ND	ND	ND	ND	ND	ND
	1,3-Dichlorobenzene (m-Dichlorobenzene)	EPA SW-846-8260	ND	ND	ND	ND	ND	ND	ND
	1,4-Dichlorobenzene (p-Dichlorobenzene)	EPA SW-846-8260	ND	ND	ND	ND	ND	ND	ND
	Dichlorodifluoromethane	EPA SW-846-8260	ND	ND	ND	ND	ND	ND	ND
	Ethylbenzene	EPA SW-846-8260	ND	ND	ND	ND	ND	ND	ND
	Lindane (gamma BHC) (gamma HCH)	EPA SW-846-8260	ND	ND	ND	ND	ND	ND	ND
	Methoxychlor	EPA SW-846-8260	ND	ND	ND	ND	ND	ND	ND
	4-Methyl-2-pentanone (MIBK)	EPA SW-846-8260	ND	ND	ND	ND	ND	ND	ND
	Methylene Chloride (Dichloromethane)	EPA SW-846-8260	ND	ND	ND	ND	ND	ND	ND
	Methyl Acetate	EPA SW-846-8260	ND	ND	ND	ND	ND	ND	ND
	Methyl tert-butyl Ether MTBE	EPA SW-846-8260	ND	ND	ND	ND	ND	ND	ND
	Styrene	EPA SW-846-8260	ND	ND	ND	ND	ND	ND	ND
	Tert butyl alchohol TBA	EPA SW-846-8260	ND	ND	ND	ND	ND	ND	ND
	1,1,1,2-Tetrachloroethane	EPA SW-846-8260	ND	ND	ND	ND	ND	ND	ND
	1,1,2,2,-Tetrachloroethane	EPA SW-846-8260	ND	ND	ND	ND	ND	ND	ND
	Tetrachloroethene (Tetrachloroethylene) (PCE)	EPA SW-846-8260	ND	ND	ND	ND	ND	ND	ND
	Toluene	EPA SW-846-8260	ND	ND	ND	ND	ND	ND	ND
	1,1,1-Trichloroethane	EPA SW-846-8260	ND	ND	ND	ND	ND	ND	ND
	1,1,2-Trichloroethane	EPA SW-846-8260	ND	ND	ND	ND	ND	ND	ND
	Trichloroethene (Trichloroethylene) (TCE)	EPA SW-846-8260	ND	ND	ND	ND	ND	ND	ND
	Trichlorofluoromethane	EPA SW-846-8260	ND	ND	ND	ND	ND	ND	ND
	Vinyl chloride	EPA SW-846-8260	ND	ND	ND	ND	ND	ND	ND
	Xylenes (Total)	EPA SW-846-8260	ND	ND	ND	ND	ND	ND	ND
SVOCs	Acenaphthene	EPA SW-846-8270	ND	ND	ND	ND	ND	ND	ND
	Acetophenone	EPA SW-846-8270	ND	ND	ND	ND	ND	ND	ND
	Anthracene	EPA SW-846-8270	ND	ND	ND	ND	ND	ND	ND
	Atrazine	EPA SW-846-8270	ND	ND	ND	ND	ND	ND	ND
	Benzaldehyde	EPA SW-846-8270	ND	ND	ND	ND	ND	ND	ND
	Benzidine	EPA SW-846-8270	ND	ND	ND	ND	ND	ND	ND
	Benzyl Alcohol	EPA SW-846-8270	ND	ND	ND	ND	ND	ND	ND
	Benzo(b)fluoranthene (3,4-Benzofluoranthene)	EPA SW-846-8270	ND	ND	ND	ND	ND	ND	ND
	Benzo(a)anthracene (1,2-Benzanthracene)	EPA SW-846-8270	ND	ND	ND	ND	ND	ND	ND
	Benzo(a)pyrene (BaP)	EPA SW-846-8270	ND	ND	ND	ND	ND	ND	ND
	Benzo(k)fluoranthene	EPA SW-846-8270	ND	ND	ND	ND	ND	ND	ND
	Benzo(g,h,i)perylene	EPA SW-846-8270	ND	ND	ND	ND	ND	ND	ND
	1,1 Biphenyl	EPA SW-846-8270	ND	ND	ND	ND	ND	ND	ND
	Bis(2-Chloroethyl)ether	EPA SW-846-8270	ND	ND	ND	ND	ND	ND	ND
	Bis(2-chloroisopropyl)ether	EPA SW-846-8270	ND	ND	ND	ND	ND	ND	ND
	Bis(2-ethylhexyl) phthalate	EPA SW-846-8270	ND	ND	ND	ND	ND	ND	ND
	Butylbenzyl phthalate	EPA SW-846-8270	0.280mg/kg	0.062 mg/kg	0.079 mg/kg	ND	ND	ND	ND
	Caproiactam	EPA SW-846-8270	ND	ND	ND	ND	ND	ND	ND
	Carbazole	EPA SW-846-8270	ND	ND	ND	ND	ND	ND	ND
	4-Chloroaniline (p-Chloroaniline)	EPA SW-846-8270	ND	ND	ND	ND	ND	ND	ND
	4-Chloro-3-methyl phenol (p-Chloro-m-cresol)	EPA SW-846-8270	ND	ND	ND	ND	ND	ND	ND
	2-Chlorophenol (o-Chlorophenol)	EPA SW-846-8270	ND	ND	ND	ND	ND	ND	ND
	Chrysene	EPA SW-846-8270	ND	ND	ND	ND	ND	ND	ND
	Dibenz(a,h)anthracene	EPA SW-846-8270	ND	ND	ND	ND	ND	ND	ND
	Di-n-butyl phthalate	EPA SW-846-8270	ND	ND	ND	ND	ND	ND	ND
	Di-n-octyl phthalate	EPA SW-846-8270	ND	ND	ND	ND	ND	ND	ND
	3,3'-Dichlorobenzidine	EPA SW-846-8270	ND	ND	ND	ND	ND	ND	ND
	2,4-Dichlorophenol	EPA SW-846-8270	ND	ND	ND	ND	ND	ND	ND
	Diethyl phthalate	EPA SW-846-8270	ND	ND	ND	ND	ND	ND	ND
	2,4-Dimethyl phenol	EPA SW-846-8270	ND	ND	ND	ND	ND	ND	ND
	Dimethyl phthalate	EPA SW-846-8270	ND	ND	ND	ND	ND	ND	ND
	2,4-Dinitrophenol	EPA SW-846-8270	ND	ND	ND	ND	ND	ND	ND
	4,6 Dinitro-2-methylphenol	EPA SW-846-8270	ND	ND	ND	ND	ND	ND	ND
	Dinitrotoluene(2,4-/2,6-mixture)	EPA SW-846-8270	ND	ND	ND	ND	ND	ND	ND
	Fluoranthene	EPA SW-846-8270	ND	ND	ND	ND	ND	ND	ND
	Fluorene	EPA SW-846-8270	ND	ND	ND	ND	ND	ND	ND
	Hexachlorobenzene	EPA SW-846-8270	ND	ND	ND	ND	ND	ND	ND
	Hexachlorobutadiene	EPA SW-846-8270	ND	ND	ND	ND	ND	ND	ND
	Hexachlorocyclopentadiene	EPA SW-846-8270	ND	ND	ND	ND	ND	ND	ND
	Hexachloroethane	EPA SW-846-8270	ND	ND	ND	ND	ND	ND	ND
	Indeno(1,2,3-cd)pyrene	EPA SW-846-8270	ND	ND	ND	ND	ND	ND	ND
	Isophorone	EPA SW-846-8270	ND	ND	ND	ND	ND	ND	ND
	2-Methylnaphthalene	EPA SW-846-8270	ND	ND	ND	ND	ND	ND	ND
	2-Methylphenol (o-creosol)	EPA SW-846-8270	ND	ND	ND	ND	ND	ND	ND
	4-Methylphenol (p-creosol)	EPA SW-846-8270	ND	ND	ND	ND	ND	ND	ND
	Naphthalene	EPA SW-846-8270	ND	ND	ND	ND	ND	ND	ND
	2-Nitroaniline	EPA SW-846-8270	ND	ND	ND	ND	ND	ND	ND
	Nitrobenzene	EPA SW-846-8270	ND	ND	ND	ND	ND	ND	ND
	N-Nitrosodiphenylamine	EPA SW-846-8270	ND	ND	ND	ND	ND	ND	ND
	N-Nitroso-di-n-propylamine	EPA SW-846-8270	ND	ND	ND	ND	ND	ND	ND
	N-Nitrosodimethylamine	EPA SW-846-8270	ND	ND	ND	ND	ND	ND	ND
	Pentachlorophenol	EPA SW-846-8270	ND	ND	ND	ND	ND	ND	ND
	Phenanthrene	EPA SW-846-8270	ND	ND	ND	ND	ND	ND	ND
	Phenol	EPA SW-846-8270	ND	ND	ND	ND	ND	ND	ND
	Pyrene	EPA SW-846-8270	ND	ND	ND	ND	ND	ND	ND
	1,2,4-Trichlorobenzene	EPA SW-846-8270	ND	ND	ND	ND	ND	ND	ND
	2,4,5-Trichlorophenol	EPA SW-846-8270	ND	ND	ND	ND	ND	ND	ND
	2,4,6-Trichlorophenol	EPA SW-846-8270	ND	ND	ND	ND	ND	ND	ND
Metals	**Aluminum**	EPA SW-846-6010	ND	ND	ND	ND	ND	ND	2080 mg/kg
	Antimony	EPA SW-846-6010	ND	0.89 mg/kg	ND	ND	ND	ND	ND
	Arsenic	EPA SW-846-6010	3.7mg/kg	3.340 mg/kg	6.37 mg/kg	3.79 mg/kg	4.040 mg/kg	3.960 mg/kg	3.040 mg/kg
	Barium	EPA SW-846-6010	5.4mg/kg	3.75 mg/kg	7.05 mg/kg	8.98 mg/kg	4.470 mg/kg	1.930 mg/kg	4.450 mg/kg
	Beryllium	EPA SW-846-6010	0.13mg/kg	0.161 mg/kg	0.150 mg/kg	0.181 mg/kg	0.061 mg/kg	0.037 mg/kg	0.044 mg/kg
	Cadmium	EPA SW-846-6010	ND	ND	ND	ND	ND	ND	0.087 mg/kg
	Cobalt	EPA SW-846-6010	ND	ND	ND	ND	ND	ND	0.458 mg/kg
	Chromium - hexavalent (VI)	EPA SW-846-6010	0.86mg/kg	ND	2.71 mg/kg	ND	ND	ND	ND
	Chromium - trivalent (III)	EPA SW-846-6010	16.9mg/kg	6.9 mg/kg	6.2 mg/kg	11.5 mg/kg	6.350 mg/kg	8.0 mg/kg	7.5 mg/kg
	Copper	EPA SW-846-6010	2.8mg/kg	2.48 mg/kg	2.35 mg/kg	2.95 mg/kg	1.030 mg/kg	0.785 mg/kg	2.09 mg/kg
	Lead	EPA SW-846-6010	5.8mg/kg	3.86 mg/kg	3.05 mg/kg	4.1 mg/kg	1.730 mg/kg	1.590 mg/kg	2.45 mg/kg
	Manganese	EPA SW-846-6010	ND	ND	ND	ND	ND	ND	8.430 mg/kg
	Mercury	EPA SW-846-7471	0.016mg/kg	ND	0.010 mg/kg	0.014 mg/kg	0.008 mg/kg	0.015 mg/kg	ND
	Nickel	EPA SW-846-6010	6.4mg/kg	1.45 mg/kg	1.72 mg/kg	2.78 mg/kg	1.460 mg/kg	1.210 mg/kg	0.662 mg/kg
	Selenium	EPA SW-846-6010	0.55mg/kg	ND	0.77 mg/kg	0.752 mg/kg	ND	ND	1.2 mg/kg
	Silver	EPA SW-846-6010	0.83mg/kg	0.501 mg/kg	ND	ND	ND	ND	1.370 mg/kg
	Thallium	EPA SW-846-6010	ND	ND	ND	ND	ND	ND	ND
	Vanadium	EPA SW-846-6010	14.6mg/kg	10.8 mg/kg	13.4 mg/kg	16.6 mg/kg	9.360 mg/kg	6.370 mg/kg	9.560 mg/kg
	Zinc	EPA SW-846-6010	9mg/kg	7.92 mg/kg	8.69 mg/kg	8.910 mg/kg	6.370 mg/kg	5.240 mg/kg	4.460 mg/kg
PCBs	PCBs (Polychlorinated biphenyls)	EPA SW-846-8087	ND	ND	ND	ND	ND	ND	ND
Pesticides	**alpha - BHC**	EPA SW-846-8081	ND	ND	ND	ND	ND	ND	ND
	beta - BHC	EPA SW-846-8081	ND	ND	ND	ND	ND	ND	ND
	gamma - BHC	EPA SW-846-8081	ND	ND	ND	ND	ND	ND	ND
	Aldrin	EPA SW-846-8081	ND	ND	ND	ND	ND	ND	ND
	4,4'-DDD (p,p'-TDE)	EPA SW-846-8081	ND	ND	ND	ND	ND	ND	ND
	4,4'-DDE (p,p'-DDX)	EPA SW-846-8081	ND	ND	ND	ND	ND	ND	ND
	4,4'-DDT	EPA SW-846-8081	ND	ND	ND	ND	ND	ND	ND
	Dieldrin	EPA SW-846-8081	ND	ND	ND	ND	ND	ND	ND
	Endosulfan	EPA SW-846-8081	ND	ND	ND	ND	ND	ND	ND
	Endosulfan II	EPA SW-846-8081	ND	ND	ND	ND	ND	ND	ND
	Endrin	EPA SW-846-8081	ND	ND	ND	ND	ND	ND	ND
	Heptachlor	EPA SW-846-8081	ND	ND	ND	ND	ND	ND	ND
	Heptachlor Epoxide	EPA SW-846-8081	ND	ND	ND	ND	ND	ND	ND
	Methoxychlor	EPA SW-846-8081	ND	ND	ND	ND	ND	ND	ND
	alpha - chlordane	EPA SW-846-8081	ND	ND	ND	ND	ND	ND	ND
	gamma - chlordane	EPA SW-846-8081	ND	ND	ND	ND	ND	ND	ND
	Toxaphene	EPA SW-846-8081	ND	ND	ND	ND	ND	ND	ND
General Chemistry	Cyanide	EPA SW-846-9012	4.24mg/kg	2.45 mg/kg	2.86 mg/kg	2.47 mg/kg	3.050 mg/kg	ND	ND

Analytical Results Summary Table
Backfill Type vs NJDEP Criteria

	Analyte	Test Method	TYPE B LOT#13 Corbett, Quinton Quarry (60000-65000 cyds)	TYPE B LOT#14 Corbett, Quinton Quarry (65000-70000 cyds)	TYPE B LOT#15 Corbett, Quinton Quarry (70000-75000 cyds)	TYPE B LOT#16 Corbett, Quinton Quarry (75000-80000 cyds)	TYPE B LOT#17 Corbett, Quinton Quarry (80000-85000 cyds)	Type B Corbett, Lake Hopatcong #1 (0-5K)	Type B Corbett,Lake Hopatcong #2 (5K-10K)
VOCs	Acetone	EPA SW-846-8260	ND	ND	ND	ND	ND	ND	ND
	Acrylonitrile	EPA SW-846-8260	ND	ND	ND	ND	ND	ND	ND
	Acrolein	EPA SW-846-8260	ND	ND	ND	ND	ND	ND	ND
	Benzene	EPA SW-846-8260	ND	ND	ND	ND	ND	ND	ND
	Bromodichloromethane (Dichlorobromomethane)	EPA SW-846-8260	ND	ND	ND	ND	ND	ND	ND
	Bromoform	EPA SW-846-8260	ND	ND	ND	ND	ND	ND	ND
	Bromomethane (Methyl bromide)	EPA SW-846-8260	ND	ND	ND	ND	ND	ND	ND
	2-Butanone (Methyl ethyl ketone) (MEK)	EPA SW-846-8260	ND	ND	ND	ND	ND	ND	ND
	Carbon Disulfide	EPA SW-846-8260	ND	ND	ND	ND	ND	ND	ND
	Carbon Tetrachloride	EPA SW-846-8260	ND	ND	ND	ND	ND	ND	ND
	Chlorobenzene	EPA SW-846-8260	ND	ND	ND	ND	ND	ND	ND
	Chloroethane	EPA SW-846-8260	ND	ND	ND	ND	ND	ND	ND
	Chloroform	EPA SW-846-8260	ND	ND	ND	ND	ND	ND	ND
	Chloromethane (Methyl chloride)	EPA SW-846-8260	ND	ND	ND	ND	ND	ND	ND
	1,2 Dibromoethane	EPA SW-846-8260	ND	ND	ND	ND	ND	ND	ND
	1,2 Dibromo - 3 - Chloropropane	EPA SW-846-8260	ND	ND	ND	ND	ND	ND	ND
	1,1-Dichloroethane	EPA SW-846-8260	ND	ND	ND	ND	ND	ND	ND
	1,2-Dichloroethane	EPA SW-846-8260	ND	ND	ND	ND	ND	ND	ND
	1,1-Dichloroethene	EPA SW-846-8260	ND	ND	ND	ND	ND	ND	ND
	1,2-Dichloroethene (trans)	EPA SW-846-8260	ND	ND	ND	ND	ND	ND	ND
	1,2-Dichloroethene (cis)	EPA SW-846-8260	ND	ND	ND	ND	ND	ND	ND
	1,2-Dichloropropane	EPA SW-846-8260	ND	ND	ND	ND	ND	ND	ND
	1,3-Dichloropropene (cis and trans)	EPA SW-846-8260	ND	ND	ND	ND	ND	ND	ND
	Dibromochloromethane (Chlorodibromomethane)	EPA SW-846-8260	ND	ND	ND	ND	ND	ND	ND
	1,2-Dichlorobenzene (o-Dichlorobenzene)	EPA SW-846-8260	ND	ND	ND	ND	ND	ND	ND
	1,3-Dichlorobenzene (m-Dichlorobenzene)	EPA SW-846-8260	ND	ND	ND	ND	ND	ND	ND
	1,4-Dichlorobenzene (p-Dichlorobenzene)	EPA SW-846-8260	ND	ND	ND	ND	ND	ND	ND
	Dichlorodifluoromethane	EPA SW-846-8260	ND	ND	ND	ND	ND	ND	ND
	Ethylbenzene	EPA SW-846-8260	ND	ND	ND	ND	ND	ND	ND
	Lindane (gamma BHC) (gamma HCH)	EPA SW-846-8260	ND	ND	ND	ND	ND	ND	ND
	Methoxychlor	EPA SW-846-8260	ND	ND	ND	ND	ND	ND	ND
	4-Methyl-2-pentanone (MIBK)	EPA SW-846-8260	ND	ND	ND	ND	ND	ND	ND
	Methylene Chloride (Dichloromethane)	EPA SW-846-8260	ND	ND	ND	ND	ND	ND	ND
	Methyl Acetate	EPA SW-846-8260	ND	ND	ND	ND	ND	ND	ND
	Methyl tert-butyl Ether MTBE	EPA SW-846-8260	ND	ND	ND	ND	ND	ND	ND
	Styrene	EPA SW-846-8260	ND	ND	ND	ND	ND	ND	ND
	Tert butyl alchohol TBA	EPA SW-846-8260	ND	ND	ND	ND	ND	ND	ND
	1,1,1,2-Tetrachloroethane	EPA SW-846-8260	ND	ND	ND	ND	ND	ND	ND
	1,1,2,2,-Tetrachloroethane	EPA SW-846-8260	ND	ND	ND	ND	ND	ND	ND
	Tetrachloroethene (Tetrachloroethylene) (PCE)	EPA SW-846-8260	ND	ND	ND	ND	ND	ND	ND
	Toluene	EPA SW-846-8260	ND	ND	ND	ND	ND	ND	ND
	1,1,1-Trichloroethane	EPA SW-846-8260	ND	ND	ND	ND	ND	ND	ND
	1,1,2-Trichloroethane	EPA SW-846-8260	ND	ND	ND	ND	ND	ND	ND
	Trichloroethene (Trichloroethylene) (TCE)	EPA SW-846-8260	ND	ND	ND	ND	ND	ND	ND
	Trichlorofluoromethane	EPA SW-846-8260	ND	ND	ND	ND	ND	ND	ND
	Vinyl chloride	EPA SW-846-8260	ND	ND	ND	ND	ND	ND	ND
	Xylenes (Total)	EPA SW-846-8260	ND	ND	ND	ND	ND	ND	ND
SVOCs	Acenaphthene	EPA SW-846-8270	ND	ND	ND	ND	ND	ND	ND
	Acetophenone	EPA SW-846-8270	ND	ND	ND	ND	ND	ND	ND
	Anthracene	EPA SW-846-8270	ND	ND	ND	ND	ND	ND	ND
	Atrazine	EPA SW-846-8270	ND	ND	ND	ND	ND	ND	ND
	Benzaldehyde	EPA SW-846-8270	ND	ND	ND	ND	ND	ND	ND
	Benzidine	EPA SW-846-8270	ND	ND	ND	ND	ND	ND	0.044 mg/kg
	Benzyl Alcohol	EPA SW-846-8270	ND	ND	ND	ND	ND	ND	ND
	Benzo(b)fluoranthene (3,4-Benzofluoranthene)	EPA SW-846-8270	ND	ND	ND	ND	ND	ND	0.025 mg/kg
	Benzo(a)anthracene (1,2-Benzanthracene)	EPA SW-846-8270	ND	ND	ND	ND	ND	0.050 mg/kg	ND
	Benzo(a)pyrene (BaP)	EPA SW-846-8270	ND	ND	ND	ND	ND	ND	ND
	Benzo(k)fluoranthene	EPA SW-846-8270	ND	ND	ND	ND	ND	0.042 mg/kg	ND
	Benzo(g,h,i)perylene	EPA SW-846-8270	ND	ND	ND	ND	ND	ND	ND
	1,1 Biphenyl	EPA SW-846-8270	ND	ND	ND	ND	ND	ND	ND
	Bis(2-Chloroethyl)ether	EPA SW-846-8270	ND	ND	ND	ND	ND	ND	ND
	Bis(2-chloroisopropyl)ether	EPA SW-846-8270	ND	ND	ND	ND	ND	ND	ND
	Bis(2-ethylhexyl) phthalate	EPA SW-846-8270	ND	ND	ND	0.051 mg/kg	ND	0.051 mg/kg	ND
	Butylbenzyl phthalate	EPA SW-846-8270	ND	ND	ND	ND	ND	0.098 mg/kg	ND
	Caproiactam	EPA SW-846-8270	ND	ND	ND	ND	ND	ND	ND
	Carbazole	EPA SW-846-8270	ND	ND	ND	ND	ND	ND	ND
	4-Chloroaniline (p-Chloroaniline)	EPA SW-846-8270	ND	ND	ND	ND	ND	ND	ND
	4-Chloro-3-methyl phenol (p-Chloro-m-cresol)	EPA SW-846-8270	ND	ND	ND	ND	ND	ND	ND
	2-Chlorophenol (o-Chlorophenol)	EPA SW-846-8270	ND	ND	ND	ND	ND	ND	ND
	Chrysene	EPA SW-846-8270	ND	ND	ND	ND	ND	0.085 mg/kg	ND
	Dibenz(a,h)anthracene	EPA SW-846-8270	ND	ND	ND	ND	ND	ND	0.025 mg/kg
	Di-n-butyl phthalate	EPA SW-846-8270	ND	ND	ND	ND	ND	ND	ND
	Di-n-octyl phthalate	EPA SW-846-8270	ND	ND	ND	0.2 mg/kg	ND	ND	ND
	3,3'-Dichlorobenzidine	EPA SW-846-8270	ND	ND	ND	ND	ND	ND	ND
	2,4-Dichlorophenol	EPA SW-846-8270	ND	ND	ND	ND	ND	ND	ND
	Diethyl phthalate	EPA SW-846-8270	ND	ND	ND	ND	ND	ND	ND
	2,4-Dimethyl phenol	EPA SW-846-8270	ND	ND	ND	ND	ND	ND	ND
	Dimethyl phthalate	EPA SW-846-8270	ND	ND	ND	ND	ND	ND	ND
	2,4-Dinitrophenol	EPA SW-846-8270	ND	ND	ND	ND	ND	ND	ND
	4,6 Dinitro-2-methylphenol	EPA SW-846-8270	ND	ND	ND	ND	ND	ND	ND
	Dinitrotoluene(2,4-/2,6-mixture)	EPA SW-846-8270	ND	ND	ND	ND	ND	ND	ND
	Fluoranthene	EPA SW-846-8270	ND	ND	ND	ND	ND	ND	ND
	Fluorene	EPA SW-846-8270	ND	ND	ND	ND	ND	ND	ND
	Hexachlorobenzene	EPA SW-846-8270	ND	ND	ND	ND	ND	ND	0.010 mg/kg
	Hexachlorobutadiene	EPA SW-846-8270	ND	ND	ND	ND	ND	ND	ND
	Hexachlorocyclopentadiene	EPA SW-846-8270	ND	ND	ND	ND	ND	ND	ND
	Hexachloroethane	EPA SW-846-8270	ND	ND	ND	ND	ND	ND	ND
	Indeno(1,2,3-cd)pyrene	EPA SW-846-8270	ND	ND	ND	ND	ND	ND	ND
	Isophorone	EPA SW-846-8270	ND	ND	ND	ND	ND	ND	ND
	2-Methylnaphthalene	EPA SW-846-8270	ND	ND	ND	ND	ND	ND	ND
	2-Methylphenol (o-creosol)	EPA SW-846-8270	ND	ND	ND	ND	ND	ND	ND
	4-Methylphenol (p-creosol)	EPA SW-846-8270	ND	ND	ND	ND	ND	ND	ND
	Naphthalene	EPA SW-846-8270	ND	ND	ND	ND	ND	ND	ND
	2-Nitroaniline	EPA SW-846-8270	ND	ND	ND	ND	ND	ND	ND
	Nitrobenzene	EPA SW-846-8270	ND	ND	ND	ND	ND	ND	ND
	N-Nitrosodiphenylamine	EPA SW-846-8270	ND	ND	ND	ND	ND	ND	ND
	N-Nitroso-di-n-propylamine	EPA SW-846-8270	ND	ND	ND	ND	ND	ND	0.012 mg/kg
	N-Nitrosodimethylamine	EPA SW-846-8270	ND	ND	ND	ND	ND	ND	ND
	Pentachlorophenol	EPA SW-846-8270	ND	ND	ND	ND	ND	ND	ND
	Phenanthrene	EPA SW-846-8270	ND	ND	ND	ND	ND	ND	ND
	Phenol	EPA SW-846-8270	ND	ND	ND	ND	ND	ND	ND
	Pyrene	EPA SW-846-8270	ND	ND	ND	ND	ND	ND	ND
	1,2,4-Trichlorobenzene	EPA SW-846-8270	ND	ND	ND	ND	ND	ND	ND
	2,4,5-Trichlorophenol	EPA SW-846-8270	ND	ND	ND	ND	ND	ND	ND
	2,4,6-Trichlorophenol	EPA SW-846-8270	ND	ND	ND	ND	ND	ND	ND
Metals	**Aluminum**	EPA SW-846-6010	2280 mg/kg	2390 mg/kg	2510 mg/kg	2270 mg/kg	2410 mg/kg	ND	3870 mg/kg
	Antimony	EPA SW-846-6010	ND	ND	ND	ND	ND	0.699 mg/kg	ND
	Arsenic	EPA SW-846-6010	2.390 mg/kg	2.50 mg/kg	2.920 mg/kg	2.390 mg/kg	2.75 mg/kg	0.428 mg/kg	ND
	Barium	EPA SW-846-6010	4.690 mg/kg	5.06 mg/kg	4.620 mg/kg	4.640 mg/kg	5.090 mg/kg	62.7 mg/kg	52.2 mg/kg
	Beryllium	EPA SW-846-6010	0.040 mg/kg	0.047 mg/kg	0.049 mg/kg	0.047 mg/kg	0.049 mg/kg	ND	0.404 mg/kg
	Cadmium	EPA SW-846-6010	ND	ND	ND	ND	ND	0.647 mg/kg	0.340 mg/kg
	Cobalt	EPA SW-846-6010	0.405 mg/kg	0.496 mg/kg	0.559 mg/kg	0.482 mg/kg	0.503 mg/kg	ND	7.410 mg/kg
	Chromium - hexavalent (VI)	EPA SW-846-6010	ND	ND	ND	ND	ND	ND	ND
	Chromium - trivalent (III)	EPA SW-846-6010	6.9 mg/kg	7.5 mg/kg	8.0 mg/kg	7.20 mg/kg	7.60 mg/kg	4.270 mg/kg	4.56 mg/kg
	Copper	EPA SW-846-6010	1.960 mg/kg	2.370 mg/kg	2.320 mg/kg	1.890 mg/kg	2.200 mg/kg	14.7 mg/kg	19.2 mg/kg
	Lead	EPA SW-846-6010	2.4 mg/kg	2.5 mg/kg	2.530 mg/kg	2.280 mg/kg	2.550 mg/kg	1.910 mg/kg	2.080 mg/kg
	Manganese	EPA SW-846-6010	9.330 mg/kg	14.6 mg/kg	11.3 mg/kg	11.3 mg/kg	12.2 mg/kg	ND	353 mg/kg
	Mercury	EPA SW-846-7471	0.008 mg/kg	0.010 mg/kg	0.011 mg/kg	0.009 mg/kg	0.012 mg/kg	ND	ND
	Nickel	EPA SW-846-6010	0.632 mg/kg	0.885 mg/kg	0.870 mg/kg	0.830 mg/kg	0.795 mg/kg	8.350 mg/kg	2.44 mg/kg
	Selenium	EPA SW-846-6010	0.968 mg/kg	1.050 mg/kg	0.945 mg/kg	1.020 mg/kg	0.979 mg/kg	ND	ND
	Silver	EPA SW-846-6010	1.210 mg/kg	1.350 mg/kg	1.350 mg/kg	1.250 mg/kg	1.340 mg/kg	ND	ND
	Thallium	EPA SW-846-6010	ND	ND	ND	ND	ND	ND	ND
	Vanadium	EPA SW-846-6010	9.480 mg/kg	9.940 mg/kg	10.5 mg/kg	9.570 mg/kg	10.2 mg/kg	14.3 mg/kg	7.010 mg/kg
	Zinc	EPA SW-846-6010	4.5 mg/kg	5.05 mg/kg	5.360 mg/kg	4.820 mg/kg	4.860 mg/kg	30.6 mg/kg	29.2 mg/kg
PCBs	PCBs (Polychlorinated biphenyls)	EPA SW-846-8087	ND	ND	ND	ND	ND	ND	ND
Pesticides	**alpha - BHC**	EPA SW-846-8081	ND	ND	ND	ND	ND	ND	ND
	beta - BHC	EPA SW-846-8081	ND	ND	ND	ND	ND	ND	ND
	gamma - BHC	EPA SW-846-8081	ND	ND	ND	ND	ND	ND	ND
	Aldrin	EPA SW-846-8081	ND	ND	ND	ND	ND	ND	ND
	4,4'-DDD (p,p'-TDE)	EPA SW-846-8081	ND	ND	ND	ND	ND	ND	ND
	4,4'-DDE (p,p'-DDX)	EPA SW-846-8081	ND	ND	ND	ND	ND	ND	ND
	4,4'-DDT	EPA SW-846-8081	ND	ND	ND	ND	ND	ND	ND
	Dieldrin	EPA SW-846-8081	ND	ND	ND	ND	ND	ND	ND
	Endosulfan	EPA SW-846-8081	ND	ND	ND	ND	ND	0.0052 mg/kg	ND
	Endosulfan II	EPA SW-846-8081	ND	ND	ND	ND	ND	ND	ND
	Endrin	EPA SW-846-8081	ND	ND	ND	ND	ND	ND	ND
	Heptachlor	EPA SW-846-8081	ND	ND	ND	ND	ND	ND	ND
	Heptachlor Epoxide	EPA SW-846-8081	ND	ND	ND	ND	ND	ND	ND
	Methoxychlor	EPA SW-846-8081	ND	ND	ND	ND	ND	ND	ND
	alpha - chlordane	EPA SW-846-8081	ND	ND	ND	ND	ND	ND	ND
	gamma - chlordane	EPA SW-846-8081	ND	ND	ND	ND	ND	ND	ND
	Toxaphene	EPA SW-846-8081	ND	ND	ND	ND	ND	ND	ND
General Chemistry	Cyanide	EPA SW-846-9012	ND	ND	ND	ND	ND	ND	ND

Analytical Results Summary Table
Backfill Type vs NJDEP Criteria

	Analyte	Test Method	Type B Corbett,Lake Hopatcong #3 (10K-15K)	Type B Corbett,Lake Hopatcong #4 (15K-20K)	Type B Corbett,Lake Hopatcong #5 (20K-25K)	Type B Corbett,Lake Hopatcong #6 (25K-30K)	Type B Corbett,Lake Hopatcong #7 (30K-35K)	Type B Corbett,Lake Hopatcong #8 (35K-40K)	Type B Corbett,Lake Hopatcong #9 (40K-45K)
VOCs	Acetone	EPA SW-846-8260	ND	ND	ND	ND	ND	ND	ND
	Acrylonitrile	EPA SW-846-8260	ND	ND	ND	ND	ND	ND	ND
	Acrolein	EPA SW-846-8260	ND	ND	ND	ND	ND	ND	ND
	Benzene	EPA SW-846-8260	ND	ND	ND	ND	ND	ND	ND
	Bromodichloromethane (Dichlorobromomethane)	EPA SW-846-8260	ND	ND	ND	ND	ND	ND	ND
	Bromoform	EPA SW-846-8260	ND	ND	ND	ND	ND	ND	ND
	Bromomethane (Methyl bromide)	EPA SW-846-8260	ND	ND	ND	ND	ND	ND	ND
	2-Butanone (Methyl ethyl ketone) (MEK)	EPA SW-846-8260	ND	ND	ND	ND	ND	ND	ND
	Carbon Disulfide	EPA SW-846-8260	ND	ND	ND	ND	ND	ND	ND
	Carbon Tetrachloride	EPA SW-846-8260	ND	ND	ND	ND	ND	ND	ND
	Chlorobenzene	EPA SW-846-8260	ND	ND	ND	ND	ND	ND	ND
	Chloroethane	EPA SW-846-8260	ND	ND	ND	ND	ND	ND	ND
	Chloroform	EPA SW-846-8260	ND	ND	ND	ND	ND	ND	ND
	Chloromethane (Methyl chloride)	EPA SW-846-8260	ND	ND	ND	ND	ND	ND	ND
	1,2 Dibromoethane	EPA SW-846-8260	ND	ND	ND	ND	ND	ND	ND
	1,2 Dibromo - 3 - Chloropropane	EPA SW-846-8260	ND	ND	ND	ND	ND	ND	ND
	1,1-Dichloroethane	EPA SW-846-8260	ND	ND	ND	ND	ND	ND	ND
	1,2-Dichloroethane	EPA SW-846-8260	ND	ND	ND	ND	ND	ND	ND
	1,1-Dichloroethene	EPA SW-846-8260	ND	ND	ND	ND	ND	ND	ND
	1,2-Dichloroethene (trans)	EPA SW-846-8260	ND	ND	ND	ND	ND	ND	ND
	1,2-Dichloroethene (cis)	EPA SW-846-8260	ND	ND	ND	ND	ND	ND	ND
	1,2-Dichloropropane	EPA SW-846-8260	ND	ND	ND	ND	ND	ND	ND
	1,3-Dichloropropene (cis and trans)	EPA SW-846-8260	ND	ND	ND	ND	ND	ND	ND
	Dibromochloromethane (Chlorodibromomethane)	EPA SW-846-8260	ND	ND	ND	ND	ND	ND	ND
	1,2-Dichlorobenzene (o-Dichlorobenzene)	EPA SW-846-8260	ND	ND	ND	ND	ND	ND	ND
	1,3-Dichlorobenzene (m-Dichlorobenzene)	EPA SW-846-8260	ND	ND	ND	ND	ND	ND	ND
	1,4-Dichlorobenzene (p-Dichlorobenzene)	EPA SW-846-8260	ND	ND	ND	ND	ND	ND	ND
	Dichlorodifluoromethane	EPA SW-846-8260	ND	ND	ND	ND	ND	ND	ND
	Ethylbenzene	EPA SW-846-8260	ND	ND	ND	ND	ND	ND	ND
	Lindane (gamma BHC) (gamma HCH)	EPA SW-846-8260	ND	ND	ND	ND	ND	ND	ND
	Methoxychlor	EPA SW-846-8260	ND	ND	ND	ND	ND	ND	ND
	4-Methyl-2-pentanone (MIBK)	EPA SW-846-8260	ND	ND	ND	ND	ND	ND	ND
	Methylene Chloride (Dichloromethane)	EPA SW-846-8260	ND	ND	ND	ND	ND	ND	ND
	Methyl Acetate	EPA SW-846-8260	ND	ND	ND	ND	ND	ND	ND
	Methyl tert-butyl Ether MTBE	EPA SW-846-8260	ND	ND	ND	ND	ND	ND	ND
	Styrene	EPA SW-846-8260	ND	ND	ND	ND	ND	ND	ND
	Tert butyl alchohol TBA	EPA SW-846-8260	ND	ND	ND	ND	ND	ND	ND
	1,1,1,2-Tetrachloroethane	EPA SW-846-8260	ND	ND	ND	ND	ND	ND	ND
	1,1,2,2,-Tetrachloroethane	EPA SW-846-8260	ND	ND	ND	ND	ND	ND	ND
	Tetrachloroethene (Tetrachloroethylene) (PCE)	EPA SW-846-8260	ND	ND	ND	ND	ND	ND	ND
	Toluene	EPA SW-846-8260	ND	ND	ND	ND	ND	ND	ND
	1,1,1-Trichloroethane	EPA SW-846-8260	ND	ND	ND	ND	ND	ND	ND
	1,1,2-Trichloroethane	EPA SW-846-8260	ND	ND	ND	ND	ND	ND	ND
	Trichloroethene (Trichloroethylene) (TCE)	EPA SW-846-8260	ND	ND	ND	ND	ND	ND	ND
	Trichlorofluoromethane	EPA SW-846-8260	ND	ND	ND	ND	ND	ND	ND
	Vinyl chloride	EPA SW-846-8260	ND	ND	ND	ND	ND	ND	ND
	Xylenes (Total)	EPA SW-846-8260	ND	ND	ND	ND	ND	ND	ND
SVOCs	Acenaphthene	EPA SW-846-8270	ND	ND	ND	ND	ND	ND	ND
	Acetophenone	EPA SW-846-8270	ND	ND	ND	ND	ND	ND	ND
	Anthracene	EPA SW-846-8270	ND	ND	ND	ND	ND	ND	ND
	Atrazine	EPA SW-846-8270	ND	ND	ND	ND	ND	ND	ND
	Benzaldehyde	EPA SW-846-8270	ND	ND	ND	ND	ND	ND	ND
	Benzidine	EPA SW-846-8270	ND	ND	ND	ND	ND	ND	ND
	Benzyl Alcohol	EPA SW-846-8270	ND	ND	ND	ND	ND	ND	ND
	Benzo(b)fluoranthene (3,4-Benzofluoranthene)	EPA SW-846-8270	ND	ND	ND	ND	ND	ND	ND
	Benzo(a)anthracene (1,2-Benzanthracene)	EPA SW-846-8270	ND	ND	ND	ND	ND	ND	ND
	Benzo(a)pyrene (BaP)	EPA SW-846-8270	ND	ND	ND	ND	ND	ND	ND
	Benzo(k)fluoranthene	EPA SW-846-8270	ND	ND	ND	ND	ND	ND	ND
	Benzo(g,h,i)perylene	EPA SW-846-8270	ND	ND	ND	ND	ND	ND	ND
	1,1 Biphenyl	EPA SW-846-8270	ND	ND	ND	ND	ND	ND	ND
	Bis(2-Chloroethyl)ether	EPA SW-846-8270	ND	ND	ND	ND	ND	ND	ND
	Bis(2-chloroisopropyl)ether	EPA SW-846-8270	ND	ND	ND	ND	ND	ND	ND
	Bis(2-ethylhexyl) phthalate	EPA SW-846-8270	ND	ND	ND	ND	ND	ND	ND
	Butylbenzyl phthalate	EPA SW-846-8270	ND	ND	ND	ND	ND	ND	ND
	Caproiactam	EPA SW-846-8270	ND	ND	ND	ND	ND	ND	ND
	Carbazole	EPA SW-846-8270	ND	ND	ND	ND	ND	ND	ND
	4-Chloroaniline (p-Chloroaniline)	EPA SW-846-8270	ND	ND	ND	ND	ND	ND	ND
	4-Chloro-3-methyl phenol (p-Chloro-m-cresol)	EPA SW-846-8270	ND	ND	ND	ND	ND	ND	ND
	2-Chlorophenol (o-Chlorophenol)	EPA SW-846-8270	ND	ND	ND	ND	ND	ND	ND
	Chrysene	EPA SW-846-8270	ND	ND	ND	ND	ND	ND	ND
	Dibenz(a,h)anthracene	EPA SW-846-8270	ND	ND	ND	ND	ND	ND	ND
	Di-n-butyl phthalate	EPA SW-846-8270	ND	ND	ND	ND	ND	ND	ND
	Di-n-octyl phthalate	EPA SW-846-8270	ND	ND	ND	ND	ND	ND	ND
	3,3'-Dichlorobenzidine	EPA SW-846-8270	ND	ND	ND	ND	ND	ND	ND
	2,4-Dichlorophenol	EPA SW-846-8270	ND	ND	ND	ND	ND	ND	ND
	Diethyl phthalate	EPA SW-846-8270	ND	ND	ND	ND	ND	ND	ND
	2,4-Dimethyl phenol	EPA SW-846-8270	ND	ND	ND	ND	ND	ND	ND
	Dimethyl phthalate	EPA SW-846-8270	ND	ND	ND	ND	ND	ND	ND
	2,4-Dinitrophenol	EPA SW-846-8270	ND	ND	ND	ND	ND	ND	ND
	4,6 Dinitro-2-methylphenol	EPA SW-846-8270	ND	ND	ND	ND	ND	ND	ND
	Dinitrotoluene(2,4-/2,6-mixture)	EPA SW-846-8270	ND	ND	ND	ND	ND	ND	ND
	Fluoranthene	EPA SW-846-8270	ND	ND	ND	ND	ND	ND	ND
	Fluorene	EPA SW-846-8270	ND	ND	ND	ND	ND	ND	ND
	Hexachlorobenzene	EPA SW-846-8270	ND	ND	ND	ND	ND	ND	ND
	Hexachlorobutadiene	EPA SW-846-8270	ND	ND	ND	ND	ND	ND	ND
	Hexachlorocyclopentadiene	EPA SW-846-8270	ND	ND	ND	ND	ND	ND	ND
	Hexachloroethane	EPA SW-846-8270	ND	ND	ND	ND	ND	ND	ND
	Indeno(1,2,3-cd)pyrene	EPA SW-846-8270	ND	ND	ND	ND	ND	ND	ND
	Isophorone	EPA SW-846-8270	ND	ND	ND	ND	ND	ND	ND
	2-Methylnaphthalene	EPA SW-846-8270	ND	ND	ND	ND	ND	ND	ND
	2-Methylphenol (o-creosol)	EPA SW-846-8270	ND	ND	ND	ND	ND	ND	ND
	4-Methylphenol (p-creosol)	EPA SW-846-8270	ND	ND	ND	ND	ND	ND	ND
	Naphthalene	EPA SW-846-8270	ND	ND	ND	ND	ND	ND	ND
	2-Nitroaniline	EPA SW-846-8270	ND	ND	ND	ND	ND	ND	ND
	Nitrobenzene	EPA SW-846-8270	ND	ND	ND	ND	ND	ND	ND
	N-Nitrosodiphenylamine	EPA SW-846-8270	ND	ND	ND	ND	ND	ND	ND
	N-Nitroso-di-n-propylamine	EPA SW-846-8270	ND	ND	ND	ND	ND	ND	ND
	N-Nitrosodimethylamine	EPA SW-846-8270	ND	ND	ND	ND	ND	ND	ND
	Pentachlorophenol	EPA SW-846-8270	ND	ND	ND	ND	ND	ND	ND
	Phenanthrene	EPA SW-846-8270	ND	ND	ND	ND	ND	ND	ND
	Phenol	EPA SW-846-8270	ND	ND	ND	ND	ND	ND	ND
	Pyrene	EPA SW-846-8270	ND	ND	ND	ND	ND	ND	ND
	1,2,4-Trichlorobenzene	EPA SW-846-8270	ND	ND	ND	ND	ND	ND	ND
	2,4,5-Trichlorophenol	EPA SW-846-8270	ND	ND	ND	ND	ND	ND	ND
	2,4,6-Trichlorophenol	EPA SW-846-8270	ND	ND	ND	ND	ND	ND	ND
Metals	**Aluminum**	EPA SW-846-6010	6850 mg/kg	3680 mg/kg	4180 mg/kg	4210 mg/kg	3670 mg/kg	5370 mg/kg	5040 mg/kg
	Antimony	EPA SW-846-6010	0.836 mg/kg	ND	ND	ND	ND	ND	ND
	Arsenic	EPA SW-846-6010	0.384 mg/kg	ND	ND	ND	ND	ND	ND
	Barium	EPA SW-846-6010	81.2 mg/kg	50.5 mg/kg	53.1 mg/kg	57.0 mg/kg	52.5 mg/kg	39.8 mg/kg	42.5 mg/kg
	Beryllium	EPA SW-846-6010	0.468 mg/kg	0.416 mg/kg	0.386 mg/kg	0.418 mg/kg	0.394 mg/kg	0.328 mg/kg	0.352 mg/kg
	Cadmium	EPA SW-846-6010	3.1 mg/kg	0.348 mg/kg	0.368 mg/kg	0.365 mg/kg	0.307 mg/kg	0.149 mg/kg	0.089 mg/kg
	Cobalt	EPA SW-846-6010	8.960 mg/kg	6.72 mg/kg	6.820 mg/kg	7.1 mg/kg	6.170 mg/kg	5.240 mg/kg	6.360 mg/kg
	Chromium - hexavalent (VI)	EPA SW-846-6010	ND	ND	0.42 mg/kg	1.31 mg/kg	ND	ND	ND
	Chromium - trivalent (III)	EPA SW-846-6010	4.23 mg/kg	4.72 mg/kg	3.34 mg/kg	3.22 mg/kg	4.36 mg/kg	4.60 mg/kg	4.80 mg/kg
	Copper	EPA SW-846-6010	11.4 mg/kg	17.7 mg/kg	15.4 mg/kg	15.4 mg/kg	13.8 mg/kg	16.2 mg/kg	43.3 mg/kg
	Lead	EPA SW-846-6010	2.710 mg/kg	1.920 mg/kg	1.87 mg/kg	1.870 mg/kg	1.640 mg/kg	2.89 mg/kg	3.050 mg/kg
	Manganese	EPA SW-846-6010	442 mg/kg	323 mg/kg	354 mg/kg	343 mg/kg	325 mg/kg	284 mg/kg	318 mg/kg
	Mercury	EPA SW-846-7471	ND	ND	ND	ND	ND	0.011 mg/kg	ND
	Nickel	EPA SW-846-6010	3.060 mg/kg	2.170 mg/kg	2.290 mg/kg	2.480 mg/kg	2.210 mg/kg	4.610 mg/kg	4.10 mg/kg
	Selenium	EPA SW-846-6010	0.553 mg/kg	ND	ND	ND	ND	0.968 mg/kg	1.060 mg/kg
	Silver	EPA SW-846-6010	4.910 mg/kg	ND	ND	ND	ND	2.550 mg/kg	2.810 mg/kg
	Thallium	EPA SW-846-6010	0.667 mg/kg	ND	ND	ND	ND	ND	ND
	Vanadium	EPA SW-846-6010	15.2 mg/kg	7.930 mg/kg	7.580 mg/kg	7.45 mg/kg	6.840 mg/kg	12.0 mg/kg	11.9 mg/kg
	Zinc	EPA SW-846-6010	31.3 mg/kg	28.0 mg/kg	32.7 mg/kg	33.5 mg/kg	26.0 mg/kg	31.4 mg/kg	28.7 mg/kg
PCBs	PCBs (Polychlorinated biphenyls)	EPA SW-846-8087	ND	ND	ND	ND	ND	ND	ND
Pesticides	**alpha - BHC**	EPA SW-846-8081	ND	ND	ND	ND	ND	ND	ND
	beta - BHC	EPA SW-846-8081	ND	ND	ND	ND	ND	ND	ND
	gamma - BHC	EPA SW-846-8081	ND	ND	ND	ND	ND	ND	ND
	Aldrin	EPA SW-846-8081	ND	ND	ND	ND	ND	ND	ND
	4,4'-DDD (p,p'-TDE)	EPA SW-846-8081	ND	ND	ND	ND	ND	ND	ND
	4,4'-DDE (p,p'-DDX)	EPA SW-846-8081	ND	ND	ND	ND	ND	ND	0.035 mg/kg
	4,4'-DDT	EPA SW-846-8081	ND	ND	ND	ND	ND	ND	ND
	Dieldrin	EPA SW-846-8081	ND	ND	ND	ND	ND	ND	ND
	Endosulfan	EPA SW-846-8081	ND	ND	ND	ND	ND	ND	ND
	Endosulfan II	EPA SW-846-8081	ND	ND	ND	ND	ND	ND	ND
	Endrin	EPA SW-846-8081	ND	ND	ND	ND	ND	ND	ND
	Heptachlor	EPA SW-846-8081	ND	ND	ND	ND	ND	ND	ND
	Heptachlor Epoxide	EPA SW-846-8081	ND	ND	ND	ND	ND	ND	ND
	Methoxychlor	EPA SW-846-8081	ND	ND	ND	ND	ND	ND	ND
	alpha - chlordane	EPA SW-846-8081	ND	ND	ND	ND	ND	ND	ND
	gamma - chlordane	EPA SW-846-8081	ND	ND	ND	ND	ND	ND	ND
	Toxaphene	EPA SW-846-8081	ND	ND	ND	ND	ND	ND	ND
General Chemistry	Cyanide	EPA SW-846-9012	ND	ND	ND	ND	ND	ND	ND

Analytical Results Summary Table
Backfill Type vs NJDEP Criteria

	Analyte	Test Method	Type B Corbett,Lake Hopatcong #10 (45K-50K)	Type B Corbett,Lake Hopatcong #11 (50K-55K)	Type B Corbett,Lake Hopatcong #12 (55K-60K)	Type B Corbett,Lake Hopatcong #13 (60K-65K)	Corbett, Mt. Hope Quarry (0-5000)	Corbett, Millington Quarry (0-5000)	Tilcon, Pompton Lakes Quarry Pile 1
VOCs	Acetone	EPA SW-846-8260	ND	ND	ND	ND	ND	ND	ND
	Acrylonitrile	EPA SW-846-8260	ND	ND	ND	ND	ND	ND	ND
	Acrolein	EPA SW-846-8260	ND	ND	ND	ND	ND	ND	ND
	Benzene	EPA SW-846-8260	ND	ND	ND	ND	ND	ND	ND
	Bromodichloromethane (Dichlorobromomethane)	EPA SW-846-8260	ND	ND	ND	ND	ND	ND	ND
	Bromoform	EPA SW-846-8260	ND	ND	ND	ND	ND	ND	ND
	Bromomethane (Methyl bromide)	EPA SW-846-8260	ND	ND	ND	ND	ND	ND	ND
	2-Butanone (Methyl ethyl ketone) (MEK)	EPA SW-846-8260	ND	ND	ND	ND	ND	ND	ND
	Carbon Disulfide	EPA SW-846-8260	ND	ND	ND	ND	ND	ND	ND
	Carbon Tetrachloride	EPA SW-846-8260	ND	ND	ND	ND	ND	ND	ND
	Chlorobenzene	EPA SW-846-8260	ND	ND	ND	ND	ND	ND	ND
	Chloroethane	EPA SW-846-8260	ND	ND	ND	ND	ND	ND	ND
	Chloroform	EPA SW-846-8260	ND	ND	ND	ND	ND	ND	ND
	Chloromethane (Methyl chloride)	EPA SW-846-8260	ND	ND	ND	ND	ND	ND	ND
	1,2 Dibromoethane	EPA SW-846-8260	ND	ND	ND	ND	ND	ND	ND
	1,2 Dibromo - 3 - Chloropropane	EPA SW-846-8260	ND	ND	ND	ND	ND	ND	ND
	1,1-Dichloroethane	EPA SW-846-8260	ND	ND	ND	ND	ND	ND	ND
	1,2-Dichloroethane	EPA SW-846-8260	ND	ND	ND	ND	ND	ND	ND
	1,1-Dichloroethene	EPA SW-846-8260	ND	ND	ND	ND	ND	ND	ND
	1,2-Dichloroethene (trans)	EPA SW-846-8260	ND	ND	ND	ND	ND	ND	ND
	1,2-Dichloroethene (cis)	EPA SW-846-8260	ND	ND	ND	ND	ND	ND	ND
	1,2-Dichloropropane	EPA SW-846-8260	ND	ND	ND	ND	ND	ND	ND
	1,3-Dichloropropene (cis and trans)	EPA SW-846-8260	ND	ND	ND	ND	ND	ND	ND
	Dibromochloromethane (Chlorodibromomethane)	EPA SW-846-8260	ND	ND	ND	ND	ND	ND	ND
	1,2-Dichlorobenzene (o-Dichlorobenzene)	EPA SW-846-8260	ND	ND	ND	ND	ND	ND	ND
	1,3-Dichlorobenzene (m-Dichlorobenzene)	EPA SW-846-8260	ND	ND	ND	ND	ND	ND	ND
	1,4-Dichlorobenzene (p-Dichlorobenzene)	EPA SW-846-8260	ND	ND	ND	ND	ND	ND	ND
	Dichlorodifluoromethane	EPA SW-846-8260	ND	ND	ND	ND	ND	ND	ND
	Ethylbenzene	EPA SW-846-8260	ND	ND	ND	ND	ND	ND	ND
	Lindane (gamma BHC) (gamma HCH)	EPA SW-846-8260	ND	ND	ND	ND	ND	ND	ND
	Methoxychlor	EPA SW-846-8260	ND	ND	ND	ND	ND	ND	ND
	4-Methyl-2-pentanone (MIBK)	EPA SW-846-8260	ND	ND	ND	ND	ND	ND	ND
	Methylene Chloride (Dichloromethane)	EPA SW-846-8260	ND	ND	ND	ND	ND	ND	ND
	Methyl Acetate	EPA SW-846-8260	ND	ND	ND	ND	ND	ND	ND
	Methyl tert-butyl Ether MTBE	EPA SW-846-8260	ND	ND	ND	ND	ND	ND	ND
	Styrene	EPA SW-846-8260	ND	ND	ND	ND	ND	ND	ND
	Tert butyl alchohol TBA	EPA SW-846-8260	ND	ND	ND	ND	ND	ND	ND
	1,1,1,2-Tetrachloroethane	EPA SW-846-8260	ND	ND	ND	ND	ND	ND	ND
	1,1,2,2,-Tetrachloroethane	EPA SW-846-8260	ND	ND	ND	ND	ND	ND	ND
	Tetrachloroethene (Tetrachloroethylene) (PCE)	EPA SW-846-8260	ND	ND	ND	ND	ND	ND	ND
	Toluene	EPA SW-846-8260	ND	ND	ND	ND	ND	ND	ND
	1,1,1-Trichloroethane	EPA SW-846-8260	ND	ND	ND	ND	ND	ND	ND
	1,1,2-Trichloroethane	EPA SW-846-8260	ND	ND	ND	ND	ND	ND	ND
	Trichloroethene (Trichloroethylene) (TCE)	EPA SW-846-8260	ND	ND	ND	ND	ND	ND	ND
	Trichlorofluoromethane	EPA SW-846-8260	ND	ND	ND	ND	ND	ND	ND
	Vinyl chloride	EPA SW-846-8260	ND	ND	ND	ND	ND	ND	ND
	Xylenes (Total)	EPA SW-846-8260	ND	ND	ND	ND	ND	ND	ND
SVOCs	Acenaphthene	EPA SW-846-8270	ND	ND	ND	ND	ND	ND	ND
	Acetophenone	EPA SW-846-8270	ND	ND	ND	ND	ND	ND	ND
	Anthracene	EPA SW-846-8270	ND	ND	ND	ND	ND	ND	ND
	Atrazine	EPA SW-846-8270	ND	ND	ND	ND	ND	ND	ND
	Benzaldehyde	EPA SW-846-8270	ND	ND	ND	ND	ND	ND	ND
	Benzidine	EPA SW-846-8270	ND	ND	ND	ND	ND	ND	ND
	Benzyl Alcohol	EPA SW-846-8270	ND	ND	ND	ND	ND	ND	ND
	Benzo(b)fluoranthene (3,4-Benzofluoranthene)	EPA SW-846-8270	ND	ND	ND	ND	ND	ND	ND
	Benzo(a)anthracene (1,2-Benzanthracene)	EPA SW-846-8270	ND	ND	ND	ND	ND	ND	ND
	Benzo(a)pyrene (BaP)	EPA SW-846-8270	ND	ND	ND	ND	ND	ND	ND
	Benzo(k)fluoranthene	EPA SW-846-8270	ND	ND	ND	ND	ND	ND	ND
	Benzo(g,h,i)perylene	EPA SW-846-8270	ND	ND	ND	ND	ND	ND	ND
	1,1 Biphenyl	EPA SW-846-8270	ND	ND	ND	ND	ND	ND	ND
	Bis(2-Chloroethyl)ether	EPA SW-846-8270	ND	ND	ND	ND	ND	ND	ND
	Bis(2-chloroisopropyl)ether	EPA SW-846-8270	ND	ND	ND	ND	ND	ND	ND
	Bis(2-ethylhexyl) phthalate	EPA SW-846-8270	ND	ND	ND	ND	ND	ND	ND
	Butylbenzyl phthalate	EPA SW-846-8270	ND	ND	ND	ND	ND	ND	ND
	Caproiactam	EPA SW-846-8270	ND	ND	ND	ND	ND	ND	ND
	Carbazole	EPA SW-846-8270	ND	ND	ND	ND	ND	ND	ND
	4-Chloroaniline (p-Chloroaniline)	EPA SW-846-8270	ND	ND	ND	ND	ND	ND	ND
	4-Chloro-3-methyl phenol (p-Chloro-m-cresol)	EPA SW-846-8270	ND	ND	ND	ND	ND	ND	ND
	2-Chlorophenol (o-Chlorophenol)	EPA SW-846-8270	ND	ND	ND	ND	ND	ND	ND
	Chrysene	EPA SW-846-8270	0.067 mg/kg	ND	ND	ND	ND	ND	ND
	Dibenz(a,h)anthracene	EPA SW-846-8270	ND	ND	ND	ND	ND	ND	ND
	Di-n-butyl phthalate	EPA SW-846-8270	ND	ND	ND	ND	ND	ND	ND
	Di-n-octyl phthalate	EPA SW-846-8270	.210 mg/kg	ND	ND	ND	ND	ND	ND
	3,3'-Dichlorobenzidine	EPA SW-846-8270	ND	ND	ND	ND	ND	ND	ND
	2,4-Dichlorophenol	EPA SW-846-8270	ND	ND	ND	ND	ND	ND	ND
	Diethyl phthalate	EPA SW-846-8270	ND	ND	ND	ND	ND	ND	ND
	2,4-Dimethyl phenol	EPA SW-846-8270	ND	ND	ND	ND	ND	ND	ND
	Dimethyl phthalate	EPA SW-846-8270	ND	ND	ND	ND	ND	ND	ND
	2,4-Dinitrophenol	EPA SW-846-8270	ND	ND	ND	ND	ND	ND	ND
	4,6 Dinitro-2-methylphenol	EPA SW-846-8270	ND	ND	ND	ND	ND	ND	ND
	Dinitrotoluene(2,4-/2,6-mixture)	EPA SW-846-8270	ND	ND	ND	ND	ND	ND	ND
	Fluoranthene	EPA SW-846-8270	ND	ND	ND	ND	ND	ND	ND
	Fluorene	EPA SW-846-8270	ND	ND	ND	ND	ND	ND	ND
	Hexachlorobenzene	EPA SW-846-8270	ND	ND	ND	ND	ND	ND	ND
	Hexachlorobutadiene	EPA SW-846-8270	ND	ND	ND	ND	ND	ND	ND
	Hexachlorocyclopentadiene	EPA SW-846-8270	ND	ND	ND	ND	ND	ND	ND
	Hexachloroethane	EPA SW-846-8270	ND	ND	ND	ND	ND	ND	ND
	Indeno(1,2,3-cd)pyrene	EPA SW-846-8270	ND	ND	ND	ND	ND	ND	ND
	Isophorone	EPA SW-846-8270	ND	ND	ND	ND	ND	ND	ND
	2-Methylnaphthalene	EPA SW-846-8270	ND	ND	ND	ND	ND	ND	ND
	2-Methylphenol (o-creosol)	EPA SW-846-8270	ND	ND	ND	ND	ND	ND	ND
	4-Methylphenol (p-creosol)	EPA SW-846-8270	ND	ND	ND	ND	ND	ND	ND
	Naphthalene	EPA SW-846-8270	ND	ND	ND	ND	ND	ND	ND
	2-Nitroaniline	EPA SW-846-8270	ND	ND	ND	ND	ND	ND	ND
	Nitrobenzene	EPA SW-846-8270	ND	ND	ND	ND	ND	ND	ND
	N-Nitrosodiphenylamine	EPA SW-846-8270	ND	ND	ND	ND	ND	ND	ND
	N-Nitroso-di-n-propylamine	EPA SW-846-8270	ND	ND	ND	ND	ND	ND	ND
	N-Nitrosodimethylamine	EPA SW-846-8270	ND	ND	ND	ND	ND	ND	ND
	Pentachlorophenol	EPA SW-846-8270	ND	ND	ND	ND	ND	ND	ND
	Phenanthrene	EPA SW-846-8270	ND	ND	ND	ND	ND	ND	ND
	Phenol	EPA SW-846-8270	ND	ND	ND	ND	ND	ND	ND
	Pyrene	EPA SW-846-8270	ND	ND	ND	ND	ND	ND	ND
	1,2,4-Trichlorobenzene	EPA SW-846-8270	ND	ND	ND	ND	ND	ND	ND
	2,4,5-Trichlorophenol	EPA SW-846-8270	ND	ND	ND	ND	ND	ND	ND
	2,4,6-Trichlorophenol	EPA SW-846-8270	ND	ND	ND	ND	ND	ND	ND
Metals	**Aluminum**	EPA SW-846-6010	4850 mg/kg	5000 m/kg	4510 mg/kg	4960 mg/kg	ND	ND	ND
	Antimony	EPA SW-846-6010	ND	ND	ND	ND	ND	ND	ND
	Arsenic	EPA SW-846-6010	ND	ND	ND	ND	ND	0.316 mg/kg	ND
	Barium	EPA SW-846-6010	38.0 mg/kg	36.0 mg/kg	37.6 mg/kg	39.3 mg/kg	45.2 mg/kg	114 mg/kg	62.5 mg/kg
	Beryllium	EPA SW-846-6010	0.280 mg/kg	0.249 mg/kg	0.259 mg/kg	0.269 mg/kg	0.609 mg/kg	0.275 mg/kg	0.434 mg/kg
	Cadmium	EPA SW-846-6010	0.074 mg/kg	0.121 mg/kg	0.122 mg/kg	0.158 mg/kg	0.293 mg/kg	0.427 mg/kg	0.500 mg/kg
	Cobalt	EPA SW-846-6010	4.930 mg/kg	4.240 mg/kg	4.22 mg/kg	4.920 mg/kg	ND	ND	ND
	Chromium - hexavalent (VI)	EPA SW-846-6010	ND	ND	ND	ND	0.530 mg/kg	0.530 mg/kg	0.68 mg/kg
	Chromium - trivalent (III)	EPA SW-846-6010	3.9 mg/kg	4.3 mg/kg	4.4 mg/kg	4.4 mg/kg	1.99 mg/kg	6.54 mg/kg	98.22 mg/kg
	Copper	EPA SW-846-6010	13.8 mg/kg	11.6 mg/kg	11.1 mg/kg	15.6 mg/kg	6.740 mg/kg	14.9 mg/kg	43.6 mg/kg
	Lead	EPA SW-846-6010	2.970 mg/kg	2.540 mg/kg	2.490 mg/kg	2.52 mg/kg	1.750 mg/kg	2.010 mg/kg	6.95 mg/kg
	Manganese	EPA SW-846-6010	283 mg/kg	256 mg/kg	254 mg/kg	247 mg/kg	ND	ND	ND
	Mercury	EPA SW-846-7471	ND	ND	ND	ND	ND	ND	ND
	Nickel	EPA SW-846-6010	3.740 mg/kg	3.970 mg/kg	4.22 mg/kg	4.060 mg/kg	2.190 mg/kg	8.4 mg/kg	35.6 mg/kg
	Selenium	EPA SW-846-6010	0.871 mg/kg	0.896 mg/kg	0.809 mg/kg	1.040 mg/kg	ND	ND	ND
	Silver	EPA SW-846-6010	2.350 mg/kg	2.370 mg/kg	2.4 mg/kg	2.460 mg/kg	ND	ND	ND
	Thallium	EPA SW-846-6010	ND	ND	ND	ND	ND	ND	ND
	Vanadium	EPA SW-846-6010	10.0 mg/kg	10.7 mg/kg	9.88 mg/kg	10.3 mg/kg	9.530 mg/kg	21.8 mg/kg	53.1 mg/kg
	Zinc	EPA SW-846-6010	27.7 mg/kg	27.0 mg/kg	24.4 mg/kg	24.5 mg/kg	19.8 mg/kg	35.5 mg/kg	27.2 mg/kg
PCBs	PCBs (Polychlorinated biphenyls)	EPA SW-846-8087	ND	ND	ND	ND	ND	ND	ND
Pesticides	**alpha - BHC**	EPA SW-846-8081	ND	ND	ND	ND	ND	ND	ND
	beta - BHC	EPA SW-846-8081	ND	ND	ND	ND	ND	ND	ND
	gamma - BHC	EPA SW-846-8081	ND	ND	ND	ND	ND	ND	ND
	Aldrin	EPA SW-846-8081	ND	ND	ND	ND	ND	ND	ND
	4,4'-DDD (p,p'-TDE)	EPA SW-846-8081	ND	ND	ND	ND	ND	ND	ND
	4,4'-DDE (p,p'-DDX)	EPA SW-846-8081	ND	ND	ND	ND	ND	ND	ND
	4,4'-DDT	EPA SW-846-8081	ND	ND	ND	ND	ND	ND	ND
	Dieldrin	EPA SW-846-8081	ND	ND	ND	ND	ND	ND	ND
	Endosulfan	EPA SW-846-8081	ND	ND	ND	ND	ND	ND	ND
	Endosulfan II	EPA SW-846-8081	ND	ND	ND	ND	ND	ND	ND
	Endrin	EPA SW-846-8081	ND	ND	ND	ND	ND	ND	ND
	Heptachlor	EPA SW-846-8081	ND	ND	ND	ND	ND	ND	ND
	Heptachlor Epoxide	EPA SW-846-8081	ND	ND	ND	ND	ND	ND	ND
	Methoxychlor	EPA SW-846-8081	ND	ND	ND	ND	ND	ND	ND
	alpha - chlordane	EPA SW-846-8081	ND	ND	ND	ND	ND	ND	ND
	gamma - chlordane	EPA SW-846-8081	ND	ND	ND	ND	ND	ND	ND
	Toxaphene	EPA SW-846-8081	ND	ND	ND	ND	ND	ND	ND
General Chemistry	Cyanide	EPA SW-846-9012	ND	ND	ND	ND	ND	ND	ND

Analytical Results Summary Table
Backfill Type vs NJDEP Criteria

	Analyte	Test Method	Tilcon, Pompton Lakes Quarry Pile 2	Tilcon, Pompton Lakes Quarry Pile 3	Tilcon, Pompton Lakes Quarry Pile 4	Tilcon, Pompton Lakes Quarry Pile 5	Tilcon, Pompton Lakes Quarry Pile 6	Tilcon, Pompton Lakes Quarry Pile 7	Tilcon, Pompton Lakes Quarry Pile 8
VOCs	Acetone	EPA SW-846-8260	ND	ND	ND	ND	ND	ND	ND
	Acrylonitrile	EPA SW-846-8260	ND	ND	ND	ND	ND	ND	ND
	Acrolein	EPA SW-846-8260	ND	ND	ND	ND	ND	ND	ND
	Benzene	EPA SW-846-8260	ND	ND	ND	ND	ND	ND	ND
	Bromodichloromethane (Dichlorobromomethane)	EPA SW-846-8260	ND	ND	ND	ND	ND	ND	ND
	Bromoform	EPA SW-846-8260	ND	ND	ND	ND	ND	ND	ND
	Bromomethane (Methyl bromide)	EPA SW-846-8260	ND	ND	ND	ND	ND	ND	ND
	2-Butanone (Methyl ethyl ketone) (MEK)	EPA SW-846-8260	ND	ND	ND	ND	ND	ND	ND
	Carbon Disulfide	EPA SW-846-8260	ND	ND	ND	ND	ND	ND	ND
	Carbon Tetrachloride	EPA SW-846-8260	ND	ND	ND	ND	ND	ND	ND
	Chlorobenzene	EPA SW-846-8260	ND	ND	ND	ND	ND	ND	ND
	Chloroethane	EPA SW-846-8260	ND	ND	ND	ND	ND	ND	ND
	Chloroform	EPA SW-846-8260	ND	ND	ND	ND	ND	ND	ND
	Chloromethane (Methyl chloride)	EPA SW-846-8260	ND	ND	ND	ND	ND	ND	ND
	1,2 Dibromoethane	EPA SW-846-8260	ND	ND	ND	ND	ND	ND	ND
	1,2 Dibromo - 3 - Chloropropane	EPA SW-846-8260	ND	ND	ND	ND	ND	ND	ND
	1,1-Dichloroethane	EPA SW-846-8260	ND	ND	ND	ND	ND	ND	ND
	1,2-Dichloroethane	EPA SW-846-8260	ND	ND	ND	ND	ND	ND	ND
	1,1-Dichloroethene	EPA SW-846-8260	ND	ND	ND	ND	ND	ND	ND
	1,2-Dichloroethene (trans)	EPA SW-846-8260	ND	ND	ND	ND	ND	ND	ND
	1,2-Dichloroethene (cis)	EPA SW-846-8260	ND	ND	ND	ND	ND	ND	ND
	1,2-Dichloropropane	EPA SW-846-8260	ND	ND	ND	ND	ND	ND	ND
	1,3-Dichloropropene (cis and trans)	EPA SW-846-8260	ND	ND	ND	ND	ND	ND	ND
	Dibromochloromethane (Chlorodibromomethane)	EPA SW-846-8260	ND	ND	ND	ND	ND	ND	ND
	1,2-Dichlorobenzene (o-Dichlorobenzene)	EPA SW-846-8260	ND	ND	ND	ND	ND	ND	ND
	1,3-Dichlorobenzene (m-Dichlorobenzene)	EPA SW-846-8260	ND	ND	ND	ND	ND	ND	ND
	1,4-Dichlorobenzene (p-Dichlorobenzene)	EPA SW-846-8260	ND	ND	ND	ND	ND	ND	ND
	Dichlorodifluoromethane	EPA SW-846-8260	ND	ND	ND	ND	ND	ND	ND
	Ethylbenzene	EPA SW-846-8260	ND	ND	ND	ND	ND	ND	ND
	Lindane (gamma BHC) (gamma HCH)	EPA SW-846-8260	ND	ND	ND	ND	ND	ND	ND
	Methoxychlor	EPA SW-846-8260	ND	ND	ND	ND	ND	ND	ND
	4-Methyl-2-pentanone (MIBK)	EPA SW-846-8260	ND	ND	ND	ND	ND	ND	ND
	Methylene Chloride (Dichloromethane)	EPA SW-846-8260	ND	ND	ND	ND	ND	ND	ND
	Methyl Acetate	EPA SW-846-8260	ND	ND	ND	ND	ND	ND	ND
	Methyl tert-butyl Ether MTBE	EPA SW-846-8260	ND	ND	ND	ND	ND	ND	ND
	Styrene	EPA SW-846-8260	ND	ND	ND	ND	ND	ND	ND
	Tert butyl alchohol TBA	EPA SW-846-8260	ND	ND	ND	ND	ND	ND	ND
	1,1,1,2-Tetrachloroethane	EPA SW-846-8260	ND	ND	ND	ND	ND	ND	ND
	1,1,2,2,-Tetrachloroethane	EPA SW-846-8260	ND	ND	ND	ND	ND	ND	ND
	Tetrachloroethene (Tetrachloroethylene) (PCE)	EPA SW-846-8260	ND	ND	ND	ND	ND	ND	ND
	Toluene	EPA SW-846-8260	ND	ND	ND	ND	ND	ND	ND
	1,1,1-Trichloroethane	EPA SW-846-8260	ND	ND	ND	ND	ND	ND	ND
	1,1,2-Trichloroethane	EPA SW-846-8260	ND	ND	ND	ND	ND	ND	ND
	Trichloroethene (Trichloroethylene) (TCE)	EPA SW-846-8260	ND	ND	ND	ND	ND	ND	ND
	Trichlorofluoromethane	EPA SW-846-8260	ND	ND	ND	ND	ND	ND	ND
	Vinyl chloride	EPA SW-846-8260	ND	ND	ND	ND	ND	ND	ND
	Xylenes (Total)	EPA SW-846-8260	ND	ND	ND	ND	ND	ND	ND
SVOCs	Acenaphthene	EPA SW-846-8270	ND	ND	ND	ND	ND	ND	ND
	Acetophenone	EPA SW-846-8270	ND	ND	ND	ND	ND	ND	ND
	Anthracene	EPA SW-846-8270	ND	ND	ND	ND	ND	ND	ND
	Atrazine	EPA SW-846-8270	ND	ND	ND	ND	ND	ND	ND
	Benzaldehyde	EPA SW-846-8270	ND	ND	ND	ND	ND	ND	ND
	Benzidine	EPA SW-846-8270	ND	ND	ND	ND	ND	ND	ND
	Benzyl Alcohol	EPA SW-846-8270	ND	ND	ND	ND	ND	ND	ND
	Benzo(b)fluoranthene (3,4-Benzofluoranthene)	EPA SW-846-8270	ND	ND	ND	ND	ND	ND	ND
	Benzo(a)anthracene (1,2-Benzanthracene)	EPA SW-846-8270	ND	ND	ND	ND	ND	ND	ND
	Benzo(a)pyrene (BaP)	EPA SW-846-8270	ND	ND	ND	ND	ND	ND	ND
	Benzo(k)fluoranthene	EPA SW-846-8270	ND	ND	ND	ND	ND	ND	ND
	Benzo(g,h,i)perylene	EPA SW-846-8270	ND	ND	ND	ND	ND	ND	ND
	1,1 Biphenyl	EPA SW-846-8270	ND	ND	ND	ND	ND	ND	ND
	Bis(2-Chloroethyl)ether	EPA SW-846-8270	ND	ND	ND	ND	ND	ND	ND
	Bis(2-chloroisopropyl)ether	EPA SW-846-8270	ND	ND	ND	ND	ND	ND	ND
	Bis(2-ethylhexyl) phthalate	EPA SW-846-8270	ND	ND	ND	ND	ND	ND	ND
	Butylbenzyl phthalate	EPA SW-846-8270	ND	ND	ND	ND	ND	ND	ND
	Caproiactam	EPA SW-846-8270	ND	ND	ND	ND	ND	ND	ND
	Carbazole	EPA SW-846-8270	ND	ND	ND	ND	ND	ND	ND
	4-Chloroaniline (p-Chloroaniline)	EPA SW-846-8270	ND	ND	ND	ND	ND	ND	ND
	4-Chloro-3-methyl phenol (p-Chloro-m-cresol)	EPA SW-846-8270	ND	ND	ND	ND	ND	ND	ND
	2-Chlorophenol (o-Chlorophenol)	EPA SW-846-8270	ND	ND	ND	ND	ND	ND	ND
	Chrysene	EPA SW-846-8270	ND	ND	ND	ND	ND	ND	ND
	Dibenz(a,h)anthracene	EPA SW-846-8270	ND	ND	ND	ND	ND	ND	ND
	Di-n-butyl phthalate	EPA SW-846-8270	ND	ND	ND	ND	ND	ND	ND
	Di-n-octyl phthalate	EPA SW-846-8270	ND	ND	ND	ND	ND	ND	ND
	3,3'-Dichlorobenzidine	EPA SW-846-8270	ND	ND	ND	ND	ND	ND	ND
	2,4-Dichlorophenol	EPA SW-846-8270	ND	ND	ND	ND	ND	ND	ND
	Diethyl phthalate	EPA SW-846-8270	ND	ND	ND	ND	ND	ND	ND
	2,4-Dimethyl phenol	EPA SW-846-8270	ND	ND	ND	ND	ND	ND	ND
	Dimethyl phthalate	EPA SW-846-8270	ND	ND	ND	ND	ND	ND	ND
	2,4-Dinitrophenol	EPA SW-846-8270	ND	ND	ND	ND	ND	ND	ND
	4,6 Dinitro-2-methylphenol	EPA SW-846-8270	ND	ND	ND	ND	ND	ND	ND
	Dinitrotoluene(2,4-/2,6-mixture)	EPA SW-846-8270	ND	ND	ND	ND	ND	ND	ND
	Fluoranthene	EPA SW-846-8270	ND	ND	ND	ND	ND	ND	ND
	Fluorene	EPA SW-846-8270	ND	ND	ND	ND	ND	ND	ND
	Hexachlorobenzene	EPA SW-846-8270	ND	ND	ND	ND	ND	ND	ND
	Hexachlorobutadiene	EPA SW-846-8270	ND	ND	ND	ND	ND	ND	ND
	Hexachlorocyclopentadiene	EPA SW-846-8270	ND	ND	ND	ND	ND	ND	ND
	Hexachloroethane	EPA SW-846-8270	ND	ND	ND	ND	ND	ND	ND
	Indeno(1,2,3-cd)pyrene	EPA SW-846-8270	ND	ND	ND	ND	ND	ND	ND
	Isophorone	EPA SW-846-8270	ND	ND	ND	ND	ND	ND	ND
	2-Methylnaphthalene	EPA SW-846-8270	ND	ND	ND	ND	ND	ND	ND
	2-Methylphenol (o-creosol)	EPA SW-846-8270	ND	ND	ND	ND	ND	ND	ND
	4-Methylphenol (p-creosol)	EPA SW-846-8270	ND	ND	ND	ND	ND	ND	ND
	Naphthalene	EPA SW-846-8270	ND	ND	ND	ND	ND	ND	ND
	2-Nitroaniline	EPA SW-846-8270	ND	ND	ND	ND	ND	ND	ND
	Nitrobenzene	EPA SW-846-8270	ND	ND	ND	ND	ND	ND	ND
	N-Nitrosodiphenylamine	EPA SW-846-8270	ND	ND	ND	ND	ND	ND	ND
	N-Nitroso-di-n-propylamine	EPA SW-846-8270	ND	ND	ND	ND	ND	ND	ND
	N-Nitrosodimethylamine	EPA SW-846-8270	ND	ND	ND	ND	ND	ND	ND
	Pentachlorophenol	EPA SW-846-8270	ND	ND	ND	ND	ND	ND	ND
	Phenanthrene	EPA SW-846-8270	ND	ND	ND	ND	ND	ND	ND
	Phenol	EPA SW-846-8270	ND	ND	ND	ND	ND	ND	ND
	Pyrene	EPA SW-846-8270	ND	ND	ND	ND	ND	ND	ND
	1,2,4-Trichlorobenzene	EPA SW-846-8270	ND	ND	ND	ND	ND	ND	ND
	2,4,5-Trichlorophenol	EPA SW-846-8270	ND	ND	ND	ND	ND	ND	ND
	2,4,6-Trichlorophenol	EPA SW-846-8270	ND	ND	ND	ND	ND	ND	ND
Metals	**Aluminum**	EPA SW-846-6010	6320 mg/kg	7080 mg/kg	7050 mg/kg	5900 mg/kg	6790 mg/kg	5890 mg/kg	6920 mg/kg
	Antimony	EPA SW-846-6010	ND	ND	ND	ND	ND	ND	ND
	Arsenic	EPA SW-846-6010	ND	ND	ND	1.130 mg/kg	ND	0.425 mg/kg	0.781 mg/kg
	Barium	EPA SW-846-6010	47.4 mg/kg	23.9 mg/kg	28.6 mg/kg	22.5 mg/kg	24.2 mg/kg	21.6 mg/kg	23.4 mg/kg
	Beryllium	EPA SW-846-6010	0.107 mg/kg	0.238 mg/kg	0.213 mg/kg	0.154 mg/kg	0.249 mg/kg	0.189 mg/kg	0.285 mg/kg
	Cadmium	EPA SW-846-6010	ND	ND	ND	0.242 mg/kg	0.167 mg/kg	0.205 mg/kg	0.179 mg/kg
	Cobalt	EPA SW-846-6010	11.4 mg/kg	10.1 mg/kg	9.960 mg/kg	50.6 mg/kg	9.8 mg/kg	8.360 mg/kg	9.370 mg/kg
	Chromium - hexavalent (VI)	EPA SW-846-6010	ND	ND	ND	ND	ND	ND	ND
	Chromium - trivalent (III)	EPA SW-846-6010	23.7 mg/kg	18.9 mg/kg	19.4 mg/kg	19.5 mg/kg	21.1 mg/kg	15.4 mg/kg	18.2 mg/kg
	Copper	EPA SW-846-6010	53.9 mg/kg	53.0 mg/kg	51.3 mg/kg	86.8 mg/kg	36.4 mg/kg	37.8 mg/kg	45.5 mg/kg
	Lead	EPA SW-846-6010	2.200 mg/kg	5.44 mg/kg	5.720 mg/kg	4.840 mg/kg	6.8 mg/kg	4.8 mg/kg	5.560 mg/kg
	Manganese	EPA SW-846-6010	192 mg/kg	169 mg/kg	172 mg/kg	146 mg/kg	200 mg/kg	144 mg/kg	179 mg/kg
	Mercury	EPA SW-846-7471	ND	ND	ND	ND	ND	0.009 mg/kg	0.008 mg/kg
	Nickel	EPA SW-846-6010	11.8 mg/kg	12.4 mg/kg	12.5 mg/kg	41.9 mg/kg	11.2 mg/kg	9.430 mg/kg	12.0 mg/kg
	Selenium	EPA SW-846-6010	0.792 mg/kg	1.320 mg/kg	1.460 mg/kg	ND	ND	ND	ND
	Silver	EPA SW-846-6010	2.910 mg/kg	2.350 mg/kg	2.330 mg/kg	3.87 mg/kg	2.270 mg/kg	2.260 mg/kg	2.770 mg/kg
	Thallium	EPA SW-846-6010	ND	ND	ND	ND	ND	ND	ND
	Vanadium	EPA SW-846-6010	23.4 mg/kg	20.8 mg/kg	21.5 mg/kg	18.0 mg/kg	20.4 mg/kg	17.6 mg/kg	20.6 mg/kg
	Zinc	EPA SW-846-6010	24.5 mg/kg	22.1 mg/kg	23.6 mg/kg	19.8 mg/kg	26.4 mg/kg	21.1 mg/kg	23.5 mg/kg
PCBs	PCBs (Polychlorinated biphenyls)	EPA SW-846-8087	ND	ND	ND	ND	ND	ND	ND
Pesticides	**alpha - BHC**	EPA SW-846-8081	ND	ND	ND	ND	ND	ND	ND
	beta - BHC	EPA SW-846-8081	ND	ND	ND	ND	ND	ND	ND
	gamma - BHC	EPA SW-846-8081	ND	ND	ND	ND	ND	ND	ND
	Aldrin	EPA SW-846-8081	ND	ND	ND	ND	ND	ND	ND
	4,4'-DDD (p,p'-TDE)	EPA SW-846-8081	ND	ND	ND	ND	ND	ND	ND
	4,4'-DDE (p,p'-DDX)	EPA SW-846-8081	ND	ND	ND	ND	ND	ND	ND
	4,4'-DDT	EPA SW-846-8081	ND	ND	ND	ND	ND	ND	ND
	Dieldrin	EPA SW-846-8081	ND	ND	ND	ND	ND	ND	ND
	Endosulfan	EPA SW-846-8081	ND	ND	ND	ND	ND	ND	ND
	Endosulfan II	EPA SW-846-8081	ND	ND	ND	ND	ND	ND	ND
	Endrin	EPA SW-846-8081	ND	ND	ND	ND	ND	ND	ND
	Heptachlor	EPA SW-846-8081	ND	ND	ND	ND	ND	ND	ND
	Heptachlor Epoxide	EPA SW-846-8081	ND	ND	ND	ND	ND	ND	ND
	Methoxychlor	EPA SW-846-8081	ND	ND	ND	ND	ND	ND	ND
	alpha - chlordane	EPA SW-846-8081	ND	ND	ND	ND	ND	ND	ND
	gamma - chlordane	EPA SW-846-8081	ND	ND	ND	ND	ND	ND	ND
	Toxaphene	EPA SW-846-8081	ND	ND	ND	ND	ND	ND	ND
General Chemistry	Cyanide	EPA SW-846-9012	ND	ND	ND	ND	ND	ND	ND

Analytical Results Summary Table
Backfill Type vs NJDEP Criteria

	Analyte	Test Method	Tilcon, Pompton Lakes Quarry Pile 9	Tilcon, Pompton Lakes Quarry Pile 10	Tilcon, Pompton Lakes Quarry Pile 11	Tilcon, Pompton Lakes Quarry Pile 12	Tilcon, Pompton Lakes Quarry Pile 13	Tilcon, Pompton Lakes Quarry Pile 14	Tilcon, Pompton Lakes Quarry Pile 15
VOCs	Acetone	EPA SW-846-8260	ND	ND	ND	ND	ND	ND	ND
	Acrylonitrile	EPA SW-846-8260	ND	ND	ND	ND	ND	ND	ND
	Acrolein	EPA SW-846-8260	ND	ND	ND	ND	ND	ND	ND
	Benzene	EPA SW-846-8260	ND	ND	ND	ND	ND	ND	ND
	Bromodichloromethane (Dichlorobromomethane)	EPA SW-846-8260	ND	ND	ND	ND	ND	ND	ND
	Bromoform	EPA SW-846-8260	ND	ND	ND	ND	ND	ND	ND
	Bromomethane (Methyl bromide)	EPA SW-846-8260	ND	ND	ND	ND	ND	ND	ND
	2-Butanone (Methyl ethyl ketone) (MEK)	EPA SW-846-8260	ND	ND	ND	ND	ND	ND	ND
	Carbon Disulfide	EPA SW-846-8260	ND	ND	ND	ND	ND	ND	ND
	Carbon Tetrachloride	EPA SW-846-8260	ND	ND	ND	ND	ND	ND	ND
	Chlorobenzene	EPA SW-846-8260	ND	ND	ND	ND	ND	ND	ND
	Chloroethane	EPA SW-846-8260	ND	ND	ND	ND	ND	ND	ND
	Chloroform	EPA SW-846-8260	ND	ND	ND	ND	ND	ND	ND
	Chloromethane (Methyl chloride)	EPA SW-846-8260	ND	ND	ND	ND	ND	ND	ND
	1,2 Dibromoethane	EPA SW-846-8260	ND	ND	ND	ND	ND	ND	ND
	1,2 Dibromo - 3 - Chloropropane	EPA SW-846-8260	ND	ND	ND	ND	ND	ND	ND
	1,1-Dichloroethane	EPA SW-846-8260	ND	ND	ND	ND	ND	ND	ND
	1,2-Dichloroethane	EPA SW-846-8260	ND	ND	ND	ND	ND	ND	ND
	1,1-Dichloroethene	EPA SW-846-8260	ND	ND	ND	ND	ND	ND	ND
	1,2-Dichloroethene (trans)	EPA SW-846-8260	ND	ND	ND	ND	ND	ND	ND
	1,2-Dichloroethene (cis)	EPA SW-846-8260	ND	ND	ND	ND	ND	ND	ND
	1,2-Dichloropropane	EPA SW-846-8260	ND	ND	ND	ND	ND	ND	ND
	1,3-Dichloropropene (cis and trans)	EPA SW-846-8260	ND	ND	ND	ND	ND	ND	ND
	Dibromochloromethane (Chlorodibromomethane)	EPA SW-846-8260	ND	ND	ND	ND	ND	ND	ND
	1,2-Dichlorobenzene (o-Dichlorobenzene)	EPA SW-846-8260	ND	ND	ND	ND	ND	ND	ND
	1,3-Dichlorobenzene (m-Dichlorobenzene)	EPA SW-846-8260	ND	ND	ND	ND	ND	ND	ND
	1,4-Dichlorobenzene (p-Dichlorobenzene)	EPA SW-846-8260	ND	ND	ND	ND	ND	ND	ND
	Dichlorodifluoromethane	EPA SW-846-8260	ND	ND	ND	ND	ND	ND	ND
	Ethylbenzene	EPA SW-846-8260	ND	ND	ND	ND	ND	ND	ND
	Lindane (gamma BHC) (gamma HCH)	EPA SW-846-8260	ND	ND	ND	ND	ND	ND	ND
	Methoxychlor	EPA SW-846-8260	ND	ND	ND	ND	ND	ND	ND
	4-Methyl-2-pentanone (MIBK)	EPA SW-846-8260	ND	ND	ND	ND	ND	ND	ND
	Methylene Chloride (Dichloromethane)	EPA SW-846-8260	ND	ND	ND	ND	ND	ND	ND
	Methyl Acetate	EPA SW-846-8260	ND	ND	ND	ND	ND	ND	ND
	Methyl tert-butyl Ether MTBE	EPA SW-846-8260	ND	ND	ND	ND	ND	ND	ND
	Styrene	EPA SW-846-8260	ND	ND	ND	ND	ND	ND	ND
	Tert butyl alchohol TBA	EPA SW-846-8260	ND	ND	ND	ND	ND	ND	ND
	1,1,1,2-Tetrachloroethane	EPA SW-846-8260	ND	ND	ND	ND	ND	ND	ND
	1,1,2,2,-Tetrachloroethane	EPA SW-846-8260	ND	ND	ND	ND	ND	ND	ND
	Tetrachloroethene (Tetrachloroethylene) (PCE)	EPA SW-846-8260	ND	ND	ND	ND	ND	ND	ND
	Toluene	EPA SW-846-8260	ND	ND	ND	ND	ND	ND	ND
	1,1,1-Trichloroethane	EPA SW-846-8260	ND	ND	ND	ND	ND	ND	ND
	1,1,2-Trichloroethane	EPA SW-846-8260	ND	ND	ND	ND	ND	ND	ND
	Trichloroethene (Trichloroethylene) (TCE)	EPA SW-846-8260	ND	ND	ND	ND	ND	ND	ND
	Trichlorofluoromethane	EPA SW-846-8260	ND	ND	ND	ND	ND	ND	ND
	Vinyl chloride	EPA SW-846-8260	ND	ND	ND	ND	ND	ND	ND
	Xylenes (Total)	EPA SW-846-8260	ND	ND	ND	ND	ND	ND	ND
SVOCs	Acenaphthene	EPA SW-846-8270	ND	ND	ND	ND	ND	ND	ND
	Acetophenone	EPA SW-846-8270	ND	ND	ND	ND	ND	ND	ND
	Anthracene	EPA SW-846-8270	ND	ND	ND	ND	ND	ND	ND
	Atrazine	EPA SW-846-8270	ND	ND	ND	ND	ND	ND	ND
	Benzaldehyde	EPA SW-846-8270	ND	ND	ND	ND	ND	ND	ND
	Benzidine	EPA SW-846-8270	ND	ND	ND	ND	ND	ND	ND
	Benzyl Alcohol	EPA SW-846-8270	ND	ND	ND	ND	ND	ND	ND
	Benzo(b)fluoranthene (3,4-Benzofluoranthene)	EPA SW-846-8270	ND	ND	ND	ND	ND	ND	ND
	Benzo(a)anthracene (1,2-Benzanthracene)	EPA SW-846-8270	ND	ND	ND	ND	ND	ND	ND
	Benzo(a)pyrene (BaP)	EPA SW-846-8270	ND	ND	ND	ND	ND	ND	ND
	Benzo(k)fluoranthene	EPA SW-846-8270	ND	ND	ND	ND	ND	ND	ND
	Benzo(g,h,i)perylene	EPA SW-846-8270	ND	ND	ND	ND	ND	ND	ND
	1,1 Biphenyl	EPA SW-846-8270	ND	ND	ND	ND	ND	ND	ND
	Bis(2-Chloroethyl)ether	EPA SW-846-8270	ND	ND	ND	ND	ND	ND	ND
	Bis(2-chloroisopropyl)ether	EPA SW-846-8270	ND	ND	ND	ND	ND	ND	ND
	Bis(2-ethylhexyl) phthalate	EPA SW-846-8270	ND	ND	ND	ND	ND	ND	ND
	Butylbenzyl phthalate	EPA SW-846-8270	ND	ND	ND	ND	ND	ND	ND
	Caproiactam	EPA SW-846-8270	ND	ND	ND	ND	ND	ND	ND
	Carbazole	EPA SW-846-8270	ND	ND	ND	ND	ND	ND	ND
	4-Chloroaniline (p-Chloroaniline)	EPA SW-846-8270	ND	ND	ND	ND	ND	ND	ND
	4-Chloro-3-methyl phenol (p-Chloro-m-cresol)	EPA SW-846-8270	ND	ND	ND	ND	ND	ND	ND
	2-Chlorophenol (o-Chlorophenol)	EPA SW-846-8270	ND	ND	ND	ND	ND	ND	ND
	Chrysene	EPA SW-846-8270	ND	ND	ND	ND	ND	ND	ND
	Dibenz(a,h)anthracene	EPA SW-846-8270	ND	ND	ND	ND	ND	ND	ND
	Di-n-butyl phthalate	EPA SW-846-8270	ND	ND	ND	ND	ND	ND	ND
	Di-n-octyl phthalate	EPA SW-846-8270	ND	ND	ND	ND	ND	ND	ND
	3,3'-Dichlorobenzidine	EPA SW-846-8270	ND	ND	ND	ND	ND	ND	ND
	2,4-Dichlorophenol	EPA SW-846-8270	ND	ND	ND	ND	ND	ND	ND
	Diethyl phthalate	EPA SW-846-8270	ND	ND	ND	ND	ND	ND	ND
	2,4-Dimethyl phenol	EPA SW-846-8270	ND	ND	ND	ND	ND	ND	ND
	Dimethyl phthalate	EPA SW-846-8270	ND	ND	ND	ND	ND	ND	ND
	2,4-Dinitrophenol	EPA SW-846-8270	ND	ND	ND	ND	ND	ND	ND
	4,6 Dinitro-2-methylphenol	EPA SW-846-8270	ND	ND	ND	ND	ND	ND	ND
	Dinitrotoluene(2,4-/2,6-mixture)	EPA SW-846-8270	ND	ND	ND	ND	ND	ND	ND
	Fluoranthene	EPA SW-846-8270	ND	ND	ND	ND	ND	ND	ND
	Fluorene	EPA SW-846-8270	ND	ND	ND	ND	ND	ND	ND
	Hexachlorobenzene	EPA SW-846-8270	ND	ND	ND	ND	ND	ND	ND
	Hexachlorobutadiene	EPA SW-846-8270	ND	ND	ND	ND	ND	ND	ND
	Hexachlorocyclopentadiene	EPA SW-846-8270	ND	ND	ND	ND	ND	ND	ND
	Hexachloroethane	EPA SW-846-8270	ND	ND	ND	ND	ND	ND	ND
	Indeno(1,2,3-cd)pyrene	EPA SW-846-8270	ND	ND	ND	ND	ND	ND	ND
	Isophorone	EPA SW-846-8270	ND	ND	ND	ND	ND	ND	ND
	2-Methylnaphthalene	EPA SW-846-8270	ND	ND	ND	ND	ND	ND	ND
	2-Methylphenol (o-creosol)	EPA SW-846-8270	ND	ND	ND	ND	ND	ND	ND
	4-Methylphenol (p-creosol)	EPA SW-846-8270	ND	ND	ND	ND	ND	ND	ND
	Naphthalene	EPA SW-846-8270	ND	ND	ND	ND	ND	ND	ND
	2-Nitroaniline	EPA SW-846-8270	ND	ND	ND	ND	ND	ND	ND
	Nitrobenzene	EPA SW-846-8270	ND	ND	ND	ND	ND	ND	ND
	N-Nitrosodiphenylamine	EPA SW-846-8270	ND	ND	ND	ND	ND	ND	ND
	N-Nitroso-di-n-propylamine	EPA SW-846-8270	ND	ND	ND	ND	ND	ND	ND
	N-Nitrosodimethylamine	EPA SW-846-8270	ND	ND	ND	ND	ND	ND	ND
	Pentachlorophenol	EPA SW-846-8270	ND	ND	ND	ND	ND	ND	ND
	Phenanthrene	EPA SW-846-8270	ND	ND	ND	ND	ND	ND	ND
	Phenol	EPA SW-846-8270	ND	ND	ND	ND	ND	ND	ND
	Pyrene	EPA SW-846-8270	ND	ND	ND	ND	ND	ND	ND
	1,2,4-Trichlorobenzene	EPA SW-846-8270	ND	ND	ND	ND	ND	ND	ND
	2,4,5-Trichlorophenol	EPA SW-846-8270	ND	ND	ND	ND	ND	ND	ND
	2,4,6-Trichlorophenol	EPA SW-846-8270	ND	ND	ND	ND	ND	ND	ND
Metals	**Aluminum**	EPA SW-846-6010	8240 mg/kg	7910 mg/kg	7700 mg/kg	7130 mg/kg	11,100 mg/kg	10,700 mg/kg	10,700 mg/kg
	Antimony	EPA SW-846-6010	ND	ND	ND	ND	ND	ND	ND
	Arsenic	EPA SW-846-6010	0.37 mg/kg	ND	ND	ND	ND	ND	ND
	Barium	EPA SW-846-6010	29.9 mg/kg	28.0 mg/kg	25.1 mg/kg	35.2 mg/kg	74.3 mg/kg	65.0 mg/kg	63.4 mg/kg
	Beryllium	EPA SW-846-6010	0.43 mg/kg	0.41 mg/kg	0.38 mg/kg	0.34 mg/kg	0.38 mg/kg	0.39 mg/kg	0.38 mg/kg
	Cadmium	EPA SW-846-6010	0.28 mg/kg	0.25 mg/kg	0.23 mg/kg	0.23 mg/kg	1.14 mg/kg	1.020 mg/kg	1.040 mg/kg
	Cobalt	EPA SW-846-6010	8.64 mg/kg	8.730 mg/kg	7.790 mg/kg	8.230 mg/kg	14.4 mg/kg	17.8 mg/kg	13.6 mg/kg
	Chromium - hexavalent (VI)	EPA SW-846-6010	ND	ND	ND	ND	0.57 mg/kg	0.62 mg/kg	0.57 mg/kg
	Chromium - trivalent (III)	EPA SW-846-6010	29.4 mg/kg	26.5 mg/kg	26.7 mg/kg	26.1 mg/kg	72.9 mg/kg	74.3 mg/kg	75.3 mg/kg
	Copper	EPA SW-846-6010	57.7 mg/kg	49.2 mg/kg	42.1 mg/kg	41.9 mg/kg	72.2 mg/kg	81.1 mg/kg	69.1 mg/kg
	Lead	EPA SW-846-6010	6.390 mg/kg	6.640 mg/kg	6.140 mg/kg	4.980 mg/kg	5.040 mg/kg	5.69 mg/kg	5.130 mg/kg
	Manganese	EPA SW-846-6010	223 mg/kg	326 mg/kg	187 mg/kg	170 mg/kg	222 mg/kg	210 mg/kg	197 mg/kg
	Mercury	EPA SW-846-7471	0.009 mg/kg	0.011 mg/kg	0.004 mg/kg	0.009 mg/kg	0.005 mg/kg	0.006 mg/kg	0.006 mg/kg
	Nickel	EPA SW-846-6010	18.0 mg/kg	16.7 mg/kg	16.6 mg/kg	16.1 mg/kg	45.2 mg/kg	44.4 mg/kg	55.6 mg/kg
	Selenium	EPA SW-846-6010	2.22 mg/kg	1.98 mg/kg	1.82 mg/kg	1.940 mg/kg	2.660 mg/kg	2.580 mg/kg	2.630 mg/kg
	Silver	EPA SW-846-6010	ND	ND	ND	ND	ND	ND	ND
	Thallium	EPA SW-846-6010	ND	ND	ND	ND	ND	ND	ND
	Vanadium	EPA SW-846-6010	26.6 mg/kg	23.2 mg/kg	24.0 mg/kg	24.0 mg/kg	46.3 mg/kg	42.8 mg/kg	43.0 mg/kg
	Zinc	EPA SW-846-6010	28.7 mg/kg	28.0 mg/kg	23.9 mg/kg	26.6 mg/kg	31.5 mg/kg	30.1 mg/kg	30.0 mg/kg
PCBs	PCBs (Polychlorinated biphenyls)	EPA SW-846-8087	ND	ND	ND	ND	ND	ND	ND
Pesticides	**alpha - BHC**	EPA SW-846-8081	ND	ND	ND	ND	ND	ND	ND
	beta - BHC	EPA SW-846-8081	ND	ND	ND	ND	ND	ND	ND
	gamma - BHC	EPA SW-846-8081	ND	ND	ND	ND	ND	ND	ND
	Aldrin	EPA SW-846-8081	ND	ND	ND	ND	ND	ND	ND
	4,4'-DDD (p,p'-TDE)	EPA SW-846-8081	ND	ND	ND	ND	ND	ND	ND
	4,4'-DDE (p,p'-DDX)	EPA SW-846-8081	ND	ND	ND	ND	ND	ND	ND
	4,4'-DDT	EPA SW-846-8081	ND	ND	ND	ND	ND	ND	ND
	Dieldrin	EPA SW-846-8081	ND	ND	ND	ND	ND	ND	ND
	Endosulfan	EPA SW-846-8081	ND	ND	ND	ND	ND	ND	ND
	Endosulfan II	EPA SW-846-8081	ND	ND	ND	ND	ND	ND	ND
	Endrin	EPA SW-846-8081	ND	ND	ND	ND	ND	ND	ND
	Heptachlor	EPA SW-846-8081	ND	ND	ND	ND	ND	ND	ND
	Heptachlor Epoxide	EPA SW-846-8081	ND	ND	ND	ND	ND	ND	ND
	Methoxychlor	EPA SW-846-8081	ND	ND	ND	ND	ND	ND	ND
	alpha - chlordane	EPA SW-846-8081	ND	ND	ND	ND	ND	ND	ND
	gamma - chlordane	EPA SW-846-8081	ND	ND	ND	ND	ND	ND	ND
	Toxaphene	EPA SW-846-8081	ND	ND	ND	ND	ND	ND	ND
General Chemistry	Cyanide	EPA SW-846-9012	ND	ND	ND	ND	ND	ND	ND

Analytical Results Summary Table
Backfill Type vs NJDEP Criteria

	Analyte	Test Method	Tilcon, Pompton Lakes Quarry Pile 16	Tilcon, Pompton Lakes Quarry Pile 17	Tilcon, Pompton Lakes Quarry Pile 18	Tilcon, Pompton Lakes Quarry Pile 19	Tilcon, Pompton Lakes Quarry Pile 20	Tilcon, Pompton Lakes Quarry Pile 21	Tilcon, Pompton Lakes Quarry Pile 22
VOCs	Acetone	EPA SW-846-8260	ND	ND	ND	ND	ND	ND	ND
	Acrylonitrile	EPA SW-846-8260	ND	ND	ND	ND	ND	ND	ND
	Acrolein	EPA SW-846-8260	ND	ND	ND	ND	ND	ND	ND
	Benzene	EPA SW-846-8260	ND	ND	ND	ND	ND	ND	ND
	Bromodichloromethane (Dichlorobromomethane)	EPA SW-846-8260	ND	ND	ND	ND	ND	ND	ND
	Bromoform	EPA SW-846-8260	ND	ND	ND	ND	ND	ND	ND
	Bromomethane (Methyl bromide)	EPA SW-846-8260	ND	ND	ND	ND	ND	ND	ND
	2-Butanone (Methyl ethyl ketone) (MEK)	EPA SW-846-8260	ND	ND	ND	ND	ND	ND	ND
	Carbon Disulfide	EPA SW-846-8260	ND	ND	ND	ND	ND	ND	ND
	Carbon Tetrachloride	EPA SW-846-8260	ND	ND	ND	ND	ND	ND	ND
	Chlorobenzene	EPA SW-846-8260	ND	ND	ND	ND	ND	ND	ND
	Chloroethane	EPA SW-846-8260	ND	ND	ND	ND	ND	ND	ND
	Chloroform	EPA SW-846-8260	ND	ND	ND	ND	ND	ND	ND
	Chloromethane (Methyl chloride)	EPA SW-846-8260	ND	ND	ND	ND	ND	ND	ND
	1,2 Dibromoethane	EPA SW-846-8260	ND	ND	ND	ND	ND	ND	ND
	1,2 Dibromo - 3 - Chloropropane	EPA SW-846-8260	ND	ND	ND	ND	ND	ND	ND
	1,1-Dichloroethane	EPA SW-846-8260	ND	ND	ND	ND	ND	ND	ND
	1,2-Dichloroethane	EPA SW-846-8260	ND	ND	ND	ND	ND	ND	ND
	1,1-Dichloroethene	EPA SW-846-8260	ND	ND	ND	ND	ND	ND	ND
	1,2-Dichloroethene (trans)	EPA SW-846-8260	ND	ND	ND	ND	ND	ND	ND
	1,2-Dichloroethene (cis)	EPA SW-846-8260	ND	ND	ND	ND	ND	ND	ND
	1,2-Dichloropropane	EPA SW-846-8260	ND	ND	ND	ND	ND	ND	ND
	1,3-Dichloropropene (cis and trans)	EPA SW-846-8260	ND	ND	ND	ND	ND	ND	ND
	Dibromochloromethane (Chlorodibromomethane)	EPA SW-846-8260	ND	ND	ND	ND	ND	ND	ND
	1,2-Dichlorobenzene (o-Dichlorobenzene)	EPA SW-846-8260	ND	ND	ND	ND	ND	ND	ND
	1,3-Dichlorobenzene (m-Dichlorobenzene)	EPA SW-846-8260	ND	ND	ND	ND	ND	ND	ND
	1,4-Dichlorobenzene (p-Dichlorobenzene)	EPA SW-846-8260	ND	ND	ND	ND	ND	ND	ND
	Dichlorodifluoromethane	EPA SW-846-8260	ND	ND	ND	ND	ND	ND	ND
	Ethylbenzene	EPA SW-846-8260	ND	ND	ND	ND	ND	ND	ND
	Lindane (gamma BHC) (gamma HCH)	EPA SW-846-8260	ND	ND	ND	ND	ND	ND	ND
	Methoxychlor	EPA SW-846-8260	ND	ND	ND	ND	ND	ND	ND
	4-Methyl-2-pentanone (MIBK)	EPA SW-846-8260	ND	ND	ND	ND	ND	ND	ND
	Methylene Chloride (Dichloromethane)	EPA SW-846-8260	ND	ND	ND	ND	ND	ND	ND
	Methyl Acetate	EPA SW-846-8260	ND	ND	ND	ND	ND	ND	ND
	Methyl tert-butyl Ether MTBE	EPA SW-846-8260	ND	ND	ND	ND	ND	ND	ND
	Styrene	EPA SW-846-8260	ND	ND	ND	ND	ND	ND	ND
	Tert butyl alchohol TBA	EPA SW-846-8260	ND	ND	ND	ND	ND	ND	ND
	1,1,1,2-Tetrachloroethane	EPA SW-846-8260	ND	ND	ND	ND	ND	ND	ND
	1,1,2,2,-Tetrachloroethane	EPA SW-846-8260	ND	ND	ND	ND	ND	ND	ND
	Tetrachloroethene (Tetrachloroethylene) (PCE)	EPA SW-846-8260	ND	ND	ND	ND	ND	ND	ND
	Toluene	EPA SW-846-8260	ND	ND	ND	ND	ND	ND	ND
	1,1,1-Trichloroethane	EPA SW-846-8260	ND	ND	ND	ND	ND	ND	ND
	1,1,2-Trichloroethane	EPA SW-846-8260	ND	ND	ND	ND	ND	ND	ND
	Trichloroethene (Trichloroethylene) (TCE)	EPA SW-846-8260	ND	ND	ND	ND	ND	ND	ND
	Trichlorofluoromethane	EPA SW-846-8260	ND	ND	ND	ND	ND	ND	ND
	Vinyl chloride	EPA SW-846-8260	ND	ND	ND	ND	ND	ND	ND
	Xylenes (Total)	EPA SW-846-8260	ND	ND	ND	ND	ND	ND	ND
SVOCs	Acenaphthene	EPA SW-846-8270	ND	ND	ND	ND	ND	ND	ND
	Acetophenone	EPA SW-846-8270	ND	ND	ND	ND	ND	ND	ND
	Anthracene	EPA SW-846-8270	ND	ND	ND	ND	ND	ND	ND
	Atrazine	EPA SW-846-8270	ND	ND	ND	ND	ND	ND	ND
	Benzaldehyde	EPA SW-846-8270	ND	ND	ND	ND	ND	ND	ND
	Benzidine	EPA SW-846-8270	ND	ND	ND	ND	ND	ND	ND
	Benzyl Alcohol	EPA SW-846-8270	ND	ND	ND	ND	ND	ND	ND
	Benzo(b)fluoranthene (3,4-Benzofluoranthene)	EPA SW-846-8270	ND	ND	ND	ND	ND	ND	ND
	Benzo(a)anthracene (1,2-Benzanthracene)	EPA SW-846-8270	ND	ND	ND	ND	ND	ND	ND
	Benzo(a)pyrene (BaP)	EPA SW-846-8270	ND	ND	ND	ND	ND	ND	ND
	Benzo(k)fluoranthene	EPA SW-846-8270	ND	ND	ND	ND	ND	ND	ND
	Benzo(g,h,i)perylene	EPA SW-846-8270	ND	ND	ND	ND	ND	ND	ND
	1,1 Biphenyl	EPA SW-846-8270	ND	ND	ND	ND	ND	ND	ND
	Bis(2-Chloroethyl)ether	EPA SW-846-8270	ND	ND	ND	ND	ND	ND	ND
	Bis(2-chloroisopropyl)ether	EPA SW-846-8270	ND	ND	ND	ND	ND	ND	ND
	Bis(2-ethylhexyl) phthalate	EPA SW-846-8270	ND	ND	ND	ND	ND	ND	ND
	Butylbenzyl phthalate	EPA SW-846-8270	ND	ND	ND	ND	ND	ND	ND
	Caproiactam	EPA SW-846-8270	ND	ND	ND	ND	ND	ND	ND
	Carbazole	EPA SW-846-8270	ND	ND	ND	ND	ND	ND	ND
	4-Chloroaniline (p-Chloroaniline)	EPA SW-846-8270	ND	ND	ND	ND	ND	ND	ND
	4-Chloro-3-methyl phenol (p-Chloro-m-cresol)	EPA SW-846-8270	ND	ND	ND	ND	ND	ND	ND
	2-Chlorophenol (o-Chlorophenol)	EPA SW-846-8270	ND	ND	ND	ND	ND	ND	ND
	Chrysene	EPA SW-846-8270	ND	ND	ND	ND	ND	ND	ND
	Dibenz(a,h)anthracene	EPA SW-846-8270	ND	ND	ND	ND	ND	ND	ND
	Di-n-butyl phthalate	EPA SW-846-8270	ND	ND	ND	ND	ND	ND	ND
	Di-n-octyl phthalate	EPA SW-846-8270	ND	ND	ND	ND	ND	ND	ND
	3,3'-Dichlorobenzidine	EPA SW-846-8270	ND	ND	ND	ND	ND	ND	ND
	2,4-Dichlorophenol	EPA SW-846-8270	ND	ND	ND	ND	ND	ND	ND
	Diethyl phthalate	EPA SW-846-8270	ND	ND	ND	ND	ND	ND	ND
	2,4-Dimethyl phenol	EPA SW-846-8270	ND	ND	ND	ND	ND	ND	ND
	Dimethyl phthalate	EPA SW-846-8270	ND	ND	ND	ND	ND	ND	ND
	2,4-Dinitrophenol	EPA SW-846-8270	ND	ND	ND	ND	ND	ND	ND
	4,6 Dinitro-2-methylphenol	EPA SW-846-8270	ND	ND	ND	ND	ND	ND	ND
	Dinitrotoluene(2,4-/2,6-mixture)	EPA SW-846-8270	ND	ND	ND	ND	ND	ND	ND
	Fluoranthene	EPA SW-846-8270	ND	ND	ND	0.055 mg/kg	ND	ND	ND
	Fluorene	EPA SW-846-8270	ND	ND	ND	ND	ND	ND	ND
	Hexachlorobenzene	EPA SW-846-8270	ND	ND	ND	ND	ND	ND	ND
	Hexachlorobutadiene	EPA SW-846-8270	ND	ND	ND	ND	ND	ND	ND
	Hexachlorocyclopentadiene	EPA SW-846-8270	ND	ND	ND	ND	ND	ND	ND
	Hexachloroethane	EPA SW-846-8270	ND	ND	ND	ND	ND	ND	ND
	Indeno(1,2,3-cd)pyrene	EPA SW-846-8270	ND	ND	ND	ND	ND	ND	ND
	Isophorone	EPA SW-846-8270	ND	ND	ND	ND	ND	ND	ND
	2-Methylnaphthalene	EPA SW-846-8270	ND	ND	ND	ND	ND	ND	ND
	2-Methylphenol (o-creosol)	EPA SW-846-8270	ND	ND	ND	ND	ND	ND	ND
	4-Methylphenol (p-creosol)	EPA SW-846-8270	ND	ND	ND	ND	ND	ND	ND
	Naphthalene	EPA SW-846-8270	ND	ND	ND	ND	ND	ND	ND
	2-Nitroaniline	EPA SW-846-8270	ND	ND	ND	ND	ND	ND	ND
	Nitrobenzene	EPA SW-846-8270	ND	ND	ND	ND	ND	ND	ND
	N-Nitrosodiphenylamine	EPA SW-846-8270	ND	ND	ND	ND	ND	ND	ND
	N-Nitroso-di-n-propylamine	EPA SW-846-8270	ND	ND	ND	ND	ND	ND	ND
	N-Nitrosodimethylamine	EPA SW-846-8270	ND	ND	ND	ND	ND	ND	ND
	Pentachlorophenol	EPA SW-846-8270	ND	ND	ND	ND	ND	ND	ND
	Phenanthrene	EPA SW-846-8270	ND	ND	ND	ND	ND	ND	ND
	Phenol	EPA SW-846-8270	ND	ND	ND	ND	ND	ND	ND
	Pyrene	EPA SW-846-8270	ND	ND	ND	0.072 mg/kg	ND	ND	ND
	1,2,4-Trichlorobenzene	EPA SW-846-8270	ND	ND	ND	ND	ND	ND	ND
	2,4,5-Trichlorophenol	EPA SW-846-8270	ND	ND	ND	ND	ND	ND	ND
	2,4,6-Trichlorophenol	EPA SW-846-8270	ND	ND	ND	ND	ND	ND	ND
Metals	**Aluminum**	EPA SW-846-6010	11,700 mg/kg	5360 mg/kg	6360 mg/kg	6600 mg/kg	7220 mg/kg	7560 mg/kg	4480 mg/kg
	Antimony	EPA SW-846-6010	ND	ND	ND	ND	ND	ND	ND
	Arsenic	EPA SW-846-6010	ND	ND	ND	ND	ND	ND	ND
	Barium	EPA SW-846-6010	68.2 mg/kg	20.2 mg/kg	26.1 mg/kg	25.7 mg/kg	26.3 mg/kg	33.3 mg/kg	20.0 mg/kg
	Beryllium	EPA SW-846-6010	0.43 mg/kg	0.36 mg/kg	0.31 mg/kg	0.34 mg/kg	0.36 mg/kg	0.40 mg/kg	0.21 mg/kg
	Cadmium	EPA SW-846-6010	1.160 mg/kg	0.78 mg/kg	0.30 mg/kg	0.36 mg/kg	0.44 mg/kg	0.44 mg/kg	0.71 mg/kg
	Cobalt	EPA SW-846-6010	15.4 mg/kg	10.3 mg/kg	7.34 mg/kg	8.630 mg/kg	9.350 mg/kg	9.910 mg/kg	6.610 mg/kg
	Chromium - hexavalent (VI)	EPA SW-846-6010	0.57 mg/kg	ND	ND	ND	ND	ND	ND
	Chromium - trivalent (III)	EPA SW-846-6010	75.0 mg/kg	16.5 mg/kg	18.2 mg/kg	19.4 mg/kg	18.4 mg/kg	22.2 mg/kg	9.3 mg/kg
	Copper	EPA SW-846-6010	75.5 mg/kg	133 mg/kg	27.5 mg/kg	30.4 mg/kg	35.1 mg/kg	36.2 mg/kg	12.3 mg/kg
	Lead	EPA SW-846-6010	5.960 mg/kg	5.54 mg/kg	6.860 mg/kg	4.340 mg/kg	8.560 mg/kg	5.070 mg/kg	3.720 mg/kg
	Manganese	EPA SW-846-6010	229 mg/kg	130 mg/kg	158 mg/kg	158 mg/kg	177 mg/kg	167 mg/kg	110 mg/kg
	Mercury	EPA SW-846-7471	0.005 mg/kg	0.009 mg/kg	0.009 mg/kg	0.007 mg/kg	0.006 mg/kg	0.010 mg/kg	0.007 mg/kg
	Nickel	EPA SW-846-6010	49.0 mg/kg	13.5 mg/kg	12.8 mg/kg	14.3 mg/kg	14.5 mg/kg	14.7 mg/kg	9.080 mg/kg
	Selenium	EPA SW-846-6010	2.770 mg/kg	1.730 mg/kg	0.39 mg/kg	0.59 mg/kg	0.54 mg/kg	0.46 mg/kg	0.85 mg/kg
	Silver	EPA SW-846-6010	ND	ND	ND	ND	ND	ND	ND
	Thallium	EPA SW-846-6010	ND	ND	ND	ND	ND	ND	ND
	Vanadium	EPA SW-846-6010	44.7 mg/kg	16.9 mg/kg	20.3 mg/kg	22.5 mg/kg	22.9 mg/kg	24.0 mg/kg	13.8 mg/kg
	Zinc	EPA SW-846-6010	34.5 mg/kg	20.8 mg/kg	18.8 mg/kg	19.2 mg/kg	21.3 mg/kg	23.8 mg/kg	13.9 mg/kg
PCBs	PCBs (Polychlorinated biphenyls)	EPA SW-846-8087	ND	ND	ND	ND	ND	ND	0.043 mg/kg
Pesticides	**alpha - BHC**	EPA SW-846-8081	ND	ND	ND	ND	ND	ND	ND
	beta - BHC	EPA SW-846-8081	ND	ND	ND	ND	ND	ND	ND
	gamma - BHC	EPA SW-846-8081	ND	ND	ND	ND	ND	ND	ND
	Aldrin	EPA SW-846-8081	ND	ND	ND	ND	ND	ND	ND
	4,4'-DDD (p,p'-TDE)	EPA SW-846-8081	ND	ND	ND	ND	ND	ND	ND
	4,4'-DDE (p,p'-DDX)	EPA SW-846-8081	ND	ND	ND	ND	ND	ND	ND
	4,4'-DDT	EPA SW-846-8081	ND	ND	ND	ND	ND	ND	ND
	Dieldrin	EPA SW-846-8081	ND	ND	ND	ND	ND	ND	ND
	Endosulfan	EPA SW-846-8081	ND	ND	ND	ND	ND	ND	ND
	Endosulfan II	EPA SW-846-8081	ND	ND	ND	ND	ND	ND	ND
	Endrin	EPA SW-846-8081	ND	ND	ND	ND	ND	ND	ND
	Heptachlor	EPA SW-846-8081	ND	ND	ND	ND	ND	ND	ND
	Heptachlor Epoxide	EPA SW-846-8081	ND	ND	ND	ND	ND	ND	ND
	Methoxychlor	EPA SW-846-8081	ND	ND	ND	ND	ND	ND	ND
	alpha - chlordane	EPA SW-846-8081	ND	ND	ND	ND	ND	ND	ND
	gamma - chlordane	EPA SW-846-8081	ND	ND	ND	ND	ND	ND	ND
	Toxaphene	EPA SW-846-8081	ND	ND	ND	ND	ND	ND	ND
General Chemistry	Cyanide	EPA SW-846-9012	ND	ND	ND	ND	ND	ND	ND

Analytical Results Summary Table
Backfill Type vs NJDEP Criteria

	Analyte	Test Method	Tilcon, Pompton Lakes Quarry Pile 23	Tilcon, Pompton Lakes Quarry Pile 24	Tilcon, Pompton Lakes Quarry Pile 25	Tilcon, Pompton Lakes Quarry Pile 26	Tilcon, Pompton Lakes Quarry Pile 27	Tilcon, Pompton Lakes Quarry Pile 28	Tilcon, Pompton Lakes Quarry Pile 29
VOCs	Acetone	EPA SW-846-8260	ND	ND	ND	ND	ND	ND	ND
	Acrylonitrile	EPA SW-846-8260	ND	ND	ND	ND	ND	ND	ND
	Acrolein	EPA SW-846-8260	ND	ND	ND	ND	ND	ND	ND
	Benzene	EPA SW-846-8260	ND	ND	ND	ND	ND	ND	ND
	Bromodichloromethane (Dichlorobromomethane)	EPA SW-846-8260	ND	ND	ND	ND	ND	ND	ND
	Bromoform	EPA SW-846-8260	ND	ND	ND	ND	ND	ND	ND
	Bromomethane (Methyl bromide)	EPA SW-846-8260	ND	ND	ND	ND	ND	ND	ND
	2-Butanone (Methyl ethyl ketone) (MEK)	EPA SW-846-8260	ND	ND	ND	ND	ND	ND	ND
	Carbon Disulfide	EPA SW-846-8260	ND	ND	ND	ND	ND	ND	ND
	Carbon Tetrachloride	EPA SW-846-8260	ND	ND	ND	ND	ND	ND	ND
	Chlorobenzene	EPA SW-846-8260	ND	ND	ND	ND	ND	ND	ND
	Chloroethane	EPA SW-846-8260	ND	ND	ND	ND	ND	ND	ND
	Chloroform	EPA SW-846-8260	ND	ND	ND	ND	ND	ND	ND
	Chloromethane (Methyl chloride)	EPA SW-846-8260	ND	ND	ND	ND	ND	ND	ND
	1,2 Dibromoethane	EPA SW-846-8260	ND	ND	ND	ND	ND	ND	ND
	1,2 Dibromo - 3 - Chloropropane	EPA SW-846-8260	ND	ND	ND	ND	ND	ND	ND
	1,1-Dichloroethane	EPA SW-846-8260	ND	ND	ND	ND	ND	ND	ND
	1,2-Dichloroethane	EPA SW-846-8260	ND	ND	ND	ND	ND	ND	ND
	1,1-Dichloroethene	EPA SW-846-8260	ND	ND	ND	ND	ND	ND	ND
	1,2-Dichloroethene (trans)	EPA SW-846-8260	ND	ND	ND	ND	ND	ND	ND
	1,2-Dichloroethene (cis)	EPA SW-846-8260	ND	ND	ND	ND	ND	ND	ND
	1,2-Dichloropropane	EPA SW-846-8260	ND	ND	ND	ND	ND	ND	ND
	1,3-Dichloropropene (cis and trans)	EPA SW-846-8260	ND	ND	ND	ND	ND	ND	ND
	Dibromochloromethane (Chlorodibromomethane)	EPA SW-846-8260	ND	ND	ND	ND	ND	ND	ND
	1,2-Dichlorobenzene (o-Dichlorobenzene)	EPA SW-846-8260	ND	ND	ND	ND	ND	ND	ND
	1,3-Dichlorobenzene (m-Dichlorobenzene)	EPA SW-846-8260	ND	ND	ND	ND	ND	ND	ND
	1,4-Dichlorobenzene (p-Dichlorobenzene)	EPA SW-846-8260	ND	ND	ND	ND	ND	ND	ND
	Dichlorodifluoromethane	EPA SW-846-8260	ND	ND	ND	ND	ND	ND	ND
	Ethylbenzene	EPA SW-846-8260	ND	ND	ND	ND	ND	ND	ND
	Lindane (gamma BHC) (gamma HCH)	EPA SW-846-8260	ND	ND	ND	ND	ND	ND	ND
	Methoxychlor	EPA SW-846-8260	ND	ND	ND	ND	ND	ND	ND
	4-Methyl-2-pentanone (MIBK)	EPA SW-846-8260	ND	ND	ND	ND	ND	ND	ND
	Methylene Chloride (Dichloromethane)	EPA SW-846-8260	ND	ND	ND	ND	ND	0.003 mg/kg	ND
	Methyl Acetate	EPA SW-846-8260	ND	ND	ND	ND	ND	ND	ND
	Methyl tert-butyl Ether MTBE	EPA SW-846-8260	ND	ND	ND	ND	ND	ND	ND
	Styrene	EPA SW-846-8260	ND	ND	ND	ND	ND	ND	ND
	Tert butyl alchohol TBA	EPA SW-846-8260	ND	ND	ND	ND	ND	ND	ND
	1,1,1,2-Tetrachloroethane	EPA SW-846-8260	ND	ND	ND	ND	ND	ND	ND
	1,1,2,2,-Tetrachloroethane	EPA SW-846-8260	ND	ND	ND	ND	ND	ND	ND
	Tetrachloroethene (Tetrachloroethylene) (PCE)	EPA SW-846-8260	ND	ND	ND	ND	ND	ND	ND
	Toluene	EPA SW-846-8260	ND	ND	ND	ND	ND	ND	ND
	1,1,1-Trichloroethane	EPA SW-846-8260	ND	ND	ND	ND	ND	ND	ND
	1,1,2-Trichloroethane	EPA SW-846-8260	ND	ND	ND	ND	ND	ND	ND
	Trichloroethene (Trichloroethylene) (TCE)	EPA SW-846-8260	ND	ND	ND	ND	ND	ND	ND
	Trichlorofluoromethane	EPA SW-846-8260	ND	ND	ND	ND	ND	ND	ND
	Vinyl chloride	EPA SW-846-8260	ND	ND	ND	ND	ND	ND	ND
	Xylenes (Total)	EPA SW-846-8260	ND	ND	ND	ND	ND	ND	ND
SVOCs	Acenaphthene	EPA SW-846-8270	ND	ND	ND	ND	ND	ND	ND
	Acetophenone	EPA SW-846-8270	ND	ND	ND	ND	ND	ND	ND
	Anthracene	EPA SW-846-8270	ND	ND	ND	ND	ND	ND	ND
	Atrazine	EPA SW-846-8270	ND	ND	ND	ND	ND	ND	ND
	Benzaldehyde	EPA SW-846-8270	ND	ND	ND	ND	ND	ND	ND
	Benzidine	EPA SW-846-8270	ND	ND	ND	ND	ND	ND	ND
	Benzyl Alcohol	EPA SW-846-8270	ND	ND	ND	ND	ND	ND	ND
	Benzo(b)fluoranthene (3,4-Benzofluoranthene)	EPA SW-846-8270	ND	ND	ND	ND	ND	ND	ND
	Benzo(a)anthracene (1,2-Benzanthracene)	EPA SW-846-8270	ND	ND	ND	ND	ND	ND	ND
	Benzo(a)pyrene (BaP)	EPA SW-846-8270	ND	ND	ND	ND	ND	ND	ND
	Benzo(k)fluoranthene	EPA SW-846-8270	ND	ND	ND	ND	ND	ND	ND
	Benzo(g,h,i)perylene	EPA SW-846-8270	ND	ND	ND	ND	ND	ND	ND
	1,1 Biphenyl	EPA SW-846-8270	ND	ND	ND	ND	ND	ND	ND
	Bis(2-Chloroethyl)ether	EPA SW-846-8270	ND	ND	ND	ND	ND	ND	ND
	Bis(2-chloroisopropyl)ether	EPA SW-846-8270	ND	ND	ND	ND	ND	ND	ND
	Bis(2-ethylhexyl) phthalate	EPA SW-846-8270	ND	ND	ND	ND	ND	ND	ND
	Butylbenzyl phthalate	EPA SW-846-8270	ND	ND	ND	ND	ND	ND	ND
	Caproiactam	EPA SW-846-8270	ND	ND	ND	ND	ND	ND	ND
	Carbazole	EPA SW-846-8270	ND	ND	ND	ND	ND	ND	ND
	4-Chloroaniline (p-Chloroaniline)	EPA SW-846-8270	ND	ND	ND	ND	ND	ND	ND
	4-Chloro-3-methyl phenol (p-Chloro-m-cresol)	EPA SW-846-8270	ND	ND	ND	ND	ND	ND	ND
	2-Chlorophenol (o-Chlorophenol)	EPA SW-846-8270	ND	ND	ND	ND	ND	ND	ND
	Chrysene	EPA SW-846-8270	ND	ND	ND	ND	ND	ND	ND
	Dibenz(a,h)anthracene	EPA SW-846-8270	ND	ND	ND	ND	ND	ND	ND
	Di-n-butyl phthalate	EPA SW-846-8270	ND	ND	ND	ND	ND	ND	ND
	Di-n-octyl phthalate	EPA SW-846-8270	ND	ND	ND	ND	ND	ND	ND
	3,3'-Dichlorobenzidine	EPA SW-846-8270	ND	ND	ND	ND	ND	ND	ND
	2,4-Dichlorophenol	EPA SW-846-8270	ND	ND	ND	ND	ND	ND	ND
	Diethyl phthalate	EPA SW-846-8270	ND	ND	ND	ND	0.095 mg/kg	0.084 mg/kg	0.076 mg/kg
	2,4-Dimethyl phenol	EPA SW-846-8270	ND	ND	ND	ND	ND	ND	ND
	Dimethyl phthalate	EPA SW-846-8270	ND	ND	ND	ND	ND	ND	ND
	2,4-Dinitrophenol	EPA SW-846-8270	ND	ND	ND	ND	ND	ND	ND
	4,6 Dinitro-2-methylphenol	EPA SW-846-8270	ND	ND	ND	ND	ND	ND	ND
	Dinitrotoluene(2,4-/2,6-mixture)	EPA SW-846-8270	ND	ND	ND	ND	ND	ND	ND
	Fluoranthene	EPA SW-846-8270	ND	ND	ND	ND	ND	ND	ND
	Fluorene	EPA SW-846-8270	ND	ND	ND	ND	ND	ND	ND
	Hexachlorobenzene	EPA SW-846-8270	ND	ND	ND	ND	ND	ND	ND
	Hexachlorobutadiene	EPA SW-846-8270	ND	ND	ND	ND	ND	ND	ND
	Hexachlorocyclopentadiene	EPA SW-846-8270	ND	ND	ND	ND	ND	ND	ND
	Hexachloroethane	EPA SW-846-8270	ND	ND	ND	ND	ND	ND	ND
	Indeno(1,2,3-cd)pyrene	EPA SW-846-8270	ND	ND	ND	ND	ND	ND	ND
	Isophorone	EPA SW-846-8270	ND	ND	ND	ND	ND	ND	ND
	2-Methylnaphthalene	EPA SW-846-8270	ND	ND	ND	ND	ND	ND	ND
	2-Methylphenol (o-creosol)	EPA SW-846-8270	ND	ND	ND	ND	ND	ND	ND
	4-Methylphenol (p-creosol)	EPA SW-846-8270	ND	ND	ND	ND	ND	ND	ND
	Naphthalene	EPA SW-846-8270	ND	ND	ND	ND	ND	ND	ND
	2-Nitroaniline	EPA SW-846-8270	ND	ND	ND	ND	ND	ND	ND
	Nitrobenzene	EPA SW-846-8270	ND	ND	ND	ND	ND	ND	ND
	N-Nitrosodiphenylamine	EPA SW-846-8270	ND	ND	ND	ND	ND	ND	ND
	N-Nitroso-di-n-propylamine	EPA SW-846-8270	ND	ND	ND	ND	ND	ND	ND
	N-Nitrosodimethylamine	EPA SW-846-8270	ND	ND	ND	ND	ND	ND	ND
	Pentachlorophenol	EPA SW-846-8270	ND	ND	ND	ND	ND	ND	ND
	Phenanthrene	EPA SW-846-8270	ND	ND	ND	ND	ND	ND	ND
	Phenol	EPA SW-846-8270	ND	ND	ND	ND	ND	ND	ND
	Pyrene	EPA SW-846-8270	ND	ND	ND	ND	ND	ND	ND
	1,2,4-Trichlorobenzene	EPA SW-846-8270	ND	ND	ND	ND	ND	ND	ND
	2,4,5-Trichlorophenol	EPA SW-846-8270	ND	ND	ND	ND	ND	ND	ND
	2,4,6-Trichlorophenol	EPA SW-846-8270	ND	ND	ND	ND	ND	ND	ND
Metals	**Aluminum**	EPA SW-846-6010	3710 mg/kg	4360 mg/kg	5010 mg/kg	2540 mg/kg	4970 mg/kg	4730 mg/kg	4540 mg/kg
	Antimony	EPA SW-846-6010	ND	ND	ND	ND	ND	ND	ND
	Arsenic	EPA SW-846-6010	ND	ND	ND	ND	ND	ND	ND
	Barium	EPA SW-846-6010	15.3 mg/kg	17.9 mg/kg	24.2 mg/kg	9.54 mg/kg	16.2 mg/kg	16.4 mg/kg	18.1 mg/kg
	Beryllium	EPA SW-846-6010	0.25 mg/kg	0.23 mg/kg	0.30 mg/kg	0.19 mg/kg	0.29 mg/kg	0.26 mg/kg	0.24 mg/kg
	Cadmium	EPA SW-846-6010	0.57 mg/kg	0.53 mg/kg	0.69 mg/kg	1.030 mg/kg	ND	ND	ND
	Cobalt	EPA SW-846-6010	6.310 mg/kg	5.92 mg/kg	7.270 mg/kg	5.55 mg/kg	5.97 mg/kg	5.610 mg/kg	4.390 mg/kg
	Chromium - hexavalent (VI)	EPA SW-846-6010	ND	ND	ND	ND	ND	ND	ND
	Chromium - trivalent (III)	EPA SW-846-6010	7.310 mg/kg	8.340 mg/kg	11.2 mg/kg	4.450 mg/kg	12.5 mg/kg	15.3 mg/kg	12.8 mg/kg
	Copper	EPA SW-846-6010	14.6 mg/kg	10.1 mg/kg	15.9 mg/kg	9.810 mg/kg	21.9 mg/kgt	25.3 mg/kg	14.7 mg/kg
	Lead	EPA SW-846-6010	3.93 mg/kg	3.55 mg/kg	4.050 mg/kg	5.180 mg/kg	3.820 mg/kg	4.130 mg/kg	3.55 mg/kg
	Manganese	EPA SW-846-6010	128 mg/kg	110 mg/kg	134 mg/kg	81.0 mg/kg	137 mg/kg	134 mg/kg	121 mg/kg
	Mercury	EPA SW-846-7471	0.002 mg/kg	0.005 mg/kg	0.007 mg/kg	0.007 mg/kg	ND	ND	ND
	Nickel	EPA SW-846-6010	7.630 mg/kg	8.480 mg/kg	11.0 mg/kg	7.280 mg/kg	10.0 mg/kg	9.970 mg/kg	8.670 mg/kg
	Selenium	EPA SW-846-6010	0.79 mg/kg	0.92 mg/kg	0.70 mg/kg	ND	ND	ND	ND
	Silver	EPA SW-846-6010	ND	ND	ND	ND	ND	ND	ND
	Thallium	EPA SW-846-6010	ND	ND	ND	ND	0.36 mg/kg	0.41 mg/kg	0.43 mg/kg
	Vanadium	EPA SW-846-6010	10.1 mg/kg	12.7 mg/kg	15.8 mg/kg	6.960 mg/kg	18.6 mg/kg	18.6 mg/kg	17.2 mg/kg
	Zinc	EPA SW-846-6010	13.0 mg/kg	15.3 mg/kg	15.4 mg/lkg	8.070 mg/kg	14.6 mg/kg	13.5 mg/kg	13.5 mg/kg
PCBs	PCBs (Polychlorinated biphenyls)	EPA SW-846-8087	0.081 mg/kg	0.057 mg/kg	0.048 mg/kg	0.042 mg/kg	ND	ND	ND
Pesticides	**alpha - BHC**	EPA SW-846-8081	ND	ND	ND	ND	ND	ND	ND
	beta - BHC	EPA SW-846-8081	ND	ND	ND	ND	ND	ND	ND
	gamma - BHC	EPA SW-846-8081	ND	ND	ND	ND	ND	ND	ND
	Aldrin	EPA SW-846-8081	ND	ND	ND	ND	ND	ND	ND
	4,4'-DDD (p,p'-TDE)	EPA SW-846-8081	ND	ND	ND	ND	ND	ND	ND
	4,4'-DDE (p,p'-DDX)	EPA SW-846-8081	ND	ND	ND	ND	ND	ND	ND
	4,4'-DDT	EPA SW-846-8081	ND	ND	ND	ND	ND	ND	ND
	Dieldrin	EPA SW-846-8081	ND	ND	ND	ND	ND	ND	ND
	Endosulfan	EPA SW-846-8081	ND	ND	ND	ND	ND	ND	ND
	Endosulfan II	EPA SW-846-8081	ND	ND	ND	ND	ND	ND	ND
	Endrin	EPA SW-846-8081	ND	ND	ND	ND	ND	ND	ND
	Heptachlor	EPA SW-846-8081	ND	ND	ND	ND	ND	ND	ND
	Heptachlor Epoxide	EPA SW-846-8081	ND	ND	ND	ND	ND	ND	ND
	Methoxychlor	EPA SW-846-8081	ND	ND	ND	ND	ND	ND	ND
	alpha - chlordane	EPA SW-846-8081	ND	ND	ND	ND	ND	ND	ND
	gamma - chlordane	EPA SW-846-8081	ND	ND	ND	ND	ND	ND	ND
	Toxaphene	EPA SW-846-8081	ND	ND	ND	ND	ND	ND	ND
General Chemistry	Cyanide	EPA SW-846-9012	ND	ND	ND	ND	ND	ND	ND

Analytical Results Summary Table
Backfill Type vs NJDEP Criteria

	Analyte	Test Method	Tilcon, Pompton Lakes Quarry Pile 30	Tilcon, Pompton Lakes Quarry Pile 31	Tilcon, Pompton Lakes Quarry Pile 32	Tilcon, Pompton Lakes Quarry Pile 33	Tilcon, Pompton Lakes Quarry Pile 34	Tilcon, Pompton Lakes Quarry Pile 35	Tilcon, Pompton Lakes Quarry Pile 36
VOCs	Acetone	EPA SW-846-8260	ND	ND	ND	ND	ND	ND	ND
	Acrylonitrile	EPA SW-846-8260	ND	ND	ND	ND	ND	ND	ND
	Acrolein	EPA SW-846-8260	ND	ND	ND	ND	ND	ND	ND
	Benzene	EPA SW-846-8260	ND	ND	ND	ND	ND	ND	ND
	Bromodichloromethane (Dichlorobromomethane)	EPA SW-846-8260	ND	ND	ND	ND	ND	ND	ND
	Bromoform	EPA SW-846-8260	ND	ND	ND	ND	ND	ND	ND
	Bromomethane (Methyl bromide)	EPA SW-846-8260	ND	ND	ND	ND	ND	ND	ND
	2-Butanone (Methyl ethyl ketone) (MEK)	EPA SW-846-8260	ND	ND	ND	ND	ND	ND	ND
	Carbon Disulfide	EPA SW-846-8260	ND	ND	ND	ND	ND	ND	ND
	Carbon Tetrachloride	EPA SW-846-8260	ND	ND	ND	ND	ND	ND	ND
	Chlorobenzene	EPA SW-846-8260	ND	ND	ND	ND	ND	ND	ND
	Chloroethane	EPA SW-846-8260	ND	ND	ND	ND	ND	ND	ND
	Chloroform	EPA SW-846-8260	ND	ND	ND	ND	ND	ND	ND
	Chloromethane (Methyl chloride)	EPA SW-846-8260	ND	ND	ND	ND	ND	ND	ND
	1,2 Dibromoethane	EPA SW-846-8260	ND	ND	ND	ND	ND	ND	ND
	1,2 Dibromo - 3 - Chloropropane	EPA SW-846-8260	ND	ND	ND	ND	ND	ND	ND
	1,1-Dichloroethane	EPA SW-846-8260	ND	ND	ND	ND	ND	ND	ND
	1,2-Dichloroethane	EPA SW-846-8260	ND	ND	ND	ND	ND	ND	ND
	1,1-Dichloroethene	EPA SW-846-8260	ND	ND	ND	ND	ND	ND	ND
	1,2-Dichloroethene (trans)	EPA SW-846-8260	ND	ND	ND	ND	ND	ND	ND
	1,2-Dichloroethene (cis)	EPA SW-846-8260	ND	ND	ND	ND	ND	ND	ND
	1,2-Dichloropropane	EPA SW-846-8260	ND	ND	ND	ND	ND	ND	ND
	1,3-Dichloropropene (cis and trans)	EPA SW-846-8260	ND	ND	ND	ND	ND	ND	ND
	Dibromochloromethane (Chlorodibromomethane)	EPA SW-846-8260	ND	ND	ND	ND	ND	ND	ND
	1,2-Dichlorobenzene (o-Dichlorobenzene)	EPA SW-846-8260	ND	ND	ND	ND	ND	ND	ND
	1,3-Dichlorobenzene (m-Dichlorobenzene)	EPA SW-846-8260	ND	ND	ND	ND	ND	ND	ND
	1,4-Dichlorobenzene (p-Dichlorobenzene)	EPA SW-846-8260	ND	ND	ND	ND	ND	ND	ND
	Dichlorodifluoromethane	EPA SW-846-8260	ND	ND	ND	ND	ND	ND	ND
	Ethylbenzene	EPA SW-846-8260	ND	ND	ND	ND	ND	ND	ND
	Lindane (gamma BHC) (gamma HCH)	EPA SW-846-8260	ND	ND	ND	ND	ND	ND	ND
	Methoxychlor	EPA SW-846-8260	ND	ND	ND	ND	ND	ND	ND
	4-Methyl-2-pentanone (MIBK)	EPA SW-846-8260	ND	ND	ND	ND	ND	ND	ND
	Methylene Chloride (Dichloromethane)	EPA SW-846-8260	ND	0.0032 mg/kg	0.0039 mg/kg	0.0027 mg/kg	0.0028 mg/kg	ND	ND
	Methyl Acetate	EPA SW-846-8260	ND	ND	ND	ND	ND	ND	ND
	Methyl tert-butyl Ether MTBE	EPA SW-846-8260	ND	ND	ND	ND	ND	ND	ND
	Styrene	EPA SW-846-8260	ND	ND	ND	ND	ND	ND	ND
	Tert butyl alchohol TBA	EPA SW-846-8260	ND	ND	ND	ND	ND	ND	ND
	1,1,1,2-Tetrachloroethane	EPA SW-846-8260	ND	ND	ND	ND	ND	ND	ND
	1,1,2,2,-Tetrachloroethane	EPA SW-846-8260	ND	ND	ND	ND	ND	ND	ND
	Tetrachloroethene (Tetrachloroethylene) (PCE)	EPA SW-846-8260	ND	ND	ND	ND	ND	ND	ND
	Toluene	EPA SW-846-8260	ND	ND	ND	ND	ND	ND	ND
	1,1,1-Trichloroethane	EPA SW-846-8260	ND	ND	ND	ND	ND	ND	ND
	1,1,2-Trichloroethane	EPA SW-846-8260	ND	ND	ND	ND	ND	ND	ND
	Trichloroethene (Trichloroethylene) (TCE)	EPA SW-846-8260	ND	ND	ND	ND	ND	ND	ND
	Trichlorofluoromethane	EPA SW-846-8260	ND	ND	ND	ND	ND	ND	ND
	Vinyl chloride	EPA SW-846-8260	ND	ND	ND	ND	ND	ND	ND
	Xylenes (Total)	EPA SW-846-8260	ND	ND	ND	ND	ND	ND	ND
SVOCs	Acenaphthene	EPA SW-846-8270	ND	ND	ND	ND	ND	ND	ND
	Acetophenone	EPA SW-846-8270	ND	ND	ND	ND	ND	ND	ND
	Anthracene	EPA SW-846-8270	ND	ND	ND	ND	ND	ND	ND
	Atrazine	EPA SW-846-8270	ND	ND	ND	ND	ND	ND	ND
	Benzaldehyde	EPA SW-846-8270	ND	ND	ND	ND	ND	ND	ND
	Benzidine	EPA SW-846-8270	ND	ND	ND	ND	ND	ND	ND
	Benzyl Alcohol	EPA SW-846-8270	ND	ND	ND	ND	ND	ND	ND
	Benzo(b)fluoranthene (3,4-Benzofluoranthene)	EPA SW-846-8270	ND	ND	ND	ND	ND	ND	ND
	Benzo(a)anthracene (1,2-Benzanthracene)	EPA SW-846-8270	ND	ND	ND	ND	ND	ND	ND
	Benzo(a)pyrene (BaP)	EPA SW-846-8270	ND	ND	ND	ND	ND	ND	ND
	Benzo(k)fluoranthene	EPA SW-846-8270	ND	ND	ND	ND	ND	ND	ND
	Benzo(g,h,i)perylene	EPA SW-846-8270	ND	ND	ND	ND	ND	ND	ND
	1,1 Biphenyl	EPA SW-846-8270	ND	ND	ND	ND	ND	ND	ND
	Bis(2-Chloroethyl)ether	EPA SW-846-8270	ND	ND	ND	ND	ND	ND	ND
	Bis(2-chloroisopropyl)ether	EPA SW-846-8270	ND	ND	ND	ND	ND	ND	ND
	Bis(2-ethylhexyl) phthalate	EPA SW-846-8270	ND	ND	ND	0.055 mg/kg	ND	ND	ND
	Butylbenzyl phthalate	EPA SW-846-8270	ND	ND	ND	ND	ND	ND	ND
	Caproiactam	EPA SW-846-8270	ND	ND	ND	ND	ND	ND	ND
	Carbazole	EPA SW-846-8270	ND	ND	ND	ND	ND	ND	ND
	4-Chloroaniline (p-Chloroaniline)	EPA SW-846-8270	ND	ND	ND	ND	ND	ND	ND
	4-Chloro-3-methyl phenol (p-Chloro-m-cresol)	EPA SW-846-8270	ND	ND	ND	ND	ND	ND	ND
	2-Chlorophenol (o-Chlorophenol)	EPA SW-846-8270	ND	ND	ND	ND	ND	ND	ND
	Chrysene	EPA SW-846-8270	ND	ND	ND	ND	ND	ND	ND
	Dibenz(a,h)anthracene	EPA SW-846-8270	ND	ND	ND	ND	ND	ND	ND
	Di-n-butyl phthalate	EPA SW-846-8270	ND	ND	ND	ND	ND	ND	ND
	Di-n-octyl phthalate	EPA SW-846-8270	ND	ND	ND	ND	ND	ND	ND
	3,3'-Dichlorobenzidine	EPA SW-846-8270	ND	ND	ND	ND	ND	ND	ND
	2,4-Dichlorophenol	EPA SW-846-8270	ND	ND	ND	ND	ND	ND	ND
	Diethyl phthalate	EPA SW-846-8270	0.088 mg/kg	0.085 mg/kg	ND	ND	ND	ND	ND
	2,4-Dimethyl phenol	EPA SW-846-8270	ND	ND	ND	ND	ND	ND	ND
	Dimethyl phthalate	EPA SW-846-8270	ND	ND	ND	ND	ND	ND	ND
	2,4-Dinitrophenol	EPA SW-846-8270	ND	ND	ND	ND	ND	ND	ND
	4,6 Dinitro-2-methylphenol	EPA SW-846-8270	ND	ND	ND	ND	ND	ND	ND
	Dinitrotoluene(2,4-/2,6-mixture)	EPA SW-846-8270	ND	ND	ND	ND	ND	ND	ND
	Fluoranthene	EPA SW-846-8270	ND	ND	ND	ND	ND	ND	ND
	Fluorene	EPA SW-846-8270	ND	ND	ND	ND	ND	ND	ND
	Hexachlorobenzene	EPA SW-846-8270	ND	ND	ND	ND	ND	ND	ND
	Hexachlorobutadiene	EPA SW-846-8270	ND	ND	ND	ND	ND	ND	ND
	Hexachlorocyclopentadiene	EPA SW-846-8270	ND	ND	ND	ND	ND	ND	ND
	Hexachloroethane	EPA SW-846-8270	ND	ND	ND	ND	ND	ND	ND
	Indeno(1,2,3-cd)pyrene	EPA SW-846-8270	ND	ND	ND	ND	ND	ND	ND
	Isophorone	EPA SW-846-8270	ND	ND	ND	ND	ND	ND	ND
	2-Methylnaphthalene	EPA SW-846-8270	ND	ND	ND	ND	ND	ND	ND
	2-Methylphenol (o-creosol)	EPA SW-846-8270	ND	ND	ND	ND	ND	ND	ND
	4-Methylphenol (p-creosol)	EPA SW-846-8270	ND	ND	ND	ND	ND	ND	ND
	Naphthalene	EPA SW-846-8270	ND	ND	ND	ND	ND	ND	ND
	2-Nitroaniline	EPA SW-846-8270	ND	ND	ND	ND	ND	ND	ND
	Nitrobenzene	EPA SW-846-8270	ND	ND	ND	ND	ND	ND	ND
	N-Nitrosodiphenylamine	EPA SW-846-8270	ND	ND	ND	ND	ND	ND	ND
	N-Nitroso-di-n-propylamine	EPA SW-846-8270	ND	ND	ND	ND	ND	ND	ND
	N-Nitrosodimethylamine	EPA SW-846-8270	ND	ND	ND	ND	ND	ND	ND
	Pentachlorophenol	EPA SW-846-8270	ND	ND	ND	ND	ND	ND	ND
	Phenanthrene	EPA SW-846-8270	ND	ND	ND	ND	ND	ND	ND
	Phenol	EPA SW-846-8270	ND	ND	ND	ND	ND	ND	ND
	Pyrene	EPA SW-846-8270	ND	ND	ND	ND	ND	ND	ND
	1,2,4-Trichlorobenzene	EPA SW-846-8270	ND	ND	ND	ND	ND	ND	ND
	2,4,5-Trichlorophenol	EPA SW-846-8270	ND	ND	ND	ND	ND	ND	ND
	2,4,6-Trichlorophenol	EPA SW-846-8270	ND	ND	ND	ND	ND	ND	ND
Metals	**Aluminum**	EPA SW-846-6010	4370 mg/kg	4440 mg/kg	9560 mg/kg	9160 mg/kg	7910 mg/kg	7100 mg/kg	5610 mg/kg
	Antimony	EPA SW-846-6010	ND	ND	0.63 mg/kg	ND	ND	ND	ND
	Arsenic	EPA SW-846-6010	ND	ND	ND	ND	ND	ND	ND
	Barium	EPA SW-846-6010	15.0 mg/kg	16.2 mg/kg	36.6 mg/kg	31.1 mg/kg	29.9 mg/kg	27.3 mg/kg	20.5 mg/kg
	Beryllium	EPA SW-846-6010	0.22 mg/kg	0.28 mg/kg	0.58 mg/kg	0.51 mg/kg	0.5 mg/kg	0.38 mg/kg	0.33 mg/kg
	Cadmium	EPA SW-846-6010	ND	ND	1.560 mg/kg	1.290 mg/kg	1.230 mg/kg	0.85 mg/kg	0.73 mg/kg
	Cobalt	EPA SW-846-6010	5.690 mg/kg	4.640 mg/kg	19.2 mg/kg	20.4 mg/kg	18.0 mg/kg	13.5 mg/kg	11.5 mg/kg
	Chromium - hexavalent (VI)	EPA SW-846-6010	ND	ND	ND	0.83 mg/kg	ND	ND	0.440 mg/kg
	Chromium - trivalent (III)	EPA SW-846-6010	11.9 mg/kg	11.3 mg/kg	40.5 mg/kg	28.17 mg/kg	27.7 mg/kg	25.0 mg/kg	18.46 mg/kg
	Copper	EPA SW-846-6010	18.6 mg/kg	19.9 mg/kg	64.0 mg/kg	61.1 mg/kg	46.9 mg/kg	37.5 mg/kg	41.8 mg/kg
	Lead	EPA SW-846-6010	3.360 mg/kg	3.510 mg/kg	6.220 mg/kg	7.20 mg/kg	5.680 mg/kg	6.360 mg/kg	4.160 mg/kg
	Manganese	EPA SW-846-6010	105 mg/kg	108 mg/kg	188 mg/kg	214 mg/kg	136 mg/kg	121 mg/kg	103 mg/kg
	Mercury	EPA SW-846-7471	0.002 mg/kg	0.002 mg/kg	0.006 mg/kg	0.007 mg/kg	ND	ND	0.004 mg/kg
	Nickel	EPA SW-846-6010	8.430 mg/kg	8.690 mg/kg	31.0 mg/kg	34.9 mg/kg	31.7 mg/kg	26.1 mg/kg	21.7 mg/kg
	Selenium	EPA SW-846-6010	ND	ND	ND	ND	ND	ND	ND
	Silver	EPA SW-846-6010	ND	ND	ND	ND	ND	ND	ND
	Thallium	EPA SW-846-6010	ND	0.30 mg/kg	0.98 mg/kg	0.81 mg/kg	0.81 mg/kg	0.88 mg/kg	0.53 mg/kg
	Vanadium	EPA SW-846-6010	17.6 mg/kg	17.9 mg/kg	43.1 mg/kg	46.9 mg/kg	41.7 mg/kg	34.3 mg/kg	32.0 m mg/kg
	Zinc	EPA SW-846-6010	12.5 mg/kg	12.7 mg/kg	23.7 mg/kg	24.4 mg/kg	21.9 mg/kg	20.7 mg/kg	15.4 mg/kg
PCBs	PCBs (Polychlorinated biphenyls)	EPA SW-846-8087	ND	ND	ND	ND	ND	ND	ND
Pesticides	**alpha - BHC**	EPA SW-846-8081	ND	ND	ND	ND	ND	ND	ND
	beta - BHC	EPA SW-846-8081	ND	ND	ND	ND	ND	ND	ND
	gamma - BHC	EPA SW-846-8081	ND	ND	ND	ND	ND	ND	ND
	Aldrin	EPA SW-846-8081	ND	ND	ND	ND	ND	ND	ND
	4,4'-DDD (p,p'-TDE)	EPA SW-846-8081	ND	ND	ND	ND	ND	ND	ND
	4,4'-DDE (p,p'-DDX)	EPA SW-846-8081	ND	ND	ND	ND	ND	ND	ND
	4,4'-DDT	EPA SW-846-8081	ND	ND	ND	ND	ND	ND	ND
	Dieldrin	EPA SW-846-8081	ND	ND	ND	ND	ND	ND	ND
	Endosulfan	EPA SW-846-8081	ND	ND	ND	ND	ND	ND	ND
	Endosulfan II	EPA SW-846-8081	ND	ND	ND	ND	ND	ND	ND
	Endrin	EPA SW-846-8081	ND	ND	ND	ND	ND	ND	ND
	Heptachlor	EPA SW-846-8081	ND	ND	ND	ND	ND	ND	ND
	Heptachlor Epoxide	EPA SW-846-8081	ND	ND	ND	ND	ND	ND	ND
	Methoxychlor	EPA SW-846-8081	ND	ND	ND	ND	ND	ND	ND
	alpha - chlordane	EPA SW-846-8081	ND	ND	ND	ND	ND	ND	ND
	gamma - chlordane	EPA SW-846-8081	ND	ND	ND	ND	ND	ND	ND
	Toxaphene	EPA SW-846-8081	ND	ND	ND	ND	ND	ND	ND
General Chemistry	Cyanide	EPA SW-846-9012	ND	ND	ND	ND	ND	ND	ND

Analytical Results Summary Table
Backfill Type vs NJDEP Criteria

	Analyte	Test Method	1999 Soil Cleanup Criteria(RDCSCC) (mg/kg)	2008 Soil Cleanup Criteria(RDCSCC) (mg/kg)	Type C Armored Aggregates, Jersey City Pile #1 (0-5000cyds)	Type C Armored Aggregates, Jersey City #2 (5000-10,000cyds)	Type C Armored Aggregates, Jersey City #3 (10,000-15,000cyds)	Type C Armored Aggregates, Jersey City #4 (15,000-20,000cyds)	Type C Corbett, Graselli Pt. (0-5000cyds)	Type C Tilcon, Mt. Hope Quarry Pile 1
VOCs	Acetone	EPA SW-846-8260	1,000 (d)	*70,000*	ND	ND	ND	ND	ND	ND
	Acrylonitrile	EPA SW-846-8260	1	**0.9**	ND	ND	ND	ND	ND	ND
	Acrolein	EPA SW-846-8260	none	0.5	ND	ND	ND	ND	ND	ND
	Benzene	EPA SW-846-8260	3	**2**	ND	ND	ND	ND	ND	ND
	Bromodichloromethane (Dichlorobromomethane)	EPA SW-846-8260	11	**1**	ND	ND	ND	ND	ND	ND
	Bromoform	EPA SW-846-8260	86	**81**	ND	ND	ND	ND	ND	ND
	Bromomethane (Methyl bromide)	EPA SW-846-8260	79	**25**	0.32 mg/kg	ND	ND	ND	ND	ND
	2-Butanone (Methyl ethyl ketone) (MEK)	EPA SW-846-8260	1,000 (d)	*3100*	ND	ND	ND	ND	ND	ND
	Carbon Disulfide	EPA SW-846-8260	none	7,800	ND	ND	ND	ND	ND	ND
	Carbon Tetrachloride	EPA SW-846-8260	2 (k)	0.6	ND	ND	ND	ND	ND	ND
	Chlorobenzene	EPA SW-846-8260	37	*510*	ND	ND	ND	ND	ND	ND
	Chloroethane	EPA SW-846-8260	none	220	ND	ND	ND	ND	ND	ND
	Chloroform	EPA SW-846-8260	19 (k)	**0.6**	ND	ND	ND	ND	ND	ND
	Chloromethane (Methyl chloride)	EPA SW-846-8260	520	**4**	ND	ND	ND	ND	ND	ND
	1,2 Dibromoethane	EPA SW-846-8260	none	0.008	ND	ND	ND	ND	ND	ND
	1,2 Dibromo - 3 - Chloropropane	EPA SW-846-8260	none	0.08	ND	ND	ND	ND	ND	ND
	1,1-Dichloroethane	EPA SW-846-8260	570	**8**	ND	ND	ND	ND	ND	ND
	1,2-Dichloroethane	EPA SW-846-8260	6	**0.9**	ND	ND	ND	ND	ND	ND
	1,1-Dichloroethene	EPA SW-846-8260	8	*11*	ND	ND	ND	ND	ND	ND
	1,2-Dichloroethene (trans)	EPA SW-846-8260	1,000 (d)	**300**	ND	ND	ND	ND	ND	ND
	1,2-Dichloroethene (cis)	EPA SW-846-8260	79	*230*	ND	ND	ND	ND	ND	ND
	1,2-Dichloropropane	EPA SW-846-8260	10	**2**	ND	ND	ND	ND	ND	ND
	1,3-Dichloropropene (cis and trans)	EPA SW-846-8260	4	**2**	ND	ND	ND	ND	ND	ND
	Dibromochloromethane (Chlorodibromomethane)	EPA SW-846-8260	110	**3**	ND	ND	ND	ND	ND	ND
	1,2-Dichlorobenzene (o-Dichlorobenzene)	EPA SW-846-8260	5,100	*5300*	ND	ND	ND	ND	ND	ND
	1,3-Dichlorobenzene (m-Dichlorobenzene)	EPA SW-846-8260	5,100	*5300*	ND	ND	ND	ND	ND	ND
	1,4-Dichlorobenzene (p-Dichlorobenzene)	EPA SW-846-8260	570	**5**	ND	ND	ND	ND	ND	ND
	Dichlorodifluoromethane	EPA SW-846-8260	none	490	ND	ND	ND	ND	ND	ND
	Ethylbenzene	EPA SW-846-8260	1,000 (d)	*7800*	ND	ND	ND	ND	ND	ND
	Lindane (gamma BHC) (gamma HCH)	EPA SW-846-8260	0.52	**0.4**	ND	ND	ND	ND	ND	ND
	Methoxychlor	EPA SW-846-8260	280	*390*	ND	ND	ND	ND	ND	ND
	4-Methyl-2-pentanone (MIBK)	EPA SW-846-8260	1,000 (d)		ND	ND	ND	ND	ND	ND
	Methylene Chloride (Dichloromethane)	EPA SW-846-8260	49	**34**	ND	ND	ND	ND	ND	ND
	Methyl Acetate	EPA SW-846-8260	none	78,000	ND	ND	ND	ND	ND	ND
	Methyl tert-butyl Ether MTBE	EPA SW-846-8260	none	110	ND	ND	ND	ND	ND	ND
	Styrene	EPA SW-846-8260	23	*90*	ND	ND	ND	ND	ND	ND
	Tert butyl alchohol TBA	EPA SW-846-8260	none	1400	ND	ND	ND	ND	ND	ND
	1,1,1,2-Tetrachloroethane	EPA SW-846-8260	170		ND	ND	ND	ND	ND	ND
	1,1,2,2,-Tetrachloroethane	EPA SW-846-8260	34	**1**	ND	ND	ND	ND	ND	ND
	Tetrachloroethene (Tetrachloroethylene) (PCE)	EPA SW-846-8260	4 (k)	**2**	ND	ND	ND	ND	ND	ND
	Toluene	EPA SW-846-8260	1,000 (d)	*6300*	ND	ND	ND	ND	ND	ND
	1,1,1-Trichloroethane	EPA SW-846-8260	210	*290*	ND	ND	ND	ND	ND	ND
	1,1,2-Trichloroethane	EPA SW-846-8260	22	*2*	ND	ND	ND	ND	ND	ND
	Trichloroethene (Trichloroethylene) (TCE)	EPA SW-846-8260	23	**7**	ND	ND	ND	ND	ND	ND
	Trichlorofluoromethane	EPA SW-846-8260	none	23,000	ND	ND	ND	ND	ND	ND
	Vinyl chloride	EPA SW-846-8260	2	**0.7**	ND	ND	ND	ND	ND	ND
	Xylenes (Total)	EPA SW-846-8260	410	*12,000*	ND	ND	ND	ND	ND	ND
SVOCs	Acenaphthene	EPA SW-846-8270	3,400	3,400	ND	ND	0.028 mg/kg	ND	ND	ND
	Acetophenone	EPA SW-846-8270	none	2	ND	ND	ND	ND	ND	ND
	Anthracene	EPA SW-846-8270	10,000 (c)	*17,000*	ND	ND	0.083 mg/kg	ND	ND	ND
	Atrazine	EPA SW-846-8270	none	210	ND	ND	ND	ND	ND	ND
	Benzaldehyde	EPA SW-846-8270	none	6,100 mg/kg	ND	ND	ND	ND	ND	ND
	Benzidine	EPA SW-846-8270	none	0.7	ND	ND	ND	ND	ND	ND
	Benzyl Alcohol	EPA SW-846-8270	10,000 (c)		ND	ND	ND	ND	ND	ND
	Benzo(b)fluoranthene (3,4-Benzofluoranthene)	EPA SW-846-8270	0.9	**0.6**	ND	ND	0.087 mg/kg	ND	0.099 mg/kg	ND
	Benzo(a)anthracene (1,2-Benzanthracene)	EPA SW-846-8270	0.9	**0.6**	ND	ND	0.099 mg/kg	ND	0.092 mg/kg	ND
	Benzo(a)pyrene (BaP)	EPA SW-846-8270	0.66 (f)	**0.2**	ND	ND	0.075 mg/kg	ND	0.069 mg/kg	ND
	Benzo(k)fluoranthene	EPA SW-846-8270	0.9	*6*	ND	ND	0.038 mg/kg	ND	0.067 mg/kg	ND
	Benzo(g,h,i)perylene	EPA SW-846-8270	none	380,000	ND	ND	0.053 mg/kg	ND	ND	ND
	1,1 Biphenyl	EPA SW-846-8270	none	3,100	ND	ND	ND	ND	ND	ND
	Bis(2-Chloroethyl)ether	EPA SW-846-8270	0.66 (f)	**0.4**	ND	ND	ND	ND	ND	ND
	Bis(2-chloroisopropyl)ether	EPA SW-846-8270	2,300	**23**	ND	ND	ND	ND	ND	ND
	Bis(2-ethylhexyl) phthalate	EPA SW-846-8270	49	**35**	ND	ND	0.087 mg/kg	ND	0.060 mg/kg	ND
	Butylbenzyl phthalate	EPA SW-846-8270	1,100	*1200*	ND	ND	ND	ND	ND	ND
	Caproiactam	EPA SW-846-8270	none	31,000	ND	ND	ND	ND	ND	ND
	Carbazole	EPA SW-846-8270	none	24	ND	ND	0.042 mg/kg	ND	ND	ND
	4-Chloroaniline (p-Chloroaniline)	EPA SW-846-8270	230		ND	ND	ND	ND	ND	ND
	4-Chloro-3-methyl phenol (p-Chloro-m-cresol)	EPA SW-846-8270	10,000 (C)		ND	ND	ND	ND	ND	ND
	2-Chlorophenol (o-Chlorophenol)	EPA SW-846-8270	280	*310*	ND	ND	ND	ND	ND	ND
	Chrysene	EPA SW-846-8270	9	*62*	ND	ND	0.087 mg/kg	ND	0.130 mg/kg	ND
	Dibenz(a,h)anthracene	EPA SW-846-8270	0.66 (f)	**0.2**	ND	ND	ND	ND	ND	ND
	Di-n-butyl phthalate	EPA SW-846-8270	5,700	*6,100*	ND	ND	ND	ND	ND	ND
	Di-n-octyl phthalate	EPA SW-846-8270	1,100	*2400*	ND	ND	ND	ND	ND	ND
	3,3'-Dichlorobenzidine	EPA SW-846-8270	2	**1**	ND	ND	ND	ND	ND	ND
	2,4-Dichlorophenol	EPA SW-846-8270	170	*180*	ND	ND	ND	ND	ND	ND
	Diethyl phthalate	EPA SW-846-8270	10,000 (c)	*49,000*	ND	ND	ND	ND	ND	ND
	2,4-Dimethyl phenol	EPA SW-846-8270	1,100	*1200*	ND	ND	ND	ND	ND	ND
	Dimethyl phthalate	EPA SW-846-8270	10,000 (c)		ND	ND	ND	ND	ND	ND
	2,4-Dinitrophenol	EPA SW-846-8270	110	*120*	ND	ND	ND	ND	ND	ND
	2,6 Dinitro-2-methylphenol	EPA SW-846-8270	none	6	ND	ND	ND	ND	ND	ND
	Dinitrotoluene(2,4-/2,6-mixture)	EPA SW-846-8270	1 (l)	**0.7**	ND	ND	ND	ND	ND	ND
	Fluoranthene	EPA SW-846-8270	2,300	2300	ND	ND	0.240 mg/kg	ND	0.120 mg/kg	ND
	Fluorene	EPA SW-846-8270	2,300	2300	ND	ND	0.046 mg/kg	ND	ND	ND
	Hexachlorobenzene	EPA SW-846-8270	0.66 (f)	**0.3**	ND	ND	ND	ND	ND	ND
	Hexachlorobutadiene	EPA SW-846-8270	1	*6*	ND	ND	ND	ND	ND	ND
	Hexachlorocyclopentadiene	EPA SW-846-8270	400	**45**	ND	ND	ND	ND	ND	ND
	Hexachloroethane	EPA SW-846-8270	6	*35*	ND	ND	ND	ND	ND	ND
	Indeno(1,2,3-cd)pyrene	EPA SW-846-8270	0.9	*0.6*	ND	ND	0.054 mg/kg	ND	0.041 mg/kg	ND
	Isophorone	EPA SW-846-8270	1,100	**510**	ND	ND	ND	ND	ND	ND
	2-Methylnaphthalene	EPA SW-846-8270	none	230	ND	ND	0.045 mg/kg	ND	ND	ND
	2-Methylphenol (o-creosol)	EPA SW-846-8270	2,800	**310**	ND	ND	ND	ND	ND	ND
	4-Methylphenol (p-creosol)	EPA SW-846-8270	2,800	**31**	ND	ND	ND	ND	ND	ND
	Naphthalene	EPA SW-846-8270	230	**6**	ND	ND	0.097 mg/kg	ND	ND	ND
	2-Nitroaniline	EPA SW-846-8270	none	39	ND	ND	ND	ND	ND	ND
	Nitrobenzene	EPA SW-846-8270	28	*31*	ND	ND	ND	ND	ND	ND
	N-Nitrosodiphenylamine	EPA SW-846-8270	140	**99**	ND	ND	ND	ND	ND	ND
	N-Nitroso-di-n-propylamine	EPA SW-846-8270	0.66 (f)	**0.2**	ND	ND	ND	ND	ND	ND
	N-Nitrosodimethylamine	EPA SW-846-8270	none	**0.7**	ND	ND	ND	ND	ND	ND
	Pentachlorophenol	EPA SW-846-8270	6	**3**	ND	ND	ND	ND	ND	ND
	Phenanthrene	EPA SW-846-8270	none	none	ND	ND	0.320 mg/kg	ND	ND	ND
	Phenol	EPA SW-846-8270	10,000 (c)	*18000*	ND	ND	ND	ND	ND	ND
	Pyrene	EPA SW-846-8270	1,700	1700	ND	ND	0.220 mg/kg	ND	0.120 m/kg	ND
	1,2,4-Trichlorobenzene	EPA SW-846-8270	68	*73*	ND	ND	ND	ND	ND	ND
	2,4,5-Trichlorophenol	EPA SW-846-8270	5,600	*6100*	ND	ND	ND	ND	ND	ND
	2,4,6-Trichlorophenol	EPA SW-846-8270	62	**19**	ND	ND	ND	ND	ND	ND
Metals	**Aluminum**	EPA SW-846-6010	none	78,000	ND	4000 mg/kg	7000 mg/kg	5000 mg/kg	2.260 mg/kg	ND
	Antimony	EPA SW-846-6010	14	*31*	ND	ND	0.5 mg/kg	ND	ND	7.5 mg/kg
	Arsenic	EPA SW-846-6010	20 (e)	**19**	ND	ND	ND	ND	ND	ND
	Barium	EPA SW-846-6010	700	*16,000*	114 mg/kg	55.5 mg/kg	103 mg/kg	20.6 mg/kg	125 mg/kg	84.8 mg/kg
	Beryllium	EPA SW-846-6010	**[1(f)] 2 (e)**	*16*	0.26 mg/kg	0.225 mg/kg	0.24 mg/kg	0.34 mg/kg	ND	0.08 mg/kg
	Cadmium	EPA SW-846-6010	**[1] 39**	*78*	0.54 mg/kg	0.211 mg/kg	0.38 mg/kg	0.18 mg/kg	0.511 mg/kg	ND
	Cobalt	EPA SW-846-6010	none	1600	ND	6.66 mg/kg	7.47 mg/kg	8.1 mg/kg		ND
	Chromium - hexavalent (VI)	EPA SW-846-6010	**240; 270 (g); (i)**	**240; 270 (g); (i)**	ND	ND	0.73 mg/kg	ND	ND	ND
	Chromium - trivalent (III)	EPA SW-846-6010	**120,000**	**120,000**	13.8 mg/kg	4.2 mg/kg	17.7 mg/kg	14.2 mg/kg	22.6 mg/kg	16.5 mg/kg
	Copper	EPA SW-846-6010	600 (m)	*3100*	8.8 mg/kg	20.2 mg/kg	22.9 mg/kg	28.0 mg/kg	43.7 mg/kg	48.8 mg/kg
	Lead	EPA SW-846-6010	400 (p)	400	2.6 mg/kg	1.89 mg/kg	7.170 mg/kg	3.660 mg/kg	6.630 mg/kg	1.5 mg/kg
	Manganese	EPA SW-846-6010	none	11,000	ND	290 mg/kg	190 mg/kg	147 mg/kg	ND	ND
	Mercury	EPA SW-846-7471	14	*23*	ND	ND	ND	0.005 mg/kg	0.007 mg/kg	ND
	Nickel	EPA SW-846-6010	250	*1600*	11.2 mg/kg	4.070 mg/kg	15.2 mg/kg	13.7 mg/kg	19.4 mg/kg	22.9 mg/kg
	Selenium	EPA SW-846-6010	63	*390*	1.0 mg/kg	ND	0.34 mg/kg	ND	ND	ND
	Silver	EPA SW-846-6010	110	*390*	ND	2.970 mg/kg	ND	ND	ND	ND
	Thallium	EPA SW-846-6010	2 (f)	*5*	ND	ND	ND	ND	ND	ND
	Vanadium	EPA SW-846-6010	370	**78**	31.8 mg/kg	11.2 mg/kg	26.7 mg/kg	18.0 mg/kg	27.6 mg/kg	22.7 mg/kg
	Zinc	EPA SW-846-6010	1,500 (m)	*23,000*	33.5 mg/kg	33.4 mg/kg	33.5 mg/kg	15.4 mg/kg	50.5 mg/kg	25.6 mg/kg
PCBs	PCBs (Polychlorinated biphenyls)	EPA SW-846-8087	0.49	**0.2**	ND	ND	ND	ND	ND	ND
Pesticides	**alpha - BHC**	EPA SW-846-8081	none	0.1	ND	ND	ND	ND	ND	ND
	beta - BHC	EPA SW-846-8081	none	0.4	ND	ND	ND	ND	ND	ND
	gamma - BHC	EPA SW-846-8081	0.4	0.4	ND	ND	ND	ND	ND	ND
	Aldrin	EPA SW-846-8081	0.040	0.04	ND	ND	ND	ND	ND	ND
	4,4'-DDD (p,p'-TDE)	EPA SW-846-8081	3	3	ND	ND	ND	ND	ND	ND
	4,4'-DDE (p,p'-DDX)	EPA SW-846-8081	2	2	ND	ND	ND	ND	ND	ND
	4,4'-DDT	EPA SW-846-8081	2	2	ND	ND	ND	ND	ND	ND
	Dieldrin	EPA SW-846-8081	0.042	**0.04**	ND	ND	ND	ND	ND	ND
	Endosulfan	EPA SW-846-8081	340	*470*	ND	ND	ND	ND	ND	ND
	Endosulfan II	EPA SW-846-8081	340	*470*	ND	ND	ND	ND	ND	ND
	Endrin	EPA SW-846-8081	17	*23*	ND	ND	ND	ND	ND	ND
	Heptachlor	EPA SW-846-8081	0.15	**0.1**	ND	ND	ND	ND	ND	ND
	Heptachlor Epoxide	EPA SW-846-8081	none	0.07	ND	ND	ND	ND	ND	ND
	Methoxychlor	EPA SW-846-8081	280	390	ND	ND	ND	ND	ND	ND
	alpha - chlordane	EPA SW-846-8081	none	0.2	ND	ND	ND	ND	ND	ND
	gamma - chlordane	EPA SW-846-8081	none	0.2	ND	ND	ND	ND	ND	ND
	Toxaphene	EPA SW-846-8081	0.10	*0.6*	ND	ND	ND	ND	ND	ND
General Chemistry	Cyanide	EPA SW-846-9012	1,100	*1600*	0.107 mg/kg	ND	ND	ND	ND	5.25 mg/kg

Analytical Results Summary Table
Backfill Type vs NJDEP Criteria

	Analyte	Test Method	Type C Tilcon, Mt. Hope Quarry Pile 2	Type C Tilcon, Mt. Hope Quarry Pile 3	Type C Tilcon, Mt. Hope Quarry Pile 4	Type C Tilcon, Mt. Hope Quarry Pile 5	2.5 inch stone Tilcon, Mt. Hope Quarry Pile 1	3-6" Stone Weldon, Lake Hopatcong, NJ, Pile 1	Type D Solite, Eastern Concrete Mat. Inc., Bogata, NJ Pile 1
VOCs	Acetone	EPA SW-846-8260	ND	ND	ND	ND	ND	ND	ND
	Acrylonitrile	EPA SW-846-8260	ND	ND	ND	ND	ND	ND	ND
	Acrolein	EPA SW-846-8260	ND	ND	ND	ND	ND	ND	ND
	Benzene	EPA SW-846-8260	ND	ND	ND	ND	ND	ND	ND
	Bromodichloromethane (Dichlorobromomethane)	EPA SW-846-8260	ND	ND	ND	ND	ND	ND	ND
	Bromoform	EPA SW-846-8260	ND	ND	ND	ND	ND	ND	ND
	Bromomethane (Methyl bromide)	EPA SW-846-8260	ND	ND	ND	ND	ND	ND	ND
	2-Butanone (Methyl ethyl ketone) (MEK)	EPA SW-846-8260	ND	ND	ND	ND	ND	ND	ND
	Carbon Disulfide	EPA SW-846-8260	ND	ND	ND	ND	ND	ND	ND
	Carbon Tetrachloride	EPA SW-846-8260	ND	ND	ND	ND	ND	ND	ND
	Chlorobenzene	EPA SW-846-8260	ND	ND	ND	ND	ND	ND	ND
	Chloroethane	EPA SW-846-8260	ND	ND	ND	ND	ND	ND	ND
	Chloroform	EPA SW-846-8260	ND	ND	ND	ND	ND	ND	ND
	Chloromethane (Methyl chloride)	EPA SW-846-8260	ND	ND	ND	ND	ND	ND	ND
	1,2 Dibromoethane	EPA SW-846-8260	ND	ND	ND	ND	ND	ND	ND
	1,2 Dibromo - 3 - Chloropropane	EPA SW-846-8260	ND	ND	ND	ND	ND	ND	ND
	1,1-Dichloroethane	EPA SW-846-8260	ND	ND	ND	ND	ND	ND	ND
	1,2-Dichloroethane	EPA SW-846-8260	ND	ND	ND	ND	ND	ND	ND
	1,1-Dichloroethene	EPA SW-846-8260	ND	ND	ND	ND	ND	ND	ND
	1,2-Dichloroethene (trans)	EPA SW-846-8260	ND	ND	ND	ND	ND	ND	ND
	1,2-Dichloroethene (cis)	EPA SW-846-8260	ND	ND	ND	ND	ND	ND	ND
	1,2-Dichloropropane	EPA SW-846-8260	ND	ND	ND	ND	ND	ND	ND
	1,3-Dichloropropene (cis and trans)	EPA SW-846-8260	ND	ND	ND	ND	ND	ND	ND
	Dibromochloromethane (Chlorodibromomethane)	EPA SW-846-8260	ND	ND	ND	ND	ND	ND	ND
	1,2-Dichlorobenzene (o-Dichlorobenzene)	EPA SW-846-8260	ND	ND	ND	ND	ND	ND	ND
	1,3-Dichlorobenzene (m-Dichlorobenzene)	EPA SW-846-8260	ND	ND	ND	ND	ND	ND	ND
	1,4-Dichlorobenzene (p-Dichlorobenzene)	EPA SW-846-8260	ND	ND	ND	ND	ND	ND	ND
	Dichlorodifluoromethane	EPA SW-846-8260	ND	ND	ND	ND	ND	ND	ND
	Ethylbenzene	EPA SW-846-8260	ND	ND	ND	ND	ND	ND	ND
	Lindane (gamma BHC) (gamma HCH)	EPA SW-846-8260	ND	ND	ND	ND	ND	ND	ND
	Methoxychlor	EPA SW-846-8260	ND	ND	ND	ND	ND	ND	ND
	4-Methyl-2-pentanone (MIBK)	EPA SW-846-8260	ND	ND	ND	ND	ND	ND	ND
	Methylene Chloride (Dichloromethane)	EPA SW-846-8260	ND	ND	ND	ND	ND	ND	ND
	Methyl Acetate	EPA SW-846-8260	ND	ND	ND	ND	ND	ND	ND
	Methyl tert-butyl Ether MTBE	EPA SW-846-8260	ND	ND	ND	ND	ND	ND	ND
	Styrene	EPA SW-846-8260	ND	ND	ND	ND	ND	ND	ND
	Tert butyl alchohol TBA	EPA SW-846-8260	ND	ND	ND	ND	ND	ND	ND
	1,1,1,2-Tetrachloroethane	EPA SW-846-8260	ND	ND	ND	ND	ND	ND	ND
	1,1,2,2,-Tetrachloroethane	EPA SW-846-8260	ND	ND	ND	ND	ND	ND	ND
	Tetrachloroethene (Tetrachloroethylene) (PCE)	EPA SW-846-8260	ND	ND	ND	ND	ND	ND	ND
	Toluene	EPA SW-846-8260	ND	ND	ND	ND	ND	ND	ND
	1,1,1-Trichloroethane	EPA SW-846-8260	ND	ND	ND	ND	ND	ND	ND
	1,1,2-Trichloroethane	EPA SW-846-8260	ND	ND	ND	ND	ND	ND	ND
	Trichloroethene (Trichloroethylene) (TCE)	EPA SW-846-8260	ND	ND	ND	ND	ND	ND	ND
	Trichlorofluoromethane	EPA SW-846-8260	ND	ND	ND	ND	ND	ND	ND
	Vinyl chloride	EPA SW-846-8260	ND	ND	ND	ND	ND	ND	ND
	Xylenes (Total)	EPA SW-846-8260	ND	ND	ND	ND	ND	ND	ND
SVOCs	Acenaphthene	EPA SW-846-8270	ND	ND	ND	ND	ND	ND	ND
	Acetophenone	EPA SW-846-8270	ND	ND	ND	ND	ND	ND	ND
	Anthracene	EPA SW-846-8270	ND	ND	ND	ND	ND	ND	ND
	Atrazine	EPA SW-846-8270	ND	ND	ND	ND	ND	ND	ND
	Benzaldehyde	EPA SW-846-8270	ND	ND	ND	ND	ND	ND	ND
	Benzidine	EPA SW-846-8270	ND	ND	ND	ND	ND	ND	ND
	Benzyl Alcohol	EPA SW-846-8270	ND	ND	ND	ND	ND	ND	ND
	Benzo(b)fluoranthene (3,4-Benzofluoranthene)	EPA SW-846-8270	ND	ND	ND	ND	ND	ND	ND
	Benzo(a)anthracene (1,2-Benzanthracene)	EPA SW-846-8270	ND	ND	ND	ND	ND	ND	ND
	Benzo(a)pyrene (BaP)	EPA SW-846-8270	ND	ND	ND	ND	ND	ND	ND
	Benzo(k)fluoranthene	EPA SW-846-8270	ND	ND	ND	ND	ND	ND	ND
	Benzo(g,h,i)perylene	EPA SW-846-8270	ND	ND	ND	ND	ND	ND	ND
	1,1 Biphenyl	EPA SW-846-8270	ND	ND	ND	ND	ND	ND	ND
	Bis(2-Chloroethyl)ether	EPA SW-846-8270	ND	ND	ND	ND	ND	ND	ND
	Bis(2-chloroisopropyl)ether	EPA SW-846-8270	ND	ND	ND	ND	ND	ND	ND
	Bis(2-ethylhexyl) phthalate	EPA SW-846-8270	ND	ND	ND	ND	ND	ND	ND
	Butylbenzyl phthalate	EPA SW-846-8270	ND	ND	ND	ND	ND	ND	ND
	Caproiactam	EPA SW-846-8270	ND	ND	ND	ND	ND	ND	ND
	Carbazole	EPA SW-846-8270	ND	ND	ND	ND	ND	ND	ND
	4-Chloroaniline (p-Chloroaniline)	EPA SW-846-8270	ND	ND	ND	ND	ND	ND	ND
	4-Chloro-3-methyl phenol (p-Chloro-m-cresol)	EPA SW-846-8270	ND	ND	ND	ND	ND	ND	ND
	2-Chlorophenol (o-Chlorophenol)	EPA SW-846-8270	ND	ND	ND	ND	ND	ND	ND
	Chrysene	EPA SW-846-8270	ND	ND	ND	ND	ND	ND	ND
	Dibenz(a,h)anthracene	EPA SW-846-8270	ND	ND	ND	ND	ND	ND	ND
	Di-n-butyl phthalate	EPA SW-846-8270	ND	ND	ND	ND	ND	ND	ND
	Di-n-octyl phthalate	EPA SW-846-8270	ND	ND	ND	ND	ND	ND	ND
	3,3'-Dichlorobenzidine	EPA SW-846-8270	ND	ND	ND	ND	ND	ND	ND
	2,4-Dichlorophenol	EPA SW-846-8270	ND	ND	ND	ND	ND	ND	ND
	Diethyl phthalate	EPA SW-846-8270	ND	ND	ND	ND	ND	ND	ND
	2,4-Dimethyl phenol	EPA SW-846-8270	ND	ND	ND	ND	ND	ND	ND
	Dimethyl phthalate	EPA SW-846-8270	ND	ND	ND	ND	ND	ND	ND
	2,4-Dinitrophenol	EPA SW-846-8270	ND	ND	ND	ND	ND	ND	ND
	2,6 Dinitro-2-methylphenol	EPA SW-846-8270	ND	ND	ND	ND	ND	ND	ND
	Dinitrotoluene(2,4-/2,6-mixture)	EPA SW-846-8270	ND	ND	ND	ND	ND	ND	ND
	Fluoranthene	EPA SW-846-8270	ND	ND	ND	ND	ND	ND	ND
	Fluorene	EPA SW-846-8270	ND	ND	ND	ND	ND	ND	ND
	Hexachlorobenzene	EPA SW-846-8270	ND	ND	ND	ND	ND	ND	ND
	Hexachlorobutadiene	EPA SW-846-8270	ND	ND	ND	ND	ND	ND	ND
	Hexachlorocyclopentadiene	EPA SW-846-8270	ND	ND	ND	ND	ND	ND	ND
	Hexachloroethane	EPA SW-846-8270	ND	ND	ND	ND	ND	ND	ND
	Indeno(1,2,3-cd)pyrene	EPA SW-846-8270	ND	ND	ND	ND	ND	ND	ND
	Isophorone	EPA SW-846-8270	ND	ND	ND	ND	ND	ND	ND
	2-Methylnaphthalene	EPA SW-846-8270	ND	ND	ND	ND	ND	ND	ND
	2-Methylphenol (o-creosol)	EPA SW-846-8270	ND	ND	ND	ND	ND	ND	ND
	4-Methylphenol (p-creosol)	EPA SW-846-8270	ND	ND	ND	ND	ND	ND	ND
	Naphthalene	EPA SW-846-8270	ND	ND	ND	ND	ND	ND	ND
	2-Nitroaniline	EPA SW-846-8270	ND	ND	ND	ND	ND	ND	ND
	Nitrobenzene	EPA SW-846-8270	ND	ND	ND	ND	ND	ND	ND
	N-Nitrosodiphenylamine	EPA SW-846-8270	ND	ND	ND	ND	ND	ND	ND
	N-Nitroso-di-n-propylamine	EPA SW-846-8270	ND	ND	ND	ND	ND	ND	ND
	N-Nitrosodimethylamine	EPA SW-846-8270	ND	ND	ND	ND	ND	ND	ND
	Pentachlorophenol	EPA SW-846-8270	ND	ND	ND	ND	ND	ND	ND
	Phenanthrene	EPA SW-846-8270	ND	ND	ND	ND	ND	ND	ND
	Phenol	EPA SW-846-8270	ND	ND	ND	ND	ND	ND	ND
	Pyrene	EPA SW-846-8270	ND	ND	ND	ND	ND	ND	ND
	1,2,4-Trichlorobenzene	EPA SW-846-8270	ND	ND	ND	ND	ND	ND	ND
	2,4,5-Trichlorophenol	EPA SW-846-8270	ND	ND	ND	ND	ND	ND	ND
	2,4,6-Trichlorophenol	EPA SW-846-8270	ND	ND	ND	ND	ND	ND	ND
Metals	**Aluminum**	EPA SW-846-6010	8820 mg/kg	4140 mg/kg	3940 mg/kg	6380 mg/kg	5410 mg/kg	3640 mg/kg	ND
	Antimony	EPA SW-846-6010	0.64 mg/kg	ND	ND	ND	ND	ND	ND
	Arsenic	EPA SW-846-6010		ND	ND	ND	ND	ND	3.1 mg/kg
	Barium	EPA SW-846-6010	36.2 mg/kg	15.9 mg/kg	14.9 mg/kg	25.1 mg/kg	23.4 mg/kg	18.5 mg/kg	7.0 mg/kg
	Beryllium	EPA SW-846-6010	0.43 mg/kg	0.19 mg/kg	0.18 mg/kg	0.19 mg/kg	0.30 mg/kg	0.14 mg/kg	0.13 mg/kg
	Cadmium	EPA SW-846-6010	0.3 mg/kg	0.44 mg/kg	0.34 mg/kg	0.48 mg/kg	1.230 mg/kg	0.39 mg/kg	ND
	Cobalt	EPA SW-846-6010	10.5 mg/kg	6.820 mg/kg	5.310 mg/kg	7.6 mg/kg	18.9 mg/kg	7.14 mg/kg	ND
	Chromium - hexavalent (VI)	EPA SW-846-6010	0.98 mg/kg	ND	ND	ND	ND	ND	ND
	Chromium - trivalent (III)	EPA SW-846-6010	21.7 mg/kg	13.4 mg/kg	13.9 mg/kg	21.0 mg/kg	19.0 mg/kg	19.6 mg/kg	1.3 mg/kg
	Copper	EPA SW-846-6010	37.2 mg/kg	40.5 mg/kg	18.4 mg/kg	34.6 mg/kg	41.0 mg/kg	73.9 mg/kg	10.3 mg/kg
	Lead	EPA SW-846-6010	7.710 mg/kg	2.14 mg/kg	1.830 mg/kg	2.530 mg/kg	7.22 mg/kg	2.570 mg/kg	12.8 mg/kg
	Manganese	EPA SW-846-6010	219 mg/kg	134 mg/kg	91.3 mg/kg	111 mg/kg	145 mg/kg	356 mg/kg	ND
	Mercury	EPA SW-846-7471	ND	ND	ND	ND	0.004 mg/kg	ND	ND
	Nickel	EPA SW-846-6010	17.2 mg/kg	10.9 mg/kg	10.7 mg/kg	12.6 mg/kg	22.5 mg/kg	13.6 mg/kg	21.1 mg/kg
	Selenium	EPA SW-846-6010	0.86 mg/kg	0.79 mg/kg	0.79 mg/kg	1.080 mg/kg	0.37 mg/kg	1.2 mg/kg	0.38 mg/kg
	Silver	EPA SW-846-6010	ND	ND	ND	ND	ND	ND	ND
	Thallium	EPA SW-846-6010	ND	ND	ND	ND	ND	ND	ND
	Vanadium	EPA SW-846-6010	27.0 mg/kg	14.7 mg/kg	13.7 mg/kg	17.9 mg/kg	19.0 mg/kg	14.2 mg/kg	3.1 mg/kg
	Zinc	EPA SW-846-6010	26.3 mg/kg	13.8 mg/kg	0.74 mg/kg	22.5 mg/kg	18.1 mg/kg	12.9 mg/kg	16.9 mg/kg
PCBs	PCBs (Polychlorinated biphenyls)	EPA SW-846-8087	ND	ND	ND	0.0083 mg/kg	ND	ND	ND
Pesticides	**alpha - BHC**	EPA SW-846-8081	ND	ND	ND	ND	ND	ND	ND
	beta - BHC	EPA SW-846-8081	ND	ND	ND	ND	ND	ND	ND
	gamma - BHC	EPA SW-846-8081	ND	ND	ND	ND	ND	ND	ND
	Aldrin	EPA SW-846-8081	ND	ND	ND	ND	ND	ND	ND
	4,4'-DDD (p,p'-TDE)	EPA SW-846-8081	ND	ND	ND	ND	ND	ND	ND
	4,4'-DDE (p,p'-DDX)	EPA SW-846-8081	ND	ND	ND	ND	ND	ND	ND
	4,4'-DDT	EPA SW-846-8081	ND	ND	ND	ND	ND	ND	ND
	Dieldrin	EPA SW-846-8081	ND	ND	ND	ND	ND	ND	ND
	Endosulfan	EPA SW-846-8081	ND	ND	ND	ND	ND	ND	ND
	Endosulfan II	EPA SW-846-8081	ND	ND	ND	ND	ND	ND	ND
	Endrin	EPA SW-846-8081	ND	ND	ND	ND	ND	ND	ND
	Heptachlor	EPA SW-846-8081	ND	ND	ND	ND	ND	ND	ND
	Heptachlor Epoxide	EPA SW-846-8081	ND	ND	ND	ND	ND	ND	ND
	Methoxychlor	EPA SW-846-8081	ND	ND	ND	ND	ND	ND	ND
	alpha - chlordane	EPA SW-846-8081	ND	ND	ND	ND	ND	ND	ND
	gamma - chlordane	EPA SW-846-8081	ND	ND	ND	ND	ND	ND	ND
	Toxaphene	EPA SW-846-8081	ND	ND	ND	ND	ND	ND	ND
General Chemistry	Cyanide	EPA SW-846-9012	ND	ND	ND	ND	ND	ND	ND

Analytical Results Summary Table
Backfill Type vs NJDEP Criteria

Notes:

(a) Criteria are health based using an incidental ingestion exposure pathway except where noted below.
(b) Criteria are subject to change based on site specific factors (e.g., aquifer classification, soil type, natural background, environmental impacts, etc.).
(c) Health based criterion exceeds the 10,000 mg/kg maximum for total organic contaminants.
(d) Health based criterion exceeds the 1,000 mg/kg maximum for total volatile organic contaminants.
(e) Cleanup standard proposal was based on natrual background.
(f) Health based criterion is lower than analytical limits; cleanup criterion based on practical quantization level.
(g) Criterion based on the inhalation exposure pathway.
(h) The impact to ground water values for inorganic constituents will be developed based upon site specific chemical and physical parameters.
(i) Site specific determination required for SCC for the allergic contact dermatitis exposure pathway.
(j) Contaminant not regulated for this exposure pathway.
(k) Criteria based on inhalation exposure pathway, which yielded a more stringent criterion than the incidental ingestion exposure pathway.
(l) No criterion derived for this contaminant.
(m) Criterion based on ecological (phytotoxicity) effects.
(n) Level of the human health based criterion is such that evaluation for potential environmental impacts on a site by site basis is recommended.
(o) Level of the criterion is such that evaluation for potential acute exposure hazard is recommended.
(p) Criterion based on the USEPA Integrated Exposure Uptake Biokinetic (IEUBK) model utilizing the default parameters. The concentration is considered to protect 95% of target population (children) at a blood lead level of 10 ug/dl.
(q) Criteria were derived from a model developed by the Society for Environmental Geochemistry and Health (SEGH) and were designed to be protective for adults in the workplace.
(r) Insufficient information available to calculate impact to ground water criteria.
(s) Criterion based on new drinking water standard.

Appendix D-3: Post Excavation Confirmation Sampling Data Summary Tables and Corresponding Excavation Progression Chart

Samples were named according to their grid location. For example sample ID 115-CF-Z1C was sampled in the Center of grid Z1. On occasion, confirmatory sampling results achieved >20 mg/kg hexavalent chromium results. This grid was excavated deeper, usually 6 to 8 inches deeper and resampled. The sample ID for this unique location was named with a "1" at the end or if excavated yet another time, with a "2" at the end. For example, sample ID 115-CF-AA1C1 was collected in the center of grid AA1 and excavated deeper. Duplicate samples were collected every 20 samples. They were given unique sample IDs by placing a "D" at the end of the sample ID. For example, sample 115-CF-Z5C1D was taken in the center of grid Z5 after a second removal next to sample 115-CF-Z5C1 and was the quality control duplicate sample. On rare occasions, contaminated rainfall overflowed the containment berm. The grid was resampled to confirm the condition. These sample IDs were named with an "R" at the end of the sample ID.

Confirmatory Sample ID	Hex Cr (mg/kg)		Northing	Easting	Elevation
115-CF-AA1C1	9.59	U	684278.423	603321.638	-0.92
115-CF-AA2C1	10.3		684295.425	603299.353	-1.31
115-CF-AA3C1	10.1		684310.918	603276.522	-1.42
115-CF-AA4C1	7.4	U	684327.531	603254.336	-1.57
115-CF-AA5C1	14	U	684346.955	603234.437	-2.67
115-CF-Z1C	7.8	U	684306.412	603338.541	-0.47
115-CF-Z2C	8.2	U	684320.357	603318.674	-0.41
115-CF-Z3C	7.1	U	684337.707	603295.921	-0.72
115-CF-Z4C1	13	U	684354.077	603273.537	-1.75
115-CF-Z5C1	14	U	684370.219	603249.191	-2.01
115-CF-Z5C1D	18.1		684369.885	603250.205	-1.69
115-CF-Y1C	7.38	U	684335.487	603352.999	-1.26
115-CF-Y2C	7.8	U	684346.584	603337.280	-1.12
115-CF-Y3C	9.1	U	684362.704	603314.912	-1.46
115-CF-Y4C	8.5	U	684379.234	603292.039	-1.85
115-CF-Y5C	8.7	U	684396.169	603270.048	-2.04
115-CF-X1C	3.64	U	684365.127	603365.917	-1.78
115-CF-X2C	8.33	U	684371.926	603356.503	-1.32
115-CF-X3C	9.26	U	684388.624	603334.032	-1.60
115-CF-X4C	8.4	U	684405.621	603311.362	-1.89
115-CF-X5C	8.4	U	684421.702	603288.451	-2.19
115-CF-W2C	7.94	U	684398.538	603374.898	-1.74
115-CF-W3C	8.5	U	684414.363	603353.438	-1.69
115-CF-W4C	14		684430.924	603329.362	-2.17
115-CF-W5C	14		684447.567	603308.191	-2.16
115-CF-W6C	13.3		684465.228	603283.380	-2.64
115-CF-V2C	13	U	684429.894	603381.604	-2.19
115-CF-V3C	13	U	684446.653	603358.147	-2.26
115-CF-V4CR	11	U	684458.908	603333.548	-2.29
115-CF-V4CD	13.9		684458.908	603333.548	-2.29
115-CF-V5C	13	U	684473.158	603307.510	-2.32
115-CF-U2C	14	U	684459.102	603394.715	-1.84
115-CF-U3C	13	U	684469.826	603369.915	-2.14
115-CF-U4C	13	U	684482.486	603345.151	-2.16
115-CF-U5C	14	U	684493.708	603319.776	-2.33
115-CF-U6C	14	U	684515.550	603306.375	-2.74

Yellow = <240 and >20mg/kg Hexavalent Chromium

Confirmatory Sample ID	Hex Cr (mg/kg)		Northing	Easting	Elevation
115-CF-U6CD	14	U	684515.550	603306.375	-2.74
115-CF-T2C	14	U	684488.386	603409.399	-1.34
115-CF-T3C	12	U	684498.436	603383.492	-1.57
115-CF-T4C	13	U	684511.230	603358.006	-2.15
115-CF-T5C	11	U	684523.453	603332.762	-2.28
115-CF-S2C	14	U	684516.625	603422.825	-1.52
115-CF-S3C	13	U	684529.395	603397.428	-1.38
115-CF-S4C	14	U	684540.881	603372.672	-1.90
115-CF-S5C	12	U	684547.875	603348.683	-2.33
115-CF-R2C	13	U	684545.199	603436.481	-1.49
115-CF-R3C	14	U	684558.045	603410.290	-1.93
115-CF-R4C	13	U	684569.213	603385.076	-2.13
115-CF-R5C	14	U	684579.174	603363.595	-2.48
115-CF-Q2C	13	U	684575.346	603450.322	-1.51
115-CF-Q3C	12	U	684587.028	603424.285	-1.55
115-CF-Q4C	13	U	684598.758	603399.965	-2.02
115-CF-Q5C	15	U	684602.860	603376.667	-2.36
115-CF-P2C	11	U	684604.279	603464.598	-1.54
115-CF-P3C	15	U	684616.226	603437.932	-1.87
115-CF-P4C	14	U	684625.575	603413.956	-2.14
115-CF-P5C	12	U	684638.177	603398.927	-2.39
115-CF-N2C	14	U	684631.832	603477.149	-1.72
115-CF-N3C	14	U	684644.159	603451.854	-1.87
115-CF-N4C	14	U	684654.584	603427.165	-1.94
115-CF-M2C	9.6	U	684661.272	603488.797	-2.06
115-CF-M3C	12	U	684671.819	603465.574	-2.18
115-CF-M4C	11	U	684681.563	603443.263	-2.27
115-CF-L2C	0.99	U	684691.858	603502.991	-1.91
115-CF-L3C	12	U	684700.867	603478.630	-2.08
115-CF-L4C	12	U	684709.195	603461.034	-2.30
115-CF-K2C	14	U	684717.029	603518.518	-1.78
115-CF-K3C	14	U	684730.106	603491.975	-1.58
115-CF-K4C	11	U	684751.907	603480.276	-2.05
115-CF-C2C	12	U	684922.118	603612.005	-1.10
115-CF-D2C	12	U	684893.177	603598.989	-1.19
115-CF-E2C	14	U	684863.146	603585.812	-1.23
115-CF-J2C	13	U	684746.314	603531.874	-0.96
115-CF-J3C	14	U	684759.115	603506.240	-1.27
115-CF-H2C	14	U	684772.809	603545.128	-0.56
115-CF-H3C	14	U	684788.714	603518.650	-1.01
115-CF-G2C	16	U	684805.394	603558.938	-0.56
115-CF-G3C	13	U	684815.984	603536.881	-0.61
115-CF-F2C	11	U	684835.016	603571.542	-1.17
115-CF-F3C	11	U	684860.079	603560.465	-0.87
115-CF-X6C	17.4		684438.553	603265.049	-2.48
115-CF-Y6C	13	U	684413.523	603244.839	-2.28
115-CF-Z6C	15	U	684388.167	603226.537	-2.44
115-CF-B7C	13	U	684958.419	603611.794	-1.85

Yellow = <240 and >20mg/kg Hexavalent Chromium

Confirmatory Sample ID	Hex Cr (mg/kg)		Northing	Easting	Elevation
115-CF-C7C	14	U	684943.533	603600.692	-1.61
115-CF-D7C	13	U	684916.806	603582.021	-1.42
115-CF-E7C	12	U	684890.681	603563.779	-1.35
115-CF-E7CD	13	U	684890.681	603563.779	-1.35
115-CF-F7C	13	U	684864.414	603545.859	-0.88
115-CF-G7C	12	U	684838.811	603527.191	-0.73
115-CF-H7C	12	U	684815.776	603509.352	-1.21
115-CF-J7C	12	U	684789.609	603489.931	-1.60
115-CF-K7C	8.5	U	684763.089	603470.325	-2.37
115-CF-L7C	13	U	684739.235	603452.530	-2.31
115-CF-M7C	12	U	684712.603	603433.481	-2.61
115-CF-N7C	13	U	684683.708	603417.082	-2.45
115-CF-P7C	16	U	684660.832	603396.053	-2.41
115-CF-Q7C	14	U	684635.207	603377.138	-2.30
115-CF-R7C	14	U	684609.030	603358.226	-2.38
115-CF-B8C	13	U	684978.472	603592.571	-1.76
115-CF-C8C	14	U	684961.864	603580.820	-2.03
115-CF-D8C	12	U	684935.968	603561.972	-1.47
115-CF-E8C	12	U	684909.921	603543.311	-1.55
115-CF-F8C	13	U	684884.044	603524.498	-1.44
115-CF-G8C	12	U	684857.931	603504.214	-1.59
115-CF-H8C	12	U	684831.774	603487.119	-1.63
115-CF-J8C	11	U	684805.766	603468.411	-1.80
115-CF-B9C	13	U	684996.542	603570.956	-2.32
115-CF-L8C	12	U	684754.426	603429.577	-2.43
115-CF-M8C	13	U	684729.790	603410.982	-2.37
115-CF-N8C	13	U	684704.124	603391.346	-2.72
115-CF-AA6C	15	U	684362.143	603209.509	-2.41
115-CF-AA7C	14	U	684378.415	603186.674	-3.04
115-CF-P8C	12	U	684678.612	603372.380	-2.79
115-CF-Q8C	13	U	684652.374	603353.451	-2.57
115-CF-R8C	10	U	684627.529	603334.062	-2.26
115-CF-S8C	11	U	684601.867	603314.579	-2.47
115-CF-S7C	13	U	684585.214	603322.886	-2.59
115-CF-T7C	15	U	684557.811	603318.835	-2.75
115-CF-T8C	12	U	684574.142	603295.732	-2.77
115-CF-U7C	15	U	684531.540	603298.960	-3.06
115-CF-U8C	12	U	684549.460	603278.201	-2.70
115-CF-AA8C	13	U	684396.606	603167.714	-2.92
115-CF-AA9C	14	U	684418.017	603147.097	-3.50
115-CF-V7C	12	U	684505.979	603282.897	-2.74
115-CF-V8C	12	U	684522.690	603258.705	-2.62
115-CF-V8CD	12	U	684522.690	603258.705	-2.62
115-CF-W7C	13	U	684480.722	603261.255	-2.72
115-CF-W8C	12	U	684496.632	603240.445	-2.78
115-CF-X7C	13	U	684455.170	603243.422	-2.83
115-CF-X8C	12	U	684471.040	603220.970	-2.82
115-CF-Y7C	12	U	684428.546	603224.779	-2.91

Yellow = <240 and >20mg/kg Hexavalent Chromium

Confirmatory Sample ID	Hex Cr (mg/kg)		Northing	Easting	Elevation
115-CF-Y7CD	14	U	684428.546	603224.779	-2.91
115-CF-Y8C	9.7	U	684445.874	603200.305	-2.83
115-CF-Z7C	13	U	684407.891	603201.231	-2.80
115-CF-Z8C	13	U	684418.392	603184.943	-2.98
115-CF-Z9C	11	U	684435.612	603160.759	-3.32
115-CF-K8C	14	U	684783.421	603448.576	-2.14
115-CF-C9C	11	U	684978.879	603559.721	-2.37
115-CF-D10C	11	U	684518.157	603184.189	-3.16
115-CF-D9C	14	U	684953.462	603539.995	-2.11
115-CF-V9C	13	U	684539.710	603237.114	-3.17
115-CF-L9C	11	U	684771.414	603407.444	-2.75
115-CF-M9C	13	U	684746.497	603389.132	-2.84
115-CF-B10C	14	U	684817.788	603406.392	-2.90
115-CF-K9C	11	U	684798.572	603426.271	-2.69
115-CF-K9CD	12	U	684798.572	603426.271	-2.69
115-CF-W9C1	13	U	684512.956	603218.624	-3.39
115-CF-R9C	9.7	U	684641.721	603312.166	-2.41
115-CF-S9C	12	U	684615.945	603293.898	-2.85
115-CF-T9C	13	U	684590.296	603274.217	-3.32
115-CF-E9C	12	U	684925.386	603520.336	-1.82
115-CF-A10C	11	U	684959.487	603510.168	-2.19
115-CF-F9C	14	U	684900.533	603502.078	-1.86
115-CF-G9C	14	U	684875.740	603483.901	-2.13
115-CF-U9C	14	U	684565.123	603256.700	-3.28
115-CF-N9C	12	U	684722.255	603371.632	-2.53
115-CF-C10C	11	U	684656.788	603287.137	-2.49
115-CF-P9C	11	U	684695.738	603352.065	-2.60
115-CF-Q9C	13	U	684667.724	603331.750	-2.40
115-CF-X9C	12.4		684488.863	603198.836	-3.17
115-CF-Y9C	12	U	684462.878	603179.537	-3.27
115-CF-H9C	9.8	U	684850.373	603465.120	-1.93
115-CF-J9C	11	U	684823.586	603446.151	-2.27
115-CF-A11C	12	U	684974.753	603487.374	-2.96
115-CF-A11CD	13	U	684974.753	603487.374	-2.96
115-CF-B11C	13	U	684879.117	603416.810	-2.64
115-CF-B11CD	12	U	684879.117	603416.810	-2.64
115-CF-C11C	11	U	684675.076	603267.255	-2.98
115-CF-D11C	11	U	684520.684	603152.149	-3.35
115-CF-D12C	12	U	684556.538	603146.092	-3.27
115-CF-C12C	7.9	U	684688.842	603242.716	-2.85
115-CF-C13C	9.7	U	684705.052	603220.141	-3.12
115-CF-D13C1	12	U	684569.037	603117.796	-3.91
115-CF-B12C	10	U	684866.968	603368.595	-3.15
115-CF-B13C	13	U	684875.579	603340.193	-3.25
115-CF-A12C	12	U	684998.710	603469.156	-3.099
115-CF-A13C	12	U	685014.074	603447.915	-3.158
115-CF-B14C	12	U	684887.819	603317.397	-2.91
115-CF-C14C	9.1	U	684724.735	603200.752	-2.80

Yellow = <240 and >20mg/kg Hexavalent Chromium

Confirmatory Sample ID	Hex Cr (mg/kg)		Northing	Easting	Elevation
115-CF-D14C	9.9	U	684584.401	603098.211	-3.70
115-CF-D15C	10	U	684591.212	603066.147	-3.90
115-CF-D16C	10	U	684608.385	603043.495	-3.88
115-CF-C15C	7	U	684742.537	603176.284	-3.01
115-CF-C16C	11	U	684758.991	603153.225	-3.61
115-CF-B15C	7.4	U	684898.371	603294.266	-3.217
115-CF-B16C	4.7	U	684921.896	603272.376	-4.139
115-CF-A14C	7.8	U	685034.935	603423.62	-3.119
115-CF-A15C	10	U	685050.317	603401.294	-3.288
115-CF-A16C	12	U	685064.728	603378.981	-3.559
115-CF-A16CD	12	U	685064.728	603378.981	-3.559
115-CF-A17C	13	U	685081.32	603355.039	-3.672
115-CF-A18C	10	U	685098.473	603332.892	-3.687
115-CF-B17C	8.1	U	684937.875	603248.777	-3.751
115-CF-B18C	7.1	U	684953.714	603226.696	-3.675
115-CF-C17C	7.2	U	684812.435	603158.814	-2.58
115-CF-C18C	7.3	U	684829.883	603135.707	-2.94
115-CF-D17C	9.7	U	684629.847	603021.783	-4.21
115-CF-D18C	7.2	U	684640.690	602998.628	-4.81
115-CF-A19C	11	U	685116.107	603314.949	-3.689
115-CF-B19C	6.5	U	684967.546	603202.334	-3.31
115-CF-C19C	7.8	U	684805.207	603084.057	-3.59
115-CF-D19C	7.8	U	684660.192	602977.451	-4.04
115-CF-D19CD	7.5	U	684660.192	602977.451	-4.04
115-CF-D20C	8	U	684677.240	602955.427	-4.02
115-CF-C20C1	9.6	U	684822.400	603060.859	-3.67
115-CF-B20C	6.7	U	684982.768	603179.656	-3.503
115-CF-A20C	9.1	U	685134.879	603290.614	-3.75
115-CF-A21C	8.9	U	685149.622	603270.698	-4.018
115-CF-B21C	6.5	U	685000.426	603157.507	-3.93
115-CF-C21C	7.8	U	684839.308	603038.831	-3.59
115-CF-D21C	8.2	U	684694.822	602933.370	-4.20
115-CF-D22C	1.9	U	684713.175	602911.827	-4.24
115-CF-C22C	1.8	U	684855.040	603016.077	-3.42
115-CF-B22C	1.7	U	685014.041	603134.087	-3.858
115-CF-A22C	5.9	U	685167.240	603244.867	-3.845
115-CF-D23C	7.4	U	684730.569	602888.428	-4.45
115-CF-C23C	6.2	U	684871.685	602993.154	-3.52
115-CF-B23C	6	U	685033.306	603112.368	-4.25
115-CF-A23C	16	U	685185.759	603225.153	-4.207
115-CF-A24C	10	U	685203.362	603203.098	-6.499
115-CF-B24C	6.7	U	685050.759	603088.679	-4.727
115-CF-C24C	9.8	U	684888.212	602970.974	-5.21
115-CF-D24C	5.9	U	684746.779	602867.585	-4.23
115-CF-A25C	1.1	U	685214.055	603181.027	-6.971
115-CF-A25CD	1.2	U	685065.654	603066.825	-4.963
115-CF-B25C	7.7	U	684902.679	602948.257	-5.80
115-CF-C25C	10	U	684764.980	602846.828	-4.29

Yellow = <240 and >20mg/kg Hexavalent Chromium

Confirmatory Sample ID	Hex Cr (mg/kg)		Northing	Easting	Elevation
115-CF-D25C	12.3	J	685234.617	603156.145	-7.5
115-CF-A26C1	1	U	685233.701	603154.664	-5.644
115-CF-B26C1	9	U	685082.478	603044.220	-5.234
115-CF-C26C	11	U	684921.268	602926.810	-6.02
115-CF-D26C	3.4	J	684782.410	602824.529	-4.16
115-CF-A27C	0.98	U	685249.201	603131.506	-7.846
115-CF-B27C	8.2	U	685099.975	603022.534	-7.154
115-CF-C27C	12	U	684938.696	602903.437	-6.19
115-CF-BH1N	16.5	J	686036.905	601938.208	-0.595
115-CF-D27C	5.6	U	684805.673	602804.319	-5.147
115-CF-BH1S	**27.9**		686009.108	601910.702	-0.8
115-CF-A28C	1.2	U	685246.502	603108.605	-7.674
115-CF-A29C	0.95	U	685280.301	603085.046	-7.51
115-CF-B28C	1.3	U	685115.857	602999.451	-7.338
115-CF-B29C	1.3	U	685132.245	602976.745	-7.384
115-CF-BH2N	**30.6**		685981.007	601877.612	0.058
115-CF-BH2S	**21.2**		685966.787	601862.758	-0.311
115-CF-C28CD	11	U	684954.730	602881.512	-6.69
115-CF-C28C	9.6	U	684954.730	602881.512	-6.69
115-CF-C29C	9	U	684971.232	602857.328	-6.89
115-CF-BH3N	**36.3**		685939.287	601835.576	0.051
115-CF-BH3S	19.9		685931.270	601818.394	-0.175
115-CF-D28C	8.2	U	684817.664	602780.237	-5.491
115-CF-D29C	13	U	684835.014	602758.550	-6.244
115-CF-BH4N	**22.7**	J	685904.266	601800.726	-0.129
115-CF-BH4S	18.4	J	685894.572	601787.321	-0.541
115-CF-BH5N	**36.4**	J	685867.240	601757.240	-0.525
115-CF-BH5S	**25.3**	J	685852.340	601746.330	-0.154
115-CF-C30C	12	U	684987.666	602835.839	-6.61
115-CF-D30C	11	U	684851.447	602736.079	-6.439
115-CF-BH6N	14.5		685835.964	601727.205	-1.309
115-CF-BH6S	**46.9**		685832.022	601722.304	-1.639
115-CF-BH7N	**31.8**		685810.185	601695.575	-2.118
115-CF-BH7S	**20.9**		685801.258	601681.906	-1.981
115-CF-A31C	9.6	U	685310.806	603038.419	-6.499
115-CF-B30C1	4.9	U	685149.444	602953.669	-7.422
115-CF-B31C	6.5	U	685155.771	602934.763	-7.649
115-CF-BH8N	14.2		685778.762	601667.899	-2.174
115-CF-BH8S	15.5		685852.340	601746.330	-0.154
115-CF-A30C1	9.8	U	685295.454	603061.737	-6.916
115-CF-C31C	11	U	685003.197	602814.947	-6.89
115-CF-D31C	11	U	684868.774	602713.796	-6.461
115-CF-BH91	9.8		685752.415	601642.926	-2.01
115-CF-BH92	19.9		685748.653	601638.537	-2.501
115-CF-BH93	**34.6**		685744.327	601629.901	-2.579
115-CF-BH94	**21.7**		685734.624	601625.876	-2.556
115-CF-BH95	19.4		685734.960	601617.485	-2.914
115-CF-BH96	**28.7**		685728.498	601614.472	-3.164

Yellow = <240 and >20mg/kg Hexavalent Chromium

Confirmatory Sample ID	Hex Cr (mg/kg)		Northing	Easting	Elevation
115-CF-A32C	10	UJ	685357.622	603038.005	-6.391
115-CF-B32C	11	U	685182.005	602909.119	-7.123
115-CF-BH101	**45.6**		685715.805	601598.201	-5.224
115-CF-BH102	**36.8**		685714.890	601592.572	-5.657
115-CF-BH103	**42.2**		685706.331	601594.916	-5.617
115-CF-BH104	**32.2**		685708.420	601586.393	-5.645
115-CF-BH105	**113**		685700.111	601589.507	-5.563
115-CF-BH106	**26**		685703.605	601580.260	-5.597
115-CF-C32C	11	U	685020.951	602790.745	-6.63
115-CF-D32C	12	U	684885.433	602691.463	-6.978
115-CF-D32CD	12	U	684885.433	602691.463	-6.978
115-CF-A33C	12	U	685341.542	602991.556	-6.802
115-CF-B33C	8.3	U	685198.817	602884.872	-6.964
115-CF-C33C	11	U	685037.345	602768.366	-6.97
115-CF-D33C	13	U	684901.991	602668.710	-7.059
115-CF-BH111	**75.1**		685680.411	601564.681	-5.291
115-CF-BH112	**105**		685675.027	601558.771	-5.533
115-CF-BH113	**68.9**		685670.720	601555.589	-5.696
115-CF-BH114	**83.7**		685666.064	601550.029	-5.646
115-CF-BH115	**39.9**		685660.706	601545.036	-5.718
115-CF-BH116	**61.1**		685655.286	601540.316	-5.477
115-CF-A34C	6.5	U	685356.816	602968.234	-6.805
115-CF-B34C	18	U	685217.263	602863.663	-6.902
115-CF-B34CD	17	U	685217.263	602863.663	-6.902
115-CF-C34C	8.6	U	685054.977	602746.530	-7.01
115-CF-A35C	13	U	685372.014	602944.607	-6.992
115-CF-A36C	14	U	685385.407	602920.241	-6.871
115-CF-D34C	6.9	U	684919.340	602644.590	-6.98
115-CF-B35C	6.1	U	685231.230	602842.332	-6.992
115-CF-B36C	10	U	685248.080	602818.480	-7.1
115-CF-C35C	21	U	685070.647	602722.356	-7.02
115-CF-C36C	8.6	U	685087.559	602700.559	-6.98
115-CF-D35C	14	U	684928.576	602620.502	-6.98
115-CF-D36C	14	U	684945.385	602597.858	-7.01
115-CF-D37C	10	U	684969.564	602577.942	-7.05
115-CF-C37C	12	U	685103.849	602678.190	-7.01
115-CF-B37C	10	U	685264.916	602796.297	-7.152
115-CF-A37C	1.3	U	685403.140	602897.660	-6.36
115-CF-A38C	1.3	U	685418.510	602874.340	-6.77
115-CF-A39C	10	U	685430.587	602849.838	-6.98
115-CF-B38C	11	U	685282.640	602772.470	-7.15
115-CF-B39C	8.7	U	685294.470	602753.700	-7.21
115-CF-D36C1	12	U	684945.385	602597.858	-7.62
115-CF-C38C	9.2	U	685120.31	602654.9	-7.07
115-CF-C39C	11	U	685137.59	602633.61	-6.79
115-CF-D38C	14	U	684986.61	602556.14	-6.94
115-CF-D39C	10	U	685001.68	602532.7	-6.7
115-CF-A40C	13	U	685449.380	602827.460	-7.18

Yellow = <240 and >20mg/kg Hexavalent Chromium

Confirmatory Sample ID	Hex Cr (mg/kg)		Northing	Easting	Elevation
115-CF-A40CD	13	U	685449.380	602827.460	-7.18
115-CF-D41E	11	U	685539.117	602780.804	-7.471
115-CF-D41W	1.3	U	685600.930	602649.971	-7.335
115-CF-E41E	11	U	685503.065	602746.237	-7.023
115-CF-E41W	1.2	U	685588.594	602635.275	-7.315
115-CF-F41E	11	U	685482.919	602730.572	-7.124
115-CF-F41W	1.2	U	685559.255	602631.403	-7.136
115-CF-G41E	14	U	685452.939	602722.239	-7.201
115-CF-G41W	1.3	U	685539.269	602610.013	-7.222
115-CF-D42ER	1.3	U	685669.448	602553.222	-7.215
115-CF-D42WR	1.3	U	685718.026	602459.886	-7.254
115-CF-E42ER	1.3	U	685623.646	602579.890	-7.052
115-CF-E42WR	1.2	U	685651.960	602539.055	-7.156
115-CF-F42E	2.4	U	685632.043	602529.595	-7.148
115-CF-F42W	2.6	U	685719.412	602411.369	-7.16
115-CF-G42E	2.3	U	685607.315	602515.298	-7.243
115-CF-G42W	2.9	U	685696.883	602393.222	-7.247
115-CF-F43C	0.88	U	685834.470	602264.963	-5.213
115-CF-G43C	0.97	U	685815.788	602238.019	-5.245
115-CF-H43C	0.98	U	685799.303	602205.025	-5.213
115-CF-D41W1	13	U	685601.328	602682.379	-8.215
115-CF-F44C1	15.2	J	685957.726	602056.424	-3.215
115-CF-G44C	0.9	U	685913.217	602089.967	-3.225
115-CF-H41W	1.1	U	685420.923	602719.752	-7.215
115-CF-H41E	12	U	685519.511	602587.929	-7.126
115-CF-H44C	1.4		685943.439	602010.233	-3.741
115-CF-H42C	3.2	U	685635.921	602429.571	-7.054
115-CF-H42CD	3.2	U	685635.921	602429.571	-7.054
115-CF-J44C	2	U	685911.002	602006.174	-0.94
115-CF-J41E	14	U	685384.414	602725.438	-6.85
115-CF-J41W	1.2	U	685484.191	602589.539	-7.21
115-CF-J43C	1	U	685779.421	602186.437	-2.49
115-CF-J42C	1	U	685612.726	602413.649	-2.78
115-CF-K41W1	2.4	U	685487.380	602538.789	-7.11
115-CF-K41E1	12	U	685371.732	602696.928	-7.25
115-CF-K41ED1	12	U	685371.732	602696.928	-7.25
115-CF-K43C	2.2	U	685752.414	602172.292	-2.45
115-CF-L43C	1.8	U	685741.370	602139.825	-2.5
115-CF-M43C	2	U	685718.659	602125.560	-2.55
115-CF-K44C	1.9	U	685902.732	601969.616	-2.79
115-CF-L42C	2	U	685559.148	602390.105	-2.69
115-CF-L44C	2	U	685878.285	601954.951	-2.77
115-CF-K42C	2.1	U	685589.005	602399.143	-2.54
115-CF-L41E	11	U	685324.158	602710.457	-6.911
115-CF-L41W	2.4	U	685464.147	602520.148	-6.961
115-CF-M42C	1.1	U	685546.587	602361.459	-2.753
115-CF-M44C	1.4		685851.456	601944.258	-2.435
115-CF-N42C	1.1	U	685521.379	602343.689	-2.832

Yellow = <240 and >20mg/kg Hexavalent Chromium

Confirmatory Sample ID	Hex Cr (mg/kg)		Northing	Easting	Elevation
115-CF-N43C	1	U	685688.521	602120.592	-2.367
115-CF-M41E	10	U	685306.462	602688.603	-6.917
115-CF-M41W	1.3	U	685436.007	602511.507	-6.408
115-CF-N44C	1.2	U	685837.271	601917.973	-2.544
115-CF-N41E	10	U	685275.331	602682.016	-6.96
115-CF-N41W	1.3	U	685414.983	602490.059	-6.48
115-CF-P43C	1.1	U	685668.133	602100.735	-2.26
115-CF-P42C	1.1	U	685500.320	602326.999	-3.97
115-CF-P44C	5.3		685816.666	601896.530	-3.24
115-CF-Q42C	2.5	U	685471.644	602323.943	-3.81
115-CF-Q43C	2.1	U	685638.039	602094.139	-2.77
115-CF-Q44C	5.4		685789.561	601883.721	-3.37
115-CF-R44C	1.9	U	685770.738	601866.392	-3.22
115-CF-P41E	12	U	685255.217	602663.174	-7.02
115-CF-P41W	2.6	U	685383.213	602486.866	-6.71
115-CF-Q41E	12	U	685239.999	602636.239	-7.17
115-CF-Q41W	1.2	U	385371.109	602456.441	-7.4
115-CF-R42C	1.1	U	685465.452	602290.526	-5.74
115-CF-R43C	1.1	U	685628.104	602061.351	-3.76
115-CF-S44C	1	U	685741.817	601856.980	-4.53
115-CF-R41E	9	U	685218.494	602620.272	-7.11
115-CF-R41W	1.3	U	685349.604	602441.862	-7.36
115-CF-S41E	13	U	685205.802	602590.327	-6.98
115-CF-S41W	1.4	U	685324.734	602429.043	-7.53
115-CF-S42C	12		685437.821	602273.511	-7.17
115-CF-S43C	1	U	685596.768	602054.091	-3.77
115-CF-T44C	1.6		685720.368	601841.003	-4.67
115-CF-T42C	1.4	U	685412.737	602262.583	-7.4
115-CF-T43C	1	U	685576.803	602038.871	-4.62
115-CF-U44C	1	U	685709.174	601808.660	-4.74
115-CF-T41E	12	U	685168.650	602593.843	-6.99
115-CF-T41W	1.3	U	685308.925	602398.282	-6.89
115-CF-U43C	0.98	U	685559.323	602022.519	-5.33
115-CF-U41E1	12	UJ	685146.259	602575.254	-7.01
115-CF-U41W	1.3	UJ	685288.037	602380.402	-6.95
115-CF-U42C	6.4		685387.938	602244.872	-7.31
115-CF-V43C	1.4		685530.272	602007.618	-6.775
115-CF-V44C	3.9		685685.611	601794.534	-5.459
115-CF-BH12E	**75.9**		685645.233	601542.216	-7
115-CF-BH12W	**53.8**		685659.174	601526.869	-7
115-CF-V41E	11	U	685126.123	602557.019	-6.86
115-CF-V41W	1.2	U	685256.526	602380.587	-6.542
115-CF-V42C	2.5	U	685370.760	602227.123	-7.665
115-CF-W44W2	1.4		685693.016	601733.647	-6.297
115-CF-W44E	2	U	685626.306	601805.810	-4.822
115-CF-AA44W	9.5	J	685613.838	601654.660	-5.262
115-CF-X44W1	3.7		685678.771	601712.361	-6.13

Yellow = <240 and >20mg/kg Hexavalent Chromium

Confirmatory Sample ID	Hex Cr (mg/kg)		Northing	Easting	Elevation
115-CF-Y44W2	2.4	U	685650.147	601699.076	-8.89
115-CF-Z44W2	2.3	U	685629.393	601681.172	-8.26
115-CF-AB44W1	1	U	685586.454	601641.425	-5.35
115-CF-X44E	3.1	U	685605.774	601808.327	-4.61
115-CF-AA43W	1	U	685464.327	601858.147	-5.82
115-CF-AB43W	0.96	U	685437.408	601845.962	-6.33
115-CF-AB43WD	1	U	685437.408	601845.962	-6.33
115-CF-W43W	0.95	U	685551.279	601931.912	-6.86
115-CF-X43W	2.2		685526.589	601916.156	-6.61
115-CF-Y43W	0.96	U	685507.266	601893.956	-4.45
115-CF-Z43W	1	U	685492.953	601867.457	-4.35
115-CF-Y44E	2.5	U	685585..023	601793.611	-3.06
115-CF-Z44E	3.2	U	685559.260	601777.855	-2.95
115-CF-AA43E	1.1	U	685368.988	601984.578	-2.8
115-CF-AA44E	1	U	685536.359	601764.248	-3.45
115-CF-AB43E	1.1	U	685350.023	601967.032	-2.87
115-CF-W43E	4.8		685464.171	602049.033	-7.71
115-CF-X43E	0.99	U	685441.269	602032.919	-4.81
115-CF-Y43E	1.1	U	685420.515	602013.582	-2.28
115-CF-Y43ED	1.3	U	685420.515	602013.582	-2.28
115-CF-AB44E	1.1	U	685513.458	601740.256	-4.65
115-CF-Y42W	2	U	685336.303	602125.951	-3.75
115-CF-Z42W	2.1	U	685318.501	602105.663	-4.49
115-CF-AA42W	2	U	685296.248	602090.322	-3.97
115-CF-AB42W	2	U	685271.523	602072.012	-3.76
115-CF-Z43E1	2.1	U	685395.826	601999.259	-2.87
115-CF-W43E1	8.3	J	685464.171	602049.033	-8.21
115-CF-W42W	2.5	U	685389.214	602148.715	-8.42
115-CF-X42W	2	U	685360.533	602139.808	-4.17
115-CF-V42C1	1.3	U	685370.760	602227.123	-8.01
115-CF-V41E1	14	UJ	685126.123	602557.019	-7.49
115-CF-V41W1	2.3	U	685256.526	602380.587	-6.99
115-CF-Y42E	1.1	UJ	685250.753	602243.233	-4.47
115-CF-Z42E	1.1	UJ	685228.501	602224.923	-4.00
115-CF-AA42E	1.1	UJ	685209.215	602208.098	-5.15
115-CF-AB42E	1.1	UJ	685190.919	602182.860	-4.82
115-CF-W42E	15.1	J	685297.237	602277.873	-7.41
115-CF-X42E	0.99	U	685271.523	602258.079	-3.78
115-CF-W41E	12	U	685123.302	602514.047	-6.93
115-CF-W41W	1.3	U	685228.173	602369.368	-6.82
115-CF-X41E	13	U	685097.840	602501.955	-6.64
115-CF-X41W	1.3	U	685206.163	602353.389	-3.30
115-CF-Y41E	14	U	685066.335	602495.909	-6.72
115-CF-Y41W	1.3	U	685181.564	602340.000	-3.10
115-CF-Y41ED	14	U	685066.335	602495.909	-6.72
115-CF-Y41WD	1.3	U	685181.564	602340.000	-3.10
115-CF-Z41E	11	U	685045.620	602479.929	-6.56
115-CF-Z41W	7.3		685159.554	602326.180	-3.03

Yellow = <240 and >20mg/kg Hexavalent Chromium

Confirmatory Sample ID	Hex Cr (mg/kg)		Northing	Easting	Elevation
115-CF-Z41ED	11	U	685045.620	602479.929	-6.56
115-CF-Z41WD	3	U	685159.554	602326.180	-3.03
115-CF-AA41E	10	U	685017.568	602466.109	-6.14
115-CF-AA41W	2.6	U	685136.249	602307.178	-3.08
115-CF-AB41E	11	U	684996.421	602448.834	-6.39
115-CF-AB41W	2.9	U	685110.787	602292.494	-3.49

Subgrade samples taken at the edge of the wall, where sheet piling had been removed and trapped COPR material was scraped off the wall face, to ensure that the removal activity and subsequent subgrade scraping to remove the fallen debris. These CF samples were named according to their wall station location. For example, 115-CF-STAS0805 was sampled at the bottom of the hole, near the wall at station S 08+05.

Confirmatory Sample ID	Validated Results Hex Cr (mg/kg)	
115-WC-E071	4	J
115-WC-E131	7	J
115-WC-E064A	3.4	J
115-WC-E161	12.3	J
115-WC-E221	13.3	
115-WC-E240	10.1	
115-WC-E397	2.4	J
115-WC-E443	1.3	UJ
115-WC-E580	1.3	UJ
115-WC-E101B	15.1	J
115-WC-191A	**47.4**	J
115-WC-N1910	6.7	J
115-WC-S0175	1.4	U
115-WC-S0205	1.4	U
115-WC-S0240	4	
115-WC-S0274	6.4	J
115-WC-S0330	2	UJ
115-WC-S0305	1.6	UJ
115-WC-N1950	1.4	J
115-WC-N1980	14.3	J
115-WC-N2010	1.6	J
115-WC-S0360	5.8	
115-WC-S0390	1.6	UJ
115-WC-S0420	1.7	
115-WC-S0450	2.8	
115-WC-N1870	1.3	UJ
115-WC-N1840	2	J
115-WC-N1810	7.7	J
115-WC-N1780	1.4	U
115-WC-N1750	15.3	
115-WC-S0475	4.8	
115-WC-N1720	6.8	J
115-WC-N1690	9.4	J
115-WC-S5040	8.3	
115-WC-S0510	7.3	J
115-WC-S0510D	8.1	J
115-WC-N1600	6.8	
115-WC-N1600D	5.7	
115-WC-N1630-1	14.5	

Yellow = <240 and >20mg/kg Hexavalent Chromium

Confirmatory Sample ID	Validated Results Hex Cr (mg/kg)	
115-WC-N1660	17.7	
115-WC-S0595	5.3	J
115-WC-S0625	4	J
115-WC-S0655	1.4	U
115-WC-S0685	3.3	J
115-WC-S0655	1.4	U
115-WC-S0685	3.3	J
115-WC-N1570	6.5	J
115-WC-N1540	18	J
115-WC-N1510	6.8	J
115-WC-S0715	4.2	J
115-WC-N1480	**25.2**	
115-WC-N1450	5.2	J
115-WC-S0745	8.6	J
115-WC-N1420	11.2	
115-WC-N1420D	18.3	
115-WC-S0775-1	3.7	
115-WC-S0805	2.2	
115-WC-S0835	1.2	U
115-WC-N13903	**27.4**	
115-WC-N1300	7	
115-WC-N1330	2.2	
115-WC-N1360	17.5	
115-WC-N1270	6.6	
115-WC-N1210	12	
115-WC-N1240	6.1	
115-WC-S0865	2.1	
115-WC-S0895	5.6	J
115-WC-S0925	3.4	J
115-WC-S0955	1.6	J
115-WC-S0985	1.4	
115-WC-S1015	1.2	U
115-WC-S1045	1.3	U
115-WC-S1075	9.6	J
115-WC-N11801	7.6	
115-WC-N11501	10	
115-WC-N11201	**25.5**	
115-WC-N10901	**28.9**	
115-WC-N10901	**28.9**	
115-WC-N1060	**50.8**	J
115-WC-N1030	11.1	J
115-WC-N1000	5.7	
115-WC-N0970	**47.4**	
115-WC-N0940	4.1	J
115-WC-N0910	1.4	J
115-WC-N0880	3.3	
115-WC-N0850	9.8	

Yellow = <240 and >20mg/kg Hexavalent Chromium

Confirmatory Sample ID	Validated Results Hex Cr (mg/kg)	
115-WC-N0820	3.9	J
115-WC-N0680	2.6	
115-WC-N0400	1.3	U
115-WC-N0180	1.4	
115-WC-S1828	2.4	U
115-WC-S2108	2	U
115-WC-S1550	1.4	U
115-WC-S1550D	1.3	U
115-WC-S1230	5.1	J
115-WC-S1230D	2.4	J
115-CF-STAS0805	6.9	U
115-CF-STAN1360	1.2	U
115-CF-STAN1300	1.1	U
115-CF-STAS0983	0.99	U
115-CF-STA131	4.3	U
115-CF-STA071A	9.6	U
115-CF-STA191	1	U
115-CF-STA240	10	U
115-CF-STA400	17	U
115-CF-STA443	12	U
115-CF-STA580	1	U
115-CF-STAS0175	6.7	U
115-CF-STAS0235	15	U
115-CF-STAS0175D	6.3	U
115-CF-STAN1775	11	U
115-CF-STAN1825	13	U
115-CF-STAS0425	16	U
115-CF-STAS1640	12	U
115-CF-STAS0635	5.9	U
115-CF-STAN1240	0.95	U
115-CF-STAS0865	12	U
115-CF-STAS0925	13	U
115-CF-STAS0975	12	U
115-CF-STAN1120	1.5	U
115-CF-STAN1180	0.9	U
115-CF-STAN1550	0.95	UJ
115-CF-STAS0745	8.5	U
115-CF-STAN1450	0.93	U
115-CF-STAN1420	1.2	U
115-CF-STAN1240	0.95	U
115-CF-STAS0865	12	U
115-CF-STAS0925	13	U
115-CF-STAS0975	12	U
115-CF-STAN1120	1.5	U
115-CF-STAN1180	0.9	U

Yellow = <240 and >20mg/kg Hexavalent Chromium

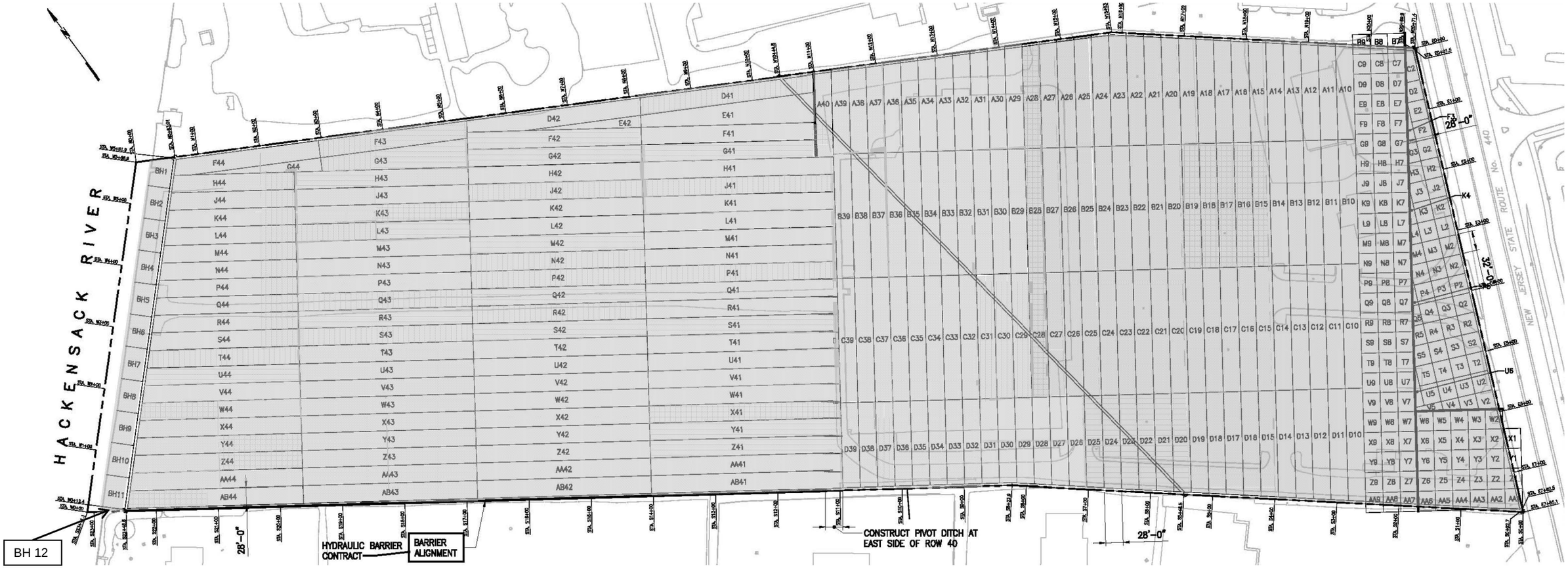

GRAPHIC SCALE

80' 40' 0 80' 160'

LEGEND

- Not Excavated
- Under Excavation
- Bottom Testing in Progress
- Bottom Tested Less Than 20ppm Cr^{+6}
- Bridging Fill in Place
- Finished Grade

STUDY AREA 7

JERSEY CITY **NEW JERSEY**

Honeywell

EMS ENGINEERING DEPARTMENT
101 COLUMBIA RD. BOX 2105
MORRISTOWN, NJ 07962

FILE NO. _____

THIS DRAWING, THE PROPERTY OF HONEYWELL, IS FURNISHED SUBJECT TO RETURN ON DEMAND AND THE CONDITION THAT THE INFORMATION AND TECHNOLOGY EMBODIED HEREIN SHALL NOT BE DISCLOSED OR USED AND THE DRAWING SHALL NOT BE REPRODUCED OR COPIED IN WHOLE OR IN PART EXCEPT AS PREVIOUSLY AUTHORIZED IN WRITING. ANY PERSON WHO MAY RECEIVE OR OBSERVE THIS DESIGN WILL BE HELD STRICTLY LIABLE FOR ANY VIOLATION WHETHER WILLFUL OR NEGLIGENT.

MUESER RUTLEDGE CONSULTING ENGINEERS
14 PENN PLAZA – 225 W. 34TH STREET, NEW YORK, NY 10122

SCALE: GRAPHIC

10210

DRAWING NO.

Cont. 6 – Excavation and Backfill Progress Summary End of January 11th, 2010

Appendix D-4: Field Density Test Summary Log

LIFT NO.	TEST I.D.	DATE	LOCATION			FIELD DRY DENSITY (PCF)	FIELD MOISTURE CONTENT (%)	PROCTOR MAXIMUM DRY DENSITY (PCF)	OPTIMUM MOISTURE CONTENT (%)	PERCENT COMPACTION	PROCTOR NOTES
			NORTHING	EASTING	ELEV. (FT)						
1	01 SAND 01	8/7/2006	684344.78	603294.27	2.0	118.0	6.2	115.0	10.5	102.6	Proctor result from sample collected 8/7/06 at density test location 01 SAND 1.
1	01 SAND 33	8/7/2006	684931.42	603587.11	2.2	118.0	4.8	118.8	9.4	99.3	Proctor result from sample collected 8/7/06 at density test location 01 SAND 33.
1	01 SAND 34	8/7/2006	684806.28	603523.85	3.4	120.0	4.6	122.0	10.5	98.4	Quinton pit running average Proctor value to date - 122.0 PCF.
1	01 SAND 35	8/7/2006	684690.40	603476.55	2.8	120.4	7.7	122.0	10.5	98.7	Quinton pit running average Proctor value to date - 122.0 PCF.
1	01 SAND 36	8/7/2006	684570.90	603420.29	2.3	120.8	7.1	122.0	10.5	99.0	Quinton pit running average Proctor value to date - 122.0 PCF.
1	01 SAND 37	8/7/2006	684444.88	603361.88	2.2	120.6	7.2	122.0	10.5	98.9	Quinton pit running average Proctor value to date - 122.0 PCF.
2	02 SAND 01	9/20/2006	684344.78	603294.27	3.0	123.6	8.1	125.0	8.7	98.9	Stavola pit Proctor results corresponding to first 5000 cubic yard stockpile.
2	02 SAND 33	9/20/2006	684931.42	603587.11	3.1	122.6	7.2	125.0	8.7	98.1	Stavola pit Proctor results corresponding to first 5000 cubic yard stockpile.
2	02 SAND 34	9/20/2006	684806.28	603523.85	4.1	123.2	8.1	125.0	8.7	98.6	Stavola pit Proctor results corresponding to first 5000 cubic yard stockpile.
2	02 SAND 35	9/20/2006	684690.40	603476.55	3.7	123.1	7.6	125.0	8.7	98.5	Stavola pit Proctor results corresponding to first 5000 cubic yard stockpile.
2	02 SAND 36	9/20/2006	684570.90	603420.29	3.5	122.9	7.7	125.0	8.7	98.3	Stavola pit Proctor results corresponding to first 5000 cubic yard stockpile.
2	02 SAND 37	9/20/2006	684444.88	603361.88	3.4	123.4	7.1	125.0	8.7	98.7	Stavola pit Proctor results corresponding to first 5000 cubic yard stockpile.
1	01 CLAY 05	9/20/2006	684505.44	603421.34	4.2	97.0	18.4	103.8	17.6	93.4	Almasi Raritan Center pit Proctor corresponding to 1st 5000 cubic yard pile.
2	02 CLAY 05	9/28/2006	684505.44	603421.34	5.3	95.1	18.9	103.8	17.6	92.3	Almasi Raritan Center pit Proctor corresponding to 1st 5000 cubic yard pile.
3	03 SAND 34	9/28/2006	684806.28	603523.85	5.0	123.7	7.6	125.0	8.7	98.9	Stavola pit Proctor results corresponding to first 5000 cubic yard stockpile.
3	03 SAND 35	9/28/2006	684690.40	603476.55	4.9	122.9	7.0	125.0	8.7	98.2	Stavola pit Proctor results corresponding to first 5000 cubic yard stockpile.
3	03 SAND 36	9/28/2006	684570.90	603420.29	4.6	123.2	7.2	125.0	8.7	98.5	Stavola pit Proctor results corresponding to first 5000 cubic yard stockpile.
3	03 SAND 37	9/28/2006	684444.88	603361.88	4.1	123.0	6.2	125.0	8.7	98.4	Stavola pit Proctor results corresponding to first 5000 cubic yard stockpile.
4	04 SAND 34	10/3/2006	684806.28	603523.85	5.9	123.8	7.0	125.0	8.7	99.0	Stavola pit Proctor results corresponding to first 5000 cubic yard stockpile.
4	04 SAND 35	10/3/2006	684690.40	603476.55	5.9	122.5	6.1	125.0	8.7	98.0	Stavola pit Proctor results corresponding to first 5000 cubic yard stockpile.
4	04 SAND 36	10/3/2006	684570.90	603420.29	5.6	123.8	6.0	125.0	8.7	99.0	Stavola pit Proctor results corresponding to first 5000 cubic yard stockpile.
4	04 SAND 37	10/3/2006	684444.88	603361.88	5.0	122.9	5.8	125.0	8.7	98.3	Stavola pit Proctor results corresponding to first 5000 cubic yard stockpile.
1	01 CLAY 10	10/3/2006	684357.15	603236.59	3.5	98.6	18.4	103.8	17.6	95.0	Almasi Raritan Center pit Proctor corresponding to 1st 5000 cubic yard pile.
3	03 CLAY 05	10/3/2006	684505.44	603421.34	6.2	96.0	18.1	103.8	17.6	92.5	Almasi Raritan Center pit Proctor corresponding to 1st 5000 cubic yard pile.
3	03 SAND 33	10/5/2006	684931.42	603587.11	4.1	122.5	6.3	125.0	8.7	98.0	Stavola pit Proctor results corresponding to first 5000 cubic yard stockpile.
5	05 SAND 34	10/5/2006	684806.28	603523.85	6.6	122.6	8.3	125.0	8.7	98.1	Stavola pit Proctor results corresponding to first 5000 cubic yard stockpile.
5	05 SAND 35	10/5/2006	684690.40	603476.55	6.4	122.8	7.5	125.0	8.7	98.2	Stavola pit Proctor results corresponding to first 5000 cubic yard stockpile.
5	05 SAND 36	10/5/2006	684570.90	603420.29	6.4	123.3	8.1	125.0	8.7	98.6	Stavola pit Proctor results corresponding to first 5000 cubic yard stockpile.
5	05 SAND 37	10/5/2006	684444.88	603361.88	6.0	122.5	6.1	125.0	8.7	98.0	Stavola pit Proctor results corresponding to first 5000 cubic yard stockpile.
4	04 SAND 33	10/5/2006	684931.42	603587.11	5.2	123.0	6.4	125.0	8.7	98.4	Stavola pit Proctor results corresponding to first 5000 cubic yard stockpile.
4	04 CLAY 05	10/5/2006	684505.44	603421.34	7.1	97.8	21.8	105.7	20.3	92.5	Almasi Raritan Center pit Proctor.
5	05 SAND 33	10/16/2006	684931.42	603587.11	6.4	120.3	5.7	122.75	8.7	98.0	Stavola pit Proctor results -average of 1st and 2nd 5000 cubic yard stockpiles.
6	06 SAND 34	10/16/2006	684806.28	603523.85	7.9	120.6	5.9	122.75	8.7	98.2	Stavola pit Proctor results -average of 1st and 2nd 5000 cubic yard stockpiles.
6	06 SAND 35	10/16/2006	684690.40	603476.55	7.6	122.3	7.6	122.75	8.7	99.6	Stavola pit Proctor results -average of 1st and 2nd 5000 cubic yard stockpiles.
6	06 SAND 36	10/16/2006	684570.90	603420.29	7.6	120.3	6.0	122.75	8.7	98.0	Stavola pit Proctor results -average of 1st and 2nd 5000 cubic yard stockpiles.
6	06 SAND 37	10/16/2006	684444.88	603361.88	7.1	120.7	5.4	122.75	8.7	98.3	Stavola pit Proctor results -average of 1st and 2nd 5000 cubic yard stockpiles.
5	05 CLAY 05	10/16/2006	684505.44	603421.34	8.2	95.3	19.9	105.7	20.3	90.1	Almasi Raritan Center pit Proctor.
2	02 CLAY 10	10/16/2006	684357.15	603236.59	4.5	94.0	21.4	105.7	20.3	88.9	Almasi Raritan Center pit Proctor.
6	06 SAND 33	10/20/2006	684931.42	603587.11	7.7	120.7	8.1	122.75	8.5	98.3	Stavola pit Proctor results -average of 1st and 2nd 5000 cubic yard stockpiles.
7	07 SAND 34	10/20/2006	684806.28	603523.85	8.8	121.6	9.0	122.75	8.5	99.1	Stavola pit Proctor results -average of 1st and 2nd 5000 cubic yard stockpiles.
7	07 SAND 35	10/20/2006	684690.40	603476.55	8.8	120.4	8.9	122.75	8.5	98.1	Stavola pit Proctor results -average of 1st and 2nd 5000 cubic yard stockpiles.
7	07 SAND 36	10/20/2006	684570.90	603420.29	8.1	121.1	8.1	122.75	8.5	98.6	Stavola pit Proctor results -average of 1st and 2nd 5000 cubic yard stockpiles.
7	07 SAND 37	10/20/2006	684444.88	603361.88	7.9	120.8	9.2	122.75	8.5	98.4	Stavola pit Proctor results -average of 1st and 2nd 5000 cubic yard stockpiles.
3	03 SAND 01	10/20/2006	684357.15	603236.59	4.0	120.3	9.1	122.75	8.5	98.0	Stavola pit Proctor results -average of 1st and 2nd 5000 cubic yard stockpiles.
7	07 SAND 33	10/26/2006	684931.42	603587.11	8.7	121.4	6.1	122.75	8.5	98.9	Stavola pit Proctor results -average of 1st and 2nd 5000 cubic yard stockpiles.
8	08 SAND 34	10/26/2006	684806.28	603523.85	10.2	120.7	6.4	122.75	8.5	98.3	Stavola pit Proctor results -average of 1st and 2nd 5000 cubic yard stockpiles.
8	08 SAND 35	10/26/2006	684690.40	603476.55	9.9	120.4	6.4	122.75	8.5	98.1	Stavola pit Proctor results -average of 1st and 2nd 5000 cubic yard stockpiles.
8	08 SAND 36	10/26/2006	684570.90	603420.29	9.2	120.5	6.0	122.75	8.5	98.2	Stavola pit Proctor results -average of 1st and 2nd 5000 cubic yard stockpiles.
8	08 SAND 37	10/26/2006	684444.88	603361.88	8.6	120.9	6.8	122.75	8.5	98.5	Stavola pit Proctor results -average of 1st and 2nd 5000 cubic yard stockpiles.

4	04 SAND 01	10/26/2006	684357.15	603236.59	4.8	114.1	6.8	116.1	10.0	98.3	Quinton pit Proctor results - ave. of Proctor nos. 5 - 14 shown on Proctor Summary Log.
1	01 SAND 38	10/26/2006	684585.78	603281.10	1.4	113.8	7.4	116.1	10.0	98.0	Quinton pit Proctor results - ave. of Proctor nos. 5 - 14 shown on Proctor Summary Log.
1	01 SAND 68	10/26/2006	684707.74	603337.41	1.7	114.6	6.4	116.1	10.0	98.7	Quinton pit Proctor results - ave. of Proctor nos. 5 - 14 shown on Proctor Summary Log.
1	01 SAND 67	10/26/2006	684829.70	603393.71	2.0	114.7	6.0	116.1	10.0	98.8	Quinton pit Proctor results - ave. of Proctor nos. 5 - 14 shown on Proctor Summary Log.
6	06 CLAY 05	10/26/2006	684505.44	603421.34	9.2	93.0	21.1	105.7	20.3	88.0	Almasi Raritan Center pit Proctor.
6	07 CLAY 05	10/26/2006	684505.44	603421.34	10.3	95.1	19.9	105.7	20.3	90.0	Almasi Raritan Center pit Proctor.
8	08 SAND 33	11/1/2006	684931.42	603587.11	9.7	114.3	12.1	116.1	10.0	98.4	Quinton pit Proctor results - ave. of Proctor nos. 5 - 14 shown on Proctor Summary Log.
9	09 SAND 34	11/1/2006	684806.28	603523.85	11.4	114.5	11.9	116.1	10.0	98.6	Quinton pit Proctor results - ave. of Proctor nos. 5 - 14 shown on Proctor Summary Log.
9	09 SAND 35	11/1/2006	684690.40	603476.55	10.9	113.9	10.9	116.1	10.0	98.1	Quinton pit Proctor results - ave. of Proctor nos. 5 - 14 shown on Proctor Summary Log.
9	09 SAND 36	11/1/2006	684570.90	603420.29	10.2	114.0	11.5	116.1	10.0	98.2	Quinton pit Proctor results - ave. of Proctor nos. 5 - 14 shown on Proctor Summary Log.
9	09 SAND 37	11/1/2006	684444.88	603361.88	9.5	114.4	8.9	116.1	10.0	98.5	Quinton pit Proctor results - ave. of Proctor nos. 5 - 14 shown on Proctor Summary Log.
8	08 CLAY 05	11/1/2006	684505.44	603421.34	10.6	94.3	21.3	105.7	20.3	89.2	Almasi Raritan Center pit Proctor.
9	09 SAND 33	11/16/2006	684931.42	603587.11	11.0	115.4	12.9	116.1	10.0	99.4	Quinton pit Proctor results - ave. of Proctor nos. 5 - 14 shown on Proctor Summary Log.
10	10 SAND 34	11/16/2006	684806.28	603523.85	12.4	115.8	11.0	116.1	10.0	99.7	Quinton pit Proctor results - ave. of Proctor nos. 5 - 14 shown on Proctor Summary Log.
10	10 SAND 35	11/16/2006	684690.40	603476.55	12.2	113.5	11.8	116.1	10.0	98.0	Quinton pit Proctor results - ave. of Proctor nos. 5 - 14 shown on Proctor Summary Log.
10	10 SAND 36	11/16/2006	684570.90	603420.29	11.0	116.1	10.5	116.1	10.0	100.0	Quinton pit Proctor results - ave. of Proctor nos. 5 - 14 shown on Proctor Summary Log.
10	10 SAND 37	11/16/2006	684444.88	603361.88	10.0	114.9	12.3	116.1	10.0	99.0	Quinton pit Proctor results - ave. of Proctor nos. 5 - 14 shown on Proctor Summary Log.
1	01 SAND 02	11/16/2006	684497.43	603153.32	1.4	114.4	11.2	116.1	10.0	98.5	Quinton pit Proctor results - ave. of Proctor nos. 5 - 14 shown on Proctor Summary Log.
2	02 SAND 38	11/16/2006	684585.78	603281.10	2.8	115.5	11.1	116.1	10.0	99.5	Quinton pit Proctor results - ave. of Proctor nos. 5 - 14 shown on Proctor Summary Log.
2	02 SAND 67	11/16/2006	684829.70	603393.71	2.9	122.4	7.0	123.5	8.1	99.1	Stavola pit Proctor results - ave. of Proctor nos. 1 - 3 shown on Proctor Summary Log.
2	02 SAND 68	11/16/2006	684707.74	603337.41	3.0	121.3	10.1	123.5	8.1	98.2	Stavola pit Proctor results - ave. of Proctor nos. 1 - 3 shown on Proctor Summary Log.
3	03 SAND 67	12/1/2006	684829.70	603393.71	3.8	125.1	9.0	125.4	8.5	99.0	Stavola pit Proctor results - ave. of Proctor nos. 1 - 6 shown on Proctor Summary Log.
3	03 SAND 68	12/1/2006	684707.74	603337.41	3.8	123.9	8.3	125.4	8.5	99.0	Stavola pit Proctor results - ave. of Proctor nos. 1 - 6 shown on Proctor Summary Log.
3	03 SAND 38	12/1/2006	684585.78	603281.10	3.7	122.6	8.5	125.4	8.5	98.0	Stavola pit Proctor results - ave. of Proctor nos. 1 - 6 shown on Proctor Summary Log.
4	04 SAND 68	12/6/2006	684707.74	603337.41	5.0	122.8	9.5	125.4	8.5	98.2	Stavola pit Proctor results - ave. of Proctor nos. 1 - 6 shown on Proctor Summary Log.
4	04 SAND 67	12/6/2006	684829.70	603393.71	4.6	122.6	9.5	125.4	8.5	98.1	Stavola pit Proctor results - ave. of Proctor nos. 1 - 6 shown on Proctor Summary Log.
2	02 SAND 02	12/7/2006	684497.43	603153.32	2.7	123.0	10.0	125.4	8.5	98.1	Stavola pit Proctor results - ave. of Proctor nos. 1 - 6 shown on Proctor Summary Log.
3	03 SAND 02	12/7/2006	684497.43	603153.32	3.8	122.9	10.1	125.4	8.5	98.0	Stavola pit Proctor results - ave. of Proctor nos. 1 - 6 shown on Proctor Summary Log.
5	05 SAND 01	12/7/2006	684357.15	603236.59	5.7	113.6	9.9	116.1	10.0	98.0	Quinton pit Proctor results - ave. of Proctor nos. 5 - 14 shown on Proctor Summary Log.
5	05 SAND 68	12/12/2006	684707.74	603337.41	5.7	124.9	6.6	125.4	8.5	99.6	Stavola pit Proctor results - ave. of Proctor nos. 1 - 6 shown on Proctor Summary Log.
4	04 SAND 38	12/12/2006	684585.78	603281.10	5.0	123.7	6.0	125.4	8.5	98.6	Stavola pit Proctor results - ave. of Proctor nos. 1 - 6 shown on Proctor Summary Log.
5	05 SAND 38	12/12/2006	684585.78	603281.10	6.1	122.8	6.5	125.4	8.5	98.0	Stavola pit Proctor results - ave. of Proctor nos. 1 - 6 shown on Proctor Summary Log.
6	06 SAND 68	12/14/2006	684707.74	603337.41	6.2	125.4	9.5	125.4	8.5	99.4	Stavola pit Proctor results - ave. of Proctor nos. 1 - 6 shown on Proctor Summary Log.
5	05 SAND 67	12/14/2006	684829.70	603393.71	5.7	124.3	9.2	125.4	8.5	99.1	Stavola pit Proctor results - ave. of Proctor nos. 1 - 6 shown on Proctor Summary Log.
6	06 SAND 38	12/14/2006	684585.78	603281.10	7.2	122.8	10.1	125.4	8.5	98.0	Stavola pit Proctor results - ave. of Proctor nos. 1 - 6 shown on Proctor Summary Log.
6	06 SAND 67	12/19/2006	684829.70	603393.71	6.7	123.8	9.3	124.5	8.7	99.4	Stavola pit Proctor results - ave. of Proctor nos. 1 - 8 shown on Proctor Summary Log.
7	07 SAND 68	12/19/2006	684707.74	603337.41	7.2	122.1	6.9	124.5	8.7	98.1	Stavola pit Proctor results - ave. of Proctor nos. 1 - 8 shown on Proctor Summary Log.
7	07 SAND 38	12/19/2006	684585.78	603281.10	8.0	121.7	6.2	124.5	8.7	98.0	Stavola pit Proctor results - ave. of Proctor nos. 1 - 8 shown on Proctor Summary Log.
4	04 SAND 02	12/19/2006	684497.43	603153.32	4.6	122.3	7.9	124.5	8.7	98.2	Stavola pit Proctor results - ave. of Proctor nos. 1 - 8 shown on Proctor Summary Log.
1	01 SAND 69	12/19/2006	684720.70	603233.20	1.0	124.0	6.2	124.5	8.7	99.6	Stavola pit Proctor results - ave. of Proctor nos. 1 - 8 shown on Proctor Summary Log.
1	01 SAND 92	12/19/2006	684842.30	603289.40	1.0	122.0	6.3	124.5	8.7	98.0	Stavola pit Proctor results - ave. of Proctor nos. 1 - 8 shown on Proctor Summary Log.
1	01 CLAY 06	12/19/2006	685021.00	603532.50	1.6	90.7	25.1	105.2	18.9	86.2	Almasi Raritan Center pit Proctor results - average of Proctor nos. 1 -3 shown on Log.
2	02 CLAY 06	12/21/2006	685021.00	603532.50	2.4	92.4	25.0	105.2	18.9	87.8	Almasi Raritan Center pit Proctor results - average of Proctor nos. 1 -3 shown on Log.
1	01 CLAY 04	12/21/2006	684504.60	603051.80	0.6	93.2	26.0	105.2	18.9	88.6	Almasi Raritan Center pit Proctor results - average of Proctor nos. 1 -3 shown on Log.
7	07 SAND 67	12/28/2006	684829.70	603393.71	7.5	122.5	5.9	124.4	9.0	98.5	Stavola pit Proctor results - ave. of Proctor nos. 1 - 9 shown on Proctor Summary Log.
8	08 SAND 67	12/28/2006	684829.70	603393.71	8.7	122.3	6.2	124.4	9.0	98.3	Stavola pit Proctor results - ave. of Proctor nos. 1 - 9 shown on Proctor Summary Log.
8	08 SAND 68	12/28/2006	684707.74	603337.41	8.4	122.0	5.7	124.4	9.0	98.1	Stavola pit Proctor results - ave. of Proctor nos. 1 - 9 shown on Proctor Summary Log.
9	09 SAND 68	12/28/2006	684707.74	603337.41	9.7	122.6	7.1	124.4	9.0	98.6	Stavola pit Proctor results - ave. of Proctor nos. 1 - 9 shown on Proctor Summary Log.
8	08 SAND 38	12/28/2006	684585.78	603281.10	8.8	121.9	6.4	124.4	9.0	98.0	Stavola pit Proctor results - ave. of Proctor nos. 1 - 9 shown on Proctor Summary Log.
9	09 SAND 38	12/28/2006	684585.78	603281.10	9.6	122.0	7.0	124.4	9.0	98.1	Stavola pit Proctor results - ave. of Proctor nos. 1 - 9 shown on Proctor Summary Log.
6	06 SAND 01	12/28/2006	684357.15	603236.59	6.8	122.0	6.8	124.4	9.0	98.1	Stavola pit Proctor results - ave. of Proctor nos. 1 - 9 shown on Proctor Summary Log.
1	01 SAND 03	12/28/2006	684585.50	603051.60	-0.4	123.0	5.9	124.4	9.0	98.9	Stavola pit Proctor results - ave. of Proctor nos. 1 - 9 shown on Proctor Summary Log.

1	01 SAND 39	12/28/2006	684591.70	603197.20	0.5	122.8	7.3	124.4	9.0	98.7	Stavola pit Proctor results - ave. of Proctor nos. 1 - 9 shown on Proctor Summary Log.
3	03 CLAY 06	12/28/2006	685021.00	603532.50	3.4	91.5	22.1	105.2	18.9	87.0	Almasi Raritan Center pit Proctor results - average of Proctor nos. 1 -3 shown on Log.
4	04 CLAY 06	12/28/2006	685021.00	603532.50	4.5	90.5	23.5	105.2	18.9	86.0	Almasi Raritan Center pit Proctor results - average of Proctor nos. 1 -3 shown on Log.
3	03 CLAY 10	12/29/2006	684357.15	603236.59	5.6	92.6	26.1	105.2	18.9	88.0	Almasi Raritan Center pit Proctor results - average of Proctor nos. 1 -3 shown on Log.
4	04 CLAY 10	12/29/2006	684357.15	603236.59	6.5	90.6	25.0	105.2	18.9	86.1	Almasi Raritan Center pit Proctor results - average of Proctor nos. 1 -3 shown on Log.
5	05 CLAY 10	12/29/2006	684357.15	603236.59	7.4	91.0	26.1	105.2	18.9	86.5	Almasi Raritan Center pit Proctor results - average of Proctor nos. 1 -3 shown on Log.
6	06 CLAY 10	12/29/2006	684357.15	603236.59	8.4	93.1	26.2	105.2	18.9	88.5	Almasi Raritan Center pit Proctor results - average of Proctor nos. 1 -3 shown on Log.
9	09 SAND 67	1/4/2007	684829.70	603393.71	10.0	123.1	8.2	124.6	9.1	98.8	Stavola pit Proctor results - ave. of Proctor nos. 1 - 11 shown on Proctor Summary Log.
5	05 SAND 02	1/4/2007	684497.43	603153.32	5.8	122.2	5.8	124.6	9.1	98.1	Stavola pit Proctor results - ave. of Proctor nos. 1 - 11 shown on Proctor Summary Log.
6	06 SAND 02	1/4/2007	684497.43	603153.32	7.1	122.1	5.1	124.6	9.1	98.0	Stavola pit Proctor results - ave. of Proctor nos. 1 - 11 shown on Proctor Summary Log.
2	02 SAND 92	1/4/2007	684842.30	603289.40	1.8	124.0	8.5	124.6	9.1	99.5	Stavola pit Proctor results - ave. of Proctor nos. 1 - 11 shown on Proctor Summary Log.
2	02 SAND 69	1/4/2007	684720.70	603233.20	2.2	124.1	8.7	124.6	9.1	99.6	Stavola pit Proctor results - ave. of Proctor nos. 1 - 11 shown on Proctor Summary Log.
2	02 SAND 39	1/4/2007	684591.70	603197.20	2.0	122.2	7.3	124.6	9.1	98.1	Stavola pit Proctor results - ave. of Proctor nos. 1 - 11 shown on Proctor Summary Log.
5	05 CLAY 06	1/4/2007	685021.00	603532.50	5.4	91.9	25.0	105.2	18.9	87.4	Almasi Raritan Center pit Proctor results - average of Proctor nos. 1 -3 shown on Log.
10	10 SAND 68	1/15/2007	684707.74	603337.41	10.8	124.6	7.2	124.7	9.3	99.9	Stavola pit Proctor results - ave. of Proctor nos. 1 - 12 shown on Proctor Summary Log.
10	10 SAND 38	1/15/2007	684585.78	603281.10	10.6	123.5	9.5	124.7	9.3	99.0	Stavola pit Proctor results - ave. of Proctor nos. 1 - 12 shown on Proctor Summary Log.
7	07 SAND 01	1/15/2007	684357.15	603236.59	7.7	122.6	7.2	124.7	9.3	98.3	Stavola pit Proctor results - ave. of Proctor nos. 1 - 12 shown on Proctor Summary Log.
8	08 SAND 01	1/15/2007	684357.15	603236.59	8.8	124.0	8.5	124.7	9.3	99.4	Stavola pit Proctor results - ave. of Proctor nos. 1 - 12 shown on Proctor Summary Log.
2	02 SAND 03	1/15/2007	684585.50	603051.60	0.5	122.3	8.3	124.7	9.3	98.1	Stavola pit Proctor results - ave. of Proctor nos. 1 - 12 shown on Proctor Summary Log.
3	03 SAND 03	1/15/2007	684585.50	603051.60	1.6	123.1	8.2	124.7	9.3	98.7	Stavola pit Proctor results - ave. of Proctor nos. 1 - 12 shown on Proctor Summary Log.
3	03 SAND 39	1/15/2007	684591.70	603197.20	2.7	123.6	8.7	124.7	9.3	99.1	Stavola pit Proctor results - ave. of Proctor nos. 1 - 12 shown on Proctor Summary Log.
3	03 SAND 69	1/15/2007	684720.70	603233.20	3.1	123.0	8.1	124.7	9.3	98.6	Stavola pit Proctor results - ave. of Proctor nos. 1 - 12 shown on Proctor Summary Log.
3	03 SAND 92	1/15/2007	684842.30	603289.40	2.6	123.5	9.0	124.7	9.3	99.0	Stavola pit Proctor results - ave. of Proctor nos. 1 - 12 shown on Proctor Summary Log.
6	06 CLAY 06	1/15/2007	685021.00	603532.50	6.5	93.1	26.3	105.2	18.9	88.5	Almasi Raritan Center pit Proctor results - average of Proctor nos. 1 -3 shown on Log.
7	07 CLAY 10	1/15/2007	684357.15	603236.59	9.3	93.7	27.0	105.2	18.9	89.1	Almasi Raritan Center pit Proctor results - average of Proctor nos. 1 -3 shown on Log.
10	10 SAND 67	1/22/2007	684829.70	603393.71	11.2	123.0	7.1	124.7	9.1	98.6	Stavola pit Proctor results - ave. of Proctor nos. 1 - 12 shown on Proctor Summary Log.
11	11 SAND 68	1/22/2007	684707.74	603337.41	11.8	122.9	7.2	124.7	9.1	98.6	Stavola pit Proctor results - ave. of Proctor nos. 1 - 12 shown on Proctor Summary Log.
7	07 SAND 02	1/22/2007	684497.43	603153.32	8.2	122.5	7.3	124.7	9.1	98.2	Stavola pit Proctor results - ave. of Proctor nos. 1 - 12 shown on Proctor Summary Log.
4	04 SAND 03	1/22/2007	684585.50	603051.60	2.9	122.5	6.9	124.7	9.1	98.2	Stavola pit Proctor results - ave. of Proctor nos. 1 - 12 shown on Proctor Summary Log.
4	04 SAND 39	1/22/2007	684591.70	603197.20	3.7	122.9	6.4	124.7	9.1	98.6	Stavola pit Proctor results - ave. of Proctor nos. 1 - 12 shown on Proctor Summary Log.
4	04 SAND 69	1/22/2007	684720.70	603233.20	4.0	122.5	7.5	124.7	9.1	98.2	Stavola pit Proctor results - ave. of Proctor nos. 1 - 12 shown on Proctor Summary Log.
1	01 SAND 66	1/22/2007	684937.29	603383.29	1.3	122.1	6.8	124.7	9.1	98.0	Stavola pit Proctor results - ave. of Proctor nos. 1 - 12 shown on Proctor Summary Log.
1	01 SAND 32	1/22/2007	685023.97	603435.95	1.5	123.0	7.7	124.7	9.1	98.6	Stavola pit Proctor results - ave. of Proctor nos. 1 - 12 shown on Proctor Summary Log.
7	07 CLAY 06	1/22/2007	685021.00	603532.50	7.4	95.6	23.1	105.2	18.9	90.9	Almasi Raritan Center pit Proctor results - average of Proctor nos. 1 -3 shown on Log.
2	02 CLAY 04	1/22/2007	684504.60	603051.80	1.9	90.5	18.7	105.2	18.9	86.0	Almasi Raritan Center pit Proctor results - average of Proctor nos. 1 -3 shown on Log.
2	02 SAND 32	2/2/2007	685023.97	603435.95	2.3	123.5	5.7	124.7	9.1	99.0	Stavola pit Proctor results - ave. of Proctor nos. 1 - 12 shown on Proctor Summary Log.
2	02 SAND 66	2/2/2007	684937.29	603383.29	2.2	122.4	7.1	124.7	9.1	98.2	Stavola pit Proctor results - ave. of Proctor nos. 1 - 12 shown on Proctor Summary Log.
11	11 SAND 67	2/2/2007	684829.70	603393.71	12.3	124.0	7.2	124.7	9.1	99.4	Stavola pit Proctor results - ave. of Proctor nos. 1 - 12 shown on Proctor Summary Log.
4	04 SAND 92	2/2/2007	684842.30	603289.40	3.7	122.2	8.0	124.7	9.1	98.0	Stavola pit Proctor results - ave. of Proctor nos. 1 - 12 shown on Proctor Summary Log.
12	12 SAND 68	2/2/2007	684707.74	603337.41	13.0	122.6	7.5	124.7	9.1	98.3	Stavola pit Proctor results - ave. of Proctor nos. 1 - 12 shown on Proctor Summary Log.
5	05 SAND 69	2/2/2007	684720.70	603233.20	5.0	122.3	6.9	124.7	9.1	98.1	Stavola pit Proctor results - ave. of Proctor nos. 1 - 12 shown on Proctor Summary Log.
11	11 SAND 38	2/2/2007	684585.78	603281.10	11.5	123.0	7.7	124.7	9.1	98.6	Stavola pit Proctor results - ave. of Proctor nos. 1 - 12 shown on Proctor Summary Log.
5	05 SAND 39	2/2/2007	684591.70	603197.20	4.8	122.5	6.0	124.7	9.1	98.2	Stavola pit Proctor results - ave. of Proctor nos. 1 - 12 shown on Proctor Summary Log.
8	08 SAND 02	2/2/2007	684497.43	603153.32	9.0	123.3	7.2	124.7	9.1	98.9	Stavola pit Proctor results - ave. of Proctor nos. 1 - 12 shown on Proctor Summary Log.
5	05 SAND 03	2/2/2007	684585.50	603051.60	4.0	123.5	8.1	124.7	9.1	99.0	Stavola pit Proctor results - ave. of Proctor nos. 1 - 12 shown on Proctor Summary Log.
3	03 SAND 32	2/26/2007	685023.97	603435.95	3.1	123.1	7.9	124.7	9.1	98.7	Stavola pit Proctor results - ave. of Proctor nos. 1 - 12 shown on Proctor Summary Log.
3	03 SAND 66	2/26/2007	684937.29	603383.29	3.7	122.3	8.4	124.7	9.1	98.1	Stavola pit Proctor results - ave. of Proctor nos. 1 - 12 shown on Proctor Summary Log.
5	05 SAND 92	2/26/2007	684842.30	603289.40	4.9	122.2	7.1	124.7	9.1	98.0	Stavola pit Proctor results - ave. of Proctor nos. 1 - 12 shown on Proctor Summary Log.
6	06 SAND 69	2/26/2007	684720.70	603233.20	5.9	122.7	6.8	124.7	9.1	98.4	Stavola pit Proctor results - ave. of Proctor nos. 1 - 12 shown on Proctor Summary Log.
6	06 SAND 39	2/26/2007	684591.70	603197.20	5.9	123.0	8.5	124.7	9.1	98.6	Stavola pit Proctor results - ave. of Proctor nos. 1 - 12 shown on Proctor Summary Log.
4	04 SAND 32	2/28/2007	685023.97	603435.95	4.3	122.5	7.7	124.7	9.1	98.2	Stavola pit Proctor results - ave. of Proctor nos. 1 - 12 shown on Proctor Summary Log.
4	04 SAND 66	2/28/2007	684937.29	603383.29	4.8	122.2	9.0	124.7	9.1	98.0	Stavola pit Proctor results - ave. of Proctor nos. 1 - 12 shown on Proctor Summary Log.
6	06 SAND 92	2/28/2007	684842.30	603289.40	6.0	122.8	9.0	124.7	9.1	98.5	Stavola pit Proctor results - ave. of Proctor nos. 1 - 12 shown on Proctor Summary Log.
7	07 SAND 69	2/28/2007	684720.70	603233.20	7.1	123.2	6.9	124.7	9.1	98.8	Stavola pit Proctor results - ave. of Proctor nos. 1 - 12 shown on Proctor Summary Log.
7	07 SAND 39	2/28/2007	684591.70	603197.20	7.2	123.0	6.3	124.7	9.1	98.6	Stavola pit Proctor results - ave. of Proctor nos. 1 - 12 shown on Proctor Summary Log.

9	09 SAND 02	2/28/2007	684497.43	603153.32	9.9	114.5	9.1	116.6	10.0	98.2	Quinton pit Proctor results - ave. of Proctor nos. 5 - 11 shown on Proctor Summary Log.
3	03 CLAY 04	2/28/2007	684504.60	603051.80	3.3	94.2	25.4	105.2	18.9	89.5	Almasi Raritan Center pit Proctor results - average of Proctor nos. 1 -3 shown on Log.
5	05 SAND 32	3/5/2007	685023.97	603435.95	5.4	114.4	7.1	116.6	10.0	98.1	Quinton pit Proctor results - ave. of Proctor nos. 5 - 14 shown on Proctor Summary Log.
5	05 SAND 66	3/5/2007	684937.29	603383.29	6.2	115.4	7.8	116.6	10.0	99.0	Quinton pit Proctor results - ave. of Proctor nos. 5 - 14 shown on Proctor Summary Log.
7	07 SAND 92	3/5/2007	684842.30	603289.40	7.0	123.1	8.5	124.7	9.3	98.7	Stavola pit Proctor results - ave. of Proctor nos. 1 - 12 shown on Proctor Summary Log.
8	08 SAND 69	3/5/2007	684720.70	603233.20	7.7	122.4	8.1	124.7	9.3	98.2	Stavola pit Proctor results - ave. of Proctor nos. 1 - 12 shown on Proctor Summary Log.
8	08 SAND 39	3/5/2007	684591.70	603197.20	7.9	122.4	8.0	124.7	9.3	98.2	Stavola pit Proctor results - ave. of Proctor nos. 1 - 12 shown on Proctor Summary Log.
6	06 SAND 03	3/5/2007	684585.50	603051.60	5.1	123.1	7.3	124.7	9.3	98.7	Stavola pit Proctor results - ave. of Proctor nos. 1 - 12 shown on Proctor Summary Log.
1	01 SAND 40	3/5/2007	684679.64	603095.69	0.6	115.0	8.7	116.6	10.0	98.6	Quinton pit Proctor results - ave. of Proctor nos. 5 - 14 shown on Proctor Summary Log.
1	01 SAND 70	3/5/2007	684774.09	603139.39	0.7	114.3	7.7	116.6	10.0	98.0	Quinton pit Proctor results - ave. of Proctor nos. 5 - 14 shown on Proctor Summary Log.
1	01 SAND 93	3/5/2007	684856.44	603184.10	1.0	115.1	7.9	116.6	10.0	98.7	Quinton pit Proctor results - ave. of Proctor nos. 5 - 14 shown on Proctor Summary Log.
1	01 SAND 91	3/5/2007	684938.79	603228.81	1.1	114.9	8.5	116.6	10.0	98.5	Quinton pit Proctor results - ave. of Proctor nos. 5 - 14 shown on Proctor Summary Log.
1	01 SAND 65	3/5/2007	685025.24	603281.75	0.4	114.4	9.2	116.6	10.0	98.1	Quinton pit Proctor results - ave. of Proctor nos. 5 - 14 shown on Proctor Summary Log.
1	01 SAND 31	3/5/2007	685112.09	603334.22	0.1	115.1	9.1	116.6	10.0	98.7	Quinton pit Proctor results - ave. of Proctor nos. 5 - 14 shown on Proctor Summary Log.
8	08 CLAY 06	3/5/2007	685021.00	603532.50	8.4	92.0	25.2	105.2	18.9	87.5	Almasi Raritan Center pit Proctor results - average of Proctor nos. 1 -3 shown on Log.
7	07 SAND 03	3/13/2007	684585.50	603051.60	6.2	122.5	10.3	124.7	9.3	98.2	Stavola pit Proctor results - ave. of Proctor nos. 1 - 12 shown on Proctor Summary Log.
9	09 SAND 39	3/13/2007	684591.70	603197.20	8.6	124.1	7.2	124.7	9.3	99.5	Stavola pit Proctor results - ave. of Proctor nos. 1 - 12 shown on Proctor Summary Log.
4	04 CLAY 04	3/13/2007	684504.60	603051.80	4.2	90.8	26.2	105.4	18.9	86.1	Almasi Raritan Center pit Proctor results - average of Proctor nos. 1-4 shown on Log.
8	08 SAND 03	3/13/2007	684585.50	603051.60	7.4	123.4	7.7	124.7	9.3	99.0	Stavola pit Proctor results - ave. of Proctor nos. 1 - 12 shown on Proctor Summary Log.
10	10 SAND 39	3/13/2007	684591.70	603197.20	9.3	124.5	8.1	124.7	9.3	99.8	Stavola pit Proctor results - ave. of Proctor nos. 1 - 12 shown on Proctor Summary Log.
9	09 SAND 03	3/13/2007	684585.50	603051.60	8.4	122.7	7.8	124.7	9.3	98.4	Stavola pit Proctor results - ave. of Proctor nos. 1 - 12 shown on Proctor Summary Log.
5	05 CLAY 04	3/13/2007	684504.60	603051.80	5.5	96.8	26.9	105.4	18.9	91.8	Almasi Raritan Center pit Proctor results - average of Proctor nos. 1-4 shown on Log.
6	06 SAND 32	3/14/2007	685023.97	603435.95	6.6	123.0	7.8	124.8	9.6	98.6	Stavola pit Proctor results - ave. of Proctor nos. 1 - 15 shown on Proctor Summary Log.
6	06 SAND 66	3/14/2007	684937.29	603383.29	7.4	123.9	7.5	124.8	9.6	99.3	Stavola pit Proctor results - ave. of Proctor nos. 1 - 15 shown on Proctor Summary Log.
8	08 SAND 92	3/14/2007	684842.30	603289.40	7.7	122.9	7.5	124.8	9.6	98.5	Stavola pit Proctor results - ave. of Proctor nos. 1 - 15 shown on Proctor Summary Log.
9	09 SAND 69	3/14/2007	684720.70	603233.20	8.2	124.2	8.1	124.8	9.6	99.5	Stavola pit Proctor results - ave. of Proctor nos. 1 - 15 shown on Proctor Summary Log.
7	07 SAND 32	3/16/2007	685023.97	603435.95	7.3	122.8	8.6	124.8	9.6	98.4	Stavola pit Proctor results - ave. of Proctor nos. 1 - 15 shown on Proctor Summary Log.
7	07 SAND 66	3/16/2007	684937.29	603383.29	8.4	123.0	8.9	124.8	9.6	98.6	Stavola pit Proctor results - ave. of Proctor nos. 1 - 16 shown on Proctor Summary Log.
9	09 SAND 92	3/16/2007	684842.30	603289.40	8.7	122.4	9.8	124.8	9.6	98.1	Stavola pit Proctor results - ave. of Proctor nos. 1 - 16 shown on Proctor Summary Log.
10	10 SAND 69	3/16/2007	684720.70	603233.20	9.6	123.5	8.2	124.8	9.6	99.0	Stavola pit Proctor results - ave. of Proctor nos. 1 - 16 shown on Proctor Summary Log.
11	11 SAND 39	3/16/2007	684591.70	603197.20	10.2	122.5	9.1	124.8	9.6	98.2	Stavola pit Proctor results - ave. of Proctor nos. 1 - 16 shown on Proctor Summary Log.
10	10SAND 03	3/16/2007	684585.50	603051.60	9.4	122.7	8.7	124.8	9.6	98.3	Stavola pit Proctor results - ave. of Proctor nos. 1 - 16 shown on Proctor Summary Log.
10	09 SAND 02	3/16/2007	684497.43	603153.32	10.8	122.9	9.3	124.8	9.6	98.5	Stavola pit Proctor results - ave. of Proctor nos. 1 - 16 shown on Proctor Summary Log.
8	08 SAND 32	3/20/2007	685023.97	603435.95	8.3	122.9	9.5	124.8	9.6	98.5	Stavola pit Proctor results - ave. of Proctor nos. 1 - 18 shown on Proctor Summary Log.
8	08 SAND 66	3/20/2007	684937.29	603383.29	9.6	122.2	10.0	124.8	9.6	98.0	Stavola pit Proctor results - ave. of Proctor nos. 1 - 18 shown on Proctor Summary Log.
10	10 SAND 92	3/20/2007	684842.30	603289.40	9.9	122.3	9.9	124.8	9.6	98.0	Stavola pit Proctor results - ave. of Proctor nos. 1 - 18 shown on Proctor Summary Log.
11	11 SAND 69	3/20/2007	684720.70	603233.20	10.5	122.5	9.3	124.8	9.6	98.2	Stavola pit Proctor results - ave. of Proctor nos. 1 - 18 shown on Proctor Summary Log.
6	06 CLAY04	3/22/2007	684504.60	603051.80	6.4	91.2	26.0	105.4	18.9	86.5	Almasi Raritan Center pit Proctor results - average of Proctor nos. 1-4 shown on Log.
12	12 SAND 39	3/22/2007	684591.70	603197.20	11.2	122.4	9.2	124.8	9.6	98.1	Stavola pit Proctor results - ave. of Proctor nos. 1 - 18 shown on Proctor Summary Log.
10	10 SAND 02	3/22/2007	684497.43	603153.32	11.1	122.3	7.2	124.8	9.6	98.0	Stavola pit Proctor results - ave. of Proctor nos. 1 - 18 shown on Proctor Summary Log.
9	09 SAND 32	3/22/2007	685023.97	603435.95	9.3	124.3	7.3	124.8	9.6	99.6	Stavola pit Proctor results - ave. of Proctor nos. 1 - 18 shown on Proctor Summary Log.
9	09 SAND 66	3/22/2007	684937.29	603383.29	10.5	125.0	8.7	124.8	9.6	100.0	Stavola pit Proctor results - ave. of Proctor nos. 1 - 18 shown on Proctor Summary Log.
11	11 SAND 92	3/22/2007	684842.30	603289.40	10.9	124.7	7.2	124.8	9.6	99.9	Stavola pit Proctor results - ave. of Proctor nos. 1 - 18 shown on Proctor Summary Log.
12	12 SAND 69	3/22/2007	684720.70	603233.20	11.4	124.9	9.0	124.8	9.6	100.0	Stavola pit Proctor results - ave. of Proctor nos. 1 - 18 shown on Proctor Summary Log.
13	13 SAND 39	3/22/2007	684591.70	603197.20	12.3	123.5	7.5	124.8	9.6	99.0	Stavola pit Proctor results - ave. of Proctor nos. 1 - 18 shown on Proctor Summary Log.
7	07 CLAY 04	3/27/2007	684504.60	603051.80	7.5	91.5	24.5	105.4	18.9	86.8	Almasi Raritan Center pit Proctor results - average of Proctor nos. 1-4 shown on Log.
9	09 CLAY 06	3/27/2007	685021.00	603532.50	9.5	92.6	23.2	105.4	18.9	87.9	Almasi Raritan Center pit Proctor results - average of Proctor nos. 1-4 shown on Log.
10	10 SAND 32	3/27/2007	685023.97	603435.95	10.4	123.7	8.6	124.8	9.6	99.1	Stavola pit Proctor results - ave. of Proctor nos. 1 - 18 shown on Proctor Summary Log.
10	10 SAND 66	3/27/2007	684937.29	603383.29	11.8	123.6	8.5	124.8	9.6	99.0	Stavola pit Proctor results - ave. of Proctor nos. 1 - 18 shown on Proctor Summary Log.
12	12 SAND 92	3/27/2007	684842.30	603289.40	12.3	122.9	8.1	124.8	9.6	98.5	Stavola pit Proctor results - ave. of Proctor nos. 1 - 18 shown on Proctor Summary Log.
11	11 SAND 02	3/27/2007	684497.43	603153.32	11.4	122.4	7.6	124.8	9.6	98.1	Stavola pit Proctor results - ave. of Proctor nos. 1 - 18 shown on Proctor Summary Log.
11	11 SAND03	3/27/2007	684585.50	603051.60	10.5	122.4	6.9	124.8	9.6	98.1	Stavola pit Proctor results - ave. of Proctor nos. 1 - 20 shown on Proctor Summary Log.
12	12 SAND 03	3/27/2007	684585.50	603051.60	11.6	124.1	7.5	124.8	9.6	99.4	Stavola pit Proctor results - ave. of Proctor nos. 1 - 20 shown on Proctor Summary Log.
13	13 SAND 69	3/27/2007	684720.70	603233.20	12.4	123.3	7.7	124.8	9.6	98.8	Stavola pit Proctor results - ave. of Proctor nos. 1 - 20 shown on Proctor Summary Log.

11	11 SAND 32	3/29/2007	685023.97	603435.95	11.4	123.5	8.0	124.8	9.6	99.0	Stavola pit Proctor results - ave. of Proctor nos. 1 - 20 shown on Proctor Summary Log.
11	11 SAND 66	3/29/2007	684937.29	603383.29	13.1	124.0	7.2	124.8	9.6	99.4	Stavola pit Proctor results - ave. of Proctor nos. 1 - 20 shown on Proctor Summary Log.
13	13 SAND 92	3/29/2007	684842.30	603289.40	13.3	122.9	6.0	124.8	9.6	98.5	Stavola pit Proctor results - ave. of Proctor nos. 1 - 20 shown on Proctor Summary Log.
14	14 SAND 69	3/29/2007	684720.70	603233.20	13.1	122.3	8.5	124.8	9.6	98.0	Stavola pit Proctor results - ave. of Proctor nos. 1 - 20 shown on Proctor Summary Log.
12	12 SAND 67	3/29/2007	684829.70	603393.71	13.3	122.4	6.9	124.8	9.6	98.1	Stavola pit Proctor results - ave. of Proctor nos. 1 - 20 shown on Proctor Summary Log.
12	12 SAND 38	3/29/2007	684585.78	603281.10	12.0	122.7	7.9	124.8	9.6	98.3	Stavola pit Proctor results - ave. of Proctor nos. 1 - 20 shown on Proctor Summary Log.
12	12 SAND 32	3/29/2007	685023.97	603435.95	12.6	123.2	7.2	124.8	9.6	98.7	Stavola pit Proctor results - ave. of Proctor nos. 1 - 20 shown on Proctor Summary Log.
12	12 SAND 66	3/29/2007	684937.29	603383.29	14.2	122.7	7.4	124.8	9.6	98.3	Stavola pit Proctor results - ave. of Proctor nos. 1 - 20 shown on Proctor Summary Log.
1	random clay 1	3/29/2007	684491.98	603080.11	9.5	92.6	26.0	105.4	18.9	87.9	Almasi Raritan Center pit Proctor results - average of Proctor nos. 1-4 shown on Log.
2	02 SAND 70	4/9/2007	684774.09	603139.39	1.7	123.0	6.5	124.8	10.0	98.6	Stavola pit Proctor results - ave. of Proctor nos. 1 - 21 shown on Proctor Summary Log.
2	02 SAND 31	4/9/2007	685112.09	603334.22	1.1	123.2	7.1	124.8	10.0	98.7	Stavola pit Proctor results - ave. of Proctor nos. 1 - 21 shown on Proctor Summary Log.
2	02 SAND 65	4/9/2007	685025.24	603281.75	1.7	124.5	6.8	124.8	10.0	99.8	Stavola pit Proctor results - ave. of Proctor nos. 1 - 21 shown on Proctor Summary Log.
2	02 SAND 91	4/9/2007	684938.79	603228.81	1.8	123.1	6.0	124.8	10.0	98.6	Stavola pit Proctor results - ave. of Proctor nos. 1 - 21 shown on Proctor Summary Log.
2	02 SAND 93	4/9/2007	684856.44	603184.10	2.2	122.8	7.2	124.8	10.0	98.4	Stavola pit Proctor results - ave. of Proctor nos. 1 - 21 shown on Proctor Summary Log.
3	03 SAND 70	4/9/2007	684774.09	603139.39	2.8	122.5	7.9	124.8	10.0	98.2	Stavola pit Proctor results - ave. of Proctor nos. 1 - 21 shown on Proctor Summary Log.
2	02 SAND 40	4/9/2007	684679.64	603095.69	1.8	124.5	7.5	124.8	10.0	99.8	Stavola pit Proctor results - ave. of Proctor nos. 1 - 21 shown on Proctor Summary Log.
14	14 SAND 92	4/9/2007	684842.30	603289.40	14.4	122.4	6.6	124.8	10.0	98.1	Stavola pit Proctor results - ave. of Proctor nos. 1 - 21 shown on Proctor Summary Log.
15	15 SAND 69	4/9/2007	684720.70	603233.20	14.0	123.0	6.8	124.8	10.0	98.6	Stavola pit Proctor results - ave. of Proctor nos. 1 - 21 shown on Proctor Summary Log.
14	14 SAND 39	4/9/2007	684591.70	603197.20	12.8	122.8	7.3	124.8	10.0	98.4	Stavola pit Proctor results - ave. of Proctor nos. 1 - 21 shown on Proctor Summary Log.
3	03 SAND 31	4/10/2007	685112.09	603334.22	2.1	122.8	7.3	124.8	10.0	98.4	Stavola pit Proctor results - ave. of Proctor nos. 1 - 21 shown on Proctor Summary Log.
3	03 SAND 65	4/10/2007	685025.24	603281.75	2.9	123.1	8.2	124.8	10.0	98.6	Stavola pit Proctor results - ave. of Proctor nos. 1 - 21 shown on Proctor Summary Log.
3	03 SAND 91	4/10/2007	684938.79	603228.81	3.0	122.3	7.5	124.8	10.0	98.0	Stavola pit Proctor results - ave. of Proctor nos. 1 - 21 shown on Proctor Summary Log.
3	03 SAND 93	4/10/2007	684856.44	603184.10	3.4	123.9	7.8	124.8	10.0	99.3	Stavola pit Proctor results - ave. of Proctor nos. 1 - 21 shown on Proctor Summary Log.
4	04 SAND 70	4/10/2007	684774.09	603139.39	3.8	122.4	7.3	124.8	10.0	98.1	Stavola pit Proctor results - ave. of Proctor nos. 1 - 21 shown on Proctor Summary Log.
3	03 SAND 40	4/10/2007	684679.64	603095.69	2.8	123.1	6.5	124.8	10.0	98.6	Stavola pit Proctor results - ave. of Proctor nos. 1 - 21 shown on Proctor Summary Log.
4	04 SAND 31	4/10/2007	685112.09	603334.22	3.1	123.0	7.5	124.8	10.0	98.6	Stavola pit Proctor results - ave. of Proctor nos. 1 - 21 shown on Proctor Summary Log.
4	04 SAND 65	4/10/2007	685025.24	603281.75	3.6	123.9	7.5	124.8	10.0	99.3	Stavola pit Proctor results - ave. of Proctor nos. 1 - 21 shown on Proctor Summary Log.
4	04 SAND 91	4/10/2007	684938.79	603228.81	4.0	122.9	7.7	124.8	10.0	98.5	Stavola pit Proctor results - ave. of Proctor nos. 1 - 21 shown on Proctor Summary Log.
4	04 SAND 93	4/10/2007	684856.44	603184.10	4.1	122.5	7.9	124.8	10.0	98.2	Stavola pit Proctor results - ave. of Proctor nos. 1 - 21 shown on Proctor Summary Log.
5	05 SAND 70	4/10/2007	684774.09	603139.39	5.0	123.4	7.2	124.8	10.0	98.9	Stavola pit Proctor results - ave. of Proctor nos. 1 - 21 shown on Proctor Summary Log.
5	05 SAND 31	4/10/2007	685112.09	603334.22	3.9	122.5	7.3	124.8	10.0	98.2	Stavola pit Proctor results - ave. of Proctor nos. 1 - 21 shown on Proctor Summary Log.
5	05 SAND 65	4/10/2007	685025.24	603281.75	4.7	123.1	7.5	124.8	10.0	98.6	Stavola pit Proctor results - ave. of Proctor nos. 1 - 21 shown on Proctor Summary Log.
5	05 SAND 91	4/10/2007	684938.79	603228.81	5.1	123.7	7.7	124.8	10.0	99.1	Stavola pit Proctor results - ave. of Proctor nos. 1 - 21 shown on Proctor Summary Log.
5	05 SAND 93	4/11/2007	684856.44	603184.10	5.1	122.3	8.0	124.8	10.0	98.0	Stavola pit Proctor results - ave. of Proctor nos. 1 - 21 shown on Proctor Summary Log.
6	06 SAND 70	4/11/2007	684774.09	603139.39	6.0	123.1	7.0	124.8	10.0	98.6	Stavola pit Proctor results - ave. of Proctor nos. 1 - 21 shown on Proctor Summary Log.
6	06 SAND 31	4/19/2007	685112.09	603334.22	5.0	123.0	7.9	124.9	10.2	98.5	Stavola pit Proctor results - ave. of Proctor nos. 1 - 23 shown on Proctor Summary Log.
6	06 SAND 65	4/19/2007	685025.24	603281.75	5.9	123.2	9.0	124.9	10.2	98.6	Stavola pit Proctor results - ave. of Proctor nos. 1 - 23 shown on Proctor Summary Log.
6	06 SAND 91	4/19/2007	684938.79	603228.81	5.8	124.0	8.4	124.9	10.2	99.3	Stavola pit Proctor results - ave. of Proctor nos. 1 - 23 shown on Proctor Summary Log.
6	06 SAND 93	4/19/2007	684856.44	603184.10	6.2	122.5	7.2	124.9	10.2	98.1	Stavola pit Proctor results - ave. of Proctor nos. 1 - 23 shown on Proctor Summary Log.
7	07 SAND 70	4/19/2007	684774.09	603139.39	6.7	122.8	6.5	124.9	10.2	98.3	Stavola pit Proctor results - ave. of Proctor nos. 1 - 23 shown on Proctor Summary Log.
7	07 SAND 65	4/19/2007	685025.24	603281.75	6.5	122.9	7.4	124.9	10.2	98.4	Stavola pit Proctor results - ave. of Proctor nos. 1 - 23 shown on Proctor Summary Log.
7	07 SAND 91	4/19/2007	684938.79	603228.81	6.9	122.5	8.1	124.9	10.2	98.1	Stavola pit Proctor results - ave. of Proctor nos. 1 - 23 shown on Proctor Summary Log.
7	07 SAND 31	4/24/2007	685112.09	603334.22	6.2	123.3	7.4	124.9	10.2	98.7	Stavola pit Proctor results - ave. of Proctor nos. 1 - 23 shown on Proctor Summary Log.
8	08 SAND 65	4/24/2007	685025.24	603281.75	7.2	122.9	5.5	124.9	10.2	98.4	Stavola pit Proctor results - ave. of Proctor nos. 1 - 23 shown on Proctor Summary Log.
8	08 SAND 91	4/24/2007	684938.79	603228.81	6.9	122.8	5.9	124.9	10.2	98.3	Stavola pit Proctor results - ave. of Proctor nos. 1 - 23 shown on Proctor Summary Log.
7	07 SAND 93	4/24/2007	684856.44	603184.10	7.3	123.0	8.1	124.9	10.2	98.5	Stavola pit Proctor results - ave. of Proctor nos. 1 - 23 shown on Proctor Summary Log.
8	08 SAND 70	4/24/2007	684774.09	603139.39	7.8	122.5	6.0	124.9	10.2	98.1	Stavola pit Proctor results - ave. of Proctor nos. 1 - 23 shown on Proctor Summary Log.
8	08 SAND 31	4/24/2007	685025.24	603281.75	7.3	122.4	5.5	124.9	10.2	98.0	Stavola pit Proctor results - ave. of Proctor nos. 1 - 23 shown on Proctor Summary Log.
9	09 SAND 65	4/24/2007	684938.79	603228.81	8.3	123.1	5.2	124.9	10.2	98.6	Stavola pit Proctor results - ave. of Proctor nos. 1 - 23 shown on Proctor Summary Log.
9	09 SAND 91	4/24/2007	684938.79	603228.81	8.2	123.9	6.5	124.9	10.2	99.2	Stavola pit Proctor results - ave. of Proctor nos. 1 - 23 shown on Proctor Summary Log.
8	08 SAND 93	4/24/2007	684856.44	603184.10	8.0	123.2	6.7	124.9	10.2	98.6	Stavola pit Proctor results - ave. of Proctor nos. 1 - 23 shown on Proctor Summary Log.
9	09 SAND 70	4/24/2007	684774.09	603139.39	9.0	122.6	6.3	124.9	10.2	98.2	Stavola pit Proctor results - ave. of Proctor nos. 1 - 23 shown on Proctor Summary Log.
9	09 SAND 31	4/26/2007	685025.24	603281.75	7.7	122.7	6.4	125.0	10.2	98.2	Stavola pit Proctor results - ave. of Proctor nos. 1 - 24 shown on Proctor Summary Log.
10	10 SAND 65	4/26/2007	684938.79	603228.81	8.6	123.4	7.8	125.0	10.2	98.7	Stavola pit Proctor results - ave. of Proctor nos. 1 - 24 shown on Proctor Summary Log.
10	10 SAND 91	4/26/2007	684938.79	603228.81	9.1	123.0	7.2	125.0	10.2	98.4	Stavola pit Proctor results - ave. of Proctor nos. 1 - 24 shown on Proctor Summary Log.
9	09 SAND 93	4/26/2007	684856.44	603184.10	9.3	123.1	7.2	125.0	10.2	98.5	Stavola pit Proctor results - ave. of Proctor nos. 1 - 24 shown on Proctor Summary Log.

10	10 SAND 70	4/26/2007	684774.09	603139.39	9.6	122.5	6.8	125.0	10.2	98.0	Stavola pit Proctor results - ave. of Proctor nos. 1 - 24 shown on Proctor Summary Log.
10	10 CLAY 06	4/26/2007	685021.00	603532.50	10.6	95.6	21.5	105.4	21.5	90.7	Almasi Raritan Center pit Proctor results - average of Proctor nos. 1-4 shown on Log.
2	random clay 2	4/26/2007	685117.15	603406.43	5.3	91.2	24.4	105.4	24.4	86.5	Almasi Raritan Center pit Proctor results - average of Proctor nos. 1-4 shown on Log.
3	random clay 3	5/9/2007	684290.00	603311.90	9.3	90.8	25.1	105.4	18.9	86.1	Almasi Raritan Center pit Proctor results - average of Proctor nos. 1-4 shown on Log.
4	random clay 4	5/9/2007	684336.90	603330.60	5.6	99.5	22.4	105.4	18.9	94.4	Almasi Raritan Center pit Proctor results - average of Proctor nos. 1-4 shown on Log.
10	10 SAND 31	5/9/2007	685025.24	603281.75	8.5	123.1	7.1	125.0	10.2	98.5	Stavola pit Proctor results - ave. of Proctor nos. 1 - 24 shown on Proctor Summary Log.
11	11 SAND 65	5/9/2007	684938.79	603228.81	9.9	123.4	6.9	125.0	10.2	98.7	Stavola pit Proctor results - ave. of Proctor nos. 1 - 24 shown on Proctor Summary Log.
11	11 SAND 91	5/9/2007	684938.79	603228.81	10.4	123.9	5.9	125.0	10.2	99.1	Stavola pit Proctor results - ave. of Proctor nos. 1 - 24 shown on Proctor Summary Log.
10	10 SAND 93	5/9/2007	684856.44	603184.10	10.3	123.6	7.4	125.0	10.2	98.9	Stavola pit Proctor results - ave. of Proctor nos. 1 - 24 shown on Proctor Summary Log.
11	11 SAND 70	5/9/2007	684774.09	603139.39	10.9	123.5	7.3	125.0	10.2	98.8	Stavola pit Proctor results - ave. of Proctor nos. 1 - 24 shown on Proctor Summary Log.
4	04 SAND 40	5/9/2007	684679.64	603095.69	3.7	122.9	7.6	125.0	10.2	98.3	Stavola pit Proctor results - ave. of Proctor nos. 1 - 24 shown on Proctor Summary Log.
11	11 CLAY 06	5/15/2007	685021.00	603532.50	11.6	93.2	21.2	105.4	18.9	88.4	Almasi Raritan Center pit Proctor results - average of Proctor nos. 1-4 shown on Log.
5	random clay 5	5/15/2007	685121.24	603399.60	6.9	94.9	19.9	105.4	18.9	90.0	Almasi Raritan Center pit Proctor results - average of Proctor nos. 1-4 shown on Log.
11	11 SAND 31	5/15/2007	685025.24	603281.75	9.0	122.7	6.4	125.0	10.2	98.2	Stavola pit Proctor results - ave. of Proctor nos. 1 - 25 shown on Proctor Summary Log.
12	12 SAND 65	5/15/2007	684938.79	603228.81	10.8	123.0	7.1	125.0	10.2	98.4	Stavola pit Proctor results - ave. of Proctor nos. 1 - 25 shown on Proctor Summary Log.
13	13 SAND 65	5/15/2007	684938.79	603228.81	11.8	122.5	7.5	125.0	10.2	98.0	Stavola pit Proctor results - ave. of Proctor nos. 1 - 25 shown on Proctor Summary Log.
12	12 SAND 91	5/15/2007	684938.79	603228.81	11.6	122.8	6.9	125.0	10.2	98.2	Stavola pit Proctor results - ave. of Proctor nos. 1 - 25 shown on Proctor Summary Log.
13	13 SAND 91	5/15/2007	684938.79	603228.81	12.7	122.9	7.2	125.0	10.2	98.3	Stavola pit Proctor results - ave. of Proctor nos. 1 - 25 shown on Proctor Summary Log.
11	11 SAND 93	5/15/2007	684856.44	603184.10	11.6	123.1	6.3	125.0	10.2	98.5	Stavola pit Proctor results - ave. of Proctor nos. 1 - 25 shown on Proctor Summary Log.
5	05 SAND 40	5/15/2007	684679.64	603095.69	4.8	122.9	7.1	125.0	10.2	98.3	Stavola pit Proctor results - ave. of Proctor nos. 1 - 25 shown on Proctor Summary Log.
8	08 CLAY 04	5/15/2007	684504.60	603051.80	8.6	94.1	22.2	105.4	18.9	89.3	Almasi Raritan Center pit Proctor results - average of Proctor nos. 1-4 shown on Log.
1	01 SAND 04	5/15/2007	684673.66	602949.86	0.4	123.3	7.4	125.0	10.2	98.6	Stavola pit Proctor results - ave. of Proctor nos. 1 - 25 shown on Proctor Summary Log.
12	12 SAND 70	5/15/2007	684774.09	603139.39	12.1	123.3	7.2	125.0	10.2	98.6	Stavola pit Proctor results - ave. of Proctor nos. 1 - 25 shown on Proctor Summary Log.
12	12 SAND 31	5/21/2007	685025.24	603281.75	10.5	122.9	7.1	125.0	10.2	98.3	Stavola pit Proctor results - ave. of Proctor nos. 1 - 25 shown on Proctor Summary Log.
14	14 SAND 65	5/21/2007	684938.79	603228.81	12.9	123.1	6.5	125.0	10.2	98.5	Stavola pit Proctor results - ave. of Proctor nos. 1 - 25 shown on Proctor Summary Log.
14	14 SAND 91	5/21/2007	684938.79	603228.81	13.6	122.6	5.9	125.0	10.2	98.1	Stavola pit Proctor results - ave. of Proctor nos. 1 - 25 shown on Proctor Summary Log.
12	12 SAND 93	5/21/2007	684856.44	603184.10	12.8	123.5	6.6	125.0	10.2	98.8	Stavola pit Proctor results - ave. of Proctor nos. 1 - 25 shown on Proctor Summary Log.
13	13 SAND 93	5/21/2007	684856.44	603184.10	13.8	122.8	7.2	125.0	10.2	98.2	Stavola pit Proctor results - ave. of Proctor nos. 1 - 25 shown on Proctor Summary Log.
13	13 SAND 70	5/21/2007	684774.09	603139.39	13.6	122.6	6.9	125.0	10.2	98.1	Stavola pit Proctor results - ave. of Proctor nos. 1 - 25 shown on Proctor Summary Log.
9	09 CLAY 04	5/21/2007	684504.60	603051.80	9.6	98.9	21.1	105.4	18.9	93.8	Almasi Raritan Center pit Proctor results - average of Proctor nos. 1-4 shown on Log.
15	15 SAND 65	5/23/2007	684938.79	603228.81	14.0	122.8	8.3	125.0	10.2	98.2	Stavola pit Proctor results - ave. of Proctor nos. 1 - 25 shown on Proctor Summary Log.
1	01 SAND 41	5/23/2007	684767.59	602994.16	0.4	123.3	6.7	125.0	10.2	98.6	Stavola pit Proctor results - ave. of Proctor nos. 1 - 25 shown on Proctor Summary Log.
2	02 SAND 04	5/23/2007	684673.66	602949.86	1.4	123.0	6.6	125.0	10.2	98.4	Stavola pit Proctor results - ave. of Proctor nos. 1 - 25 shown on Proctor Summary Log.
14	14 SAND 93	5/23/2007	684856.44	603184.10	14.8	122.6	6.6	125.0	10.2	98.1	Stavola pit Proctor results - ave. of Proctor nos. 1 - 25 shown on Proctor Summary Log.
15	15 SAND 91	5/23/2007	684938.79	603228.81	14.6	123.4	7.1	125.0	10.2	98.7	Stavola pit Proctor results - ave. of Proctor nos. 1 - 25 shown on Proctor Summary Log.
6	06 SAND 40	6/6/2007	684679.64	603095.69	6.3	123.4	7.8	125.0	10.2	98.7	Stavola pit Proctor results - ave. of Proctor nos. 1 - 25 shown on Proctor Summary Log.
14	14 SAND 70	6/6/2007	684774.09	603139.39	14.5	122.5	7.4	125.0	10.2	98.0	Stavola pit Proctor results - ave. of Proctor nos. 1 - 25 shown on Proctor Summary Log.
13	13 SAND 31	6/6/2007	685025.24	603281.75	11.2	122.6	6.7	125.0	10.2	98.1	Stavola pit Proctor results - ave. of Proctor nos. 1 - 25 shown on Proctor Summary Log.
10	10 SAND 33	6/6/2007	684931.42	603587.11	12.3	123.1	7.0	125.0	10.2	98.5	Stavola pit Proctor results - ave. of Proctor nos. 1 - 25 shown on Proctor Summary Log.
11	11 SAND 37	6/6/2007	684444.88	603361.88	11.3	123.0	8.1	125.0	10.2	98.4	Stavola pit Proctor results - ave. of Proctor nos. 1 - 25 shown on Proctor Summary Log.
9	09 SAND 01	6/6/2007	684344.78	603294.27	10.3	123.2	8.4	125.0	10.2	98.6	Stavola pit Proctor results - ave. of Proctor nos. 1 - 25 shown on Proctor Summary Log.
12	12 SAND 02	6/6/2007	684497.43	603153.32	12.7	123.1	7.4	125.0	10.2	98.5	Stavola pit Proctor results - ave. of Proctor nos. 1 - 25 shown on Proctor Summary Log.
15	15 SAND 39	6/6/2007	684591.70	603197.20	13.7	123.9	9.0	125.0	10.2	99.1	Stavola pit Proctor results - ave. of Proctor nos. 1 - 25 shown on Proctor Summary Log.
13	13 SAND 38	6/6/2007	684585.78	603281.10	12.9	123.1	7.8	125.0	10.2	98.5	Stavola pit Proctor results - ave. of Proctor nos. 1 - 25 shown on Proctor Summary Log.
15	15 SAND 92	6/6/2007	684842.30	603289.40	14.9	122.9	8.4	125.0	10.2	98.3	Stavola pit Proctor results - ave. of Proctor nos. 1 - 25 shown on Proctor Summary Log.
13	13 SAND 67	6/6/2007	684829.70	603393.71	14.0	123.0	7.4	125.0	10.2	98.4	Stavola pit Proctor results - ave. of Proctor nos. 1 - 25 shown on Proctor Summary Log.
10	10 CLAY 04	6/6/2007	684504.60	603051.80	11.0	97.6	21.4	105.4	21.4	92.6	Almasi Raritan Center pit Proctor results - average of Proctor nos. 1-4 shown on Log.
13	13 SAND 03	6/6/2007	684585.50	603051.60	12.6	123.6	8.8	125.0	10.2	98.9	Stavola pit Proctor results - ave. of Proctor nos. 1 - 25 shown on Proctor Summary Log.
7	07 SAND 40	6/6/2007	684679.64	603095.69	7.4	122.5	7.4	125.0	10.2	98.0	Stavola pit Proctor results - ave. of Proctor nos. 1 - 25 shown on Proctor Summary Log.
14	14 SAND 31	6/6/2007	685025.24	603281.75	12.2	122.6	7.2	125.0	10.2	98.0	Stavola pit Proctor results - ave. of Proctor nos. 1 - 25 shown on Proctor Summary Log.
14	14 SAND 03	6/6/2007	684585.50	603051.60	13.2	122.6	6.9	125.0	10.2	98.1	Stavola pit Proctor results - ave. of Proctor nos. 1 - 25 shown on Proctor Summary Log.
13	13 SAND 32	6/11/2007	685023.97	603435.95	13.9	123.1	5.2	125.1	10.1	98.4	Stavola pit Proctor results - ave. of Proctor nos. 1 - 26 shown on Proctor Summary Log.
13	13 SAND 66	6/11/2007	684937.29	603383.29	14.7	123.8	7.8	125.1	10.1	99.0	Stavola pit Proctor results - ave. of Proctor nos. 1 - 26 shown on Proctor Summary Log.
15	15 SAND 31	6/11/2007	685025.24	603281.75	13.7	124.0	7.7	125.1	10.1	99.1	Stavola pit Proctor results - ave. of Proctor nos. 1 - 26 shown on Proctor Summary Log.
16	16 SAND 65	6/11/2007	684938.79	603228.81	14.4	122.8	8.1	125.1	10.1	98.2	Stavola pit Proctor results - ave. of Proctor nos. 1 - 26 shown on Proctor Summary Log.
16	16 SAND 91	6/11/2007	684938.79	603228.81	14.9	122.6	6.4	125.1	10.1	98.0	Stavola pit Proctor results - ave. of Proctor nos. 1 - 26 shown on Proctor Summary Log.

16	16 SAND 69	6/11/2007	684720.70	603233.20	15.0	122.8	5.4	125.1	10.1	98.2	Stavola pit Proctor results - ave. of Proctor nos. 1 - 26 shown on Proctor Summary Log.
3	03 SAND 04	6/21/2007	684673.66	602949.86	2.0	122.8	7.8	125.1	10.1	98.2	Stavola pit Proctor results - ave. of Proctor nos. 1 - 27 shown on Proctor Summary Log.
2	02 SAND 41	6/21/2007	684767.59	602994.16	1.7	123.0	6.4	125.1	10.1	98.3	Stavola pit Proctor results - ave. of Proctor nos. 1 - 27 shown on Proctor Summary Log.
1	01 SAND 71	6/21/2007	684861.80	603038.13	1.7	123.2	7.2	125.1	10.1	98.5	Stavola pit Proctor results - ave. of Proctor nos. 1 - 27 shown on Proctor Summary Log.
1	01 SAND 94	6/21/2007	684944.15	603082.84	1.6	123.6	6.7	125.1	10.1	98.8	Stavola pit Proctor results - ave. of Proctor nos. 1 - 27 shown on Proctor Summary Log.
15	15 SAND 03	6/21/2007	684585.50	603051.60	14.0	122.6	7.7	125.1	10.1	98.0	Stavola pit Proctor results - ave. of Proctor nos. 1 - 27 shown on Proctor Summary Log.
2	02 SAND 94	7/6/2007	684944.15	603082.84	2.6	123.0	7.9	125.2	10.1	98.2	Stavola pit Proctor results - ave. of Proctor nos. 1 - 29 shown on Proctor Summary Log.
3	03 SAND 94	7/6/2007	684944.15	603082.84	3.9	123.3	8.1	125.2	10.1	98.5	Stavola pit Proctor results - ave. of Proctor nos. 1 - 29 shown on Proctor Summary Log.
2	02 SAND 71	7/6/2007	684861.80	603038.13	2.7	125.0	10.1	125.2	10.1	99.8	Stavola pit Proctor results - ave. of Proctor nos. 1 - 29 shown on Proctor Summary Log.
3	03 SAND 71	7/6/2007	684861.80	603038.13	3.9	124.4	7.5	125.2	10.1	99.4	Stavola pit Proctor results - ave. of Proctor nos. 1 - 29 shown on Proctor Summary Log.
3	03 SAND 41	7/6/2007	684767.59	602994.16	2.4	123.9	7.8	125.2	10.1	99.0	Stavola pit Proctor results - ave. of Proctor nos. 1 - 29 shown on Proctor Summary Log.
4	04 SAND 41	7/6/2007	684767.59	602994.16	3.8	123.0	8.3	125.2	10.1	98.2	Stavola pit Proctor results - ave. of Proctor nos. 1 - 29 shown on Proctor Summary Log.
1	01 SAND 30	7/24/2007	685200.20	603232.49	-1.8	122.7	10.7	125.2	10.2	98.0	Stavola pit Proctor results - ave. of Proctor nos. 1 - 30 shown on Proctor Summary Log.
1	01 SAND 64	7/24/2007	685113.19	603180.21	-1.8	123.9	8.2	125.2	10.2	99.0	Stavola pit Proctor results - ave. of Proctor nos. 1 - 30 shown on Proctor Summary Log.
1	01 SAND 90	7/24/2007	685026.50	603127.56	-1.9	123.5	10.8	125.2	10.2	98.6	Stavola pit Proctor results - ave. of Proctor nos. 1 - 30 shown on Proctor Summary Log.
4	04 SAND 71	7/24/2007	684861.80	603038.13	5.0	123.5	7.4	125.2	10.2	98.6	Stavola pit Proctor results - ave. of Proctor nos. 1 - 30 shown on Proctor Summary Log.
5	05 SAND 41	7/24/2007	684767.59	602994.16	4.5	123.8	9.2	125.2	10.2	98.9	Stavola pit Proctor results - ave. of Proctor nos. 1 - 30 shown on Proctor Summary Log.
4	04 SAND 04	7/24/2007	684673.66	602949.86	3.2	124.2	8.1	125.2	10.2	99.2	Stavola pit Proctor results - ave. of Proctor nos. 1 - 30 shown on Proctor Summary Log.
2	02 SAND 30	7/24/2007	685200.20	603232.49	-0.6	123.1	7.4	125.2	10.2	98.3	Stavola pit Proctor results - ave. of Proctor nos. 1 - 30 shown on Proctor Summary Log.
2	02 SAND 64	7/24/2007	685113.19	603180.21	-0.5	123.9	9.9	125.2	10.2	99.0	Stavola pit Proctor results - ave. of Proctor nos. 1 - 30 shown on Proctor Summary Log.
2	02 SAND 90	7/24/2007	685026.50	603127.56	-0.5	123.0	9.6	125.2	10.2	98.2	Stavola pit Proctor results - ave. of Proctor nos. 1 - 30 shown on Proctor Summary Log.
3	03 SAND 64	7/24/2007	685113.19	603180.21	0.5	123.3	9.9	125.2	10.2	98.5	Stavola pit Proctor results - ave. of Proctor nos. 1 - 30 shown on Proctor Summary Log.
3	03 SAND 30	7/24/2007	685200.20	603232.49	0.7	124.7	10.1	125.2	10.2	99.6	Stavola pit Proctor results - ave. of Proctor nos. 1 - 30 shown on Proctor Summary Log.
3	03 SAND 90	7/24/2007	685026.50	603127.56	0.5	123.6	9.4	125.2	10.2	98.7	Stavola pit Proctor results - ave. of Proctor nos. 1 - 30 shown on Proctor Summary Log.
4	04 SAND 64	7/24/2007	685113.19	603180.21	1.8	124.4	9.7	125.2	10.2	99.4	Stavola pit Proctor results - ave. of Proctor nos. 1 - 30 shown on Proctor Summary Log.
4	04 SAND 30	7/24/2007	685200.20	603232.49	1.7	124.1	9.5	125.2	10.2	99.1	Stavola pit Proctor results - ave. of Proctor nos. 1 - 30 shown on Proctor Summary Log.
4	04 SAND 90	7/24/2007	685026.50	603127.56	1.8	123.1	9.2	125.2	10.2	98.3	Stavola pit Proctor results - ave. of Proctor nos. 1 - 30 shown on Proctor Summary Log.
5	05 SAND 64	7/24/2007	685113.19	603180.21	2.9	123.3	9.1	125.2	10.2	98.5	Stavola pit Proctor results - ave. of Proctor nos. 1 - 30 shown on Proctor Summary Log.
5	05 SAND 30	7/24/2007	685200.20	603232.49	2.8	123.6	8.7	125.2	10.2	98.7	Stavola pit Proctor results - ave. of Proctor nos. 1 - 30 shown on Proctor Summary Log.
5	05 SAND 90	7/24/2007	685026.50	603127.56	3.0	123.5	8.8	125.2	10.2	98.6	Stavola pit Proctor results - ave. of Proctor nos. 1 - 30 shown on Proctor Summary Log.
6	06 SAND 30	8/20/2007	685200.20	603232.49	3.6	123.2	6.9	125.2	10.1	98.4	Stavola pit Proctor results - ave. of Proctor nos. 1 - 33 shown on Proctor Summary Log.
6	06 SAND 64	8/20/2007	685113.19	603180.21	4.1	122.7	7.4	125.2	10.1	98.0	Stavola pit Proctor results - ave. of Proctor nos. 1 - 33 shown on Proctor Summary Log.
6	06 SAND 90	8/20/2007	685026.50	603127.56	4.5	122.8	5.2	125.2	10.1	98.1	Stavola pit Proctor results - ave. of Proctor nos. 1 - 33 shown on Proctor Summary Log.
4	04 SAND 94	8/20/2007	684944.15	603082.84	4.5	123.4	6.4	125.2	10.1	98.6	Stavola pit Proctor results - ave. of Proctor nos. 1 - 33 shown on Proctor Summary Log.
5	05 SAND 71	8/20/2007	684861.80	603038.13	6.2	122.8	6.9	125.2	10.1	98.1	Stavola pit Proctor results - ave. of Proctor nos. 1 - 33 shown on Proctor Summary Log.
6	06 SAND 41	8/20/2007	684767.59	602994.16	5.6	122.9	6.5	125.2	10.1	98.2	Stavola pit Proctor results - ave. of Proctor nos. 1 - 33 shown on Proctor Summary Log.
7	07 SAND 90	8/20/2007	685026.50	603127.56	5.9	123.0	9.0	125.2	10.1	98.2	Stavola pit Proctor results - ave. of Proctor nos. 1 - 33 shown on Proctor Summary Log.
6	random clay 6	8/20/2007	685270.11	603217.94	-0.6	102.5	17.5	105.4	18.9	97.2	Stavola pit Proctor results - ave. of Proctor nos. 1 - 33 shown on Proctor Summary Log.
5	05 SAND 94	8/20/2007	684944.15	603082.84	5.8	123.1	8.6	125.2	10.1	98.3	Stavola pit Proctor results - ave. of Proctor nos. 1 - 33 shown on Proctor Summary Log.
5	05 SAND 04	8/20/2007	684673.66	602949.86	4.5	123.2	8.4	125.2	10.1	98.4	Stavola pit Proctor results - ave. of Proctor nos. 1 - 33 shown on Proctor Summary Log.
7	07 SAND 30	9/14/2007	685200.20	603232.49	4.5	122.8	6.9	125.3	10.0	98.0	Stavola pit Proctor results - ave. of Proctor nos. 1 - 35 shown on Proctor Summary Log.
7	07 SAND 64	9/14/2007	685113.19	603180.21	5.3	124.1	6.4	125.3	10.0	99.0	Stavola pit Proctor results - ave. of Proctor nos. 1 - 35 shown on Proctor Summary Log.
8	08 SAND 90	9/14/2007	685026.50	603127.56	7.2	123.1	5.9	125.3	10.0	98.2	Stavola pit Proctor results - ave. of Proctor nos. 1 - 35 shown on Proctor Summary Log.
6	06 SAND 94	9/14/2007	684944.15	603082.84	7.2	123.7	6.4	125.3	10.0	98.7	Stavola pit Proctor results - ave. of Proctor nos. 1 - 35 shown on Proctor Summary Log.
6	06 SAND 71	9/14/2007	684861.80	603038.13	7.4	122.8	6.1	125.3	10.0	98.0	Stavola pit Proctor results - ave. of Proctor nos. 1 - 35 shown on Proctor Summary Log.
7	07 SAND 41	9/14/2007	684767.59	602994.16	6.4	124.0	6.4	125.3	10.0	99.0	Stavola pit Proctor results - ave. of Proctor nos. 1 - 35 shown on Proctor Summary Log.
6	06 SAND 04	9/14/2007	684673.66	602949.86	5.5	123.5	6.4	125.3	10.0	98.6	Stavola pit Proctor results - ave. of Proctor nos. 1 - 35 shown on Proctor Summary Log.
1	01 SAND 05	9/14/2007	684761.783	602848.125	1.2	123.3	7.1	125.3	10.0	98.4	Stavola pit Proctor results - ave. of Proctor nos. 1 - 35 shown on Proctor Summary Log.
7	random clay 7	9/14/2007	684649.29	602897.23	5.0	101.3	17.5	103.9	18.7	97.5	Almasi Raritan Center pit Proctor results - average of Proctor nos. 1-5 shown on Log.
8	08 SAND 30	9/14/2007	685200.20	603232.49	5.5	122.9	5.9	125.3	10.0	98.1	Stavola pit Proctor results - ave. of Proctor nos. 1 - 35 shown on Proctor Summary Log.
8	08 SAND 64	9/14/2007	685113.19	603180.21	6.7	123.3	6.7	125.3	10.0	98.4	Stavola pit Proctor results - ave. of Proctor nos. 1 - 35 shown on Proctor Summary Log.
7	07 SAND 04	9/14/2007	684673.66	602949.86	6.5	123.2	6.5	125.3	10.0	98.3	Stavola pit Proctor results - ave. of Proctor nos. 1 - 35 shown on Proctor Summary Log.
9	09 SAND 30	10/2/2007	685200.20	603232.49	6.5	124.0	6.4	125.1	10.0	99.1	Stavola pit Proctor results - ave. of Proctor nos. 1 - 35 shown on Proctor Summary Log.
9	09 SAND 64	10/2/2007	685113.19	603180.21	7.8	123.1	5.7	125.1	10.0	98.4	Stavola pit Proctor results - ave. of Proctor nos. 1 - 35 shown on Proctor Summary Log.
9	09 SAND 90	10/2/2007	685026.50	603127.56	8.5	123.3	5.5	125.1	10.0	98.6	Stavola pit Proctor results - ave. of Proctor nos. 1 - 35 shown on Proctor Summary Log.
7	07 SAND 94	10/2/2007	684944.15	603082.84	8.8	123.6	6.8	125.1	10.0	98.8	Stavola pit Proctor results - ave. of Proctor nos. 1 - 35 shown on Proctor Summary Log.

7	07 SAND 71	10/2/2007	684861.80	603038.13	8.5	122.7	6.9	125.1	10.0	98.1	Stavola pit Proctor results - ave. of Proctor nos. 1 - 35 shown on Proctor Summary Log.
8	08 SAND 41	10/2/2007	684767.59	602994.16	7.8	122.8	6.4	125.1	10.0	98.2	Stavola pit Proctor results - ave. of Proctor nos. 1 - 35 shown on Proctor Summary Log.
8	08 SAND 04	10/2/2007	684673.66	602949.86	7.7	122.7	6.9	125.1	10.0	98.1	Stavola pit Proctor results - ave. of Proctor nos. 1 - 35 shown on Proctor Summary Log.
1	01 SAND 42	10/11/2007	684855.55	602892.62	-1.0	123.1	5.7	125.0	10.1	98.4	Stavola pit Proctor results - ave. of Proctor nos. 1 - 38 shown on Proctor Summary Log.
1	01 SAND 72	10/11/2007	684947.66	602934.22	-1.9	123.6	5.5	125.0	10.1	98.8	Stavola pit Proctor results - ave. of Proctor nos. 1 - 38 shown on Proctor Summary Log.
1	01 SAND 95	10/11/2007	685034.18	602959.87	-3.8	122.9	6.1	125.0	10.1	98.3	Stavola pit Proctor results - ave. of Proctor nos. 1 - 38 shown on Proctor Summary Log.
1	01 SAND 89	10/11/2007	685107.62	603010.32	-3.9	123.8	5.6	125.0	10.1	99.0	Stavola pit Proctor results - ave. of Proctor nos. 1 - 38 shown on Proctor Summary Log.
1	01 SAND 63	10/11/2007	685181.05	603058.73	-3.3	122.6	5.3	125.0	10.1	98.1	Stavola pit Proctor results - ave. of Proctor nos. 1 - 38 shown on Proctor Summary Log.
1	01 SAND 29	10/11/2007	685299.89	603133.81	-4.1	122.7	6.8	125.0	10.1	98.2	Stavola pit Proctor results - ave. of Proctor nos. 1 - 38 shown on Proctor Summary Log.
9	09 SAND 04	10/16/2007	684675.63	602946.28	8.8	124.1	6.6	125.0	10.1	99.2	Stavola pit Proctor results - ave. of Proctor nos. 1 - 38 shown on Proctor Summary Log.
9	09 SAND 41	10/16/2007	684775.45	602998.10	9.1	124.5	6.4	125.0	10.1	99.6	Stavola pit Proctor results - ave. of Proctor nos. 1 - 38 shown on Proctor Summary Log.
8	08 SAND 71	10/16/2007	684862.60	603034.58	10.2	123.7	5.9	125.0	10.1	98.9	Stavola pit Proctor results - ave. of Proctor nos. 1 - 38 shown on Proctor Summary Log.
8	08 SAND 94	10/16/2007	684935.03	603072.73	10.6	122.9	6.2	125.0	10.1	98.3	Stavola pit Proctor results - ave. of Proctor nos. 1 - 38 shown on Proctor Summary Log.
10	10 SAND 90	10/16/2007	685010.95	603171.53	9.8	123.4	5.7	125.0	10.1	98.9	Stavola pit Proctor results - ave. of Proctor nos. 1 - 38 shown on Proctor Summary Log.
10	10 SAND 64	10/16/2007	685114.52	603187.41	8.7	122.7	6.2	125.0	10.1	98.2	Stavola pit Proctor results - ave. of Proctor nos. 1 - 38 shown on Proctor Summary Log.
10	10 SAND 30	10/16/2007	685199.71	603236.14	7.6	124.1	7.0	125.0	10.1	98.0	Stavola pit Proctor results - ave. of Proctor nos. 1 - 38 shown on Proctor Summary Log.
11	11 SAND 30	10/26/2007	685200.81	603235.77	8.5	124.3	5.8	124.3	9.9	100.0	Stavola pit Proctor results - ave. of Proctor nos. 1 - 42 shown on Proctor Summary Log.
11	11 SAND 64	10/26/2007	685119.29	603178.67	10.0	124.1	5.6	124.3	9.9	99.9	Stavola pit Proctor results - ave. of Proctor nos. 1 - 42 shown on Proctor Summary Log.
11	11 SAND 90	10/26/2007	685010.13	603171.67	11.1	122.7	5.7	124.3	9.9	98.7	Stavola pit Proctor results - ave. of Proctor nos. 1 - 42 shown on Proctor Summary Log.
9	09 SAND 94	10/26/2007	684931.06	603070.08	11.6	122.4	7.7	124.3	9.9	98.5	Stavola pit Proctor results - ave. of Proctor nos. 1 - 42 shown on Proctor Summary Log.
9	09 SAND 71	10/26/2007	684852.89	603045.38	11.5	123.3	7.5	124.3	9.9	99.2	Stavola pit Proctor results - ave. of Proctor nos. 1 - 42 shown on Proctor Summary Log.
10	10 SAND 41	10/26/2007	684765.67	603010.40	10.3	124.2	7.4	124.3	9.9	99.9	Stavola pit Proctor results - ave. of Proctor nos. 1 - 42 shown on Proctor Summary Log.
10	10 SAND 04	10/26/2007	684675.23	602948.93	9.7	123.7	7.0	124.3	9.9	99.0	Stavola pit Proctor results - ave. of Proctor nos. 1 - 42 shown on Proctor Summary Log.
2	02 SAND 05	10/26/2007	684760.79	602844.50	2.2	123.6	7.2	124.3	9.9	99.4	Stavola pit Proctor results - ave. of Proctor nos. 1 - 42 shown on Proctor Summary Log.
2	02 SAND 42	10/26/2007	684861.14	602883.02	0.4	122.2	6.1	124.3	9.9	98.3	Stavola pit Proctor results - ave. of Proctor nos. 1 - 42 shown on Proctor Summary Log.
2	02 SAND 72	10/26/2007	684955.81	602919.00	-0.5	124.2	5.6	124.3	9.9	99.9	Stavola pit Proctor results - ave. of Proctor nos. 1 - 42 shown on Proctor Summary Log.
2	02 SAND 95	10/26/2007	685037.17	602957.48	-2.3	122.3	5.8	124.3	9.9	98.4	Stavola pit Proctor results - ave. of Proctor nos. 1 - 42 shown on Proctor Summary Log.
2	02 SAND 89	10/26/2007	685115.22	603005.03	-2.4	123.5	5.7	124.3	9.9	99.4	Stavola pit Proctor results - ave. of Proctor nos. 1 - 42 shown on Proctor Summary Log.
2	02 SAND 63	10/26/2007	685189.89	603045.46	-1.8	123.0	7.2	124.3	9.9	99.0	Stavola pit Proctor results - ave. of Proctor nos. 1 - 42 shown on Proctor Summary Log.
2	02 SAND 29	10/26/2007	685306.78	603125.52	-2.8	123.1	7.4	124.3	9.9	99.0	Stavola pit Proctor results - ave. of Proctor nos. 1 - 42 shown on Proctor Summary Log.
3	03 SAND 29	11/13/2007	685307.44	603131.23	-1.5	122.3	7.5	124.3	9.9	98.4	Stavola pit Proctor results - ave. of Proctor nos. 1 - 42 shown on Proctor Summary Log.
3	03 SAND 63	11/13/2007	685147.43	603076.95	-0.5	122.7	7.1	124.3	9.9	98.7	Stavola pit Proctor results - ave. of Proctor nos. 1 - 42 shown on Proctor Summary Log.
3	03 SAND 89	11/13/2007	685084.79	603009.22	-1.0	123.3	7.6	124.3	9.9	99.2	Stavola pit Proctor results - ave. of Proctor nos. 1 - 42 shown on Proctor Summary Log.
3	03 SAND 95	11/13/2007	685015.35	602964.29	-1.1	123.5	8.8	124.3	9.9	99.4	Stavola pit Proctor results - ave. of Proctor nos. 1 - 42 shown on Proctor Summary Log.
3	03 SAND 72	11/13/2007	684952.09	602922.55	0.8	122.6	7.2	124.3	9.9	98.6	Stavola pit Proctor results - ave. of Proctor nos. 1 - 42 shown on Proctor Summary Log.
3	03 SAND 42	11/13/2007	684860.12	602881.71	1.8	123.1	9.2	124.3	9.9	99.0	Stavola pit Proctor results - ave. of Proctor nos. 1 - 42 shown on Proctor Summary Log.
3	03 SAND 05	11/13/2007	684752.67	602843.41	3.3	123.4	8.8	124.3	9.9	99.3	Stavola pit Proctor results - ave. of Proctor nos. 1 - 42 shown on Proctor Summary Log.
11	11 SAND 04	11/13/2007	684677.83	602953.09	10.8	123.9	8.2	124.3	9.9	99.7	Stavola pit Proctor results - ave. of Proctor nos. 1 - 42 shown on Proctor Summary Log.
11	11 SAND 41	11/13/2007	684771.72	603022.07	11.6	122.8	8.8	124.3	9.9	98.8	Stavola pit Proctor results - ave. of Proctor nos. 1 - 42 shown on Proctor Summary Log.
10	10 SAND 71	11/13/2007	684849.53	603048.35	12.6	122.5	7.9	124.3	9.9	98.6	Stavola pit Proctor results - ave. of Proctor nos. 1 - 42 shown on Proctor Summary Log.
10	10 SAND 94	11/13/2007	684930.16	603072.64	12.6	123.7	8.2	124.3	9.9	99.5	Stavola pit Proctor results - ave. of Proctor nos. 1 - 42 shown on Proctor Summary Log.
12	12 SAND 90	11/13/2007	685019.49	603178.23	12.3	123.5	7.2	124.3	9.9	99.4	Stavola pit Proctor results - ave. of Proctor nos. 1 - 42 shown on Proctor Summary Log.
12	12 SAND 64	11/13/2007	685110.81	603186.57	11.3	122.9	7.1	124.3	9.9	98.9	Stavola pit Proctor results - ave. of Proctor nos. 1 - 42 shown on Proctor Summary Log.
12	12 SAND 30	11/13/2007	685205.49	603236.15	9.7	123.1	7.8	124.3	9.9	99.0	Stavola pit Proctor results - ave. of Proctor nos. 1 - 42 shown on Proctor Summary Log.
4	04 SAND 29	1/7/2008	685301.27	603126.94	0.1	123.1	5.7	124.5	9.9	98.9	Stavola pit Proctor results - ave. of Proctor nos. 1 - 46 shown on Proctor Summary Log.
4	04 SAND 63	1/7/2008	685161.17	603081.42	0.8	122.6	5.5	124.5	9.9	98.5	Stavola pit Proctor results - ave. of Proctor nos. 1 - 46 shown on Proctor Summary Log.
4	04 SAND 89	1/7/2008	685093.77	603018.69	0.5	122.2	5.9	124.5	9.9	98.1	Stavola pit Proctor results - ave. of Proctor nos. 1 - 46 shown on Proctor Summary Log.
4	04 SAND 95	1/7/2008	685020.84	602975.28	0.3	122.4	6.6	124.5	9.9	98.3	Stavola pit Proctor results - ave. of Proctor nos. 1 - 46 shown on Proctor Summary Log.
4	04 SAND 72	1/7/2008	684952.31	602924.55	2.0	122.9	5.8	124.5	9.9	98.7	Stavola pit Proctor results - ave. of Proctor nos. 1 - 46 shown on Proctor Summary Log.
4	04 SAND 42	1/7/2008	684859.31	602885.55	3.1	122.9	6.9	124.5	9.9	98.7	Stavola pit Proctor results - ave. of Proctor nos. 1 - 46 shown on Proctor Summary Log.
4	04 SAND 05	1/7/2008	684741.17	602844.01	4.7	123.2	9.1	124.5	9.9	99.0	Stavola pit Proctor results - ave. of Proctor nos. 1 - 46 shown on Proctor Summary Log.
5	05 SAND 29	1/11/2008	685259.09	603107.47	2.1	122.6	7.6	124.5	9.9	98.5	Stavola pit Proctor results - ave. of Proctor nos. 1 - 46 shown on Proctor Summary Log.
5	05 SAND 63	1/11/2008	685127.78	603114.07	2.7	123.1	8.1	124.5	9.9	98.9	Stavola pit Proctor results - ave. of Proctor nos. 1 - 46 shown on Proctor Summary Log.
5	05 SAND 89	1/11/2008	685092.58	603035.78	2.4	123.4	8.2	124.5	9.9	99.1	Stavola pit Proctor results - ave. of Proctor nos. 1 - 46 shown on Proctor Summary Log.
5	05 SAND 95	1/11/2008	685022.38	602993.20	2.3	122.8	7.6	124.5	9.9	98.6	Stavola pit Proctor results - ave. of Proctor nos. 1 - 46 shown on Proctor Summary Log.
5	05 SAND 72	1/11/2008	684946.89	602936.36	3.9	123.1	7.4	124.5	9.9	98.9	Stavola pit Proctor results - ave. of Proctor nos. 1 - 46 shown on Proctor Summary Log.

5	05 SAND 42	1/11/2008	684857.35	602884.31	5.0	123.7	7.0	124.5	9.9	99.4	Stavola pit Proctor results - ave. of Proctor nos. 1 - 46 shown on Proctor Summary Log.
5	05 SAND 05	1/11/2008	684763.11	602829.57	5.7	123.8	7.9	124.5	9.9	99.4	Stavola pit Proctor results - ave. of Proctor nos. 1 - 46 shown on Proctor Summary Log.
6	06 SAND 29	1/29/2008	685259.96	603126.25	4.3	123.0	6.6	124.5	9.9	98.8	Stavola pit Proctor results - ave. of Proctor nos. 1 - 46 shown on Proctor Summary Log.
6	06 SAND 63	1/29/2008	685167.60	603066.93	4.8	122.6	4.9	124.5	9.9	98.5	Stavola pit Proctor results - ave. of Proctor nos. 1 - 46 shown on Proctor Summary Log.
6	06 SAND 89	1/29/2008	685087.88	603024.70	4.4	122.7	4.7	124.5	9.9	98.6	Stavola pit Proctor results - ave. of Proctor nos. 1 - 46 shown on Proctor Summary Log.
6	06 SAND 95	1/29/2008	684993.31	602968.56	4.5	122.9	7.5	124.5	9.9	98.7	Stavola pit Proctor results - ave. of Proctor nos. 1 - 46 shown on Proctor Summary Log.
6	06 SAND 72	1/29/2008	684923.74	602918.40	5.4	123.7	4.6	124.5	9.9	99.4	Stavola pit Proctor results - ave. of Proctor nos. 1 - 46 shown on Proctor Summary Log.
6	06 SAND 42	1/29/2008	684833.31	602864.45	6.0	122.2	5.8	124.5	9.9	98.2	Stavola pit Proctor results - ave. of Proctor nos. 1 - 46 shown on Proctor Summary Log.
6	06 SAND 05	1/29/2008	684753.79	602825.63	6.7	123.4	5.7	124.5	9.9	99.1	Stavola pit Proctor results - ave. of Proctor nos. 1 - 46 shown on Proctor Summary Log.
7	07 SAND 29	2/7/2008	685242.64	603116.83	6.4	123.6	10.7	124.5	9.9	99.3	Stavola pit Proctor results - ave. of Proctor nos. 1 - 46 shown on Proctor Summary Log.
7	07 SAND 63	2/7/2008	685177.71	603084.79	6.9	123.9	9.2	124.5	9.9	99.5	Stavola pit Proctor results - ave. of Proctor nos. 1 - 46 shown on Proctor Summary Log.
7	07 SAND 89	2/7/2008	685096.84	603033.04	6.4	123.0	9.1	124.5	9.9	98.8	Stavola pit Proctor results - ave. of Proctor nos. 1 - 46 shown on Proctor Summary Log.
7	07 SAND 95	2/7/2008	685012.09	602974.44	6.6	122.4	7.5	124.5	9.9	98.3	Stavola pit Proctor results - ave. of Proctor nos. 1 - 46 shown on Proctor Summary Log.
7	07 SAND 72	2/7/2008	684943.11	602922.81	7.3	123.4	9.3	124.5	9.9	99.1	Stavola pit Proctor results - ave. of Proctor nos. 1 - 46 shown on Proctor Summary Log.
7	07 SAND 42	2/7/2008	684862.39	602876.57	8.0	123.6	7.4	124.5	9.9	99.3	Stavola pit Proctor results - ave. of Proctor nos. 1 - 46 shown on Proctor Summary Log.
7	07 SAND 05	2/7/2008	684743.20	602826.22	7.7	122.9	8.8	124.5	9.9	98.7	Stavola pit Proctor results - ave. of Proctor nos. 1 - 46 shown on Proctor Summary Log.
8	08 SAND 29	2/8/2008	685244.39	603117.60	7.3	122.4	9.4	124.5	9.9	98.3	Stavola pit Proctor results - ave. of Proctor nos. 1 - 46 shown on Proctor Summary Log.
8	08 SAND 63	2/8/2008	685185.86	603077.53	8.5	122.8	8.9	124.5	9.9	98.6	Stavola pit Proctor results - ave. of Proctor nos. 1 - 46 shown on Proctor Summary Log.
8	08 SAND 89	2/8/2008	685075.19	603045.38	8.4	123.3	6.9	124.5	9.9	99.0	Stavola pit Proctor results - ave. of Proctor nos. 1 - 46 shown on Proctor Summary Log.
8	08 SAND 95	2/8/2008	685003.86	602989.48	8.6	122.6	6.5	124.5	9.9	98.5	Stavola pit Proctor results - ave. of Proctor nos. 1 - 46 shown on Proctor Summary Log.
8	08 SAND 72	2/8/2008	684938.61	602943.14	9.0	122.7	5.8	124.5	9.9	98.6	Stavola pit Proctor results - ave. of Proctor nos. 1 - 46 shown on Proctor Summary Log.
8	08 SAND 42	2/8/2008	684851.65	602889.10	9.1	123.6	7.6	124.5	9.9	99.3	Stavola pit Proctor results - ave. of Proctor nos. 1 - 46 shown on Proctor Summary Log.
8	08 SAND 05	2/8/2008	684747.90	602847.47	8.7	123.1	6.0	124.5	9.9	98.9	Stavola pit Proctor results - ave. of Proctor nos. 1 - 46 shown on Proctor Summary Log.
1	01 SAND 28	3/7/2008	685348.73	602973.72	-3.4	125.8	6.3	125.8	9.8	100.0	Stavola pit Proctor results - ave. of Proctor nos. 1 - 52 shown on Proctor Summary Log.
1	01 SAND 62	3/7/2008	685266.55	602914.52	-2.9	124.6	6.2	125.8	9.8	99.0	Stavola pit Proctor results - ave. of Proctor nos. 1 - 52 shown on Proctor Summary Log.
1	01 SAND 88	3/7/2008	685192.18	602857.47	-3.0	125.9	6.2	125.8	9.8	100.1	Stavola pit Proctor results - ave. of Proctor nos. 1 - 52 shown on Proctor Summary Log.
2	02 SAND 28	3/7/2008	685350.22	602969.91	-2.2	123.9	6.6	125.8	9.8	98.5	Stavola pit Proctor results - ave. of Proctor nos. 1 - 52 shown on Proctor Summary Log.
2	02 SAND 62	3/7/2008	685271.50	602911.85	-1.8	123.7	6.2	125.8	9.8	98.3	Stavola pit Proctor results - ave. of Proctor nos. 1 - 52 shown on Proctor Summary Log.
2	02 SAND 88	3/7/2008	685200.73	602860.54	-1.9	125.6	6.8	125.8	9.8	99.8	Stavola pit Proctor results - ave. of Proctor nos. 1 - 52 shown on Proctor Summary Log.
1	01 SAND 73	3/14/2008	685095.53	602791.01	-3.0	124.4	8.0	125.8	9.8	98.9	Stavola pit Proctor results - ave. of Proctor nos. 1 - 52 shown on Proctor Summary Log.
1	01 SAND 43	3/14/2008	685008.05	602726.80	-3.2	123.9	8.4	125.8	9.8	98.5	Stavola pit Proctor results - ave. of Proctor nos. 1 - 52 shown on Proctor Summary Log.
1	01 SAND 06	3/14/2008	684926.48	602679.20	-3.0	123.3	5.8	125.8	9.8	98.0	Stavola pit Proctor results - ave. of Proctor nos. 1 - 52 shown on Proctor Summary Log.
2	02 SAND 73	3/14/2008	685097.65	602786.33	-2.1	124.6	10.4	125.8	9.8	99.0	Stavola pit Proctor results - ave. of Proctor nos. 1 - 52 shown on Proctor Summary Log.
2	02 SAND 43	3/14/2008	685008.18	602726.77	-2.0	124.0	6.0	125.8	9.8	98.6	Stavola pit Proctor results - ave. of Proctor nos. 1 - 52 shown on Proctor Summary Log.
2	02 SAND 06	3/14/2008	684924.94	602679.85	-1.9	123.6	6.4	125.8	9.8	98.3	Stavola pit Proctor results - ave. of Proctor nos. 1 - 52 shown on Proctor Summary Log.
3	03 SAND 28	3/21/2008	685346.91	602949.21	-0.6	123.6	5.9	125.8	9.8	98.3	Stavola pit Proctor results - ave. of Proctor nos. 1 - 52 shown on Proctor Summary Log.
3	03 SAND 62	3/21/2008	685271.84	602902.88	-0.4	123.1	7.9	125.8	9.8	97.9	Stavola pit Proctor results - ave. of Proctor nos. 1 - 52 shown on Proctor Summary Log.
3	03 SAND 88	3/21/2008	685196.65	602855.28	-0.3	122.8	6.1	125.8	9.8	97.6	Stavola pit Proctor results - ave. of Proctor nos. 1 - 52 shown on Proctor Summary Log.
3	03 SAND 73	3/21/2008	685101.39	602805.82	-0.5	123.5	6.7	125.8	9.8	98.2	Stavola pit Proctor results - ave. of Proctor nos. 1 - 52 shown on Proctor Summary Log.
4	04 SAND 73	3/21/2008	685090.93	602829.69	0.9	123.0	5.3	125.8	9.8	97.8	Stavola pit Proctor results - ave. of Proctor nos. 1 - 52 shown on Proctor Summary Log.
4	04 SAND 88	3/21/2008	685186.54	602855.63	1.0	123.3	7.0	125.8	9.8	98.0	Stavola pit Proctor results - ave. of Proctor nos. 1 - 52 shown on Proctor Summary Log.
4	04 SAND 62	3/21/2008	685254.83	602901.07	1.1	123.7	7.4	125.8	9.8	98.3	Stavola pit Proctor results - ave. of Proctor nos. 1 - 52 shown on Proctor Summary Log.
4	04 SAND 28	3/21/2008	685332.19	602949.71	0.8	123.9	6.5	125.8	9.8	98.5	Stavola pit Proctor results - ave. of Proctor nos. 1 - 52 shown on Proctor Summary Log.
1	01 CLAY 07	3/21/2008	685380.48	603045.77	-1.6	103.4	15.0	105.1	18.7	98.4	Almasi Raritan Center pit Proctor results - average of Proctor nos. 1-4 shown on Log.
2	02 CLAY 07	4/24/2008	685396.82	602997.67	0.0	104.1	16.1	105.1	18.7	99.0	Almasi Raritan Center pit Proctor results - average of Proctor nos. 1-4 shown on Log.
3	03 CLAY 07	4/24/2008	685389.19	603020.48	1.6	104.4	15.3	105.1	18.7	99.3	Almasi Raritan Center pit Proctor results - average of Proctor nos. 1-4 shown on Log.
4	04 CLAY 07	4/24/2008	685380.07	603041.56	3.0	103.8	15.8	105.1	18.7	98.8	Almasi Raritan Center pit Proctor results - average of Proctor nos. 1-4 shown on Log.
12	12 SAND 04	4/24/2008	684693.77	602964.03	12.0	122.2	6.1	124.5	9.8	98.2	Stavola pit Proctor results - ave. of Proctor nos. 1 - 58 shown on Proctor Summary Log.
12	12 SAND41	4/24/2008	684788.25	602987.07	12.7	123.1	4.9	124.5	9.8	98.9	Stavola pit Proctor results - ave. of Proctor nos. 1 - 58 shown on Proctor Summary Log.
11	11 SAND 71	4/24/2008	684891.58	603019.51	12.8	122.6	6.4	124.5	9.8	98.5	Stavola pit Proctor results - ave. of Proctor nos. 1 - 58 shown on Proctor Summary Log.
11	11 SAND 94	4/24/2008	684939.1	603075.33	12.9	122.8	6.9	124.5	9.8	98.6	Stavola pit Proctor results - ave. of Proctor nos. 1 - 58 shown on Proctor Summary Log.
13	13 SAND 90	4/24/2008	685019.58	603148.64	14.0	123.1	5.9	124.5	9.8	98.9	Stavola pit Proctor results - ave. of Proctor nos. 1 - 58 shown on Proctor Summary Log.
13	13 SAND 64	4/24/2008	685108.71	603188.65	13.8	122.5	8.1	124.5	9.8	98.4	Stavola pit Proctor results - ave. of Proctor nos. 1 - 58 shown on Proctor Summary Log.
13	13 SAND 30	4/24/2008	685195.03	603243.33	13.8	122.8	7.2	124.5	9.8	98.6	Stavola pit Proctor results - ave. of Proctor nos. 1 - 58 shown on Proctor Summary Log.

13	13 SAND 04	4/24/2008	684717.47	602921.73	14.1	123.6	5.3	124.5	9.8	99.3	Stavola pit Proctor results - ave. of Proctor nos. 1 - 58 shown on Proctor Summary Log.
13	13 SAND 41	4/24/2008	684817.66	603028.33	14.0	122.9	5.6	124.5	9.8	98.7	Stavola pit Proctor results - ave. of Proctor nos. 1 - 58 shown on Proctor Summary Log.
12	12 SAND 71	4/24/2008	684889.24	603031.48	13.5	123.7	5.9	124.5	9.8	99.4	Stavola pit Proctor results - ave. of Proctor nos. 1 - 58 shown on Proctor Summary Log.
12	12 SAND 94	4/24/2008	684939.33	603085.56	13.6	123.3	5.7	124.5	9.8	99.0	Stavola pit Proctor results - ave. of Proctor nos. 1 - 58 shown on Proctor Summary Log.
13	13 SAND 71	4/24/2008	684889.04	603041.8	14.2	123.2	6.4	124.5	9.8	99.0	Stavola pit Proctor results - ave. of Proctor nos. 1 - 58 shown on Proctor Summary Log.
13	13 SAND 94	4/24/2008	684938.97	603097.45	14.3	122.7	6.3	124.5	9.8	98.6	Stavola pit Proctor results - ave. of Proctor nos. 1 - 58 shown on Proctor Summary Log.
9	09 SAND 05	4/24/2008	684784.35	602829.6	10.0	123.4	5.5	124.5	9.8	99.1	Stavola pit Proctor results - ave. of Proctor nos. 1 - 58 shown on Proctor Summary Log.
9	09 SAND 42	4/24/2008	684858.73	602870.34	10.2	122.3	6.0	124.5	9.8	98.2	Stavola pit Proctor results - ave. of Proctor nos. 1 - 58 shown on Proctor Summary Log.
9	09 SAND 72	4/24/2008	684958.09	602916.06	10.3	123.2	5.9	124.5	9.8	99.0	Stavola pit Proctor results - ave. of Proctor nos. 1 - 58 shown on Proctor Summary Log.
9	09 SAND 95	4/24/2008	685041.07	602957.82	10.1	123.5	5.7	124.5	9.8	99.2	Stavola pit Proctor results - ave. of Proctor nos. 1 - 58 shown on Proctor Summary Log.
9	09 SAND 89	4/24/2008	685103.18	603018.44	9.9	123.2	5.5	124.5	9.8	99.0	Stavola pit Proctor results - ave. of Proctor nos. 1 - 58 shown on Proctor Summary Log.
9	09 SAND 63	4/24/2008	685164.23	603077.88	9.7	122.5	5.8	124.5	9.8	98.4	Stavola pit Proctor results - ave. of Proctor nos. 1 - 58 shown on Proctor Summary Log.
9	09 SAND 29	4/24/2008	685240.37	603127.4	8.7	122.7	6.2	124.5	9.8	98.6	Stavola pit Proctor results - ave. of Proctor nos. 1 - 58 shown on Proctor Summary Log.
10	10 SAND 05	4/24/2008	684773.15	602834.71	11.4	122.6	5.7	124.5	9.8	98.5	Stavola pit Proctor results - ave. of Proctor nos. 1 - 58 shown on Proctor Summary Log.
10	10 SAND 42	4/24/2008	684851.75	602876.78	11.5	122.9	6.3	124.5	9.8	98.7	Stavola pit Proctor results - ave. of Proctor nos. 1 - 58 shown on Proctor Summary Log.
10	10 SAND 72	4/24/2008	684952.94	602920.27	11.7	122.5	5.4	124.5	9.8	98.4	Stavola pit Proctor results - ave. of Proctor nos. 1 - 58 shown on Proctor Summary Log.
10	10 SAND 95	4/24/2008	685035.17	602962.65	11.5	123.6	5.1	124.5	9.8	99.3	Stavola pit Proctor results - ave. of Proctor nos. 1 - 58 shown on Proctor Summary Log.
10	10 SAND 89	4/24/2008	685090.21	603033.91	11.0	122.8	4.9	124.5	9.8	98.6	Stavola pit Proctor results - ave. of Proctor nos. 1 - 58 shown on Proctor Summary Log.
10	10 SAND 63	4/24/2008	685159.67	603082.9	11.3	122.9	6.4	124.5	9.8	98.7	Stavola pit Proctor results - ave. of Proctor nos. 1 - 58 shown on Proctor Summary Log.
10	10 SAND 29	4/24/2008	685228.67	603137.72	10.9	123.4	5.4	124.5	9.8	99.1	Stavola pit Proctor results - ave. of Proctor nos. 1 - 58 shown on Proctor Summary Log.
11	11 SAND 05	5/1/2008	684759.23	602836.05	12.5	123.4	7.1	124.5	9.8	99.1	Stavola pit Proctor results - ave. of Proctor nos. 1 - 58 shown on Proctor Summary Log.
11	11 SAND 42	5/1/2008	684849.22	602877.66	12.8	122.5	6.2	124.5	9.8	98.4	Stavola pit Proctor results - ave. of Proctor nos. 1 - 58 shown on Proctor Summary Log.
11	11 SAND 72	5/1/2008	684944.80	602920.61	12.9	122.8	6.0	124.5	9.8	98.6	Stavola pit Proctor results - ave. of Proctor nos. 1 - 58 shown on Proctor Summary Log.
11	11 SAND 95	5/1/2008	685029.82	602964.91	12.7	123.1	6.3	124.5	9.8	98.9	Stavola pit Proctor results - ave. of Proctor nos. 1 - 58 shown on Proctor Summary Log.
11	11 SAND 89	5/1/2008	685104.91	603005.29	12.4	123.7	5.4	124.5	9.8	99.4	Stavola pit Proctor results - ave. of Proctor nos. 1 - 58 shown on Proctor Summary Log.
11	11 SAND 63	5/1/2008	685189.52	603054.22	12.3	122.9	5.6	124.5	9.8	98.7	Stavola pit Proctor results - ave. of Proctor nos. 1 - 58 shown on Proctor Summary Log.
11	11 SAND 29	5/1/2008	685270.07	603088.08	12.4	122.7	7.3	124.5	9.8	98.6	Stavola pit Proctor results - ave. of Proctor nos. 1 - 58 shown on Proctor Summary Log.
1	01 SAND 27	5/1/2008	685390.34	602892.43	-2.9	122.6	8.6	124.5	9.8	98.5	Stavola pit Proctor results - ave. of Proctor nos. 1 - 58 shown on Proctor Summary Log.
1	01 SAND 61	5/1/2008	685314.10	602821.13	-3.0	123.2	6.8	124.5	9.8	99.0	Stavola pit Proctor results - ave. of Proctor nos. 1 - 58 shown on Proctor Summary Log.
1	01 SAND 87	5/1/2008	685242.66	602760.92	-3.0	122.3	6.9	124.5	9.8	98.2	Stavola pit Proctor results - ave. of Proctor nos. 1 - 58 shown on Proctor Summary Log.
1	01 SAND 74	5/1/2008	685120.90	602706.09	-3.1	122.0	6.1	124.5	9.8	98.0	Stavola pit Proctor results - ave. of Proctor nos. 1 - 58 shown on Proctor Summary Log.
1	01 SAND 44	5/1/2008	685043.41	602652.44	-2.9	123.3	5.6	124.5	9.8	99.0	Stavola pit Proctor results - ave. of Proctor nos. 1 - 58 shown on Proctor Summary Log.
1	01 SAND 07	5/1/2008	684958.56	602592.44	-3.0	122.8	5.9	124.5	9.8	98.6	Stavola pit Proctor results - ave. of Proctor nos. 1 - 58 shown on Proctor Summary Log.
1	01 CLAY 03	5/1/2008	684893.84	602599.94	-2.7	97.5	19.2	99.0	23.1	98.5	Haas Clay Proctor results No. 1 shown on log
2	02 CLAY 03	5/1/2008	684881.82	602614.54	-1.4	98.1	18.5	99.0	23.1	99.1	Haas Clay Proctor results No. 1 shown on log
2	02 SAND 27	5/8/2008	685382.21	602890.03	-1.5	123.4	4.9	124.2	10.2	99.4	Stavola pit Proctor results - ave. of Proctor nos. 1 - 58 shown on Proctor Summary Log.
2	02 SAND 61	5/8/2008	685293.57	602845.91	-1.5	123.9	5.2	124.2	10.2	99.8	Stavola pit Proctor results - ave. of Proctor nos. 1 - 58 shown on Proctor Summary Log.
2	02 SAND 87	5/8/2008	685210.15	602759.21	-1.4	122.0	4.9	124.2	10.2	98.2	Stavola pit Proctor results - ave. of Proctor nos. 1 - 58 shown on Proctor Summary Log.
2	02 SAND 74	5/8/2008	685116.74	602691.78	-1.6	123.0	5.9	124.2	10.2	99.0	Stavola pit Proctor results - ave. of Proctor nos. 1 - 58 shown on Proctor Summary Log.
2	02 SAND 44	5/8/2008	685016.05	602647.34	-1.5	123.8	4.1	124.2	10.2	99.7	Stavola pit Proctor results - ave. of Proctor nos. 1 - 58 shown on Proctor Summary Log.
2	02 SAND 07	5/8/2008	684939.81	602589.60	-1.4	122.7	5.3	124.2	10.2	98.8	Stavola pit Proctor results - ave. of Proctor nos. 1 - 58 shown on Proctor Summary Log.
3	03 CLAY 03	5/8/2008	684889.69	602599.56	-0.4	98.9	16.8	99.0	23.1	99.9	Haas Clay Proctor results No. 1 shown on log
4	04 CLAY 03	5/8/2008	684864.46	602626.56	0.5	98.5	16.8	99.0	23.1	99.5	Haas Clay Proctor results No. 1 shown on log
3	03 SAND 07	5/28/2008	684928.66	602626.56	0.2	124.2	6.2	124.2	10.2	100.0	Stavola pit Proctor results - ave. of Proctor nos. 1 - 58 shown on Proctor Summary Log.
3	03 SAND 44	5/28/2008	685011.15	602677.54	0.0	124.0	5.8	124.2	10.2	99.8	Stavola pit Proctor results - ave. of Proctor nos. 1 - 58 shown on Proctor Summary Log.
3	03 SAND 74	5/28/2008	685100.84	602730.35	0.1	124.1	5.1	124.2	10.2	99.9	Stavola pit Proctor results - ave. of Proctor nos. 1 - 58 shown on Proctor Summary Log.
3	03 SAND 87	5/28/2008	685185.91	602771.67	0.0	123.9	6.2	124.2	10.2	99.8	Stavola pit Proctor results - ave. of Proctor nos. 1 - 58 shown on Proctor Summary Log.
3	03 SAND 61	5/28/2008	685281.66	602850.44	0.2	124.2	5.9	124.2	10.2	100.0	Stavola pit Proctor results - ave. of Proctor nos. 1 - 58 shown on Proctor Summary Log.
3	03 SAND 27	5/28/2008	685368.00	602890.79	0.3	122.4	6.9	124.2	10.2	98.6	Stavola pit Proctor results - ave. of Proctor nos. 1 - 58 shown on Proctor Summary Log.
4	04 SAND 87	7/11/2008	685157.73	602753.85	1.5	122.7	5.3	125.2	9.5	98.0	Lake Hopatcong Pit Proctor No. 1 shown on Procotr Summary Log
4	04 SAND 74	7/11/2008	685090.95	602711.40	1.6	123.9	4.9	125.2	9.5	99.0	Lake Hopatcong Pit Proctor No. 1 shown on Procotr Summary Log
4	04 SAND 44	7/11/2008	685026.61	602675.12	1.5	124.9	5.7	125.2	9.5	99.8	Lake Hopatcong Pit Proctor No. 1 shown on Procotr Summary Log
4	04 SAND 07	7/11/2008	684948.00	602625.00	1.7	124.3	5.5	125.2	9.5	99.3	Lake Hopatcong Pit Proctor No. 1 shown on Procotr Summary Log
5	05 SAND 06	7/11/2008	684931.46	602683.46	2.4	123.4	5.8	125.2	9.5	98.6	Lake Hopatcong Pit Proctor No. 1 shown on Procotr Summary Log
5	05 SAND 43	7/11/2008	684995.62	602749.67	2.3	124.0	5.1	125.2	9.5	99.0	Lake Hopatcong Pit Proctor No. 1 shown on Procotr Summary Log
5	05 SAND 73	7/11/2008	685044.02	602795.16	2.4	122.9	5.7	125.2	9.5	98.2	Lake Hopatcong Pit Proctor No. 1 shown on Procotr Summary Log

5	05 SAND 88	7/11/2008	685157.31	602856.11	2.5	124.2	6.1	125.2	9.5	99.2	Lake Hopatcong Pit Proctor No. 1 shown on Procotr Summary Log
5	05 CLAY 03	7/11/2008	684879.77	602616.56	4.1	97.5	13.4	99.0	23.1	98.5	Haas Clay Proctor results No. 1 shown on Proctor Summary Log
6	06 CLAY 03	7/11/2008	684867.57	602631.41	5.8	98.2	15.3	99.0	23.1	99.2	Haas Clay Proctor results No. 1 shown on Proctor Summary Log
5	05 SAND 87	7/25/2008	685201.20	602793.21	3.5	123.2	9.1	125.2	9.5	98.4	Lake Hopatcong Pit Proctor No. 1 shown on Procotr Summary Log
5	05 SAND 74	7/25/2008	685114.53	602742.54	3.7	122.9	8.9	125.2	9.5	98.2	Lake Hopatcong Pit Proctor No. 1 shown on Procotr Summary Log
5	05 SAND 44	7/25/2008	685048.72	602696.74	3.6	123.8	8.7	125.2	9.5	98.9	Lake Hopatcong Pit Proctor No. 1 shown on Procotr Summary Log
5	05 SAND 07	7/25/2008	684977.45	602637.45	3.5	124.1	9.7	125.2	9.5	99.1	Lake Hopatcong Pit Proctor No. 1 shown on Procotr Summary Log
6	06 SAND 06	7/25/2008	684929.21	602707.55	3.9	123.5	9.4	125.2	9.5	98.6	Lake Hopatcong Pit Proctor No. 1 shown on Procotr Summary Log
6	06 SAND 43	7/25/2008	684984.91	602744.12	3.8	123.3	8.6	125.2	9.5	98.5	Lake Hopatcong Pit Proctor No. 1 shown on Procotr Summary Log
6	06 SAND 73	7/25/2008	685045.21	602790.77	4.0	124.4	8.3	125.2	9.5	99.4	Lake Hopatcong Pit Proctor No. 1 shown on Procotr Summary Log
6	06 SAND 88	7/25/2008	685162.32	602857.45	3.9	122.8	10.1	125.2	9.5	98.1	Lake Hopatcong Pit Proctor No. 1 shown on Procotr Summary Log
7	07 CLAY 03	7/25/2008	684862.69	602643.30	6.9	97.3	24.6	99.0	23.1	98.3	Haas Clay Proctor results No. 1 shown on Proctor Summary Log
8	08 CLAY 03	7/25/2008	684850.36	602652.96	8.0	97.9	22.1	99.0	23.1	98.9	Haas Clay Proctor results No. 1 shown on Proctor Summary Log
6	06 SAND 87	7/29/2008	685202.20	602792.88	5.5	125.1	6.1	125.2	9.5	99.9	Lake Hopatcong Pit Proctor No. 1 shown on Procotr Summary Log
6	06 SAND 74	7/29/2008	685113.56	602739.85	5.7	124.7	6.2	125.2	9.5	99.6	Lake Hopatcong Pit Proctor No. 1 shown on Procotr Summary Log
6	06 SAND 44	7/29/2008	685046.61	602691.43	5.5	124.0	6.5	125.2	9.5	99.0	Lake Hopatcong Pit Proctor No. 1 shown on Procotr Summary Log
6	06 SAND 07	7/29/2008	684974.38	602639.14	5.6	124.3	6.0	125.2	9.5	99.3	Lake Hopatcong Pit Proctor No. 1 shown on Procotr Summary Log
7	07 SAND 06	7/29/2008	684928.59	602705.32	5.8	123.9	6.4	125.2	9.5	99.0	Lake Hopatcong Pit Proctor No. 1 shown on Procotr Summary Log
7	07 SAND 43	7/29/2008	684982.90	602747.02	5.8	124.5	6.1	125.2	9.5	99.4	Lake Hopatcong Pit Proctor No. 1 shown on Procotr Summary Log
7	07 SAND 73	7/29/2008	685044.64	602789.97	5.9	124.3	6.6	125.2	9.5	99.3	Lake Hopatcong Pit Proctor No. 1 shown on Procotr Summary Log
7	07 SAND 88	7/29/2008	685160.21	602856.41	5.9	125.0	6.7	125.2	9.5	99.8	Lake Hopatcong Pit Proctor No. 1 shown on Procotr Summary Log
4	04 SAND 61	8/5/2008	685275.99	602840.17	1.3	123.4	6.7	125.2	9.5	98.6	Lake Hopatcong Pit Proctor No. 1 shown on Procotr Summary Log
5	05 SAND 61	8/5/2008	685266.25	602835.16	2.5	122.8	7.1	125.2	9.5	98.1	Lake Hopatcong Pit Proctor No. 1 shown on Procotr Summary Log
7	07 SAND 87	8/5/2008	685209.12	602797.45	7.0	123.9	7.4	125.2	9.5	99.0	Lake Hopatcong Pit Proctor No. 1 shown on Procotr Summary Log
7	07 SAND 74	8/5/2008	685134.52	602745.67	7.3	123.7	6.8	125.2	9.5	98.8	Lake Hopatcong Pit Proctor No. 1 shown on Procotr Summary Log
7	07 SAND 44	8/5/2008	685040.16	602702.47	7.1	122.9	7.9	125.2	9.5	98.2	Lake Hopatcong Pit Proctor No. 1 shown on Procotr Summary Log
7	07 SAND 07	8/5/2008	684991.64	602657.40	7.2	124.1	6.6	125.2	9.5	99.1	Lake Hopatcong Pit Proctor No. 1 shown on Procotr Summary Log
8	08 SAND 06	8/5/2008	684967.15	602700.77	7.5	123.6	6.8	125.2	9.5	98.7	Lake Hopatcong Pit Proctor No. 1 shown on Procotr Summary Log
8	08 SAND 43	8/5/2008	685000.45	602739.78	7.4	123.1	7.1	125.2	9.5	98.3	Lake Hopatcong Pit Proctor No. 1 shown on Procotr Summary Log
8	08 SAND 73	8/5/2008	685029.45	602769.45	7.6	122.9	6.4	125.2	9.5	98.2	Lake Hopatcong Pit Proctor No. 1 shown on Procotr Summary Log
8	08 SAND 88	8/5/2008	685073.78	602804.45	7.5	124.4	6.8	125.2	9.5	99.4	Lake Hopatcong Pit Proctor No. 1 shown on Procotr Summary Log
5	05 SAND 62	8/5/2008	685181.25	602884.78	2.2	123.5	7.4	125.2	9.5	98.6	Lake Hopatcong Pit Proctor No. 1 shown on Procotr Summary Log
6	06 SAND 62	8/5/2008	685140.17	602863.58	3.2	123.8	7.9	125.2	9.5	98.9	Lake Hopatcong Pit Proctor No. 1 shown on Procotr Summary Log
6	06 SAND 61	8/20/2008	685274.89	602838.47	3.6	123.9	4.9	125.2	9.5	99.0	Lake Hopatcong Pit Proctor No. 1 shown on Procotr Summary Log
7	07 SAND 61	8/20/2008	685268.66	602832.80	4.8	124.1	5.1	125.2	9.5	99.1	Lake Hopatcong Pit Proctor No. 1 shown on Procotr Summary Log
8	08 SAND 87	8/20/2008	685207.22	602793.69	8.5	123.8	5.6	125.2	9.5	98.9	Lake Hopatcong Pit Proctor No. 1 shown on Procotr Summary Log
8	08 SAND 74	8/20/2008	685131.74	602743.51	8.6	125.1	4.7	125.2	9.5	99.9	Lake Hopatcong Pit Proctor No. 1 shown on Procotr Summary Log
8	08 SAND 44	8/20/2008	685043.25	602701.10	8.4	124.9	4.0	125.2	9.5	99.8	Lake Hopatcong Pit Proctor No. 1 shown on Procotr Summary Log
8	08 SAND 07	8/20/2008	684990.66	602655.15	8.5	124.6	4.1	125.2	9.5	99.5	Lake Hopatcong Pit Proctor No. 1 shown on Procotr Summary Log
9	09 SAND 06	8/20/2008	684965.03	602701.28	8.5	124.2	4.5	125.2	9.5	99.2	Lake Hopatcong Pit Proctor No. 1 shown on Procotr Summary Log
9	09 SAND 43	8/20/2008	684998.48	602736.94	8.4	124.6	5.0	125.2	9.5	99.5	Lake Hopatcong Pit Proctor No. 1 shown on Procotr Summary Log
9	09 SAND 73	8/20/2008	685026.35	602768.98	8.7	124.7	4.9	125.2	9.5	99.6	Lake Hopatcong Pit Proctor No. 1 shown on Procotr Summary Log
9	09 SAND 88	8/20/2008	685069.09	602805.05	8.3	123.3	4.5	125.2	9.5	98.5	Lake Hopatcong Pit Proctor No. 1 shown on Procotr Summary Log
7	07 SAND 62	8/20/2008	685178.51	602881.00	4.3	123.4	5.2	125.2	9.5	98.6	Lake Hopatcong Pit Proctor No. 1 shown on Procotr Summary Log
8	08 SAND 62	8/20/2008	685142.23	602861.14	5.4	122.9	5.5	125.2	9.5	98.2	Lake Hopatcong Pit Proctor No. 1 shown on Procotr Summary Log
4	04 SAND 27	9/4/2008	685407.52	602879.48	1.8	123.4	6.4	125.2	9.5	98.6	Lake Hopatcong Pit Proctor No. 1 shown on Procotr Summary Log
4	04 SAND 28	9/4/2008	685335.50	602998.24	1.6	123.9	5.9	125.2	9.5	99.0	Lake Hopatcong Pit Proctor No. 1 shown on Procotr Summary Log
1	01 SAND 26	9/4/2008	685474.56	602769.78	-3.0	123.1	6.1	125.2	9.5	98.3	Lake Hopatcong Pit Proctor No. 1 shown on Procotr Summary Log
1	01 SAND 25	9/4/2008	685542.50	602652.84	-2.7	122.8	6.6	125.2	9.5	98.1	Lake Hopatcong Pit Proctor No. 1 shown on Procotr Summary Log
1	01 SAND 24	9/4/2008	685606.19	602538.84	-2.5	124.2	5.7	125.2	9.5	99.2	Lake Hopatcong Pit Proctor No. 1 shown on Procotr Summary Log
1	01 SAND 23	9/4/2008	685676.85	602419.17	-2.8	123.7	6.0	125.2	9.5	98.8	Lake Hopatcong Pit Proctor No. 1 shown on Procotr Summary Log
1	01 SAND 22	9/4/2008	685743.25	602304.74	-1.9	124.5	5.8	125.2	9.5	99.4	Lake Hopatcong Pit Proctor No. 1 shown on Procotr Summary Log
1	01 SAND 21	9/4/2008	685811.65	602186.44	3.0	123.3	5.5	125.2	9.5	98.5	Lake Hopatcong Pit Proctor No. 1 shown on Procotr Summary Log
1	01 SAND 20	9/4/2008	685881.85	602074.02	3.1	124.2	6.2	125.2	9.5	99.2	Lake Hopatcong Pit Proctor No. 1 shown on Procotr Summary Log
1	01 CLAY 08	9/4/2008	685680.10	602534.96	-2.7	97.4	19.7	99.0	23.1	98.4	Haas Clay Proctor results No. 1 shown on Proctor Summary Log
1	01 CLAY 09	9/4/2008	685984.80	602016.53	2.9	97.8	20.1	99.0	23.1	98.8	Haas Clay Proctor results No. 1 shown on Proctor Summary Log

8	08 SAND 61	9/24/2008	685317.53	602834.89	6.2	123.9	6.7	125.2	9.5	99.0	Lake Hopatcong Pit Proctor No. 1 shown on Procotr Summary Log
9	09 SAND 62	9/24/2008	685249.92	602950.00	6.5	124.1	6.4	125.2	9.5	99.1	Lake Hopatcong Pit Proctor No. 1 shown on Procotr Summary Log
5	05 SAND 28	9/24/2008	685335.50	602999.15	3.6	123.7	7.1	125.2	9.5	98.8	Lake Hopatcong Pit Proctor No. 1 shown on Procotr Summary Log
5	05 SAND 27	9/24/2008	685407.52	602878.21	3.7	124.4	5.9	125.2	9.5	99.4	Lake Hopatcong Pit Proctor No. 1 shown on Procotr Summary Log
2	02 SAND 26	9/24/2008	685475.56	602768.84	0.0	123.9	6.1	125.2	9.5	99.0	Lake Hopatcong Pit Proctor No. 1 shown on Procotr Summary Log
2	02 SAND 25	9/24/2008	685543.10	602653.74	0.5	123.5	6.6	125.2	9.5	98.6	Lake Hopatcong Pit Proctor No. 1 shown on Procotr Summary Log
2	02 SAND 24	9/24/2008	685602.54	602539.17	0.4	124.6	6.4	125.2	9.5	99.5	Lake Hopatcong Pit Proctor No. 1 shown on Procotr Summary Log
2	02 SAND 23	9/24/2008	685677.54	602418.45	0.5	123.0	5.8	125.2	9.5	98.2	Lake Hopatcong Pit Proctor No. 1 shown on Procotr Summary Log
2	02 SAND 22	9/24/2008	685744.16	602303.44	0.9	123.7	6.2	125.2	9.5	98.8	Lake Hopatcong Pit Proctor No. 1 shown on Procotr Summary Log
2	02 SAND 21	9/24/2008	685812.45	602185.02	4.5	123.3	6.4	125.2	9.5	98.5	Lake Hopatcong Pit Proctor No. 1 shown on Procotr Summary Log
2	02 SAND 20	9/24/2008	685883.67	602075.53	4.6	124.3	6.7	125.2	9.5	99.3	Lake Hopatcong Pit Proctor No. 1 shown on Procotr Summary Log
2	02 CLAY 08	9/24/2008	685681.78	602535.89	0.0	97.8	22.9	99.0	23.1	98.8	Haas Clay Proctor results No. 1 shown on Proctor Summary Log
2	02 CLAY 09	9/24/2008	685985.46	602015.36	3.1	97.5	24.4	99.0	23.1	98.5	Haas Clay Proctor results No. 1 shown on Proctor Summary Log
6	06 SAND 28	10/15/2008	685330.61	602990.14	5.0	123.1	6.7	125.2	9.5	98.3	Lake Hopatcong Pit Proctor No. 1 shown on Procotr Summary Log
6	06 SAND 27	10/15/2008	685407.81	602866.45	5.2	124.0	5.8	125.2	9.5	99.0	Lake Hopatcong Pit Proctor No. 1 shown on Procotr Summary Log
3	03 SAND 26	10/15/2008	685465.15	602756.05	2.5	123.3	7.3	125.2	9.5	98.5	Lake Hopatcong Pit Proctor No. 1 shown on Procotr Summary Log
3	03 SAND 25	10/15/2008	685546.97	602637.63	2.8	122.6	9.0	125.2	9.5	97.9	Lake Hopatcong Pit Proctor No. 1 shown on Procotr Summary Log
3	03 SAND 24	10/15/2008	685595.78	602529.26	2.7	123.5	8.1	125.2	9.5	98.6	Lake Hopatcong Pit Proctor No. 1 shown on Procotr Summary Log
3	03 SAND 23	10/15/2008	685680.15	602409.48	3.0	124.5	8.9	125.2	9.5	99.4	Lake Hopatcong Pit Proctor No. 1 shown on Procotr Summary Log
3	03 SAND 22	10/15/2008	685740.15	602294.16	3.5	123.0	7.5	125.2	9.5	98.2	Lake Hopatcong Pit Proctor No. 1 shown on Procotr Summary Log
3	03 SAND 21	10/15/2008	685803.12	602177.55	5.9	123.7	7.1	125.2	9.5	98.8	Lake Hopatcong Pit Proctor No. 1 shown on Procotr Summary Log
3	03 SAND 20	10/15/2008	685879.86	602059.03	6.0	124.9	6.7	125.2	9.5	99.8	Lake Hopatcong Pit Proctor No. 1 shown on Procotr Summary Log
3	03 CLAY 08	10/15/2008	685688.26	602516.15	2.4	97.2	16.4	99.0	23.1	98.2	Haas Clay Proctor results No. 1 shown on Proctor Summary Log
3	03 CLAY 09	10/15/2008	685963.45	602031.15	4.9	97.5	14.5	99.0	23.1	98.5	Haas Clay Proctor results No. 1 shown on Proctor Summary Log
7	07 SAND 28	11/4/2008	685330.61	602990.14	6.2	123.6	6.9	125.2	9.5	98.7	Lake Hopatcong Pit Proctor No. 1 shown on Procotr Summary Log
7	07 SAND 27	11/4/2008	685407.81	602866.45	6.4	124.1	7.1	125.2	9.5	99.1	Lake Hopatcong Pit Proctor No. 1 shown on Procotr Summary Log
4	04 SAND 26	11/4/2008	685465.15	602756.05	5.0	123.2	6.5	125.2	9.5	98.4	Lake Hopatcong Pit Proctor No. 1 shown on Procotr Summary Log
4	04 SAND 25	11/4/2008	685546.97	602637.63	5.1	123.9	6.2	125.2	9.5	99.0	Lake Hopatcong Pit Proctor No. 1 shown on Procotr Summary Log
4	04 SAND 24	11/4/2008	685595.78	602529.26	5.1	122.9	7.3	125.2	9.5	98.2	Lake Hopatcong Pit Proctor No. 1 shown on Procotr Summary Log
4	04 SAND 23	11/4/2008	685680.15	602409.48	5.0	123.4	7.5	125.2	9.5	98.6	Lake Hopatcong Pit Proctor No. 1 shown on Procotr Summary Log
4	04 SAND 22	11/4/2008	685740.15	602294.16	5.7	124.6	6.7	125.2	9.5	99.5	Lake Hopatcong Pit Proctor No. 1 shown on Procotr Summary Log
4	04 SAND 21	11/4/2008	685803.12	602177.55	7.2	123.7	7.7	125.2	9.5	98.8	Lake Hopatcong Pit Proctor No. 1 shown on Procotr Summary Log
4	04 SAND 20	11/4/2008	685879.86	602059.03	7.5	123.3	6.8	125.2	9.5	98.5	Lake Hopatcong Pit Proctor No. 1 shown on Procotr Summary Log
4	04 CLAY 08	11/4/2008	685688.26	602516.15	4.1	97.4	19.9	99.0	23.1	98.4	Haas Clay Proctor results No. 1 shown on Proctor Summary Log
4	04 CLAY 09	11/4/2008	685963.45	602031.15	6.2	97.9	21.6	99.0	23.1	98.9	Haas Clay Proctor results No. 1 shown on Proctor Summary Log
8	08 SAND 28	3/12/2009	685330.61	602990.14	8.5	131.5	2.6	133.5	8.7	98.5	Pompton Lakes Proctors Nos. 1-8 Shown on Proctor Summary Log
8	08 SAND 27	3/12/2009	685407.81	602866.45	8.1	130.9	2.9	133.5	8.7	98.1	Pompton Lakes Proctors Nos. 1-8 Shown on Proctor Summary Log
5	05 SAND 26	3/12/2009	685465.15	602756.05	6.9	131.2	3.1	133.5	8.7	98.3	Pompton Lakes Proctors Nos. 1-8 Shown on Proctor Summary Log
5	05 SAND 25	3/12/2009	685546.97	602637.63	6.8	132.1	2.8	133.5	8.7	99.0	Pompton Lakes Proctors Nos. 1-8 Shown on Proctor Summary Log
5	05 SAND 24	3/12/2009	685595.78	602529.26	6.7	131.7	3.3	133.5	8.7	98.7	Pompton Lakes Proctors Nos. 1-8 Shown on Proctor Summary Log
5	05 SAND 23	3/12/2009	685680.15	602409.48	6.5	132.4	2.4	133.5	8.7	99.2	Pompton Lakes Proctors Nos. 1-8 Shown on Proctor Summary Log
5	05 SAND 22	3/12/2009	685740.15	602294.16	7.0	131.0	2.7	133.5	8.7	98.1	Pompton Lakes Proctors Nos. 1-8 Shown on Proctor Summary Log
9	09 SAND 28	3/18/2009	685330.61	602990.14	9.6	132.1	3.1	133.5	8.7	99.0	Pompton Lakes Proctors Nos. 1-8 Shown on Proctor Summary Log
9	09 SAND 27	3/18/2009	685407.81	602866.45	9.2	131.8	2.7	133.5	8.7	98.7	Pompton Lakes Proctors Nos. 1-8 Shown on Proctor Summary Log
6	06 SAND 26	3/18/2009	685465.15	602756.05	8.0	131.6	2.9	133.5	8.7	98.6	Pompton Lakes Proctors Nos. 1-8 Shown on Proctor Summary Log
6	06 SAND 25	3/18/2009	685546.97	602637.63	7.9	130.8	2.4	133.5	8.7	98.0	Pompton Lakes Proctors Nos. 1-8 Shown on Proctor Summary Log
6	06 SAND 24	3/18/2009	685595.78	602529.26	7.7	132.4	2.6	133.5	8.7	99.2	Pompton Lakes Proctors Nos. 1-8 Shown on Proctor Summary Log
6	06 SAND 23	3/18/2009	685680.15	602409.48	7.7	131.3	3.3	133.5	8.7	98.4	Pompton Lakes Proctors Nos. 1-8 Shown on Proctor Summary Log
1	01 SAND 58	4/27/2009	685455.48	602495.64	-1.8	132.0	5.4	133.5	8.7	98.9	Pompton Lakes Proctors Nos. 1-8 Shown on Proctor Summary Log
1	01 SAND 59	4/27/2009	685385.23	602610.08	-1.9	131.7	4.6	133.5	8.7	98.7	Pompton Lakes Proctors Nos. 1-8 Shown on Proctor Summary Log
1	01 SAND 60	4/27/2009	685301.91	602726.16	-2.0	131.4	5.8	133.5	8.7	98.4	Pompton Lakes Proctors Nos. 1-8 Shown on Proctor Summary Log
1	01 SAND 84	4/27/2009	385377.06	602431.06	-2.3	130.8	6.1	133.5	8.7	98.0	Pompton Lakes Proctors Nos. 1-8 Shown on Proctor Summary Log
1	01 SAND 85	4/27/2009	685304.36	602531.61	-2.4	131.4	5.2	133.5	8.7	98.4	Pompton Lakes Proctors Nos. 1-8 Shown on Proctor Summary Log
1	01 SAND 86	4/27/2009	685217.77	602654.22	-2.5	131.0	4.7	133.5	8.7	98.1	Pompton Lakes Proctors Nos. 1-8 Shown on Proctor Summary Log
2	02 SAND 58	4/29/2009	685455.48	602495.64	-0.9	131.6	8.1	133.5	8.7	98.6	Pompton Lakes Proctors Nos. 1-8 Shown on Proctor Summary Log
2	02 SAND 59	4/29/2009	685385.23	602610.08	-1.0	130.9	8.4	133.5	8.7	98.1	Pompton Lakes Proctors Nos. 1-8 Shown on Proctor Summary Log

2	02 SAND 60	4/29/2009	685301.91	602726.16	-1.1	131.1	8.9	133.5	8.7	98.2	Pompton Lakes Proctors Nos. 1-8 Shown on Proctor Summary Log
2	02 SAND 84	4/29/2009	385377.06	602431.06	-1.4	132.2	7.8	133.5	8.7	99.0	Pompton Lakes Proctors Nos. 1-8 Shown on Proctor Summary Log
2	02 SAND 85	4/29/2009	685304.36	602531.61	-1.5	131.7	8.1	133.5	8.7	98.7	Pompton Lakes Proctors Nos. 1-8 Shown on Proctor Summary Log
2	02 SAND 86	4/29/2009	685217.77	602654.22	-1.6	132.5	7.3	133.5	8.7	99.3	Pompton Lakes Proctors Nos. 1-8 Shown on Proctor Summary Log
3	03 SAND 58	5/18/2009	685455.48	602495.64	0.0	131.8	5.7	132.6	8.7	99.4	Pompton Lakes Proctors Nos. 1-16 Shown on Proctor Summary Log
3	03 SAND 59	5/18/2009	685385.23	602610.08	0.1	130.1	6.1	132.6	8.7	98.1	Pompton Lakes Proctors Nos. 1-16 Shown on Proctor Summary Log
3	03 SAND 60	5/18/2009	685301.91	602726.16	0.0	130.6	5.9	132.6	8.7	98.5	Pompton Lakes Proctors Nos. 1-16 Shown on Proctor Summary Log
3	03 SAND 84	5/18/2009	385377.06	602431.06	-0.4	131.3	6.4	132.6	8.7	99.0	Pompton Lakes Proctors Nos. 1-16 Shown on Proctor Summary Log
3	03 SAND 85	5/18/2009	685304.36	602531.61	-0.5	130.4	6.7	132.6	8.7	98.3	Pompton Lakes Proctors Nos. 1-16 Shown on Proctor Summary Log
3	03 SAND 86	5/18/2009	685217.77	602654.22	-0.5	131.7	5.8	132.6	8.7	99.3	Pompton Lakes Proctors Nos. 1-16 Shown on Proctor Summary Log
1	01 SAND 57	5/18/2009	685553.69	602347.64	1.9	130.9	6.3	132.6	8.7	98.7	Pompton Lakes Proctors Nos. 1-16 Shown on Proctor Summary Log
1	01 SAND 56	5/18/2009	685628.35	602231.29	1.9	129.9	6.6	132.6	8.7	98.0	Pompton Lakes Proctors Nos. 1-16 Shown on Proctor Summary Log
1	01 SAND 55	5/18/2009	685703.87	602110.84	2.1	130.5	6.1	132.6	8.7	98.4	Pompton Lakes Proctors Nos. 1-16 Shown on Proctor Summary Log
1	01 SAND 54	5/18/2009	685765.41	602011.65	1.4	130.1	6.5	132.6	8.7	98.1	Pompton Lakes Proctors Nos. 1-16 Shown on Proctor Summary Log
1	01 SAND 53	5/18/2009	685772.21	601921.91	0.4	130.8	6.9	132.6	8.7	98.6	Pompton Lakes Proctors Nos. 1-16 Shown on Proctor Summary Log
1	01 SAND 83	5/18/2009	685500.59	602310.49	1.0	131.2	5.8	132.6	8.7	98.9	Pompton Lakes Proctors Nos. 1-16 Shown on Proctor Summary Log
1	01 SAND 82	5/18/2009	685568.28	602208.84	0.9	131.4	5.3	132.6	8.7	99.1	Pompton Lakes Proctors Nos. 1-16 Shown on Proctor Summary Log
4	04 SAND 58	6/3/2009	685455.48	602495.64	1.5	131.0	8.6	132.2	8.7	99.1	Pompton Lakes Proctors Nos. 1-16 Shown on Proctor Summary Log
4	04 SAND 59	6/3/2009	685385.23	602610.08	1.1	130.6	8.4	132.2	8.7	98.8	Pompton Lakes Proctors Nos. 1-16 Shown on Proctor Summary Log
4	04 SAND 60	6/3/2009	685301.91	602726.16	1.0	131.6	8.2	132.2	8.7	99.5	Pompton Lakes Proctors Nos. 1-16 Shown on Proctor Summary Log
4	04 SAND 84	6/3/2009	385377.06	602431.06	1.2	130.2	9.0	132.2	8.7	98.5	Pompton Lakes Proctors Nos. 1-16 Shown on Proctor Summary Log
4	04 SAND 85	6/3/2009	685304.36	602531.61	0.8	131.2	8.8	132.2	8.7	99.2	Pompton Lakes Proctors Nos. 1-16 Shown on Proctor Summary Log
4	04 SAND 86	6/3/2009	685217.77	602654.22	0.9	130.6	8.4	132.2	8.7	98.8	Pompton Lakes Proctors Nos. 1-16 Shown on Proctor Summary Log
2	02 SAND 57	6/3/2009	685553.69	602347.64	3.0	130.6	9.2	132.2	8.7	98.8	Pompton Lakes Proctors Nos. 1-16 Shown on Proctor Summary Log
2	02 SAND 56	6/3/2009	685628.35	602231.29	3.3	130.4	9.4	132.2	8.7	98.6	Pompton Lakes Proctors Nos. 1-16 Shown on Proctor Summary Log
2	02 SAND 55	6/3/2009	685703.87	602110.84	3.5	130.4	8.6	132.2	8.7	98.6	Pompton Lakes Proctors Nos. 1-16 Shown on Proctor Summary Log
2	02 SAND 54	6/3/2009	685765.41	602011.65	2.8	130.6	9.2	132.2	8.7	98.8	Pompton Lakes Proctors Nos. 1-16 Shown on Proctor Summary Log
2	02 SAND 53	6/3/2009	685772.21	601921.91	1.6	130.2	8.8	132.2	8.7	98.5	Pompton Lakes Proctors Nos. 1-16 Shown on Proctor Summary Log
2	02 SAND 83	6/3/2009	685500.59	602310.49	1.6	130.2	9.0	132.2	8.7	98.5	Pompton Lakes Proctors Nos. 1-16 Shown on Proctor Summary Log
2	02 SAND 82	6/3/2009	685568.28	602208.84	2.2	131.2	8.8	132.2	8.7	99.2	Pompton Lakes Proctors Nos. 1-16 Shown on Proctor Summary Log
1	01 SAND 81	6/16/2009	685659.13	601970.62	0.0	130.5	9.0	132.2	8.7	98.7	Pompton Lakes Proctors Nos. 1-16 Shown on Proctor Summary Log
1	01 SAND 80	6/16/2009	685579.20	602077.78	0.1	131.1	7.8	132.2	8.7	99.2	Pompton Lakes Proctors Nos. 1-16 Shown on Proctor Summary Log
1	01 SAND 79	6/16/2009	685507.45	602187.89	0.0	130.1	8.4	132.2	8.7	98.4	Pompton Lakes Proctors Nos. 1-16 Shown on Proctor Summary Log
1	01 SAND 78	6/16/2009	685425.67	602293.37	-0.1	129.8	8.1	132.2	8.7	98.2	Pompton Lakes Proctors Nos. 1-16 Shown on Proctor Summary Log
1	01 SAND 77	6/16/2009	685352.29	602402.31	-0.2	130.7	7.1	132.2	8.7	98.9	Pompton Lakes Proctors Nos. 1-16 Shown on Proctor Summary Log
1	01 SAND 76	6/16/2009	685248.60	602524.61	-0.5	130.3	7.9	132.2	8.7	98.6	Pompton Lakes Proctors Nos. 1-16 Shown on Proctor Summary Log
1	01 SAND 75	6/16/2009	685197.83	602617.31	-0.7	131.2	7.5	132.2	8.7	99.2	Pompton Lakes Proctors Nos. 1-16 Shown on Proctor Summary Log
2	02 SAND 81	7/1/2009	685659.13	601970.62	1.2	130.4	7.9	132.2	8.7	98.6	Pompton Lakes Proctors Nos. 1-16 Shown on Proctor Summary Log
2	02 SAND 80	7/1/2009	685579.20	602077.78	1.3	131.1	8.4	132.2	8.7	99.2	Pompton Lakes Proctors Nos. 1-16 Shown on Proctor Summary Log
2	02 SAND 79	7/1/2009	685507.45	602187.89	1.1	130.7	9.1	132.2	8.7	98.9	Pompton Lakes Proctors Nos. 1-16 Shown on Proctor Summary Log
2	02 SAND 78	7/1/2009	685425.67	602293.37	1.1	129.9	9.3	132.2	8.7	98.3	Pompton Lakes Proctors Nos. 1-16 Shown on Proctor Summary Log
2	02 SAND 77	7/1/2009	685352.29	602402.31	1.0	131.4	8.9	132.2	8.7	99.4	Pompton Lakes Proctors Nos. 1-16 Shown on Proctor Summary Log
2	02 SAND 76	7/1/2009	685248.60	602524.61	0.7	130.3	9.5	132.2	8.7	98.6	Pompton Lakes Proctors Nos. 1-16 Shown on Proctor Summary Log
2	02 SAND 75	7/1/2009	685197.83	602617.31	0.5	131.6	9.0	132.2	8.7	99.5	Pompton Lakes Proctors Nos. 1-16 Shown on Proctor Summary Log
3	03 SAND 57	7/1/2009	685553.69	602347.64	4.2	131.3	6.9	132.2	8.7	99.3	Pompton Lakes Proctors Nos. 1-16 Shown on Proctor Summary Log
3	03 SAND 56	7/1/2009	685628.35	602231.29	4.4	130.5	7.8	132.2	8.7	98.7	Pompton Lakes Proctors Nos. 1-16 Shown on Proctor Summary Log
3	03 SAND 55	7/1/2009	685703.87	602110.84	4.7	130.8	8.4	132.2	8.7	98.9	Pompton Lakes Proctors Nos. 1-16 Shown on Proctor Summary Log
3	03 SAND 54	7/1/2009	685765.41	602011.65	3.9	129.9	8.1	132.2	8.7	98.3	Pompton Lakes Proctors Nos. 1-16 Shown on Proctor Summary Log
3	03 SAND 53	7/1/2009	685772.21	601921.91	2.8	130.8	7.5	132.2	8.7	98.9	Pompton Lakes Proctors Nos. 1-16 Shown on Proctor Summary Log
3	03 SAND 83	7/1/2009	685500.59	602310.49	2.7	131.1	8.9	132.2	8.7	99.2	Pompton Lakes Proctors Nos. 1-16 Shown on Proctor Summary Log
3	03 SAND 82	7/1/2009	685568.28	602208.84	3.4	130.1	8.7	132.2	8.7	98.4	Pompton Lakes Proctors Nos. 1-16 Shown on Proctor Summary Log
5	05 SAND 58	7/1/2009	685455.48	602495.64	2.6	129.7	9.1	132.2	8.7	98.1	Pompton Lakes Proctors Nos. 1-16 Shown on Proctor Summary Log
5	05 SAND 59	7/1/2009	685385.23	602610.08	2.3	130.6	8.6	132.2	8.7	98.8	Pompton Lakes Proctors Nos. 1-16 Shown on Proctor Summary Log
5	05 SAND 60	7/1/2009	685301.91	602726.16	2.2	131.5	8.3	132.2	8.7	99.5	Pompton Lakes Proctors Nos. 1-16 Shown on Proctor Summary Log
5	05 SAND 84	7/1/2009	385377.06	602431.06	2.4	130.3	8.5	132.2	8.7	98.6	Pompton Lakes Proctors Nos. 1-16 Shown on Proctor Summary Log
5	05 SAND 85	7/1/2009	685304.36	602531.61	2.1	130.8	7.9	132.2	8.7	98.9	Pompton Lakes Proctors Nos. 1-16 Shown on Proctor Summary Log
5	05 SAND 86	7/1/2009	685217.77	602654.22	1.1	131.2	8.1	132.2	8.7	99.2	Pompton Lakes Proctors Nos. 1-16 Shown on Proctor Summary Log

3	03 SAND 81	7/15/2009	685659.13	601970.62	2.3	131.2	3.1	132.1	8.6	99.3	Pompton Lakes Proctors Nos. 1-21 Shown on Proctor Summary Log
3	03 SAND 80	7/15/2009	685579.20	602077.78	2.4	131.0	2.4	132.1	8.6	99.2	Pompton Lakes Proctors Nos. 1-21 Shown on Proctor Summary Log
3	03 SAND 79	7/15/2009	685507.45	602187.89	2.2	130.4	2.0	132.1	8.6	98.7	Pompton Lakes Proctors Nos. 1-21 Shown on Proctor Summary Log
3	03 SAND 78	7/15/2009	685425.67	602293.37	2.6	131.7	2.6	132.1	8.6	99.7	Pompton Lakes Proctors Nos. 1-21 Shown on Proctor Summary Log
3	03 SAND 77	7/15/2009	685352.29	602402.31	2.4	131.3	2.8	132.1	8.6	99.4	Pompton Lakes Proctors Nos. 1-21 Shown on Proctor Summary Log
3	03 SAND 76	7/15/2009	685248.60	602524.61	2.1	130.5	3.1	132.1	8.6	98.8	Pompton Lakes Proctors Nos. 1-21 Shown on Proctor Summary Log
3	03 SAND 75	7/15/2009	685197.83	602617.31	1.9	130.4	2.9	132.1	8.6	98.7	Pompton Lakes Proctors Nos. 1-21 Shown on Proctor Summary Log
4	04 SAND 57	7/15/2009	685553.69	602347.64	5.3	131.0	2.8	132.1	8.6	99.2	Pompton Lakes Proctors Nos. 1-21 Shown on Proctor Summary Log
4	04 SAND 56	7/15/2009	685628.35	602231.29	5.4	130.6	2.7	132.1	8.6	98.9	Pompton Lakes Proctors Nos. 1-21 Shown on Proctor Summary Log
4	04 SAND 55	7/15/2009	685703.87	602110.84	5.3	131.8	2.7	132.1	8.6	99.8	Pompton Lakes Proctors Nos. 1-21 Shown on Proctor Summary Log
4	04 SAND 54	7/15/2009	685765.41	602011.65	4.2	130.9	2.9	132.1	8.6	99.1	Pompton Lakes Proctors Nos. 1-21 Shown on Proctor Summary Log
4	04 SAND 53	7/15/2009	685772.21	601921.91	3.8	131.2	2.8	132.1	8.6	99.3	Pompton Lakes Proctors Nos. 1-21 Shown on Proctor Summary Log
4	04 SAND 83	7/15/2009	685500.59	602310.49	4.4	129.8	2.5	132.1	8.6	98.3	Pompton Lakes Proctors Nos. 1-21 Shown on Proctor Summary Log
4	04 SAND 82	7/15/2009	685568.28	602208.84	4.5	130.9	2.8	132.1	8.6	99.1	Pompton Lakes Proctors Nos. 1-21 Shown on Proctor Summary Log
	04 SAND 81	7/24/2009	685659.13	601970.62	3.7	130.5	9.3	132.1	8.6	98.8	Pompton Lakes Proctors Nos. 1-21 Shown on Proctor Summary Log
	04 SAND 80	7/24/2009	685579.20	602077.78	3.6	129.9	8.9	132.1	8.6	98.3	Pompton Lakes Proctors Nos. 1-21 Shown on Proctor Summary Log
	04 SAND 79	7/24/2009	685507.45	602187.89	3.5	130.1	8.7	132.1	8.6	98.5	Pompton Lakes Proctors Nos. 1-21 Shown on Proctor Summary Log
	04 SAND 78	7/24/2009	685425.67	602293.37	3.6	131.8	9.1	132.1	8.6	99.8	Pompton Lakes Proctors Nos. 1-21 Shown on Proctor Summary Log
	04 SAND 77	7/24/2009	685352.29	602402.31	3.6	130.6	8.5	132.1	8.6	98.9	Pompton Lakes Proctors Nos. 1-21 Shown on Proctor Summary Log
	04 SAND 76	7/24/2009	685248.60	602524.61	3.4	130.9	9.3	132.1	8.6	99.1	Pompton Lakes Proctors Nos. 1-21 Shown on Proctor Summary Log
	04 SAND 75	7/24/2009	685197.83	602617.31	3.1	131.3	8.9	132.1	8.6	99.4	Pompton Lakes Proctors Nos. 1-21 Shown on Proctor Summary Log
	05 SAND 57	7/24/2009	685553.69	602347.64	6.4	130.5	6.6	132.1	8.6	98.8	Pompton Lakes Proctors Nos. 1-21 Shown on Proctor Summary Log
	05 SAND 56	7/24/2009	685628.35	602231.29	6.5	131.4	7.4	132.1	8.6	99.5	Pompton Lakes Proctors Nos. 1-21 Shown on Proctor Summary Log
	05 SAND 55	7/24/2009	685703.87	602110.84	6.5	130.3	8.1	132.1	8.6	98.6	Pompton Lakes Proctors Nos. 1-21 Shown on Proctor Summary Log
	05 SAND 54	7/24/2009	685765.41	602011.65	5.3	129.8	8.5	132.1	8.6	98.3	Pompton Lakes Proctors Nos. 1-21 Shown on Proctor Summary Log
	05 SAND 53	7/24/2009	685772.21	601921.91	4.8	130.9	7.9	132.1	8.6	99.1	Pompton Lakes Proctors Nos. 1-21 Shown on Proctor Summary Log
	05 SAND 83	7/24/2009	685500.59	602310.49	5.5	131.2	8.8	132.1	8.6	99.3	Pompton Lakes Proctors Nos. 1-21 Shown on Proctor Summary Log
	05 SAND 82	7/24/2009	685568.28	602208.84	5.7	130.7	9.1	132.1	8.6	98.9	Pompton Lakes Proctors Nos. 1-21 Shown on Proctor Summary Log
5	05 SAND 81	8/13/2009	685659.13	601970.62	4.4	129.9	8.7	132.1	8.6	98.3	Pompton Lakes Proctors Nos. 1-21 Shown on Proctor Summary Log
5	05 SAND 80	8/13/2009	685579.20	602077.78	5.0	131.5	9.5	132.1	8.6	99.5	Pompton Lakes Proctors Nos. 1-21 Shown on Proctor Summary Log
5	05 SAND 79	8/13/2009	685507.45	602187.89	5.6	130.3	8.8	132.1	8.6	98.6	Pompton Lakes Proctors Nos. 1-21 Shown on Proctor Summary Log
5	05 SAND 78	8/13/2009	685425.67	602293.37	5.7	130.7	9.1	132.1	8.6	98.9	Pompton Lakes Proctors Nos. 1-21 Shown on Proctor Summary Log
5	05 SAND 77	8/13/2009	685352.29	602402.31	5.7	131.5	8.6	132.1	8.6	99.5	Pompton Lakes Proctors Nos. 1-21 Shown on Proctor Summary Log
5	05 SAND 76	8/13/2009	685248.60	602524.61	5.5	131.1	8.5	132.1	8.6	99.2	Pompton Lakes Proctors Nos. 1-21 Shown on Proctor Summary Log
5	05 SAND 75	8/13/2009	685197.83	602617.31	5.2	130.8	9.4	132.1	8.6	99.0	Pompton Lakes Proctors Nos. 1-21 Shown on Proctor Summary Log
6	06 SAND 57	8/13/2009	685553.69	602347.64	7.9	130.3	8.4	132.1	8.6	98.6	Pompton Lakes Proctors Nos. 1-21 Shown on Proctor Summary Log
6	06 SAND 56	8/13/2009	685628.35	602231.29	7.5	129.7	8.8	132.1	8.6	98.2	Pompton Lakes Proctors Nos. 1-21 Shown on Proctor Summary Log
6	06 SAND 55	8/13/2009	685703.87	602110.84	7.0	130.6	9.1	132.1	8.6	98.9	Pompton Lakes Proctors Nos. 1-21 Shown on Proctor Summary Log
6	06 SAND 54	8/13/2009	685765.41	602011.65	6.3	131.3	8.6	132.1	8.6	99.4	Pompton Lakes Proctors Nos. 1-21 Shown on Proctor Summary Log
6	06 SAND 53	8/13/2009	685772.21	601921.91	4.9	130.1	8.1	132.1	8.6	98.5	Pompton Lakes Proctors Nos. 1-21 Shown on Proctor Summary Log
6	06 SAND 83	8/13/2009	685500.59	602310.49	7.6	130.9	7.8	132.1	8.6	99.1	Pompton Lakes Proctors Nos. 1-21 Shown on Proctor Summary Log
6	06 SAND 82	8/13/2009	685568.28	602208.84	7.0	130.6	7.7	132.1	8.6	98.9	Pompton Lakes Proctors Nos. 1-21 Shown on Proctor Summary Log
6	06 SAND 86	8/13/2009	685217.77	602654.22	5.2	130.2	8.1	132.1	8.6	98.6	Pompton Lakes Proctors Nos. 1-21 Shown on Proctor Summary Log
6	06 SAND 85	8/13/2009	685304.36	602531.61	6.9	129.6	8.5	132.1	8.6	98.1	Pompton Lakes Proctors Nos. 1-21 Shown on Proctor Summary Log
6	06 SAND 84	8/13/2009	685377.06	602431.06	7.0	129.9	8.9	132.1	8.6	98.3	Pompton Lakes Proctors Nos. 1-21 Shown on Proctor Summary Log
6	06 SAND 60	8/13/2009	685301.91	602726.16	5.0	130.7	9.2	132.1	8.6	98.9	Pompton Lakes Proctors Nos. 1-21 Shown on Proctor Summary Log
6	06 SAND 59	8/13/2009	685385.23	602610.08	7.3	130.5	8.4	132.1	8.6	98.8	Pompton Lakes Proctors Nos. 1-21 Shown on Proctor Summary Log
6	06 SAND 58	8/13/2009	685455.48	602495.64	7.9	131.5	7.8	132.1	8.6	99.5	Pompton Lakes Proctors Nos. 1-21 Shown on Proctor Summary Log
6	06 SAND 79	8/20/2009	685507.45	602187.89	6.9	130.3	6.4	132.1	8.6	98.6	Pompton Lakes Proctors Nos. 1-21 Shown on Proctor Summary Log
6	06 SAND 78	8/20/2009	685425.67	602293.37	8.2	129.9	6.8	132.1	8.6	98.3	Pompton Lakes Proctors Nos. 1-21 Shown on Proctor Summary Log
6	06 SAND 77	8/20/2009	685352.29	602402.31	8.7	130.8	7.6	132.1	8.6	99.0	Pompton Lakes Proctors Nos. 1-21 Shown on Proctor Summary Log
6	06 SAND 76	8/20/2009	685248.60	602524.61	7.6	129.8	6.9	132.1	8.6	98.3	Pompton Lakes Proctors Nos. 1-21 Shown on Proctor Summary Log
6	06 SAND 75	8/20/2009	685197.83	602617.31	6.2	130.0	7.7	132.1	8.6	98.4	Pompton Lakes Proctors Nos. 1-21 Shown on Proctor Summary Log
7	07 SAND 57	8/20/2009	685553.69	602347.64	9.0	129.6	7.5	132.1	8.6	98.1	Pompton Lakes Proctors Nos. 1-21 Shown on Proctor Summary Log
7	07 SAND 83	8/20/2009	685500.59	602310.49	8.9	130.3	7.6	132.1	8.6	98.6	Pompton Lakes Proctors Nos. 1-21 Shown on Proctor Summary Log
7	07 SAND 86	8/20/2009	685217.77	602654.22	6.6	131.1	6.9	132.1	8.6	99.2	Pompton Lakes Proctors Nos. 1-21 Shown on Proctor Summary Log
7	07 SAND 85	8/20/2009	685304.36	602531.61	8.3	130.7	7.4	132.1	8.6	98.9	Pompton Lakes Proctors Nos. 1-21 Shown on Proctor Summary Log
7	07 SAND 84	8/20/2009	685377.06	602431.06	9.2	129.6	7.8	132.1	8.6	98.1	Pompton Lakes Proctors Nos. 1-21 Shown on Proctor Summary Log
7	07 SAND 60	8/20/2009	685301.91	602726.16	6.9	130.5	6.8	132.1	8.6	98.8	Pompton Lakes Proctors Nos. 1-21 Shown on Proctor Summary Log

7	07 SAND 59	8/20/2009	685385.23	602610.08	8.9	131.3	6.6	132.1	8.6	99.4	Pompton Lakes Proctors Nos. 1-21 Shown on Proctor Summary Log
7	07 SAND 58	8/20/2009	685455.48	602495.64	9.4	130.0	7.1	132.1	8.6	98.4	Pompton Lakes Proctors Nos. 1-21 Shown on Proctor Summary Log
1	01 SAND 52	8/20/2009	685662.60	601838.05	0.5	129.5	9.2	132.1	8.6	98.0	Pompton Lakes Proctors Nos. 1-21 Shown on Proctor Summary Log
1	01 SAND 51	8/20/2009	685571.37	601927.66	0.7	130.3	7.6	132.1	8.6	98.6	Pompton Lakes Proctors Nos. 1-21 Shown on Proctor Summary Log
1	01 SAND 50	8/20/2009	685505.41	602022.30	0.8	129.7	7.7	132.1	8.6	98.2	Pompton Lakes Proctors Nos. 1-21 Shown on Proctor Summary Log
1	01 SAND 15	8/20/2009	685591.36	601778.58	1.6	130.6	7.4	132.1	8.6	98.9	Pompton Lakes Proctors Nos. 1-21 Shown on Proctor Summary Log
1	01 SAND 14	8/20/2009	685501.33	601879.44	1.5	130.2	6.6	132.1	8.6	98.6	Pompton Lakes Proctors Nos. 1-21 Shown on Proctor Summary Log
1	01 SAND 13	8/20/2009	685408.82	601979.30	2.0	130.9	7.8	132.1	8.6	99.1	Pompton Lakes Proctors Nos. 1-21 Shown on Proctor Summary Log
7	07 SAND 76	9/16/2009	685248.60	602524.61	9.1	129.7	6.1	132.1	8.6	98.2	Pompton Lakes Proctors Nos. 1-21 Shown on Proctor Summary Log
7	07 SAND 75	9/16/2009	685197.83	602617.31	8.2	130.8	6.4	132.1	8.6	99.0	Pompton Lakes Proctors Nos. 1-21 Shown on Proctor Summary Log
8	08 SAND 60	9/16/2009	685301.91	602726.16	8.7	129.6	6.7	132.1	8.6	98.1	Pompton Lakes Proctors Nos. 1-21 Shown on Proctor Summary Log
8	08 SAND 59	9/16/2009	685385.23	602610.08	10.4	130.2	6.3	132.1	8.6	98.6	Pompton Lakes Proctors Nos. 1-21 Shown on Proctor Summary Log
7	07 SAND 56	9/16/2009	685628.35	602231.29	8.3	129.5	6.9	132.1	8.6	98.0	Pompton Lakes Proctors Nos. 1-21 Shown on Proctor Summary Log
7	07 SAND 53	9/16/2009	685772.21	601921.91	6.5	131.2	6.3	132.1	8.6	99.3	Pompton Lakes Proctors Nos. 1-21 Shown on Proctor Summary Log
2	02 SAND 50	9/16/2009	685505.41	602022.30	1.5	130.6	6.5	132.1	8.6	98.9	Pompton Lakes Proctors Nos. 1-21 Shown on Proctor Summary Log
1	01 SAND 49	9/16/2009	685424.25	602150.92	1.0	130.1	6.6	132.1	8.6	98.5	Pompton Lakes Proctors Nos. 1-21 Shown on Proctor Summary Log
1	01 SAND 48	9/16/2009	685328.71	602269.60	-0.5	129.9	6.3	132.1	8.6	98.3	Pompton Lakes Proctors Nos. 1-21 Shown on Proctor Summary Log
1	01 SAND 47	9/16/2009	685259.82	602360.61	-0.6	131.3	6.9	132.1	8.6	99.4	Pompton Lakes Proctors Nos. 1-21 Shown on Proctor Summary Log
1	01 SAND 46	9/16/2009	685175.75	602462.61	-1.5	130.3	6.7	132.1	8.6	98.6	Pompton Lakes Proctors Nos. 1-21 Shown on Proctor Summary Log
1	01 SAND 45	9/16/2009	685104.11	602567.84	-1.3	131.6	7.1	132.1	8.6	99.6	Pompton Lakes Proctors Nos. 1-21 Shown on Proctor Summary Log
1	01 SAND 12	9/16/2009	685322.41	602091.82	-1.4	129.6	6.8	132.1	8.6	98.1	Pompton Lakes Proctors Nos. 1-21 Shown on Proctor Summary Log
8	08 SAND 86	9/16/2009	685217.77	602654.22	8.6	131.3	5.9	132.1	8.6	99.4	Pompton Lakes Proctors Nos. 1-21 Shown on Proctor Summary Log
8	08 SAND 85	9/16/2009	685304.36	602531.61	9.5	130.0	6.3	132.1	8.6	98.4	Pompton Lakes Proctors Nos. 1-21 Shown on Proctor Summary Log
6	06 SAND 82	9/16/2009	685568.28	602208.84	8.5	130.2	6.3	132.1	8.6	98.6	Pompton Lakes Proctors Nos. 1-21 Shown on Proctor Summary Log
6	06 SAND 81	9/16/2009	685659.13	601970.62	6.0	129.6	6.5	132.1	8.6	98.1	Pompton Lakes Proctors Nos. 1-21 Shown on Proctor Summary Log
6	06 SAND 80	9/16/2009	685579.20	602077.78	6.7	130.5	7.1	132.1	8.6	98.8	Pompton Lakes Proctors Nos. 1-21 Shown on Proctor Summary Log
7	07 SAND 79	9/16/2009	685507.45	602187.89	8.4	130.9	6.6	132.1	8.6	99.1	Pompton Lakes Proctors Nos. 1-21 Shown on Proctor Summary Log
7	07 SAND 78	9/16/2009	685425.67	602293.37	9.2	129.9	6.5	132.1	8.6	98.3	Pompton Lakes Proctors Nos. 1-21 Shown on Proctor Summary Log
7	07 SAND 77	9/16/2009	685352.29	602402.31	9.9	130.2	6.7	132.1	8.6	98.6	Pompton Lakes Proctors Nos. 1-21 Shown on Proctor Summary Log
5.1	05.1 SAND 58	9/17/2009	685455.48	602495.64	4.4	130.9	7.7	133.2	8.4	98.3	Pompton Lakes Proctors Nos. 1-31 Shown on Proctor Summary Log
5.2	05.2 SAND 58	9/17/2009	685455.48	602495.64	6.2	131.6	7.4	133.2	8.4	98.8	Pompton Lakes Proctors Nos. 1-31 Shown on Proctor Summary Log
5.1	05.1 SAND 59	9/17/2009	685385.23	602610.08	4.0	131.1	6.9	133.2	8.4	98.4	Pompton Lakes Proctors Nos. 1-31 Shown on Proctor Summary Log
5.2	05.2 SAND 59	9/17/2009	685385.23	602610.08	5.7	130.7	7.1	133.2	8.4	98.1	Pompton Lakes Proctors Nos. 1-31 Shown on Proctor Summary Log
5.1	05.1 SAND 60	9/17/2009	685301.91	602726.16	3.1	131.3	7.9	133.2	8.4	98.6	Pompton Lakes Proctors Nos. 1-31 Shown on Proctor Summary Log
5.2	05.2 SAND 60	9/17/2009	685301.91	602726.16	4.0	132.4	8.2	133.2	8.4	99.4	Pompton Lakes Proctors Nos. 1-31 Shown on Proctor Summary Log
5.1	05.1 SAND 84	9/17/2009	685377.06	602431.06	3.9	132.6	7.6	133.2	8.4	99.5	Pompton Lakes Proctors Nos. 1-31 Shown on Proctor Summary Log
5.2	05.2 SAND 84	9/17/2009	685377.06	602431.06	5.4	131.7	6.8	133.2	8.4	98.9	Pompton Lakes Proctors Nos. 1-31 Shown on Proctor Summary Log
5.1	05.1 SAND 85	9/17/2009	685304.36	602531.61	3.7	132.3	8.6	133.2	8.4	99.3	Pompton Lakes Proctors Nos. 1-31 Shown on Proctor Summary Log
5.2	05.2 SAND 85	9/17/2009	685304.36	602531.61	5.3	131.6	7.9	133.2	8.4	98.8	Pompton Lakes Proctors Nos. 1-31 Shown on Proctor Summary Log
5.1	05.1 SAND 86	9/17/2009	685217.77	602654.22	2.5	130.6	8.3	133.2	8.4	98.0	Pompton Lakes Proctors Nos. 1-31 Shown on Proctor Summary Log
5.2	05.2 SAND 86	9/17/2009	685217.77	602654.22	3.9	131.5	7.6	133.2	8.4	98.7	Pompton Lakes Proctors Nos. 1-31 Shown on Proctor Summary Log
8	08 SAND 75	9/17/2009	685197.83	602617.31	9.8	132.1	7.1	133.2	8.4	99.2	Pompton Lakes Proctors Nos. 1-31 Shown on Proctor Summary Log
8	08 SAND 76	9/17/2009	685248.60	602524.61	10.6	131.6	6.9	133.2	8.4	98.8	Pompton Lakes Proctors Nos. 1-31 Shown on Proctor Summary Log
9	09 SAND 60	9/17/2009	685301.91	602726.16	10.5	130.9	6.6	133.2	8.4	98.3	Pompton Lakes Proctors Nos. 1-31 Shown on Proctor Summary Log
9	09 SAND 85	9/17/2009	685304.36	602531.61	9.5	131.3	6.9	133.2	8.4	98.6	Pompton Lakes Proctors Nos. 1-31 Shown on Proctor Summary Log
9	09 SAND 86	9/17/2009	685217.77	602654.22	10.5	131.5	7.3	133.2	8.4	98.7	Pompton Lakes Proctors Nos. 1-31 Shown on Proctor Summary Log
9	09 SAND 75	9/22/2009	685197.83	602617.31	11.1	131.9	6.5	133.2	8.4	99.0	Pompton Lakes Proctors Nos. 1-31 Shown on Proctor Summary Log
10	10 SAND 60	9/22/2009	685301.91	602726.16	11.0	130.8	5.9	133.2	8.4	98.2	Pompton Lakes Proctors Nos. 1-31 Shown on Proctor Summary Log
10	10 SAND 86	9/22/2009	685217.77	602654.22	11.3	131.4	7.1	133.2	8.4	98.6	Pompton Lakes Proctors Nos. 1-31 Shown on Proctor Summary Log
1	01 SAND 08	9/22/2009	685002.68	602527.71	-1.5	132.1	6.8	133.2	8.4	99.2	Pompton Lakes Proctors Nos. 1-31 Shown on Proctor Summary Log
1	01 SAND 09	9/22/2009	685086.30	602422.05	-1.6	131.5	6.9	133.2	8.4	98.7	Pompton Lakes Proctors Nos. 1-31 Shown on Proctor Summary Log
1	01 SAND 11	9/22/2009	685235.77	602214.84	1.0	130.9	6.4	133.2	8.4	98.3	Pompton Lakes Proctors Nos. 1-31 Shown on Proctor Summary Log
2	02 SAND 12	9/22/2009	685322.41	602091.82	-0.2	131.7	6.9	133.2	8.4	98.9	Pompton Lakes Proctors Nos. 1-31 Shown on Proctor Summary Log
2	02 SAND 13	9/22/2009	685408.82	601979.30	3.0	132.3	7.0	133.2	8.4	99.3	Pompton Lakes Proctors Nos. 1-31 Shown on Proctor Summary Log
2	02 SAND 45	9/22/2009	685104.11	602567.84	0.0	131.3	6.2	133.2	8.4	98.6	Pompton Lakes Proctors Nos. 1-31 Shown on Proctor Summary Log
2	02 SAND 46	9/22/2009	685175.75	602462.61	-0.4	132.5	5.8	133.2	8.4	99.5	Pompton Lakes Proctors Nos. 1-31 Shown on Proctor Summary Log
2	02 SAND 47	9/22/2009	685259.82	602360.61	0.4	131.7	6.4	133.2	8.4	98.9	Pompton Lakes Proctors Nos. 1-31 Shown on Proctor Summary Log
2	02 SAND 48	9/22/2009	685328.71	602269.60	0.5	130.7	6.1	133.2	8.4	98.1	Pompton Lakes Proctors Nos. 1-31 Shown on Proctor Summary Log
2	02 SAND 49	9/22/2009	685424.25	602150.92	2.3	131.6	5.7	133.2	8.4	98.8	Pompton Lakes Proctors Nos. 1-31 Shown on Proctor Summary Log

3	03 SAND 50	9/22/2009	685505.41	602022.30	2.5	131.1	6.6	133.2	8.4	98.4	Pompton Lakes Proctors Nos. 1-31 Shown on Proctor Summary Log
2	02 SAND 51	9/22/2009	685571.37	601927.66	1.7	131.5	6.3	133.2	8.4	98.7	Pompton Lakes Proctors Nos. 1-31 Shown on Proctor Summary Log
1	01 CLAY 01	9/22/2009	685601.32	601620.01	-1.3	100.6	20.9	102.2	19.8	98.4	Almasi Proctor Nos. 1-7 Shown on Proctor Summary Log
1	010CLAY 02	9/22/2009	685244.17	602107.37	0.7	101.2	21.2	102.2	19.8	99.0	Almasi Proctor Nos. 1-7 Shown on Proctor Summary Log
2	02 SAND 08	9/23/2009	685002.68	602527.71	-0.5	132.4	6.1	133.2	8.4	99.4	Pompton Lakes Proctors Nos. 1-31 Shown on Proctor Summary Log
2	02 SAND 09	9/23/2009	685086.30	602422.05	-0.6	132.1	5.7	133.2	8.4	99.2	Pompton Lakes Proctors Nos. 1-31 Shown on Proctor Summary Log
3	03 SAND 12	9/23/2009	685322.41	602091.82	1.2	131.5	6.6	133.2	8.4	98.7	Pompton Lakes Proctors Nos. 1-31 Shown on Proctor Summary Log
3	03 SAND 45	9/23/2009	685104.11	602567.84	0.9	130.6	5.5	133.2	8.4	98.0	Pompton Lakes Proctors Nos. 1-31 Shown on Proctor Summary Log
3	03 SAND 46	9/23/2009	685175.75	602462.61	0.6	131.2	5.9	133.2	8.4	98.5	Pompton Lakes Proctors Nos. 1-31 Shown on Proctor Summary Log
3	03 SAND 47	9/23/2009	685259.82	602360.61	1.4	132.3	6.4	133.2	8.4	99.3	Pompton Lakes Proctors Nos. 1-31 Shown on Proctor Summary Log
3	03 SAND 48	9/23/2009	685328.71	602269.60	1.6	131.7	6.2	133.2	8.4	98.9	Pompton Lakes Proctors Nos. 1-31 Shown on Proctor Summary Log
1	01 SAND 10	9/23/2009	685155.89	602318.62	1.1	131.5	5.8	133.2	8.4	98.7	Pompton Lakes Proctors Nos. 1-31 Shown on Proctor Summary Log
3	03 SAND 08	9/29/2009	685002.68	602527.71	0.5	131.5	6.9	133.2	8.4	98.7	Pompton Lakes Proctors Nos. 1-31 Shown on Proctor Summary Log
3	03 SAND 09	9/29/2009	685086.30	602422.05	0.6	130.7	7.1	133.2	8.4	98.1	Pompton Lakes Proctors Nos. 1-31 Shown on Proctor Summary Log
2	02 SAND 10	9/29/2009	685155.89	602318.62	2.0	131.7	6.8	133.2	8.4	98.9	Pompton Lakes Proctors Nos. 1-31 Shown on Proctor Summary Log
2	02 SAND 11	9/29/2009	685235.77	602214.84	2.4	132.1	6.4	133.2	8.4	99.2	Pompton Lakes Proctors Nos. 1-31 Shown on Proctor Summary Log
4	04 SAND 12	9/29/2009	685322.41	602091.82	2.3	132.3	6.0	133.2	8.4	99.3	Pompton Lakes Proctors Nos. 1-31 Shown on Proctor Summary Log
5	05 SAND 12	9/29/2009	685322.41	602091.82	3.4	130.9	5.9	133.2	8.4	98.3	Pompton Lakes Proctors Nos. 1-31 Shown on Proctor Summary Log
3	03 SAND 13	9/29/2009	685408.82	601979.30	4.0	131.3	6.3	133.2	8.4	98.6	Pompton Lakes Proctors Nos. 1-31 Shown on Proctor Summary Log
2	02 SAND 14	9/29/2009	685501.33	601879.44	2.7	131.9	6.7	133.2	8.4	99.0	Pompton Lakes Proctors Nos. 1-31 Shown on Proctor Summary Log
2	02 SAND 15	9/29/2009	685591.36	601778.58	2.6	132.5	6.5	133.2	8.4	99.5	Pompton Lakes Proctors Nos. 1-31 Shown on Proctor Summary Log
2	02 SAND 52	9/29/2009	685662.60	601838.05	1.8	132.1	7.2	133.2	8.4	99.2	Pompton Lakes Proctors Nos. 1-31 Shown on Proctor Summary Log
2	02 SAND 51	9/29/2009	685571.37	601927.66	2.8	131.8	6.6	133.2	8.4	98.9	Pompton Lakes Proctors Nos. 1-31 Shown on Proctor Summary Log
3	03 SAND 50	9/29/2009	685505.41	602022.30	3.6	131.4	6.7	133.2	8.4	98.6	Pompton Lakes Proctors Nos. 1-31 Shown on Proctor Summary Log
3	03 SAND 49	9/29/2009	685424.25	602150.92	3.4	131.2	7.0	133.2	8.4	98.5	Pompton Lakes Proctors Nos. 1-31 Shown on Proctor Summary Log
4	04 SAND 49	9/29/2009	685424.25	602150.92	4.8	130.8	6.9	133.2	8.4	98.2	Pompton Lakes Proctors Nos. 1-31 Shown on Proctor Summary Log
4	04 SAND 48	9/29/2009	685328.71	602269.60	2.7	131.6	6.6	133.2	8.4	98.8	Pompton Lakes Proctors Nos. 1-31 Shown on Proctor Summary Log
5	05 SAND 48	9/29/2009	685328.71	602269.60	3.7	131.3	6.8	133.2	8.4	98.6	Pompton Lakes Proctors Nos. 1-31 Shown on Proctor Summary Log
4	04 SAND 47	9/29/2009	685259.82	602360.61	2.5	132.3	6.5	133.2	8.4	99.3	Pompton Lakes Proctors Nos. 1-31 Shown on Proctor Summary Log
4	04 SAND 08	10/7/2009	685002.68	602527.71	1.5	132.1	7.1	133.4	8.6	99.0	Pompton Lakes Proctors Nos. 1-38 Shown on Proctor Summary Log
4	04 SAND 09	10/7/2009	685086.30	602422.05	1.6	131.6	6.9	133.4	8.6	98.7	Pompton Lakes Proctors Nos. 1-38 Shown on Proctor Summary Log
3	03 SAND 10	10/7/2009	685155.89	602318.62	2.9	131.9	6.6	133.4	8.6	98.9	Pompton Lakes Proctors Nos. 1-38 Shown on Proctor Summary Log
3	03 SAND 11	10/7/2009	685235.77	602214.84	3.4	130.8	6.8	133.4	8.6	98.1	Pompton Lakes Proctors Nos. 1-38 Shown on Proctor Summary Log
5	05 SAND 12	10/7/2009	685322.41	602091.82	3.4	131.4	6.6	133.4	8.6	98.5	Pompton Lakes Proctors Nos. 1-38 Shown on Proctor Summary Log
6	06 SAND 12	10/7/2009	685322.41	602091.82	4.5	132.3	6.4	133.4	8.6	99.2	Pompton Lakes Proctors Nos. 1-38 Shown on Proctor Summary Log
4	04 SAND 13	10/7/2009	685408.82	601979.30	5.0	132.5	7.2	133.4	8.6	99.3	Pompton Lakes Proctors Nos. 1-38 Shown on Proctor Summary Log
3	03 SAND 14	10/7/2009	685501.33	601879.44	3.9	131.6	6.7	133.4	8.6	98.7	Pompton Lakes Proctors Nos. 1-38 Shown on Proctor Summary Log
3	03 SAND 15	10/7/2009	685591.36	601778.58	3.9	131.0	6.5	133.4	8.6	98.2	Pompton Lakes Proctors Nos. 1-38 Shown on Proctor Summary Log
3	03 SAND 52	10/7/2009	685662.60	601838.05	3.0	131.7	6.8	133.4	8.6	98.7	Pompton Lakes Proctors Nos. 1-38 Shown on Proctor Summary Log
3	03 SAND 51	10/7/2009	685571.37	601927.66	3.9	132.1	6.7	133.4	8.6	99.0	Pompton Lakes Proctors Nos. 1-38 Shown on Proctor Summary Log
4	04 SAND 50	10/7/2009	685505.41	602022.30	4.6	131.5	6.9	133.4	8.6	98.6	Pompton Lakes Proctors Nos. 1-38 Shown on Proctor Summary Log
4	04 SAND 49	10/7/2009	685424.25	602150.92	5.9	130.9	6.7	133.4	8.6	98.1	Pompton Lakes Proctors Nos. 1-38 Shown on Proctor Summary Log
6	06 SAND 48	10/7/2009	685328.71	602269.60	4.7	131.4	6.4	133.4	8.6	98.5	Pompton Lakes Proctors Nos. 1-38 Shown on Proctor Summary Log
5	05 SAND 47	10/7/2009	685259.82	602360.61	3.4	131.7	6.3	133.4	8.6	98.7	Pompton Lakes Proctors Nos. 1-38 Shown on Proctor Summary Log
4	04 SAND 46	10/7/2009	685175.75	602462.61	1.5	131.1	6.8	133.4	8.6	98.3	Pompton Lakes Proctors Nos. 1-38 Shown on Proctor Summary Log
4	04 SAND 45	10/7/2009	685104.11	602567.84	1.9	130.9	6.3	133.4	8.6	98.1	Pompton Lakes Proctors Nos. 1-38 Shown on Proctor Summary Log
2	02 CLAY 01	10/7/2009	685601.32	601620.01	0.0	100.4	21.3	102.2	19.8	98.2	Almasi Proctor Nos. 1-7 Shown on Proctor Summary Log
5	05 SAND 08	10/14/2009	685002.68	602527.71	2.5	132.5	5.9	133.4	8.6	99.3	Pompton Lakes Proctors Nos. 1-38 Shown on Proctor Summary Log
5	05 SAND 09	10/14/2009	685086.30	602422.05	2.7	131.1	6.4	133.4	8.6	98.3	Pompton Lakes Proctors Nos. 1-38 Shown on Proctor Summary Log
4	04 SAND 10	10/14/2009	685155.89	602318.62	3.8	132.2	6.2	133.4	8.6	99.1	Pompton Lakes Proctors Nos. 1-38 Shown on Proctor Summary Log
4	04 SAND 11	10/14/2009	685235.77	602214.84	4.5	131.7	5.7	133.4	8.6	98.7	Pompton Lakes Proctors Nos. 1-38 Shown on Proctor Summary Log
7	07 SAND 12	10/14/2009	685322.41	602091.82	4.4	130.9	6.6	133.4	8.6	98.1	Pompton Lakes Proctors Nos. 1-38 Shown on Proctor Summary Log
5	05 SAND 13	10/14/2009	685408.82	601979.30	6.1	131.4	6.9	133.4	8.6	98.5	Pompton Lakes Proctors Nos. 1-38 Shown on Proctor Summary Log
4	04 SAND 14	10/14/2009	685501.33	601879.44	4.9	132.1	6.1	133.4	8.6	99.0	Pompton Lakes Proctors Nos. 1-38 Shown on Proctor Summary Log
4	04 SAND 15	10/14/2009	685591.36	601778.58	4.8	132.8	5.6	133.4	8.6	99.6	Pompton Lakes Proctors Nos. 1-38 Shown on Proctor Summary Log
4	04 SAND 52	10/14/2009	685662.60	601838.05	4.0	131.5	6.3	133.4	8.6	98.6	Pompton Lakes Proctors Nos. 1-38 Shown on Proctor Summary Log
4	04 SAND 51	10/14/2009	685571.37	601927.66	5.0	130.8	5.9	133.4	8.6	98.1	Pompton Lakes Proctors Nos. 1-38 Shown on Proctor Summary Log
5	05 SAND 50	10/14/2009	685505.41	602022.30	5.8	131.2	6.1	133.4	8.6	98.4	Pompton Lakes Proctors Nos. 1-38 Shown on Proctor Summary Log

5	05 SAND 49	10/14/2009	685424.25	602150.92	7.0	131.6	5.8	133.4	8.6	98.7	Pompton Lakes Proctors Nos. 1-38 Shown on Proctor Summary Log
7	07 SAND 48	10/14/2009	685328.71	602269.60	5.8	132.4	6.1	133.4	8.6	99.3	Pompton Lakes Proctors Nos. 1-38 Shown on Proctor Summary Log
6	06 SAND 47	10/14/2009	685259.82	602360.61	4.4	131.9	6.6	133.4	8.6	98.9	Pompton Lakes Proctors Nos. 1-38 Shown on Proctor Summary Log
5	05 SAND 46	10/14/2009	685175.75	602462.61	2.5	131.4	6.4	133.4	8.6	98.5	Pompton Lakes Proctors Nos. 1-38 Shown on Proctor Summary Log
5	05 SAND 45	10/14/2009	685104.11	602567.84	3.0	131.6	5.7	133.4	8.6	98.7	Pompton Lakes Proctors Nos. 1-38 Shown on Proctor Summary Log
3	03 CLAY 01	10/14/2009	685601.32	601620.01	1.1	97.6	22.7	99.4	21.4	98.2	Almasi Proctor Nos. 1-8 Shown on Proctor Summary Log
2	02 CLAY 02	10/14/2009	685244.17	602107.37	1.8	97.4	23.1	99.4	21.4	98.0	Almasi Proctor Nos. 1-8 Shown on Proctor Summary Log
3	03 CLAY 02	10/14/2009	685244.17	602107.37	2.8	98.1	22.4	99.4	21.4	98.7	Almasi Proctor Nos. 1-8 Shown on Proctor Summary Log
6	06 SAND 08	10/19/2009	685002.68	602527.71	3.6	131.6	7.1	133.6	8.5	98.5	Pompton Lakes Proctors Nos. 1-45 Shown on Proctor Summary Log
6	06 SAND 09	10/19/2009	685086.30	602422.05	3.6	132.4	6.9	133.6	8.5	99.1	Pompton Lakes Proctors Nos. 1-45 Shown on Proctor Summary Log
5	05 SAND 10	10/19/2009	685155.89	602318.62	4.7	131.2	7.2	133.6	8.5	98.2	Pompton Lakes Proctors Nos. 1-45 Shown on Proctor Summary Log
5	05 SAND 11	10/19/2009	685235.77	602214.84	5.5	130.9	6.6	133.6	8.5	98.0	Pompton Lakes Proctors Nos. 1-45 Shown on Proctor Summary Log
8	08 SAND 12	10/19/2009	685322.41	602091.82	5.8	132.1	6.4	133.6	8.5	98.9	Pompton Lakes Proctors Nos. 1-45 Shown on Proctor Summary Log
6	06 SAND 13	10/19/2009	685408.82	601979.30	7.4	131.4	5.9	133.6	8.5	98.4	Pompton Lakes Proctors Nos. 1-45 Shown on Proctor Summary Log
5	05 SAND 14	10/19/2009	685501.33	601879.44	6.1	131.1	6.4	133.6	8.5	98.1	Pompton Lakes Proctors Nos. 1-45 Shown on Proctor Summary Log
5	05 SAND 15	10/19/2009	685591.36	601778.58	5.7	131.8	5.8	133.6	8.5	98.7	Pompton Lakes Proctors Nos. 1-45 Shown on Proctor Summary Log
5	05 SAND 52	10/19/2009	685662.60	601838.05	5.1	132.5	5.6	133.6	8.5	99.2	Pompton Lakes Proctors Nos. 1-45 Shown on Proctor Summary Log
5	05 SAND 51	10/19/2009	685571.37	601927.66	6.1	132.2	5.4	133.6	8.5	99.0	Pompton Lakes Proctors Nos. 1-45 Shown on Proctor Summary Log
6	06 SAND 50	10/19/2009	685505.41	602022.30	7.0	131.7	6.2	133.6	8.5	98.6	Pompton Lakes Proctors Nos. 1-45 Shown on Proctor Summary Log
6	06 SAND 49	10/19/2009	685424.25	602150.92	7.9	131.4	6.4	133.6	8.5	98.4	Pompton Lakes Proctors Nos. 1-45 Shown on Proctor Summary Log
8	08 SAND 48	10/19/2009	685328.71	602269.60	6.7	132.0	5.7	133.6	8.5	98.8	Pompton Lakes Proctors Nos. 1-45 Shown on Proctor Summary Log
7	07 SAND 47	10/19/2009	685259.82	602360.61	5.5	131.1	5.5	133.6	8.5	98.1	Pompton Lakes Proctors Nos. 1-45 Shown on Proctor Summary Log
6	06 SAND 46	10/19/2009	685175.75	602462.61	3.7	131.5	6.0	133.6	8.5	98.4	Pompton Lakes Proctors Nos. 1-45 Shown on Proctor Summary Log
6	06 SAND 45	10/19/2009	685104.11	602567.84	3.9	131.3	6.3	133.6	8.5	98.3	Pompton Lakes Proctors Nos. 1-45 Shown on Proctor Summary Log
3	03 CLAY 02	10/19/2009	685244.17	602107.37	3.9	97.9	22.7	99.4	21.4	98.5	Almasi Proctor Nos. 1-8 Shown on Proctor Summary Log
7	07 SAND 08	10/22/2009	685002.68	602527.71	4.5	131.3	5.7	133.6	8.5	98.3	Pompton Lakes Proctors Nos. 1-45 Shown on Proctor Summary Log
7	07 SAND 09	10/22/2009	685086.30	602422.05	4.6	132.4	5.3	133.6	8.5	99.1	Pompton Lakes Proctors Nos. 1-45 Shown on Proctor Summary Log
6	06 SAND 10	10/22/2009	685155.89	602318.62	5.5	131.8	5.5	133.6	8.5	98.7	Pompton Lakes Proctors Nos. 1-45 Shown on Proctor Summary Log
6	06 SAND 11	10/22/2009	685235.77	602214.84	6.1	132.6	5.9	133.6	8.5	99.3	Pompton Lakes Proctors Nos. 1-45 Shown on Proctor Summary Log
7	07 SAND 46	10/22/2009	685175.75	602462.61	4.7	131.6	5.6	133.6	8.5	98.5	Pompton Lakes Proctors Nos. 1-45 Shown on Proctor Summary Log
7	07 SAND 45	10/22/2009	685104.11	602567.84	4.9	131.1	5.2	133.6	8.5	98.1	Pompton Lakes Proctors Nos. 1-45 Shown on Proctor Summary Log
4	04 CLAY 02	10/22/2009	685244.17	602107.37	4.9	97.6	23.4	99.4	21.4	98.2	Almasi Proctor Nos. 1-8 Shown on Proctor Summary Log
8	08 SAND 08	11/2/2009	685002.68	602527.71	5.6	131.7	4.9	133.9	8.5	98.4	Pompton Lakes Proctors Nos. 1-50 Shown on Proctor Summary Log
8	08 SAND 09	11/2/2009	685086.30	602422.05	5.7	131.9	5.3	133.9	8.5	98.5	Pompton Lakes Proctors Nos. 1-50 Shown on Proctor Summary Log
7	07 SAND 10	11/2/2009	685155.89	602318.62	6.6	132.3	5.7	133.9	8.5	98.8	Pompton Lakes Proctors Nos. 1-50 Shown on Proctor Summary Log
7	07 SAND 11	11/2/2009	685235.77	602214.84	7.1	131.4	5.1	133.9	8.5	98.1	Pompton Lakes Proctors Nos. 1-50 Shown on Proctor Summary Log
9	09 SAND 12	11/2/2009	685322.41	602091.82	6.8	132.8	6.1	133.9	8.5	99.2	Pompton Lakes Proctors Nos. 1-50 Shown on Proctor Summary Log
9	09 SAND 48	11/2/2009	685328.71	602269.60	7.5	133.2	5.4	133.9	8.5	99.5	Pompton Lakes Proctors Nos. 1-50 Shown on Proctor Summary Log
8	08 SAND 47	11/2/2009	685259.82	602360.61	6.5	131.9	5.3	133.9	8.5	98.5	Pompton Lakes Proctors Nos. 1-50 Shown on Proctor Summary Log
8	08 SAND 46	11/2/2009	685175.75	602462.61	5.7	132.5	4.8	133.9	8.5	99.0	Pompton Lakes Proctors Nos. 1-50 Shown on Proctor Summary Log
8	08 SAND 45	11/2/2009	685104.11	602567.84	6.0	133.1	4.7	133.9	8.5	99.4	Pompton Lakes Proctors Nos. 1-50 Shown on Proctor Summary Log
5	05 CLAY 02	11/2/2009	685244.17	602107.37	5.9	97.7	23.7	99.4	21.4	98.3	Almasi Proctor Nos. 1-8 Shown on Proctor Summary Log
9	09 SAND 08	11/10/2009	685002.68	602527.71	6.7	132.1	5.5	133.9	8.5	98.7	Pompton Lakes Proctors Nos. 1-50 Shown on Proctor Summary Log
9	09 SAND 09	11/10/2009	685086.30	602422.05	6.8	131.8	5.3	133.9	8.5	98.4	Pompton Lakes Proctors Nos. 1-50 Shown on Proctor Summary Log
8	08 SAND 10	11/10/2009	685155.89	602318.62	7.8	132.4	5.1	133.9	8.5	98.9	Pompton Lakes Proctors Nos. 1-50 Shown on Proctor Summary Log
8	08 SAND 11	11/10/2009	685235.77	602214.84	8.2	131.6	5.6	133.9	8.5	98.3	Pompton Lakes Proctors Nos. 1-50 Shown on Proctor Summary Log
10	10 SAND 12	11/10/2009	685322.41	602091.82	7.9	131.2	5.4	133.9	8.5	98.0	Pompton Lakes Proctors Nos. 1-50 Shown on Proctor Summary Log
7	07 SAND 49	11/10/2009	685424.25	602150.92	8.9	131.9	4.9	133.9	8.5	98.5	Pompton Lakes Proctors Nos. 1-50 Shown on Proctor Summary Log
10	10 SAND 48	11/10/2009	685328.71	602269.60	8.5	132.5	5.9	133.9	8.5	99.0	Pompton Lakes Proctors Nos. 1-50 Shown on Proctor Summary Log
9	09 SAND 47	11/10/2009	685259.82	602360.61	7.7	131.7	6.0	133.9	8.5	98.4	Pompton Lakes Proctors Nos. 1-50 Shown on Proctor Summary Log
9	09 SAND 46	11/10/2009	685175.75	602462.61	6.8	133.2	5.7	133.9	8.5	99.5	Pompton Lakes Proctors Nos. 1-50 Shown on Proctor Summary Log
9	09 SAND 45	11/10/2009	685104.11	602567.84	7.1	132.9	5.4	133.9	8.5	99.3	Pompton Lakes Proctors Nos. 1-50 Shown on Proctor Summary Log
6	06 CLAY 02	11/10/2009	685244.17	602107.37	7.0	98.3	23.1	99.4	21.4	98.9	Almasi Proctor Nos. 1-8 Shown on Proctor Summary Log
10	10 SAND 08	11/11/2009	685002.68	602527.71	7.8	132.7	5.9	133.9	8.5	99.1	Pompton Lakes Proctors Nos. 1-50 Shown on Proctor Summary Log
10	10 SAND 09	11/11/2009	685086.30	602422.05	7.9	131.4	6.2	133.9	8.5	98.1	Pompton Lakes Proctors Nos. 1-50 Shown on Proctor Summary Log
9	09 SAND 10	11/11/2009	685155.89	602318.62	8.8	133.1	5.8	133.9	8.5	99.4	Pompton Lakes Proctors Nos. 1-50 Shown on Proctor Summary Log
9	09 SAND 11	11/11/2009	685235.77	602214.84	9.0	132.4	6.4	133.9	8.5	98.9	Pompton Lakes Proctors Nos. 1-50 Shown on Proctor Summary Log

11	11 SAND 12	11/11/2009	685322.41	602091.82	8.8	131.7	6.1	133.9	8.5	98.4	Pompton Lakes Proctors Nos. 1-50 Shown on Proctor Summary Log
11	11 SAND 48	11/11/2009	685328.71	602269.60	9.1	133.3	5.7	133.9	8.5	99.6	Pompton Lakes Proctors Nos. 1-50 Shown on Proctor Summary Log
10	10 SAND 47	11/11/2009	685259.82	602360.61	8.7	132.2	6.5	133.9	8.5	98.7	Pompton Lakes Proctors Nos. 1-50 Shown on Proctor Summary Log
10	10 SAND 46	11/11/2009	685175.75	602462.61	7.9	131.9	5.8	133.9	8.5	98.5	Pompton Lakes Proctors Nos. 1-50 Shown on Proctor Summary Log
10	10 SAND 45	11/11/2009	685104.11	602567.84	8.1	132.3	5.6	133.9	8.5	98.8	Pompton Lakes Proctors Nos. 1-50 Shown on Proctor Summary Log
4	04 CLAY 01	11/11/2009	685601.32	601620.01	2.2	97.6	24.2	99.4	21.4	98.2	Almasi Proctor Nos. 1-8 Shown on Proctor Summary Log
10	10 SAND 10	11/17/2009	685155.89	602318.62	9.8	131.6	5.6	133.9	8.5	98.3	Pompton Lakes Proctors Nos. 1-50 Shown on Proctor Summary Log
11	11 SAND 47	11/17/2009	685259.82	602360.61	9.8	132.4	5.4	133.9	8.5	98.9	Pompton Lakes Proctors Nos. 1-50 Shown on Proctor Summary Log
11	11 SAND 46	11/17/2009	685175.75	602462.61	9.1	132.9	5.9	133.9	8.5	99.3	Pompton Lakes Proctors Nos. 1-50 Shown on Proctor Summary Log
11	11 SAND 09	11/17/2009	685086.30	602422.05	9.0	131.4	5.3	133.9	8.5	98.1	Pompton Lakes Proctors Nos. 1-50 Shown on Proctor Summary Log
11	11 SAND 45	11/17/2009	685104.11	602567.84	9.2	132.6	6.1	133.9	8.5	99.0	Pompton Lakes Proctors Nos. 1-50 Shown on Proctor Summary Log
11	11 SAND 08	11/17/2009	685002.68	602527.71	9.0	131.7	5.7	133.9	8.5	98.4	Pompton Lakes Proctors Nos. 1-50 Shown on Proctor Summary Log
12	12 SAND 46	11/17/2009	685175.75	602462.61	10.2	131.8	6.2	133.9	8.5	98.4	Pompton Lakes Proctors Nos. 1-50 Shown on Proctor Summary Log
12	12 SAND 09	11/17/2009	685086.30	602422.05	10.1	132.2	5.7	133.9	8.5	98.7	Pompton Lakes Proctors Nos. 1-50 Shown on Proctor Summary Log
12	12 SAND 45	11/17/2009	685104.11	602567.84	10.2	132.6	5.7	133.9	8.5	99.0	Pompton Lakes Proctors Nos. 1-50 Shown on Proctor Summary Log
12	12 SAND 08	11/17/2009	685002.68	602527.71	10.1	132.4	5.6	133.9	8.5	98.9	Pompton Lakes Proctors Nos. 1-50 Shown on Proctor Summary Log
7	07 CLAY 02	11/17/2009	685244.17	602107.37	8.1	98.1	23.5	99.4	21.4	98.7	Almasi Proctor Nos. 1-8 Shown on Proctor Summary Log
5	05 CLAY 01	11/17/2009	685601.32	601620.01	3.2	97.8	24.1	99.4	21.4	98.4	Almasi Proctor Nos. 1-8 Shown on Proctor Summary Log
6	06 CLAY 01	11/17/2009	685601.32	601620.01	4.1	97.6	23.6	99.4	21.4	98.2	Almasi Proctor Nos. 1-8 Shown on Proctor Summary Log
13	13 SAND 46	11/25/2009	685175.75	602462.61	10.6	132.4	5.1	133.9	8.5	98.9	Pompton Lakes Proctors Nos. 1-50 Shown on Proctor Summary Log
13	13 SAND 09	11/25/2009	685086.30	602422.05	10.5	131.7	4.9	133.9	8.5	98.4	Pompton Lakes Proctors Nos. 1-50 Shown on Proctor Summary Log
13	13 SAND 45	11/25/2009	685104.11	602567.84	11.1	132.8	5.4	133.9	8.5	99.2	Pompton Lakes Proctors Nos. 1-50 Shown on Proctor Summary Log
13	13 SAND 08	11/25/2009	685002.68	602527.71	11.1	132.1	5.7	133.9	8.5	98.7	Pompton Lakes Proctors Nos. 1-50 Shown on Proctor Summary Log
7	07 CLAY 01	11/25/2009	685601.32	601620.01	5.1	97.5	24.1	99.4	21.4	98.1	Almasi Proctor Nos. 1-8 Shown on Proctor Summary Log
8	08 CLAY 01	11/25/2009	685601.32	601620.01	6.0	97.9	23.9	99.4	21.4	98.5	Almasi Proctor Nos. 1-8 Shown on Proctor Summary Log

Appendix D-5: Listing of Analytical Lab Reports

These reports are maintained at Honeywell and are available upon request.

SAMPLE DELIVERY GROUP	FIELD SAMPLE ID	LAB SAMPLE ID	SAMPLE DATE
J29337	115-CF-V2C	J29337-1	5/1/2006
	115-CF-V2C	J29337-1A	5/1/2006
	115-CF-V2C	J29337-1R	5/1/2006
J29338	115-CF-U2C	J29338-1	5/2/2006
	115-CF-U2C	J29338-1A	5/2/2006
	115-CF-U2C	J29338-1R	5/2/2006
J29339	115-CF-S2C	J29339-1	5/2/2006
	115-CF-S2C	J29339-1A	5/2/2006
	115-CF-S2C	J29339-1R	5/2/2006
J29340	115-CF-T2C	J29340-1	5/2/2006
	115-CF-T2C	J29340-1A	5/2/2006
	115-CF-T2C	J29340-1R	5/2/2006
J29462	115-CF-T3C	J29462-1	5/3/2006
	115-CF-T3C	J29462-1A	5/3/2006
	115-CF-T3C	J29462-1R	5/3/2006
J29463	115-CF-U3C	J29463-1	5/3/2006
	115-CF-U3C	J29463-1A	5/3/2006
	115-CF-U3C	J29463-1R	5/3/2006
J29464	115-CF-V3C	J29464-1	5/3/2006
J29464	115-CF-V3C	J29464-1A	5/3/2006
	115-CF-V3C	J29464-1R	5/3/2006
J29611	115-CF-U4C	J29611-3	5/4/2006
	115-CF-U4C	J29611-3A	5/4/2006
	115-CF-U4C	J29611-3R	5/4/2006
	115-CF-V4C	J29611-1	5/4/2006
	115-CF-V4C	J29611-1A	5/4/2006
	115-CF-V4C	J29611-1R	5/4/2006
	115-CF-V4CD	J29611-2	5/4/2006
	115-CF-V4CD	J29611-2A	5/4/2006
	115-CF-V4CD	J29611-2R	5/4/2006
J29739	115-CF-R2C	J29739-3	5/5/2006
	115-CF-R2C	J29739-3R	5/5/2006
	115-CF-S3C	J29739-2	5/5/2006
	115-CF-S3C	J29739-2R	5/5/2006
	115-CF-T4C	J29739-1	5/5/2006
	115-CF-T4C	J29739-1R	5/5/2006
J29739A	115-CF-R2C	J29739-3A	5/5/2006
	115-CF-S3C	J29739-2A	5/5/2006
	115-CF-T4C	J29739-1A	5/5/2006

SAMPLE DELIVERY GROUP	FIELD SAMPLE ID	LAB SAMPLE ID	SAMPLE DATE
J30046	115-CF-R3C	J30046-2	5/9/2006
	115-CF-R3C	J30046-2R	5/9/2006
	115-CF-R4C	J30046-3	5/9/2006
	115-CF-R4C	J30046-3R	5/9/2006
	115-CF-S4C	J30046-1	5/8/2006
	115-CF-S4C	J30046-1R	5/8/2006
J30046A	115-CF-R3C	J30046-2A	5/9/2006
	115-CF-R4C	J30046-3A	5/9/2006
	115-CF-S4C	J30046-1A	5/8/2006
J30182	115-CF-Q2C	J30182-3	5/10/2006
	115-CF-Q2C	J30182-3R	5/10/2006
	115-CF-Q3C	J30182-4	5/10/2006
	115-CF-Q3C	J30182-4R	5/10/2006
	115-CF-T5C	J30182-2	5/10/2006
	115-CF-T5C	J30182-2R	5/10/2006
	115-CF-U5C	J30182-1	5/10/2006
	115-CF-U5C	J30182-1R	5/10/2006
J30182A	115-CF-Q2C	J30182-3A	5/10/2006
	115-CF-Q3C	J30182-4A	5/10/2006
	115-CF-T5C	J30182-2A	5/10/2006
	115-CF-U5C	J30182-1A	5/10/2006
J30293	115-CF-P2C	J30293-4	5/11/2006
J30293	115-CF-P2C	J30293-4R	5/11/2006
	115-CF-Q4C	J30293-5	5/11/2006
	115-CF-Q4C	J30293-5R	5/11/2006
	115-CF-Z4C1	J30293-1	5/11/2006
	115-CF-Z4C1	J30293-1R	5/11/2006
	115-CF-Z5C1	J30293-2	5/11/2006
	115-CF-Z5C1	J30293-2R	5/11/2006
	115-CF-Z5CD	J30293-3	5/11/2006
	115-CF-Z5CD	J30293-3R	5/11/2006
J30293A	115-CF-P2C	J30293-4A	5/11/2006
	115-CF-Q4C	J30293-5A	5/11/2006
	115-CF-Z4C1	J30293-1A	5/11/2006
	115-CF-Z5C1	J30293-2A	5/11/2006
	115-CF-Z5CD	J30293-3A	5/11/2006
J30809	115-CF-N2C	J30809-3	5/16/2006
	115-CF-N2C	J30809-3R	5/16/2006
	115-CF-N3C	J30809-2	5/16/2006
	115-CF-N3C	J30809-2R	5/16/2006
	115-CF-P3C	J30809-1	5/15/2006
	115-CF-P3C	J30809-1R	5/15/2006
J30809A	115-CF-N2C	J30809-3A	5/16/2006
	115-CF-N3C	J30809-2A	5/16/2006

SAMPLE DELIVERY GROUP	FIELD SAMPLE ID	LAB SAMPLE ID	SAMPLE DATE
	115-CF-P3C	J30809-1A	5/15/2006
J30922	115-CF-L2C	J30922-2	5/17/2006
	115-CF-L2C	J30922-2R	5/17/2006
	115-CF-M2C	J30922-1	5/17/2006
	115-CF-M2C	J30922-1R	5/17/2006
J30922A	115-CF-L2C	J30922-2A	5/17/2006
	115-CF-M2C	J30922-1A	5/17/2006
J31283	115-CF-H2C	J31283-3	5/22/2006
	115-CF-H2C	J31283-3R	5/22/2006
	115-CF-J2C	J31283-2	5/22/2006
	115-CF-J2C	J31283-2R	5/22/2006
	115-CF-K2C	J31283-1	5/22/2006
	115-CF-K2C	J31283-1R	5/22/2006
	115-CF-L3C	J31283-4	5/23/2006
	115-CF-L3C	J31283-4R	5/23/2006
	115-CF-M3C	J31283-5	5/23/2006
	115-CF-M3C	J31283-5R	5/23/2006
J31283A	115-CF-H2C	J31283-3A	5/22/2006
	115-CF-J2C	J31283-2A	5/22/2006
	115-CF-K2C	J31283-1A	5/22/2006
J31283A	115-CF-L3C	J31283-4A	5/23/2006
	115-CF-M3C	J31283-5A	5/23/2006
J31638	115-CF-G2C	J31638-4	5/26/2006
	115-CF-G2C	J31638-4R	5/26/2006
	115-CF-J3C	J31638-3	5/25/2006
	115-CF-J3C	J31638-3R	5/25/2006
	115-CF-K3C	J31638-1	5/24/2006
	115-CF-K3C	J31638-1R	5/24/2006
	115-CF-K3E	J31638-2	5/24/2006
	115-CF-K3E	J31638-2R	5/24/2006
J31638A	115-CF-G2C	J31638-4A	5/26/2006
	115-CF-J3C	J31638-3A	5/25/2006
	115-CF-K3C	J31638-1A	5/24/2006
	115-CF-K3E	J31638-2A	5/24/2006
J31875	115-CF-V4CR	J31875-2	5/4/2006
	115-CF-V4CR	J31875-2R	5/4/2006
J31875A	115-CF-V4CR	J31875-2A	5/4/2006
J31893	115-CF-F2C	J31893-1	5/31/2006
	115-CF-F2C	J31893-1R	5/31/2006
J31893A	115-CF-F2C	J31893-1A	5/31/2006
J32112	115-CF-C2C	J32112-3	6/2/2006
	115-CF-C2C	J32112-3R	6/2/2006
	115-CF-D2C	J32112-2	6/2/2006
	115-CF-D2C	J32112-2R	6/2/2006

SAMPLE DELIVERY GROUP	FIELD SAMPLE ID	LAB SAMPLE ID	SAMPLE DATE
	115-CF-E2C	J32112-1	6/1/2006
	115-CF-E2C	J32112-1R	6/1/2006
J32112A	115-CF-C2C	J32112-3A	6/2/2006
	115-CF-D2C	J32112-2A	6/2/2006
	115-CF-E2C	J32112-1A	6/1/2006
J33211	115-CF-B7C	J33211-1	6/14/2006
	115-CF-B7C	J33211-1R	6/14/2006
	115-CF-C7C	J33211-2	6/14/2006
	115-CF-C7C	J33211-2R	6/14/2006
	115-CF-D7C	J33211-3	6/14/2006
	115-CF-D7C	J33211-3R	6/14/2006
	115-CF-E7C	J33211-4	6/14/2006
	115-CF-E7C	J33211-4R	6/14/2006
	115-CF-E7CD	J33211-5	6/14/2006
	115-CF-E7CD	J33211-5R	6/14/2006
J33211A	115-CF-B7C	J33211-1A	6/14/2006
	115-CF-C7C	J33211-2A	6/14/2006
	115-CF-D7C	J33211-3A	6/14/2006
J33211A	115-CF-E7C	J33211-4A	6/14/2006
	115-CF-E7CD	J33211-5A	6/14/2006
J33322	115-CF-F3C	J33322-3	6/14/2006
	115-CF-F3C	J33322-3R	6/14/2006
	115-CF-F7C	J33322-1	6/14/2006
	115-CF-F7C	J33322-1R	6/14/2006
	115-CF-G3C	J33322-4	6/14/2006
	115-CF-G3C	J33322-4R	6/14/2006
	115-CF-G7C	J33322-2	6/14/2006
	115-CF-G7C	J33322-2R	6/14/2006
	115-CF-H3C	J33322-5	6/14/2006
	115-CF-H3C	J33322-5R	6/14/2006
J33322A	115-CF-F3C	J33322-3A	6/14/2006
	115-CF-F7C	J33322-1A	6/14/2006
	115-CF-G3C	J33322-4A	6/14/2006
	115-CF-G7C	J33322-2A	6/14/2006
	115-CF-H3C	J33322-5A	6/14/2006

SAMPLE DELIVERY GROUP	FIELD SAMPLE ID	LAB SAMPLE ID	SAMPLE DATE
J33696	115-CF-H7C	J33696-1	6/19/2006
	115-CF-H7C	J33696-1R	6/19/2006
	115-CF-J7C	J33696-2	6/19/2006
	115-CF-J7C	J33696-2R	6/19/2006
	115-CF-K4C	J33696-3	6/20/2006
	115-CF-K4C	J33696-3R	6/20/2006
	115-CF-L4C	J33696-4	6/20/2006
	115-CF-L4C	J33696-4R	6/20/2006
	115-CF-M4C	J33696-5	6/20/2006
	115-CF-M4C	J33696-5R	6/20/2006
	115-CF-N4C	J33696-6	6/20/2006
	115-CF-N4C	J33696-6R	6/20/2006
	115-CF-P4C	J33696-7	6/20/2006
	115-CF-P4C	J33696-7R	6/20/2006
J33696A	115-CF-H7C	J33696-1A	6/19/2006
	115-CF-J7C	J33696-2A	6/19/2006
	115-CF-K4C	J33696-3A	6/20/2006
	115-CF-L4C	J33696-4A	6/20/2006
	115-CF-M4C	J33696-5A	6/20/2006
	115-CF-N4C	J33696-6A	6/20/2006
	115-CF-P4C	J33696-7A	6/20/2006
J33797	115-CF-K7C	J33797-1	6/21/2006
	115-CF-K7C	J33797-1R	6/21/2006
	115-CF-L7C	J33797-2	6/21/2006
	115-CF-L7C	J33797-2R	6/21/2006
J33797	115-CF-M7C	J33797-3	6/21/2006
	115-CF-M7C	J33797-3R	6/21/2006
	115-CF-S5C	J33797-4	6/21/2006
	115-CF-S5C	J33797-4R	6/21/2006
J33797A	115-CF-K7C	J33797-1A	6/21/2006
	115-CF-L7C	J33797-2A	6/21/2006
	115-CF-M7C	J33797-3A	6/21/2006
	115-CF-S5C	J33797-4A	6/21/2006

SAMPLE DELIVERY GROUP	FIELD SAMPLE ID	LAB SAMPLE ID	SAMPLE DATE
J33946	115-CF-AA5C1	J33946-1	6/22/2006
	115-CF-AA5C1	J33946-1R	6/22/2006
	115-CF-P5C	J33946-2	6/22/2006
	115-CF-P5C	J33946-2R	6/22/2006
	115-CF-Q5C	J33946-3	6/22/2006
	115-CF-Q5C	J33946-3R	6/22/2006
	115-CF-R5C	J33946-4	6/22/2006
	115-CF-R5C	J33946-4R	6/22/2006
	115-CF-U6C	J33946-5	6/22/2006
	115-CF-U6C	J33946-5R	6/22/2006
	115-CF-U6CD	J33946-6	6/22/2006
	115-CF-U6CD	J33946-6R	6/22/2006
	115-CF-V5C	J33946-7	6/22/2006
	115-CF-V5C	J33946-7R	6/22/2006
	115-CF-W6C	J33946-8	6/22/2006
	115-CF-W6C	J33946-8R	6/22/2006
J33946A	115-CF-AA5C1	J33946-1A	6/22/2006
	115-CF-P5C	J33946-2A	6/22/2006
	115-CF-Q5C	J33946-3A	6/22/2006
	115-CF-R5C	J33946-4A	6/22/2006
	115-CF-U6C	J33946-5A	6/22/2006
	115-CF-U6CD	J33946-6A	6/22/2006
	115-CF-V5C	J33946-7A	6/22/2006
	115-CF-W6C	J33946-8A	6/22/2006
J34076	115-CF-N7C	J34076-1	6/23/2006
	115-CF-N7C	J34076-1R	6/23/2006
	115-CF-P7C	J34076-2	6/23/2006
	115-CF-P7C	J34076-2R	6/23/2006
	115-CF-Q7C	J34076-3	6/23/2006
	115-CF-Q7C	J34076-3R	6/23/2006
	115-CF-R7C	J34076-4	6/23/2006
	115-CF-R7C	J34076-4R	6/23/2006
	115-CF-X6C	J34076-7	6/23/2006
	115-CF-X6C	J34076-7R	6/23/2006
J34076	115-CF-Y6C	J34076-5	6/23/2006
	115-CF-Y6C	J34076-5R	6/23/2006
	115-CF-Z6C	J34076-6	6/23/2006
	115-CF-Z6C	J34076-6R	6/23/2006
J34076A	115-CF-N7C	J34076-1A	6/23/2006
	115-CF-P7C	J34076-2A	6/23/2006
	115-CF-Q7C	J34076-3A	6/23/2006
	115-CF-R7C	J34076-4A	6/23/2006
	115-CF-X6C	J34076-7A	6/23/2006
	115-CF-Y6C	J34076-5A	6/23/2006

SAMPLE DELIVERY GROUP	FIELD SAMPLE ID	LAB SAMPLE ID	SAMPLE DATE
	115-CF-Z6C	J34076-6A	6/23/2006
J34527	115-CF-B8C	J34527-1	6/29/2006
	115-CF-B8C	J34527-1R	6/29/2006
	115-CF-C8C	J34527-2	6/29/2006
	115-CF-C8C	J34527-2R	6/29/2006
	115-CF-D8C	J34527-3	6/29/2006
	115-CF-D8C	J34527-3R	6/29/2006
J34527A	115-CF-B8C	J34527-1A	6/29/2006
	115-CF-C8C	J34527-2A	6/29/2006
	115-CF-D8C	J34527-3A	6/29/2006
J34750	115-CF-E8C	J34750-1	7/3/2006
	115-CF-E8C	J34750-1R	7/3/2006
	115-CF-F8C	J34750-2	7/3/2006
	115-CF-F8C	J34750-2R	7/3/2006
J34750A	115-CF-B8C	J34750-1A	6/29/2006
	115-CF-C8C	J34750-2A	6/29/2006
J34916	115-CF-G8C	J34916-1	7/6/2006
	115-CF-G8C	J34916-1R	7/6/2006
	115-CF-H8C	J34916-2	7/6/2006
	115-CF-H8C	J34916-2R	7/6/2006
J34916A	115-CF-G8C	J34916-1A	7/6/2006
	115-CF-H8C	J34916-2A	7/6/2006
J35087	115-CF-J8C	J35087-1	7/7/2006
	115-CF-J8C	J35087-1R	7/7/2006
J35087A	115-CF-J8C	J35087-1A	7/7/2006
J35461	115-CF-B9C	J35461-1	7/12/2006
	115-CF-B9C	J35461-1R	7/12/2006
J35461A	115-CF-B9C	J35461-1A	7/12/2006
J37841	115-CF-L8C	J37841-1	8/7/2006
	115-CF-L8C	J37841-1R	8/7/2006
	115-CF-M8C	J37841-2	8/8/2006
	115-CF-M8C	J37841-2R	8/8/2006
J37841	115-CF-N8C	J37841-3	8/8/2006
	115-CF-N8C	J37841-3R	8/8/2006
J37841A	115-CF-L8C	J37841-1A	8/7/2006
	115-CF-M8C	J37841-2A	8/8/2006
	115-CF-N8C	J37841-3A	8/8/2006

SAMPLE DELIVERY GROUP	FIELD SAMPLE ID	LAB SAMPLE ID	SAMPLE DATE
J37979	115-CF-AA6C	J37979-1	8/9/2006
	115-CF-AA6C	J37979-1R	8/9/2006
	115-CF-AA7C	J37979-2	8/9/2006
	115-CF-AA7C	J37979-2R	8/9/2006
	115-CF-P8C	J37979-3	8/9/2006
	115-CF-P8C	J37979-3R	8/9/2006
	115-CF-Q8C	J37979-4	8/9/2006
	115-CF-Q8C	J37979-4R	8/9/2006
	115-CF-R8C	J37979-5	8/9/2006
	115-CF-R8C	J37979-5R	8/9/2006
J37979A	115-CF-AA6C	J37979-1A	8/9/2006
	115-CF-AA7C	J37979-2A	8/9/2006
	115-CF-P8C	J37979-3A	8/9/2006
	115-CF-Q8C	J37979-4A	8/9/2006
	115-CF-R8C	J37979-5A	8/9/2006
J38121	115-CF-S8C	J38121-4	8/10/2006
	115-CF-S8C	J38121-4R	8/10/2006
J38121A	115-CF-S8C	J38121-4A	8/10/2006
J38246	115-CF-S7C	J38246-1	8/11/2006
	115-CF-S7C	J38246-1R	8/11/2006
	115-CF-T7C	J38246-2	8/11/2006
	115-CF-T7C	J38246-2R	8/11/2006
	115-CF-T8C	J38246-3	8/11/2006
	115-CF-T8C	J38246-3R	8/11/2006
	115-CF-U7C	J38246-4	8/11/2006
	115-CF-U7C	J38246-4R	8/11/2006
	115-CF-U8C	J38246-5	8/11/2006
	115-CF-U8C	J38246-5R	8/11/2006
J38246A	115-CF-S7C	J38246-1A	8/11/2006
	115-CF-T7C	J38246-2A	8/11/2006
	115-CF-T8C	J38246-3A	8/11/2006
	115-CF-U7C	J38246-4A	8/11/2006
	115-CF-U8C	J38246-5A	8/11/2006
J38404	115-CF-AA8C	J38404-6	8/14/2006
	115-CF-AA8C	J38404-6R	8/14/2006
	115-CF-AA9C	J38404-14	8/14/2006
	115-CF-AA9C	J38404-14R	8/14/2006

SAMPLE DELIVERY GROUP	FIELD SAMPLE ID	LAB SAMPLE ID	SAMPLE DATE
J38404	115-CF-V7C	J38404-1	8/14/2006
	115-CF-V7C	J38404-1R	8/14/2006
	115-CF-V8C	J38404-13	8/14/2006
	115-CF-V8C	J38404-13R	8/14/2006
	115-CF-V8CD	J38404-10	8/14/2006
	115-CF-V8CD	J38404-10R	8/14/2006
	115-CF-W7C	J38404-2	8/14/2006
	115-CF-W7C	J38404-2R	8/14/2006
	115-CF-W8C	J38404-12	8/14/2006
	115-CF-W8C	J38404-12R	8/14/2006
	115-CF-X7C	J38404-3	8/14/2006
	115-CF-X7C	J38404-3R	8/14/2006
	115-CF-X8C	J38404-9	8/14/2006
	115-CF-X8C	J38404-9R	8/14/2006
	115-CF-Y7C	J38404-4	8/14/2006
	115-CF-Y7C	J38404-4R	8/14/2006
	115-CF-Y7CD	J38404-11	8/14/2006
	115-CF-Y7CD	J38404-11R	8/14/2006
	115-CF-Y8C	J38404-8	8/14/2006
	115-CF-Y8C	J38404-8R	8/14/2006
	115-CF-Z7C	J38404-5	8/14/2006
	115-CF-Z7C	J38404-5R	8/14/2006
	115-CF-Z8C	J38404-7	8/14/2006
	115-CF-Z8C	J38404-7R	8/14/2006
	115-CF-Z9C	J38404-15	8/14/2006
	115-CF-Z9C	J38404-15R	8/14/2006
J38404A	115-CF-AA8C	J38404-6A	8/14/2006
	115-CF-AA9C	J38404-14A	8/14/2006
	115-CF-V7C	J38404-1A	8/14/2006
	115-CF-V8C	J38404-13A	8/14/2006
	115-CF-V8CD	J38404-10A	8/14/2006
	115-CF-W7C	J38404-2A	8/14/2006
	115-CF-W8C	J38404-12A	8/14/2006
	115-CF-X7C	J38404-3A	8/14/2006
	115-CF-X8C	J38404-9A	8/14/2006
	115-CF-Y7C	J38404-4A	8/14/2006
	115-CF-Y7CD	J38404-11A	8/14/2006
	115-CF-Y8C	J38404-8A	8/14/2006
	115-CF-Z7C	J38404-5A	8/14/2006
	115-CF-Z8C	J38404-7A	8/14/2006
	115-CF-Z9C	J38404-15A	8/14/2006
J38496	115-CF-K8C	J38496-1	8/15/2006
J38496	115-CF-K8C	J38496-1R	8/15/2006
J38496A	115-CF-K8C	J38496-1A	8/15/2006

SAMPLE DELIVERY GROUP	FIELD SAMPLE ID	LAB SAMPLE ID	SAMPLE DATE
J38497	115-CF-STA071	J38497-1	8/15/2006
	115-CF-STA071	J38497-1R	8/15/2006
	115-CF-STA131	J38497-2	8/15/2006
	115-CF-STA131	J38497-2R	8/15/2006
J38497A	115-CF-STA071	J38497-1A	8/15/2006
	115-CF-STA131	J38497-2A	8/15/2006
J38596	115-CF-W9C	J38596-1	8/16/2006
	115-CF-W9C	J38596-1R	8/16/2006
	115-CF-X9C	J38596-2	8/16/2006
	115-CF-X9C	J38596-2R	8/16/2006
	115-CF-Y9C	J38596-3	8/16/2006
	115-CF-Y9C	J38596-3R	8/16/2006
J38596A	115-CF-W9C	J38596-1A	8/16/2006
	115-CF-X9C	J38596-2A	8/16/2006
	115-CF-Y9C	J38596-3A	8/16/2006
J38747	115-CF-C9C	J38747-4	8/17/2006
	115-CF-C9C	J38747-4R	8/17/2006
	115-CF-D10C	J38747-1	8/17/2006
	115-CF-D10C	J38747-1R	8/17/2006
	115-CF-D9C	J38747-3	8/17/2006
	115-CF-D9C	J38747-3R	8/17/2006
	115-CF-STA191	J38747-5	8/17/2006
	115-CF-STA191	J38747-5R	8/17/2006
	115-CF-STA240	J38747-6	8/17/2006
	115-CF-STA240	J38747-6R	8/17/2006
	115-CF-V9C	J38747-2	8/17/2006
	115-CF-V9C	J38747-2R	8/17/2006
J38747A	115-CF-C9C	J38747-4A	8/17/2006
	115-CF-D10C	J38747-1A	8/17/2006
	115-CF-D9C	J38747-3A	8/17/2006
	115-CF-STA191	J38747-5A	8/17/2006
	115-CF-STA240	J38747-6A	8/17/2006
	115-CF-V9C	J38747-2A	8/17/2006
J38877	115-CF-A10C	J38877-4	8/18/2006
	115-CF-A10C	J38877-4R	8/18/2006
	115-CF-E9C	J38877-1	8/18/2006
	115-CF-E9C	J38877-1R	8/18/2006
	115-CF-F9C	J38877-2	8/18/2006
	115-CF-F9C	J38877-2R	8/18/2006
	115-CF-G9C	J38877-3	8/18/2006
J38877	115-CF-G9C	J38877-3R	8/18/2006
	115-CF-U9C	J38877-5	8/18/2006
	115-CF-U9C	J38877-5R	8/18/2006

SAMPLE DELIVERY GROUP	FIELD SAMPLE ID	LAB SAMPLE ID	SAMPLE DATE
J38877A	115-CF-A10C	J38877-4A	8/18/2006
	115-CF-E9C	J38877-1A	8/18/2006
	115-CF-F9C	J38877-2A	8/18/2006
	115-CF-G9C	J38877-3A	8/18/2006
	115-CF-U9C	J38877-5A	8/18/2006
J39004	115-CF-H9C	J39004-5	8/21/2006
	115-CF-H9C	J39004-5R	8/21/2006
	115-CF-J9C	J39004-6	8/21/2006
	115-CF-J9C	J39004-6R	8/21/2006
	115-CF-STA071A	J39004-1	8/21/2006
	115-CF-STA071A	J39004-1R	8/21/2006
	115-CF-STA400	J39004-2	8/21/2006
	115-CF-STA400	J39004-2R	8/21/2006
	115-CF-STA443	J39004-3	8/21/2006
	115-CF-STA443	J39004-3R	8/21/2006
	115-CF-STA580	J39004-4	8/21/2006
	115-CF-STA580	J39004-4R	8/21/2006
J39004A	115-CF-H9C	J39004-5A	8/21/2006
	115-CF-J9C	J39004-6A	8/21/2006
	115-CF-STA071A	J39004-1A	8/21/2006
	115-CF-STA400	J39004-2A	8/21/2006
	115-CF-STA443	J39004-3A	8/21/2006
	115-CF-STA580	J39004-4A	8/21/2006
J39094	115-CF-T9C	J39094-1	8/22/2006
	115-CF-T9C	J39094-1R	8/22/2006
J39094A	115-CF-T9C	J39094-1A	8/22/2006
J39214	115-CF-R9C	J39214-3	8/23/2006
	115-CF-R9C	J39214-3R	8/23/2006
	115-CF-S9C	J39214-2	8/23/2006
	115-CF-S9C	J39214-2R	8/23/2006
	115-CF-W9C1	J39214-1	8/23/2006
	115-CF-W9C1	J39214-1R	8/23/2006
J39214A	115-CF-R9C	J39214-3A	8/23/2006
	115-CF-S9C	J39214-2A	8/23/2006
	115-CF-W9C1	J39214-1A	8/23/2006
J39329	115-CF-B10C	J39329-1	8/24/2006
	115-CF-B10C	J39329-1R	8/24/2006
	115-CF-K9C	J39329-2	8/24/2006
	115-CF-K9C	J39329-2R	8/24/2006
J39329	115-CF-K9CD	J39329-3	8/24/2006
	115-CF-K9CD	J39329-3R	8/24/2006
J39329A	115-CF-B10C	J39329-1A	8/24/2006
	115-CF-K9C	J39329-2A	8/24/2006
	115-CF-K9CD	J39329-3A	8/24/2006

SAMPLE DELIVERY GROUP	FIELD SAMPLE ID	LAB SAMPLE ID	SAMPLE DATE
J39452	115-CF-L9C	J39452-1	8/25/2006
	115-CF-L9C	J39452-1R	8/25/2006
	115-CF-M9C	J39452-2	8/25/2006
	115-CF-M9C	J39452-2R	8/25/2006
J39452A	115-CF-L9C	J39452-1A	8/25/2006
	115-CF-M9C	J39452-2A	8/25/2006
J40016	115-CF-C10C	J40016-4	8/31/2006
	115-CF-C10C	J40016-4R	8/31/2006
	115-CF-N9C	J40016-1	8/31/2006
	115-CF-N9C	J40016-1R	8/31/2006
	115-CF-P9C	J40016-2	8/31/2006
	115-CF-P9C	J40016-2R	8/31/2006
	115-CF-Q9C	J40016-3	8/31/2006
	115-CF-Q9C	J40016-3R	8/31/2006
J40016A	115-CF-C10C	J40016-4A	8/31/2006
	115-CF-N9C	J40016-1A	8/31/2006
	115-CF-P9C	J40016-2A	8/31/2006
	115-CF-Q9C	J40016-3A	8/31/2006
J40084	115-CF-STAN1950	J40084-1	9/5/2006
	115-CF-STAN1950	J40084-1R	9/5/2006
	115-CF-STAN2010	J40084-2	9/5/2006
	115-CF-STAN2010	J40084-2R	9/5/2006
J40084A	115-CF-STAN1950	J40084-1A	9/5/2006
	115-CF-STAN2010	J40084-2A	9/5/2006
J40927	115-CF-A11C	J40927-1	9/13/2006
	115-CF-A11C	J40927-1R	9/13/2006
	115-CF-A11CD	J40927-2	9/13/2006
	115-CF-A11CD	J40927-2R	9/13/2006
J40927A	115-CF-A11C	J40927-1A	9/13/2006
	115-CF-A11CD	J40927-2A	9/13/2006
J41615	115-CF-STAS0175	J41615-1	9/20/2006
	115-CF-STAS0175	J41615-1R	9/20/2006
	115-CF-STAS0175D	J41615-3	9/20/2006
	115-CF-STAS0175D	J41615-3R	9/20/2006
	115-CF-STAS0235	J41615-2	9/20/2006
	115-CF-STAS0235	J41615-2R	9/20/2006
J41615A	115-CF-STAS0175	J41615-1A	9/20/2006
J41615A	115-CF-STAS0175D	J41615-3A	9/20/2006
	115-CF-STAS0235	J41615-2A	9/20/2006
J41733	115-CF-B11C	J41733-1	9/21/2006
	115-CF-B11C	J41733-1R	9/21/2006
	115-CF-B11CD	J41733-2	9/21/2006
	115-CF-B11CD	J41733-2R	9/21/2006

SAMPLE DELIVERY GROUP	FIELD SAMPLE ID	LAB SAMPLE ID	SAMPLE DATE
J41733A	115-CF-B11C	J41733-1A	9/21/2006
	115-CF-B11CD	J41733-2A	9/21/2006
J42012	115-CF-C11C	J42012-1	9/25/2006
	115-CF-C11C	J42012-1R	9/25/2006
J42012A	115-CF-C11C	J42012-1A	9/25/2006
J42867	115-CF-D11C	J42867-1	10/4/2006
	115-CF-D11C	J42867-1R	10/4/2006
J42867A	115-CF-D11C	J42867-1A	10/4/2006
J44243	115-CF-D12C	J44243-1	10/19/2006
	115-CF-D12C	J44243-1R	10/19/2006
	115-CF-D13C	J44243-2	10/19/2006
	115-CF-D13C	J44243-2R	10/19/2006
J44243A	115-CF-D12C	J44243-1A	10/19/2006
	115-CF-D13C	J44243-2A	10/19/2006
J44679	115-CF-C12C	J44679-1	10/25/2006
	115-CF-C12C	J44679-1R	10/25/2006
	115-CF-C13C	J44679-2	10/25/2006
	115-CF-C13C	J44679-2R	10/25/2006
	115-CF-D13N	J44679-4	10/20/2006
	115-CF-D13N	J44679-4R	10/20/2006
	115-CF-D13S	J44679-3	10/19/2006
	115-CF-D13S	J44679-3R	10/19/2006
J44679A	115-CF-C12C	J44679-1A	10/25/2006
	115-CF-C13C	J44679-2A	10/25/2006
	115-CF-D13N	J44679-4A	10/20/2006
	115-CF-D13S	J44679-3A	10/19/2006
J45386	115-CF-B12C	J45386-1	11/1/2006
	115-CF-B12C	J45386-1R	11/1/2006
	115-CF-B13C	J45386-2	11/1/2006
	115-CF-B13C	J45386-2R	11/1/2006
J45386A	115-CF-B12C	J45386-1A	11/1/2006
	115-CF-B13C	J45386-2A	11/1/2006
J46047	115-CF-A12C	J46047-1	11/7/2006
	115-CF-A12C	J46047-1R	11/7/2006
	115-CF-A13C	J46047-2	11/7/2006
	115-CF-A13C	J46047-2R	11/7/2006
J46047A	115-CF-A12C	J46047-1A	11/7/2006
	115-CF-A13C	J46047-2A	11/7/2006
J48334	115-CF-B14C	J48334-1	12/6/2006
	115-CF-B14C	J48334-1R	12/6/2006
J48334A	115-CF-B14C	J48334-1A	12/6/2006
J48473	115-CF-C14C	J48473-1	12/7/2006
	115-CF-C14C	J48473-1R	12/7/2006
J48473A	115-CF-C14C	J48473-1A	12/7/2006

SAMPLE DELIVERY GROUP	FIELD SAMPLE ID	LAB SAMPLE ID	SAMPLE DATE
J49132	115-CF-D13C1	J49132-1	12/13/2006
	115-CF-D13C1	J49132-1R	12/13/2006
J49132A	115-CF-D13C1	J49132-1A	12/13/2006
J49290	115-CF-D14C	J49290-1	12/13/2006
	115-CF-D14C	J49290-1R	12/13/2006
J49290A	115-CF-D14C	J49290-1A	12/13/2006
J49932	115-CF-D15C	J49932-1	12/20/2006
	115-CF-D15C	J49932-1R	12/20/2006
	115-CF-D16C	J49932-2	12/20/2006
	115-CF-D16C	J49932-2R	12/20/2006
J49932A	115-CF-D15C	J49932-1A	12/20/2006
	115-CF-D16C	J49932-2A	12/20/2006
J50283	115-CF-C15C	J50283-1	12/27/2006
	115-CF-C15C	J50283-1R	12/27/2006
	115-CF-C16C	J50283-2	12/27/2006
	115-CF-C16C	J50283-2R	12/27/2006
J50283A	115-CF-C15C	J50283-1A	12/27/2006
	115-CF-C16C	J50283-2A	12/27/2006
J50378	115-CF-B15C	J50378-1	12/29/2006
	115-CF-B15C	J50378-1R	12/29/2006
	115-CF-B16C	J50378-2	12/29/2006
	115-CF-B16C	J50378-2R	12/29/2006
J51282	115-CF-A14C	J51282-1	1/10/2007
	115-CF-A14C	J51282-1R	1/10/2007
	115-CF-A15C	J51282-2	1/10/2007
	115-CF-A15C	J51282-2R	1/10/2007
J51282A	115-CF-A14C	J51282-1A	1/10/2007
	115-CF-A14CD	J51282-3A	1/11/2007
	115-CF-A15C	J51282-2A	1/10/2007
	115-CF-A15CD	J51282-4A	1/11/2007
J51405	115-CF-A16C	J51405-2	1/12/2007
	115-CF-A16C	J51405-2R	1/12/2007
	115-CF-A16CD	J51405-3	1/12/2007
	115-CF-A16CD	J51405-3R	1/12/2007
J51405	115-CF-STAS0425	J51405-1	1/12/2007
	115-CF-STAS0425	J51405-1R	1/12/2007
J51405A	115-CF-A16C	J51405-2A	1/12/2007
	115-CF-A16CD	J51405-3A	1/12/2007
	115-CF-STAS0425	J51405-1A	1/12/2007
J51579	115-CF-A17C	J51579-1	1/16/2007
	115-CF-A17C	J51579-1R	1/16/2007
	115-CF-A18C	J51579-2	1/16/2007
	115-CF-A18C	J51579-2R	1/16/2007

SAMPLE DELIVERY GROUP	FIELD SAMPLE ID	LAB SAMPLE ID	SAMPLE DATE
J51579A	115-CF-A17C	J51579-1A	1/16/2007
	115-CF-A18C	J51579-2A	1/16/2007
J52213	115-CF-B17C	J52213-1	1/23/2007
	115-CF-B17C	J52213-1R	1/23/2007
J52213A	115-CF-B17C	J52213-1A	1/23/2007
J52360	115-CF-B18C	J52360-1	1/23/2007
	115-CF-B18C	J52360-1R	1/23/2007
J52360A	115-CF-B18C	J52360-1A	1/23/2007
J52664	115-CF-STAN1775	J52664-1	1/29/2007
	115-CF-STAN1775	J52664-1R	1/29/2007
	115-CF-STAN1825	J52664-2	1/29/2007
	115-CF-STAN1825	J52664-2R	1/29/2007
J52664A	115-CF-STAN1775	J52664-1A	1/29/2007
	115-CF-STAN1825	J52664-2A	1/29/2007
J52970	115-CF-C17C	J52970-1	2/1/2007
	115-CF-C17C	J52970-1R	2/1/2007
	115-CF-C18C	J52970-2	2/1/2007
	115-CF-C18C	J52970-2R	2/1/2007
J52970A	115-CF-C17C	J52970-1A	2/1/2007
	115-CF-C18C	J52970-2A	2/1/2007
J53812	115-CF-D17C	J53812-1	2/12/2007
	115-CF-D17C	J53812-1R	2/12/2007
	115-CF-D18C	J53812-2	2/12/2007
	115-CF-D18C	J53812-2R	2/12/2007
J53812A	115-CF-D17C	J53812-1A	2/12/2007
	115-CF-D18C	J53812-2A	2/12/2007
J54344	115-CF-A19C	J54344-1	2/21/2007
	115-CF-A19C	J54344-1R	2/21/2007
J54344A	115-CF-A19C	J54344-1A	2/21/2007
J54892	115-CF-B19C	J54892-1	2/27/2007
	115-CF-B19C	J54892-1R	2/27/2007
J54892A	115-CF-B19C	J54892-1A	2/27/2007
J55738	115-CF-C19C	J55738-1	3/9/2007
J55738	115-CF-C19C	J55738-1R	3/9/2007
J55738A	115-CF-C19C	J55738-1A	3/9/2007
J56649	115-CF-D19C	J56649-1	3/21/2007
	115-CF-D19C	J56649-1B	3/21/2007
	115-CF-D19C	J56649-1C	3/21/2007
	115-CF-D19C	J56649-1E	3/21/2007
	115-CF-D19C	J56649-1R	3/21/2007
	115-CF-D19CD	J56649-2	3/21/2007
	115-CF-D19CD	J56649-2B	3/21/2007
	115-CF-D19CD	J56649-2C	3/21/2007
	115-CF-D19CD	J56649-2E	3/21/2007

SAMPLE DELIVERY GROUP	FIELD SAMPLE ID	LAB SAMPLE ID	SAMPLE DATE
	115-CF-D19CD	J56649-2R	3/21/2007
J56649A	115-CF-D19C	J56649-1A	3/21/2007
	115-CF-D19CD	J56649-2A	3/21/2007
J57067	115-CF-D20C	J57067-1	3/27/2007
	115-CF-D20C	J57067-1R	3/27/2007
J57067A	115-CF-D20C	J57067-1A	3/27/2007
J58156	115-CF-C20C1	J58156-1	4/9/2007
	115-CF-C20C1	J58156-1R	4/9/2007
J58156A	115-CF-C20C1	J58156-1A	4/9/2007
J58643	115-CF-B20C	J58643-1	4/13/2007
	115-CF-B20C	J58643-1R	4/13/2007
J58643A	115-CF-B20C	J58643-1A	4/13/2007
J59443	115-CF-B19C1	J59443-1	4/25/2007
	115-CF-B19C1	J59443-1R	4/25/2007
	115-CF-B20C1	J59443-2	4/25/2007
	115-CF-B20C1	J59443-2R	4/25/2007
J59443A	115-CF-B19C1	J59443-1A	4/25/2007
	115-CF-B20C1	J59443-2A	4/25/2007
J59486	115-CF-A19C1	J59486-1	4/25/2007
	115-CF-A19C1	J59486-1R	4/25/2007
	115-CF-C20C2	J59486-2	4/25/2007
	115-CF-C20C2	J59486-2R	4/25/2007
	115-CF-D20C1	J59486-3	4/25/2007
	115-CF-D20C1	J59486-3R	4/25/2007
J59486A	115-CF-A19C1	J59486-1A	4/25/2007
	115-CF-C20C2	J59486-2A	4/25/2007
	115-CF-D20C1	J59486-3A	4/25/2007
J59751	115-CF-A20C	J59751-1	4/26/2007
	115-CF-A20C	J59751-1R	4/26/2007
J59751A	115-CF-A20C	J59751-1A	4/26/2007
J60065	115-CF-A21C	J60065-1	5/2/2007
J60065	115-CF-A21C	J60065-1R	5/2/2007
J60065A	115-CF-A21C	J60065-1A	5/2/2007
J60608	115-CF-B21C	J60608-1	5/8/2007
	115-CF-B21C	J60608-1R	5/8/2007
J60608A	115-CF-B21C	J60608-1A	5/8/2007
J61000	115-CF-C21C	J61000-1	5/11/2007
	115-CF-C21C	J61000-1R	5/11/2007
	115-CF-STAN1640	J61000-2	5/11/2007
	115-CF-STAN1640	J61000-2R	5/11/2007
J61000A	115-CF-C21C	J61000-1A	5/11/2007
	115-CF-STAN1640	J61000-2A	5/11/2007
J61629	115-CF-D21C	J61629-1	5/18/2007
	115-CF-D21C	J61629-1R	5/18/2007

SAMPLE DELIVERY GROUP	FIELD SAMPLE ID	LAB SAMPLE ID	SAMPLE DATE
J61629A	115-CF-D21C	J61629-1A	5/18/2007

SAMPLE DELIVERY GROUP	FIELD SAMPLE ID	LAB SAMPLE ID	SAMPLE DATE
J61729	115-CF-A22C	J61729-1	5/21/2007
	115-CF-A22C	J61729-1R	5/21/2007
	115-CF-B22C	J61729-2	5/21/2007
	115-CF-B22C	J61729-2R	5/21/2007
	115-CF-C22C	J61729-3	5/21/2007
	115-CF-C22C	J61729-3R	5/21/2007
	115-CF-D22C	J61729-4	5/21/2007
	115-CF-D22C	J61729-4R	5/21/2007
J61729A	115-CF-A22C	J61729-1A	5/21/2007
	115-CF-B22C	J61729-2A	5/21/2007
	115-CF-C22C	J61729-3A	5/21/2007
	115-CF-D22C	J61729-4A	5/21/2007
J61934	115-CF-D23C	J61934-1	5/23/2007
	115-CF-D23C	J61934-1R	5/23/2007
J61934A	115-CF-D23C	J61934-1A	5/23/2007
J62260	115-CF-C23C	J62260-1	5/29/2007
	115-CF-C23C	J62260-1R	5/29/2007
J62260A	115-CF-C23C	J62260-1A	5/29/2007
J62565	115-CF-B23C	J62565-1	6/1/2007
	115-CF-B23C	J62565-1R	6/1/2007
J62565A	115-CF-B23C	J62565-1A	6/1/2007
J63429	115-CF-STAS0635	J63429-1	6/11/2007
	115-CF-STAS0635	J63429-1R	6/11/2007
J63429A	115-CF-STAS0635	J63429-1A	6/11/2007
J63536	115-CF-A23C	J63536-1	6/12/2007
	115-CF-A23C	J63536-1R	6/12/2007
J63536A	115-CF-A23C	J63536-1A	6/12/2007
J63895	115-CF-A24C	J63895-1	6/14/2007
J63895	115-CF-A24C	J63895-1R	6/14/2007
J63895A	115-CF-A24C	J63895-1A	6/14/2007
J64262	115-CF-B24C	J64262-1	6/20/2007
	115-CF-B24C	J64262-1R	6/20/2007
J64262A	115-CF-B24C	J64262-1A	6/20/2007
J64633	115-CF-C24C	J64633-1	6/25/2007
	115-CF-C24C	J64633-1R	6/25/2007
J64633A	115-CF-C24C	J64633-1A	6/25/2007
J65239	115-CF-D24C	J65239-1	7/2/2007
	115-CF-D24C	J65239-1R	7/2/2007
J65239A	115-CF-D24C	J65239-1A	7/2/2007
J65700	115-CF-A25C	J65700-1	7/9/2007
	115-CF-A25C	J65700-1R	7/9/2007
	115-CF-A25CD	J65700-2	7/9/2007
	115-CF-A25CD	J65700-2R	7/9/2007

SAMPLE DELIVERY GROUP	FIELD SAMPLE ID	LAB SAMPLE ID	SAMPLE DATE
J65700A	115-CF-A25C	J65700-1A	7/9/2007
	115-CF-A25CD	J65700-2A	7/9/2007
J66020	115-CF-B25C	J66020-1	7/11/2007
	115-CF-B25C	J66020-1R	7/11/2007
J66020A	115-CF-B25C	J66020-1A	7/11/2007
J66368	115-CF-C25C	J66368-1	7/16/2007
	115-CF-C25C	J66368-1R	7/16/2007
J66368A	115-CF-C25C	J66368-1A	7/16/2007
J66819	115-CF-D25C	J66819-1	7/20/2007
	115-CF-D25C	J66819-1R	7/20/2007
	115-CF-STAN1550	J66819-2	7/20/2007
	115-CF-STAN1550	J66819-2R	7/20/2007
J66819A	115-CF-D25C	J66819-1A	7/20/2007
	115-CF-STAN1550	J66819-2A	7/20/2007
J68302	115-CF-B26C	J68302-1	8/7/2007
	115-CF-B26C	J68302-1R	8/7/2007
J68302A	115-CF-B26C	J68302-1A	8/7/2007
J68919	115-CF-A26C1	J68919-1	8/14/2007
	115-CF-A26C1	J68919-1R	8/14/2007
	115-CF-B26C1	J68919-2	8/14/2007
	115-CF-B26C1	J68919-2R	8/14/2007
J68919A	115-CF-A26C1	J68919-1A	8/14/2007
	115-CF-B26C1	J68919-2A	8/14/2007
J69271	115-CF-C26C	J69271-1	8/16/2007
	115-CF-C26C	J69271-1R	8/16/2007
J69271A	115-CF-C26C	J69271-1A	8/16/2007
J69522	115-CF-D26C	J69522-1	8/21/2007
J69522	115-CF-D26C	J69522-1R	8/21/2007
	115-CF-D26C	J69522-1T	8/21/2007
J69522A	115-CF-D26C	J69522-1A	8/21/2007
J70191	115-CF-A27C	J70191-1	8/29/2007
	115-CF-A27C	J70191-1R	8/29/2007
	115-CF-A27C	J70191-1T	8/29/2007
J70191A	115-CF-A27C	J70191-1A	8/29/2007
J70547	115-CF-B27C	J70547-1	9/4/2007
	115-CF-B27C	J70547-1R	9/4/2007
J70547A	115-CF-B27C	J70547-1A	9/4/2007
J70765	115-CF-BH1N	J70765-1	9/6/2007
	115-CF-BH1N	J70765-1R	9/6/2007
J70765A	115-CF-BH1N	J70765-1A	9/6/2007
J71004	115-CF-STAS0745	J71004-1	9/7/2007
	115-CF-STAS0745	J71004-1R	9/7/2007
J71004A	115-CF-STAS0745	J71004-1A	9/7/2007

SAMPLE DELIVERY GROUP	FIELD SAMPLE ID	LAB SAMPLE ID	SAMPLE DATE
J71070	115-CF-C27C	J71070-1	9/10/2007
	115-CF-C27C	J71070-1R	9/10/2007
J71070A	115-CF-C27C	J71070-1A	9/10/2007
J71144	115-CF-STAN1450	J71144-1	9/11/2007
J71144A	115-CF-STAN1450	J71144-1A	9/11/2007
J71382	115-CF-D27C	J71382-1	9/13/2007
	115-CF-D27C	J71382-1R	9/13/2007
J71382A	115-CF-D27C	J71382-1A	9/13/2007
J71804	115-CF-BH1S	J71804-1	9/18/2007
J71804A	115-CF-BH1S	J71804-1A	9/18/2007
J72051	115-CF-A28C	J72051-1	9/20/2007
	115-CF-A28C	J72051-1R	9/20/2007
J72051A	115-CF-A28C	J72051-1A	9/20/2007
J72178	115-CF-A29C	J72178-1	9/21/2007
	115-CF-A29C	J72178-1R	9/21/2007
J72178A	115-CF-A29C	J72178-1A	9/21/2007
J72391	115-CF-BH2N	J72391-1	9/25/2007
	115-CF-BH2S	J72391-2	9/25/2007
J72391A	115-CF-BH2N	J72391-1A	9/25/2007
	115-CF-BH2S	J72391-2A	9/25/2007
J72490	115-CF-B28C	J72490-2	9/26/2007
	115-CF-B28C	J72490-2R	9/26/2007
	115-CF-B29C	J72490-1	9/26/2007
	115-CF-B29C	J72490-1R	9/26/2007
	115-CF-STAN1420	J72490-3	9/26/2007
	115-CF-STAN1420	J72490-3R	9/26/2007
J72490A	115-CF-B28C	J72490-2A	9/26/2007
	115-CF-B29C	J72490-1A	9/26/2007
	115-CF-STAN1420	J72490-3A	9/26/2007
J73012	115-CF-C28C	J73012-2	10/2/2007
	115-CF-C28C	J73012-2R	10/2/2007
	115-CF-C28CD	J73012-3	10/2/2007
	115-CF-C28CD	J73012-3R	10/2/2007
	115-CF-C29C	J73012-1	10/2/2007
	115-CF-C29C	J73012-1R	10/2/2007
J73012A	115-CF-C28C	J73012-2A	10/2/2007
	115-CF-C28CD	J73012-3A	10/2/2007
	115-CF-C29C	J73012-1A	10/2/2007
J73256	115-CF-BH3N	J73256-1	10/4/2007
	115-CF-BH3N	J73256-1R	10/4/2007
	115-CF-BH3S	J73256-2	10/4/2007
	115-CF-BH3S	J73256-2R	10/4/2007
J73256A	115-CF-BH3N	J73256-1A	10/4/2007
	115-CF-BH3S	J73256-2A	10/4/2007

SAMPLE DELIVERY GROUP	FIELD SAMPLE ID	LAB SAMPLE ID	SAMPLE DATE
J73568	115-CF-D28C	J73568-1	10/8/2007
	115-CF-D28C	J73568-1R	10/8/2007
	115-CF-D29C	J73568-2	10/8/2007
	115-CF-D29C	J73568-2R	10/8/2007
J73568A	115-CF-D28C	J73568-1A	10/8/2007
	115-CF-D29C	J73568-2A	10/8/2007
J74176	115-CF-BH4N	J74176-1	10/15/2007
	115-CF-BH4N	J74176-1R	10/15/2007
	115-CF-BH4N	J74176-1RT	10/15/2007
	115-CF-BH4S	J74176-2	10/15/2007
	115-CF-BH4S	J74176-2R	10/15/2007
	115-CF-BH4S	J74176-2RT	10/15/2007
J74176A	115-CF-BH4N	J74176-1A	10/15/2007
	115-CF-BH4S	J74176-2A	10/15/2007
J74467	115-CF-B30C	J74467-1	10/18/2007
	115-CF-B30C	J74467-1R	10/18/2007
	115-CF-B30C	J74467-1T	10/18/2007
J74467A	115-CF-B30C	J74467-1A	10/18/2007
J74888	115-CF-BH5N	J74888-1	10/24/2007
	115-CF-BH5N	J74888-1R	10/24/2007
	115-CF-BH5S	J74888-2	10/24/2007
	115-CF-BH5S	J74888-2R	10/24/2007
J74888A	115-CF-BH5N	J74888-1A	10/24/2007
	115-CF-BH5S	J74888-2A	10/24/2007
J75024	115-CF-C30C	J75024-1	10/25/2007
	115-CF-C30C	J75024-1R	10/25/2007
J75024A	115-CF-C30C	J75024-1A	10/25/2007
J75399	115-CF-D30C	J75399-1	10/31/2007
	115-CF-D30C	J75399-1R	10/31/2007
J75399A	115-CF-D30C	J75399-1A	10/31/2007
J75549	115-CF-BH6N	J75549-1	11/1/2007
	115-CF-BH6N	J75549-1R	11/1/2007
	115-CF-BH6N	J75549-1T	11/1/2007
	115-CF-BH6S	J75549-2	11/1/2007
	115-CF-BH6S	J75549-2R	11/1/2007
	115-CF-BH6S	J75549-2T	11/1/2007
J75549A	115-CF-BH6N	J75549-1A	11/1/2007
	115-CF-BH6S	J75549-2A	11/1/2007
J75968	115-CF-BH7N	J75968-1	11/6/2007
	115-CF-BH7N	J75968-1R	11/6/2007
	115-CF-BH7S	J75968-2	11/6/2007
	115-CF-BH7S	J75968-2R	11/6/2007
J75968A	115-CF-BH7N	J75968-1A	11/6/2007
	115-CF-BH7S	J75968-2A	11/6/2007

SAMPLE DELIVERY GROUP	FIELD SAMPLE ID	LAB SAMPLE ID	SAMPLE DATE
J76352	115-CF-A31C	J76352-1	11/9/2007
	115-CF-A31C	J76352-1R	11/9/2007
J76352A	115-CF-A31C	J76352-1A	11/9/2007
J76697	115-CF-B30C1	J76697-2	11/14/2007
	115-CF-B30C1	J76697-2R	11/14/2007
	115-CF-B31C	J76697-1	11/14/2007
	115-CF-B31C	J76697-1R	11/14/2007
	115-CF-STAS0805	J76697-3	11/14/2007
	115-CF-STAS0805	J76697-3R	11/14/2007
J76697A	115-CF-B30C1	J76697-2A	11/14/2007
	115-CF-B31C	J76697-1A	11/14/2007
	115-CF-STAS0805	J76697-3A	11/14/2007
J76698	115-CF-BH8N	J76698-1	11/14/2007
	115-CF-BH8S	J76698-2	11/14/2007
J76698A	115-CF-BH8N	J76698-1A	11/14/2007
	115-CF-BH8S	J76698-2A	11/14/2007
J76987	115-CF-A30C1	J76987-1	11/16/2007
	115-CF-A30C1	J76987-1R	11/16/2007
J76987A	115-CF-A30C1	J76987-1A	11/16/2007
J77224	115-CF-C31C	J77224-1	11/20/2007
	115-CF-C31C	J77224-1R	11/20/2007
J77224A	115-CF-C31C	J77224-1A	11/20/2007
J77640	115-CF-D31C	J77640-1	11/28/2007
	115-CF-D31C	J77640-1R	11/28/2007
J77640A	115-CF-D31C	J77640-1A	11/28/2007
J77877	115-CF-BH91	J77877-1	11/30/2007
	115-CF-BH92	J77877-2	11/30/2007
	115-CF-BH93	J77877-3	11/30/2007
	115-CF-BH93	J77877-3R	11/30/2007
	115-CF-BH93	J77877-3RT	11/30/2007
	115-CF-BH94	J77877-4	11/30/2007
	115-CF-BH94	J77877-4R	11/30/2007
	115-CF-BH94	J77877-4RT	11/30/2007
	115-CF-BH95	J77877-5	11/30/2007
	115-CF-BH95	J77877-5R	11/30/2007
	115-CF-BH95	J77877-5RT	11/30/2007
	115-CF-BH96	J77877-6	11/30/2007
J77877A	115-CF-BH91	J77877-1A	11/30/2007
	115-CF-BH92	J77877-2A	11/30/2007
	115-CF-BH93	J77877-3A	11/30/2007
	115-CF-BH94	J77877-4A	11/30/2007
	115-CF-BH95	J77877-5A	11/30/2007
	115-CF-BH96	J77877-6A	11/30/2007

SAMPLE DELIVERY GROUP	FIELD SAMPLE ID	LAB SAMPLE ID	SAMPLE DATE
J78049	115-CF-A32C	J78049-1	12/3/2007
	115-CF-A32C	J78049-1R	12/3/2007
J78049A	115-CF-A32C	J78049-1A	12/3/2007
J78538	115-CF-BH101	J78538-1	12/7/2007
	115-CF-BH102	J78538-2	12/7/2007
	115-CF-BH103	J78538-3	12/7/2007
	115-CF-BH104	J78538-4	12/7/2007
	115-CF-BH105	J78538-5	12/7/2007
	115-CF-BH106	J78538-6	12/7/2007
J78538A	115-CF-BH101	J78538-1A	12/7/2007
	115-CF-BH102	J78538-2A	12/7/2007
	115-CF-BH103	J78538-3A	12/7/2007
	115-CF-BH104	J78538-4A	12/7/2007
	115-CF-BH105	J78538-5A	12/7/2007
	115-CF-BH106	J78538-6A	12/7/2007
J78541	115-CF-B32C	J78541-1	12/7/2007
	115-CF-B32C	J78541-1R	12/7/2007
J78541A	115-CF-B32C	J78541-1A	12/7/2007
J79257	115-CF-C32C	J79257-1	12/13/2007
	115-CF-C32C	J79257-1R	12/13/2007
J79257A	115-CF-C32C	J79257-1A	12/13/2007
J79463	115-CF-D32C	J79463-1	12/18/2007
	115-CF-D32C	J79463-1R	12/18/2007
	115-CF-D32CD	J79463-2	12/18/2007
	115-CF-D32CD	J79463-2R	12/18/2007
J79463A	115-CF-D32C	J79463-1A	12/18/2007
	115-CF-D32CD	J79463-2A	12/18/2007
J80148	115-CF-A33C	J80148-1	12/27/2007
	115-CF-A33C	J80148-1R	12/27/2007
J80148A	115-CF-A33C	J80148-1A	12/27/2007
J80603	115-CF-B33C	J80603-1	1/4/2008
	115-CF-B33C	J80603-1R	1/4/2008
J80603A	115-CF-B33C	J80603-1A	1/4/2008
J81053	115-CF-C33C	J81053-1	1/10/2008
	115-CF-C33C	J81053-1R	1/10/2008
J81053A	115-CF-C33C	J81053-1A	1/10/2008
J81452	115-CF-D33C	J81452-1	1/16/2008
	115-CF-D33C	J81452-1R	1/16/2008
J81452A	115-CF-D33C	J81452-1A	1/16/2008

SAMPLE DELIVERY GROUP	FIELD SAMPLE ID	LAB SAMPLE ID	SAMPLE DATE
J81526	115-CF-BH111	J81526-1	1/17/2008
	115-CF-BH111	J81526-1R	1/17/2008
	115-CF-BH112	J81526-2	1/17/2008
	115-CF-BH112	J81526-2R	1/17/2008
	115-CF-BH113	J81526-3	1/17/2008
	115-CF-BH113	J81526-3R	1/17/2008
	115-CF-BH114	J81526-4	1/17/2008
	115-CF-BH114	J81526-4R	1/17/2008
	115-CF-BH115	J81526-5	1/17/2008
	115-CF-BH115	J81526-5R	1/17/2008
	115-CF-BH116	J81526-6	1/17/2008
	115-CF-BH116	J81526-6R	1/17/2008
J81526A	115-CF-BH111	J81526-1A	1/17/2008
	115-CF-BH112	J81526-2A	1/17/2008
	115-CF-BH113	J81526-3A	1/17/2008
	115-CF-BH114	J81526-4A	1/17/2008
	115-CF-BH115	J81526-5A	1/17/2008
	115-CF-BH116	J81526-6A	1/17/2008
J81983	115-CF-A34C	J81983-1	1/24/2008
	115-CF-A34C	J81983-1R	1/24/2008
J81983A	115-CF-A34C	J81983-1A	1/24/2008
J82330	115-CF-B34C	J82330-1	1/29/2008
	115-CF-B34C	J82330-1R	1/29/2008
	115-CF-B34CD	J82330-2	1/29/2008
J82330	115-CF-B34CD	J82330-2R	1/29/2008
J82330A	115-CF-B34C	J82330-1A	1/29/2008
	115-CF-B34CD	J82330-2A	1/29/2008
J82760	115-CF-C34C	J82760-1	2/5/2008
	115-CF-C34C	J82760-1R	2/5/2008
J82760A	115-CF-C34C	J82760-1A	2/5/2008
J83386	115-CF-STAN1300	J83386-2	2/12/2008
	115-CF-STAN1300	J83386-2R	2/12/2008
	115-CF-STAN1300	J83386-2T	2/12/2008
	115-CF-STAN1360	J83386-1	2/12/2008
	115-CF-STAN1360	J83386-1R	2/12/2008
	115-CF-STAN1360	J83386-1T	2/12/2008
J83386A	115-CF-STAN1300	J83386-2A	2/12/2008
	115-CF-STAN1360	J83386-1A	2/12/2008
J83946	115-CF-D34C	J83946-1	2/21/2008
	115-CF-D34C	J83946-1R	2/21/2008
J83946A	115-CF-D34C	J83946-1A	2/21/2008
J83947	115-CF-A35C	J83947-1	2/21/2008
	115-CF-A35C	J83947-1R	2/21/2008
J83947A	115-CF-A35C	J83947-1A	2/21/2008

SAMPLE DELIVERY GROUP	FIELD SAMPLE ID	LAB SAMPLE ID	SAMPLE DATE
J83948	115-CF-A36C	J83948-1	2/21/2008
	115-CF-A36C	J83948-1R	2/21/2008
J83948A	115-CF-A36C	J83948-1A	2/21/2008
J84302	115-CF-B36C	J84302-1	2/27/2008
	115-CF-B36C	J84302-1R	2/27/2008
J84302A	115-CF-B36C	J84302-1A	2/27/2008
J84303	115-CF-B35C	J84303-1	2/27/2008
	115-CF-B35C	J84303-1R	2/27/2008
J84303A	115-CF-B35C	J84303-1A	2/27/2008
J84638	115-CF-C35C	J84638-1	3/3/2008
	115-CF-C35C	J84638-1R	3/3/2008
	115-CF-C36C	J84638-2	3/3/2008
	115-CF-C36C	J84638-2R	3/3/2008
J84638A	115-CF-C35C	J84638-1A	3/3/2008
	115-CF-C36C	J84638-2A	3/3/2008
J84920	115-CF-D35C	J84920-1	3/5/2008
	115-CF-D35C	J84920-1R	3/5/2008
	115-CF-D36C	J84920-2	3/5/2008
	115-CF-D36C	J84920-2R	3/5/2008
J84920A	115-CF-D35C	J84920-1A	3/5/2008
	115-CF-D36C	J84920-2A	3/5/2008
J85447	115-CF-D37C	J85447-1	3/11/2008
J85447	115-CF-D37C	J85447-1R	3/11/2008
J85447A	115-CF-D37C	J85447-1A	3/11/2008
J86046	115-CF-C37C	J86046-1	3/18/2008
	115-CF-C37C	J86046-1R	3/18/2008
J86046A	115-CF-C37C	J86046-1A	3/18/2008
J86889	115-CF-STAS0983	J86889-1	3/28/2008
	115-CF-STAS0983	J86889-1R	3/28/2008
J86889A	115-CF-STAS0983	J86889-1A	3/28/2008
J86890	115-CF-B37C	J86890-1	3/28/2008
	115-CF-B37C	J86890-1R	3/28/2008
J86890A	115-CF-B37C	J86890-1A	3/28/2008
J87128	115-CF-STAN1240	J87128-1	4/1/2008
	115-CF-STAN1240	J87128-1R	4/1/2008
J87128A	115-CF-STAN1240	J87128-1A	4/1/2008
J87402	115-CF-A37C	J87402-1	4/3/2008
	115-CF-A37C	J87402-1R	4/3/2008
J87402A	115-CF-A37C	J87402-1A	4/3/2008
J87780	115-CF-A38C	J87780-1	4/8/2008
	115-CF-A38C	J87780-1R	4/8/2008
	115-CF-A39C	J87780-2	4/8/2008
	115-CF-A39C	J87780-2R	4/8/2008
J87780A	115-CF-A38C	J87780-1A	4/8/2008

SAMPLE DELIVERY GROUP	FIELD SAMPLE ID	LAB SAMPLE ID	SAMPLE DATE
	115-CF-A39C	J87780-2A	4/8/2008
J88264	115-CF-B38C	J88264-1	4/14/2008
	115-CF-B38C	J88264-1R	4/14/2008
	115-CF-B39C	J88264-2	4/14/2008
	115-CF-B39C	J88264-2R	4/14/2008
J88264A	115-CF-B38C	J88264-1A	4/14/2008
	115-CF-B39C	J88264-2A	4/14/2008
J88361	115-CF-D36C1	J88361-1	4/15/2008
	115-CF-D36C1	J88361-1R	4/15/2008
J88594	115-CF-C38C	J88594-1	4/17/2008
	115-CF-C38C	J88594-1R	4/17/2008
	115-CF-C39C	J88594-2	4/17/2008
	115-CF-C39C	J88594-2R	4/17/2008
J88594A	115-CF-C38C	J88594-1A	4/17/2008
	115-CF-C39C	J88594-2A	4/17/2008
J88989	115-CF-STAS0865	J88989-1	4/22/2008
	115-CF-STAS0865	J88989-1R	4/22/2008
	115-CF-STAS0925	J88989-2	4/22/2008
	115-CF-STAS0925	J88989-2R	4/22/2008
	115-CF-STAS0975	J88989-3	4/22/2008
J88989	115-CF-STAS0975	J88989-3R	4/22/2008
J88989A	115-CF-STAS0865	J88989-1A	4/22/2008
	115-CF-STAS0925	J88989-2A	4/22/2008
	115-CF-STAS0975	J88989-3A	4/22/2008
J88990	115-CF-D38C	J88990-1	4/23/2008
	115-CF-D38C	J88990-1R	4/23/2008
	115-CF-D39C	J88990-2	4/23/2008
	115-CF-D39C	J88990-2R	4/23/2008
J88990A	115-CF-D38C	J88990-1A	4/23/2008
	115-CF-D39C	J88990-2A	4/23/2008
J89350	115-CF-A40C	J89350-1	4/28/2008
	115-CF-A40C	J89350-1R	4/28/2008
	115-CF-A40CD	J89350-2	4/28/2008
	115-CF-A40CD	J89350-2R	4/28/2008
J89350A	115-CF-A40C	J89350-1A	4/28/2008
	115-CF-A40CD	J89350-2A	4/28/2008
J90324	115-CF-STAN1120	J90324-2	5/8/2008
	115-CF-STAN1120	J90324-2R	5/8/2008
	115-CF-STAN1180	J90324-1	5/8/2008
	115-CF-STAN1180	J90324-1R	5/8/2008
J90324A	115-CF-STAN1120	J90324-2A	5/8/2008
	115-CF-STAN1180	J90324-1A	5/8/2008
J91961	115-CF-D41W	J91961-1	5/30/2008
	115-CF-D41W	J91961-1R	5/30/2008

SAMPLE DELIVERY GROUP	FIELD SAMPLE ID	LAB SAMPLE ID	SAMPLE DATE
	115-CF-E41W	J91961-2	5/30/2008
	115-CF-E41W	J91961-2R	5/30/2008
J91961A	115-CF-D41W	J91961-1A	5/30/2008
	115-CF-E41W	J91961-2A	5/30/2008
J91962	115-CF-D41E	J91962-1	5/30/2008
	115-CF-D41E	J91962-1R	5/30/2008
	115-CF-E41E	J91962-2	5/30/2008
	115-CF-E41E	J91962-2R	5/30/2008
J91962A	115-CF-D41E	J91962-1A	5/30/2008
	115-CF-E41E	J91962-2A	5/30/2008
J92426	115-CF-F41W	J92426-1	6/5/2008
	115-CF-F41W	J92426-1R	6/5/2008
	115-CF-G41W	J92426-2	6/5/2008
	115-CF-G41W	J92426-2R	6/5/2008
J92426A	115-CF-F41W	J92426-1A	6/5/2008
	115-CF-G41W	J92426-2A	6/5/2008
J92427	115-CF-F41E	J92427-1	6/5/2008
	115-CF-F41E	J92427-1R	6/5/2008
J92427	115-CF-G41E	J92427-2	6/5/2008
	115-CF-G41E	J92427-2R	6/5/2008
J92427A	115-CF-F41E	J92427-1A	6/5/2008
	115-CF-G41E	J92427-2A	6/5/2008
J94563	115-CF-D42ER	J94563-1	6/27/2008
	115-CF-D42ER	J94563-1R	6/27/2008
	115-CF-D42WR	J94563-2	6/27/2008
	115-CF-D42WR	J94563-2R	6/27/2008
	115-CF-E42ER	J94563-3	6/27/2008
	115-CF-E42ER	J94563-3R	6/27/2008
	115-CF-E42WR	J94563-4	6/27/2008
	115-CF-E42WR	J94563-4R	6/27/2008
J94563A	115-CF-D42ER	J94563-1A	6/27/2008
	115-CF-D42WR	J94563-2A	6/27/2008
	115-CF-E42ER	J94563-3A	6/27/2008
	115-CF-E42WR	J94563-4A	6/27/2008
J94880	115-CF-F42E	J94880-1	7/3/2008
	115-CF-F42E	J94880-1R	7/3/2008
	115-CF-F42W	J94880-2	7/3/2008
	115-CF-F42W	J94880-2R	7/3/2008
	115-CF-G42E	J94880-3	7/3/2008
	115-CF-G42E	J94880-3R	7/3/2008
	115-CF-G42W	J94880-4	7/3/2008
	115-CF-G42W	J94880-4R	7/3/2008
J94880A	115-CF-F42E	J94880-1A	7/3/2008
	115-CF-F42W	J94880-2A	7/3/2008

SAMPLE DELIVERY GROUP	FIELD SAMPLE ID	LAB SAMPLE ID	SAMPLE DATE
	115-CF-G42E	J94880-3A	7/3/2008
	115-CF-G42W	J94880-4A	7/3/2008

SAMPLE DELIVERY GROUP	FIELD SAMPLE ID	LAB SAMPLE ID	SAMPLE DATE
J95783	115-CF-F43C	J95783-1	7/16/2008
	115-CF-F43C	J95783-1A	7/16/2008
	115-CF-G43C	J95783-2	7/16/2008
	115-CF-G43C	J95783-2A	7/16/2008
	115-CF-H43C	J95783-3	7/16/2008
	115-CF-H43C	J95783-3A	7/16/2008
J96236	115-CF-F44C	J96236-1	7/22/2008
	115-CF-F44C	J96236-1A	7/22/2008
	115-CF-F44C	J96236-1R	7/22/2008
	115-CF-G44C	J96236-2	7/22/2008
	115-CF-G44C	J96236-2A	7/22/2008
	115-CF-G44C	J96236-2R	7/22/2008
J96238	115-CF-D41W1	J96238-1	7/22/2008
	115-CF-D41W1	J96238-1A	7/22/2008
J96238	115-CF-D41W1	J96238-1R	7/22/2008
J96710	115-CF-F44C1	J96710-1	7/29/2008
	115-CF-F44C1	J96710-1A	7/29/2008
	115-CF-F44C1	J96710-1R	7/29/2008
	115-CF-H41W	J96710-3	7/29/2008
	115-CF-H41W	J96710-3A	7/29/2008
	115-CF-H41W	J96710-3R	7/29/2008
	115-CF-H44C	J96710-2	7/29/2008
	115-CF-H44C	J96710-2A	7/29/2008
	115-CF-H44C	J96710-2R	7/29/2008
J96711	115-CF-H41E	J96711-1	7/29/2008
	115-CF-H41E	J96711-1A	7/29/2008
	115-CF-H41E	J96711-1R	7/29/2008
J97264	115-CF-G41W1	J97264-3	8/5/2008
	115-CF-G41W1	J97264-3A	8/5/2008
	115-CF-G41W1	J97264-3R	8/5/2008
	115-CF-G42E1	J97264-5	8/5/2008
	115-CF-G42E1	J97264-5A	8/5/2008
	115-CF-G42E1	J97264-5R	8/5/2008
	115-CF-G42W1	J97264-2	8/5/2008
	115-CF-G42W1	J97264-2A	8/5/2008
	115-CF-G42W1	J97264-2R	8/5/2008
	115-CF-H41W1	J97264-4	8/5/2008
	115-CF-H41W1	J97264-4A	8/5/2008
	115-CF-H41W1	J97264-4R	8/5/2008
	115-CF-H43C1	J97264-1	8/5/2008
	115-CF-H43C1	J97264-1A	8/5/2008
	115-CF-H43C1	J97264-1R	8/5/2008

SAMPLE DELIVERY GROUP	FIELD SAMPLE ID	LAB SAMPLE ID	SAMPLE DATE
J97265	115-CF-G41E1	J97265-2	8/5/2008
	115-CF-G41E1	J97265-2A	8/5/2008
	115-CF-G41E1	J97265-2R	8/5/2008
	115-CF-H41E1	J97265-1	8/5/2008
	115-CF-H41E1	J97265-1A	8/5/2008
	115-CF-H41E1	J97265-1R	8/5/2008
J97404	115-CF-H42C	J97404-1	8/6/2008
	115-CF-H42C	J97404-1R	8/6/2008
	115-CF-H42CD	J97404-2	8/6/2008
	115-CF-H42CD	J97404-2R	8/6/2008
	115-CF-J44C	J97404-3	8/6/2008
	115-CF-J44C	J97404-3R	8/6/2008
J97404A	115-CF-H42C	J97404-1A	8/6/2008
	115-CF-H42CD	J97404-2A	8/6/2008
J97404A	115-CF-J44C	J97404-3A	8/6/2008
J97528	115-CF-J41E	J97528-2	8/7/2008
	115-CF-J41E	J97528-2A	8/7/2008
	115-CF-J41E	J97528-2R	8/7/2008
	115-CF-J41W	J97528-1	8/7/2008
	115-CF-J41W	J97528-1A	8/7/2008
	115-CF-J41W	J97528-1R	8/7/2008
J98207	115-CF-J43C	J98207-1	8/15/2008
	115-CF-J43C	J98207-1A	8/15/2008
	115-CF-J43C	J98207-1R	8/15/2008
J98474	115-CF-J42C	J98474-1	8/19/2008
	115-CF-J42C	J98474-1A	8/19/2008
	115-CF-J42C	J98474-1R	8/19/2008
	115-CF-J42C	J98474-1RT	8/19/2008
J99667	115-CF-K41E1	J99667-2	9/11/2008
	115-CF-K41E1	J99667-2A	9/11/2008
	115-CF-K41E1	J99667-2R	9/11/2008
	115-CF-K41ED1	J99667-3	9/11/2008
	115-CF-K41ED1	J99667-3A	9/11/2008
	115-CF-K41ED1	J99667-3R	9/11/2008
	115-CF-K41W1	J99667-1	9/11/2008
	115-CF-K41W1	J99667-1A	9/11/2008
	115-CF-K41W1	J99667-1R	9/11/2008

SAMPLE DELIVERY GROUP	FIELD SAMPLE ID	LAB SAMPLE ID	SAMPLE DATE
JA10417	115-CF-Q42C	JA10417-2	1/22/2009
	115-CF-Q42C	JA10417-2A	1/22/2009
	115-CF-Q42C	JA10417-2R	1/22/2009
	115-CF-Q42CD	JA10417-3	1/22/2009
	115-CF-Q42CD	JA10417-3A	1/22/2009
	115-CF-Q42CD	JA10417-3R	1/22/2009
	115-CF-Q43C	JA10417-1	1/22/2009
	115-CF-Q43C	JA10417-1A	1/22/2009
	115-CF-Q43C	JA10417-1R	1/22/2009
	115-CF-R44C	JA10417-4	1/22/2009
	115-CF-R44C	JA10417-4A	1/22/2009
	115-CF-R44C	JA10417-4R	1/22/2009
JA10718	115-CF-N41E1	JA10718-3	1/27/2009
	115-CF-N41E1	JA10718-3A	1/27/2009
	115-CF-N41E1	JA10718-3R	1/27/2009
	115-CF-N41W1	JA10718-4	1/27/2009
	115-CF-N41W1	JA10718-4A	1/27/2009
	115-CF-N41W1	JA10718-4R	1/27/2009
	115-CF-P41E	JA10718-1	1/27/2009
JA10718	115-CF-P41E	JA10718-1A	1/27/2009
	115-CF-P41E	JA10718-1R	1/27/2009
	115-CF-P41W	JA10718-2	1/27/2009
	115-CF-P41W	JA10718-2A	1/27/2009
	115-CF-P41W	JA10718-2R	1/27/2009
JA11895	115-CF-Q41E	JA11895-4	2/11/2009
	115-CF-Q41E	JA11895-4A	2/11/2009
	115-CF-Q41W	JA11895-5	2/11/2009
	115-CF-Q41W	JA11895-5A	2/11/2009
	115-CF-R42C	JA11895-3	2/11/2009
	115-CF-R42C	JA11895-3A	2/11/2009
	115-CF-R43C	JA11895-2	2/11/2009
	115-CF-R43C	JA11895-2A	2/11/2009
	115-CF-S44C	JA11895-1	2/11/2009
	115-CF-S44C	JA11895-1A	2/11/2009
JA12847	115-CF-R41E	JA12847-1	2/25/2009
	115-CF-R41E	JA12847-1A	2/25/2009
	115-CF-R41E	JA12847-1R	2/25/2009
	115-CF-R41W	JA12847-2	2/25/2009
	115-CF-R41W	JA12847-2A	2/25/2009
	115-CF-R41W	JA12847-2R	2/25/2009

SAMPLE DELIVERY GROUP	FIELD SAMPLE ID	LAB SAMPLE ID	SAMPLE DATE
JA13927	115-CF-S41E	JA13927-4	3/11/2009
	115-CF-S41E	JA13927-4A	3/11/2009
	115-CF-S41E	JA13927-4R	3/11/2009
	115-CF-S41W	JA13927-5	3/11/2009
	115-CF-S41W	JA13927-5A	3/11/2009
	115-CF-S41W	JA13927-5R	3/11/2009
	115-CF-S42C	JA13927-1	3/11/2009
	115-CF-S42C	JA13927-1A	3/11/2009
	115-CF-S42C	JA13927-1R	3/11/2009
	115-CF-S43C	JA13927-2	3/11/2009
	115-CF-S43C	JA13927-2A	3/11/2009
	115-CF-S43C	JA13927-2R	3/11/2009
	115-CF-T44C	JA13927-3	3/11/2009
	115-CF-T44C	JA13927-3A	3/11/2009
	115-CF-T44C	JA13927-3R	3/11/2009
JA1458	115-CF-K42C	JA1458-1	9/23/2008
	115-CF-K42C	JA1458-1A	9/23/2008
	115-CF-K42C	JA1458-1R	9/23/2008
JA1567	115-CF-K44C	JA1567-1	9/25/2008
	115-CF-K44C	JA1567-1A	9/25/2008
JA16575	115-CF-T42C	JA16575-1	4/15/2009
JA16575	115-CF-T42C	JA16575-1A	4/15/2009
	115-CF-T42C	JA16575-1R	4/15/2009
	115-CF-T43C	JA16575-2	4/15/2009
	115-CF-T43C	JA16575-2A	4/15/2009
	115-CF-T43C	JA16575-2R	4/15/2009
	115-CF-U44C	JA16575-3	4/15/2009
	115-CF-U44C	JA16575-3A	4/15/2009
	115-CF-U44C	JA16575-3R	4/15/2009
JA16761	115-CF-T41E	JA16761-1	4/17/2009
	115-CF-T41E	JA16761-1A	4/17/2009
	115-CF-T41E	JA16761-1R	4/17/2009
	115-CF-T41W	JA16761-2	4/17/2009
	115-CF-T41W	JA16761-2A	4/17/2009
	115-CF-T41W	JA16761-2R	4/17/2009
JA17039	115-CF-U43C	JA17039-1	4/22/2009
	115-CF-U43C	JA17039-1A	4/22/2009
	115-CF-U43C	JA17039-1R	4/22/2009

SAMPLE DELIVERY GROUP	FIELD SAMPLE ID	LAB SAMPLE ID	SAMPLE DATE
JA17454	115-CF-U41E	JA17454-2	4/28/2009
	115-CF-U41E	JA17454-2A	4/28/2009
	115-CF-U41E	JA17454-2R	4/28/2009
	115-CF-U41W	JA17454-3	4/28/2009
	115-CF-U41W	JA17454-3A	4/28/2009
	115-CF-U41W	JA17454-3R	4/28/2009
	115-CF-U42C	JA17454-1	4/28/2009
	115-CF-U42C	JA17454-1A	4/28/2009
	115-CF-U42C	JA17454-1R	4/28/2009
JA1886	115-CF-L42C	JA1886-1	9/30/2008
	115-CF-L42C	JA1886-1A	9/30/2008
	115-CF-L42C	JA1886-1R	9/30/2008
	115-CF-L44C	JA1886-2	9/30/2008
	115-CF-L44C	JA1886-2A	9/30/2008
	115-CF-L44C	JA1886-2R	9/30/2008
JA18927	115-CF-T41E1	JA18927-3	5/18/2009
	115-CF-T41E1	JA18927-3A	5/18/2009
	115-CF-T41E1	JA18927-3R	5/18/2009
	115-CF-T41W1	JA18927-4	5/18/2009
	115-CF-T41W1	JA18927-4A	5/18/2009
	115-CF-T41W1	JA18927-4R	5/18/2009
	115-CF-T42C1	JA18927-1	5/18/2009
	115-CF-T42C1	JA18927-1A	5/18/2009
	115-CF-T42C1	JA18927-1R	5/18/2009
	115-CF-U41E1	JA18927-5	5/18/2009
JA18927	115-CF-U41E1	JA18927-5A	5/18/2009
	115-CF-U41E1	JA18927-5R	5/18/2009
	115-CF-U41W1	JA18927-6	5/18/2009
	115-CF-U41W1	JA18927-6A	5/18/2009
	115-CF-U41W1	JA18927-6R	5/18/2009
	115-CF-U42C1	JA18927-2	5/18/2009
	115-CF-U42C1	JA18927-2A	5/18/2009
	115-CF-U42C1	JA18927-2R	5/18/2009
JA19639	115-CF-V43C	JA19639-1	5/28/2009
	115-CF-V43C	JA19639-1A	5/28/2009
	115-CF-V43C	JA19639-1R	5/28/2009
	115-CF-V44C	JA19639-2	5/28/2009
	115-CF-V44C	JA19639-2A	5/28/2009
	115-CF-V44C	JA19639-2R	5/28/2009
JA19644	115-CF-BH12E	JA19644-1	5/28/2009
	115-CF-BH12E	JA19644-1A	5/28/2009
	115-CF-BH12E	JA19644-1R	5/28/2009
	115-CF-BH12E	JA19644-1RT	5/28/2009

SAMPLE DELIVERY GROUP	FIELD SAMPLE ID	LAB SAMPLE ID	SAMPLE DATE
JA19971	115-CF-BH12W	JA19971-1	6/2/2009
	115-CF-BH12W	JA19971-1A	6/2/2009
JA21164	115-CF-V42C	JA21164-1	6/17/2009
	115-CF-V42C	JA21164-1A	6/17/2009
	115-CF-V42C	JA21164-1R	6/17/2009
JA21289	115-CF-AA44W	JA21289-2	6/18/2009
	115-CF-AA44W	JA21289-2A	6/18/2009
	115-CF-AA44W	JA21289-2R	6/18/2009
	115-CF-AB44W	JA21289-1	6/18/2009
	115-CF-AB44W	JA21289-1A	6/18/2009
	115-CF-AB44W	JA21289-1R	6/18/2009
	115-CF-W44W	JA21289-6	6/18/2009
	115-CF-W44W	JA21289-6A	6/18/2009
	115-CF-W44W	JA21289-6R	6/18/2009
	115-CF-X44W	JA21289-5	6/18/2009
	115-CF-X44W	JA21289-5A	6/18/2009
	115-CF-X44W	JA21289-5R	6/18/2009
	115-CF-Y44W	JA21289-4	6/18/2009
	115-CF-Y44W	JA21289-4A	6/18/2009
	115-CF-Y44W	JA21289-4R	6/18/2009
	115-CF-Z44W	JA21289-3	6/18/2009
	115-CF-Z44W	JA21289-3A	6/18/2009
	115-CF-Z44W	JA21289-3R	6/18/2009
JA21381	115-CF-V41E	JA21381-1	6/19/2009
JA21381	115-CF-V41E	JA21381-1A	6/19/2009
	115-CF-V41E	JA21381-1R	6/19/2009
	115-CF-V41W	JA21381-2	6/19/2009
	115-CF-V41W	JA21381-2A	6/19/2009
	115-CF-V41W	JA21381-2R	6/19/2009
JA21905	115-CF-BENCHC	JA21905-3	6/26/2009
	115-CF-BENCHC	JA21905-3A	6/26/2009
	115-CF-W44E	JA21905-1	6/26/2009
	115-CF-W44E	JA21905-1A	6/26/2009
	115-CF-W44W1	JA21905-2	6/26/2009
	115-CF-W44W1	JA21905-2A	6/26/2009
	115-CF-W44W1	JA21905-2R	6/26/2009
JA22106	115-CF-W44W2	JA22106-1	6/30/2009
	115-CF-W44W2	JA22106-1A	6/30/2009
	115-CF-W44W2	JA22106-1R	6/30/2009
JA22547	115-CF-X44W1	JA22547-1	7/7/2009
	115-CF-X44W1	JA22547-1A	7/7/2009
	115-CF-X44W1	JA22547-1R	7/7/2009
	115-CF-X44W1	JA22547-1T	7/7/2009

SAMPLE DELIVERY GROUP	FIELD SAMPLE ID	LAB SAMPLE ID	SAMPLE DATE
JA22795	115-CF-X44E	JA22795-1	7/9/2009
	115-CF-X44E	JA22795-1A	7/9/2009
	115-CF-X44E	JA22795-1R	7/9/2009
JA22935	115-CF-AA43W	JA22935-2	7/10/2009
	115-CF-AA43W	JA22935-2A	7/10/2009
	115-CF-AA43W	JA22935-2R	7/10/2009
	115-CF-AB43W	JA22935-1	7/10/2009
	115-CF-AB43W	JA22935-1A	7/10/2009
	115-CF-AB43W	JA22935-1R	7/10/2009
	115-CF-AB43WD	JA22935-10	7/10/2009
	115-CF-AB43WD	JA22935-10A	7/10/2009
	115-CF-AB43WD	JA22935-10R	7/10/2009
	115-CF-W43W	JA22935-6	7/10/2009
	115-CF-W43W	JA22935-6A	7/10/2009
	115-CF-W43W	JA22935-6R	7/10/2009
	115-CF-X43W	JA22935-5	7/10/2009
	115-CF-X43W	JA22935-5A	7/10/2009
	115-CF-X43W	JA22935-5R	7/10/2009
	115-CF-Y43W	JA22935-4	7/10/2009
	115-CF-Y43W	JA22935-4A	7/10/2009
	115-CF-Y43W	JA22935-4R	7/10/2009
	115-CF-Y44W1	JA22935-8	7/10/2009
	115-CF-Y44W1	JA22935-8A	7/10/2009
JA22935	115-CF-Y44W1	JA22935-8R	7/10/2009
	115-CF-Z43W	JA22935-3	7/10/2009
	115-CF-Z43W	JA22935-3A	7/10/2009
	115-CF-Z43W	JA22935-3R	7/10/2009
	115-CF-Z44W1	JA22935-7	7/10/2009
	115-CF-Z44W1	JA22935-7A	7/10/2009
	115-CF-Z44W1	JA22935-7R	7/10/2009
	115-CF-Z44W1D	JA22935-9	7/10/2009
	115-CF-Z44W1D	JA22935-9A	7/10/2009
	115-CF-Z44W1D	JA22935-9R	7/10/2009
JA23094	115-CF-Y44W2	JA23094-2	7/14/2009
	115-CF-Y44W2	JA23094-2A	7/14/2009
	115-CF-Y44W2	JA23094-2R	7/14/2009
	115-CF-Z44W2	JA23094-1	7/14/2009
	115-CF-Z44W2	JA23094-1A	7/14/2009
	115-CF-Z44W2	JA23094-1R	7/14/2009
JA23219	115-CF-Y44E	JA23219-2	7/15/2009
	115-CF-Y44E	JA23219-2A	7/15/2009
	115-CF-Y44E	JA23219-2R	7/15/2009
	115-CF-Z44E	JA23219-1	7/15/2009
	115-CF-Z44E	JA23219-1A	7/15/2009

SAMPLE DELIVERY GROUP	FIELD SAMPLE ID	LAB SAMPLE ID	SAMPLE DATE
	115-CF-Z44E	JA23219-1R	7/15/2009
JA23493	115-CF-AB44W1	JA23493-1	7/17/2009
	115-CF-AB44W1	JA23493-1A	7/17/2009
	115-CF-AB44W1	JA23493-1ATAF	7/17/2009
	115-CF-AB44W1	JA23493-1ATAS	7/17/2009
	115-CF-AB44W1	JA23493-1ATBF	7/17/2009
	115-CF-AB44W1	JA23493-1ATBS	7/17/2009
	115-CF-AB44W1	JA23493-1ATF	7/17/2009
	115-CF-AB44W1	JA23493-1ATS	7/17/2009
	115-CF-AB44W1	JA23493-1R	7/17/2009
JA23569	115-CF-AA43E	JA23569-2	7/20/2009
	115-CF-AA43E	JA23569-2A	7/20/2009
	115-CF-AA43E	JA23569-2R	7/20/2009
	115-CF-AA44E	JA23569-8	7/20/2009
	115-CF-AA44E	JA23569-8A	7/20/2009
	115-CF-AA44E	JA23569-8R	7/20/2009
	115-CF-AB43E	JA23569-1	7/20/2009
	115-CF-AB43E	JA23569-1A	7/20/2009
	115-CF-AB43E	JA23569-1R	7/20/2009
	115-CF-W43E	JA23569-6	7/20/2009
	115-CF-W43E	JA23569-6A	7/20/2009
JA23569	115-CF-W43E	JA23569-6R	7/20/2009
	115-CF-X43E	JA23569-5	7/20/2009
	115-CF-X43E	JA23569-5A	7/20/2009
	115-CF-X43E	JA23569-5R	7/20/2009
	115-CF-Y43E	JA23569-4	7/20/2009
	115-CF-Y43E	JA23569-4A	7/20/2009
	115-CF-Y43E	JA23569-4R	7/20/2009
	115-CF-Y43ED	JA23569-7	7/20/2009
	115-CF-Y43ED	JA23569-7A	7/20/2009
	115-CF-Y43ED	JA23569-7R	7/20/2009
	115-CF-Z43E	JA23569-3	7/20/2009
	115-CF-Z43E	JA23569-3A	7/20/2009
	115-CF-Z43E	JA23569-3R	7/20/2009
JA23882	115-CF-AB44E	JA23882-1	7/23/2009
	115-CF-AB44E	JA23882-1A	7/23/2009
	115-CF-AB44E	JA23882-1R	7/23/2009
	115-CF-AB44E	JA23882-1T	7/23/2009

SAMPLE DELIVERY GROUP	FIELD SAMPLE ID	LAB SAMPLE ID	SAMPLE DATE
JA24866	115-CF-AA42W	JA24866-2	8/5/2009
	115-CF-AA42W	JA24866-2A	8/5/2009
	115-CF-AA42W	JA24866-2ATAF	8/5/2009
	115-CF-AA42W	JA24866-2ATAS	8/5/2009
	115-CF-AA42W	JA24866-2ATBF	8/5/2009
	115-CF-AA42W	JA24866-2ATBS	8/5/2009
	115-CF-AA42W	JA24866-2ATF	8/5/2009
	115-CF-AA42W	JA24866-2ATS	8/5/2009
	115-CF-AA42W	JA24866-2R	8/5/2009
	115-CF-AB42W	JA24866-1	8/5/2009
	115-CF-AB42W	JA24866-1A	8/5/2009
	115-CF-AB42W	JA24866-1R	8/5/2009
	115-CF-Y42W	JA24866-4	8/5/2009
	115-CF-Y42W	JA24866-4A	8/5/2009
	115-CF-Y42W	JA24866-4R	8/5/2009
	115-CF-Z42W	JA24866-3	8/5/2009
	115-CF-Z42W	JA24866-3A	8/5/2009
	115-CF-Z42W	JA24866-3R	8/5/2009
JA24986	115-CF-Z43E1	JA24986-1	8/6/2009
	115-CF-Z43E1	JA24986-1A	8/6/2009
	115-CF-Z43E1	JA24986-1R	8/6/2009
JA25240	115-CF-W43E1	JA25240-1	8/10/2009
	115-CF-W43E1	JA25240-1A	8/10/2009
	115-CF-W43E1	JA25240-1R	8/10/2009
JA25333	115-CF-W42W	JA25333-1	8/11/2009
JA25333	115-CF-W42W	JA25333-1A	8/11/2009
	115-CF-W42W	JA25333-1R	8/11/2009
	115-CF-W42W	JA25333-1T	8/11/2009
	115-CF-X42W	JA25333-2	8/11/2009
	115-CF-X42W	JA25333-2A	8/11/2009
	115-CF-X42W	JA25333-2R	8/11/2009
	115-CF-X42W	JA25333-2T	8/11/2009
JA25440	115-CF-V42C1	JA25440-1	8/12/2009
	115-CF-V42C1	JA25440-1A	8/12/2009
	115-CF-V42C1	JA25440-1R	8/12/2009

SAMPLE DELIVERY GROUP	FIELD SAMPLE ID	LAB SAMPLE ID	SAMPLE DATE
JA25557	115-CF-AA42E	JA25557-2	8/13/2009
	115-CF-AA42E	JA25557-2A	8/13/2009
	115-CF-AA42E	JA25557-2R	8/13/2009
	115-CF-AA42E	JA25557-2TAF	8/13/2009
	115-CF-AA42E	JA25557-2TAS	8/13/2009
	115-CF-AA42E	JA25557-2TBF	8/13/2009
	115-CF-AA42E	JA25557-2TBS	8/13/2009
	115-CF-AA42E	JA25557-2TF	8/13/2009
	115-CF-AA42E	JA25557-2TS	8/13/2009
	115-CF-AB42E	JA25557-1	8/13/2009
	115-CF-AB42E	JA25557-1A	8/13/2009
	115-CF-AB42E	JA25557-1R	8/13/2009
	115-CF-V41E1	JA25557-5	8/13/2009
	115-CF-V41E1	JA25557-5A	8/13/2009
	115-CF-V41E1	JA25557-5R	8/13/2009
	115-CF-V41W1	JA25557-6	8/13/2009
	115-CF-V41W1	JA25557-6A	8/13/2009
	115-CF-V41W1	JA25557-6R	8/13/2009
	115-CF-Y42E	JA25557-4	8/13/2009
	115-CF-Y42E	JA25557-4A	8/13/2009
	115-CF-Y42E	JA25557-4R	8/13/2009
	115-CF-Z42E	JA25557-3	8/13/2009
	115-CF-Z42E	JA25557-3A	8/13/2009
	115-CF-Z42E	JA25557-3R	8/13/2009
JA25805	115-CF-W42E	JA25805-1	8/17/2009
	115-CF-W42E	JA25805-1A	8/17/2009
	115-CF-W42E	JA25805-1R	8/17/2009
	115-CF-X42E	JA25805-2	8/17/2009
	115-CF-X42E	JA25805-2A	8/17/2009
	115-CF-X42E	JA25805-2R	8/17/2009
JA26962	115-CF-W41E	JA26962-1	9/1/2009
	115-CF-W41E	JA26962-1A	9/1/2009

SAMPLE DELIVERY GROUP	FIELD SAMPLE ID	LAB SAMPLE ID	SAMPLE DATE
JA26962	115-CF-W41E	JA26962-1ATAF	9/1/2009
	115-CF-W41E	JA26962-1ATAS	9/1/2009
	115-CF-W41E	JA26962-1ATBF	9/1/2009
	115-CF-W41E	JA26962-1ATBS	9/1/2009
	115-CF-W41E	JA26962-1ATF	9/1/2009
	115-CF-W41E	JA26962-1ATS	9/1/2009
	115-CF-W41E	JA26962-1R	9/1/2009
	115-CF-W41W	JA26962-2	9/1/2009
	115-CF-W41W	JA26962-2A	9/1/2009
	115-CF-W41W	JA26962-2R	9/1/2009
	115-CF-X41E	JA26962-3	9/1/2009
	115-CF-X41E	JA26962-3A	9/1/2009
	115-CF-X41E	JA26962-3R	9/1/2009
	115-CF-X41W	JA26962-4	9/1/2009
	115-CF-X41W	JA26962-4A	9/1/2009
	115-CF-X41W	JA26962-4R	9/1/2009
JA27500	115-CF-Y41E	JA27500-1	9/9/2009
	115-CF-Y41E	JA27500-1A	9/9/2009
	115-CF-Y41E	JA27500-1R	9/9/2009
	115-CF-Y41ED	JA27500-3	9/9/2009
	115-CF-Y41ED	JA27500-3A	9/9/2009
	115-CF-Y41ED	JA27500-3R	9/9/2009
	115-CF-Y41W	JA27500-2	9/9/2009
	115-CF-Y41W	JA27500-2A	9/9/2009
	115-CF-Y41W	JA27500-2ATAF	9/9/2009
	115-CF-Y41W	JA27500-2ATAS	9/9/2009
	115-CF-Y41W	JA27500-2ATBF	9/9/2009
	115-CF-Y41W	JA27500-2ATBS	9/9/2009
	115-CF-Y41W	JA27500-2ATF	9/9/2009
	115-CF-Y41W	JA27500-2ATS	9/9/2009
	115-CF-Y41W	JA27500-2R	9/9/2009
	115-CF-Y41WD	JA27500-4	9/9/2009
	115-CF-Y41WD	JA27500-4A	9/9/2009
	115-CF-Y41WD	JA27500-4R	9/9/2009
JA27986	115-CF-Z41E	JA27986-1	9/15/2009
	115-CF-Z41E	JA27986-1A	9/15/2009
	115-CF-Z41E	JA27986-1R	9/15/2009
	115-CF-Z41ED	JA27986-3	9/15/2009
	115-CF-Z41ED	JA27986-3A	9/15/2009
	115-CF-Z41ED	JA27986-3R	9/15/2009
	115-CF-Z41W	JA27986-2	9/15/2009
	115-CF-Z41W	JA27986-2A	9/15/2009

SAMPLE DELIVERY GROUP	FIELD SAMPLE ID	LAB SAMPLE ID	SAMPLE DATE
JA27986	115-CF-Z41W	JA27986-2ATAF	9/15/2009
	115-CF-Z41W	JA27986-2ATAS	9/15/2009
	115-CF-Z41W	JA27986-2ATBF	9/15/2009
	115-CF-Z41W	JA27986-2ATBS	9/15/2009
	115-CF-Z41W	JA27986-2ATF	9/15/2009
	115-CF-Z41W	JA27986-2ATS	9/15/2009
	115-CF-Z41W	JA27986-2R	9/15/2009
	115-CF-Z41WD	JA27986-4	9/15/2009
	115-CF-Z41WD	JA27986-4A	9/15/2009
	115-CF-Z41WD	JA27986-4R	9/15/2009
JA28274	115-CF-AA41E	JA28274-1	9/17/2009
	115-CF-AA41E	JA28274-1A	9/17/2009
	115-CF-AA41E	JA28274-1ATAF	9/17/2009
	115-CF-AA41E	JA28274-1ATAS	9/17/2009
	115-CF-AA41E	JA28274-1ATBF	9/17/2009
	115-CF-AA41E	JA28274-1ATBS	9/17/2009
	115-CF-AA41E	JA28274-1ATF	9/17/2009
	115-CF-AA41E	JA28274-1ATS	9/17/2009
	115-CF-AA41E	JA28274-1R	9/17/2009
	115-CF-AA41W	JA28274-2	9/17/2009
	115-CF-AA41W	JA28274-2A	9/17/2009
	115-CF-AA41W	JA28274-2R	9/17/2009
	115-CF-AB41E	JA28274-3	9/17/2009
	115-CF-AB41E	JA28274-3A	9/17/2009
	115-CF-AB41E	JA28274-3R	9/17/2009
	115-CF-AB41W	JA28274-4	9/17/2009
	115-CF-AB41W	JA28274-4A	9/17/2009
	115-CF-AB41W	JA28274-4R	9/17/2009
JA3087	115-CF-L41E	JA3087-2	10/13/2008
	115-CF-L41E	JA3087-2A	10/13/2008
	115-CF-L41E	JA3087-2R	10/13/2008
	115-CF-L41W	JA3087-1	10/13/2008
	115-CF-L41W	JA3087-1A	10/13/2008
	115-CF-L41W	JA3087-1R	10/13/2008
JA368	115-CF-K41E1	JA368-2	9/11/2008
	115-CF-K41E1	JA368-2R	9/11/2008
	115-CF-K41E1	JA368-2RT	9/11/2008
	115-CF-K41ED1	JA368-3	9/11/2008
	115-CF-K41ED1	JA368-3R	9/11/2008
	115-CF-K41ED1	JA368-3RT	9/11/2008
JA368	115-CF-K41W1	JA368-1	9/11/2008
	115-CF-K41W1	JA368-1R	9/11/2008
JA368A	115-CF-K41E1	JA368-2A	9/11/2008
	115-CF-K41ED1	JA368-3A	9/11/2008

SAMPLE DELIVERY GROUP	FIELD SAMPLE ID	LAB SAMPLE ID	SAMPLE DATE
	115-CF-K41W1	JA368-1A	9/11/2008
JA3981	115-CF-M42C	JA3981-1	10/24/2008
	115-CF-M42C	JA3981-1A	10/24/2008
	115-CF-M42C	JA3981-1R	10/24/2008
	115-CF-M44C	JA3981-2	10/24/2008
	115-CF-M44C	JA3981-2A	10/24/2008
	115-CF-M44C	JA3981-2R	10/24/2008
JA4859	115-CF-N42C	JA4859-1	11/5/2008
	115-CF-N42C	JA4859-1A	11/5/2008
	115-CF-N42C	JA4859-1R	11/5/2008
JA5127	115-CF-N43C	JA5127-1	11/7/2008
	115-CF-N43C	JA5127-1A	11/7/2008
	115-CF-N43C	JA5127-1R	11/7/2008
JA5582	115-CF-M41E	JA5582-2	11/13/2008
	115-CF-M41E	JA5582-2A	11/13/2008
	115-CF-M41E	JA5582-2R	11/13/2008
	115-CF-M41W	JA5582-1	11/13/2008
	115-CF-M41W	JA5582-1A	11/13/2008
	115-CF-M41W	JA5582-1R	11/13/2008
JA6293	115-CF-N44C	JA6293-1	11/21/2008
	115-CF-N44C	JA6293-1A	11/21/2008
	115-CF-N44C	JA6293-1R	11/21/2008
JA693	115-CF-K43C	JA693-1	9/16/2008
	115-CF-K43C	JA693-1A	9/16/2008
	115-CF-K43C	JA693-1R	9/16/2008
	115-CF-K43C	JA693-1RT	9/16/2008
	115-CF-K43C	JA693-1RTU	9/16/2008
	115-CF-L43C	JA693-2	9/16/2008
	115-CF-L43C	JA693-2A	9/16/2008
	115-CF-L43C	JA693-2R	9/16/2008
	115-CF-L43C	JA693-2RT	9/16/2008
	115-CF-L43C	JA693-2RTU	9/16/2008
	115-CF-M43C	JA693-3	9/16/2008
	115-CF-M43C	JA693-3A	9/16/2008
	115-CF-M43C	JA693-3R	9/16/2008
	115-CF-M43C	JA693-3RT	9/16/2008
	115-CF-M43C	JA693-3RTU	9/16/2008

SAMPLE DELIVERY GROUP	FIELD SAMPLE ID	LAB SAMPLE ID	SAMPLE DATE
JA7135	115-CF-N41E	JA7135-3	12/4/2008
JA7135	115-CF-N41E	JA7135-3A	12/4/2008
	115-CF-N41E	JA7135-3R	12/4/2008
	115-CF-N41W	JA7135-2	12/4/2008
	115-CF-N41W	JA7135-2A	12/4/2008
	115-CF-N41W	JA7135-2R	12/4/2008
	115-CF-P43C	JA7135-1	12/4/2008
	115-CF-P43C	JA7135-1A	12/4/2008
	115-CF-P43C	JA7135-1R	12/4/2008
	115-CF-P43C	JA7135-1T	12/4/2008
	115-CF-P43C	JA7135-1TF	12/4/2008
	115-CF-P43C	JA7135-1TFA	12/4/2008
	115-CF-P43C	JA7135-1TFB	12/4/2008
	115-CF-P43C	JA7135-1TS	12/4/2008
	115-CF-P43C	JA7135-1TSA	12/4/2008
	115-CF-P43C	JA7135-1TSB	12/4/2008
JA7386	115-CF-P42C	JA7386-1	12/8/2008
	115-CF-P42C	JA7386-1A	12/8/2008
	115-CF-P42C	JA7386-1R	12/8/2008
JA9221	115-CF-P44C	JA9221-1	1/6/2009
	115-CF-P44C	JA9221-1A	1/6/2009
	115-CF-Q44C	JA9221-2	1/6/2009
	115-CF-Q44C	JA9221-2A	1/6/2009
JA965	115-CF-D42W1	JA965-1	9/18/2008
	115-CF-D42W1	JA965-1R	9/18/2008
JA965A	115-CF-D42W1	JA965-1A	9/18/2008
Q014	115-CF-Z2C	723897	4/6/2006
	115-CF-Z2C	723897R	4/6/2006
	115-CF-Z2E	723900	4/6/2006
	115-CF-Z2N	723898	4/6/2006
	115-CF-Z2S	723899	4/6/2006
	115-CF-Z2W	723901	4/6/2006
Q017	115-CF-Z1C	723910	4/6/2006
	115-CF-Z1C	723910R	4/6/2006
Q019	115-CF-Z3C	723914	4/6/2006
	115-CF-Z3C	723914R	4/6/2006
	115-CF-Z3E	723917	4/6/2006
	115-CF-Z3N	723915	4/6/2006
	115-CF-Z3S	723916	4/6/2006
	115-CF-Z3W	723918	4/6/2006
Q323	115-CF-Y2C	725613	4/12/2006
	115-CF-Y2C	725613R	4/12/2006
	115-CF-Y2S	725614	4/12/2006
Q323	115-CF-Y2W	725615	4/12/2006

SAMPLE DELIVERY GROUP	FIELD SAMPLE ID	LAB SAMPLE ID	SAMPLE DATE
Q324	115-CF-Y3C	725616	4/12/2006
	115-CF-Y3C	725616R	4/12/2006
	115-CF-Y3S	725617	4/12/2006
	115-CF-Y3W	725618	4/12/2006
Q392	115-CF-Y4C	726008	4/13/2006
	115-CF-Y4C	726008R	4/13/2006
Q464	115-CF-X2C	726461	4/14/2006
	115-CF-X2C	726461R	4/14/2006
Q469	115-CF-X3C	726494	4/14/2006
	115-CF-X3C	726494R	4/14/2006
	115-CF-X3S	726495	4/14/2006
	115-CF-X3W	726496	4/14/2006
Q566	115-CF-Y5C	727016	4/17/2006
	115-CF-Y5C	727016R	4/17/2006
Q733	115-CF-AA1C1	727873	4/21/2006
	115-CF-AA5C	727868	4/21/2006
	115-CF-W2C	727866	4/21/2006
	115-CF-W3C	727865	4/20/2006
	115-CF-X1C	727869	4/21/2006
	115-CF-X2C	727860	4/14/2006
	115-CF-X3C	727861	4/14/2006
	115-CF-X4C	727863	4/17/2006
	115-CF-X5C	727864	4/18/2006
	115-CF-Y1C	727867	4/21/2006
	115-CF-Y2C	727857	4/12/2006
	115-CF-Y3C	727858	4/12/2006
	115-CF-Y4C	727859	4/13/2006
	115-CF-Y5C	727862	4/17/2006
	115-CF-Z1C	727855	4/6/2006
	115-CF-Z2C	727854	4/6/2006
	115-CF-Z3C	727856	4/6/2006
	115-CF-Z4C	727871	4/21/2006
	115-CF-Z4CD	727870	4/21/2006
	115-CF-Z5C	727872	4/21/2006
Q781	115-CF-X4C	728171	4/17/2006
	115-CF-X4C	728171R	4/17/2006
Q782	115-CF-X5C	728176	4/18/2006
	115-CF-X5C	728176R	4/18/2006
Q783	115-CF-W3C	728181	4/20/2006
	115-CF-W3C	728181R	4/20/2006
Q883	115-CF-W2C	728857	4/21/2006
Q883	115-CF-W2C	728857R	4/21/2006
Q885	115-CF-Y1C	728859	4/21/2006
	115-CF-Y1C	728859R	4/21/2006

SAMPLE DELIVERY GROUP	FIELD SAMPLE ID	LAB SAMPLE ID	SAMPLE DATE
Q890	115-CF-X1C	728876	4/21/2006
	115-CF-X1C	728876R	4/21/2006
Q898	115-CF-AA1C1	729094	4/21/2006
	115-CF-AA1C1	729094R	4/21/2006
Q899	115-CF-AA3C1	729095	4/21/2006
	115-CF-AA3C1	729095R	4/21/2006
Q900	115-CF-AA2C1	729096	4/21/2006
	115-CF-AA2C1	729096R	4/21/2006
Q901	115-CF-AA4C1	729097	4/21/2006
	115-CF-AA4C1	729097R	4/21/2006
R029	115-CF-W4C	730143	4/25/2006
	115-CF-W4C	730143R	4/25/2006
R060	115-CF-W5C	730323	4/26/2006
	115-CF-W5C	730323R	4/26/2006
S971	115-CF-AA2C1	742887	4/21/2006
	115-CF-AA3C1	742886	4/21/2006
	115-CF-AA4C1	742888	4/21/2006
	115-CF-W4C	742889	4/25/2006
	115-CF-W5C	742890	4/26/2006
J36831	115-WC-STA396	J36831-3	7/27/2006
	115-WC-STA396	J36831-3R	7/27/2006
	115-WC-STA436	J36831-2	7/27/2006
	115-WC-STA436	J36831-2R	7/27/2006
	115-WC-STA450	J36831-1	7/27/2006
	115-WC-STA450	J36831-1R	7/27/2006
J36831A	115-WC-STA396	J36831-3A	7/27/2006
	115-WC-STA436	J36831-2A	7/27/2006
J36831A	115-WC-STA450	J36831-1A	7/27/2006
J36950	115-WC-STA064	J36950-1	7/28/2006
	115-WC-STA064	J36950-1R	7/28/2006
	115-WC-STA242	J36950-2	7/28/2006
	115-WC-STA408	J36950-3	7/28/2006
J36950A	115-WC-STA064	J36950-1A	7/28/2006
	115-WC-STA242	J36950-2A	7/28/2006
	115-WC-STA408	J36950-3A	7/28/2006
J38121	115-WC-E071	J38121-1	8/10/2006
	115-WC-E071	J38121-1R	8/10/2006
	115-WC-E101	J38121-2	8/10/2006
	115-WC-E101	J38121-2R	8/10/2006
	115-WC-E131	J38121-3	8/10/2006
	115-WC-E131	J38121-3R	8/10/2006
J38121A	115-WC-E071	J38121-1A	8/10/2006
	115-WC-E101	J38121-2A	8/10/2006
	115-WC-E131	J38121-3A	8/10/2006

SAMPLE DELIVERY GROUP	FIELD SAMPLE ID	LAB SAMPLE ID	SAMPLE DATE
J38498	115-WC-E064A	J38498-1	8/15/2006
	115-WC-E101A	J38498-2	8/15/2006
	115-WC-E161	J38498-3	8/15/2006
	115-WC-E191	J38498-4	8/15/2006
J38498A	115-WC-E064A	J38498-1A	8/15/2006
	115-WC-E101A	J38498-2A	8/15/2006
	115-WC-E161	J38498-3A	8/15/2006
	115-WC-E191	J38498-4A	8/15/2006
J38746	115-WC-E221	J38746-1	8/17/2006
	115-WC-E240	J38746-2	8/17/2006
J38746A	115-WC-E221	J38746-1A	8/17/2006
	115-WC-E240	J38746-2A	8/17/2006
J39003	115-WC-E397	J39003-1	8/21/2006
	115-WC-E397	J39003-1R	8/21/2006
	115-WC-E443	J39003-2	8/21/2006
	115-WC-E443	J39003-2R	8/21/2006
	115-WC-E580	J39003-3	8/21/2006
	115-WC-E580	J39003-3R	8/21/2006
J39003A	115-WC-E397	J39003-1A	8/21/2006
	115-WC-E443	J39003-2A	8/21/2006
	115-WC-E580	J39003-3A	8/21/2006
J39213	115-WC-E071	J39213-1	8/10/2006
	115-WC-E101B	J39213-1	8/23/2006
	115-WC-E191A	J39213-2	8/23/2006
J39213A	115-WC-E101B	J39213-1A	8/23/2006
J39213A	115-WC-E191A	J39213-2A	8/23/2006
J40803	115-WC-N1910	J40803-1	9/12/2006
	115-WC-N1910	J40803-1R	9/12/2006
J40803A	115-WC-N1910	J40803-1A	9/12/2006
J41614	115-WC-S0175	J41614-1	9/19/2006
	115-WC-S0175	J41614-1R	9/19/2006
	115-WC-S0205	J41614-2	9/19/2006
	115-WC-S0205	J41614-2R	9/19/2006
	115-WC-S0240	J41614-3	11/6/2006
	115-WC-S0240_HOLD	J41614-3	9/20/2006
	115-WC-S0240_HOLD	J41614-3R	9/20/2006
	115-WC-S0240D	J41614-4	9/20/2006
	115-WC-S0240D	J41614-4R	9/20/2006
J41614A	115-WC-S0175	J41614-1A	9/19/2006
	115-WC-S0205	J41614-2A	9/19/2006
	115-WC-S0240_HOLD	J41614-3A	9/20/2006
	115-WC-S0240D	J41614-4A	9/20/2006
J42977	115-WC-S0274	J42977-1	10/5/2006
	115-WC-S0274	J42977-1R	10/5/2006

SAMPLE DELIVERY GROUP	FIELD SAMPLE ID	LAB SAMPLE ID	SAMPLE DATE
J42977A	115-WC-S0274	J42977-1A	10/5/2006
J43172	115-WC-S0305	J43172-1	10/6/2006
	115-WC-S0305	J43172-1R	10/6/2006
	115-WC-S0330	J43172-2	10/6/2006
	115-WC-S0330	J43172-2R	10/6/2006
J43172A	115-WC-S0305	J43172-1A	10/6/2006
	115-WC-S0330	J43172-2A	10/6/2006
J44242	115-WC-N1950	J44242-1	10/19/2006
	115-WC-N1950	J44242-1R	10/19/2006
	115-WC-N1980	J44242-2	10/19/2006
	115-WC-N1980	J44242-2R	10/19/2006
	115-WC-N2010	J44242-3	10/19/2006
	115-WC-N2010	J44242-3R	10/19/2006
	115-WC-S0360	J44242-4	10/19/2006
	115-WC-S0360	J44242-4R	10/19/2006
J44242A	115-WC-N1950	J44242-1A	10/19/2006
	115-WC-N1980	J44242-2A	10/19/2006
	115-WC-N2010	J44242-3A	10/19/2006
	115-WC-S0360	J44242-4A	10/19/2006
J45663	115-WC-S0240	J45663-1	11/6/2006
	115-WC-S0240	J45663-1R	11/6/2006
	115-WC-S0240	J45663-1T	11/6/2006
J45663A	115-WC-S0240	J45663-1A	11/6/2006
J49686	115-WC-S0390	J49686-1	12/19/2006
	115-WC-S0390	J49686-1R	12/19/2006
J51408	115-WC-S0420	J51408-1	1/12/2007
	115-WC-S0420	J51408-1R	1/12/2007
	115-WC-S0450	J51408-2	1/12/2007
	115-WC-S0450	J51408-2R	1/12/2007
J51408A	115-WC-S0420	J51408-1A	1/12/2007
	115-WC-S0450	J51408-2A	1/12/2007
J52570	115-WC-N1810	J52570-3	1/25/2007
	115-WC-N1840	J52570-2	1/25/2007
	115-WC-N1870	J52570-1	1/25/2007
J52742	115-WC-N1750	J52742-2	1/30/2007
	115-WC-N1750	J52742-2R	1/30/2007
	115-WC-N1780	J52742-1	1/30/2007
	115-WC-N1780	J52742-1R	1/30/2007
J53813	115-WC-S0475	J53813-1	2/12/2007
J53813A	115-WC-S0475	J53813-1A	2/12/2007
J54088	115-WC-N1690	J54088-2	2/16/2007
	115-WC-N1720	J54088-1	2/16/2007
J54088A	115-WC-N1690	J54088-2A	2/16/2007
	115-WC-N1720	J54088-1A	2/16/2007

SAMPLE DELIVERY GROUP	FIELD SAMPLE ID	LAB SAMPLE ID	SAMPLE DATE
J56606	115-WC-S0510	J56606-1	3/21/2007
	115-WC-S0510	J56606-1R	3/21/2007
	115-WC-S0510	J56606-1T	3/21/2007
	115-WC-S0510D	J56606-2	3/21/2007
	115-WC-S0510D	J56606-2R	3/21/2007
	115-WC-S0510D	J56606-2T	3/21/2007
J56972	115-WC-S0540	J56972-1	3/26/2007
	115-WC-S0540	J56972-1R	3/26/2007
J56972A	115-WC-S0540	J56972-1A	3/26/2007
J61000AC	115-WC-N1630	J61000-4A	5/11/2007
	115-WC-N1660	J61000-3A	5/11/2007
J61000B	115-WC-N1630	J61000-4	5/11/2007
	115-WC-N1630	J61000-4R	5/11/2007
	115-WC-N1630	J61000-4RT	5/11/2007
	115-WC-N1660	J61000-3	5/11/2007
	115-WC-N1660	J61000-3R	5/11/2007
	115-WC-N1660	J61000-3RT	5/11/2007
J61509	115-WC-S0595	J61509-1	5/17/2007
	115-WC-S0595	J61509-1R	5/17/2007
J61509A	115-WC-S0595	J61509-1A	5/17/2007
J61730	115-WC-N16301	J61730-1	5/21/2007
J61730A	115-WC-N16301	J61730-1A	5/21/2007
J63428	115-WC-S0625	J63428-1	6/11/2007
	115-WC-S0625	J63428-1R	6/11/2007
J63428A	115-WC-S0625	J63428-1A	6/11/2007
J63537	115-WC-N1600	J63537-1	6/12/2007
	115-WC-N1600D	J63537-2	6/12/2007
J63537A	115-WC-N1600	J63537-1A	6/12/2007
	115-WC-N1600D	J63537-2A	6/12/2007
J65062	115-WC-S0655	J65062-1	6/29/2007
	115-WC-S0655	J65062-1R	6/29/2007
	115-WC-S0685	J65062-2	6/29/2007
	115-WC-S0685	J65062-2R	6/29/2007
J65062A	115-WC-S0655	J65062-1A	6/29/2007
	115-WC-S0685	J65062-2A	6/29/2007
J66695	115-WC-N1510	J66695-3	7/18/2007
	115-WC-N1510	J66695-3A	7/18/2007
	115-WC-N1540	J66695-2	7/18/2007
	115-WC-N1540	J66695-2A	7/18/2007
	115-WC-N1570	J66695-1	7/18/2007
	115-WC-N1570	J66695-1A	7/18/2007
J66818	115-WC-S0715	J66818-1	7/20/2007
	115-WC-S0715	J66818-1R	7/20/2007
J67465	115-WC-N1480	J67465-1	7/27/2007

SAMPLE DELIVERY GROUP	FIELD SAMPLE ID	LAB SAMPLE ID	SAMPLE DATE
J70920	115-WC-S0745	J70920-1	9/7/2007
	115-WC-S0745	J70920-1R	9/7/2007
J70920A	115-WC-S0745	J70920-1A	9/7/2007
J71145	115-WC-N1450	J71145-1	9/11/2007
J71145A	115-WC-N1450	J71145-1A	9/11/2007
J72489	115-WC-N1420	J72489-1	9/26/2007
	115-WC-N1420D	J72489-2	9/26/2007
J72489A	115-WC-N1420	J72489-1A	9/26/2007
	115-WC-N1420D	J72489-2A	9/26/2007
J76696	115-WC-S0775	J76696-1	11/14/2007
	115-WC-S0805	J76696-2	11/14/2007
	115-WC-S0835	J76696-3	11/14/2007
J76696A	115-WC-S0775	J76696-1A	11/14/2007
	115-WC-S0805	J76696-2A	11/14/2007
	115-WC-S0835	J76696-3A	11/14/2007
J77641	115-WC-S0775-1	J77641-1	11/28/2007
	115-WC-S0775-1	J77641-1R	11/28/2007
	115-WC-S0775-1	J77641-1RT	11/28/2007
J77641A	115-WC-S0775-1	J77641-1A	11/28/2007
J83385	115-WC-N1300	J83385-4	2/12/2008
	115-WC-N1330	J83385-3	2/12/2008
	115-WC-N1360	J83385-2	2/12/2008
	115-WC-N1390	J83385-1	2/12/2008
J83385A	115-WC-N1300	J83385-4A	2/12/2008
	115-WC-N1330	J83385-3A	2/12/2008
	115-WC-N1360	J83385-2A	2/12/2008
	115-WC-N1390	J83385-1A	2/12/2008
J84054	115-WC-N1390B	J84054-1	2/22/2008
J84054A	115-WC-N1390B	J84054-1A	2/22/2008
J84403	115-WC-N13902	J84403-1	2/28/2008
J84403A	115-WC-N13902	J84403-1A	2/28/2008
J85054	115-WC-N13903	J85054-1	3/6/2008
	115-WC-N13903	J85054-1R	3/6/2008
J85054A	115-WC-N13903	J85054-1A	3/6/2008
J87127	115-WC-N1210	J87127-3	4/1/2007
	115-WC-N1240	J87127-2	4/1/2007
	115-WC-N1270	J87127-1	4/1/2007
J87127A	115-WC-N1210	J87127-3A	4/1/2007
	115-WC-N1240	J87127-2A	4/1/2007
	115-WC-N1270	J87127-1A	4/1/2007

SAMPLE DELIVERY GROUP	FIELD SAMPLE ID	LAB SAMPLE ID	SAMPLE DATE
J88991	115-WC-S0865	J88991-1	4/22/2008
	115-WC-S0865	J88991-1R	4/22/2008
	115-WC-S0895	J88991-2	4/22/2008
	115-WC-S0895	J88991-2R	4/22/2008
	115-WC-S0925	J88991-3	4/22/2008
	115-WC-S0925	J88991-3R	4/22/2008
	115-WC-S0955	J88991-4	4/22/2008
	115-WC-S0955	J88991-4R	4/22/2008
	115-WC-S0985	J88991-5	4/22/2008
	115-WC-S0985	J88991-5R	4/22/2008
	115-WC-S1015	J88991-6	4/22/2008
	115-WC-S1015	J88991-6R	4/22/2008
	115-WC-S1045	J88991-7	4/22/2008
	115-WC-S1045	J88991-7R	4/22/2008
	115-WC-S1075	J88991-8	4/22/2008
	115-WC-S1075	J88991-8R	4/22/2008
J88991A	115-WC-S0865	J88991-1A	4/22/2008
	115-WC-S0895	J88991-2A	4/22/2008
	115-WC-S0925	J88991-3A	4/22/2008
	115-WC-S0955	J88991-4A	4/22/2008
	115-WC-S0985	J88991-5A	4/22/2008
J88991A	115-WC-S1015	J88991-6A	4/22/2008
	115-WC-S1045	J88991-7A	4/22/2008
	115-WC-S1075	J88991-8A	4/22/2008
J90323	115-WC-N1090	J90323-4	5/8/2008
	115-WC-N1120	J90323-3	5/8/2008
	115-WC-N1150	J90323-2	5/8/2008
	115-WC-N1180	J90323-1	5/8/2008
J90323A	115-WC-N1090	J90323-4A	5/8/2008
	115-WC-N1120	J90323-3A	5/8/2008
	115-WC-N1150	J90323-2A	5/8/2008
	115-WC-N1180	J90323-1A	5/8/2008
J90841	115-WC-N10901	J90841-4	5/14/2008
	115-WC-N11201	J90841-3	5/14/2008
	115-WC-N11501	J90841-2	5/14/2008
	115-WC-N11801	J90841-1	5/14/2008
J90841A	115-WC-N10901	J90841-4A	5/14/2008
	115-WC-N11201	J90841-3A	5/14/2008
	115-WC-N11501	J90841-2A	5/14/2008
	115-WC-N11801	J90841-1A	5/14/2008

SAMPLE DELIVERY GROUP	FIELD SAMPLE ID	LAB SAMPLE ID	SAMPLE DATE
J92176	115-WC-N0820	J92176-10	6/3/2008
	115-WC-N0820	J92176-10R	6/3/2008
	115-WC-N0850	J92176-9	6/3/2008
	115-WC-N0850	J92176-9R	6/3/2008
	115-WC-N0880	J92176-8	6/3/2008
	115-WC-N0880	J92176-8R	6/3/2008
	115-WC-N0910	J92176-7	6/3/2008
	115-WC-N0910	J92176-7R	6/3/2008
	115-WC-N0940	J92176-6	6/3/2008
	115-WC-N0940	J92176-6R	6/3/2008
	115-WC-N0970	J92176-5	6/3/2008
	115-WC-N0970	J92176-5R	6/3/2008
	115-WC-N1000	J92176-4	6/3/2008
	115-WC-N1000	J92176-4R	6/3/2008
	115-WC-N1030	J92176-3	6/3/2008
	115-WC-N1030	J92176-3R	6/3/2008
	115-WC-N1060	J92176-2	6/3/2008
	115-WC-N1060	J92176-2R	6/3/2008
	115-WC-N1090	J92176-1	5/8/2008
	115-WC-N1090	J92176-1R	5/8/2008
J92176A	115-WC-N0820	J92176-10A	6/3/2008
	115-WC-N0850	J92176-9A	6/3/2008
	115-WC-N0880	J92176-8A	6/3/2008
J92176A	115-WC-N0910	J92176-7A	6/3/2008
	115-WC-N0940	J92176-6A	6/3/2008
	115-WC-N0970	J92176-5A	6/3/2008
	115-WC-N1000	J92176-4A	6/3/2008
	115-WC-N1030	J92176-3A	6/3/2008
	115-WC-N1090	J92176-1A	5/8/2008
	115-WC-N1090	J92176-2A	5/8/2008
J95045	115-WC-N0680	J95045-1	7/7/2008
J95045A	115-WC-N0680	J95045-1A	7/7/2008
J96237	115-WC-N0400	J96237-1	7/22/2008
	115-WC-N0400	J96237-1A	7/22/2008
	115-WC-N0400	J96237-1R	7/22/2008
J97405	115-WC-N0180	J97405-1	8/6/2008
J97405A	115-WC-N0180	J97405-1A	8/6/2008
JA23883	115-WC-S1828	JA23883-2	7/23/2009
	115-WC-S1828	JA23883-2A	7/23/2009
	115-WC-S2108	JA23883-1	7/23/2009
	115-WC-S2108	JA23883-1A	7/23/2009

SAMPLE DELIVERY GROUP	FIELD SAMPLE ID	LAB SAMPLE ID	SAMPLE DATE
JA25556	115-WC-S1550	JA25556-1	8/13/2009
	115-WC-S1550	JA25556-1A	8/13/2009
	115-WC-S1550	JA25556-1R	8/13/2009
	115-WC-S1550D	JA25556-2	8/13/2009
	115-WC-S1550D	JA25556-2A	8/13/2009
	115-WC-S1550D	JA25556-2R	8/13/2009
JA27987	115-WC-S1230	JA27987-1	9/15/2009
	115-WC-S1230	JA27987-1A	9/15/2009
	115-WC-S1230	JA27987-1R	9/15/2009
	115-WC-S1230D	JA27987-2	9/15/2009
	115-WC-S1230D	JA27987-2A	9/15/2009
	115-WC-S1230D	JA27987-2R	9/15/2009
J67637	115-BH-11A-10-11	J67637-7	7/30/2007
	115-BH-11A-11-12	J67637-8	7/30/2007
	115-BH-11A-12-13	J67637-9	7/30/2007
	115-BH-11A-13-14	J67637-10	7/30/2007
	115-BH-11A-14-15	J67637-11	7/30/2007
	115-BH-11A-15-16	J67637-12	7/30/2007
	115-BH-11A-16-17	J67637-13	7/30/2007
	115-BH-11A-17-18	J67637-14	7/30/2007
	115-BH-11A-18-19	J67637-15	7/30/2007
	115-BH-11A-4-5	J67637-1	7/30/2007
	115-BH-11A-5-6	J67637-2	7/30/2007
	115-BH-11A-6-7	J67637-3	7/30/2007
	115-BH-11A-7-8	J67637-4	7/30/2007
	115-BH-11A-8-9	J67637-5	7/30/2007
	115-BH-11A-9-10	J67637-6	7/30/2007
	115-BH-11B-10-11	J67637-22	7/30/2007
	115-BH-11B-10-11	J67637-22R	7/30/2007
	115-BH-11B-10-11	J67637-22T	7/30/2007
	115-BH-11B-11-12	J67637-23	7/30/2007
	115-BH-11B-11-12	J67637-23R	7/30/2007
	115-BH-11B-11-12	J67637-23T	7/30/2007
	115-BH-11B-4-5	J67637-16	7/30/2007
J67637	115-BH-11B-5-6	J67637-17	7/30/2007
	115-BH-11B-6-7	J67637-18	7/30/2007
	115-BH-11B-7-8	J67637-19	7/30/2007
	115-BH-11B-8-9	J67637-20	7/30/2007
	115-BH-11B-9-10	J67637-21	7/30/2007
	115-BH-11B-9-10	J67637-21R	7/30/2007
	115-BH-11B-9-10	J67637-21T	7/30/2007

SAMPLE DELIVERY GROUP	FIELD SAMPLE ID	LAB SAMPLE ID	SAMPLE DATE
J67733	115-BH-11B-13-14	J67733-1	7/31/2007
	115-BH-11B-13-14	J67733-1R	7/31/2007
	115-BH-11B-13-14	J67733-1T	7/31/2007
	115-BH-11B-14-15	J67733-2	7/31/2007
	115-BH-11B-14-15	J67733-2R	7/31/2007
	115-BH-11B-14-15	J67733-2T	7/31/2007
	115-BH-11B-15-16	J67733-3	7/31/2007
	115-BH-11B-15-16	J67733-3R	7/31/2007
	115-BH-11B-15-16	J67733-3T	7/31/2007
	115-BH-11B-16-17	J67733-4	7/31/2007
	115-BH-11B-16-17	J67733-4R	7/31/2007
	115-BH-11B-16-17	J67733-4T	7/31/2007
	115-BH-11B-17-18	J67733-5	7/31/2007
	115-BH-11B-17-18	J67733-5R	7/31/2007
	115-BH-11B-17-18	J67733-5T	7/31/2007
	115-BH-11B-18-19	J67733-6	7/31/2007
	115-BH-11B-18-19	J67733-6R	7/31/2007
	115-BH-11B-18-19	J67733-6T	7/31/2007
	115-BH-11C-10-11	J67733-11	7/31/2007
	115-BH-11C-10-11	J67733-11R	7/31/2007
	115-BH-11C-10-11	J67733-11T	7/31/2007
	115-BH-11C-11-12	J67733-12	7/31/2007
	115-BH-11C-11-12	J67733-12R	7/31/2007
	115-BH-11C-11-12	J67733-12T	7/31/2007
	115-BH-11C-12-13	J67733-13	7/31/2007
	115-BH-11C-12-13	J67733-13R	7/31/2007
	115-BH-11C-12-13	J67733-13T	7/31/2007
	115-BH-11C-13-14	J67733-14	7/31/2007
	115-BH-11C-13-14	J67733-14R	7/31/2007
	115-BH-11C-13-14	J67733-14T	7/31/2007
	115-BH-11C-14-15	J67733-15	7/31/2007
	115-BH-11C-14-15	J67733-15R	7/31/2007
	115-BH-11C-14-15	J67733-15T	7/31/2007
	115-BH-11C-15-16	J67733-16	7/31/2007
	115-BH-11C-15-16	J67733-16R	7/31/2007

SAMPLE DELIVERY GROUP	FIELD SAMPLE ID	LAB SAMPLE ID	SAMPLE DATE
J67733	115-BH-11C-15-16	J67733-16T	7/31/2007
	115-BH-11C-16-17	J67733-17	7/31/2007
	115-BH-11C-16-17	J67733-17R	7/31/2007
	115-BH-11C-16-17	J67733-17T	7/31/2007
	115-BH-11C-17-18	J67733-18	7/31/2007
	115-BH-11C-18-19	J67733-19	7/31/2007
	115-BH-11C-6-7	J67733-7	7/31/2007
	115-BH-11C-6-7	J67733-7R	7/31/2007
	115-BH-11C-6-7	J67733-7T	7/31/2007
	115-BH-11C-7-8	J67733-8	7/31/2007
	115-BH-11C-7-8	J67733-8R	7/31/2007
	115-BH-11C-7-8	J67733-8T	7/31/2007
	115-BH-11C-8-9	J67733-9	7/31/2007
	115-BH-11C-8-9	J67733-9R	7/31/2007
	115-BH-11C-8-9	J67733-9T	7/31/2007
	115-BH-11C-9-10	J67733-10	7/31/2007
	115-BH-11C-9-10	J67733-10R	7/31/2007
	115-BH-11C-9-10	J67733-10T	7/31/2007
	115-BH-11E-10-11	J67733-24	7/31/2007
	115-BH-11E-11-12	J67733-25	7/31/2007
	115-BH-11E-6-7	J67733-20	7/31/2007
	115-BH-11E-7-8	J67733-21	7/31/2007
	115-BH-11E-8-9	J67733-22	7/31/2007
	115-BH-11E-9-10	J67733-23	7/31/2007
J67823	115-BH-11D-10-11	J67823-14	8/1/2007
	115-BH-11D-11-12	J67823-15	8/1/2007
	115-BH-11D-12-13	J67823-16	8/1/2007
	115-BH-11D-13-14	J67823-17	8/1/2007
	115-BH-11D-14-15	J67823-18	8/1/2007
	115-BH-11D-15-16	J67823-19	8/1/2007
	115-BH-11D-16-17	J67823-20	8/1/2007
	115-BH-11D-17-18	J67823-21	8/1/2007
	115-BH-11D-18-19	J67823-22	8/1/2007
	115-BH-11D-5-6	J67823-9	8/1/2007
	115-BH-11D-6-7	J67823-10	8/1/2007
	115-BH-11D-7-8	J67823-11	8/1/2007
	115-BH-11D-8-9	J67823-12	8/1/2007
	115-BH-11D-9-10	J67823-13	8/1/2007
	115-BH-11E-12-13	J67823-1	8/1/2007
	115-BH-11E-13-14	J67823-2	8/1/2007
	115-BH-11E-14-15	J67823-3	8/1/2007
	115-BH-11E-15-16	J67823-4	8/1/2007

SAMPLE DELIVERY GROUP	FIELD SAMPLE ID	LAB SAMPLE ID	SAMPLE DATE
J67823	115-BH-11E-16-17	J67823-5	8/1/2007
	115-BH-11E-17-18	J67823-6	8/1/2007
	115-BH-11E-17-18	J67823-6R	8/1/2007
	115-BH-11E-17-18	J67823-6RT	8/1/2007
	115-BH-11E-18-19	J67823-7	8/1/2007
	115-BH-11E-18-19	J67823-7R	8/1/2007
	115-BH-11E-18-19	J67823-7RT	8/1/2007
	115-BH-11E-19-20	J67823-8	8/1/2007
	115-BH-11E-19-20	J67823-8R	8/1/2007
	115-BH-11E-19-20	J67823-8RT	8/1/2007
J67894	115-BH-11F-10-11	J67894-3	8/2/2007
	115-BH-11F-11-12	J67894-4	8/2/2007
	115-BH-11F-12-13	J67894-5	8/2/2007
	115-BH-11F-13-14	J67894-6	8/2/2007
	115-BH-11F-14-15	J67894-7	8/2/2007
	115-BH-11F-15-16	J67894-8	8/2/2007
	115-BH-11F-16-17	J67894-9	8/2/2007
	115-BH-11F-17-18	J67894-10	8/2/2007
	115-BH-11F-18-19	J67894-11	8/2/2007
	115-BH-11F-18-19	J67894-11R	8/2/2007
	115-BH-11F-19-20	J67894-12	8/2/2007
	115-BH-11F-19-20	J67894-12R	8/2/2007
	115-BH-11F-20-21	J67894-13	8/2/2007
	115-BH-11F-20-21	J67894-13R	8/2/2007
	115-BH-11F-21-22	J67894-14	8/2/2007
	115-BH-11F-21-22	J67894-14R	8/2/2007
	115-BH-11F-8-9	J67894-1	8/2/2007
	115-BH-11F-9-10	J67894-2	8/2/2007
J59444	115-BF-A19C	J59444-1	4/25/2007
	115-BF-B19C	J59444-2	4/25/2007
	115-BF-C20C	J59444-3	4/25/2007
	115-BF-D20C	J59444-4	4/25/2007
J59444A	115-BF-A19C	J59444-1A	4/25/2007
	115-BF-B19C	J59444-2A	4/25/2007
	115-BF-C20C	J59444-3A	4/25/2007
	115-BF-D20C	J59444-4A	4/25/2007
J68920	115-BF-A26C	J68920-1	8/14/2007
	115-BF-B26C	J68920-2	8/14/2007
	115-BF-C26C	J68920-3	8/14/2007
	115-BF-D26C	J68920-4	8/14/2007
J68920A	115-BF-A26C	J68920-1A	8/14/2007
	115-BF-B26C	J68920-2A	8/14/2007
	115-BF-C26C	J68920-3A	8/14/2007
	115-BF-D26C	J68920-4A	8/14/2007

SAMPLE DELIVERY GROUP	FIELD SAMPLE ID	LAB SAMPLE ID	SAMPLE DATE
JA964	115-BF-D42	JA964-1	9/18/2008
	115-BF-D42	JA964-1R	9/18/2008
JA964A	115-BF-D42	JA964-1A	9/18/2008
JA367	115-BF-J41C	JA367-1	9/11/2008
JA367A	115-BF-J41C	JA367-1A	9/11/2008

Notes
BF: Backfill sample
BH: Bulkeahead confirmatory sample
CF: Bottom confirmatory sample
WC: Sidewall confirmatory sample

Appendix D-6: Declarations Confirming Excavation at SA-7

3rd Quarter 2006

4th Quarter 2006

1st Quarter 2007

2nd Quarter 2007

3rd Quarter 2007

4th Quarter 2007

1st Quarter 2008

2nd Quarter 2008

3rd Quarter 2008

4th Quarter 2008

1st Quarter 2009

2nd Quarter 2009

3rd Quarter 2009

INTERFAITH COMMUNITY ORGANIZATION, et al., Plaintiff(s), vs. HONEYWELL INTERNATIONAL INC., et al., Defendant(s).	UNITED STATES DISTRICT COURT DISTRICT OF NEW JERSEY Civil Action No. 95-2097 (DMC) **DECLARATION CONFIRMING EXCAVATION AT STUDY AREA 7**

We, the undersigned declare as follows:

1. William Hague is the Director of Construction for Honeywell's Study Area 7 Field Operations. Mr. Hague is a licensed professional engineer in the State of New Jersey. Mr. Hague has direct responsibility on behalf of Honeywell International for the management of construction activities at Study Area 7 related to the implementation of the Court's June 30, 2003 Final Judgment, including the excavation, transportation, disposal, and treatment of COPR and materials at Study Area 7 to the extent that such materials contain hexavalent chromium at levels exceeding 240 ppm ("COPR Materials").

2. To implement the Court's June 30, 2003 Final Judgment, Honeywell retained Mueser Rutledge Engineers ("MRCE") to design the construction activities related to the excavation of the COPR Materials. MRCE is the engineer of record for the design and implementation of construction activities related to the excavation of COPR Materials from Study Area 7. Mr. Peter W. Deming is a licensed professional engineer in the State

of New Jersey, a partner at MRCE, and is the engineer at MRCE with primary responsibility for design activities at the Study Area 7 Site, including Record Drawings for the implementation of the Court's Final Judgment.

3. Full scale excavation of COPR Materials began on April 3, 2006. For planning and implementation purposes, the excavation has been subdivided into numerous quality control zones. These quality control zones are shown on Exhibit A. As of September 30, 2006, COPR Materials have been excavated and the field and sampling procedures described in paragraphs 4-6 below have been conducted for the following quality control zones shown on Exhibit A: **AA1, AA2, AA3, AA4, AA5, AA6, AA7, AA8, AA9, Z1, Z2, Z3, Z4, Z5, Z6, Z7, Z8, Z9, Y1, Y2, Y3, Y4, Y5, Y6, Y7, Y8, Y9, X1, X2, X3, X4, X5, X6, X7, X8, X9, W2, W3, W4, W5, W6, W7, W8, W9, V2, V3, V4, V5, V7, V8, V9, U2, U3, U4, U5, U6, U7, U8, U9, T2, T3, T4, T5, T7, T8, T9, S2, S3, S4, S5, S7, S8, S9, R2, R3, R4, R5, R7, R8, R9, Q2, Q3, Q4, Q5, Q7, Q8, Q9, P2, P3, P4, P5, P7, P8, P9, N2, N3, N4, N7, N8, N9, M2, M3, M4, M7, M8, M9, L2, L3, L4, L7, L8, L9, K2, K3, K4, K7, K8, K9, J2, J3, J7, J8, J9, H2, H3, H7, H8, H9, G2, G3, G7, G8, G9, F2, F3, F7, F8, F9, E2, E7, E8, E9, D2, D7, D8, D9, C2, C7, C8, C9, B7, B8, B9, A10, A11, B10, B11, C10, C11, D10** (the "excavated quality control zones").

4. As demonstrated by field reports prepared by MRCE engineers which have been submitted to the Special Master periodically, the bottom (and, to the extent that a quality control zone borders the perimeter barrier wall, the perimeter side as well) of each excavated quality control zone was visually inspected by personnel from MRCE for the

remaining presence of COPR Materials. Except as set forth below in Paragraph 6, to the extent that field reports indicated that any COPR Material was observed, Honeywell contractors conducted further removal activities until MRCE inspectors were satisfied upon visual inspection that the COPR Materials had been removed. The quality control zone was then sampled in accordance with Paragraph 5, below.

5. Under the 100% Design and approved workplans, Honeywell conducted confirmation sampling of the bottom of the excavation in the excavated quality control zones. Samples of final subgrade were collected and sent to an independent laboratory to confirm that subgrade materials remaining in place contain less than 240 ppm hexavalent chromium. Honeywell then submitted all of the results received from the laboratory for third party validation. The table set forth in Exhibit B lists each sample location and provides the validated sample result for hexavalent chromium at that location. No validated sample for any of the sample locations listed on Exhibit B exceeded 240 ppm hexavalent chromium.

6. Some field observations indicated that COPR Materials might remain trapped between the sheetpile and the perimeter barrier wall in areas (a) E0+64 to E2+42.5; (b) E3+96 to E4+08; (c)E4+36 to E4+50; (d) E5+70 to E5+85 ("trapped COPR Materials"). MRCE personnel conducted visual inspections of the sheetpile in the excavated quality control zones shown in Exhibit A. Sheetpile was removed in areas (a) E0+64 to E2+42.5; (b) E3+96 to E4+08; (c)E4+36 to E4+50; (d) E5+70 to E5+85; (e) S1+65 to S2+75; and (f) N19+50 to N20+20 where MRCE field observations indicated the possible presence of

trapped COPR Materials. After the removal of the sheetpile, Honeywell contractors scraped, collected, and removed exposed trapped COPR Materials and uncontaminated SCB backfill from the perimeter barrier wall face. The excavation wall was again inspected by personnel from MRCE for the remaining presence of COPR Materials and additional scraping, collection, and removal was conducted until MRCE inspectors were satisfied upon visual inspection that the COPR Materials had been removed. Confirmation samples were then taken from the perimeter barrier wall in these locations (every 30 feet or less). Additionally, in those areas where the removal of trapped COPR Materials occurred after the confirmatory sampling described in Paragraph 5, confirmation samples were also taken from the final subgrade surface (every 60 feet). Exhibit C is a table of the validated laboratory results with respect to these confirmatory samples. No validated sample for any of the sample locations listed on Exhibit C exceeded 240 ppm hexavalent chromium.

7. Based on our professional experience, the data and information set forth in and attached to this Declaration, and our supervision of the Study Area 7 construction activities, we believe that all COPR Materials have been removed from the excavated quality control zones identified in Paragraph 3 and areas on the perimeter barrier wall face identified in Paragraph 6 as required by the Court's Final Judgment.

8. We certify that the foregoing is true and correct to the best of our respective knowledge.

William Hague

Dated 12/4/06

Peter W. Deming

Dated 12/1/06

Exhibit A

Excavation Progression Chart
as of September 29, 2006

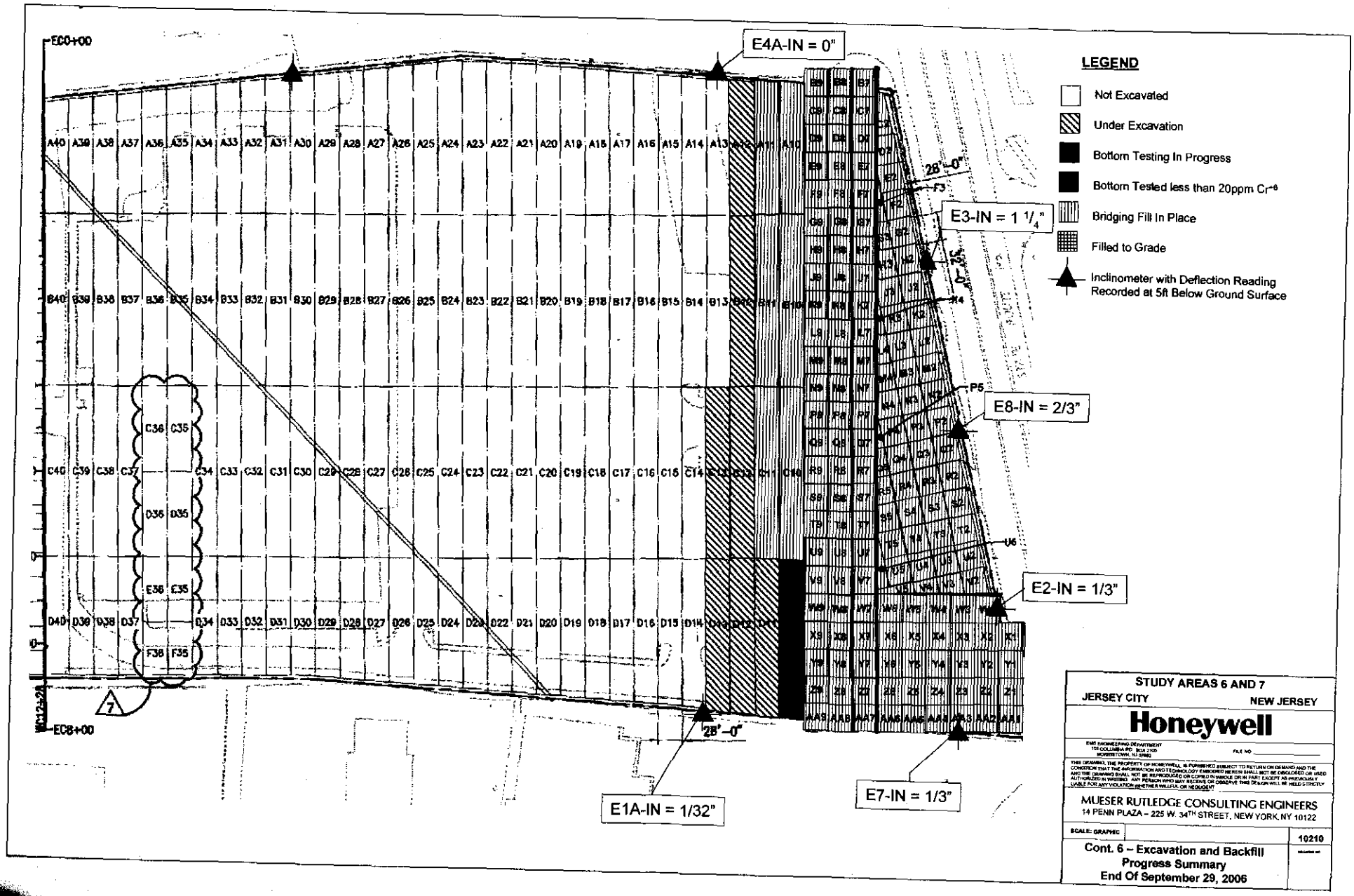

STUDY AREAS 6 AND 7

JERSEY CITY NEW JERSEY

Honeywell

EMR ENGINEERING DEPARTMENT
101 COLUMBIA RD. BOX 2105
MORRISTOWN, NJ 07960

FILE NO.

THIS DRAWING, THE PROPERTY OF HONEYWELL, IS FURNISHED SUBJECT TO RETURN ON DEMAND AND THE CONDITION THAT THE INFORMATION AND TECHNOLOGY EMBODIED HEREIN SHALL NOT BE DISCLOSED OR USED AND THE DRAWING SHALL NOT BE REPRODUCED OR COPIED IN WHOLE OR IN PART EXCEPT AS PREVIOUSLY AUTHORIZED IN WRITING. ANY PERSON WHO MAY RECEIVE OR OBSERVE THIS DRAWING WILL BE HELD STRICTLY LIABLE FOR ANY VIOLATION WHETHER WILLFUL OR NEGLIGENT.

MUESER RUTLEDGE CONSULTING ENGINEERS
14 PENN PLAZA – 225 W. 34TH STREET, NEW YORK, NY 10122

SCALE: GRAPHIC

10210

Cont. 6 – Excavation and Backfill
Progress Summary
End Of September 29, 2006

Exhibit B

Post-Excavation Confirmatory Sampling Results

Honeywell

POST-EXCAVATION CONFIRMATORY SAMPLING RESULTS

Honeywell Study Area 7
Validated Data as of October 31, 2006

Confirmatory Sample ID	Hex Cr mg/kg			Northing	Easting	Elevation
115-CF-AA1C1	115-CF-AA1C1	9.59	U	684278.423	603321.638	-0.92
115-CF-AA2C1	115-CF-AA2C1	10.3		684295.425	603299.353	-1.31
115-CF-AA3C1	115-CF-AA3C1	10.1		684310.918	603276.522	-1.42
115-CF-AA4C1	115-CF-AA4C1	7.4	U	684327.531	603254.336	-1.57
115-CF-AA5C1	115-CF-AA5C1	14	U	684346.955	603234.437	-2.67
115-CF-Z1C	115-CF-Z1C	7.8	U	684306.412	603338.541	-0.47
115-CF-Z2C	115-CF-Z2C	8.2	U	684320.357	603318.674	-0.41
115-CF-Z3C	115-CF-Z3C	7.1	U	684337.707	603295.921	-0.72
115-CF-Z4C1	115-CF-Z4C1	13	U	684354.077	603273.537	-1.75
115-CF-Z5C1	115-CF-Z5C1	14	U	684370.219	603249.191	-2.01
115-CF-Z5C1D	115-CF-Z5C1D	18.1		684369.885	603250.205	-1.69
115-CF-Y1C	115-CF-Y1C	7.38	U	684335.487	603352.999	-1.26
115-CF-Y2C	115-CF-Y2C	7.8	U	684346.584	603337.280	-1.12
115-CF-Y3C	115-CF-Y3C	9.1	U	684362.704	603314.912	-1.46
115-CF-Y4C	115-CF-Y4C	8.5	U	684379.234	603292.039	-1.85
115-CF-Y5C	115-CF-Y5C	8.7	U	684396.169	603270.048	-2.04
115-CF-X1C	115-CF-X1C	3.64	U	684365.127	603365.917	-1.78
115-CF-X2C	115-CF-X2C	8.33	U	684371.926	603356.503	-1.32
115-CF-X3C	115-CF-X3C	9.26	U	684388.624	603334.032	-1.60
115-CF-X4C	115-CF-X4C	8.4	U	684405.621	603311.362	-1.89
115-CF-X5C	115-CF-X5C	8.4	U	684421.702	603288.451	-2.19
115-CF-W2C	115-CF-W2C	7.94	U	684398.538	603374.898	-1.74
115-CF-W3C	115-CF-W3C	8.5	U	684414.363	603353.438	-1.69
115-CF-W4C	115-CF-W4C	14		684430.924	603329.362	-2.17
115-CF-W5C	115-CF-W5C	14		684447.567	603308.191	-2.16
115-CF-W6C	115-CF-W6C	13.3		684465.228	603283.380	-2.64
115-CF-V2C	115-CF-V2C	13	U	684429.894	603381.604	-2.19
115-CF-V3C	115-CF-V3C	13	U	684446.653	603358.147	-2.26
115-CF-V4CR	115-CF-V4CR	11	U	684458.908	603333.548	-2.29
115-CF-V4CD	115-CF-V4CD	13.9		684458.908	603333.548	-2.29
115-CF-V5C	115-CF-V5C	13	U	684473.158	603307.510	-2.32

Confirmatory Sample ID	Hex Cr mg/kg			Northing	Easting	Elevation
115-CF-U2C	115-CF-U2C	14	U	684459.102	603394.715	-1.84
115-CF-U3C	115-CF-U3C	13	U	684469.826	603369.915	-2.14
115-CF-U4C	115-CF-U4C	13	U	684482.486	603345.151	-2.16
115-CF-U5C	115-CF-U5C	14	U	684493.708	603319.776	-2.33
115-CF-U6C	115-CF-U6C	14	U	684515.550	603306.375	-2.74
115-CF-U6CD	115-CF-U6CD	14	U	684515.550	603306.375	-2.74
115-CF-T2C	115-CF-T2C	14	U	684488.386	603409.399	-1.34
115-CF-T3C	115-CF-T3C	12	U	684498.436	603383.492	-1.57
115-CF-T4C	115-CF-T4C	13	U	684511.230	603358.006	-2.15
115-CF-T5C	115-CF-T5C	11	U	684523.453	603332.762	-2.28
115-CF-S2C	115-CF-S2C	14	U	684516.625	603422.825	-1.52
115-CF-S3C	115-CF-S3C	13	U	684529.395	603397.428	-1.38
115-CF-S4C	115-CF-S4C	14	U	684540.881	603372.672	-1.9
115-CF-S5C	115-CF-S5C	12	U	684547.875	603348.683	-2.33
115-CF-R2C	115-CF-R2C	13	U	684545.199	603436.481	-1.49
115-CF-R3C	115-CF-R3C	14	U	684558.045	603410.290	-1.93
115-CF-R4C	115-CF-R4C	13	U	684569.213	603385.076	-2.13
115-CF-R5C	115-CF-R5C	14	U	684579.174	603363.595	-2.48
115-CF-Q2C	115-CF-Q2C	13	U	684575.346	603450.322	-1.51
115-CF-Q3C	115-CF-Q3C	12	U	684587.028	603424.285	-1.55
115-CF-Q4C	115-CF-Q4C	13	U	684598.758	603399.965	-2.02
115-CF-Q5C	115-CF-Q5C	15	U	684602.860	603376.667	-2.36
115-CF-P2C	115-CF-P2C	11	U	684604.279	603464.598	-1.54
115-CF-P3C	115-CF-P3C	15	U	684616.226	603437.932	-1.87
115-CF-P4C	115-CF-P4C	14	U	684625.575	603413.956	-2.14
115-CF-P5C	115-CF-P5C	12	U	684638.177	603398.927	-2.39
115-CF-N2C	115-CF-N2C	14	U	684631.832	603477.149	-1.72
115-CF-N3C	115-CF-N3C	14	U	684644.159	603451.854	-1.87
115-CF-N4C	115-CF-N4C	14	U	684654.584	603427.165	-1.94
115-CF-M2C	115-CF-M2C	9.6	U	684661.272	603488.797	-2.06
115-CF-M3C	115-CF-M3C	12	U	684671.819	603465.574	-2.18
115-CF-M4C	115-CF-M4C	11	U	684681.563	603443.263	-2.27
115-CF-L2C	115-CF-L2C	0.99	U	684691.858	603502.991	-1.91
115-CF-L3C	115-CF-L3C	12	U	684700.867	603478.630	-2.08
115-CF-L4C	115-CF-L4C	12	U	684709.195	603461.034	-2.3
115-CF-K2C	115-CF-K2C	14	U	684717.029	603518.518	-1.78
115-CF-K3C	115-CF-K3C	14	U	684730.106	603491.975	-1.58
115-CF-K4C	115-CF-K4C	11	U	684751.907	603480.276	-2.05

Confirmatory Sample ID	Hex Cr mg/kg			Northing	Easting	Elevation
115-CF-C2C	115-CF-C2C	12	U	684922.118	603612.005	-1.1
115-CF-D2C	115-CF-D2C	12	U	684893.177	603598.989	-1.19
115-CF-E2C	115-CF-E2C	14	U	684863.146	603585.812	-1.23
115-CF-J2C	115-CF-J2C	13	U	684746.314	603531.874	-0.96
115-CF-J3C	115-CF-J3C	14	U	684759.115	603506.240	-1.27
115-CF-H2C	115-CF-H2C	14	U	684772.809	603545.128	-0.56
115-CF-H3C	115-CF-H3C	14	U	684788.714	603518.650	-1.01
115-CF-G2C	115-CF-G2C	16	U	684805.394	603558.938	-0.56
115-CF-G3C	115-CF-G3C	13	U	684815.984	603536.881	-0.61
115-CF-F2C	115-CF-F2C	11	U	684835.016	603571.542	-1.17
115-CF-F3C	115-CF-F3C	11	U	684860.079	603560.465	-0.87
115-CF-X6C	115-CF-X6C	17.4		684438.553	603265.049	-2.48
115-CF-Y6C	115-CF-Y6C	13	U	684413.523	603244.839	-2.28
115-CF-Z6C	115-CF-Z6C	15	U	684388.167	603226.537	-2.44
115-CF-B7C	115-CF-B7C	13	U	684958.419	603611.794	-1.85
115-CF-C7C	115-CF-C7C	14	U	684943.533	603600.692	-1.61
115-CF-D7C	115-CF-D7C	13	U	684916.806	603582.021	-1.42
115-CF-E7C	115-CF-E7C	12	U	684890.681	603563.779	-1.35
115-CF-E7CD	115-CF-E7CD	13	U	684890.681	603563.779	-1.35
115-CF-F7C	115-CF-F7C	13	U	684864.414	603545.859	-0.88
115-CF-G7C	115-CF-G7C	12	U	684838.811	603527.191	-0.73
115-CF-H7C	115-CF-H7C	12	U	684815.776	603509.352	-1.21
115-CF-J7C	115-CF-J7C	12	U	684789.609	603489.931	-1.6
115-CF-K7C	115-CF-K7C	8.5	U	684763.089	603470.325	-2.37
115-CF-L7C	115-CF-L7C	13	U	684739.235	603452.530	-2.31
115-CF-M7C	115-CF-M7C	12	U	684712.603	603433.481	-2.61
115-CF-N7C	115-CF-N7C	13	U	684683.708	603417.082	-2.45
115-CF-P7C	115-CF-P7C	16	U	684660.832	603396.053	-2.41
115-CF-Q7C	115-CF-Q7C	14	U	684635.207	603377.138	-2.3
115-CF-R7C	115-CF-R7C	14	U	684609.030	603358.226	-2.38
115-CF-B8C	115-CF-B8C	13	U	684978.472	603592.571	-1.76
115-CF-C8C	115-CF-C8C	14	U	684961.864	603580.820	-2.03
115-CF-D8C	115-CF-D8C	12	U	684935.968	603561.972	-1.47
115-CF-E8C	115-CF-E8C	12	U	684909.921	603543.311	-1.55
115-CF-F8C	115-CF-F8C	13	U	684884.044	603524.498	-1.44
115-CF-G8C	115-CF-G8C	12	U	684857.931	603504.214	-1.59
115-CF-H8C	115-CF-H8C	12	U	684831.774	603487.119	-1.63
115-CF-J8C	115-CF-J8C	11	U	684805.766	603468.411	-1.804

Confirmatory Sample ID	Hex Cr mg/kg			Northing	Easting	Elevation
115-CF-B9C	115-CF-B9C	13	U	684996.542	603570.956	-2.32
115-CF-L8C	115-CF-L8C	12	U	684754.426	603429.577	-2.43
115-CF-M8C	115-CF-M8C	13	U	684729.790	603410.982	-2.37
115-CF-N8C	115-CF-N8C	13	U	684704.124	603391.346	-2.72
115-CF-AA6C	115-CF-AA6C	15	U	684362.143	603209.509	-2.414
115-CF-AA7C	115-CF-AA7C	14	U	684378.415	603186.674	-3.044
115-CF-P8C	115-CF-P8C	12	U	684678.612	603372.380	-2.79
115-CF-Q8C	115-CF-Q8C	13	U	684652.374	603353.451	-2.57
115-CF-R8C	115-CF-R8C	10	U	684627.529	603334.062	-2.26
115-CF-S8C	115-CF-S8C	11	U	684601.867	603314.579	-2.47
115-CF-S7C	115-CF-S7C	13	U	684585.214	603322.886	-2.589
115-CF-T7C	115-CF-T7C	15	U	684557.811	603318.835	-2.75
115-CF-T8C	115-CF-T8C	12	U	684574.142	603295.732	-2.77
115-CF-U7C	115-CF-U7C	15	U	684531.540	603298.960	-3.06
115-CF-U8C	115-CF-U8C	12	U	684549.460	603278.201	-2.697
115-CF-AA8C	115-CF-AA8C	13	U	684396.606	603167.714	-2.921
115-CF-AA9C	115-CF-AA9C	14	U	684418.017	603147.097	-3.499
115-CF-V7C	115-CF-V7C	12	U	684505.979	603282.897	-2.74
115-CF-V8C	115-CF-V8C	12	U	684522.690	603258.705	-2.62
115-CF-V8CD	115-CF-V8CD	12	U	684522.690	603258.705	-2.62
115-CF-W7C	115-CF-W7C	13	U	684480.722	603261.255	-2.72
115-CF-W8C	115-CF-W8C	12	U	684496.632	603240.445	-2.78
115-CF-X7C	115-CF-X7C	13	U	684455.170	603243.422	-2.83
115-CF-X8C	115-CF-X8C	12	U	684471.040	603220.970	-2.82
115-CF-Y7C	115-CF-Y7C	12	U	684428.546	603224.779	-2.91
115-CF-Y7CD	115-CF-Y7CD	14	U	684428.546	603224.779	-2.91
115-CF-Y8C	115-CF-Y8C	9.7	U	684445.874	603200.305	-2.83
115-CF-Z7C	115-CF-Z7C	13	U	684407.891	603201.231	-2.8
115-CF-Z8C	115-CF-Z8C	13	U	684418.392	603184.943	-2.98
115-CF-Z9C	115-CF-Z9C	11	U	684435.612	603160.759	-3.319
115-CF-K8C	115-CF-K8C	14	U	684783.421	603448.576	-2.14
115-CF-C9C	115-CF-C9C	11	U	684978.879	603559.721	-2.37
115-CF-D10C	115-CF-D10C	11	U	684518.157	603184.189	-3.16
115-CF-D9C	115-CF-D9C	14	U	684953.462	603539.995	-2.11
115-CF-V9C	115-CF-V9C	13	U	684539.710	603237.114	-3.17
115-CF-L9C	115-CF-L9C	11	U	684771.414	603407.444	-2.754
115-CF-M9C	115-CF-M9C	13	U	684746.497	603389.132	-2.836
115-CF-B10C	115-CF-B10C	14	U	684817.788	603406.392	-2.90

Confirmatory Sample ID	Hex Cr mg/kg			Northing	Easting	Elevation
115-CF-K9C	115-CF-K9C	11	U	684798.572	603426.271	-2.694
115-CF-K9CD	115-CF-K9CD	12	U	684798.572	603426.271	-2.694
115-CF-W9C1	115-CF-W9C1	13	U	684512.956	603218.624	-3.385
115-CF-R9C	115-CF-R9C	9.7	U	684641.721	603312.166	-2.408
115-CF-S9C	115-CF-S9C	12	U	684615.945	603293.898	-2.845
115-CF-T9C	115-CF-T9C	13	U	684590.296	603274.217	-3.316
115-CF-E9C	115-CF-E9C	12	U	684925.386	603520.336	-1.82
115-CF-A10C	115-CF-A10C	11	U	684959.487	603510.168	-2.187
115-CF-F9C	115-CF-F9C	14	U	684900.533	603502.078	-1.86
115-CF-G9C	115-CF-G9C	14	U	684875.740	603483.901	-2.134
115-CF-U9C	115-CF-U9C	14	U	684565.123	603256.700	-3.28
115-CF-N9C	115-CF-N9C	12	U	684722.255	603371.632	-2.529
115-CF-C10C	115-CF-C10C	11	U	684656.788	603287.137	-2.49
115-CF-P9C	115-CF-P9C	11	U	684695.738	603352.065	-2.6
115-CF-Q9C	115-CF-Q9C	13	U	684667.724	603331.750	-2.404
115-CF-X9C	115-CF-X9C	12.4		684488.863	603198.836	-3.172
115-CF-Y9C	115-CF-Y9C	12	U	684462.878	603179.537	-3.266
115-CF-H9C	115-CF-H9C	9.8	U	684850.373	603465.120	-1.926
115-CF-J9C	115-CF-J9C	11	U	684823.586	603446.151	-2.274
115-CF-A11C	115-CF-A11C	12	U	684974.753	603487.374	-2.956
115-CF-A11CD	115-CF-A11CD	13	U	684974.753	603487.374	-2.956
115-CF-B11C	115-CF-B11C	13	U	684831.504	603382.021	-2.89
115-CF-B11CD	115-CF-B11CD	12	U	684831.504	603382.021	-2.89
115-CF-C11C	115-CF-C11C	11	U	684675.076	603267.255	-2.98
115-CF-STA131	115-CF-STA131	4.3	U			
115-CF-STA071A	115-CF-STA071A	9.6	U			
115-CF-STA191	115-CF-STA191	1	U			
115-CF-STA240	115-CF-STA240	10	U			
115-CF-STA400	115-CF-STA400	17	U			
115-CF-STA443	115-CF-STA443	12	U			
115-CF-STA580	115-CF-STA580	1	U			
115-CF-STAS0175	115-CF-STAS0175	6.7	U			
115-CF-STAS0235	115-CF-STAS0235	15	U			
115-CF-STAS0175D	115-CF-STAS0175D	6.3	U			

Exhibit C

Sampling Results

Honeywell

SAMPLING RESULTS

Honeywell Study Area 7
Validated Data as of October 31, 2006

Confirmatory Sample ID	Validated Results Hex Cr		mg/kg
115-WC-E071	115-WC-E071	4	J
115-WC-E131	115-WC-E131	7	J
115-WC-E064A	115-WC-E064A	3.4	J
115-WC-E161	115-WC-E161	12.3	J
115-WC-E221	115-WC-E221	13.3	
115-WC-E240	115-WC-E240	10.1	
115-WC-E397	115-WC-E397	2.4	J
115-WC-E443	115-WC-E443	1.3	UJ
115-WC-E580	115-WC-E580	1.3	UJ
115-WC-E101B	115-WC-E101B	15.1	J
115-WC-191A	115-WC-191A	47.4	J
115-WC-N1910	115-WC-N1910	6.7	J

INTERFAITH COMMUNITY ORGANIZATION, et al., Plaintiff(s), vs. HONEYWELL INTERNATIONAL INC., et al., Defendant(s).	UNITED STATES DISTRICT COURT DISTRICT OF NEW JERSEY Civil Action No. 95-2097 (DMC) **DECLARATION CONFIRMING EXCAVATION AT STUDY AREA 7**

We, the undersigned declare as follows:

1. William Hague is the Director of Construction for Honeywell's Study Area 7 Field Operations. Mr. Hague is a licensed professional engineer in the State of New Jersey. Mr. Hague has direct responsibility on behalf of Honeywell International for the management of construction activities at Study Area 7 related to the implementation of the Court's June 30, 2003 Final Judgment, including the excavation, transportation, disposal, and treatment of COPR and materials at Study Area 7 to the extent that such materials contain hexavalent chromium at levels exceeding 240 ppm ("COPR Materials").

2. To implement the Court's June 30, 2003 Final Judgment, Honeywell retained Mueser Rutledge Engineers ("MRCE") to design the construction activities related to the excavation of the COPR Materials. MRCE is the engineer of record for the design and implementation of construction activities related to the excavation of COPR Materials from Study Area 7. Mr. Peter W. Deming is a licensed professional engineer in the State

of New Jersey, a partner at MRCE, and is the engineer at MRCE with primary responsibility for design activities at the Study Area 7 Site, including Record Drawings for the implementation of the Court's Final Judgment.

3. Full scale excavation of COPR Materials began on April 3, 2006. For planning and implementation purposes, the excavation has been subdivided into numerous quality control zones. These quality control zones are shown on Exhibit A. Between October 1, 2006 and December 31, 2006, COPR Materials were excavated and the field and sampling procedures described in paragraphs 4-6 below were conducted for the following quality control zones shown on Exhibit A: D11C, D12C, C12C, C13C, D13C1, B12C, B13C, A12C, A13C, B14C, C14C, D14C, D15C, D16C, C15C, and C16C (the "excavated quality control zones").

4. As demonstrated by field reports prepared by MRCE engineers which have been submitted to the Special Master periodically, the bottom (and, to the extent that a quality control zone borders the perimeter barrier wall, the perimeter side as well) of each excavated quality control zone was visually inspected by personnel from MRCE for the remaining presence of COPR Materials. Except as set forth below in Paragraph 6, to the extent that field reports indicated that any COPR Material was observed, Honeywell contractors conducted further removal activities until MRCE inspectors were satisfied upon visual inspection that the COPR Materials had been removed. The quality control zone was then sampled in accordance with Paragraph 5, below.

5. Under the 100% Design and approved workplans, Honeywell conducted confirmation sampling of the bottom of the excavation in the excavated quality control zones. Samples of final subgrade were collected and sent to an independent laboratory to confirm that subgrade materials remaining in place contain less than 240 ppm hexavalent chromium. Honeywell then submitted all of the results received from the laboratory for third party validation. The table set forth in Exhibit B lists each sample location and provides the validated sample result for hexavalent chromium at that location. No validated sample for any of the sample locations listed on Exhibit B exceeded 240 ppm hexavalent chromium.

6. Some field observations indicated that COPR Materials might remain trapped between the sheetpile and the perimeter barrier wall in areas (a) S2+75 to S4+00 and (b) N18+38 to N19+50 ("trapped COPR Materials"). MRCE personnel conducted visual inspections of the sheetpile in the excavated quality control zones shown in Exhibit A. Sheetpile was removed in areas (a) S2+75 to S4+00 and (b) N18+38 to N19+50, where MRCE field observations indicated the possible presence of trapped COPR Materials. After the removal of the sheetpile, Honeywell contractors scraped, collected, and removed exposed trapped COPR Materials and uncontaminated SCB backfill from the perimeter barrier wall face. The excavation wall was again inspected by personnel from MRCE for the remaining presence of COPR Materials and additional scraping, collection, and removal was conducted until MRCE inspectors were satisfied upon visual inspection that the COPR Materials had been removed. Confirmation samples

were then taken from the perimeter barrier wall in these locations (every 30 feet or less).

7. Based on our professional experience, the data and information set forth in and attached to this Declaration, and our supervision of the Study Area 7 construction activities, we believe that all COPR Materials have been removed from the excavated quality control zones identified in Paragraph 3 and areas on the perimeter barrier wall face identified in Paragraph 6 as required by the Court's Final Judgment.

8. We certify that the foregoing is true and correct to the best of our respective knowledge.

William Hague

Dated 2/9/07

Peter W. Deming

Dated 2/8/07

Honeywell

POST-EXCAVATION CONFIRMATORY SAMPLING RESULTS

Honeywell Study Area 7
Validated Data as of December 31, 2006

Confirmatory Sample ID	Hex Cr mg/kg			Northing	Easting	Elevation
115-CF-D11C	115-CF-D11C	11	U	684520.684	603152.149	-3.35
115-CF-D12C	115-CF-D12C	12	U	684556.538	603146.092	-3.27
115-CF-C12C	115-CF-C12C	7.9	U	684866.968	603368.595	-3.15
115-CF-C13C	115-CF-C13C	9.7	U	684875.579	603340.193	-3.25
115-CF-D13C1	115-CF-D13C1	12	U	684569.037	603117.796	-3.91
115-CF-B12C	115-CF-B12C	10	U	684866.968	603368.595	-3.15
115-CF-B13C	115-CF-B13C	13	U	684875.579	603340.193	-3.25
115-CF-A12C	115-CF-A12C	12	U	684998.710	603469.156	-3.099
115-CF-A13C	115-CF-A13C	12	U	685014.074	603447.915	-3.158
115-CF-B14C	115-CF-B14C	12	U	684887.819	603317.397	-2.91
115-CF-C14C	115-CF-C14C	9.1	U	684724.735	603200.752	-2.80
115-CF-D14C	115-CF-D14C	9.9	U	684584.401	603098.211	-3.70
115-CF-D15C	115-CF-D15C	10	U	684591.212	603066.147	-3.90
115-CF-D16C	115-CF-D16C	10	U	684608.385	603043.495	-3.88
115-CF-C15C	115-CF-C15C	7	U	684742.537	603176.284	-3.01
115-CF-C16C	115-CF-C16C	11	U	684758.991	603153.225	-3.61

Honeywell

BARRIER WALL CONFIRMATORY SAMPLING RESULTS

Honeywell Study Area 7
Validated Data as of December 31, 2006

Confirmatory Sample ID	Validated Results Hex Cr mg/kg		
115-WC-S0175	115-WC-S0175	1.4	U
115-WC-S0205	115-WC-S0205	1.4	U
115-WC-S0240	115-WC-S0240	4	
115-WC-S0274	115-WC-S0274	6.4	J
115-WC-S0330	115-WC-S0330	2	UJ
115-WC-S0305	115-WC-S0305	1.6	UJ
115-WC-N1950	115-WC-N1950	1.4	J
115-WC-N1980	115-WC-N1980	14.3	J
115-WC-N2010	115-WC-N2010	1.6	J
115-WC-S0360	115-WC-S0360	5.8	
115-WC-S0390	115-WC-S0390	1.6	UJ

INTERFAITH COMMUNITY ORGANIZATION, et al., Plaintiff(s), vs. HONEYWELL INTERNATIONAL INC., et al., Defendant(s).	UNITED STATES DISTRICT COURT DISTRICT OF NEW JERSEY Civil Action No. 95-2097 (DMC) **DECLARATION CONFIRMING** **EXCAVATION AT STUDY AREA 7**

We, the undersigned declare as follows:

1. William Hague is the Director of Construction for Honeywell's Study Area 7 Field Operations. Mr. Hague is a licensed professional engineer in the State of New Jersey. Mr. Hague has direct responsibility on behalf of Honeywell International for the management of construction activities at Study Area 7 related to the implementation of the Court's June 30, 2003 Final Judgment, including the excavation, transportation, disposal, and treatment of COPR and materials at Study Area 7 to the extent that such materials contain hexavalent chromium at levels exceeding 240 ppm ("COPR Materials").

2. To implement the Court's June 30, 2003 Final Judgment, Honeywell retained Mueser Rutledge Engineers ("MRCE") to design the construction activities related to the excavation of the COPR Materials. MRCE is the engineer of record for the design and implementation of construction activities related to the excavation of COPR Materials

from Study Area 7. Mr. Peter W. Deming is a licensed professional engineer in the State of New Jersey, a partner at MRCE, and is the engineer at MRCE with primary responsibility for design activities at the Study Area 7 Site, including Record Drawings for the implementation of the Court's Final Judgment.

3. Full scale excavation of COPR Materials began on April 3, 2006. For planning and implementation purposes, the excavation has been subdivided into numerous quality control zones. These quality control zones are shown on Exhibit A. Between January 1, 2007 and March 31, 2007, COPR Materials were excavated and the field and sampling procedures described in paragraphs 4-6 below were conducted for the following quality control zones shown on Exhibit A: **B15, B16, A14, A15, A16, A17, A18, B17, B18, C17, C18, D17, D18, A19, B19, C19, D19, and D20** (the "excavated quality control zones").

4. As demonstrated by field reports prepared by MRCE engineers which have been submitted to the Special Master periodically, the bottom (and, to the extent that a quality control zone borders the perimeter barrier wall, the perimeter side as well) of each excavated quality control zone was visually inspected by personnel from MRCE for the remaining presence of COPR Materials. Except as set forth below in Paragraph 6, to the extent that field reports indicated that any COPR Material was observed, Honeywell contractors conducted further removal activities until MRCE inspectors were satisfied upon visual inspection that the COPR Materials had been removed. The quality control zone was then sampled in accordance with Paragraph 5, below.

5. Under the 100% Design and approved workplans, Honeywell conducted confirmation sampling of the bottom of the excavation in the excavated quality control zones. Samples of final subgrade were collected and sent to an independent laboratory to confirm that subgrade materials remaining in place contain less than 240 ppm hexavalent chromium. Honeywell then submitted all of the results received from the laboratory for third party validation. The table set forth in Exhibit B lists each sample location and provides the validated sample result for hexavalent chromium at that location. No validated sample for any of the sample locations listed on Exhibit B exceeded 240 ppm hexavalent chromium.

6. Some field observations indicated that COPR Materials might remain trapped between the sheetpile and the perimeter barrier wall in areas **(a) S4+00 to S5+65 and (b) N19+50 to N16+80** ("trapped COPR Materials"). MRCE personnel conducted visual inspections of the sheetpile in the excavated quality control zones shown in Exhibit A. Sheetpile was removed in areas **(a) S4+00 to S5+65 and (b) N19+50 to N16+80** where MRCE field observations indicated the possible presence of trapped COPR Materials. After the removal of the sheetpile, Honeywell contractors scraped, collected, and removed exposed trapped COPR Materials and uncontaminated SCB backfill from the perimeter barrier wall face. The excavation wall was again inspected by personnel from MRCE for the remaining presence of COPR Materials and additional scraping, collection, and removal was conducted until MRCE inspectors were satisfied upon visual inspection that the COPR Materials had been removed. Confirmation samples were then

taken from the perimeter barrier wall in these locations (every 30 feet or less). Additionally, in those areas where the removal of trapped COPR Materials occurred after the confirmatory sampling described in Paragraph 5, confirmation samples were also taken from the final subgrade surface (every 60 feet). Exhibit C is a table of the validated laboratory results with respect to these confirmatory samples. No validated sample for any of the sample locations listed on Exhibit C exceeded 240 ppm hexavalent chromium.

7. Based on our professional experience, the data and information set forth in and attached to this Declaration, and our supervision of the Study Area 7 construction activities, we believe that all COPR Materials have been removed from the excavated quality control zones identified in Paragraph 3 and areas on the perimeter barrier wall face identified in Paragraph 6 as required by the Court's Final Judgment.

8. We certify that the foregoing is true and correct to the best of our respective knowledge.

William Hague

Dated 4/27/07

Peter W. Deming

Dated 4/26/07

Exhibit A

Excavation Progression Chart
as of March 30, 2007

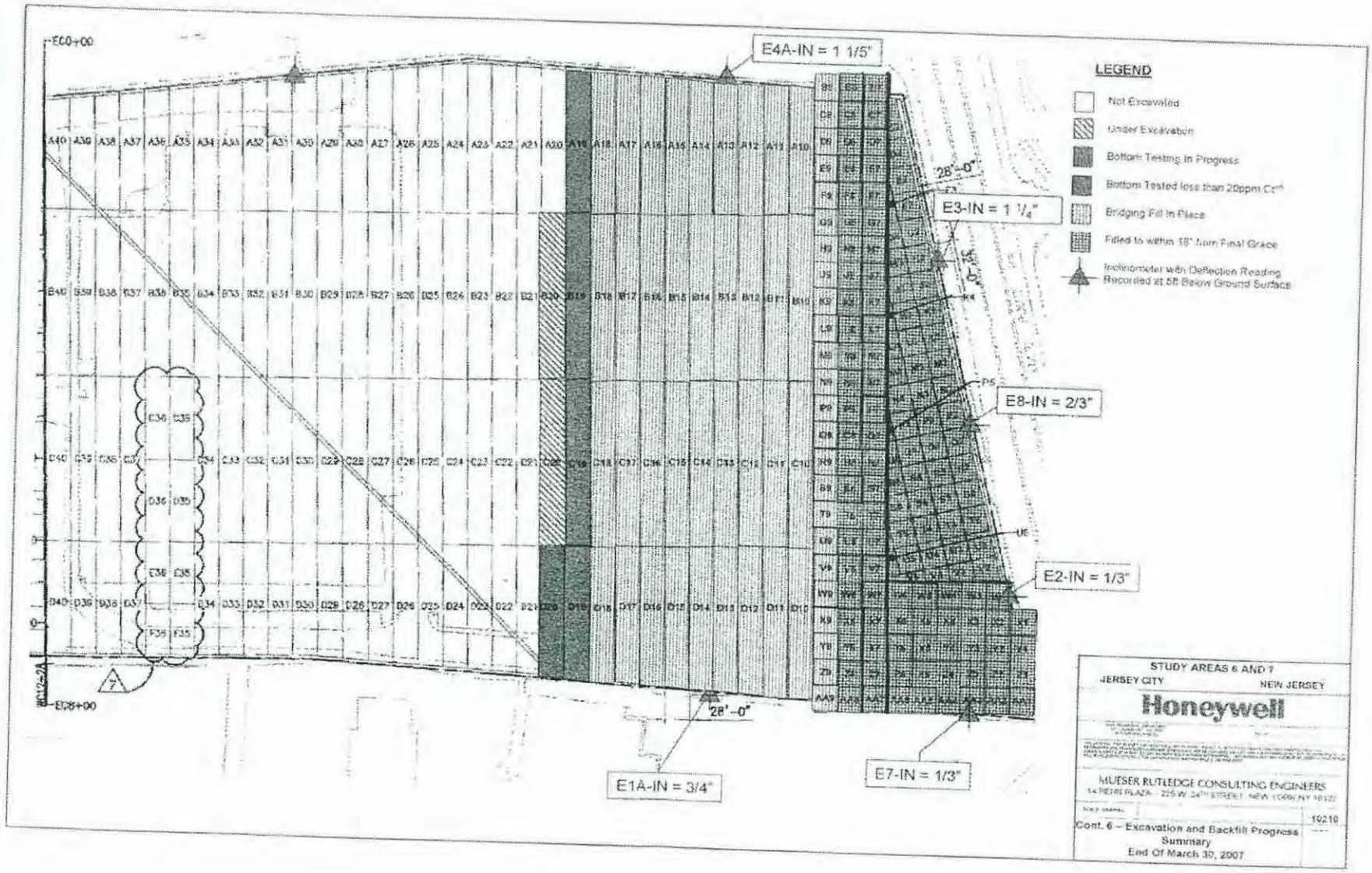
EC0+00
EC8+00
E4A-IN = 1 1/5"
E3-IN = 1 1/4"
E8-IN = 2/3"
E2-IN = 1/3"
E7-IN = 1/3"
E1A-IN = 3/4"
28'-0"
28'-0"
LEGEND
Not Excavated
Under Excavation
Bottom Testing In Progress
Bottom Tested less than 20ppm Cr6
Bridging Fill In Place
Filled to within 18" from Final Grade
Inclinometer with Deflection Reading Recorded at 5ft Below Ground Surface
STUDY AREAS 6 AND 7
JERSEY CITY NEW JERSEY
Honeywell
MUESER RUTLEDGE CONSULTING ENGINEERS
14 PENN PLAZA - 225 W. 34TH STREET, NEW YORK, NY 10122
10210
Cont. 6 – Excavation and Backfill Progress Summary
End Of March 30, 2007

Exhibit B

Post-Excavation Confirmatory
Sampling Results

Honeywell

POST-EXCAVATION CONFIRMATORY SAMPLING RESULTS

Honeywell Study Area 7
Validated Data as of March 31, 2007

Confirmatory Sample ID	Hex Cr (mg/kg)			Northing	Easting	Elevation
115-CF-B15C	115-CF-B15C	7.4	U	684898.371	603294.266	-3.217
115-CF-B16C	115-CF-B16C	4.7	U	684921.896	603272.376	-4.139
115-CF-A14C	115-CF-A14C	7.8	U	685034.935	603423.62	-3.119
115-CF-A15C	115-CF-A15C	10	U	685050.317	603401.294	-3.288
115-CF-A16C	115-CF-A16C	12	U	685064.728	603378.981	-3.559
115-CF-A16CD	115-CF-A16CD	12	U	685064.728	603378.981	-3.559
115-CF-A17C	115-CF-A17C	13	U	685081.32	603355.039	-3.672
115-CF-A18C	115-CF-A18C	10	U	685098.473	603332.892	-3.687
115-CF-B17C	115-CF-B17C	8.1	U	684937.875	603248.777	-3.751
115-CF-B18C	115-CF-B18C	7.1	U	684953.714	603226.696	-3.675
115-CF-C17C	115-CF-C17C	7.2	U	684812.435	603158.814	-2.58
115-CF-C18C	115-CF-C18C	7.3	U	684829.883	603135.707	-2.94
115-CF-D17C	115-CF-D17C	9.7	U	684629.847	603021.783	-4.21
115-CF-D18C	115-CF-D18C	7.2	U	684640.690	602998.628	-4.81
115-CF-A19C	115-CF-A19C	11	U	685116.107	603314.949	-3.689
115-CF-B19C	115-CF-B19C	6.5	U	684967.546	603202.334	-3.31
115-CF-C19C	115-CF-C19C	7.8	U	684805.207	603084.057	-3.59
115-CF-D19C	115-CF-D19C	7.8	U	684660.192	602977.451	-4.04
115-CF-D19CD	115-CF-D19CD	7.5	U	684660.192	602977.451	-4.04
115-CF-D20C	115-CF-D20C	8	U	684677.240	602955.427	-4.02
115-CF-STAN1775	115-CF-STAN1775	11	U			
115-CF-STAN1825	115-CF-STAN1825	13	U			
115-CF-STAS0425	115-CF-STAS0425	16	U			

Exhibit C

Barrier Wall Confirmatory
Sampling Results

Honeywell

BARRIER WALL CONFIRMATORY SAMPLING RESULTS

Honeywell Study Area 7
Validated Data as of March 31, 2007

Confirmatory Sample ID	Validated Results Hex Cr (mg/kg)		
115-WC-S0420	115-WC-S0420	1.7	
115-WC-S0450	115-WC-S0450	2.8	
115-WC-N1870	115-WC-N1870	1.3	UJ
115-WC-N1840	115-WC-N1840	2	J
115-WC-N1810	115-WC-N1810	7.7	J
115-WC-N1780	115-WC-N1780	1.4	U
115-WC-N1750	115-WC-N1750	15.3	
115-WC-S0475	115-WC-S0475	4.8	
115-WC-N1720	115-WC-N1720	6.8	J
115-WC-N1690	115-WC-N1690	9.4	J
115-WC-S5040	115-WC-S5040	8.3	
115-WC-S0510	115-WC-S0510	7.3	J
115-WC-S0510D	115-WC-S0510D	8.1	J

CERTIFICATE OF SERVICE

I, David J. Sheehan, certify that on August 21, 2007 I caused copies of the Declaration Confirming Excavation at Study Area 7 to be served electronically upon the following parties: :

Edward Lloyd, Esq.
Columbia Law School
435 West 116th Street
Room 831
New York, NY 10027
elloyd@tpmlaw.com

Kevin J. Coakley, Esq.
Liza M. Walsh, Esq.
Connell Foley LLP
85 Livingston Avenue
Roseland, New Jersey 07068

Bruce J. Terris, Esq.
Kathleen L. Millian, Esq.
Terris, Pravlik & Millian, LLP
1121 Twelfth Street, NW
Washington, DC 20005

Dated: August 21, 2007

David J. Sheehan, Esq. (DS 4818)

INTERFAITH COMMUNITY ORGANIZATION, et al., Plaintiff(s). vs. HONEYWELL INTERNATIONAL INC., et al., Defendant(s).	UNITED STATES DISTRICT COURT DISTRICT OF NEW JERSEY Civil Action No. 95-2097 (DMC) **DECLARATION CONFIRMING EXCAVATION AT STUDY AREA 7**

We, the undersigned declare as follows:

1. William Hague is the Director of Construction for Honeywell's Study Area 7 Field Operations. Mr. Hague is a licensed professional engineer in the State of New Jersey. Mr. Hague has direct responsibility on behalf of Honeywell International for the management of construction activities at Study Area 7 related to the implementation of the Court's June 30, 2003 Final Judgment, including the excavation, transportation, disposal, and treatment of COPR and materials at Study Area 7 to the extent that such materials contain hexavalent chromium at levels exceeding 240 ppm ("COPR Materials").

2. To implement the Court's June 30, 2003 Final Judgment, Honeywell retained Mueser Rutledge Engineers ("MRCE") to design the construction activities related to the excavation of the COPR Materials. MRCE is the engineer of record for the design and implementation of construction activities related to the excavation of COPR Materials from Study Area 7. Mr. Peter W. Deming is a licensed professional engineer in the Sta e

of New Jersey, a partner at MRCE, and is the engineer at MRCE with primary responsibility for design activities at the Study Area 7 Site, including Record Drawings for the implementation of the Court's Final Judgment.

3. Full scale excavation of COPR Materials began on April 3, 2006. For planning and implementation purposes, the excavation has been subdivided into numerous quality control zones. These quality control zones are shown on Exhibit A. Between April 1, 2007 and June 30, 2007, COPR Materials were excavated and the field and sampling procedures described in paragraphs 4-6 below were conducted for the following quality control zones shown on Exhibit A: A20C, A21C, A22C, A23C, A24C, B20C, B21C, B22C, B23C, B24C, C20C1, C21C, C22C, C23C, C24C, D21C, D22C, and D23C (the "excavated quality control zones").

4. As demonstrated by field reports prepared by MRCE engineers which have been submitted to the Special Master periodically, the bottom (and, to the extent that a quality control zone borders the perimeter barrier wall, the perimeter side as well) of each excavated quality control zone was visually inspected by personnel from MRCE for the remaining presence of COPR Materials. Except as set forth below in Paragraph 6, to the extent that field reports indicated that any COPR Material was observed, Honeywell contractors conducted further removal activities until MRCE inspectors were satisfied upon visual inspection that the COPR Materials had been removed. The quality control zone was then sampled in accordance with Paragraph 5, below.

5. Under the 100% Design and approved workplans, Honeywell conducted confirmation sampling of the bottom of the excavation in the excavated quality control zones. Samples of final subgrade were collected and sent to an independent laboratory to confirm that subgrade materials remaining in place contain less than 240 ppm hexavalent chromium. Honeywell then submitted all of the results received from the laboratory for third party validation. The table set forth in Exhibit B lists each sample location and provides the validated sample result for hexavalent chromium at that location. No validated sample for any of the sample locations listed on Exhibit B exceeded 240 ppm hexavalent chromium.

6. Some field observations indicated that COPR Materials might remain trapped between the sheetpile and the perimeter barrier wall in areas (a) S 5+65 to S 6+95 and (b) N 16+80 to N 15+70 ("trapped COPR Materials"). MRCE personnel conducted visual inspections of the sheetpile in the excavated quality control zones shown in Exhibit A. Sheetpile was removed in areas (a) S 5+65 to S 6+95 and (b) N 16+80 to N 15+70 when MRCE field observations indicated the possible presence of trapped COPR Materials. After the removal of the sheetpile, Honeywell contractors scraped, collected, and removed exposed trapped COPR Materials and uncontaminated SCB backfill from the perimeter barrier wall face. The excavation wall was again inspected by personnel from MRCE for the remaining presence of COPR Materials and additional scraping, collection, and removal was conducted until MRCE inspectors were satisfied upon visual inspection that the COPR Materials had been removed. Confirmation samples were then taken from the perimeter barrier wall in these locations (every 30 feet or less).

Additionally, in those areas where the removal of trapped COPR Materials occurred afte the confirmatory sampling described in Paragraph 5, confirmation samples were also taken from the final subgrade surface (every 60 feet). Exhibit C is a table of the validate[laboratory results with respect to these confirmatory samples. No validated sample for any of the sample locations listed on Exhibit C exceeded 240 ppm hexavalent chromium

7. Based on our professional experience, the data and information set forth in and attached to this Declaration, and our supervision of the Study Area 7 construction activities, we believe that all COPR Materials have been removed from the excavated quality control zones identified in Paragraph 3 and areas on the perimeter barrier wall face identified in Paragraph 6 as required by the Court's Final Judgment.

8. We certify that the foregoing is true and correct to the best of our respective knowledge.

William Hague

Dated 8/3/07

Peter W. Deming

Dated 8/1/07

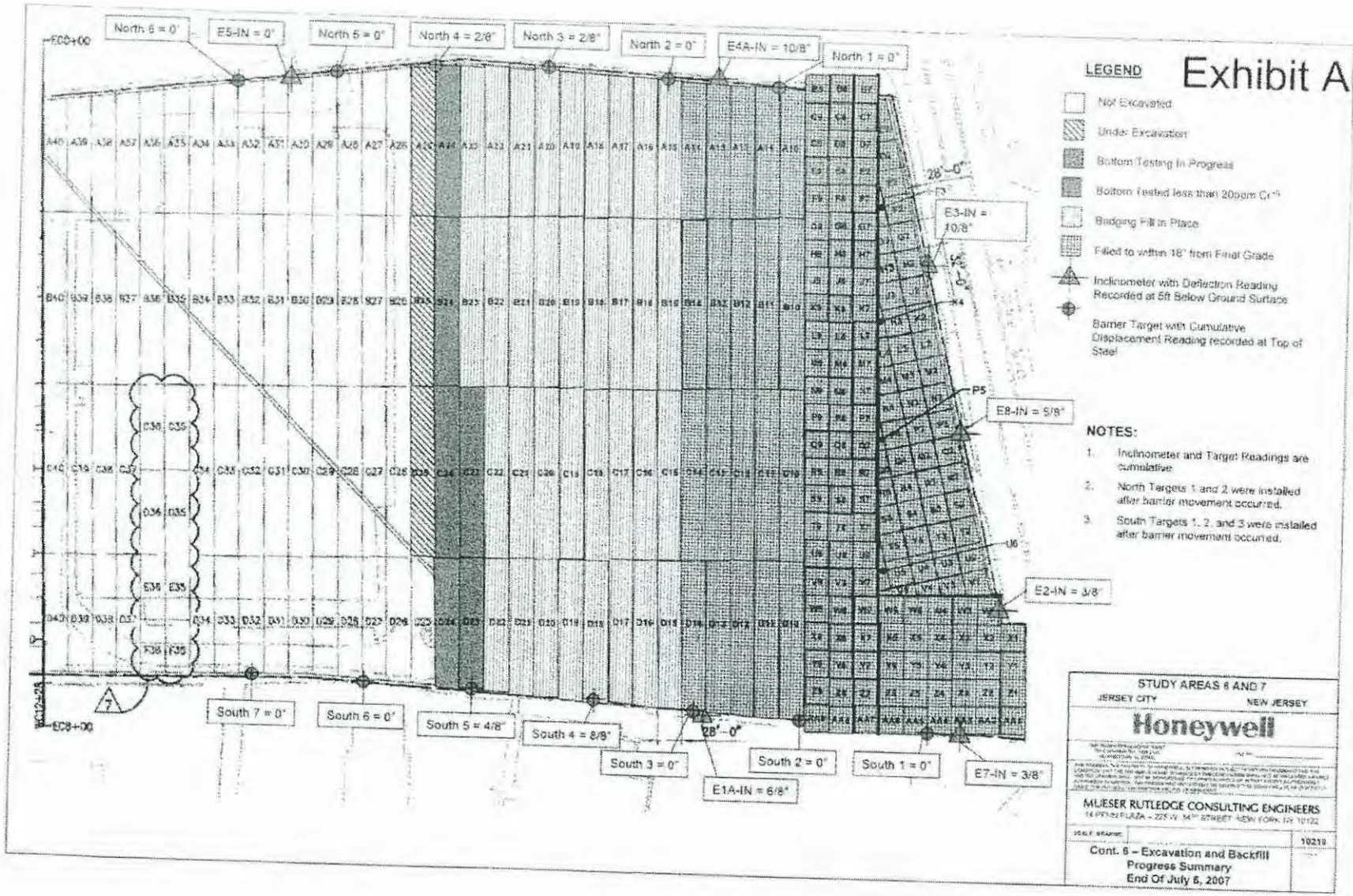
Exhibit A
LEGEND
Not Excavated
Under Excavation
Bottom Testing In Progress
Bottom Tested less than 20psm Cr^6
Bridging Fill in Place
Filled to within 18" from Final Grade
Inclinometer with Deflection Reading Recorded at 5ft Below Ground Surface
Barrier Target with Cumulative Displacement Reading recorded at Top of Steel
NOTES:
1. Inclinometer and Target Readings are cumulative.
2. North Targets 1 and 2 were installed after barrier movement occurred.
3. South Targets 1, 2, and 3 were installed after barrier movement occurred.
North 6 = 0"
E5-IN = 0"
North 5 = 0"
North 4 = 2/8"
North 3 = 2/8"
North 2 = 0"
E4A-IN = 10/8"
North 1 = 0"
E3-IN = 10/8"
E8-IN = 5/8"
E2-IN = 3/8"
E7-IN = 3/8"
South 7 = 0"
South 6 = 0"
South 5 = 4/8"
South 4 = 8/8"
South 3 = 0"
South 2 = 0"
South 1 = 0"
E1A-IN = 6/8"
28'-0"
EC0+00
EC8+00
STUDY AREAS 6 AND 7
JERSEY CITY
NEW JERSEY
Honeywell
MUESER RUTLEDGE CONSULTING ENGINEERS
Cont. 6 – Excavation and Backfill
Progress Summary
End Of July 6, 2007
10218

Honeywell

Exhibit B

POST-EXCAVATION CONFIRMATORY SAMPLING RESULTS

Honeywell Study Area 7
Validated Data as of June 30, 2007

Confirmatory Sample ID	Hex Cr (mg/kg)			Northing	Easting	Elevation
115-CF-C20C1	115-CF-C20C1	9.6	U	684822.400	603060.859	-3.67
115-CF-B20C	115-CF-B20C	6.7	U	684982.768	603179.656	-3.503
115-CF-A20C	115-CF-A20C	9.1	U	685134.879	603290.614	-3.75
115-CF-A21C	115-CF-A21C	8.9	U	685149.622	603270.698	-4.018
115-CF-B21C	115-CF-B21C	6.5	U	685000.426	603157.507	-3.93
115-CF-C21C	115-CF-C21C	7.8	U	684839.308	603038.831	-3.59
115-CF-D21C	115-CF-D21C	8.2	U	684694.822	602933.370	-4.20
115-CF-D22C	115-CF-D22C	1.9	U	684713.175	602911.827	-4.24
115-CF-C22C	115-CF-C22C	1.8	U	684855.040	603016.077	-3.42
115-CF-B22C	115-CF-B22C	1.7	U	685014.041	603134.087	-3.858
115-CF-A22C	115-CF-A22C	5.9	U	685167.240	603244.867	-3.845
115-CF-D23C	115-CF-D23C	7.4	U	684730.569	602888.428	-4.45
115-CF-C23C	115-CF-C23C	6.2	U	684871.685	602993.154	-3.52
115-CF-B23C	115-CF-B23C	6	U	685033.306	603112.368	-4.25
115-CF-A23C	115-CF-A23C	16	U	685186.211	603255.868	-4.205
115-CF-A24C	115-CF-A24C	10	U	685203.362	603203.098	-6.499
115-CF-B24C	115-CF-B24C	6.7	U	685050.759	603088.679	-4.727
115-CF-C24C	115-CF-C24C	9.8	U	684888.212	602970.974	-5.21

Honeywell

Exhibit C

BARRIER WALL AND BOTTOM OF EXCAVATION AT WALL EDGE CONFIRMATORY SAMPLING RESULTS

Honeywell Study Area 7
Validated Data as of June 30, 2007

Confirmatory Sample ID	Validated Results (mg/kg)	Hex Cr	
115-WC-N1600	115-WC-N1600	6.8	
115-WC-N1600D	115-WC-N1600D	5.7	
115-WC-N1630-1	115-WC-N1630-1	14.5	
115-WC-N1660	115-WC-N1660	17.7	
115-WC-S0595	115-WC-S0595	5.3	J
115-WC-S0625	115-WC-S0625	4	J
115-WC-S0655	115-WC-S0655	1.4	U
115-WC-S0685	115-WC-S0685	3.3	J
115-CF-STAS1640	115-CF-STAS1640	12	U
115-CF-STAS0635	115-CF-STAS0635	5.9	U

CERTIFICATE OF SERVICE

I, David J. Sheehan, certify that on August 21, 2007 I caused copies of the Declaration Confirming Excavation at Study Area 7 to be served electronically upon the following parties: :

Edward Lloyd, Esq.
Columbia Law School
435 West 116th Street
Room 831
New York, NY 10027
elloyd@tpmlaw.com

Kevin J. Coakley, Esq.
Liza M. Walsh, Esq.
Connell Foley LLP
85 Livingston Avenue
Roseland, New Jersey 07068

Bruce J. Terris, Esq.
Kathleen L. Millian, Esq.
Terris, Pravlik & Millian, LLP
1121 Twelfth Street, NW
Washington, DC 20005

Dated: August 21, 2007

David J. Sheehan, Esq. (DS 4818)

INTERFAITH COMMUNITY ORGANIZATION, et al., Plaintiff(s), vs. HONEYWELL INTERNATIONAL INC., et al., Defendant(s).	UNITED STATES DISTRICT COURT DISTRICT OF NEW JERSEY Civil Action No. 95-2097 (DMC) **DECLARATION CONFIRMING EXCAVATION AT STUDY AREA 7**

We, the undersigned declare as follows:

1. William Hague is the Director of Construction for Honeywell's Study Area 7 Field Operations. Mr. Hague is a licensed professional engineer in the State of New Jersey. Mr. Hague has direct responsibility on behalf of Honeywell International for the management of construction activities at Study Area 7 related to the implementation of the Court's June 30, 2003 Final Judgment, including the excavation, transportation, disposal, and treatment of COPR and materials at Study Area 7 to the extent that such materials contain hexavalent chromium at levels exceeding 240 ppm ("COPR Materials").

2. To implement the Court's June 30, 2003 Final Judgment, Honeywell retained Mueser Rutledge Engineers ("MRCE") to design the construction activities related to the excavation of the COPR Materials. MRCE is the engineer of record for the design and implementation of construction activities related to the excavation of COPR Materials from Study Area 7. Mr. Peter W. Deming is a licensed professional engineer in the State

of New Jersey, a partner at MRCE, and is the engineer at MRCE with primary responsibility for design activities at the Study Area 7 Site, including Record Drawings for the implementation of the Court's Final Judgment.

3. Full scale excavation of COPR Materials began on April 3, 2006. For planning and implementation purposes, the excavation has been subdivided into numerous quality control zones. These quality control zones are shown on Exhibit A. Between July 1, 2007 and September 30, 2007, COPR Materials were excavated and the field and sampling procedures described in paragraphs 4-6 below were conducted for the following quality control zones shown on Exhibit A: **A25C, A26C, A27C, A28C, A29C, B25C, B26C, B27C, B28C, B29C, C25C, C26C, C27C, D24C, D25C, D26C, D27C, BH1N, BH1S, BH2N, and BH2S**. (the "excavated quality control zones").

4. As demonstrated by field reports prepared by MRCE engineers which have been submitted to the Special Master periodically, the bottom (and, to the extent that a quality control zone borders the perimeter barrier wall, the perimeter side as well) of each excavated quality control zone was visually inspected by personnel from MRCE for the remaining presence of COPR Materials. Except as set forth below in Paragraph 6, to the extent that field reports indicated that any COPR Material was observed, Honeywell contractors conducted further removal activities until MRCE inspectors were satisfied upon visual inspection that the COPR Materials had been removed. The quality control zone was then sampled in accordance with Paragraph 5, below.

5. Under the 100% Design and approved workplans, Honeywell conducted confirmation sampling of the bottom of the excavation in the excavated quality control zones. Samples of final subgrade were collected and sent to an independent laboratory to confirm that subgrade materials remaining in place contain less than 240 ppm hexavalent chromium. Honeywell then submitted all of the results received from the laboratory for third party validation. The table set forth in Exhibit B lists each sample location and provides the validated sample result for hexavalent chromium at that location. No validated sample for any of the sample locations listed on Exhibit B exceeded 240 ppm hexavalent chromium.

6. Some field observations indicated that COPR Materials might remain trapped between the sheetpile and the perimeter barrier wall in areas (a) **S6+95 to S7+53 and (b) N15+70 to N14+00** ("trapped COPR Materials"). MRCE personnel conducted visual inspections of the sheetpile in the excavated quality control zones shown in Exhibit A. Sheetpile was removed in areas (a) **S6+95 to S7+53 and (b) N15+70 to N14+00** where MRCE field observations indicated the possible presence of trapped COPR Materials. After the removal of the sheetpile, Honeywell contractors scraped, collected, and removed exposed trapped COPR Materials and uncontaminated SCB backfill from the perimeter barrier wall face. The excavation wall was again inspected by personnel from MRCE for the remaining presence of COPR Materials and additional scraping, collection, and removal was conducted until MRCE inspectors were satisfied upon visual inspection that the COPR Materials had been removed. Confirmation samples were then taken from the perimeter barrier wall in these locations (every 30 feet or less). Additionally, in those

areas where the removal of trapped COPR Materials occurred after the confirmatory sampling described in Paragraph 5, confirmation samples were also taken from the final subgrade surface (every 60 feet). Exhibit C is a table of the validated laboratory results with respect to these confirmatory samples. No validated sample for any of the sample locations listed on Exhibit C exceeded 240 ppm hexavalent chromium.

7. Based on our professional experience, the data and information set forth in and attached to this Declaration, and our supervision of the Study Area 7 construction activities, we believe that all COPR Materials have been removed from the excavated quality control zones identified in Paragraph 3 and areas on the perimeter barrier wall face identified in Paragraph 6 as required by the Court's Final Judgment.

8. We certify that the foregoing is true and correct to the best of our respective knowledge.

William Hague

Dated 11/5/07

Peter W. Deming

Dated 11/1/07

Exhibit A

Excavation Quality Control (QC) Zone Figures

Excavation and Backfill Progress Summary
Main Excavation Area
Bulkhead Excavation Area

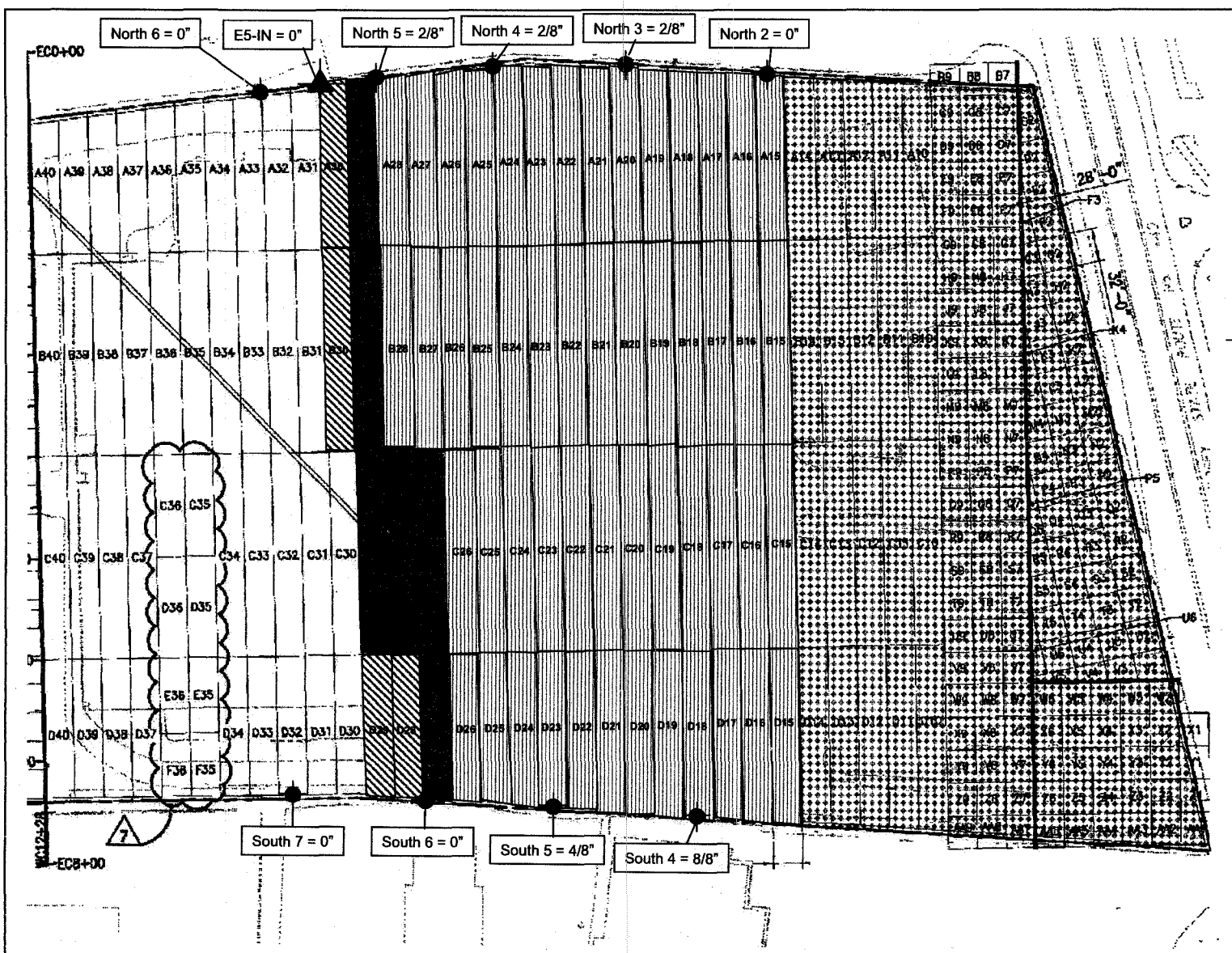

LEGEND

- Not Excavated
- Under Excavation
- Bottom Testing In Progress
- Bottom Tested less than 20ppm Cr^{+6}
- Bridging Fill In Place
- Filled to within 18" from Final Grade
- Finished Grade
- Inclinometer with Deflection Reading Recorded at 5ft Below Ground Surface
- Barrier Target with Cumulative Displacement Reading recorded at Top of Steel

NOTES:

1. Inclinometer and Target Readings are cumulative.
2. North Target 2 was installed after barrier movement occurred.

STUDY AREAS 6 AND 7

JERSEY CITY **NEW JERSEY**

Honeywell

EMS ENGINEERING DEPARTMENT
101 COLUMBIA RD BOX 2105
MORRISTOWN, NJ 07962

FILE NO.

THIS DRAWING, THE PROPERTY OF HONEYWELL, IS FURNISHED SUBJECT TO RETURN ON DEMAND AND THE CONDITION THAT THE INFORMATION AND TECHNOLOGY EMBODIED HEREIN SHALL NOT BE DISCLOSED OR USED AND THE DRAWING SHALL NOT BE REPRODUCED OR COPIED IN WHOLE OR IN PART EXCEPT AS PREVIOUSLY AUTHORIZED IN WRITING. ANY PERSON WHO MAY RECEIVE OR OBSERVE THIS DESIGN WILL BE HELD STRICTLY LIABLE FOR ANY VIOLATION WHETHER WILLFUL OR NEGLIGENT

MUESER RUTLEDGE CONSULTING ENGINEERS
14 PENN PLAZA – 225 W. 34TH STREET, NEW YORK NY 10122

SCALE: GRAPHIC | 10210

Cont. 6 – Excavation and Backfill Progress Summary End Of October 5, 2007

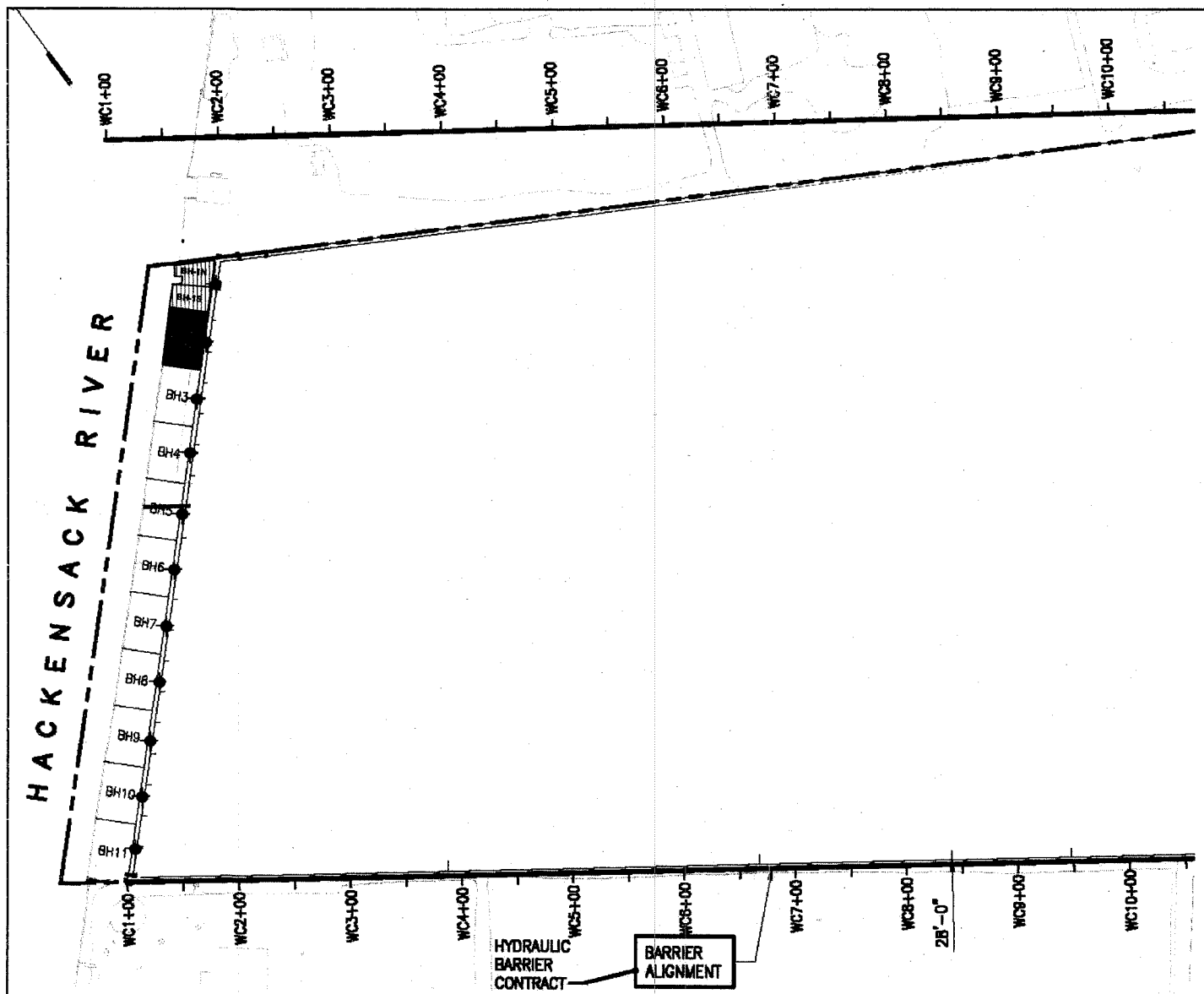

LEGEND

- Not Excavated
- Under Excavation
- Bottom Testing In Progress
- Bottom Tested less than 240ppm Cr^{+6}
- Backfill In Progress
- Filled to within 18" from Final Grade

STUDY AREAS 6 AND 7

JERSEY CITY NEW JERSEY

Honeywell

MUESER RUTLEDGE CONSULTING ENGINEERS
14 PENN PLAZA – 225 W. 34TH STREET, NEW YORK NY 10122

SCALE: GRAPHIC

10210

Bulkhead Excavation and Backfill Progress Summary End Of September, 2007

Exhibit B

Validated Hexavalent Chromium QC Zone Confirmatory Sample Results

Post Excavation Confirmatory Sampling Results

Honeywell

POST-EXCAVATION CONFIRMATORY SAMPLING RESULTS

Honeywell Study Area 7
Validated Data as of September 30, 2007

Confirmatory Sample ID	Hex Cr (mg/kg)			Northing	Easting	Elevation
115-CF-D24C	115-CF-D24C	5.9	U	684746.779	602867.585	-4.23
115-CF-A25C	115-CF-A25C	1.1	U	685214.055	603181.027	-6.971
115-CF-A25CD	115-CF-A25CD	1.2	U	685065.654	603066.825	-4.963
115-CF-B25C	115-CF-B25C	7.7	U	684902.679	602948.257	-5.80
115-CF-C25C	115-CF-C25C	10	U	684764.980	602846.828	-4.29
115-CF-D25C	115-CF-D25C	12.3	J	685234.617	603156.145	-7.5
115-CF-A26C1	115-CF-A26C1	1	U	685233.701	603154.664	-5.644
115-CF-B26C1	115-CF-B26C1	9	U	685082.478	603044.220	-5.234
115-CF-C26C	115-CF-C26C	11	U	684921.268	602926.810	-6.02
115-CF-D26C	115-CF-D26C	3.4	J	684782.410	602824.529	-4.16
115-CF-A27C	115-CF-A27C	0.98	U	685249.201	603131.506	-7.846
115-CF-B27C	115-CF-B27C	8.2	U	685099.975	603022.534	-7.154
115-CF-C27C	115-CF-C27C	12	U	684938.696	602903.437	-6.19
115-CF-BH1N	115-CF-BH1N	16.5	J	686036.905	601938.208	-0.595
115-CF-D27C	115-CF-D27C	5.6	U	684805.673	602804.319	-5.147
115-CF-BH1S	115-CF-BH1S	27.9		686009.108	601910.702	-0.8
115-CF-A28C	115-CF-A28C	1.2	U	685246.502	603108.605	-7.674
115-CF-A29C	115-CF-A29C	0.95	U	685280.301	603085.046	-7.51
115-CF-B28C	115-CF-B28C	1.3	U	685115.857	602999.451	-7.338
115-CF-B29C	115-CF-B29C	1.3	U	685132.245	602976.745	-7.384
115-CF-BH2N	115-CF-BH2N	30.6		685981.007	601877.612	0.058
115-CF-BH2S	115-CF-BH2S	21.2		685966.787	601862.758	-0.311
115-CF-STAN1550	115-CF-STAN1550	0.95	UJ			
115-CF-STAS0745	115-CF-STAS0745	8.5	U			
115-CF-STAN1450	115-CF-STAN1450	0.93	U			
115-CF-STAN1420	115-CF-STAN1420	1.2	U			

Exhibit C

Barrier Wall Confirmatory Sampling Results

Honeywell

BARRIER WALL CONFIRMATORY SAMPLING RESULTS

Honeywell Study Area 7
Validated Data as of September 30, 2007

Confirmatory Sample ID	Validated Results Hex Cr (mg/kg)		
115-WC-S0655	115-WC-S0655	1.4	U
115-WC-S0685	115-WC-S0685	3.3	J
115-WC-N1570	115-WC-N1570	6.5	J
115-WC-N1540	115-WC-N1540	18	J
115-WC-N1510	115-WC-N1510	6.8	J
115-WC-S0715	115-WC-S0715	4.2	J
115-WC-N1480	115-WC-N1480	25.2	
115-WC-N1450	115-WC-N1450	5.2	J
115-WC-S0745	115-WC-S0745	8.6	J
115-WC-N1420	115-WC-N1420	11.2	
115-WC-N1420D	115-WC-N1420D	18.3	

INTERFAITH COMMUNITY ORGANIZATION, et al., Plaintiff(s), vs. HONEYWELL INTERNATIONAL INC., et al., Defendant(s).	UNITED STATES DISTRICT COURT DISTRICT OF NEW JERSEY Civil Action No. 95-2097 (DMC) **DECLARATION CONFIRMING EXCAVATION AT STUDY AREA 7**

We, the undersigned declare as follows:

1. William Hague is the Director of Construction for Honeywell's Study Area 7 Field Operations. Mr. Hague is a licensed professional engineer in the State of New Jersey. Mr. Hague has direct responsibility on behalf of Honeywell International for the management of construction activities at Study Area 7 related to the implementation of the Court's June 30, 2003 Final Judgment, including the excavation, transportation, disposal, and treatment of COPR and materials at Study Area 7 to the extent that such materials contain hexavalent chromium at levels exceeding 240 ppm ("COPR Materials").

2. To implement the Court's June 30, 2003 Final Judgment, Honeywell retained Mueser Rutledge Engineers ("MRCE") to design the construction activities related to the excavation of the COPR Materials. MRCE is the engineer of record for the design and implementation of construction activities related to the excavation of COPR Materials from Study Area 7. Mr. Peter W. Deming is a licensed professional engineer in the State

of New Jersey, a partner at MRCE, and is the engineer at MRCE with primary responsibility for design activities at the Study Area 7 Site, including Record Drawings for the implementation of the Court's Final Judgment.

3. Full scale excavation of COPR Materials began on April 3, 2006. For planning and implementation purposes, the excavation has been subdivided into numerous quality control zones. These quality control zones are shown on Exhibit A. Between October 1, 2007 and December 31, 2007, COPR Materials were excavated and the field and sampling procedures described in paragraphs 4-6 below were conducted for the following quality control zones shown on Exhibit A: C28CD, C28C, C29C, BH3N, BH3S, D28C, D29C, BH4N, BH4S, BH5N, BH5S, C30C, D30C, BH6N, BH6S, BH7N, BH7S, A31C, B30C1, B31C, BH8N, BH8S, A30C1, C31C, D31C, BH91, BH92, BH93, BH94, BH95, BH96, A32C, B32C, BH101, BH102, BH103, BH104, BH105, BH106, C32C, D32C, D32CD, and A33C. (the "excavated quality control zones").

4. As demonstrated by field reports prepared by MRCE engineers which have been submitted to the Special Master periodically, the bottom (and, to the extent that a quality control zone borders the perimeter barrier wall, the perimeter side as well) of each excavated quality control zone was visually inspected by personnel from MRCE for the remaining presence of COPR Materials. Except as set forth below in Paragraph 6, to the extent that field reports indicated that any COPR Material was observed, Honeywell contractors conducted further removal activities until MRCE inspectors were satisfied

upon visual inspection that the COPR Materials had been removed. The quality control zone was then sampled in accordance with Paragraph 5, below.

5. Under the 100% Design and approved workplans, Honeywell conducted confirmation sampling of the bottom of the excavation in the excavated quality control zones. Samples of final subgrade were collected and sent to an independent laboratory to confirm that subgrade materials remaining in place contain less than 240 ppm hexavalent chromium. Honeywell then submitted all of the results received from the laboratory for third party validation. The table set forth in Exhibit B lists each sample location and provides the validated sample result for hexavalent chromium at that location. No validated sample for any of the sample locations listed on Exhibit B exceeded 240 ppm hexavalent chromium.

6. Some field observations indicated that COPR Materials might remain trapped between the sheetpile and the perimeter barrier wall in area (a) **S7+53 to S8+50** ("trapped COPR Materials"). MRCE personnel conducted visual inspections of the sheetpile in the excavated quality control zones shown in Exhibit A. Sheetpile was removed in area (a) **S7+53 to S8+50** where MRCE field observations indicated the possible presence of trapped COPR Materials. After the removal of the sheetpile, Honeywell contractors scraped, collected, and removed exposed trapped COPR Materials and uncontaminated SCB backfill from the perimeter barrier wall face. The excavation wall was again inspected by personnel from MRCE for the remaining presence of COPR Materials and additional scraping, collection, and removal was conducted until MRCE inspectors were

satisfied upon visual inspection that the COPR Materials had been removed. Confirmation samples were then taken from the perimeter barrier wall in these locations (every 30 feet or less). Additionally, in those areas where the removal of trapped COPR Materials occurred after the confirmatory sampling described in Paragraph 5, confirmation samples were also taken from the final subgrade surface (every 60 feet). Exhibit C is a table of the validated laboratory results with respect to these confirmatory samples. No validated sample for any of the sample locations listed on Exhibit C exceeded 240 ppm hexavalent chromium.

7. Based on our professional experience, the data and information set forth in and attached to this Declaration, and our supervision of the Study Area 7 construction activities, we believe that all COPR Materials have been removed from the excavated quality control zones identified in Paragraph 3 and areas on the perimeter barrier wall face identified in Paragraph 6 as required by the Court's Final Judgment.

8. We certify that the foregoing is true and correct to the best of our respective knowledge.

William Hague

Dated 1/31/08

Peter W. Deming

Dated 1/30/08

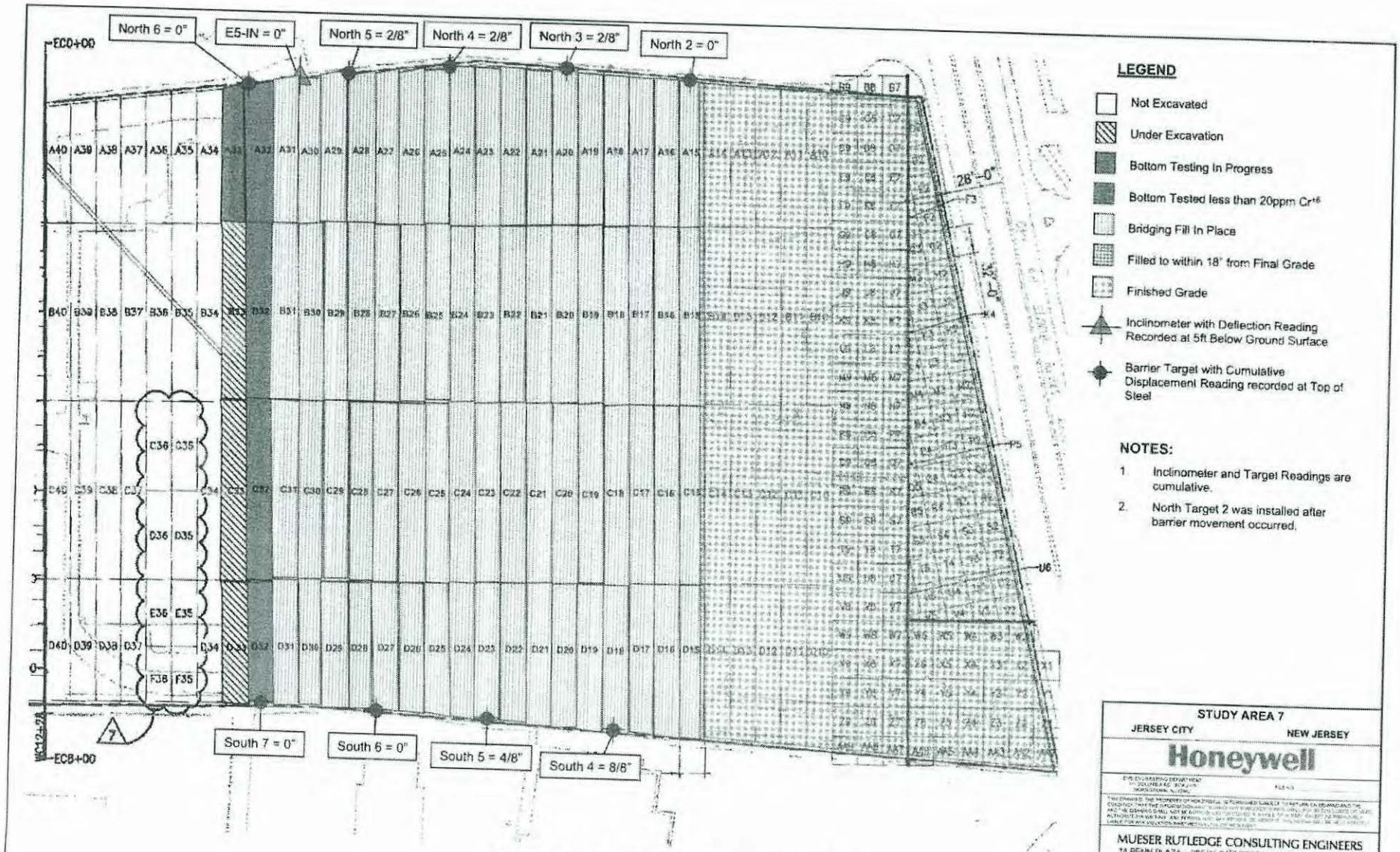

Exhibit A Excavation Subsurface

Exhibit A Bulkhead Excavation Subsurface

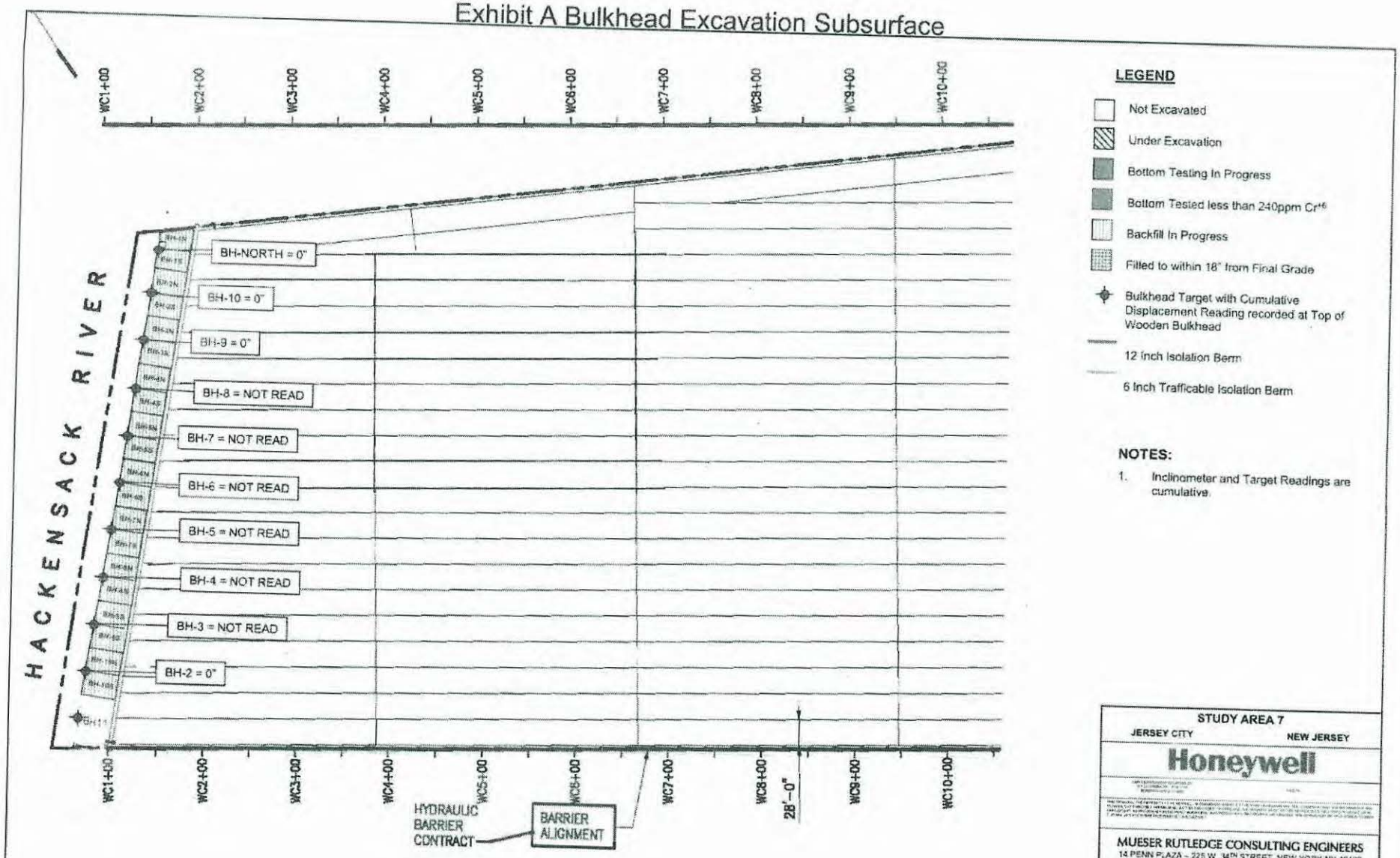

LEGEND

- Not Excavated
- Under Excavation
- Bottom Testing In Progress
- Bottom Tested less than 240ppm Cr^{+6}
- Backfill In Progress
- Filled to within 18" from Final Grade
- Bulkhead Target with Cumulative Displacement Reading recorded at Top of Wooden Bulkhead
- 12 inch Isolation Berm
- 6 Inch Trafficable Isolation Berm

NOTES:

1. Inclinometer and Target Readings are cumulative.

STUDY AREA 7

JERSEY CITY NEW JERSEY

Honeywell

MUESER RUTLEDGE CONSULTING ENGINEERS
14 PENN PLAZA – 225 W. 34TH STREET, NEW YORK NY 10122

10210

Bulkhead Excavation and Backfill Progress Summary End Of December 31, 2007

Honeywell

POST-EXCAVATION CONFIRMATORY SAMPLING RESULTS
Exhibit B
Honeywell Study Area 7
Validated Data as of December 31, 2007

Confirmatory Sample ID	Hex Cr (mg/kg)			Northing	Easting	Elevation
115-CF-C28CD	115-CF-C28CD	11	U	684954.730	602881.512	-6.69
115-CF-C28C	115-CF-C28C	9.6	U	684954.730	602881.512	-6.69
115-CF-C29C	115-CF-C29C	9	U	684971.232	602857.328	-6.89
115-CF-BH3N	115-CF-BH3N	36.3		685939.287	601835.576	0.051
115-CF-BH3S	115-CF-BH3S	19.9		685931.270	601818.394	-0.175
115-CF-D28C	115-CF-D28C	8.2	U	684817.664	602780.237	-5.491
115-CF-D29C	115-CF-D29C	13	U	684835.014	602758.550	-6.244
115-CF-BH4N	115-CF-BH4N	22.7	J	685904.266	601800.726	-0.129
115-CF-BH4S	115-CF-BH4S	18.4	J	685894.572	601787.321	-0.541
115-CF-BH5N	115-CF-BH5N	36.4	J	685867.240	601757.240	-0.525
115-CF-BH5S	115-CF-BH5S	25.3	J	685852.340	601746.330	-0.154
115-CF-C30C	115-CF-C30C	12	U	684987.666	602835.839	-6.61
115-CF-D30C	115-CF-D30C	11	U	684851.447	602736.079	-6.439
115-CF-BH6N	115-CF-BH6N	14.5		685835.964	601727.205	-1.309
115-CF-BH6S	115-CF-BH6S	46.9		685832.022	601722.304	-1.639
115-CF-BH7N	115-CF-BH7N	31.8		685810.185	601695.575	-2.118
115-CF-BH7S	115-CF-BH7S	20.9		685801.258	601681.906	-1.981
115-CF-A31C	115-CF-A31C	9.6	U	685310.806	603038.419	-6.499
115-CF-B30C1	115-CF-B30C1	4.9	U	685149.444	602953.669	-7.422
115-CF-B31C	115-CF-B31C	6.5	U	685155.771	602934.763	-7.649
115-CF-BH8N	115-CF-BH8N	14.2		685778.762	601667.899	-2.174
115-CF-BH8S	115-CF-BH8S	15.5		685852.340	601746.330	-0.154
115-CF-A30C1	115-CF-A30C1	9.8	U	685295.454	603061.737	-6.916
115-CF-C31C	115-CF-C31C	11	U	685003.197	602814.947	-6.89
115-CF-D31C	115-CF-D31C	11	U	684868.774	602713.796	-6.461
115-CF-BH91	115-CF-BH91	9.8		685752.415	601642.926	-2.01
115-CF-BH92	115-CF-BH92	19.9		685748.653	601638.537	-2.501
115-CF-BH93	115-CF-BH93	34.6		685744.327	601629.901	-2.579
115-CF-BH94	115-CF-BH94	21.7		685734.624	601625.876	-2.556
115-CF-BH95	115-CF-BH95	19.4		685734.960	601617.485	-2.914
115-CF-BH96	115-CF-BH96	28.7		685728.498	601614.472	-3.164
115-CF-A32C	115-CF-A32C	10	UJ	685357.622	603038.005	-6.391
115-CF-B32C	115-CF-B32C	11	U	685182.005	602909.119	-7.123
115-CF-BH101	115-CF-BH101	45.6		685715.805	601598.201	-5.224
115-CF-BH102	115-CF-BH102	36.8		685714.890	601592.572	-5.657
115-CF-BH103	115-CF-BH103	42.2		685706.331	601594.916	-5.617
115-CF-BH104	115-CF-BH104	32.2		685708.420	601586.393	-5.645
115-CF-BH105	115-CF-BH105	113		685700.111	601589.507	-5.563
115-CF-BH106	115-CF-BH106	26		685703.605	601580.260	-5.597
115-CF-C32C	115-CF-C32C	11	U	685020.951	602790.745	-6.63
115-CF-D32C	115-CF-D32C	12	U	684885.433	602691.463	-6.978
115-CF-D32CD	115-CF-D32CD	12	U	684885.433	602691.463	-6.978
115-CF-A33C	115-CF-A33C	12	U	685341.542	602991.556	-6.802

Honeywell

PERIMETER BARRIER AND SUBGRADE CONFIRMATORY SAMPLING RESULTS
Exhibit C
Honeywell Study Area 7
Validated Data as of December 31, 2007

Confirmatory Sample ID	Validated Results Cr (mg/kg)		Hex
115-WC-S0775-1	115-WC-S0775-1	3.7	
115-WC-S0805	115-WC-S0805	2.2	
115-WC-S0835	115-WC-S0835	1.2	U
115-CF-STAS0805	115-CF-STAS0805	6.9	U

INTERFAITH COMMUNITY ORGANIZATION, et al., Plaintiff(s), vs. HONEYWELL INTERNATIONAL INC., et al., Defendant(s).	UNITED STATES DISTRICT COURT DISTRICT OF NEW JERSEY Civil Action No. 95-2097 (DMC) **DECLARATION CONFIRMING** **EXCAVATION AT STUDY AREA 7**

We, the undersigned declare as follows:

1. William Hague is the Director of Construction for Honeywell's Study Area 7 Field Operations. Mr. Hague is a licensed professional engineer in the State of New Jersey. Mr. Hague has direct responsibility on behalf of Honeywell International for the management of construction activities at Study Area 7 related to the implementation of the Court's June 30, 2003 Final Judgment, including the excavation, transportation, disposal, and treatment of COPR and materials at Study Area 7 to the extent that such materials contain hexavalent chromium at levels exceeding 240 ppm ("COPR Materials").

2. To implement the Court's June 30, 2003 Final Judgment, Honeywell retained Mueser Rutledge Engineers ("MRCE") to design the construction activities related to the excavation of the COPR Materials. MRCE is the engineer of record for the design and implementation of construction activities related to the excavation of COPR Materials from Study Area 7. Mr. Peter W. Deming is a licensed professional engineer in the State

of New Jersey, a partner at MRCE, and is the engineer at MRCE with primary responsibility for design activities at the Study Area 7 Site, including Record Drawings for the implementation of the Court's Final Judgment.

3. Full scale excavation of COPR Materials began on April 3, 2006. For planning and implementation purposes, the excavation has been subdivided into numerous quality control zones. These quality control zones are shown on Exhibit A. Between **January 1, 2008 and March 31, 2008**, COPR Materials were excavated and the field and sampling procedures described in paragraphs 4-6 below were conducted for the following quality control zones shown on Exhibit A: **B33C, C33C, D33C, BH111, BH112, BH113, BH114, BH115, BH116, A34C, B34C, B34CD, C34C, A35C, A36C, D34C, B35C, B36C, C35C, C36C, D35C, D36C, D37C, C37C, and B37C** . (the "excavated quality control zones").

4. As demonstrated by field reports prepared by MRCE engineers which have been submitted to the Special Master periodically, the bottom (and, to the extent that a quality control zone borders the perimeter barrier wall, the perimeter side as well) of each excavated quality control zone was visually inspected by personnel from MRCE for the remaining presence of COPR Materials. Except as set forth below in Paragraph 6, to the extent that field reports indicated that any COPR Material was observed, Honeywell contractors conducted further removal activities until MRCE inspectors were satisfied upon visual inspection that the COPR Materials had been removed. The quality control zone was then sampled in accordance with Paragraph 5, below.

5. Under the 100% Design and approved workplans, Honeywell conducted confirmation sampling of the bottom of the excavation in the excavated quality control zones. Samples of final subgrade were collected and sent to an independent laboratory to confirm that subgrade materials remaining in place contain less than 240 ppm hexavalent chromium. Honeywell then submitted all of the results received from the laboratory for third party validation. The table set forth in Exhibit B lists each sample location and provides the validated sample result for hexavalent chromium at that location. No validated sample for any of the sample locations listed on Exhibit B exceeded 240 ppm hexavalent chromium. **These results are consistent with the analytic results of the prior supplemental soil testing performed by Honeywell in QC zone BH-11 showing that the initial high result from that zone was an anomaly and likely the result of field sampling contamination.**

6. Some field observations indicated that COPR Materials might remain trapped between the sheetpile and the perimeter barrier wall in areas (a) **N14+00 to N12+75** ("trapped COPR Materials"). MRCE personnel conducted visual inspections of the sheetpile in the excavated quality control zones shown in Exhibit A. Sheetpile was removed in areas (a) **N14+00 to N12+75** where MRCE field observations indicated the possible presence of trapped COPR Materials. After the removal of the sheetpile, Honeywell contractors scraped, collected, and removed exposed trapped COPR Materials and uncontaminated SCB backfill from the perimeter barrier wall face. The excavation wall was again inspected by personnel from MRCE for the remaining presence of COPR Materials and

additional scraping, collection, and removal was conducted until MRCE inspectors were satisfied upon visual inspection that the COPR Materials had been removed. Confirmation samples were then taken from the perimeter barrier wall in these locations (every 30 feet or less). Additionally, in those areas where the removal of trapped COPR Materials occurred after the confirmatory sampling described in Paragraph 5, confirmation samples were also taken from the final subgrade surface (every 60 feet). Exhibit C is a table of the validated laboratory results with respect to these confirmatory samples. No validated sample for any of the sample locations listed on Exhibit C exceeded 240 ppm hexavalent chromium.

7. Based on our professional experience, the data and information set forth in and attached to this Declaration, and our supervision of the Study Area 7 construction activities, we believe that all COPR Materials have been removed from the excavated quality control zones identified in Paragraph 3 and areas on the perimeter barrier wall face identified in Paragraph 6 as required by the Court's Final Judgment.

8. We certify that the foregoing is true and correct to the best of our respective knowledge.

William Hague

Dated 5-29-2008

Peter W. Deming

Dated_____

additional scraping, collection, and removal was conducted until MRCE inspectors were satisfied upon visual inspection that the COPR Materials had been removed. Confirmation samples were then taken from the perimeter barrier wall in these locations (every 30 feet or less). Additionally, in those areas where the removal of trapped COPR Materials occurred after the confirmatory sampling described in Paragraph 5, confirmation samples were also taken from the final subgrade surface (every 60 feet). Exhibit C is a table of the validated laboratory results with respect to these confirmatory samples. No validated sample for any of the sample locations listed on Exhibit C exceeded 240 ppm hexavalent chromium.

7. Based on our professional experience, the data and information set forth in and attached to this Declaration, and our supervision of the Study Area 7 construction activities, we believe that all COPR Materials have been removed from the excavated quality control zones identified in Paragraph 3 and areas on the perimeter barrier wall face identified in Paragraph 6 as required by the Court's Final Judgment.

8. We certify that the foregoing is true and correct to the best of our respective knowledge.

_____	_____
William Hague	Peter W. Deming
Dated _____	Dated 6/2/08

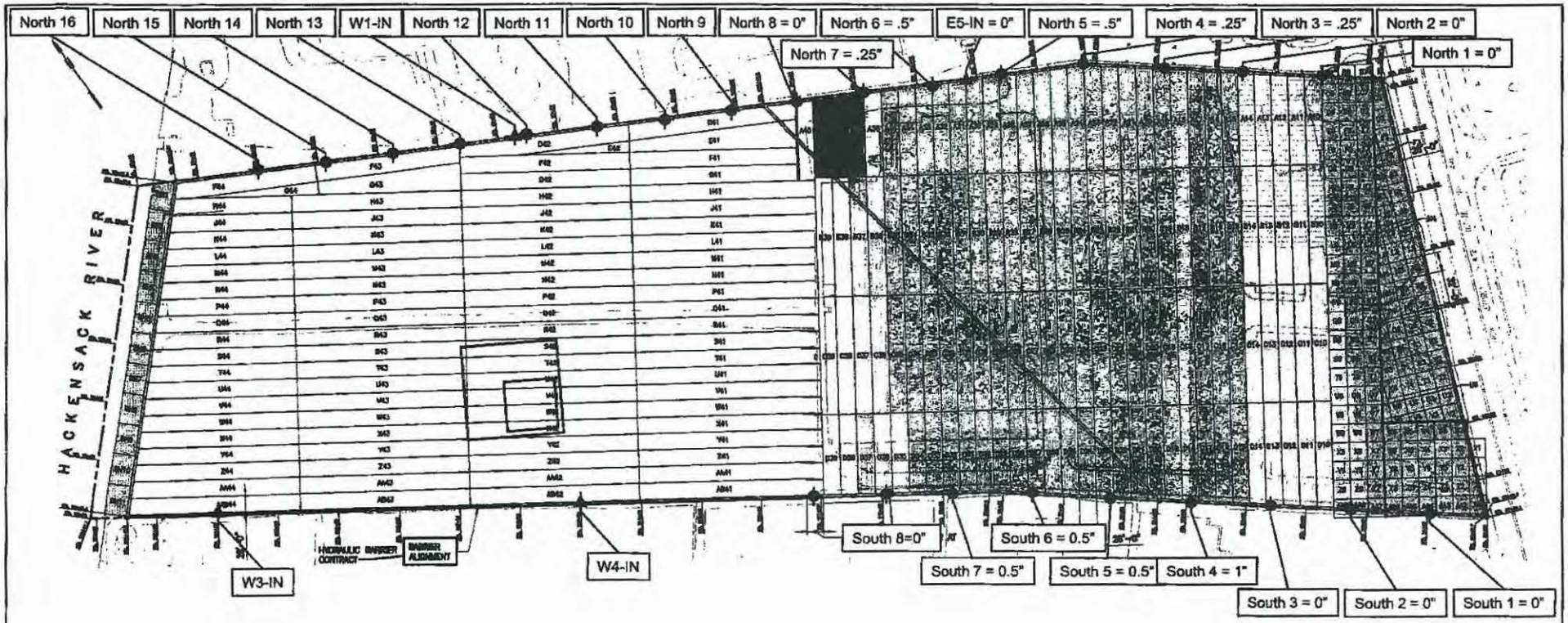

GRAPHIC SCALE

Exhibit A

LEGEND

- Not Excavated
- Under Excavation
- Bottom Testing in Progress
- Bottom Tested Less Than 20ppm Cr^{+6}
- Bridging Fill in Place
- Finished Grade
- Inclinometer with Deflection Reading Recorded at 5ft Below Ground Surface
- Barrier Target with Cumulative Displacement Reading Recorded at Top of Steel

NOTES:

1. Inclinometer and Target Readings are cumulative.

STUDY AREA 7

JERSEY CITY NEW JERSEY

Honeywell

THIS DRAWING, THE PROPERTY OF HONEYWELL, IS FURNISHED SUBJECT TO RETURN ON DEMAND AND THE CONDITION THAT THE INFORMATION AND TECHNOLOGY EMBODIED HEREIN SHALL NOT BE DISCLOSED OR USED AND THE DRAWING SHALL NOT BE REPRODUCED OR COPIED IN WHOLE OR IN PART EXCEPT AS PREVIOUSLY AUTHORIZED IN WRITING. ANY PERSON WHO MAY ACQUIRE OR OBSERVE THIS DESIGN WILL BE HELD STRICTLY LIABLE FOR ANY VIOLATION WHETHER WILLFUL OR INVOLUNTARY

MUESER RUTLEDGE CONSULTING ENGINEERS
14 PENN PLAZA – 225 W. 34TH STREET, NEW YORK NY 10122

SCALE: GRAPHIC | 10210

Cont. 6 – Excavation and Backfill Progress Summary End Of April 4, 2008

Honeywell

POST-EXCAVATION CONFIRMATORY SAMPLING RESULTS
Exhibit B
Honeywell Study Area 7
Validated Data as of March 31, 2008

Confirmatory Sample ID	Hex Cr (mg/kg)			Northing	Easting	Elevation
115-CF-B33C	115-CF-B33C	8.3	U	685198.817	602884.872	-6.964
115-CF-C33C	115-CF-C33C	11	U	685037.345	602768.366	-6.97
115-CF-D33C	115-CF-D33C	13	U	684901.991	602668.710	-7.059
115-CF-BH111	115-CF-BH111	75.1		685680.411	601564.681	-5.291
115-CF-BH112	115-CF-BH112	105		685675.027	601558.771	-5.533
115-CF-BH113	115-CF-BH113	68.9		685670.720	601555.589	-5.696
115-CF-BH114	115-CF-BH114	83.7		685666.064	601550.029	-5.646
115-CF-BH115	115-CF-BH115	39.9		685660.706	601545.036	-5.718
115-CF-BH116	115-CF-BH116	61.1		685655.286	601540.316	-5.477
115-CF-A34C	115-CF-A34C	6.5	U	685356.816	602968.234	-6.805
115-CF-B34C	115-CF-B34C	18	U	685217.263	602863.663	-6.902
115-CF-B34CD	115-CF-B34CD	17	U	685217.263	602863.663	-6.902
115-CF-C34C	115-CF-C34C	8.6	U	685054.977	602746.530	-7.01
115-CF-A35C	115-CF-A35C	13	U	685372.014	602944.607	-6.992
115-CF-A36C	115-CF-A36C	14	U	685248.080	602818.480	-7.1
115-CF-D34C	115-CF-D34C	6.9	U	684919.340	602644.590	-6.98
115-CF-B35C	115-CF-B35C	6.1	U	685231.230	602842.332	-6.992
115-CF-B36C	115-CF-B36C	10	U	685248.080	602818.480	-7.1
115-CF-C35C	115-CF-C35C	21	U	685070.647	602722.356	-7.02
115-CF-C36C	115-CF-C36C	8.6	U	685087.559	602700.559	-6.98
115-CF-D35C	115-CF-D35C	14	U	684928.576	602620.502	-6.98
115-CF-D36C	115-CF-D36C	14	U	684945.385	602597.858	-7.01
115-CF-D37C	115-CF-D37C	10	U	684969.564	602577.942	-7.05
115-CF-C37C	115-CF-C37C	12	U	685103.849	602678.190	-7.01
115-CF-B37C	115-CF-B37C	10	U	685264.916	602796.297	-7.152

Honeywell

PERIMETER BARRIER AND SUBGRADE CONFIRMATORY SAMPLING RESULTS

Exhibit C

Honeywell Study Area 7

Validated Data as of March 31, 2008

Confirmatory Sample ID	Validated Results Cr (mg/kg)		Hex
115-WC-N13903	115-WC-N13903	27.4	
115-WC-N13903	115-WC-N13903	27.4	
115-WC-N1300	115-WC-N1300	7	
115-WC-N1330	115-WC-N1330	2.2	
115-WC-N1360	115-WC-N1360	17.5	
115-CF-STAN1360	115-CF-STAN1360	1.2	U
115-CF-STAN1300	115-CF-STAN1300	1.1	U
115-CF-STAS0983	115-CF-STAS0983	0.99	U

INTERFAITH COMMUNITY ORGANIZATION, et al., Plaintiff(s), vs. HONEYWELL INTERNATIONAL INC., et al., Defendant(s).	UNITED STATES DISTRICT COURT DISTRICT OF NEW JERSEY Civil Action No. 95-2097 (DMC) **DECLARATION CONFIRMING EXCAVATION AT STUDY AREA 7**

We, the undersigned declare as follows:

1. William Hague is the Director of Construction for Honeywell's Study Area 7 Field Operations. Mr. Hague is a licensed professional engineer in the State of New Jersey. Mr. Hague has direct responsibility on behalf of Honeywell International for the management of construction activities at Study Area 7 related to the implementation of the Court's June 30, 2003 Final Judgment, including the excavation, transportation, disposal, and treatment of COPR and materials at Study Area 7 to the extent that such materials contain hexavalent chromium at levels exceeding 240 ppm ("COPR Materials").

2. To implement the Court's June 30, 2003 Final Judgment, Honeywell retained Mueser Rutledge Engineers ("MRCE") to design the construction activities related to the excavation of the COPR Materials. MRCE is the engineer of record for the design and implementation of construction activities related to the excavation of COPR Materials from Study Area 7. Mr. Peter W. Deming is a licensed professional engineer in the State

of New Jersey, a partner at MRCE, and is the engineer at MRCE with primary responsibility for design activities at the Study Area 7 Site, including Record Drawings for the implementation of the Court's Final Judgment.

3. Full scale excavation of COPR Materials began on April 3, 2006. For planning and implementation purposes, the excavation has been subdivided into numerous quality control zones. These quality control zones are shown on Exhibit A. Between **April 1, 2008 and June 30, 2008**, COPR Materials were excavated and the field and sampling procedures described in paragraphs 4-6 below were conducted for the following quality control zones shown on Exhibit A: **A37C, A38C, A39C, B38C, B39C, D36C1, C38C, C39C, D38C, D39C, A40C, A40CD, D41E, D41W, E41E, E41W, F41E, F41W, G41E, and G41W** (the "excavated quality control zones").

4. As demonstrated by field reports prepared by MRCE engineers which have been submitted to the Special Master periodically, the bottom (and, to the extent that a quality control zone borders the perimeter barrier wall, the perimeter side as well) of each excavated quality control zone was visually inspected by personnel from MRCE for the remaining presence of COPR Materials. Except as set forth below in Paragraph 6, to the extent that field reports indicated that any COPR Material was observed, Honeywell contractors conducted further removal activities until MRCE inspectors were satisfied upon visual inspection that the COPR Materials had been removed. The quality control zone was then sampled in accordance with Paragraph 5, below.

5. Under the 100% Design and approved workplans, Honeywell conducted confirmation sampling of the bottom of the excavation in the excavated quality control zones. Samples of final subgrade were collected and sent to an independent laboratory to confirm that subgrade materials remaining in place contain less than 240 ppm hexavalent chromium. Honeywell then submitted all of the results received from the laboratory for third party validation. The table set forth in Exhibit B lists each sample location and provides the validated sample result for hexavalent chromium at that location. No validated sample for any of the sample locations listed on Exhibit B exceeded 240 ppm hexavalent chromium.

6. Some field observations indicated that COPR Materials might remain trapped between the sheetpile and the perimeter barrier wall in areas (a) **N12+75 to N10+60 and S8+50 to S9+83** ("trapped COPR Materials"). MRCE personnel conducted visual inspections of the sheetpile in the excavated quality control zones shown in Exhibit A. Sheetpile was removed in areas (a) **N12+75 to N10+60 and S8+50 to S9+83** where MRCE field observations indicated the possible presence of trapped COPR Materials. After the removal of the sheetpile, Honeywell contractors scraped, collected, and removed exposed trapped COPR Materials and uncontaminated SCB backfill from the perimeter barrier wall face. The excavation wall was again inspected by personnel from MRCE for the remaining presence of COPR Materials and additional scraping, collection, and removal was conducted until MRCE inspectors were satisfied upon visual inspection that the COPR Materials had been removed. Confirmation samples were then taken from the perimeter barrier wall in these locations (every 30 feet or less). Additionally, in those

areas where the removal of trapped COPR Materials occurred after the confirmatory sampling described in Paragraph 5, confirmation samples were also taken from the final subgrade surface (every 60 feet). Exhibit C is a table of the validated laboratory results with respect to these confirmatory samples. No validated sample for any of the sample locations listed on Exhibit C exceeded 240 ppm hexavalent chromium.

7. Based on our professional experience, the data and information set forth in and attached to this Declaration, and our supervision of the Study Area 7 construction activities, we believe that all COPR Materials have been removed from the excavated quality control zones identified in Paragraph 3 and areas on the perimeter barrier wall face identified in Paragraph 6 as required by the Court's Final Judgment.

8. We certify that the foregoing is true and correct to the best of our respective knowledge.

William Hague

Dated 7/28/2008

Peter W. Deming

Dated_____

areas where the removal of trapped COPR Materials occurred after the confirmatory sampling described in Paragraph 5, confirmation samples were also taken from the final subgrade surface (every 60 feet). Exhibit C is a table of the validated laboratory results with respect to these confirmatory samples. No validated sample for any of the sample locations listed on Exhibit C exceeded 240 ppm hexavalent chromium.

7. Based on our professional experience, the data and information set forth in and attached to this Declaration, and our supervision of the Study Area 7 construction activities, we believe that all COPR Materials have been removed from the excavated quality control zones identified in Paragraph 3 and areas on the perimeter barrier wall face identified in Paragraph 6 as required by the Court's Final Judgment.

8. We certify that the foregoing is true and correct to the best of our respective knowledge.

_____	_____
William Hague	Peter W. Deming
Dated _____	Dated 7/28/08

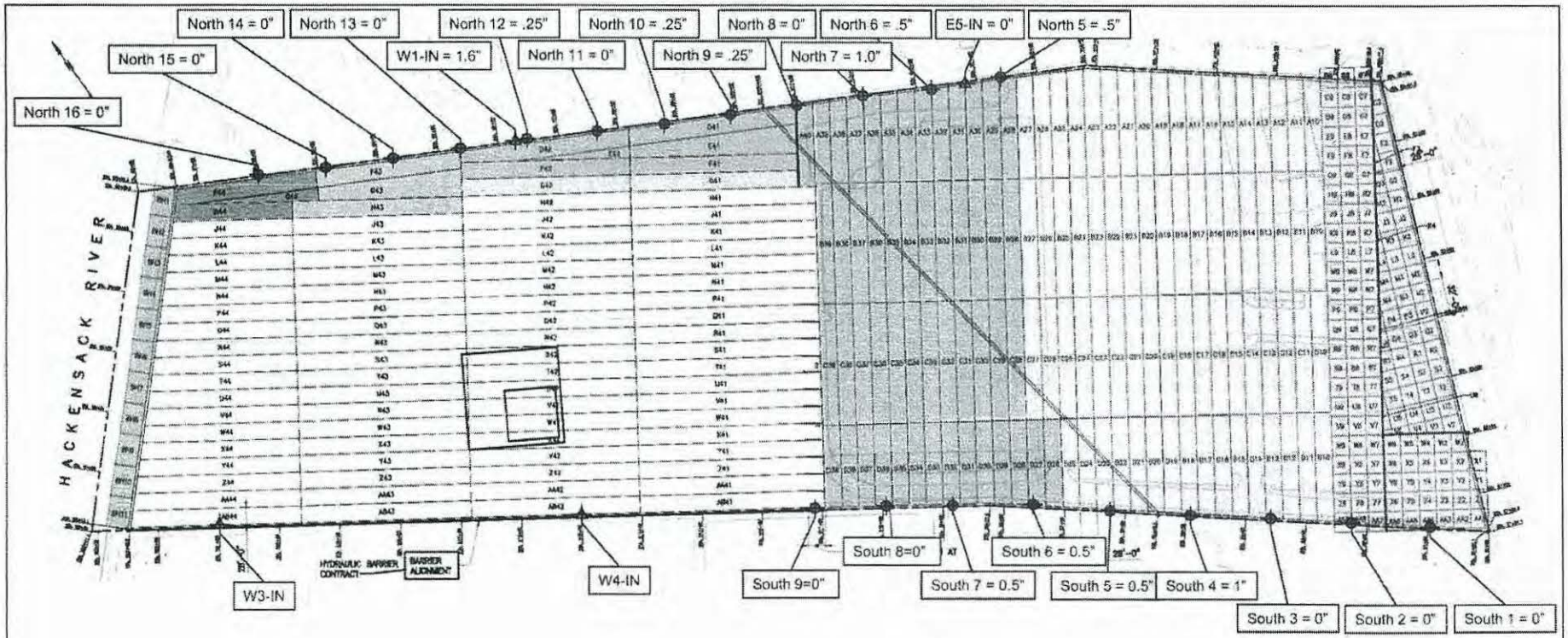

GRAPHIC SCALE

Exhibit A

LEGEND

- Not Excavated
- Under Excavation
- Bottom Testing in Progress
- Bottom Tested Less Than 20ppm Cr^{+6}
- Bridging Fill in Place
- Finished Grade

- Inclinometer with Deflection Reading Recorded at 5ft Below Ground Surface
- Barrier Target with Cumulative Displacement Reading Recorded at Top of Steel

NOTES:

1. Inclinometer and Target Readings are cumulative.
2. Inclinometer and Target Readings are for the week ending 7/11/08.

STUDY AREA 7

JERSEY CITY NEW JERSEY

Honeywell

MUESER RUTLEDGE CONSULTING ENGINEERS
14 PENN PLAZA - 225 W. 34TH STREET, NEW YORK, NY 10122

SCALE: GRAPHIC | 10210

Cont. 6 – Excavation and Backfill
Progress Summary
End Of July 18, 2008

Honeywell

POST-EXCAVATION CONFIRMATORY SAMPLING RESULTS
Exhibit B
Honeywell Study Area 7
Validated Data of March 1 to June 30, 2008 Samples

Confirmatory Sample ID	Hex Cr (mg/kg)			Northing	Easting	Elevation
115-CF-A37C	115-CF-A37C	1.3	U	685403.140	602897.660	-6.36
115-CF-A38C	115-CF-A38C	1.3	U	685418.510	602874.340	-6.77
115-CF-A39C	115-CF-A39C	10	U	685430.587	602849.838	-6.98
115-CF-B38C	115-CF-B38C	11	U	685282.640	602772.470	-7.15
115-CF-B39C	115-CF-B39C	8.7	U	685294.470	602753.700	-7.21
115-CF-D36C1	115-CF-D36C1	12	U	684945.385	602597.858	-7.62
115-CF-C38C	115-CF-C38C	9.2	U	685120.31	602654.9	-7.07
115-CF-C39C	115-CF-C39C	11	U	685137.59	602633.61	-6.79
115-CF-D38C	115-CF-D38C	14	U	684986.61	602556.14	-6.94
115-CF-D39C	115-CF-D39C	10	U	685001.68	602532.7	-6.7
115-CF-A40C	115-CF-A40C	13	U	685449.380	602827.460	-7.18
115-CF-A40CD	115-CF-A40CD	13	U	685449.380	602827.460	-7.18
115-CF-D41E	115-CF-D41E	11	U	685539.117	602780.804	-7.471
115-CF-D41W	115-CF-D41W	1.3	U	685600.930	602649.971	-7.335
115-CF-E41E	115-CF-E41E	11	U	685503.065	602746.237	-7.023
115-CF-E41W	115-CF-E41W	1.2	U	685588.594	602635.275	-7.315
115-CF-F41E	115-CF-F41E	11	U	685482.919	602730.572	-7.124
115-CF-F41W	115-CF-F41W	1.2	U	685559.255	602631.403	-7.136
115-CF-G41E	115-CF-G41E	14	U	685452.939	602722.239	-7.201
115-CF-G41W	115-CF-G41W	1.3	U	685539.269	602610.013	-7.222

Honeywell

PERIMETER BARRIER AND SUBGRADE CONFIRMATORY SAMPLING RESULTS

Exhibit C

Honeywell Study Area 7

Validated Data of March 1 to June 30, 2008 Samples

Confirmatory Sample ID	Validated Results Cr (mg/kg)		Hex
115-WC-N11501	115-WC-N11501	10	
115-WC-N11201	115-WC-N11201	25.5	
115-WC-N10901	115-WC-N10901	28.9	
115-WC-N10901	115-WC-N10901	28.9	
115-WC-N1060	115-WC-N1060	50.8	J
115-WC-N1030	115-WC-N1030	11.1	J
115-WC-N1000	115-WC-N1000	5.7	
115-WC-N0970	115-WC-N0970	47.4	
115-WC-N0940	115-WC-N0940	4.1	J
115-WC-N0910	115-WC-N0910	1.4	J
115-WC-N0880	115-WC-N0880	3.3	
115-WC-N0850	115-WC-N0850	9.8	
115-WC-N0820	115-WC-N0820	3.9	J
115-CF-STAN1240	115-CF-STAN1240	0.95	U
115-CF-STAS0865	115-CF-STAS0865	12	U
115-CF-STAS0925	115-CF-STAS0925	13	U
115-CF-STAS0975	115-CF-STAS0975	12	U
115-CF-STAN1120	115-CF-STAN1120	1.5	U
115-CF-STAN1180	115-CF-STAN1180	0.9	U

CERTIFICATE OF SERVICE

I hereby certify that on this 9th day of September, 2008, a copy of the foregoing **Declaration Confirming Excavation at Study Area 7** was filed electronically. Notice of this filing was sent to all parties who have appeared by operation of the Court's Electronic Filing System.

Theresa Blaber
Paralegal

INTERFAITH COMMUNITY ORGANIZATION, et al., Plaintiff(s), vs. HONEYWELL INTERNATIONAL INC., et al., Defendant(s).	UNITED STATES DISTRICT COURT DISTRICT OF NEW JERSEY Civil Action No. 95-2097 (DMC) **DECLARATION CONFIRMING EXCAVATION AT STUDY AREA 7**

We, the undersigned declare as follows:

1. William Hague is the Director of Construction for Honeywell's Study Area 7 Field Operations. Mr. Hague is a licensed professional engineer in the State of New Jersey. Mr. Hague has direct responsibility on behalf of Honeywell International for the management of construction activities at Study Area 7 related to the implementation of the Court's June 30, 2003 Final Judgment, including the excavation, transportation, disposal, and treatment of COPR and materials at Study Area 7 to the extent that such materials contain hexavalent chromium at levels exceeding 240 ppm ("COPR Materials").

2. To implement the Court's June 30, 2003 Final Judgment, Honeywell retained Mueser Rutledge Engineers ("MRCE") to design the construction activities related to the excavation of the COPR Materials. MRCE is the engineer of record for the design and implementation of construction activities related to the excavation of COPR Materials from Study Area 7. Mr. Peter W. Deming is a licensed professional engineer in the State

of New Jersey, a partner at MRCE, and is the engineer at MRCE with primary responsibility for design activities at the Study Area 7 Site, including Record Drawings for the implementation of the Court's Final Judgment.

3. Full scale excavation of COPR Materials began on April 3, 2006. For planning and implementation purposes, the excavation has been subdivided into numerous quality control zones. These quality control zones are shown on Exhibit A. Between **July 1, 2008 and September 30, 2008**, COPR Materials were excavated and the field and sampling procedures described in paragraphs 4-6 below were conducted for the following quality control zones shown on Exhibit A: **D42E, D42W, E42E, E42W, F42E, F42W, G42E, G42W, F43C, G43C, H43C, D41W, F44C, G44C, H41W, H41E, H44C, H42C, J44C, J41E, J41W, J43C, J42C, K41W, K41E, K43C, L43C, M43C, K44C, L42C and L44C** (the "excavated quality control zones").

4. As demonstrated by field reports prepared by MRCE engineers which have been submitted to the Special Master periodically, the bottom (and, to the extent that a quality control zone borders the perimeter barrier wall, the perimeter side as well) of each excavated quality control zone was visually inspected by personnel from MRCE for the remaining presence of COPR Materials. Except as set forth below in Paragraph 6, to the extent that field reports indicated that any COPR Material was observed, Honeywell contractors conducted further removal activities until MRCE inspectors were satisfied upon visual inspection that the COPR Materials had been removed. The quality control zone was then sampled in accordance with Paragraph 5, below.

5. Under the 100% Design and approved workplans, Honeywell conducted confirmation sampling of the bottom of the excavation in the excavated quality control zones. Samples of final subgrade were collected and sent to an independent laboratory to confirm that subgrade materials remaining in place contain less than 240 ppm hexavalent chromium. Honeywell then submitted all of the results received from the laboratory for third party validation. The table set forth in Exhibit B lists each sample location and provides the validated sample result for hexavalent chromium at that location. No validated sample for any of the sample locations listed on Exhibit B exceeded 240 ppm hexavalent chromium.

6. No sheet piling was removed from perimeter barrier areas during this period. One confirmation sample of the north wall was taken from each QC zone. Exhibit C is a table of the validated laboratory results with respect to these confirmatory samples. No validated sample for any of the sample locations listed on Exhibit C exceeded 240 ppm hexavalent chromium.

7. Based on our professional experience, the data and information set forth in and attached to this Declaration, and our supervision of the Study Area 7 construction activities, we believe that all COPR Materials have been removed from the excavated quality control zones identified in Paragraph 3 and areas on the perimeter barrier wall face identified in Paragraph 6 as required by the Court's Final Judgment.

8. We certify that the foregoing is true and correct to the best of our respective knowledge.

William Hague

Dated 10/30/2008

Peter W. Deming

Dated _____

8. We certify that the foregoing is true and correct to the best of our respective knowledge.

_____	_____
William Hague	Peter W. Deming
Dated _____	Dated 10/30/08

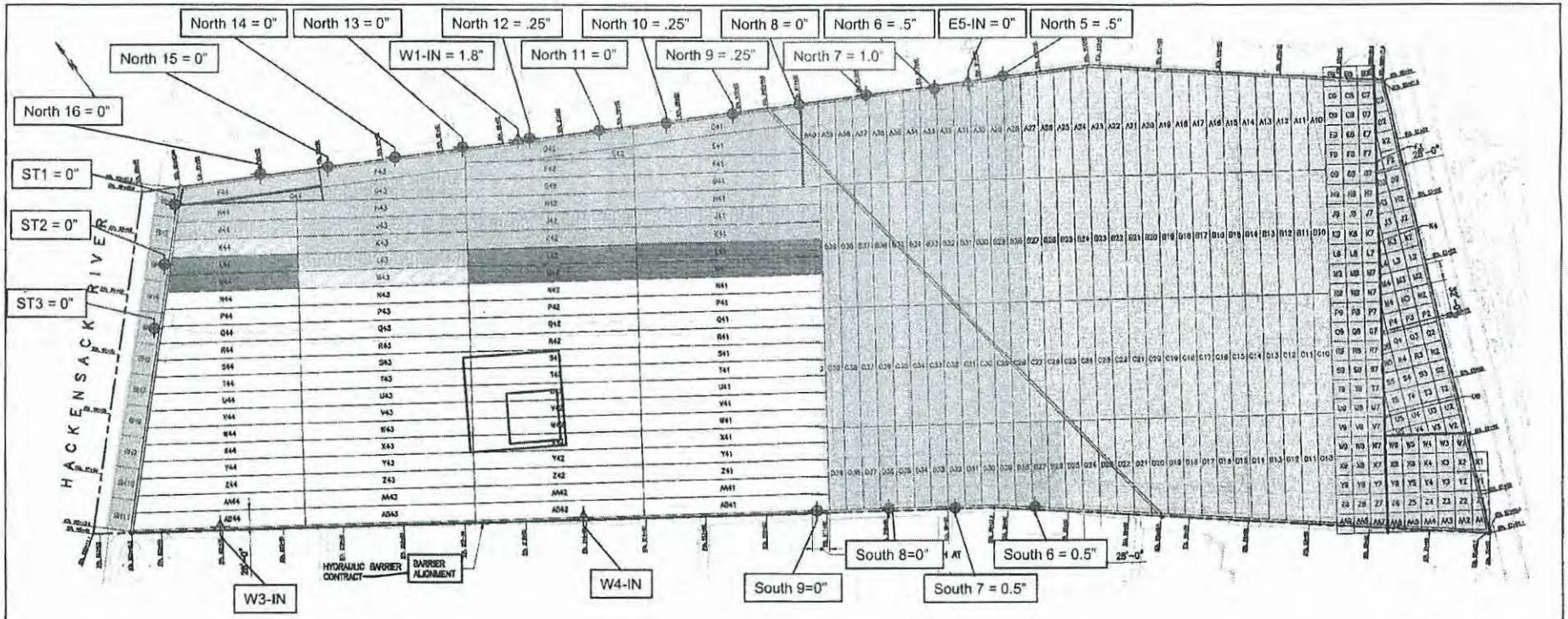

Exhibit A

GRAPHIC SCALE

LEGEND

- Not Excavated
- Under Excavation
- Bottom Testing in Progress
- Bottom Tested Less Than 20ppm Cr^{+6}
- Bridging Fill in Place
- Finished Grade
- Inclinometer with Deflection Reading Recorded at 5ft Below Ground Surface
- Barrier Target with Cumulative Displacement Reading Recorded at Top of Steel

NOTES:

1. Inclinometer and Target Readings are cumulative.

STUDY AREA 7

JERSEY CITY NEW JERSEY

Honeywell

MUESER RUTLEDGE CONSULTING ENGINEERS
14 PENN PLAZA – 225 W. 34TH STREET, NEW YORK NY 10122

SCALE: GRAPHIC | 10210

Cont. 6 – Excavation and Backfill Progress Summary End Of October 3, 2008

Honeywell

POST-EXCAVATION CONFIRMATORY SAMPLING RESULTS
Exhibit B
Honeywell Study Area 7
Validated Data of July 1 to Sept. 30, 2008 Samples

Confirmatory Sample ID	Hex Cr	(mg/kg)		Confirmatory Sample ID	Easting	Elevation
115-CF-D42ER	115-CF-D42ER	1.3	U	685669.448	602553.222	-7.215
115-CF-D42WR	115-CF-D42WR	1.3	U	685718.026	602459.886	-7.254
115-CF-E42ER	115-CF-E42ER	1.3	U	685623.646	602579.890	-7.052
115-CF-E42WR	115-CF-E42WR	1.2	U	685651.960	602539.055	-7.156
115-CF-F42E	115-CF-F42E	2.4	U	685632.043	602529.595	-7.148
115-CF-F42W	115-CF-F42W	2.6	U	685719.412	602411.369	-7.16
115-CF-G42E	115-CF-G42E	2.3	U	685607.315	602515.298	-7.243
115-CF-G42W	115-CF-G42W	2.9	U	685696.883	602393.222	-7.247
115-CF-F43C	115-CF-F43C	0.88	U	685834.470	602264.963	-5.213
115-CF-G43C	115-CF-G43C	0.97	U	685815.788	602238.019	-5.245
115-CF-H43C	115-CF-H43C	0.98	U	685799.303	602205.025	-5.213
115-CF-D41W1	115-CF-D41W1	13	U	685601.328	602682.379	-8.215
115-CF-F44C1	115-CF-F44C1	15.2	J	685957.726	602056.424	-3.215
115-CF-G44C	115-CF-G44C	0.9	U	685913.217	602089.967	-3.225
115-CF-H41W	115-CF-H41W	1.1	U	685420.923	602719.752	-7.215
115-CF-H41E	115-CF-H41E	12	U	685519.511	602587.929	-7.126
115-CF-H44C	115-CF-H44C	1.4		685943.439	602010.233	-3.741
115-CF-H42C	115-CF-H42C	3.2	U	685635.921	602429.571	-7.054
115-CF-H42CD	115-CF-H42CD	3.2	U	685635.921	602429.571	-7.054
115-CF-J44C	115-CF-J44C	2	U	685911.002	602006.174	-0.94
115-CF-J41E	115-CF-J41E	14	U	685384.414	602725.438	-6.85
115-CF-J41W	115-CF-J41W	1.2	U	685484.191	602589.539	-7.21
115-CF-J43C	115-CF-J43C	1	U	685779.421	602186.437	-2.49
115-CF-J42C	115-CF-J42C	1	U	685612.726	602413.649	-2.78
115-CF-K41W1	115-CF-K41W1	2.4	U	685487.380	602538.789	-7.11
115-CF-K41E1	115-CF-K41E1	12	U	685371.732	602696.928	-7.25
115-CF-K41ED1	115-CF-K41ED1	12	U	685371.732	602696.928	-7.25
115-CF-K43C	115-CF-K43C	2.2	U	685752.414	602172.292	-2.45
115-CF-L43C	115-CF-L43C	1.8	U	685741.370	602139.825	-2.5
115-CF-M43C	115-CF-M43C	2	U	685718.659	602125.560	-2.55
115-CF-K44C	115-CF-K44C	1.9	U	685902.732	601969.616	-2.79
115-CF-L42C	115-CF-L42C	2	U	685559.148	602390.105	-2.69
115-CF-L44C	115-CF-L44C	2	U	685878.285	601954.951	-2.77

Honeywell

PERIMETER BARRIER AND SUBGRADE CONFIRMATORY SAMPLING RESULTS

Exhibit C

Honeywell Study Area 7

Validated Data of July 1 to Sept. 30, 2008 Samples

Confirmatory Sample ID	Validated Results Hex Cr (mg/kg)		
115-WC-N0680	115-WC-N0680	2.6	
115-WC-N0400	115-WC-N0400	1.3	U
115-WC-N0180	115-WC-N0180	1.4	

CERTIFICATE OF SERVICE

I hereby certify that on this 17th day of November, 2008, a copy of the foregoing **Declaration Confirming Excavation at Study Area 7** was filed electronically. Notice of this filing was sent to all parties who have appeared by operation of the Court's Electronic Filing System.

Theresa Blaber
Paralegal

INTERFAITH COMMUNITY ORGANIZATION, et al., Plaintiff(s), vs. HONEYWELL INTERNATIONAL INC., et al., Defendant(s).	UNITED STATES DISTRICT COURT DISTRICT OF NEW JERSEY Civil Action No. 95-2097 (DMC) **DECLARATION CONFIRMING EXCAVATION AT STUDY AREA 7**

We, the undersigned declare as follows:

1. William Hague is the Director of Construction for Honeywell's Study Area 7 Field Operations. Mr. Hague is a licensed professional engineer in the State of New Jersey. Mr. Hague has direct responsibility on behalf of Honeywell International for the management of construction activities at Study Area 7 related to the implementation of the Court's June 30, 2003 Final Judgment, including the excavation, transportation, disposal, and treatment of COPR and materials at Study Area 7 to the extent that such materials contain hexavalent chromium at levels exceeding 240 ppm ("COPR Materials").

2. To implement the Court's June 30, 2003 Final Judgment, Honeywell retained Mueser Rutledge Engineers ("MRCE") to design the construction activities related to the excavation of the COPR Materials. MRCE is the engineer of record for the design and implementation of construction activities related to the excavation of COPR Materials from Study Area 7. Mr. Peter W. Deming is a licensed professional engineer in the State of New Jersey, a partner at MRCE, and is the engineer at MRCE with primary

responsibility for design activities at the Study Area 7 Site, including Record Drawings for the implementation of the Court's Final Judgment.

3. Full scale excavation of COPR Materials began on April 3, 2006. For planning and implementation purposes, the excavation has been subdivided into numerous quality control zones. These quality control zones are shown on Exhibit A. Between **October 1, 2008 and December 31, 2008**, COPR Materials were excavated and the field and sampling procedures described in paragraphs 4-6 below were conducted for the following quality control zones shown on Exhibit A: **K42C, L41E, L41W, M42C, M44C, N42C, N43C, M41E, M41W, N44C, N41E, N41W, P43C, and P42C** (the "excavated quality control zones").

4. As demonstrated by field reports prepared by MRCE engineers which have been submitted to the Special Master periodically, the bottom (and, to the extent that a quality control zone borders the perimeter barrier wall, the perimeter side as well) of each excavated quality control zone was visually inspected by personnel from MRCE for the remaining presence of COPR Materials. Honeywell Contractors conducted removal activities until MRCE inspectors were satisfied upon visual inspection that the COPR Materials had been removed. The quality control zone was then sampled in accordance with Paragraph 5, below.

5. Under the 100% Design and approved workplans, Honeywell conducted confirmation sampling of the bottom of the excavation in the excavated quality control zones. Samples of final subgrade were collected and sent to an independent laboratory to confirm that subgrade materials remaining in place contain less than 240 ppm hexavalent chromium.

Honeywell then submitted all of the results received from the laboratory for third party validation. The table set forth in Exhibit B lists each sample location and provides the validated sample result for hexavalent chromium at that location. No validated sample for any of the sample locations listed on Exhibit B exceeded 240 ppm hexavalent chromium.

6. Excavation was performed in the interior of the site, therefore, no field observations were performed that may have indicated that COPR Materials might remain trapped between the sheetpile and the perimeter barrier wall. No sheetpile was removed .

7. Based on our professional experience, the data and information set forth in and attached to this Declaration, and our supervision of the Study Area 7 construction activities, we believe that all COPR Materials have been removed from the excavated quality control zones identified in Paragraph 3 as required by the Court's Final Judgment.

8. We certify that the foregoing is true and correct to the best of our respective knowledge.

William Hague

Dated 1/29/09

Peter W. Deming

Dated 1/27/09

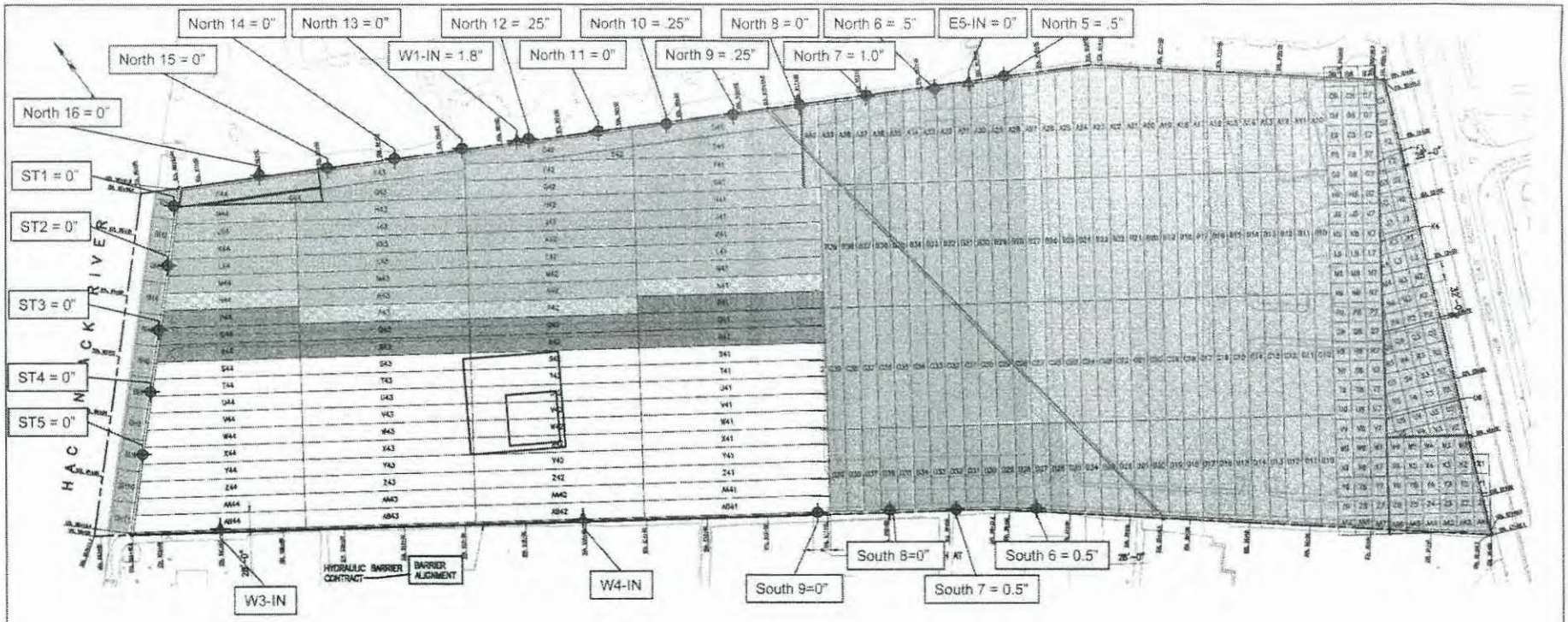

GRAPHIC SCALE

LEGEND

- Not Excavated
- Under Excavation
- Bottom Testing in Progress
- Bottom Tested Less Than 20ppm Cr^{+6}
- Bridging Fill in Place
- Finished Grade

- Inclinometer with Deflection Reading Recorded at 5ft Below Ground Surface
- Barrier Target with Cumulative Displacement Reading Recorded at Top of Steel

NOTES:

1. Inclinometer and Target Readings are cumulative.

Exhibit A

STUDY AREA 7

JERSEY CITY NEW JERSEY

Honeywell

MUESER RUTLEDGE CONSULTING ENGINEERS
14 PENN PLAZA – 225 W 34TH STREET, NEW YORK NY 10122

SCALE: GRAPHIC | 10210

Cont. 6 – Excavation and Backfill Progress Summary End of January 02, 2009

Honeywell

POST-EXCAVATION CONFIRMATORY SAMPLING RESULTS
Exhibit B
Honeywell Study Area 7
Validated Data of October 1 to December 31, 2008 Samples

Confirmatory Sample ID	Hex Cr (mg/kg)			Northing	Easting	Elevation
115-CF-K42C	115-CF-K42C	2.1	U	685589.005	602399.143	-2.54
115-CF-L41E	115-CF-L41E	11	U	685324.158	602710.457	-6.911
115-CF-L41W	115-CF-L41W	2.4	U	685464.147	602520.148	-6.961
115-CF-M42C	115-CF-M42C	1.1	U	685546.587	602361.459	-2.753
115-CF-M44C	115-CF-M44C	1.4		685851.456	601944.258	-2.435
115-CF-N42C	115-CF-N42C	1.1	U	685521.379	602343.689	-2.832
115-CF-N43C	115-CF-N43C	1	U	685688.521	602120.592	-2.367
115-CF-M41E	115-CF-M41E	10	U	685306.462	602688.603	-6.917
115-CF-M41W	115-CF-M41W	1.3	U	685436.007	602511.507	-6.408
115-CF-N44C	115-CF-N44C	1.2	U	685837.271	601917.973	-2.544
115-CF-N41E	115-CF-N41E	10	U	685275.331	602682.016	-6.96
115-CF-N41W	115-CF-N41W	1.3	U	685414.983	602490.059	-6.48
115-CF-P43C	115-CF-P43C	1.1	U	685668.133	602100.735	-2.26
115-CF-P42C	115-CF-P42C	1.1	U	685500.320	602326.999	-3.97

Honeywell

PERIMETER BARRIER AND SUBGRADE CONFIRMATORY SAMPLING RESULTS

Exhibit C

Honeywell Study Area 7

Validated Data of October 1 to December 31, 2008 Samples

Confirmatory Sample ID	Validated Results Hex Cr (mg/kg)
No Samples Were Obtained This 4th Quarter of 2008	

CERTIFICATE OF SERVICE

I hereby certify that on this 13th day of March, 2009, a copy of the foregoing **Declaration Confirming Excavation at Study Area 7** was filed electronically. Notice of this filing was sent to all parties who have appeared by operation of the Court's Electronic Filing System.

Theresa Blaber
Paralegal

INTERFAITH COMMUNITY ORGANIZATION, et al., Plaintiff(s), vs. HONEYWELL INTERNATIONAL INC., et al., Defendant(s).	UNITED STATES DISTRICT COURT DISTRICT OF NEW JERSEY Civil Action No. 95-2097 (DMC) **DECLARATION CONFIRMING EXCAVATION AT STUDY AREA 7**

We, the undersigned declare as follows:

1. William Hague is the Director of Construction for Honeywell's Study Area 7 Field Operations. Mr. Hague is a licensed professional engineer in the State of New Jersey. Mr. Hague has direct responsibility on behalf of Honeywell International for the management of construction activities at Study Area 7 related to the implementation of the Court's June 30, 2003 Final Judgment, including the excavation, transportation, disposal, and treatment of COPR and materials at Study Area 7 to the extent that such materials contain hexavalent chromium at levels exceeding 240 ppm ("COPR Materials").

2. To implement the Court's June 30, 2003 Final Judgment, Honeywell retained Mueser Rutledge Engineers ("MRCE") to design the construction activities related to the excavation of the COPR Materials. MRCE is the engineer of record for the design and implementation of construction activities related to the excavation of COPR Materials from Study Area 7. Mr. Peter W. Deming is a licensed professional engineer in the State of New Jersey, a partner at MRCE, and is the engineer at MRCE with primary

responsibility for design activities at the Study Area 7 Site, including Record Drawings for the implementation of the Court's Final Judgment.

3. Full scale excavation of COPR Materials began on April 3, 2006. For planning and implementation purposes, the excavation has been subdivided into numerous quality control zones. These quality control zones are shown on Exhibit A. Between **January 1, 2009 and March 31, 2009**, COPR Materials were excavated and the field and sampling procedures described in paragraphs 4-6 below were conducted for the following quality control zones shown on Exhibit A: **P44C, Q42C, Q43C, Q44C, R44C,P41E, P41W, Q41E, Q41W, R42C, R43C, S44C, R41E, R41W, S41E, S41W, S42C, S43C, and T44C,** (the "excavated quality control zones").

4. As demonstrated by field reports prepared by MRCE engineers which have been submitted to the Special Master periodically, the bottom (and, to the extent that a quality control zone borders the perimeter barrier wall, the perimeter side as well) of each excavated quality control zone was visually inspected by personnel from MRCE for the remaining presence of COPR Materials. Honeywell contractors conducted removal activities until MRCE inspectors were satisfied upon visual inspection that the COPR Materials had been removed. The quality control zone was then sampled in accordance with Paragraph 5, below.

5. Under the 100% Design and approved workplans, Honeywell conducted confirmation

sampling of the bottom of the excavation in the excavated quality control zones. Samples of final subgrade were collected and sent to an independent laboratory to confirm that subgrade materials remaining in place contain less than 240 ppm hexavalent chromium. Honeywell then submitted all of the results received from the laboratory for third party validation. The table set forth in Exhibit B lists each sample location and provides the validated sample result for hexavalent chromium at that location. No validated sample for any of the sample locations listed on Exhibit B exceeded 240 ppm hexavalent chromium.

6. Excavation was performed in the interior of the site, therefore, no field observations were performed that may have indicated that COPR Materials might remain trapped between the sheetpile and the perimeter barrier wall. No sheetpile was removed.

7. Based on our professional experience, the data and information set forth in and attached to this Declaration, and our supervision of the Study Area 7 construction activities, we believe that all COPR Materials have been removed from the excavated quality control zones identified in Paragraph 3 as required by the Court's Final Judgment.

8. We certify that the foregoing is true and correct to the best of our respective knowledge.

William Hague

Dated 4/29/09

Peter W. Deming

Dated 4/28/09

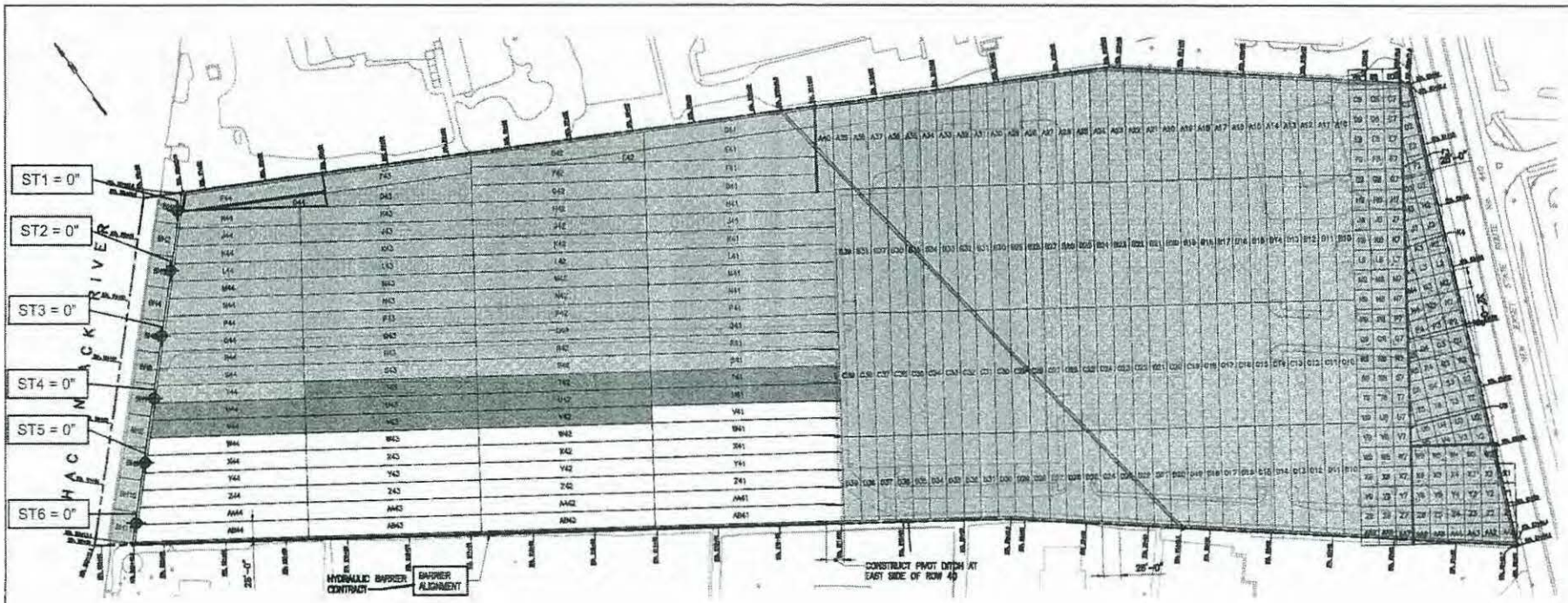

LEGEND

- Not Excavated
- Under Excavation
- Bottom Testing in Progress
- Bottom Tested Less Than 20ppm Cr^{+6}
- Bridging Fill in Place
- Finished Grade

Barrier Target with Cumulative Displacement Reading Recorded at Top of Steel

NOTES:

1 Target Readings are cumulative.

GRAPHIC SCALE

80' 40' 0 80' 160'

Exhibit A

STUDY AREA 7

JERSEY CITY NEW JERSEY

Honeywell

THIS DRAWING IS THE PROPERTY OF HONEYWELL. IS FURNISHED SUBJECT TO RETURN ON DEMAND AND THE CONDITION THAT THE INFORMATION AND TECHNOLOGY EMBODIED HEREIN SHALL NOT BE DISCLOSED OR USED AND THE DRAWING SHALL NOT BE REPRODUCED BY COPIES OR WHOLE OR IN PART EXCEPT AS PREVIOUSLY AUTHORIZED IN WRITING. ANY PERSON WHO MAY RECEIVE OR OBSERVE THIS DESIGN WILL BE HELD STRICTLY LIABLE FOR ANY VIOLATION WHETHER WILLFUL OR NEGLIGENT.

MUESER RUTLEDGE CONSULTING ENGINEERS
14 PENN PLAZA – 225 W. 34TH STREET, NEW YORK, NY 10122

SCALE: GRAPHIC | 10210

Cont. 6 – Excavation and Backfill Progress Summary End of April 3, 2009

Honeywell

POST-EXCAVATION CONFIRMATORY SAMPLING RESULTS
Exhibit B
Honeywell Study Area 7
Validated Data of January 1 to March 31, 2009 Samples

Confirmatory Sample ID	Hex Cr (mg/kg)			Northing	Easting	Elevation
115-CF-P44C	115-CF-P44C	5.3		685816.666	601896.530	-3.24
115-CF-Q42C	115-CF-Q42C	2.5	U	685471.644	602323.943	-3.81
115-CF-Q43C	115-CF-Q43C	2.1	U	685638.039	602094.139	-2.77
115-CF-Q44C	115-CF-Q44C	5.4		685789.561	601883.721	-3.37
115-CF-R44C	115-CF-R44C	1.9	U	685770.738	601866.392	-3.22
115-CF-P41E	115-CF-P41E	12	U	685255.217	602663.174	-7.02
115-CF-P41W	115-CF-P41W	2.6	U	685383.213	602486.866	-6.71
115-CF-Q41E	115-CF-Q41E	12	U	685239.999	602636.239	-7.17
115-CF-Q41W	115-CF-Q41W	1.2	U	385371.109	602456.441	-7.4
115-CF-R42C	115-CF-R42C	1.1	U	685465.452	602290.526	-5.74
115-CF-R43C	115-CF-R43C	1.1	U	685628.104	602061.351	-3.76
115-CF-S44C	115-CF-S44C	1	U	685741.817	601856.980	-4.53
115-CF-R41E	115-CF-R41E	9	U	685218.494	602620.272	-7.11
115-CF-R41W	115-CF-R41W	1.3	U	685349.604	602441.862	-7.36
115-CF-S41E	115-CF-S41E	13	U	685205.802	602590.327	-6.98
115-CF-S41W	115-CF-S41W	1.4	U	685324.734	602429.043	-7.53
115-CF-S42C	115-CF-S42C	12		685437.821	602273.511	-7.17
115-CF-S43C	115-CF-S43C	1	U	685596.768	602054.091	-3.77
115-CF-T44C	115-CF-T44C	1.6		685720.368	601841.003	-4.67

Honeywell

PERIMETER BARRIER AND SUBGRADE CONFIRMATORY SAMPLING RESULTS

Exhibit C

Honeywell Study Area 7

Validated Data of January 1 to March 31, 2009 Samples

Confirmatory Sample ID	Validated Results Hex Cr (mg/kg)
No Samples Were Obtained This 1st Quarter of 2009	

CERTIFICATE OF SERVICE

I hereby certify that on this 12th day of May, 2009, a copy of the foregoing **Declaration Confirming Excavation at Study Area 7** was filed electronically. Notice of this filing was sent to all parties who have appeared by operation of the Court's Electronic Filing System.

Theresa Blaber
Paralegal

INTERFAITH COMMUNITY ORGANIZATION, et al., Plaintiff(s), vs. HONEYWELL INTERNATIONAL INC., et al., Defendant(s).	UNITED STATES DISTRICT COURT DISTRICT OF NEW JERSEY Civil Action No. 95-2097 (DMC) **DECLARATION CONFIRMING EXCAVATION AT STUDY AREA 7**

We, the undersigned declare as follows:

1. William Hague is the Director of Construction for Honeywell's Study Area 7 Field Operations. Mr. Hague is a licensed professional engineer in the State of New Jersey. Mr. Hague has direct responsibility on behalf of Honeywell International for the management of construction activities at Study Area 7 related to the implementation of the Court's June 30, 2003 Final Judgment, including the excavation, transportation, disposal, and treatment of COPR and materials at Study Area 7 to the extent that such materials contain hexavalent chromium at levels exceeding 240 ppm ("COPR Materials").

2. To implement the Court's June 30, 2003 Final Judgment, Honeywell retained Mueser Rutledge Engineers ("MRCE") to design the construction activities related to the excavation of the COPR Materials. MRCE is the engineer of record for the design and implementation of construction activities related to the excavation of COPR Materials from Study Area 7. Mr. Peter W. Deming is a licensed professional engineer in the State of New Jersey, a partner at MRCE, and is the engineer at MRCE with primary

responsibility for design activities at the Study Area 7 Site, including Record Drawings for the implementation of the Court's Final Judgment.

3. Full scale excavation of COPR Materials began on April 3, 2006. For planning and implementation purposes, the excavation has been subdivided into numerous quality control zones. These quality control zones are shown on Exhibit A. Between **April 1, 2009 and June 30, 2009**, COPR Materials were excavated and the field and sampling procedures described in paragraphs 4-6 below were conducted for the following quality control zones shown on Exhibit A: **T42C, T43C, U44C, T41E, T41W, U43C, U41E, U41W, U42C, V43C, V44C, BH12E, BH12W, V41E, V41W, V42C, W44W,W44E, and AA44W** (the "excavated quality control zones").

4. As demonstrated by field reports prepared by MRCE engineers which have been submitted to the Special Master periodically, the bottom (and, to the extent that a quality control zone borders the perimeter barrier wall, the perimeter side as well) of each excavated quality control zone was visually inspected by personnel from MRCE for the remaining presence of COPR Materials. Honeywell contractors conducted removal activities until MRCE inspectors were satisfied upon visual inspection that the COPR Materials had been removed. The quality control zone was then sampled in accordance with Paragraph 5, below.

5. Under the 100% Design and approved workplans, Honeywell conducted confirmation sampling of the bottom of the excavation in the excavated quality control zones. Samples of final subgrade were collected and sent to an independent laboratory to confirm that subgrade materials remaining in place contain less than 240 ppm hexavalent chromium. Honeywell then submitted all of the results received from the laboratory for third party validation. The table set forth in Exhibit B lists each sample location and provides the validated sample result for hexavalent chromium at that location. No validated sample for any of the sample locations listed on Exhibit B exceeded 240 ppm hexavalent chromium.

6. Excavation was performed in the interior of the site, and where the perimeter wall is steel sheet pile.

7. Based on our professional experience, the data and information set forth in and attached to this Declaration, and our supervision of the Study Area 7 construction activities, we believe that all COPR Materials have been removed from the excavated quality control zones identified in Paragraph 3 as required by the Court's Final Judgment.

8. We certify that the foregoing is true and correct to the best of our respective knowledge.

William Hague

Dated 7/24/09

Peter W. Deming

Dated 7/23/09

EXHIBIT A

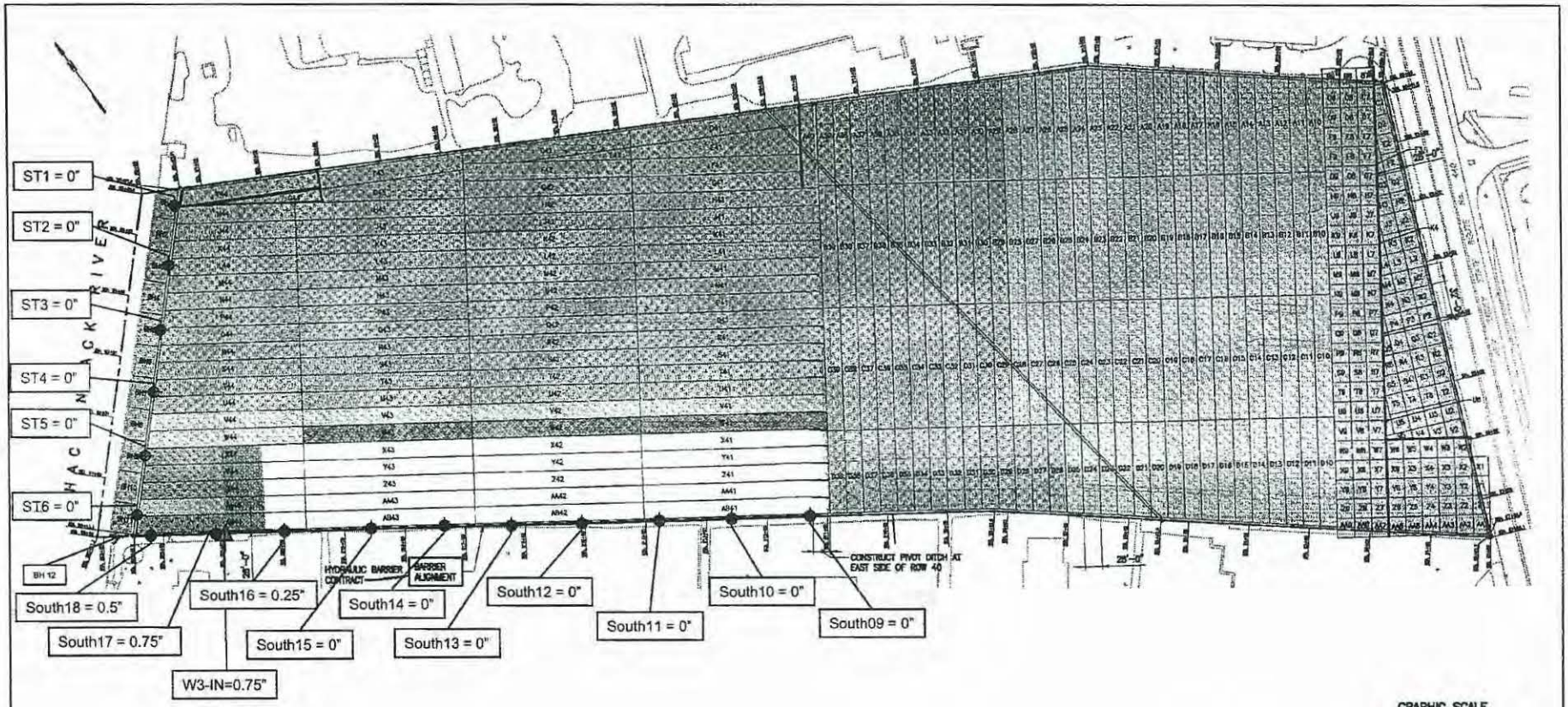

GRAPHIC SCALE

80' 40' 0 80' 160'

LEGEND

- Not Excavated
- Under Excavation
- Bottom Testing in Progress
- Bottom Tested Less Than 20ppm Cr^{+6}
- Bridging Fill in Place
- Finished Grade

Barrier Target with Cumulative Displacement Reading Recorded at Top of Steel

Inclinometer with Deflection Reading Recorded at 5ft Below Ground Surface

NOTES:

1. Target Readings are cumulative.

STUDY AREA 7

JERSEY CITY NEW JERSEY

Honeywell

EHS ENGINEERING DEPARTMENT
101 COLUMBIA RD. BOX 2105
MORRISTOWN, N.J. 07962

FILE NO. _____

THIS DRAWING, THE PROPERTY OF HONEYWELL, IS FURNISHED SUBJECT TO RETURN ON DEMAND AND THE CONDITION THAT THE INFORMATION AND TECHNOLOGY EMBODIED HEREIN SHALL NOT BE DISCLOSED OR USED AND THE DRAWING SHALL NOT BE REPRODUCED OR COPIED IN WHOLE OR IN PART EXCEPT AS PREVIOUSLY AUTHORIZED IN WRITING. ANY PERSON WHO MAY RECEIVE OR OBSCURE THIS DESIGN WILL BE HELD STRICTLY LIABLE FOR ANY VIOLATION WHETHER WILLFUL OR NEGLIGENT.

MUESER RUTLEDGE CONSULTING ENGINEERS
14 PENN PLAZA – 225 W. 34TH STREET, NEW YORK, NY 10122

SCALE: GRAPHIC | 10210

Cont. 6 – Excavation and Backfill Progress Summary End of July 2, 2009

EXHIBIT B

Honeywell

POST-EXCAVATION CONFIRMATORY SAMPLING RESULTS
Exhibit B
Honeywell Study Area 7
Validated Data of April 1 to June 30, 2009 Samples

Confirmatory Sample ID	Hex Cr (mg/kg)			Northing	Easting	Elevation
115-CF-T42C	115-CF-T42C	1.4	U	685412.737	602262.583	-7.4
115-CF-T43C	115-CF-T43C	1	U	685576.803	602038.871	-4.62
115-CF-U44C	115-CF-U44C	1	U	685709.174	601808.660	-4.74
115-CF-T41E	115-CF-T41E	12	U	685168.650	602593.843	-6.99
115-CF-T41W	115-CF-T41W	1.3	U	685308.925	602398.282	-6.89
115-CF-U43C	115-CF-U43C	0.98	U	685559.323	602022.519	-5.33
115-CF-U41E1	115-CF-U41E1	12	U	685146.259	602575.254	-7.01
115-CF-U41W	115-CF-U41W	1.3	U	685288.037	602380.402	-6.95
115-CF-U42C	115-CF-U42C	6.4		685387.938	602244.872	-7.31
115-CF-V43C	115-CF-V43C	1.4		685530.272	602007.618	-6.775
115-CF-V44C	115-CF-V44C	3.9		685685.611	601794.534	-5.459
115-CF-BH12E	115-CF-BH12E	75.9		685645.233	601542.216	-7
115-CF-BH12W	115-CF-BH12W	53.8		685659.174	601526.869	-7
115-CF-V41E	115-CF-V41E	11	U	685126.123	602557.019	-6.86
115-CF-V41W	115-CF-V41W	1.2	U	685256.526	602380.587	-6.542
115-CF-V42C	115-CF-V42C	2.5	U	685370.760	602227.123	-7.665
115-CF-W44W2	115-CF-W44W2	1.4		685693.016	601733.647	-6.297
115-CF-W44E	115-CF-W44E	2	U	685626.306	601805.810	-4.822
115-CF-AA44W	115-CF-AA44W	9.5		685613.838	601654.660	-5.262

EXHIBIT C

Honeywell

PERIMETER BARRIER AND SUBGRADE CONFIRMATORY SAMPLING RESULTS
Exhibit C
Honeywell Study Area 7
Validated Data of April 1 to June 30, 2009 Samples

Confirmatory Sample ID	Validated Results Hex Cr (mg/kg)
No Samples Were Obtained This 2nd Quarter of 2009	

INTERFAITH COMMUNITY ORGANIZATION, et al., Plaintiff(s), vs. HONEYWELL INTERNATIONAL INC., et al., Defendant(s).	UNITED STATES DISTRICT COURT DISTRICT OF NEW JERSEY Civil Action No. 95-2097 (DMC) **DECLARATION CONFIRMING EXCAVATION AT STUDY AREA 7**

We, the undersigned declare as follows:

1. William Hague is the Director of Construction for Honeywell's Study Area 7 Field Operations. Mr. Hague is a licensed professional engineer in the State of New Jersey. Mr. Hague has direct responsibility on behalf of Honeywell International for the management of construction activities at Study Area 7 related to the implementation of the Court's June 30, 2003 Final Judgment, including the excavation, transportation, disposal, and treatment of COPR and materials at Study Area 7 to the extent that such materials contain hexavalent chromium at levels exceeding 240 ppm ("COPR Materials").

2. To implement the Court's June 30, 2003 Final Judgment, Honeywell retained Mueser Rutledge Engineers ("MRCE") to design the construction activities related to the excavation of the COPR Materials. MRCE is the engineer of record for the design and implementation of construction activities related to the excavation of COPR Materials from Study Area 7. Mr. Peter W. Deming is a licensed professional engineer in the State

of New Jersey, a partner at MRCE, and is the engineer at MRCE with primary responsibility for design activities at the Study Area 7 Site, including Record Drawings for the implementation of the Court's Final Judgment.

3. Full scale excavation of COPR Materials began on April 3, 2006 **and was completed on September 16, 2009**. For planning and implementation purposes, the excavation has been subdivided into numerous quality control zones. These quality control zones are shown on Exhibit A. Between **July 1, 2009 and September 16, 2009**, COPR Materials were excavated and the field and sampling procedures described in paragraphs 4-6 below were conducted for the following quality control zones shown on Exhibit A: **X44W1, Y44W2, Z44W2, AB44W1, X44E, AA43W, AB43W, W43W, X43W, Y43W, Z43W, Y44E, Z44E, AA43E, AA44E, AB43E, W43E, X43E, Y43E, AB44E, Y42W, Z42W, AA42W, AB42W, Z43E1, W43E1, W42W, X42W, V42C1, V41E1, V41W1, Y42E, Z42E, AA42E, AB42E, W42E, X42E, W41E, W41W, X41E, X41W, Y41E, Y41W, Z41E, Z41W, AA41E, AA41W, AB41E, and AB41W** (the "excavated quality control zones").

4. As demonstrated by field reports prepared by MRCE engineers which have been submitted to the Special Master periodically, the bottom (and, to the extent that a quality control zone borders the perimeter barrier wall, the perimeter side as well) of each excavated quality control zone was visually inspected by personnel from MRCE for the remaining presence of COPR Materials. Except as set forth below in Paragraph 6, to the extent that field reports indicated that any COPR Material was observed, Honeywell

contractors conducted further removal activities until MRCE inspectors were satisfied upon visual inspection that the COPR Materials had been removed. The quality control zone was then sampled in accordance with Paragraph 5, below.

5. Under the 100% Design and approved workplans, Honeywell conducted confirmation sampling of the bottom of the excavation in the excavated quality control zones. Samples of final subgrade were collected and sent to an independent laboratory to confirm that subgrade materials remaining in place contain less than 240 ppm hexavalent chromium. Honeywell then submitted all of the results received from the laboratory for third party validation. The table set forth in Exhibit B lists each sample location and provides the validated sample result for hexavalent chromium at that location. No validated sample for any of the sample locations listed on Exhibit B exceeded 240 ppm hexavalent chromium.

6. Honeywell contractors scraped SCB backfill from the perimeter barrier wall face until MRCE inspectors were satisfied upon visual inspection that the COPR Materials had been removed. Confirmation samples were then taken from the perimeter barrier wall in these locations, S12+30, S15+50, S18+28, and S21+08, (one for each subgrade QC zone). Exhibit C is a table of the validated laboratory results with respect to these confirmatory samples. No validated sample for any of the sample locations listed on Exhibit C exceeded 240 ppm hexavalent chromium.

7. Based on our professional experience, the data and information set forth in and attached to this Declaration, and our supervision of the Study Area 7 construction activities, we believe that all COPR Materials have been removed from the excavated quality control zones identified in Paragraph 3 and areas on the perimeter barrier wall face identified in Paragraph 6 as required by the Court's Final Judgment.

8. We certify that the foregoing is true and correct to the best of our respective knowledge.

William Hague

Dated 11/17/09

Peter W. Deming

Dated 11/16/09

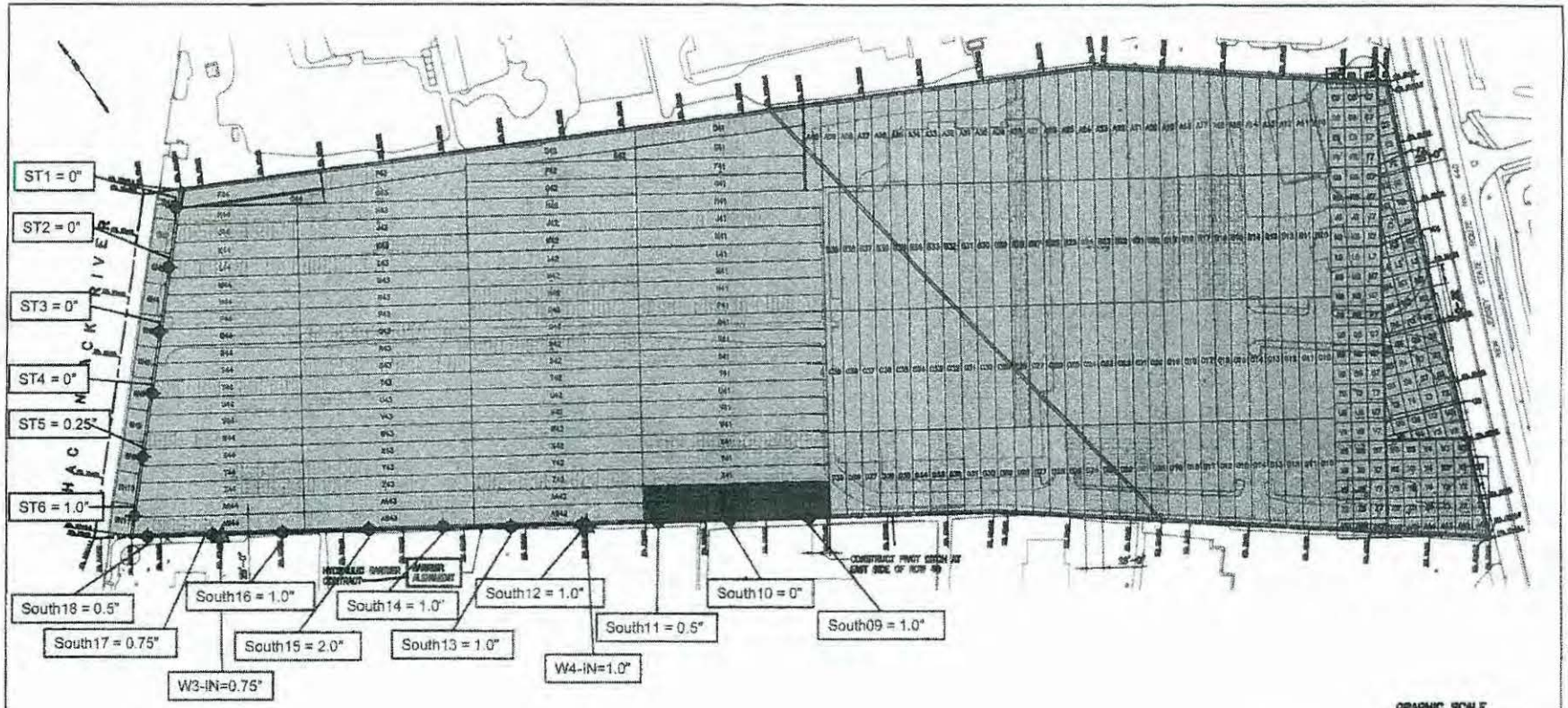

LEGEND

- Not Excavated
- Under Excavation
- Bottom Testing in Progress
- Bottom Tested Less Than 20ppm Cr^{+6}
- Bridging Fill in Place
- Finished Grade
- Barrier Target with Cumulative Displacement Reading Recorded at Top of Steel
- Inclinometer with Deflection Reading Recorded at 5ft Below Ground Surface

NOTES:

1. Target Readings are cumulative.

Exhibit A

STUDY AREA 7

JERSEY CITY NEW JERSEY

Honeywell

THIS DRAWING, THE PROPERTY OF HONEYWELL, IS FURNISHED SUBJECT TO RETURN ON DEMAND AND THE CONDITION THAT THE INFORMATION AND TECHNOLOGY EMBODIED HEREIN SHALL NOT BE DISCLOSED OR USED AND THIS DRAWING SHALL NOT BE REPRODUCED OR COPIED IN WHOLE OR IN PART EXCEPT AS PREVIOUSLY AUTHORIZED IN WRITING. ANY PERSON WHO HAS POSSESSION OF THIS DRAWING, BE HELD STRICTLY LIABLE FOR ANY VIOLATION WHETHER WILFUL OR NEGLIGENT

MUESER RUTLEDGE CONSULTING ENGINEERS
14 PENN PLAZA – 225 W. 34TH STREET, NEW YORK, NY 10122

SCALE: GRAPHIC		10210

Cont. 6 – Excavation and Backfill Progress Summary End of September 18, 2009

Honeywell

POST-EXCAVATION CONFIRMATORY SAMPLING RESULTS
Exhibit B
Honeywell Study Area 7
Validated Data of July 1 to Sept. 16, 2009 Samples

Confirmatory Sample ID	Hex Cr (mg/kg)			Northing	Easting	Elevation
115-CF-X44W1	115-CF-X44W1	3.7		685678.771	601712.361	-6.13
115-CF-Y44W2	115-CF-Y44W2	2.4	U	685650.147	601699.076	-8.89
115-CF-Z44W2	115-CF-Z44W2	2.3	U	685629.393	601681.172	-8.26
115-CF-AB44W1	115-CF-AB44W1	1	U	685586.454	601641.425	-5.35
115-CF-X44E	115-CF-X44E	3.1	U	685605.774	601808.327	-4.61
115-CF-AA43W	115-CF-AA43W	1	U	685464.327	601858.147	-5.82
115-CF-AB43W	115-CF-AB43W	0.96	U	685437.408	601845.962	-6.33
115-CF-AB43WD	115-CF-AB43WD	1	U	685437.408	601845.962	-6.33
115-CF-W43W	115-CF-W43W	0.95	U	685551.279	601931.912	-6.86
115-CF-X43W	115-CF-X43W	2.2		685526.589	601916.156	-6.61
115-CF-Y43W	115-CF-Y43W	0.96	U	685507.266	601893.956	-4.45
115-CF-Z43W	115-CF-Z43W	1	U	685492.953	601867.457	-4.35
115-CF-Y44E	115-CF-Y44E	2.5	U	685585..023	601793.611	-3.06
115-CF-Z44E	115-CF-Z44E	3.2	U	685559.260	601777.855	-2.95
115-CF-AA43E	115-CF-AA43E	1.1	U	685368.988	601984.578	-2.8
115-CF-AA44E	115-CF-AA44E	1	U	685536.359	601764.248	-3.45
115-CF-AB43E	115-CF-AB43E	1.1	U	685350.023	601967.032	-2.87
115-CF-W43E	115-CF-W43E	4.8		685464.171	602049.033	-7.71
115-CF-X43E	115-CF-X43E	0.99	U	685441.269	602032.919	-4.81
115-CF-Y43E	115-CF-Y43E	1.1	U	685420.515	602013.582	-2.28
115-CF-Y43ED	115-CF-Y43ED	1.3	U	685420.515	602013.582	-2.28
115-CF-AB44E	115-CF-AB44E	1.1	U	685513.458	601740.256	-4.65
115-CF-Y42W	115-CF-Y42W	2	U	685336.303	602125.951	-3.75
115-CF-Z42W	115-CF-Z42W	2.1	U	685318.501	602105.663	-4.49
115-CF-AA42W	115-CF-AA42W	2	U	685296.248	602090.322	-3.97
115-CF-AB42W	115-CF-AB42W	2	U	685271.523	602072.012	-3.76
115-CF-Z43E1	115-CF-Z43E1	2.1	U	685395.826	601999.259	-2.87
115-CF-W43E1	115-CF-W43E1	8.3	J	685464.171	602049.033	-8.21
115-CF-W42W	115-CF-W42W	2.5	U	685389.214	602148.715	-8.42
115-CF-X42W	115-CF-X42W	2	U	685360.533	602139.808	-4.17
115-CF-V42C1	115-CF-V42C1	1.3	U	685370.760	602227.123	-8.01
115-CF-V41E1	115-CF-V41E1	14	UJ	685126.123	602557.019	-7.49
115-CF-V41W1	115-CF-V41W1	2.3	U	685256.526	602380.587	-6.99
115-CF-Y42E	115-CF-Y42E	1.1	UJ	685250.753	602243.233	-4.47
115-CF-Z42E	115-CF-Z42E	1.1	UJ	685228.501	602224.923	-4.00
115-CF-AA42E	115-CF-AA42E	1.1	UJ	685209.215	602208.098	-5.15
115-CF-AB42E	115-CF-AB42E	1.1	UJ	685190.919	602182.860	-4.82
115-CF-W42E	115-CF-W42E	15.1	J	685297.237	602277.873	-7.41
115-CF-X42E	115-CF-X42E	0.99	U	685271.523	602258.079	-3.78
115-CF-W41E	115-CF-W41E	12	U	685123.302	602514.047	-6.93
115-CF-W41W	115-CF-W41W	1.3	U	685228.173	602369.368	-6.82
115-CF-X41E	115-CF-X41E	13	U	685097.840	602501.955	-6.64
115-CF-X41W	115-CF-X41W	1.3	U	685206.163	602353.389	-3.30
115-CF-Y41E	115-CF-Y41E	14	U	685066.335	602495.909	-6.72
115-CF-Y41W	115-CF-Y41W	1.3	U	685181.564	602340.000	-3.10
115-CF-Y41ED	115-CF-Y41ED	14	U	685066.335	602495.909	-6.72
115-CF-Y41WD	115-CF-Y41WD	1.3	U	685181.564	602340.000	-3.10
115-CF-Z41E	115-CF-Z41E	11	U	685045.620	602479.929	-6.56
115-CF-Z41W	115-CF-Z41W	7.3		685159.554	602326.180	-3.03
115-CF-Z41ED	115-CF-Z41ED	11	U	685045.620	602479.929	-6.56
115-CF-Z41WD	115-CF-Z41WD	3	U	685159.554	602326.180	-3.03
115-CF-AA41E	115-CF-AA41E	10	U	685017.568	602466.109	-6.14
115-CF-AA41W	115-CF-AA41W	2.6	U	685136.249	602307.178	-3.08

Confirmatory Sample ID	Hex Cr (mg/kg)			Northing	Easting	Elevation
115-CF-AB41E	115-CF-AB41E	11	U	684996.421	602448.834	-6.39
115-CF-AB41W	115-CF-AB41W	2.9	U	685110.787	602292.494	-3.49

Honeywell

PERIMETER BARRIER AND SUBGRADE CONFIRMATORY SAMPLING RESULTS

Exhibit C

Honeywell Study Area 7

Validated Data of July 1 to Sept. 16, 2009 Samples

Confirmatory Sample ID	Validated Results Hex Cr (mg/kg)		
115-WC-S1828	115-WC-S1828	2.4	U
115-WC-S2108	115-WC-S2108	2	U
115-WC-S1550	115-WC-S1550	1.4	U
115-WC-S1550D	115-WC-S1550D	1.3	U
115-WC-S1230	115-WC-S1230	5.1	J
115-WC-S1230D	115-WC-S1230D	2.4	J

Appendix D-7: Central Underdrain As-Built Points

Honeywell

Point	Northing	Easting	Elevation
1	684354.766	603294.145	0.71
2	684479.896	603353.286	0.77
3	684639.275	603428.088	1.04
4	684699.733	603458.359	1.08
5	684939.464	603571.87	1.65
6	684951.966	603549.737	1.45
7	684978.831	603522.53	1.18
8	684874.26	603487.235	1.31
9	684683.471	603339.664	0.94
10	684725.821	603281.143	0.15
11	684585.917	603263.731	0.54
12	684544.649	603231.776	0.52
13	684459.3	603163.3	-0.23
14	684458.1	603163.4	-0.3
15	685018.5	603476.1	0
16	684873.4	603361.6	-0.13
17	684819.7	603323.9	-0.36
18	684751	603269.1	-0.4
19	684740.8	603261.2	-0.58
20	684646.1	603188.8	-0.7
21	684588.8	603149.8	-0.93
22	684573.4	603138.2	-1.01
23	684550.2	603117.7	-1.06
24	684521.4	603088.1	-1.1
25	685031.4	603460.3	0.01
26	685082.5	603400.8	-0.73
27	685024.7	603354.5	-0.94
28	684994.4	603330.7	-1.01
29	684846.199	603215.471	-1.09
30	684806.901	603183.309	-1.1
31	684783.465	603198.325	-1.12
32	684800.102	603177.726	-1.13
33	684823.295	603147.495	-1.15
34	684655.92	603066.616	-1.5
35	684589.392	603011.785	-1.47
36	684579.005	603022.896	-1.39
37	685132.306	603343.38	-1.2
38	684629	602969.5	-1.65
39	684653.155	602935.536	-1.92
40	684655.868	602935.366	-1.9
41	684703.7	602974.4	-1.81
42	684865.41	603100.32	-1.6
43	684980.14	603191.83	-1.51
44	685108.81	603291.87	-1.5
45	685149.87	603323.5	-1.5

Point	Northing	Easting	Elevation
46	684886.24	603082.37	-1.65
47	684692.16	602893.94	-1.64
48	684913.98	603056.84	-1.36
49	685180.21	603289.79	-2.1
50	685216.57	603247.37	-2.01
51	685224.646	603237.426	-2.31
52	685135.732	603186.62	-1.952
53	685056.549	603124.896	-2.048
54	684988.512	603070.576	-1.54
55	684937.122	603027.668	-1.51
56	684945.114	603017.298	-1
57	684794.046	602917.402	-2.05
58	684718.905	602858.513	-2.37
59	684655.011	602932.636	-1.29
60	684756.146	602807.259	-1.296
61	684976.059	602977.202	-1.81
62	685240.777	603212.143	-3.193
63	685257.457	603185.079	-2.521
64	685269.239	603163.305	-2.986
65	685295.371	603120.178	-3.652
66	685189.315	603102.872	-3.634
67	685071.17	603009.278	-3.781
68	684996.304	602952.207	-2.98
69	685004.16	602941.785	-3.059
70	684955.148	602922.821	-2.728
71	684905.46	602884.645	-2.683
72	684826.07	602818.407	-2.006
73	684779.582	602781.606	-1.805
74	684799.086	602762.579	-2.4
75	684832.609	602726.659	-3.181
76	685050.615	602883.314	-3.493
77	685315.246	603082.104	-3.02
78	685320.589	603072.106	-4.043
79	685338.691	603040.156	-3.522
80	685229.044	603002.799	-3.451
81	685089.173	602896.795	-3.215
82	685059.237	602871.577	-3.571
83	685089.757	602832.437	-4.352
84	685019.045	602841.033	-3.649
85	684939.916	602779.819	-4.002
86	684848.626	602706.633	-4.525
87	684854.281	602699.577	-4.608
88	685372.127	602988.111	-6.151
89	685370.449	602990.457	-4.688
90	685373.602	602985.464	-4.359

Point	Northing	Easting	Elevation
91	685369.513	602986.61	-4.68
92	685379.523	602976.096	-4.374
93	685312.108	602943.615	-4.815
94	685253.039	602896.432	-4.975
95	685275.906	602866.348	-4.921
96	685224.062	602872.376	-5.067
97	685167.554	602829.984	-5.002
98	685191.298	602798.368	-5.059
99	685131.041	602801.128	-5.106
100	685120.376	602793.602	-4.947
101	685144.532	602764.281	-4.527
102	685109.788	602785.34	-5.027
103	685081.149	602762.805	-5.003
104	685104.293	602733.009	-4.988
105	685071.043	602754.923	-4.96
106	684907.72	602627.21	-6.41
107	684906.06	602629.2	-4.83
108	685422.48	602900.72	-4.55
109	685440.87	602867.68	-4.55
110	685323.44	602825.24	-4.95
111	685313.59	602818.17	-4.89
112	685336.49	602788.1	-4.97
113	685226.762	602749.346	-5.02
114	685217.26	602743.23	-4.94
115	685241.12	602729.78	-5.09
116	685180.31	602716.34	-4.73
117	685193.11	602695.55	-4.75
118	685159.59	602699.41	-4.85
119	685140.02	602684.05	-5.11
120	684994.04	602695.78	-5.25
121	685013.46	602666.9	-5.1
122	684942.2	602653.73	-4.68
123	685044.65	602623.89	-4.83
124	685110.85	602659.16	-5.14
125	685053.58	602612.14	-4.54
126	685061.13	602601.94	-4.63
127	685034.31	602596.48	-4.48
128	684909.77	602624.8	-4.63
129	684909.06	602628.51	-4.79
130	684966.19	602546.92	-4.6
131	684974.75	602535.76	-4.61
132	685472.12	602814.65	-4.55
133	685413.45	602768.06	-4.48
134	685542.11	602697.1	-4.49
135	685631.22	602545.93	-5.17

Point	Northing	Easting	Elevation
136	685745.6	602351.28	-4.91
137	685800.99	602256.1	-1.18
138	685833.36	602199.33	0.11
139	685372.64	602737.81	-4.64
140	685397.26	602704.94	-4.69
141	685459.44	602619.99	-4.73
142	685506.23	602556.15	-4.41
143	685567.03	602471.46	-1.81
144	685622.31	602395.82	-1.22
145	685736.28	602240.49	-0.93
146	685786.82	602170.43	-0.39
147	685911.69	601997.11	1.21
148	685935.24	602026.19	1.33
149	685321.637	602697.193	-5.163
150	685256.723	602708.045	-5.231
151	685285.573	602668.798	-5.195
152	685221.624	602659.94	-4.861
153	685266.856	602653.812	-4.866
154	685242.661	602635.786	-4.716
155	685226.056	602621.56	-4.872
156	685358.931	602568.976	-5.018
157	685412.123	602497.118	-4.558
158	685470.666	602416.269	-0.763
159	685514.033	602357.627	-0.482
160	685596.652	602244.113	-0.257
161	685640.943	602184.356	-0.006
162	685744.596	602045.994	-0.422
163	685791.35	601983.796	-0.459
164	685837.144	601923.252	-0.36
165	685198.926	602601.304	-4.933
166	685160.139	602570.947	-5.058
167	685272.961	602499.071	-3.81
168	685317.294	602438.515	-3.592
169	685339.538	602408.299	-3.278
170	685376.615	602358.971	-3.364
171	685593.367	602065.332	-1.624
172	685658.899	601975.761	-1.673
173	685710.02	601905.803	-2.066
174	685762.296	601834.815	-2.292
175	685694.718	601740.806	-4.556
176	685599.572	601870.787	-2.466
177	685479.256	602033.442	-5.63
178	685442.86	602084.686	-4.926
179	685420.679	602117.061	-5.246
180	685396.545	602151.815	-5.593

Point	Northing	Easting	Elevation
181	685376.761	602176.293	-5.382
182	685615.257	601665.077	-4.06
183	685571.159	601725.777	-3.776
184	685540.631	601765.952	-0.486
185	685525.505	601785.554	-0.162
186	685483.589	601845.876	-1.603
187	685444.983	601897.518	-1.282
188	685378.152	601988.201	-0.27
189	685345.992	602216.063	-5.082
190	685301.307	602276.173	-5.023
191	685153.456	602478.286	-4.424
192	685112.215	602535.134	-4.85
193	685091.738	602562.168	-4.548
194	685062.218	602494.871	-4.843
195	685355.937	602018.668	0.901
196	685289.12	602109.414	0.013
197	685215.181	602210.483	-0.475
198	685004.551	602494.84	-3.612
199	685026.1	602464.294	-4.257
200	685033.107	602453.157	-4.139
201	685096.89	602368.001	-2.959
202	685149.104	602297.822	-0.063
203	685644.024	601625.299	-3.489
204	685661.996	601643.423	-3.491
205	685664.426	601596.699	-3.687
206	685682.933	601614.655	-3.7
207	685716.1	601649.218	-2.356
208	685743.51	601677.699	-2.032
209	685693.379	601676.23	-2.818
210	685721.956	601705.024	-2.595
211	685751.915	601735.197	-2.36
212	685780.806	601765.214	-1.985
213	685784.574	601804.293	-2.282
214	685799.25	601783.974	-1.564
215	685816.674	601802.981	-1.357
216	685859.796	601847.878	-0.416
217	685777.141	601713.29	-1.818
218	685801.861	601738.519	-1.785
219	685873.129	601812.949	-0.265
220	685820.116	601756.536	-1.883
221	685836.899	601775.089	-1.466
222	685877.915	601865.784	0.447
223	685860.007	601890.618	-0.281
224	685897.593	601837.882	0.12
225	685911.281	601900.661	0.799

Point	Northing	Easting	Elevation
226	685939.114	601929.925	1.234
227	685915.048	601856.479	0.442
228	685947.981	601890.757	0.906
229	685932.864	601969.652	1.561
230	685952.93	601943.999	1.404
231	685973.566	601917.282	1.04
232	685988.971	601931.901	2.204
233	685970.604	601961.611	1.406
234	685951.783	601992.04	1.389

Notes:

1. Coordinates are referenced to NAD 83.
2. Elevations are referenced to NGVD 1929.
3. Elevations were taken at tops of pipes.

Appendix E: Transportation, Treatment & Disposal Documentation

E-1 Hazardous Waste Manifest Log (Barrier Wall Spoils Removed)

E-2 Hazardous Waste Manifest Log (Excavated Material)

E-3 Hazardous Waste Copies of Submitted Biennial Hazardous Waste Reports

E-4 Non-Hazardous Manifest Log (all SCB Spoils and Work Platform Material)

E-5 Non-Hazardous Manifest Log (all Recycle Asphalt/Concrete Removed from Site)

E-6 Non-Hazardous Copies of Submitted Documentation to NJMC

E-7 Non-Hazardous Asphalt/Steel Waste Tracking

E-8 WWTP - Manifest Log for Filter Cake

E-9 WWTP - Copies of Submitted Annual Export Hazardous Waste Reports

E-10 WWTP - Copies of EPA Approval Letters for Exporting Hazardous Waste to Canada

Honeywell

Appendix E-1: Hazardous Waste Manifest Log (Barrier Wall Spoils Removed)

2005	US Ecology
2005	Stablex Canada
2005	EQ Michigan Disposal
2005	CWM-Model City
	Liquid
2005	Dupont
2006	Dupont

(2005) HONEYWELL SA-7 WASTE TRACKING: US ECOLOGY										
Date Shipped	**Date of Return Manifest**	**State Manifest**	**N/A**	**Man. Doc #**	**Facilty Manifest Weight (lbs)**	**Estimated Weight (lbs)**	**Manifest - Estimate (lbs)**	**Manifest - Estimate (%)**	**Material**	**Transporter**
03/04/05	04/11/05	NJA5207122		*00154	48,460	46,000	2,460	5.1%	Slurry	Horwith
24.23	**TONS**		**MARCH SUB-TOTAL:**		48,460	46,000	2,460	5.35%		
24.23	**TONS (Facilty)**		**CUMULATIVE TOTAL:**		48,460	46,000	2,460	5.35%		
06/23/05	08/15/05	NJA5081493		00874	13,880	48,280	(34,400)	-247.8%	Diag COPR	Horwith
06/23/05	08/15/05	NJA5081492		00875	70,360	47,440	22,920	32.6%	Diag COPR	Horwith
06/23/05	08/15/05	NJA5081491		00878	67,740	49,860	17,880	26.4%	Diag COPR	Horwith
06/23/05	08/15/05	NJA5081490		00879	28,300	48,380	(20,080)	-71.0%	Diag COPR	Horwith
06/23/05	08/15/05	NJA5081489		00880	9,960	50,180	(40,220)	-403.8%	Diag COPR	Horwith
06/23/05	08/15/05	NJA5081488		00881	66,160	49,680	16,480	24.9%	Diag COPR	Horwith
06/23/05	08/15/05	NJA5081487		00882	67,140	47,200	19,940	29.7%	Diag COPR	Horwith
06/23/05	08/15/05	NJA5081486		00883	40,700	48,120	(7,420)	-18.2%	Diag COPR	Horwith
06/23/05	08/15/05	NJA5081485		00884	39,480	52,920	(13,440)	-34.0%	Diag COPR	Horwith
06/23/05	08/15/05	NJA5081484		00885	37,060	49,940	(12,880)	-34.8%	Diag COPR	Horwith
06/23/05	08/15/05	NJA5081483		00886	67,680	50,380	17,300	25.6%	Diag COPR	Horwith
06/23/05	08/15/05	NJA5081482		00887	52,280	48,720	3,560	6.8%	Diag COPR	Horwith
06/23/05	08/15/05	NJA5081481		00888	33,780	48,560	(14,780)	-43.8%	Diag COPR	Horwith
06/23/05	08/15/05	NJA5081480		00889	33,760	48,560	(14,800)	-43.8%	Diag COPR	Horwith
06/24/05	08/15/05	NJA5081479		00890	68,180	49,060	19,120	28.0%	Diag COPR	Horwith
06/27/05	08/04/05	NJA5081469		00893	36,580	49,220	(12,640)	-34.6%	Diag COPR	Horwith
06/27/05	08/04/05	NJA5081470		00894	67,860	50,480	17,380	25.6%	Diag COPR	Horwith
06/27/05	08/04/05	NJA5081471		00895	76,800	50,360	26,440	34.4%	Diag COPR	Horwith
06/27/05	08/04/05	NJA5081472		00896	37,140	50,340	(13,200)	-35.5%	Diag COPR	Horwith
06/27/05	08/04/05	NJA5081473		00897	38,200	50,960	(12,760)	-33.4%	Diag COPR	Horwith
06/27/05	08/04/05	NJA5081474		00898	38,660	48,140	(9,480)	-24.5%	Diag COPR	Horwith
06/27/05	08/04/05	NJA5081475		00899	66,620	49,320	17,300	26.0%	Diag COPR	Horwith
06/28/05	08/04/05	NJA5269560		00900	29,920	48,460	(18,540)	-62.0%	Diag COPR	Horwith
06/28/05	08/04/05	NJA5269561		00901	19,080	47,140	(28,060)	-147.1%	Diag COPR	Horwith
06/28/05	08/04/05	NJA5269562		00902	76,860	49,140	27,720	36.1%	Diag COPR	Horwith
06/28/05	08/04/05	NJA5269563		00903	19,100	45,960	(26,860)	-140.6%	Diag COPR	Horwith
06/28/05	08/04/05	NJA5269564		00904	76,920	48,600	28,320	36.8%	Diag COPR	Horwith
06/28/05	08/04/05	NJA5269568		00905	22,200	48,420	(26,220)	-118.1%	Diag COPR	Horwith
06/28/05	08/04/05	NJA5269569		00906	22,220	48,480	(26,260)	-118.2%	Diag COPR	Horwith
06/28/05	08/04/05	NJA5269570		00909	77,220	49,820	27,400	35.5%	Diag COPR	Horwith
06/28/05	08/04/05	NJA5269571		00910	71,180	50,680	20,500	28.8%	Diag COPR	Horwith
06/28/05	08/04/05	NJA5269573		00912	38,020	47,700	(9,680)	-25.5%	Diag COPR	Horwith
06/28/05	08/04/05	NJA5269574		00913	76,400	50,420	25,980	34.0%	Diag COPR	Horwith
06/28/05	08/04/05	NJA5269575		00914	66,720	51,160	15,560	23.3%	Diag COPR	Horwith
06/29/05	08/04/05	NJA5081411		00915	67,720	48,860	18,860	27.8%	Diag COPR	Horwith
06/29/05	08/04/05	NJA5081412		00918	12,220	45,440	(33,220)	-271.8%	Diag COPR	Horwith
06/29/05	08/04/05	NJA5081413		00919	42,400	49,280	(6,880)	-16.2%	Diag COPR	Horwith
06/29/05	08/04/05	NJA5081414		00920	66,660	47,900	18,760	28.1%	Diag COPR	Horwith
06/29/05	08/04/05	NJA5081415		00921	19,960	50,360	(30,400)	-152.3%	Diag COPR	Horwith
06/29/05	08/15/05	NJA5269578		00922	31,620	48,320	(16,700)	-52.8%	Diag COPR	Horwith
06/29/05	08/15/05	NJA5269579		00923	31,600	47,460	(15,860)	-50.2%	Diag COPR	Horwith
06/29/05	08/15/05	NJA5269580		00927	82,340	49,900	32,440	39.4%	Diag COPR	Horwith
06/29/05	08/15/05	NJA5269581		00928	42,780	48,880	(6,100)	-14.3%	Diag COPR	Horwith
06/29/05	08/04/05	NJA5269583		00929	28,400	49,280	(20,880)	-73.5%	Diag COPR	Horwith
06/29/05	08/04/05	NJA5269584		00930	28,420	48,000	(19,580)	-68.9%	Diag COPR	Horwith
06/29/05	08/04/05	NJA5269585		00931	77,180	48,240	28,940	37.5%	Diag COPR	Horwith
06/29/05	08/15/05	NJA5269586		00932	19,820	45,980	(26,160)	-132.0%	Diag COPR	Horwith
06/29/05	08/04/05	NJA5269587		00933	55,660	49,160	6,500	11.7%	Diag COPR	Horwith
06/30/05	08/15/05	NJA5269589		00934	19,820	50,020	(30,200)	-152.4%	Diag COPR	Horwith
06/30/05	08/15/05	NJA5269590		00935	77,800	47,960	29,840	38.4%	Diag COPR	Horwith
06/30/05	08/15/05	NJA5269591		00936	68,660	46,880	21,780	31.7%	Diag COPR	Horwith
06/30/05	08/15/05	NJA5269592		00937	28,700	49,840	(21,140)	-73.7%	Diag COPR	Horwith
06/30/05	08/15/05	NJA5269593		00938	67,100	48,820	18,280	27.2%	Diag COPR	Horwith
06/30/05	08/15/05	NJA5269595		00939	77,400	49,500	27,900	36.0%	Diag COPR	Horwith
06/30/05	08/15/05	NJA5269596		00940	67,080	47,000	20,080	29.9%	Diag COPR	Horwith
06/30/05	08/15/05	NJA5269597		00941	19,520	49,940	(30,420)	-155.8%	Diag COPR	Horwith
06/30/05	08/15/05	NJA5269598		00942	77,280	48,340	28,940	37.4%	Diag COPR	Horwith
06/30/05	08/15/05	NJA5269599		00943	19,120	47,220	(28,100)	-147.0%	Diag COPR	Horwith
1,391.71	**TONS**		**JUNE SUB-TOTAL:**		2,783,420	2,834,660	(51,240)	-1.81%		
1,415.94	**TONS (Facility)**		**CUMULATIVE TOTAL:**		2,831,880	2,880,660	(51,240)	-1.78%		
07/05/05	08/15/05	NJA5269601		00949	20,000	48,720	(28,720)	-143.6%	Diag COPR	Horwith
07/05/05	08/04/05	NJA5269602		00951	29,320	47,120	(17,800)	-60.7%	Diag COPR	Horwith
07/05/05	08/04/05	NJA5269603		00952	29,300	48,180	(18,880)	-64.4%	Diag COPR	Horwith
07/05/05	08/04/05	NJA5269604		00953	77,300	49,740	27,560	35.7%	Diag COPR	Horwith
07/05/05	08/04/05	NJA5269605		00954	17,840	47,260	(29,420)	-164.9%	Diag COPR	Horwith
07/05/05	08/04/05	NJA5269606		00955	59,780	49,280	10,500	17.6%	Diag COPR	Horwith
07/05/05	08/04/05	NJA5269607		00956	68,040	45,260	22,780	33.5%	Diag COPR	Horwith

(2005) HONEYWELL SA-7 WASTE TRACKING: US ECOLOGY										
Date Shipped	Date of Return Manifest	State Manifest	N/A	Man. Doc #	Facilty Manifest Weight (lbs)	Estimated Weight (lbs)	Manifest - Estimate (lbs)	Manifest - Estimate (%)	Material	Transporter
07/05/05	08/04/05	NJA5269611		00958	66,900	48,940	17,960	26.8%	Diag COPR	Horwith
07/05/05	08/04/05	NJA5269612		00959	38,540	46,980	(8,440)	-21.9%	Diag COPR	Horwith
07/05/05	08/04/05	NJA5269613		00960	19,270	49,160	(29,890)	-155.1%	Diag COPR	Horwith
07/05/05	08/04/05	NJA5269615		00961	19,270	49,640	(30,370)	-157.6%	Diag COPR	Horwith
07/05/05	08/04/05	NJA5269616		00962	77,040	50,660	26,380	34.2%	Diag COPR	Horwith
07/05/05	08/04/05	NJA5269617		00963	77,680	48,580	29,100	37.5%	Diag COPR	Horwith
07/05/05	08/04/05	NJA5269618		00964	51,160	50,040	1,120	2.2%	Diag COPR	Horwith
07/06/05	08/04/05	NJA5269619		00965	66,960	47,940	19,020	28.4%	Diag COPR	Horwith
07/06/05	08/04/05	NJA5269620		00966	67,960	50,000	17,960	26.4%	Diag COPR	Horwith
07/06/05	08/04/05	NJA5269621		00967	9,540	48,480	(38,940)	-408.2%	Diag COPR	Horwith
07/06/05	08/04/05	NJA5269622		00968	48,840	49,740	(900)	-1.8%	Diag COPR	Horwith
07/06/05	08/04/05	NJA5269623		00970	71,600	50,340	21,260	29.7%	Diag COPR	Horwith
07/06/05	08/04/05	NJA5269624		00971	67,980	48,320	19,660	28.9%	Diag COPR	Horwith
07/06/05	08/04/05	NJA5269625		00972	7,640	48,220	(40,580)	-531.2%	Diag COPR	Horwith
07/11/05	08/15/05	NJA5269626		00982	66,880	49,000	17,880	26.7%	SST	Horwith
07/11/05	08/15/05	NJA5269627		00983	15,500	49,000	(33,500)	-216.1%	SST	Horwith
07/11/05	08/15/05	NJA5269628		00984	77,340	49,000	28,340	36.6%	SST	Horwith
07/11/05	08/15/05	NJA5269629		00985	68,480	49,000	19,480	28.4%	SST	Horwith
07/11/05	08/15/05	NJA5269630		00986	22,480	49,000	(26,520)	-118.0%	SST	Horwith
07/11/05	08/15/05	NJA5269631		00987	68,520	49,000	19,520	28.5%	SST	Horwith
07/11/05	08/15/05	NJA5269632		00988	39,540	49,000	(9,460)	-23.9%	SST	Horwith
07/11/05	08/15/05	NJA5269633		00989	36,960	49,000	(12,040)	-32.6%	SST	Horwith
07/11/05	08/15/05	NJA5269634		00990	31,480	49,000	(17,520)	-55.7%	SST	Horwith
07/11/05	08/15/05	NJA5269635		00991	65,820	49,000	16,820	25.6%	SST	Horwith
07/11/05	08/15/05	NJA5269636		00992	68,580	49,000	19,580	28.6%	SST	Horwith
07/11/05	08/15/05	NJA5269637		00993	77,120	49,000	28,120	36.5%	SST	Horwith
07/11/05	08/15/05	NJA5269638		00994	29,800	49,000	(19,200)	-64.4%	SST	Horwith
07/11/05	08/15/05	NJA5269639		00995	44,080	49,000	(4,920)	-11.2%	SST	Horwith
07/12/05	08/15/05	NJA5269640		00997	20,780	49,000	(28,220)	-135.8%	SST	Horwith
07/12/05	08/15/05	NJA5269641		00998	66,760	49,000	17,760	26.6%	SST	Horwith
07/12/05	08/15/05	NJA5269642		00999	76,960	49,000	27,960	36.3%	SST	Horwith
07/12/05	08/15/05	NJA5269643		01000	38,560	49,000	(10,440)	-27.1%	SST	Horwith
07/12/05	08/15/05	NJA5269644		01001	24,800	49,000	(24,200)	-97.6%	SST	Horwith
07/12/05	08/15/05	NJA5269651		01005	16,940	49,000	(32,060)	-189.3%	SST	Horwith
07/12/05	08/15/05	NJA5269645		01006	56,940	49,000	7,940	13.9%	SST	Horwith
07/12/05	08/15/05	NJA5269646		01007	77,200	49,000	28,200	36.5%	SST	Horwith
07/12/05	08/01/05	NJA5269647		01008	37,940	49,000	(11,060)	-29.2%	SST	Horwith
07/12/05	08/15/05	NJA5269648		01009	26,800	49,000	(22,200)	-82.8%	SST	Horwith
07/12/05	08/01/05	NJA5269649		01012	67,820	49,000	18,820	27.7%	SST	Horwith
07/12/05	08/15/05	NJA5269650		01013	39,280	49,000	(9,720)	-24.7%	SST	Horwith
07/12/05	08/01/05	NJA5269654		01014	70,700	49,000	21,700	30.7%	SST	Horwith
07/12/05	08/01/05	NJA5269655		01015	10,840	49,000	(38,160)	-352.0%	SST	Horwith
07/14/05	08/15/05	NJA5269660		01017	67,240	46,100	21,140	31.4%	SST	Horwith
07/14/05	08/15/05	NJA5269665		01018	77,580	46,940	30,640	39.5%	SST	Horwith
07/14/05	08/15/05	NJA5269666		01019	20,160	46,080	(25,920)	-128.6%	SST	Horwith
07/14/05	08/15/05	NJA5269667		01020	20,160	46,080	(25,920)	-128.6%	SST	Horwith
07/14/05	08/15/05	NJA5269668		01026	49,160	46,220	2,940	6.0%	SST	Horwith
07/14/05	08/15/05	NJA5269669		01027	68,240	48,080	20,160	29.5%	SST	Horwith
07/14/05	08/15/05	NJA5269670		01028	34,480	48,380	(13,900)	-40.3%	SST	Horwith
07/14/05	08/15/05	NJA5269671		01029	34,480	49,900	(15,420)	-44.7%	SST	Horwith
07/18/05	08/15/05	NJA5269672		01031	38,480	47,880	(9,400)	-24.4%	SST	Horwith
07/18/05	08/15/05	NJA5269673		01032	67,220	48,280	18,940	28.2%	SST	Horwith
07/18/05	08/15/05	NJA5269674		01033	68,740	49,180	19,560	28.5%	SST	Horwith
07/18/05	08/15/05	NJA5269675		01034	77,620	51,040	26,580	34.2%	SST	Horwith
07/18/05	08/15/05	NJA5269676		01035	8,480	48,900	(40,420)	-476.7%	SST	Horwith
07/18/05	08/15/05	NJA5269677		01036	76,800	49,720	27,080	35.3%	SST	Horwith
07/18/05	08/08/05	NJA5269678		01037	52,940	51,660	1,280	2.4%	SST	Horwith
07/18/05	08/08/05	NJA5269679		01038	77,520	47,400	30,120	38.9%	SST	Horwith
07/18/05	08/08/05	NJA5269680		01039	26,900	49,000	(22,100)	-82.2%	SST	Horwith
07/18/05	08/15/05	NJA5269681		01040	19,240	47,760	(28,520)	-148.2%	SST	Horwith
07/18/05	08/15/05	NJA5269682		01041	19,240	47,670	(28,430)	-147.8%	SST	Horwith
07/18/05	08/15/05	NJA5269683		01042	68,680	48,580	20,100	29.3%	SST	Horwith
07/18/05	08/08/05	NJA5269684		01043	26,880	45,660	(18,780)	-69.9%	SST	Horwith
07/18/05	08/15/05	NJA5269685		01044	69,380	53,980	15,400	22.2%	SST	Horwith
07/19/05	08/12/05	NJA5269688		01048	19,240	46,180	(26,940)	-140.0%	SST	Horwith
07/19/05	08/12/05	NJA5269689		01049	70,560	46,700	23,860	33.8%	SST	Horwith
07/19/05	08/12/05	NJA5269690		01050	68,260	47,420	20,840	30.5%	SST	Horwith
07/19/05	08/12/05	NJA5269691		01051	22,500	46,340	(23,840)	-106.0%	SST	Horwith
07/19/05	08/15/05	NJA5269692		01052	68,140	48,500	19,640	28.8%	SST	Horwith
07/19/05	08/15/05	NJA5269693		01053	76,940	52,880	24,060	31.3%	SST	Horwith
07/19/05	08/15/05	NJA5269694		01054	28,460	50,240	(21,780)	-76.5%	SST	Horwith
07/19/05	08/15/05	NJA5269695		01055	28,460	52,840	(24,380)	-85.7%	SST	Horwith
07/19/05	08/15/05	NJA5269696		01056	8,720	47,960	(39,240)	-450.0%	SST	Horwith
07/19/05	08/15/05	NJA5269697		01057	68,260	48,080	20,180	29.6%	SST	Horwith

(2005) HONEYWELL SA-7 WASTE TRACKING: US ECOLOGY										
Date Shipped	Date of Return Manifest	State Manifest	N/A	Man. Doc #	Facilty Manifest Weight (lbs)	Estimated Weight (lbs)	Manifest - Estimate (lbs)	Manifest - Estimate (%)	Material	Transporter
07/19/05	08/15/05	NJA5269698		01058	65,980	49,000	16,980	25.7%	SST	Horwith
07/19/05	08/15/05	NJA5269699		01059	29,500	49,480	(19,980)	-67.7%	SST	Horwith
07/19/05	08/15/05	NJA5269700		01060	43,700	49,640	(5,940)	-13.6%	SST	Horwith
07/19/05	08/15/05	NJA5269701		01061	28,840	51,220	(22,380)	-77.6%	SST	Horwith
07/20/05	08/08/05	NJA5269702		01064	38,260	48,000	(9,740)	-25.5%	SST	Horwith
07/20/05	08/08/05	NJA5269703		01065	67,100	48,680	18,420	27.5%	SST	Horwith
07/20/05	08/08/05	NJA5269704		01066	68,380	48,540	19,840	29.0%	SST	Horwith
07/20/05	08/08/05	NJA5269705		01067	7,920	46,980	(39,060)	-493.2%	SST	Horwith
07/20/05	08/08/05	NJA5269706		01068	77,460	47,840	29,620	38.2%	SST	Horwith
07/20/05	08/08/05	NJA5269707		01069	76,940	47,880	29,060	37.8%	SST	Horwith
07/20/05	08/08/05	NJA5269708		01070	19,120	48,900	(29,780)	-155.8%	SST	Horwith
07/20/05	08/08/05	NJA5269709		01071	19,120	51,680	(32,560)	-170.3%	SST	Horwith
07/22/05	08/08/05	NJA5269710		01078	15,160	45,920	(30,760)	-202.9%	SST	Horwith
07/22/05	08/08/05	NJA5269711		01079	66,480	43,820	22,660	34.1%	SST	Horwith
07/22/05	08/08/05	NJA5269712		01080	67,320	44,140	23,180	34.4%	SST	Horwith
07/22/05	08/08/05	NJA5269713		01081	22,420	45,880	(23,460)	-104.6%	SST	Horwith
07/22/05	08/08/05	NJA5269714		01082	45,520	46,860	(1,340)	-2.9%	SST	Horwith
07/22/05	08/08/05	NJA5269715		01083	67,960	47,860	20,100	29.6%	SST	Horwith
07/22/05	08/08/05	NJA5269716		01084	35,140	48,260	(13,120)	-37.3%	SST	Horwith
07/22/05	08/08/05	NJA5269717		01085	35,140	48,220	(13,080)	-37.2%	SST	Horwith
07/22/05	08/08/05	NJA5269718		01086	68,040	50,000	18,040	26.5%	SST	Horwith
07/22/05	08/08/05	NJA5269719		01087	78,360	47,880	30,480	38.9%	SST	Horwith
07/22/05	08/08/05	NJA5269720		01088	20,060	49,320	(29,260)	-145.9%	SST	Horwith
07/22/05	08/08/05	NJA5269721		01089	20,060	47,780	(27,720)	-138.2%	SST	Horwith
07/22/05	08/10/05	NJA5269722		01090	21,680	49,820	(28,140)	-129.8%	SST	Horwith
07/22/05	08/10/05	NJA5269723		01091	67,980	47,440	20,540	30.2%	SST	Horwith
07/25/05	08/10/05	NJA5269724		01093	24,220	50,900	(26,680)	-110.2%	SST	Horwith
07/25/05	08/10/05	NJA5269725		01094	70,520	47,900	22,620	32.1%	SST	Horwith
07/25/05	08/10/05	NJA5269726		01095	39,040	48,640	(9,600)	-24.6%	SST	Horwith
07/25/05	08/10/05	NJA5269728		01096	66,600	50,820	15,780	23.7%	SST	Horwith
07/25/05	08/10/05	NJA5269729		01097	59,840	51,060	8,780	14.7%	SST	Horwith
07/25/05	08/10/05	NJA5269730		01098	68,260	47,860	20,400	29.9%	SST	Horwith
07/25/05	08/10/05	NJA5269731		01099	46,040	51,020	(4,980)	-10.8%	SST	Horwith
07/25/05	08/10/05	NJA5269732		01100	43,820	49,200	(5,380)	-12.3%	SST	Horwith
07/25/05	08/10/05	NJA5269733		01101	77,020	48,900	28,120	36.5%	SST	Horwith
07/25/05	08/10/05	NJA5081417		01102	69,940	48,460	21,480	30.7%	SST	Horwith
07/25/05	08/10/05	NJA5081425		01103	21,520	46,020	(24,500)	-113.8%	SST	Horwith
07/25/05	08/10/05	NJA5081424		01104	21,520	49,840	(28,320)	-131.6%	SST	Horwith
07/25/05	08/10/05	NJA5081423		01105	34,360	49,700	(15,340)	-44.6%	SST	Horwith
07/25/05	08/10/05	NJA5081422		01106	34,380	47,780	(13,400)	-39.0%	SST	Horwith
07/25/05	08/09/05	NJA5081421		01107	14,580	49,440	(34,860)	-239.1%	SST	Horwith
07/25/05	08/09/05	NJA5081420		01108	14,580	48,800	(34,220)	-234.7%	SST	Horwith
07/25/05	08/09/05	NJA5081419		01109	77,740	47,660	30,080	38.7%	SST	Horwith
07/25/05	08/10/05	NJA5081418		01110	29,460	54,280	(24,820)	-84.2%	SST	Horwith
07/26/05	08/09/05	NJA5269734		01112	77,520	47,400	30,120	38.9%	SST	Horwith
07/26/05	08/12/05	NJA5269735		01113	10,980	48,320	(37,340)	-340.1%	SST	Horwith
07/26/05	08/12/05	NJA5269736		01114	67,300	47,600	19,700	29.3%	SST	Horwith
07/26/05	08/12/05	NJA5269737		01115	59,960	47,840	12,120	20.2%	SST	Horwith
07/26/05	08/10/05	NJA5269738		01116	67,020	48,740	18,280	27.3%	SST	Horwith
07/26/05	08/12/05	NJA5269739		01117	49,500	49,400	100	0.2%	SST	Horwith
07/26/05	08/10/05	NJA5269740		01118	68,460	50,740	17,720	25.9%	SST	Horwith
07/26/05	08/10/05	NJA5269741		01119	19,380	49,260	(29,880)	-154.2%	SST	Horwith
07/26/05	08/09/05	NJA5269742		01120	47,580	49,620	(2,040)	-4.3%	SST	Horwith
07/26/05	08/09/05	NJA5269745		01122	33,940	48,640	(14,700)	-43.3%	SST	Horwith
07/26/05	08/09/05	NJA5269743		01123	77,220	48,660	28,560	37.0%	SST	Horwith
07/26/05	08/09/05	NJA5269744		01124	33,920	50,360	(16,440)	-48.5%	SST	Horwith
07/26/05	08/09/05	NJA5269746		01125	16,820	48,880	(32,060)	-190.6%	SST	Horwith
07/26/05	08/09/05	NJA5269747		01127	66,280	49,040	17,240	26.0%	SST	Horwith
07/26/05	08/09/05	NJA5269748		01129	59,620	48,940	10,680	17.9%	SST	Horwith
07/27/05	08/12/05	NJA5269749		01130	38,880	47,220	(8,340)	-21.5%	SST	Horwith
07/27/05	08/12/05	NJA5269750		01131	67,460	48,960	18,500	27.4%	SST	Horwith
07/27/05	08/12/05	NJA5269751		01132	69,000	48,480	20,520	29.7%	SST	Horwith
07/27/05	08/12/05	NJA5269752		01133	65,940	50,320	15,620	23.7%	SST	Horwith
07/27/05	08/12/05	NJA5269753		01134	11,620	47,720	(36,100)	-310.7%	SST	Horwith
07/27/05	08/15/05	NJA5269754		01135	68,780	48,260	20,520	29.8%	SST	Horwith
07/27/05	08/15/05	NJA5269755		01136	28,840	49,400	(20,560)	-71.3%	SST	Horwith
07/27/05	08/15/05	NJA5269756		01137	28,840	48,420	(19,580)	-67.9%	SST	Horwith
07/27/05	08/09/05	NJA5269757		01138	49,380	51,700	(2,320)	-4.7%	SST	Horwith
07/27/05	08/12/05	NJA5269758		01139	78,420	51,140	27,280	34.8%	SST	Horwith
07/27/05	08/12/05	NJA5269759		01140	78,240	50,180	28,060	35.9%	SST	Horwith
07/27/05	08/12/05	NJA5269760		01141	19,440	48,560	(29,120)	-149.8%	SST	Horwith
07/27/05	08/09/05	NJA5269761		01142	9,269	48,460	(39,191)	-422.8%	SST	Horwith
07/27/05	08/09/05	NJA5269762		01143	68,620	49,220	19,400	28.3%	SST	Horwith
07/27/05	08/12/05	NJA5269763		01144	19,440	48,900	(29,460)	-151.5%	SST	Horwith

(2005) HONEYWELL SA-7 WASTE TRACKING: US ECOLOGY										
Date Shipped	Date of Return Manifest	State Manifest	N/A	Man. Doc #	Facilty Manifest Weight (lbs)	Estimated Weight (lbs)	Manifest - Estimate (lbs)	Manifest - Estimate (%)	Material	Transporter
07/27/05	08/09/05	NJA5269764		01145	68,100	52,640	15,460	22.7%	SST	Horwith
07/27/05	08/09/05	NJA5269765		01146	50,480	48,900	1,580	3.1%	SST	Horwith
07/27/05	09/28/05	NJA5269766		01147	36,920	51,160	(14,240)	-38.6%	SST	Horwith
07/28/05	09/28/05	NJA5269768		01157	70,740	48,760	21,980	31.1%	SST	Horwith
07/28/05	09/28/05	NJA5269769		01158	15,340	48,540	(33,200)	-216.4%	SST	Horwith
07/28/05	09/28/05	NJA5269770		01159	68,500	47,260	21,240	31.0%	SST	Horwith
07/28/05	09/28/05	NJA5269771		01160	33,340	48,500	(15,160)	-45.5%	SST	Horwith
07/28/05	09/28/05	NJA5269772		01161	67,380	48,660	18,720	27.8%	SST	Horwith
07/28/05	09/28/05	NJA5269773		01162	76,340	50,180	26,160	34.3%	SST	Horwith
07/28/05	09/28/05	NJA5269774		01163	11,380	50,080	(38,700)	-340.1%	SST	Horwith
07/28/05	09/28/05	NJA5269775		01164	12,360	49,980	(37,620)	-304.4%	SST	Horwith
07/28/05	09/28/05	NJA5269776		01165	68,920	49,300	19,620	28.5%	SST	Horwith
07/28/05	08/11/05	NJA5269777		01169	13,640	48,700	(35,060)	-257.0%	SST	Horwith
07/28/05	09/28/05	NJA5269778		01170	66,920	49,800	17,120	25.6%	SST	Horwith
07/28/05	09/28/05	NJA5269780		01171	64,420	48,840	15,580	24.2%	SST	Horwith
07/28/05	09/28/05	NJA5269781		01172	28,180	47,660	(19,480)	-69.1%	SST	Horwith
07/28/05	09/28/05	NJA5269782		01173	28,180	46,620	(18,440)	-65.4%	SST	Horwith
07/28/05	09/12/05	NJA5269783		01174	68,840	47,660	21,180	30.8%	SST	Horwith
07/28/05	09/28/05	NJA5269784		01175	45,060	48,640	(3,580)	-7.9%	SST	Horwith
07/28/05	09/11/05	NJA5269785		01176	66,800	48,080	18,720	28.0%	SST	Horwith
07/29/05	09/11/05	NJA5269786		01179	30,900	47,900	(17,000)	-55.0%	SST	Horwith
07/29/05	09/11/05	NJA5269787		01180	77,420	48,940	28,480	36.8%	SST	Horwith
07/29/05	09/11/05	NJA5269788		01181	60,880	48,520	12,360	20.3%	SST	Horwith
07/29/05	09/11/05	NJA5269789		01182	68,520	48,200	20,320	29.7%	SST	Horwith
07/29/05	09/11/05	NJA5269790		01185	27,240	47,280	(20,040)	-73.6%	SST	Horwith
07/29/05	09/11/05	NJA5269791		01186	27,240	47,380	(20,140)	-73.9%	SST	Horwith
07/29/05	09/11/05	NJA5269792		01187	30,000	48,960	(18,960)	-63.2%	SST	Horwith
07/29/05	09/11/05	NJA5269793		01188	67,000	47,160	19,840	29.6%	SST	Horwith
07/29/05	09/11/05	NJA5269794		01189	68,640	53,600	15,040	21.9%	SST	Horwith
07/29/05	09/28/05	NJA5269795		01192	76,900	49,520	27,380	35.6%	SST	Horwith
07/29/05	09/28/05	NJA5269796		01193	75,940	49,240	26,700	35.2%	SST	Horwith
07/29/05	09/28/05	NJA5269797		01194	19,580	47,880	(28,300)	-144.5%	SST	Horwith
07/29/05	09/28/05	NJA5269798		01195	18,820	49,320	(30,500)	-162.1%	SST	Horwith
07/29/05	09/11/05	NJA5293523		01196	16,180	47,780	(31,600)	-195.3%	SST	Horwith
07/29/05	09/01/05	NJA5293524		01197	77,960	48,760	29,200	37.5%	SST	Horwith
07/29/05	09/01/05	NJA5293525		01198	77,320	50,380	26,940	34.8%	SST	Horwith
07/29/05	09/01/05	NJA5293526		01199	19,440	48,280	(28,840)	-148.4%	SST	Horwith
07/29/05	09/01/05	NJA5293527		01200	19,440	47,040	(27,600)	-142.0%	SST	Horwith

4,566.01	**TONS (MONTH)**	**JULY SUB-TOTAL:**	9,132,029	9,412,030	(280,001)	-2.97%	
5,981.95	**TONS (FACILITY)**	**CUMULATIVE TOTAL:**	11,963,909	12,292,690	(331,241)	-2.69%	

08/01/05	09/28/05	NJA5293528		01201	43,360	47,560	(4,200)	-9.7%	SST	Horwith
08/01/05	09/28/05	NJA5293529		01202	68,320	48,740	19,580	28.7%	SST	Horwith
08/01/05	09/28/05	NJA5293530		01203	68,720	47,720	21,000	30.6%	SST	Horwith
08/01/05	09/28/05	NJA5293531		01204	6,960	46,520	(39,560)	-568.4%	SST	Horwith
08/01/05	09/28/05	NJA5293532		01205	58,920	46,800	12,120	20.6%	SST	Horwith
08/01/05	09/28/05	NJA5293533		01206	77,500	46,880	30,620	39.5%	SST	Horwith
08/01/05	09/01/05	NJA5293534		01207	23,180	49,020	(25,840)	-111.5%	SST	Horwith
08/01/05	09/28/05	NJA5293535		01208	19,300	41,340	(22,040)	-114.2%	SST	Horwith
08/01/05	09/28/05	NJA5293536		01209	19,300	47,840	(28,540)	-147.9%	SST	Horwith
08/01/05	09/28/05	NJA5293537		01210	37,180	48,440	(11,260)	-30.3%	SST	Horwith
08/01/05	09/28/05	NJA5293538		01211	76,460	47,340	29,120	38.1%	SST	Horwith
08/01/05	09/28/05	NJA5293539		01212	68,000	49,700	18,300	26.9%	SST	Horwith
08/01/05	09/28/05	NJA5293540		01213	10,400	48,380	(37,980)	-365.2%	SST	Horwith
08/01/05	09/28/05	NJA5293541		01214	68,600	48,940	19,660	28.7%	SST	Horwith
08/01/05	09/28/05	NJA5293542		01215	68,800	49,620	19,180	27.9%	SST	Horwith
08/01/05	09/28/05	NJA5293544		01216	77,320	48,320	29,000	37.5%	SST	Horwith
08/01/05	09/28/05	NJA5293545		01217	19,620	44,040	(24,420)	-124.5%	SST	Horwith
08/01/05	09/28/05	NJA5293546		01218	19,620	44,400	(24,780)	-126.3%	SST	Horwith
08/02/05	09/01/05	NJA5293547		01220	68,480	48,140	20,340	29.7%	SST	Horwith
08/02/05	09/01/05	NJA5293548		01221	76,720	49,780	26,940	35.1%	SST	Horwith
08/02/05	09/01/05	NJA5293549		01222	21,980	48,620	(26,640)	-121.2%	SST	Horwith
08/02/05	09/01/05	NJA5293550		01223	67,920	47,280	20,640	30.4%	SST	Horwith
08/02/05	09/01/05	NJA5293551		01224	69,040	46,420	22,620	32.8%	SST	Horwith
08/02/05	09/01/05	NJA5293552		01225	27,040	47,300	(20,260)	-74.9%	SST	Horwith
08/02/05	09/28/05	NJA5293554		01229	38,640	54,700	(16,060)	-41.6%	SST	Horwith
08/02/05	09/01/05	NJA5293553		01230	27,040	48,160	(21,120)	-78.1%	SST	Horwith
08/02/05	09/28/05	NJA5293555		01234	68,600	51,560	17,040	24.8%	SST	Horwith
08/02/05	09/28/05	NJA5293556		01235	36,700	47,080	(10,380)	-28.3%	SST	Horwith
08/02/05	09/28/05	NJA5293557		01236	32,540	50,980	(18,440)	-56.7%	SST	Horwith
08/02/05	09/01/05	NJA5293558		01237	67,840	51,480	16,360	24.1%	SST	Horwith
08/02/05	09/28/05	NJA5293559		01238	59,600	49,180	10,420	17.5%	SST	Horwith
08/02/05	09/01/05	NJA5293560		01239	38,460	51,360	(12,900)	-33.5%	SST	Horwith

(2005) HONEYWELL SA-7 WASTE TRACKING: US ECOLOGY										
Date Shipped	Date of Return Manifest	State Manifest	N/A	Man. Doc #	Facilty Manifest Weight (lbs)	Estimated Weight (lbs)	Manifest - Estimate (lbs)	Manifest - Estimate (%)	Material	Transporter
08/02/05	09/28/05	NJA5293561		01240	67,040	46,040	21,000	31.3%	SST	Horwith
08/02/05	09/28/05	NJA5293562		01241	28,980	48,520	(19,540)	-67.4%	SST	Horwith
08/03/05	09/01/05	NJA5293566		01242	37,300	47,760	(10,460)	-28.0%	SST	Horwith
08/03/05	09/01/05	NJA5293567		01243	67,380	48,760	18,620	27.6%	SST	Horwith
08/03/05	09/01/05	NJA5293568		01245	68,960	46,980	21,980	31.9%	SST	Horwith
08/03/05	09/01/05	NJA5293569		01247	20,900	49,100	(28,200)	-134.9%	SST	Horwith
08/03/05	09/01/05	NJA5293570		01248	69,300	49,180	20,120	29.0%	SST	Horwith
08/03/05	09/01/05	NJA5293571		01249	30,340	50,940	(20,600)	-67.9%	SST	Horwith
08/03/05	09/01/05	NJA5293572		01250	77,500	46,660	30,840	39.8%	SST	Horwith
08/03/05	09/01/05	NJA5293573		01251	77,880	51,680	26,200	33.6%	SST	Horwith
08/03/05	09/01/05	NJA5293574		01252	19,220	49,840	(30,620)	-159.3%	SST	Horwith
08/03/05	09/01/05	NJA5293575		01256	69,120	49,960	19,160	27.7%	SST	Horwith
08/03/05	09/01/05	NJA5293576		01257	68,760	48,500	20,260	29.5%	SST	Horwith
08/03/05	09/01/05	NJA5293577		01258	19,240	47,940	(28,700)	-149.2%	SST	Horwith
08/03/05	09/01/05	NJA5293578		01259	33,780	49,900	(16,120)	-47.7%	SST	Horwith
08/03/05	09/01/05	NJA5293579		01260	33,780	48,500	(14,720)	-43.6%	SST	Horwith
08/03/05	09/01/05	NJA5293580		01261	56,520	50,220	6,300	11.1%	SST	Horwith
08/03/05	09/01/05	NJA5293581		01262	43,320	51,620	(8,300)	-19.2%	SST	Horwith
08/03/05	09/01/05	NJA5293582		01263	34,420	50,880	(16,460)	-47.8%	SST	Horwith
08/03/05	09/01/05	NJA5293583		01264	76,900	51,060	25,840	33.6%	SST	Horwith
08/04/05	09/01/05	NJA5293584		01265	16,240	46,060	(29,820)	-183.6%	SST	Horwith
08/04/05	09/01/05	NJA5293585		01266	76,600	49,240	27,360	35.7%	SST	Horwith
08/04/05	09/01/05	NJA5293586		01267	67,840	48,640	19,200	28.3%	SST	Horwith
08/04/05	09/01/05	NJA5293587		01268	26,520	46,380	(19,860)	-74.9%	SST	Horwith
08/04/05	09/01/05	NJA5293588		01269	70,880	47,940	22,940	32.4%	SST	Horwith
08/04/05	09/01/05	NJA5293589		01272	69,020	47,820	21,200	30.7%	SST	Horwith
08/04/05	09/01/05	NJA5293590		01273	25,720	48,760	(23,040)	-89.6%	SST	Horwith
08/04/05	09/01/05	NJA5293591		01274	25,720	46,820	(21,100)	-82.0%	SST	Horwith
08/04/05	09/01/05	NJA5293592		01275	68,540	46,820	21,720	31.7%	SST	Horwith
08/04/05	09/01/05	NJA5293593		01276	70,080	50,980	19,100	27.3%	SST	Horwith
08/04/05	09/01/05	NJA5293594		01277	33,620	50,940	(17,320)	-51.5%	SST	Horwith
08/04/05	09/01/05	NJA5293595		01278	33,640	48,660	(15,020)	-44.6%	SST	Horwith
08/04/05	09/01/05	NJA5293596		01279	47,460	49,300	(1,840)	-3.9%	SST	Horwith
08/04/05	09/01/05	NJA5293597		01280	34,540	48,880	(14,340)	-41.5%	SST	Horwith
08/04/05	09/01/05	NJA5293598		01281	76,600	50,020	26,580	34.7%	SST	Horwith
08/04/05	09/01/05	NJA5293599		01283	34,540	49,300	(14,760)	-42.7%	SST	Horwith
08/04/05	09/01/05	NJA5293600		01284	66,860	60,660	6,200	9.3%	SST	Horwith
08/04/05	09/01/05	NJA5293601		01285	59,840	50,780	9,060	15.1%	SST	Horwith
08/05/05	09/01/05	NJA5293602		01286	46,680	49,000	(2,320)	-5.0%	SST	Horwith
08/05/05	09/01/05	NJA5293603		01287	69,120	48,380	20,740	30.0%	SST	Horwith
08/05/05	09/01/05	NJA5293604		01288	38,500	48,740	(10,240)	-26.6%	SST	Horwith
08/05/05	09/01/05	NJA5293605		01289	38,520	48,040	(9,520)	-24.7%	SST	Horwith
08/05/05	09/01/05	NJA5293606		01290	67,640	46,320	21,320	31.5%	SST	Horwith
08/05/05	09/01/05	NJA5293607		01291	66,540	48,820	17,720	26.6%	SST	Horwith
08/05/05	09/01/05	NJA5293608		01292	30,808	48,520	(17,712)	-57.5%	SST	Horwith
08/05/05	09/01/05	NJA5293609		01293	68,660	51,900	16,760	24.4%	SST	Horwith
08/05/05	09/01/05	NJA5293612		01294	30,080	49,000	(18,920)	-62.9%	SST	Horwith
08/05/05	09/01/05	NJA5293613		01295	12,600	48,040	(35,440)	-281.3%	SST	Horwith
08/05/05	09/01/05	NJA5293614		01296	76,600	48,380	28,220	36.8%	SST	Horwith
08/05/05	09/01/05	NJA5293615		01297	77,020	48,100	28,920	37.5%	SST	Horwith
08/05/05	09/01/05	NJA5293616		01298	19,800	48,520	(28,720)	-145.1%	SST	Horwith
08/05/05	09/01/05	NJA5293617		01299	68,880	48,400	20,480	29.7%	SST	Horwith
08/05/05	09/01/05	NJA5293618		01300	19,000	47,320	(28,320)	-149.1%	SST	Horwith
08/05/05	09/01/05	NJA5293619		01301	31,060	49,420	(18,360)	-59.1%	SST	Horwith
08/05/05	09/01/05	NJA5293621		01302	68,340	48,680	19,660	28.8%	SST	Horwith
08/05/05	09/01/05	NJA5293620		01303	31,060	49,200	(18,140)	-58.4%	SST	Horwith
08/08/05	09/28/05	NJA5293622		01304	46,320	47,520	(1,200)	-2.6%	SST	Horwith
08/08/05	09/28/05	NJA5293623		01305	75,720	49,840	25,880	34.2%	SST	Horwith
08/08/05	09/28/05	NJA5293626		01306	35,580	49,440	(13,860)	-39.0%	SST	Horwith
08/08/05	09/28/05	NJA5293624		01307	35,580	48,320	(12,740)	-35.8%	SST	Horwith
08/08/05	09/28/05	NJA5293627		01308	4,540	49,640	(45,100)	-993.4%	SST	Horwith
08/08/05	09/28/05	NJA5293628		01309	15,460	50,800	(35,340)	-228.6%	SST	Horwith
08/08/05	09/28/05	NJA5293629		01310	68,720	48,560	20,160	29.3%	SST	Horwith
08/08/05	09/28/05	NJA5293630		01311	61,280	50,440	10,840	17.7%	SST	Horwith
08/08/05	09/28/05	NJA5293631		01312	59,320	49,740	9,580	16.1%	SST	Horwith
08/08/05	09/28/05	NJA5293632		01313	66,520	49,440	17,080	25.7%	SST	Horwith
08/08/05	09/28/05	NJA5293633		01314	75,620	50,100	25,520	33.7%	SST	Horwith
08/08/05	09/28/05	NJA5293634		01315	69,020	48,860	20,160	29.2%	SST	Horwith
08/08/05	09/28/05	NJA5293635		01316	51,760	49,060	2,700	5.2%	SST	Horwith
08/08/05	09/28/05	NJA5293638		01317	20,160	47,220	(27,060)	-134.2%	SST	Horwith
08/08/05	09/28/05	NJA5293637		01318	23,500	50,180	(26,680)	-113.5%	SST	Horwith
08/08/05	09/28/05	NJA5293639		01319	23,520	49,940	(26,420)	-112.3%	SST	Horwith
08/08/05	09/28/05	NJA5293640		01320	70,480	49,060	21,420	30.4%	SST	Horwith
08/08/05	09/28/05	NJA5293636		01321	75,800	49,160	26,640	35.1%	SST	Horwith

(2005) HONEYWELL SA-7 WASTE TRACKING: US ECOLOGY										
Date Shipped	Date of Return Manifest	State Manifest	N/A	Man. Doc #	Facilty Manifest Weight (lbs)	Estimated Weight (lbs)	Manifest - Estimate (lbs)	Manifest - Estimate (%)	Material	Transporter
08/08/05	09/28/05	NJA5293641		01322	31,400	50,900	(19,500)	-62.1%	SST	Horwith
08/08/05	09/28/05	NJA5293643		01323	76,000	48,660	27,340	36.0%	SST	Horwith
08/10/05	10/04/05	NJA5293644		01325	74,740	49,200	25,540	34.2%	SST	Horwith
08/10/05	10/04/05	NJA5293645		01326	24,440	47,260	(22,820)	-93.4%	SST	Horwith
08/10/05	09/28/05	NJA5293646		01327	20,260	50,460	(30,200)	-149.1%	SST	Horwith
08/10/05	10/04/05	NJA5293647		01328	68,820	49,240	19,580	28.5%	SST	Horwith
08/10/05	09/28/05	NJA5293648		01329	32,940	49,700	(16,760)	-50.9%	SST	Horwith
08/10/05	10/04/05	NJA5293649		01330	25,160	49,460	(24,300)	-96.6%	SST	Horwith
08/10/05	09/28/05	NJA5293650		01331	68,100	48,040	20,060	29.5%	SST	Horwith
08/10/05	09/28/05	NJA5293651		01332	68,780	51,280	17,500	25.4%	SST	Horwith
08/10/05	09/28/05	NJA5293652		01333	68,140	51,160	16,980	24.9%	SST	Horwith
08/10/05	09/28/05	NJA5293655		01334	62,580	48,120	14,460	23.1%	SST	Horwith
08/10/05	09/28/05	NJA5293656		01335	67,580	47,800	19,780	29.3%	SST	Horwith
08/10/05	09/28/05	NJA5293657		01336	33,420	48,840	(15,420)	-46.1%	SST	Horwith
08/10/05	09/28/05	NJA5293658		01337	33,420	50,440	(17,020)	-50.9%	SST	Horwith
08/10/05	09/28/05	NJA5293659		01338	68,480	49,660	18,820	27.5%	SST	Horwith
08/10/05	09/28/05	NJA5293660		01339	28,060	45,820	(17,760)	-63.3%	SST	Horwith
08/10/05	09/28/05	NJA5293661		01340	28,060	49,940	(21,880)	-78.0%	SST	Horwith
08/10/05	10/04/05	NJA5293663		01341	37,660	51,820	(14,160)	-37.6%	SST	Horwith
08/10/05	10/04/05	NJA5293664		01342	76,220	51,540	24,680	32.4%	SST	Horwith
08/11/05	10/04/05	NJA5293673		01346	68,680	49,960	18,720	27.3%	SST	Horwith
08/11/05	10/04/05	NJA5293665		01348	67,220	50,740	16,480	24.5%	SST	Horwith
08/11/05	10/04/05	NJA5293666		01349	22,820	49,480	(26,660)	-116.8%	SST	Horwith
08/11/05	10/04/05	NJA5293669		01350	34,280	51,020	(16,740)	-48.8%	SST	Horwith
08/11/05	10/04/05	NJA5293670		01351	70,300	48,880	21,420	30.5%	SST	Horwith
08/11/05	10/04/05	NJA5293671		01352	69,140	48,146	20,994	30.4%	SST	Horwith
08/11/05	10/04/05	NJA5293672		01353	68,340	50,240	18,100	26.5%	SST	Horwith
08/11/05	10/04/05	NJA5293674		01354	25,420	48,480	(23,060)	-90.7%	SST	Horwith
08/11/05	10/04/05	NJA5293675		01355	37,040	48,860	(11,820)	-31.9%	SST	Horwith
08/11/05	10/04/05	NJA5293676		01357	25,400	48,140	(22,740)	-89.5%	SST	Horwith
08/11/05	10/04/05	NJA5293677		01358	71,500	47,100	24,400	34.1%	SST	Horwith
08/11/05	10/04/05	NJA5293678		01359	77,220	47,660	29,560	38.3%	SST	Horwith
08/11/05	10/04/05	NJA5293679		01360	6,120	47,940	(41,820)	-683.3%	SST	Horwith
08/11/05	10/04/05	NJA5293680		01361	31,560	49,260	(17,700)	-56.1%	SST	Horwith
08/12/05	10/04/05	NJA5293681		01363	25,740	47,780	(22,040)	-85.6%	SST	Horwith
08/12/05	10/04/05	NJA5293682		01364	60,980	48,580	12,400	20.3%	SST	Horwith
08/12/05	10/04/05	NJA5293683		01365	75,960	48,980	26,980	35.5%	SST	Horwith
08/12/05	10/04/05	NJA5293684		01366	25,760	46,700	(20,940)	-81.3%	SST	Horwith
08/12/05	10/04/05	NJA5293685		01367	37,340	48,320	(10,980)	-29.4%	SST	Horwith
08/12/05	10/04/05	NJA5293686		01368	66,960	48,760	18,200	27.2%	SST	Horwith
08/12/05	10/04/05	NJA5293687		01369	68,300	49,340	18,960	27.8%	SST	Horwith
08/12/05	10/04/05	NJA5293688		01370	15,240	47,160	(31,920)	-209.4%	SST	Horwith
08/12/05	10/04/05	NJA5293689		01371	19,880	50,500	(30,620)	-154.0%	SST	Horwith
08/12/05	10/04/05	NJA5293690		01372	76,320	50,520	25,800	33.8%	SST	Horwith
08/12/05	10/04/05	NJA5293691		01373	76,320	48,240	28,080	36.8%	SST	Horwith
08/12/05	10/04/05	NJA5293692		01374	30,560	51,220	(20,660)	-67.6%	SST	Horwith
08/12/05	10/04/05	NJA5293693		01375	70,500	49,420	21,080	29.9%	SST	Horwith
08/12/05	10/04/05	NJA5293694		01376	68,180	49,060	19,120	28.0%	SST	Horwith
08/12/05	10/04/05	NJA5293695		01377	28,300	48,440	(20,140)	-71.2%	SST	Horwith
08/12/05	10/04/05	NJA5293696		01378	28,280	48,120	(19,840)	-70.2%	SST	Horwith
08/12/05	10/04/05	NJA5293697		01379	67,680	49,480	18,200	26.9%	SST	Horwith
08/12/05	10/04/05	NJA5293698		01380	69,060	50,080	18,980	27.5%	SST	Horwith
08/15/05	10/04/05	NJA5293701		01381	68,420	47,940	20,480	29.9%	SST	Horwith
08/15/05	10/04/05	NJA5293702		01382	77,360	48,100	29,260	37.8%	SST	Horwith
08/15/05	10/04/05	NJA5293703		01383	20,240	46,720	(26,480)	-130.8%	SST	Horwith
08/15/05	10/04/05	NJA5293704		01384	37,300	48,260	(10,960)	-29.4%	SST	Horwith
08/15/05	10/04/05	NJA5293705		01385	20,220	47,880	(27,660)	-136.8%	SST	Horwith
08/15/05	10/04/05	NJA5293706		01386	67,900	49,740	18,160	26.7%	SST	Horwith
08/15/05	10/04/05	NJA5293707		01387	67,840	49,040	18,800	27.7%	SST	Horwith
08/15/05	10/04/05	NJA5293708		01388	18,940	49,700	(30,760)	-162.4%	SST	Horwith
08/15/05	10/04/05	NJA5293709		01389	31,620	52,340	(20,720)	-65.5%	SST	Horwith
08/15/05	10/04/05	NJA5293710		01390	31,620	49,140	(17,520)	-55.4%	SST	Horwith
08/15/05	10/04/05	NJA5293711		01391	36,240	50,500	(14,260)	-39.3%	SST	Horwith
08/15/05	10/04/05	NJA5293712		01392	69,360	48,600	20,760	29.9%	SST	Horwith
08/15/05	10/04/05	NJA5293713		01393	67,440	49,980	17,460	25.9%	SST	Horwith
08/15/05	10/04/05	NJA5293714		01394	13,880	49,660	(35,780)	-257.8%	SST	Horwith
08/15/05	10/04/05	NJA5293715		01395	76,560	47,760	28,800	37.6%	SST	Horwith
08/15/05	10/04/05	NJA5293716		01396	29,300	48,120	(18,820)	-64.2%	SST	Horwith
08/15/05	10/04/05	NJA5293717		01397	68,620	49,880	18,740	27.3%	SST	Horwith
08/15/05	10/04/05	NJA5293718		01398	32,140	51,320	(19,180)	-59.7%	SST	Horwith
08/16/05	10/04/05	NJA5293719		01400	51,240	50,540	700	1.4%	SST	Horwith
08/16/05	10/04/05	NJA5293720		01401	67,640	50,900	16,740	24.7%	SST	Horwith
08/16/05	10/04/05	NJA5293721		01402	42,180	47,420	(5,240)	-12.4%	SST	Horwith
08/16/05	10/04/05	NJA5293722		01403	74,960	52,220	22,740	30.3%	SST	Horwith

(2005) HONEYWELL SA-7 WASTE TRACKING: US ECOLOGY										
Date Shipped	Date of Return Manifest	State Manifest	N/A	Man. Doc #	Facilty Manifest Weight (lbs)	Estimated Weight (lbs)	Manifest - Estimate (lbs)	Manifest - Estimate (%)	Material	Transporter
08/16/05	10/04/05	NJA5293724		01404	66,060	49,760	16,300	24.7%	SST	Horwith
08/16/05	10/04/05	NJA5293723		01405	9,000	52,640	(43,640)	-484.9%	SST	Horwith
08/16/05	10/04/05	NJA5293725		01406	67,060	49,820	17,240	25.7%	SST	Horwith
08/16/05	10/04/05	NJA5293726		01407	29,300	48,700	(19,400)	-66.2%	SST	Horwith
08/16/05	10/04/05	NJA5293727		01408	30,000	47,340	(17,340)	-57.8%	SST	Horwith
08/16/05	10/04/05	NJA5293728		01409	68,680	48,400	20,280	29.5%	SST	Horwith
08/16/05	10/04/05	NJA5293729		01411	8,860	46,840	(37,980)	-428.7%	SST	Horwith
08/16/05	10/04/05	NJA5293730		01412	75,680	49,840	25,840	34.1%	SST	Horwith
08/16/05	10/04/05	NJA5293731		01413	74,740	48,840	25,900	34.7%	SST	Horwith
08/16/05	10/04/05	NJA5293732		01414	25,840	44,140	(18,300)	-70.8%	SST	Horwith
08/16/05	10/04/05	NJA5293733		01415	34,860	44,920	(10,060)	-28.9%	SST	Horwith
08/16/05	10/04/05	NJA5293734		01416	34,880	47,200	(12,320)	-35.3%	SST	Horwith
08/16/05	10/04/05	NJA5293735		01417	67,720	48,840	18,880	27.9%	SST	Horwith
08/16/05	10/04/05	NJA5293736		01418	25,940	50,380	(24,440)	-94.2%	SST	Horwith
08/16/05	10/04/05	NJA5293737		01419	33,880	47,920	(14,040)	-41.4%	SST	Horwith
08/16/05	10/04/05	NJA5293738		01420	67,780	52,440	15,340	22.6%	SST	Horwith
08/17/05	10/04/05	NJA5293739		01421	69,120	47,000	22,120	32.0%	SST	Horwith
08/17/05	10/04/05	NJA5293740		01423	78,220	50,780	27,440	35.1%	SST	Horwith
08/17/05	10/04/05	NJA5293741		01424	45,140	51,060	(5,920)	-13.1%	SST	Horwith
08/17/05	10/04/05	NJA5293742		01425	20,100	48,080	(27,980)	-139.2%	SST	Horwith
08/17/05	10/04/05	NJA5293743		01426	66,460	50,310	16,150	24.3%	SST	Horwith
08/17/05	10/04/05	NJA5293744		01427	68,360	48,060	20,300	29.7%	SST	Horwith
08/17/05	10/04/05	NJA5293745		01428	20,100	46,780	(26,680)	-132.7%	SST	Horwith
08/17/05	10/04/05	NJA5293746		01429	17,280	50,340	(33,060)	-191.3%	SST	Horwith
08/17/05	10/24/05	NJA5293747		01431	38,660	51,720	(13,060)	-33.8%	SST	Horwith
08/17/05	10/24/05	NJA5293748		01432	68,340	40,540	27,800	40.7%	SST	Horwith
08/17/05	10/24/05	NJA5293749		01437	68,700	47,720	20,980	30.5%	SST	Horwith
08/17/05	10/24/05	NJA5293750		01438	15,040	53,780	(38,740)	-257.6%	SST	Horwith
08/17/05	10/24/05	NJA5293751		01439	43,820	50,000	(6,180)	-14.1%	SST	Horwith
08/17/05	10/24/05	NJA5293752		01440	67,140	51,800	15,340	22.8%	SST	Horwith
08/17/05	10/24/05	NJA5293753		01441	70,480	50,180	20,300	28.8%	SST	Horwith
08/17/05	10/24/05	NJA5293754		01442	14,880	48,420	(33,540)	-225.4%	SST	Horwith
08/17/05	10/04/05	NJA5293755		01443	37,920	49,260	(11,340)	-29.9%	SST	Horwith
08/17/05	10/04/05	NJA5293756		01444	68,940	50,000	18,940	27.5%	SST	Horwith
08/17/05	10/04/05	NJA5293757		01445	23,600	54,280	(30,680)	-130.0%	SST	Horwith
08/17/05	10/04/05	NJA5293758		01446	68,400	50,760	17,640	25.8%	SST	Horwith
08/18/05	10/04/05	NJA5293768		01448	47,940	44,840	3,100	6.5%	SST	Horwith
08/18/05	10/04/05	NJA5293759		01449	27,220	45,180	(17,960)	-66.0%	SST	Horwith
08/18/05	10/04/05	NJA5293760		01450	68,620	47,280	21,340	31.1%	SST	Horwith
08/18/05	10/04/05	NJA5293761		01451	69,100	47,940	21,160	30.6%	SST	Horwith
08/18/05	10/04/05	NJA5293762		01452	23,620	46,660	(23,040)	-97.5%	SST	Horwith
08/18/05	10/04/05	NJA5293763		01453	77,480	49,320	28,160	36.3%	SST	Horwith
08/18/05	10/04/05	NJA5293764		01454	76,600	49,500	27,100	35.4%	SST	Horwith
08/18/05	10/04/05	NJA5293765		01455	20,180	48,860	(28,680)	-142.1%	SST	Horwith
08/18/05	10/04/05	NJA5293766		01456	20,180	51,220	(31,040)	-153.8%	SST	Horwith
08/18/05	10/04/05	NJA5293767		01457	20,680	52,080	(31,400)	-151.8%	SST	Horwith
08/18/05	10/04/05	NJA5293769		01463	69,120	51,480	17,640	25.5%	SST	Horwith
08/18/05	10/04/05	NJA5293770		01464	35,320	47,780	(12,460)	-35.3%	SST	Horwith
08/18/05	10/04/05	NJA5293771		01465	35,320	47,840	(12,520)	-35.4%	SST	Horwith
08/18/05	10/04/05	NJA5293772		01466	68,620	45,370	23,250	33.9%	SST	Horwith
08/18/05	10/04/05	NJA5293773		01467	69,160	49,400	19,760	28.6%	SST	Horwith
08/18/05	10/04/05	NJA5293774		01468	31,120	47,800	(16,680)	-53.6%	SST	Horwith
08/18/05	10/04/05	NJA5293776		01469	67,320	45,440	21,880	32.5%	SST	Horwith
08/18/05	10/04/05	NJA5293777		01470	24,120	47,880	(23,760)	-98.5%	SST	Horwith
08/18/05	10/04/05	NJA5293778		01471	69,460	46,440	23,020	33.1%	SST	Horwith
08/18/05	10/04/05	NJA5293780		01472	24,120	46,240	(22,120)	-91.7%	SST	Horwith
08/19/05	10/04/05	NJA5293781		01473	11,200	46,860	(35,660)	-318.4%	SST	Horwith
08/19/05	10/04/05	NJA5293782		01474	66,940	47,160	19,780	29.5%	SST	Horwith
08/19/05	10/04/05	NJA5293783		01475	17,780	48,920	(31,140)	-175.1%	SST	Horwith
08/19/05	10/04/05	NJA5293784		01476	68,000	44,960	23,040	33.9%	SST	Horwith
08/19/05	10/04/05	NJA5293785		01477	42,600	46,740	(4,140)	-9.7%	SST	Horwith
08/19/05	10/04/05	NJA5293786		01478	67,600	46,120	21,480	31.8%	SST	Horwith
08/19/05	10/04/05	NJA5293787		01479	58,640	47,860	10,780	18.4%	SST	Horwith
08/19/05	10/04/05	NJA5293788		01480	40,560	45,500	(4,940)	-12.2%	SST	Horwith
08/19/05	10/04/05	NJA5293789		01481	77,020	48,640	28,380	36.8%	SST	Horwith
08/19/05	10/04/05	NJA5293790		01482	68,480	47,920	20,560	30.0%	SST	Horwith
08/19/05	10/04/05	NJA5293791		01483	77,600	48,340	29,260	37.7%	SST	Horwith
08/19/05	10/04/05	NJA5293792		01484	76,400	46,980	29,420	38.5%	SST	Horwith
08/19/05	10/04/05	NJA5293793		01485	15,980	47,680	(31,700)	-198.4%	SST	Horwith
08/19/05	10/04/05	NJA5293794		01486	15,980	47,300	(31,320)	-196.0%	SST	Horwith
08/19/05	10/04/05	NJA5293795		01487	44,160	48,380	(4,220)	-9.6%	SST	Horwith
08/19/05	10/04/05	NJA5293796		01488	67,180	47,360	19,820	29.5%	SST	Horwith
08/19/05	10/04/05	NJA5081440		01489	25,300	50,120	(24,820)	-98.1%	SST	Horwith
08/19/05	10/04/05	NJA5081439		01490	68,480	47,280	21,200	31.0%	SST	Horwith

(2005) HONEYWELL SA-7 WASTE TRACKING: US ECOLOGY										
Date Shipped	Date of Return Manifest	State Manifest	N/A	Man. Doc #	Facilty Manifest Weight (lbs)	Estimated Weight (lbs)	Manifest - Estimate (lbs)	Manifest - Estimate (%)	Material	Transporter
08/19/05	10/04/05	NJA5081438		01491	9,340	48,520	(39,180)	-419.5%	SST	Horwith
08/19/05	10/04/05	NJA5081437		01492	25,320	50,920	(25,600)	-101.1%	SST	Horwith
08/22/05	10/04/05	NJA5293797		01494	36,640	50,740	(14,100)	-38.5%	SST	Horwith
08/22/05	10/04/05	NJA5293799		01495	67,960	47,360	20,600	30.3%	SST	Horwith
08/22/05	10/04/05	NJA5293800		01496	40,620	46,860	(6,240)	-15.4%	SST	Horwith
08/22/05	10/04/05	NJA5293801		01497	40,620	49,140	(8,520)	-21.0%	SST	Horwith
08/22/05	10/04/05	NJA5293802		01498	76,480	44,900	31,580	41.3%	SST	Horwith
08/22/05	10/04/05	NJA5293803		01499	76,720	47,560	29,160	38.0%	SST	Horwith
08/22/05	10/04/05	NJA5293804		01500	14,920	48,020	(33,100)	-221.8%	SST	Horwith
08/22/05	10/04/05	NJA5293805		01501	14,920	48,740	(33,820)	-226.7%	SST	Horwith
08/22/05	10/04/05	NJA5293806		01502	68,320	51,480	16,840	24.6%	SST	Horwith
08/22/05	10/04/05	NJA5293807		01503	77,180	55,620	21,560	27.9%	SST	Horwith
08/22/05	10/04/05	NJA5293808		01504	8,200	46,720	(38,520)	-469.8%	SST	Horwith
08/22/05	10/04/05	NJA5293809		01505	68,960	49,900	19,060	27.6%	SST	Horwith
08/22/05	10/04/05	NJA5293810		01506	67,880	48,920	18,960	27.9%	SST	Horwith
08/22/05	10/04/05	NJA5293811		01507	38,260	47,520	(9,260)	-24.2%	SST	Horwith
08/22/05	10/04/05	NJA5293812		01508	47,740	49,120	(1,380)	-2.9%	SST	Horwith
08/22/05	10/04/05	NJA5293813		01509	77,080	49,000	28,080	36.4%	SST	Horwith
08/22/05	10/04/05	NJA5293814		01510	38,580	47,300	(8,720)	-22.6%	SST	Horwith
08/22/05	10/04/05	NJA5293815		01511	37,780	46,360	(8,580)	-22.7%	SST	Horwith
08/22/05	10/04/05	NJA5293816		01512	30,080	52,160	(22,080)	-73.4%	SST	Horwith
08/22/05	10/04/05	NJA5293817		01513	30,060	49,740	(19,680)	-65.5%	SST	Horwith
08/24/05	10/04/05	NJA5293818		01514	67,720	47,420	20,300	30.0%	SST	Horwith
08/24/05	10/04/05	NJA5293819		01515	68,760	47,800	20,960	30.5%	SST	Horwith
08/24/05	10/04/05	NJA5293820		01516	28,400	50,480	(22,080)	-77.7%	SST	Horwith
08/24/05	10/04/05	NJA5293821		01517	28,420	48,480	(20,060)	-70.6%	SST	Horwith
08/24/05	10/04/05	NJA5293822		01518	68,580	48,440	20,140	29.4%	SST	Horwith
08/24/05	10/04/05	NJA5293823		01519	68,760	49,700	19,060	27.7%	SST	Horwith
08/24/05	10/04/05	NJA5293824		01520	29,300	47,220	(17,920)	-61.2%	SST	Horwith
08/24/05	10/04/05	NJA5293825		01521	29,300	49,980	(20,680)	-70.6%	SST	Horwith
08/24/05	10/04/05	NJA5293826		01522	68,800	50,140	18,660	27.1%	SST	Horwith
08/24/05	10/04/05	NJA5293827		01523	70,700	49,560	21,140	29.9%	SST	Horwith
08/24/05	10/04/05	NJA5293828		01524	32,980	48,820	(15,840)	-48.0%	SST	Horwith
08/24/05	10/04/05	NJA5293829		01525	32,980	51,040	(18,060)	-54.8%	SST	Horwith
08/24/05	10/04/05	NJA5293830		01526	58,360	49,240	9,120	15.6%	SST	Horwith
08/24/05	10/04/05	NJA5293831		01527	77,700	48,560	29,140	37.5%	SST	Horwith
08/24/05	10/04/05	NJA5293832		01528	66,860	49,020	17,840	26.7%	SST	Horwith
08/24/05	10/04/05	NJA5293833		01529	77,320	52,240	25,080	32.4%	SST	Horwith
08/24/05	10/04/05	NJA5293834		01530	34,060	51,220	(17,160)	-50.4%	SST	Horwith
08/24/05	10/04/05	NJA5293835		01531	34,080	49,800	(15,720)	-46.1%	SST	Horwith
08/25/05	10/04/05	NJA5293836		01532	68,480	49,520	18,960	27.7%	SST	Horwith
08/25/05	10/04/05	NJA5293837		01533	24,760	49,940	(25,180)	-101.7%	SST	Horwith
08/25/05	10/17/05	NJA5293838		01534	59,300	50,580	8,720	14.7%	SST	Horwith
08/25/05	10/17/05	NJA5293839		01535	69,000	48,700	20,300	29.4%	SST	Horwith
08/25/05	10/04/05	NJA5293840		01536	69,700	48,020	21,680	31.1%	SST	Horwith
08/25/05	10/17/05	NJA5293841		01537	32,780	49,560	(16,780)	-51.2%	SST	Horwith
08/25/05	10/04/05	NJA5293842		01538	24,780	48,240	(23,460)	-94.7%	SST	Horwith
08/25/05	10/04/05	NJA5293843		01539	68,520	51,700	16,820	24.5%	SST	Horwith
08/25/05	10/04/05	NJA5293844		01540	36,360	53,020	(16,660)	-45.8%	SST	Horwith
08/25/05	10/17/05	NJA5293845		01541	34,760	47,520	(12,760)	-36.7%	SST	Horwith
08/25/05	10/04/05	NJA5293846		01543	67,900	46,560	21,340	31.4%	SST	Horwith
08/25/05	10/04/05	NJA5293847		01544	67,380	47,400	19,980	29.7%	SST	Horwith
08/25/05	10/04/05	NJA5293848		01545	67,900	46,240	21,660	31.9%	SST	Horwith
08/25/05	10/04/05	NJA5293849		01546	28,080	46,820	(18,740)	-66.7%	SST	Horwith
08/25/05	10/04/05	NJA5293850		01547	68,680	47,940	20,740	30.2%	SST	Horwith
08/25/05	10/04/05	NJA5293853		01548	21,360	47,940	(26,580)	-124.4%	SST	Horwith
08/25/05	10/04/05	NJA5293851		01549	19,700	48,340	(28,640)	-145.4%	SST	Horwith
08/25/05	10/04/05	NJA5293852		01550	59,040	47,060	11,980	20.3%	SST	Horwith
08/25/05	10/04/05	NJA5293855		01551	28,060	54,420	(26,360)	-93.9%	SST	Horwith
08/25/05	10/04/05	NJA5293854		01552	19,680	48,920	(29,240)	-148.6%	SST	Horwith
08/26/05	10/04/05	NJA5293856		01554	68,020	48,780	19,240	28.3%	SST	Horwith
08/26/05	10/04/05	NJA5293857		01555	68,560	47,240	21,320	31.1%	SST	Horwith
08/26/05	10/04/05	NJA5293858		01556	27,560	46,640	(19,080)	-69.2%	SST	Horwith
08/26/05	10/04/05	NJA5293859		01557	27,560	48,740	(21,180)	-76.9%	SST	Horwith
08/26/05	10/04/05	NJA5293860		01558	27,840	46,740	(18,900)	-67.9%	SST	Horwith
08/26/05	10/04/05	NJA5293861		01559	38,420	46,940	(8,520)	-22.2%	SST	Horwith
08/26/05	10/04/05	NJA5293862		01560	69,120	47,480	21,640	31.3%	SST	Horwith
08/26/05	10/04/05	NJA5293863		01561	59,620	52,040	7,580	12.7%	SST	Horwith
08/26/05	10/04/05	NJA5293864		01562	66,700	44,640	22,060	33.1%	SST	Horwith
08/26/05	10/04/05	NJA5293865		01563	33,260	49,060	(15,800)	-47.5%	SST	Horwith
08/26/05	10/04/05	NJA5293872		01570	33,280	49,180	(15,900)	-47.8%	SST	Horwith
08/26/05	10/04/05	NJA5293873		01571	54,940	47,780	7,160	13.0%	SST	Horwith
08/26/05	10/04/05	NJA5293874		01572	75,960	49,600	26,360	34.7%	SST	Horwith
08/26/05	10/04/05	NJA5293875		01573	34,220	51,440	(17,220)	-50.3%	SST	Horwith

(2005) HONEYWELL SA-7 WASTE TRACKING: US ECOLOGY										
Date Shipped	Date of Return Manifest	State Manifest	N/A	Man. Doc #	Facilty Manifest Weight (lbs)	Estimated Weight (lbs)	Manifest - Estimate (lbs)	Manifest - Estimate (%)	Material	Transporter
08/26/05	10/04/05	NJA5293876		01574	34,240	48,520	(14,280)	-41.7%	SST	Horwith
08/26/05	10/04/05	NJA5293877		01575	24,540	48,080	(23,540)	-95.9%	SST	Horwith
08/26/05	10/04/05	NJA5293878		01576	68,080	49,680	18,400	27.0%	SST	Horwith
08/26/05	10/04/05	NJA5293879		01577	24,540	49,620	(25,080)	-102.2%	SST	Horwith
08/26/05	10/04/05	NJA5293880		01578	21,780	55,640	(33,860)	-155.5%	SST	Horwith
08/26/05	10/04/05	NJA5293881		01579	67,520	53,640	13,880	20.6%	SST	Horwith
08/29/05	10/04/05	NJA5293882		01580	68,560	49,720	18,840	27.5%	SST	Horwith
08/29/05	10/04/05	NJA5293883		01581	41,280	48,240	(6,960)	-16.9%	SST	Horwith
08/29/05	10/04/05	NJA5293884		01582	76,040	46,900	29,140	38.3%	SST	Horwith
08/29/05	10/04/05	NJA5293885		01583	66,580	46,480	20,100	30.2%	SST	Horwith
08/29/05	10/04/05	NJA5293886		01584	26,540	50,480	(23,940)	-90.2%	SST	Horwith
08/29/05	10/04/05	NJA5293887		01585	26,540	48,800	(22,260)	-83.9%	SST	Horwith
08/29/05	10/04/05	NJA5293888		01586	14,960	48,420	(33,460)	-223.7%	SST	Horwith
08/29/05	10/04/05	NJA5293889		01587	68,240	46,540	21,700	31.8%	SST	Horwith
08/29/05	10/04/05	NJA5293890		01588	70,620	51,980	18,640	26.4%	SST	Horwith
08/29/05	10/04/05	NJA5293891		01589	46,300	54,180	(7,880)	-17.0%	SST	Horwith
08/29/05	10/04/05	NJA5293892		01595	47,620	48,200	(580)	-1.2%	SST	Horwith
08/29/05	10/04/05	NJA5293893		01596	68,300	49,400	18,900	27.7%	SST	Horwith
08/29/05	10/04/05	NJA5293894		01597	34,220	48,900	(14,680)	-42.9%	SST	Horwith
08/29/05	10/04/05	NJA5293895		01598	34,220	48,680	(14,460)	-42.3%	SST	Horwith
08/29/05	10/04/05	NJA5293896		01599	19,960	49,800	(29,840)	-149.5%	SST	Horwith
08/29/05	10/04/05	NJA5293897		01600	76,260	51,420	24,840	32.6%	SST	Horwith
08/29/05	10/04/05	NJA5293898		01601	76,200	47,600	28,600	37.5%	SST	Horwith
08/29/05	10/04/05	NJA5293899		01602	21,400	47,980	(26,580)	-124.2%	SST	Horwith
08/29/05	10/04/05	NJA5293900		01603	67,220	50,820	16,400	24.4%	SST	Horwith
08/29/05	10/04/05	NJA5293901		01604	68,120	48,100	20,020	29.4%	SST	Horwith
08/30/05	10/04/05	NJA5293902		01605	27,760	48,300	(20,540)	-74.0%	SST	Horwith
08/30/05	10/04/05	NJA5293903		01606	27,780	48,020	(20,240)	-72.9%	SST	Horwith
08/30/05	10/04/05	NJA5293904		01607	33,220	45,560	(12,340)	-37.1%	SST	Horwith
08/30/05	10/04/05	NJA5293905		01608	68,480	46,900	21,580	31.5%	SST	Horwith
08/30/05	10/04/05	NJA5293906		01609	67,280	50,100	17,180	25.5%	SST	Horwith
08/30/05	10/04/05	NJA5293907		01610	58,740	49,020	9,720	16.5%	SST	Horwith
08/30/05	10/04/05	NJA5293908		01611	16,540	47,400	(30,860)	-186.6%	SST	Horwith
08/30/05	10/04/05	NJA5293909		01612	46,700	48,460	(1,760)	-3.8%	SST	Horwith
08/30/05	10/04/05	NJA5293910		01613	20,020	50,480	(30,460)	-152.1%	SST	Horwith
08/30/05	10/04/05	NJA5293911		01614	68,620	49,920	18,700	27.3%	SST	Horwith
08/30/05	10/04/05	NJA5293912		01620	39,220	48,320	(9,100)	-23.2%	SST	Horwith
08/30/05	10/04/05	NJA5293913		01622	59,560	47,920	11,640	19.5%	SST	Horwith
08/30/05	10/04/05	NJA5293914		01623	26,940	48,560	(21,620)	-80.3%	SST	Horwith
08/30/05	10/04/05	NJA5293915		01624	67,900	49,160	18,740	27.6%	SST	Horwith
08/30/05	10/04/05	NJA5293916		01625	68,500	49,340	19,160	28.0%	SST	Horwith
08/30/05	10/04/05	NJA5293917		01626	35,720	47,840	(12,120)	-33.9%	SST	Horwith
08/30/05	10/04/05	NJA5293918		01627	28,400	47,860	(19,460)	-68.5%	SST	Horwith
08/30/05	10/04/05	NJA5293919		01628	66,540	47,340	19,200	28.9%	SST	Horwith
08/30/05	10/04/05	NJA5293920		01629	67,800	50,660	17,140	25.3%	SST	Horwith
08/30/05	10/04/05	NJA5293921		01630	45,100	51,080	(5,980)	-13.3%	SST	Horwith
08/31/05	10/04/05	NJA5293922		01631	68,040	48,080	19,960	29.3%	SST	Horwith
08/31/05	10/04/05	NJA5081441		01632	15,400	49,340	(33,940)	-220.4%	SST	Horwith
08/31/05	10/04/05	NJA5081442		01633	69,180	48,440	20,740	30.0%	SST	Horwith
08/31/05	10/04/05	NJA5081444		01634	36,280	47,840	(11,560)	-31.9%	SST	Horwith
08/31/05	10/04/05	NJA5081443		01635	54,620	50,540	4,080	7.5%	SST	Horwith
08/31/05	10/04/05	NJA5293923		01636	49,480	48,800	680	1.4%	SST	Horwith
08/31/05	10/04/05	NJA5293924		01637	36,280	49,340	(13,060)	-36.0%	SST	Horwith
08/31/05	10/04/05	NJA5293925		01638	67,260	47,520	19,740	29.3%	SST	Horwith
08/31/05	10/04/05	NJA5293926		01639	13,460	51,660	(38,200)	-283.8%	SST	Horwith
08/31/05	10/04/05	NJA5293927		01640	66,800	49,520	17,280	25.9%	SST	Horwith
08/31/05	10/04/05	NJA5293928		01647	4,640	47,720	(43,080)	-928.4%	SST	Horwith
08/31/05	10/04/05	NJA5293929		01648	23,120	48,260	(25,140)	-108.7%	SST	Horwith
08/31/05	10/04/05	NJA5293930		01649	77,520	48,380	29,140	37.6%	SST	Horwith
08/31/05	10/04/05	NJA5293931		01650	77,320	46,960	30,360	39.3%	SST	Horwith
08/31/05	10/04/05	NJA5293932		01651	37,740	48,040	(10,300)	-27.3%	SST	Horwith
08/31/05	10/04/05	NJA5293933		01652	67,840	49,620	18,220	26.9%	SST	Horwith
08/31/05	10/04/05	NJA5293934		01653	9,660	47,880	(38,220)	-395.7%	SST	Horwith
08/31/05	10/04/05	NJA5293935		01654	68,300	48,660	19,640	28.8%	SST	Horwith
08/31/05	10/24/05	NJA5293936		01655	58,660	50,340	8,320	14.2%	SST	Horwith
08/31/05	10/24/05	NJA5293937		01656	79,920	52,820	27,100	33.9%	SST	Horwith
9,557.48	**TONS (MONTH)**		**AUGUST SUB-TOTAL:**		19,114,968	19,261,366	(146,398)	-0.76%		
15,539.44	**TONS (FACILITY)**		**CUMULATIVE TOTAL:**		31,078,877	31,554,056	(477,639)	-1.51%		
09/01/05	10/04/05	NJA5293938		01657	66,600	47,820	18,780	28.2%	SST	Horwith
09/01/05	10/24/05	NJA5293939		01658	33,720	51,020	(17,300)	-51.3%	SST	Horwith
09/01/05	10/24/05	NJA5293940		01659	33,740	50,620	(16,880)	-50.0%	SST	Horwith
09/01/05	10/04/05	NJA5293941		01660	61,760	50,260	11,500	18.6%	SST	Horwith

(2005) HONEYWELL SA-7 WASTE TRACKING: US ECOLOGY										
Date Shipped	Date of Return Manifest	State Manifest	N/A	Man. Doc #	Facilty Manifest Weight (lbs)	Estimated Weight (lbs)	Manifest - Estimate (lbs)	Manifest - Estimate (%)	Material	Transporter
09/01/05	10/04/05	NJA5293942		01661	44,880	52,120	(7,240)	-16.1%	SST	Horwith
09/01/05	10/04/05	NJA5293943		01662	31,120	46,740	(15,620)	-50.2%	SST	Horwith
09/01/05	10/04/05	NJA5293944		01663	42,040	46,260	(4,220)	-10.0%	SST	Horwith
09/01/05	10/04/05	NJA5293945		01664	31,120	46,400	(15,280)	-49.1%	SST	Horwith
09/01/05	10/04/05	NJA5293946		01665	77,420	50,500	26,920	34.8%	SST	Horwith
09/01/05	10/04/05	NJA5293947		01666	68,700	50,980	17,720	25.8%	SST	Horwith
09/01/05	10/04/05	NJA5293948		01672	76,580	47,040	29,540	38.6%	SST	Horwith
09/01/05	10/04/05	NJA5293949		01673	32,220	46,860	(14,640)	-45.4%	SST	Horwith
09/01/05	10/04/05	NJA5293950		01674	32,220	47,140	(14,920)	-46.3%	SST	Horwith
09/01/05	10/25/05	NJA5293951		01675	76,720	46,480	30,240	39.4%	SST	Horwith
09/01/05	10/25/05	NJA5293952		01676	76,140	45,760	30,380	39.9%	SST	Horwith
09/01/05	10/25/05	NJA5293953		01677	18,920	48,700	(29,780)	-157.4%	SST	Horwith
09/01/05	10/25/05	NJA5293954		01678	18,940	47,580	(28,640)	-151.2%	SST	Horwith
09/01/05	10/04/05	NJA5293955		01679	9,540	49,600	(40,060)	-419.9%	SST	Horwith
09/01/05	10/04/05	NJA5293956		01680	67,140	54,080	13,060	19.5%	SST	Horwith
09/01/05	10/04/05	NJA5293957		01681	67,680	53,280	14,400	21.3%	SST	Horwith
09/02/05	10/04/05	NJA5293958		01682	18,220	47,520	(29,300)	-160.8%	PRETRENCH	Horwith
09/02/05	10/04/05	NJA5293959		01683	35,580	49,160	(13,580)	-38.2%	PRETRENCH	Horwith
09/02/05	10/24/05	NJA5293960		01684	12,260	48,020	(35,760)	-291.7%	PRETRENCH	Horwith
09/02/05	10/24/05	NJA5293961		01685	54,340	48,000	6,340	11.7%	PRETRENCH	Horwith
09/02/05	10/24/05	NJA5293962		01686	68,640	47,960	20,680	30.1%	PRETRENCH	Horwith
09/02/05	10/04/05	NJA5293963		01687	18,200	46,400	(28,200)	-154.9%	SST	Horwith
09/02/05	10/04/05	NJA5293964		01688	68,680	46,320	22,360	32.6%	SST	Horwith
09/02/05	10/04/05	NJA5293965		01689	77,180	47,040	30,140	39.1%	SST	Horwith
09/02/05	10/24/05	NJA5293966		01690	75,920	52,400	23,520	31.0%	SST	Horwith
09/02/05	10/04/05	NJA5293967		01691	35,560	52,000	(16,440)	-46.2%	SST	Horwith
09/02/05	10/04/05	NJA5293974		01701	37,180	50,260	(13,080)	-35.2%	SST	Horwith
09/02/05	10/24/05	NJA5293975		01704	67,400	48,920	18,480	27.4%	SST	Horwith
09/02/05	10/24/05	NJA5293976		01705	38,340	48,380	(10,040)	-26.2%	SST	Horwith
09/02/05	10/04/05	NJA5293977		01706	76,400	48,640	27,760	36.3%	SST	Horwith
09/02/05	10/04/05	NJA5293978		01707	61,200	55,140	6,060	9.9%	SST	Horwith
09/02/05	10/04/05	NJA5293979		01708	38,340	51,060	(12,720)	-33.2%	SST	Horwith
09/02/05	10/04/05	NJA5293980		01709	30,660	50,740	(20,080)	-65.5%	SST	Horwith
09/02/05	10/04/05	NJA5293981		01710	68,040	53,180	14,860	21.8%	SST	Horwith
09/02/05	10/04/05	NJA5293982		01711	27,820	51,460	(23,640)	-85.0%	SST	Horwith
09/02/05	10/04/05	NJA5293983		01712	68,380	50,100	18,280	26.7%	SST	Horwith
9\6\05	10/24/05	NJA5293984		01713	31,700	47,600	(15,900)	-50.2%	SST	Horwith
9\6\05	10/25/05	NJA5293985		01714	37,260	49,940	(12,680)	-34.0%	SST	Horwith
9\6\05	10/24/05	NJA5293986		01715	31,680	46,800	(15,120)	-47.7%	SST	Horwith
9\6\05	10/25/05	NJA5293987		01716	67,500	49,120	18,380	27.2%	SST	Horwith
9\6\05	10/25/05	NJA5293988		01717	22,200	49,120	(26,920)	-121.3%	SST	Horwith
9\6\05	10/25/05	NJA5293989		01718	76,080	49,460	26,620	35.0%	SST	Horwith
9\6\05	10/25/05	NJA5293990		01719	76,420	47,460	28,960	37.9%	SST	Horwith
9\6\05	10/25/05	NJA5293991		01720	19,000	47,440	(28,440)	-149.7%	SST	Horwith
9\6\05	10/25/05	NJA5293992		01721	76,480	47,160	29,320	38.3%	SST	Horwith
9\6\05	10/25/05	NJA5293993		01722	66,380	50,660	15,720	23.7%	SST	Horwith
9\6\05	10/25/05	NJA5293994		01723	60,040	57,640	2,400	4.0%	SST	Horwith
9\6\05	10/25/05	NJA5294005		01734	19,760	48,400	(28,640)	-144.9%	SST	Horwith
9\6\05	10/25/05	NJA5294006		01735	34,100	48,800	(14,700)	-43.1%	SST	Horwith
9\6\05	10/25/05	NJA5294007		01736	34,100	51,160	(17,060)	-50.0%	SST	Horwith
9\6\05	10/25/05	NJA5294008		01737	69,040	48,160	20,880	30.2%	SST	Horwith
9\6\05	10/25/05	NJA5294009		01738	59,700	49,040	10,660	17.9%	SST	Horwith
9\6\05	10/25/05	NJA5294010		01739	33,680	50,300	(16,620)	-49.3%	SST	Horwith
9\6\05	10/25/05	NJA5294011		01740	33,660	49,160	(15,500)	-46.0%	SST	Horwith
9\6\05	10/25/05	NJA5294012		01741	69,120	50,000	19,120	27.7%	SST	Horwith
9\6\05	10/25/05	NJA5294013		01742	67,720	50,960	16,760	24.7%	SST	Horwith
9\6\05	10/25/05	NJA5294014		01743	51,380	51,900	(520)	-1.0%	SST	Horwith
9\07\05	10/25/05	NJA5294015		01744	76,540	48,880	27,660	36.1%	SST	Horwith
9\07\05	10/25/05	NJA5294016		01745	67,340	47,880	19,460	28.9%	SST	Horwith
9\07\05	10/25/05	NJA5294017		01746	24,640	50,080	(25,440)	-103.2%	SST	Horwith
9\07\05	10/25/05	NJA5294018		01747	24,640	45,380	(20,740)	-84.2%	SST	Horwith
9\07\05	10/25/05	NJA5294019		01748	12,440	50,320	(37,880)	-304.5%	SST	Horwith
9\07\05	10/25/05	NJA5294020		01749	37,780	50,200	(12,420)	-32.9%	SST	Horwith
9\07\05	10/25/05	NJA5294021		01750	70,700	49,160	21,540	30.5%	SST	Horwith
9\07\05	10/25/05	NJA5294022		01751	68,900	49,280	19,620	28.5%	SST	Horwith
9\07\05	10/25/05	NJA5294023		01752	25,300	54,300	(29,000)	-114.6%	SST	Horwith
9\07\05	10/25/05	NJA5294024		01753	31,460	51,800	(20,340)	-64.7%	SST	Horwith
9\07\05	10/25/05	NJA5294025		01754	68,340	48,540	19,800	29.0%	SST	Horwith
9\07\05	10/25/05	NJA5294026		01755	68,940	48,560	20,380	29.6%	SST	Horwith
9\07\05	10/25/05	NJA5294027		01756	29,700	49,580	(19,880)	-66.9%	SST	Horwith
9\07\05	10/25/05	NJA5294028		01757	37,440	48,960	(11,520)	-30.8%	SST	Horwith
9\07\05	10/25/05	NJA5294029		01758	77,100	49,240	27,860	36.1%	SST	Horwith
9\07\05	10/25/05	NJA5294030		01759	38,520	48,540	(10,020)	-26.0%	SST	Horwith
9\07\05	11/16/05	NJA5294031		01760	44,780	50,700	(5,920)	-13.2%	SST	Horwith

(2005) HONEYWELL SA-7 WASTE TRACKING: US ECOLOGY										
Date Shipped	Date of Return Manifest	State Manifest	N/A	Man. Doc #	Facilty Manifest Weight (lbs)	Estimated Weight (lbs)	Manifest - Estimate (lbs)	Manifest - Estimate (%)	Material	Transporter
9\07\05	10/25/05	NJA5294032		01761	38,540	49,440	(10,900)	-28.3%	SST	Horwith
9\07\05	10/25/05	NJA5294033		01762	19,160	53,960	(34,800)	-181.6%	SST	Horwith
9\07\05	10/25/05	NJA5294034		01763	76,760	52,160	24,600	32.0%	SST	Horwith
9\07\05	10/25/05	NJA5294035		01764	75,740	52,580	23,160	30.6%	SST	Horwith
9\08\05	10/25/05	NJA5294036		01765	36,940	50,140	(13,200)	-35.7%	SST	Horwith
9\08\05	11/16/05	NJA5294037		01766	76,780	49,340	27,440	35.7%	SCB	Horwith
9\08\05	11/16/05	NJA5294038		01767	68,720	49,780	18,940	27.6%	SCB	Horwith
9\08\05	10/25/05	NJA5294039		01768	16,260	47,580	(31,320)	-192.6%	SCB	Horwith
9\08\05	10/25/05	NJA5294040		01769	68,620	48,240	20,380	29.7%	SCB	Horwith
9\08\05	10/25/05	NJA5294041		01770	70,860	48,680	22,180	31.3%	SCB	Horwith
9\08\05	10/25/05	NJA5294042		01771	38,320	48,560	(10,240)	-26.7%	SCB	Horwith
9\08\05	10/25/05	NJA5294043		01772	68,640	46,900	21,740	31.7%	SCB	Horwith
9\08\05	10/25/05	NJA5294044		01773	69,100	47,940	21,160	30.6%	SCB	Horwith
9\08\05	11/16/05	NJA5294045		01774	12,320	50,340	(38,020)	-308.6%	SCB	Horwith
9\08\05	10/25/05	NJA5294046		01775	65,320	56,900	8,420	12.9%	SCB	Horwith
9\08\05	10/25/05	NJA5294047		01776	77,040	49,280	27,760	36.0%	SCB	Horwith
9\08\05	10/25/05	NJA5294048		01777	34,440	50,260	(15,820)	-45.9%	SCB	Horwith
9\08\05	10/25/05	NJA5294049		01778	34,440	49,340	(14,900)	-43.3%	SCB	Horwith
9\08\05	10/25/05	NJA5294050		01779	25,720	49,740	(24,020)	-93.4%	SCB	Horwith
9\08\05	10/25/05	NJA5294051		01780	25,720	48,460	(22,740)	-88.4%	SCB	Horwith
9\08\05	10/25/05	NJA5294052		01781	30,100	49,060	(18,960)	-63.0%	SCB	Horwith
9\08\05	10/25/05	NJA5294053		01782	56,160	50,480	5,680	10.1%	SCB	Horwith
9\08\05	10/25/05	NJA5294054		01783	78,740	49,620	29,120	37.0%	SCB	Horwith
9\08\05	10/25/05	NJA5294055		01784	77,580	49,620	27,960	36.0%	SCB	Horwith
9\08\05	10/25/05	NJA5294056		01785	15,300	51,440	(36,140)	-236.2%	SCB	Horwith
09/09/05	10/25/05	NJA5294064		01786	68,580	47,920	20,660	30.1%	SST	Horwith
09/09/05	10/25/05	NJA5294065		01787	34,680	46,940	(12,260)	-35.4%	SST	Horwith
09/09/05	10/25/05	NJA5294066		01788	38,220	49,380	(11,160)	-29.2%	SST	Horwith
09/09/05	10/25/05	NJA5294067		01789	34,680	48,860	(14,180)	-40.9%	SST	Horwith
09/09/05	10/25/05	NJA5294068		01790	76,620	50,900	25,720	33.6%	SST	Horwith
09/09/05	10/25/05	NJA5294069		01791	68,340	49,440	18,900	27.7%	SST	Horwith
09/09/05	10/25/05	NJA5294070		01792	17,880	47,760	(29,880)	-167.1%	SST	Horwith
09/09/05	10/25/05	NJA5294071		01793	67,740	48,000	19,740	29.1%	SCB	Horwith
09/09/05	10/25/05	NJA5294072		01794	41,060	49,100	(8,040)	-19.6%	SCB	Horwith
09/09/05	10/25/05	NJA5294073		01795	76,540	50,980	25,560	33.4%	SCB	Horwith
09/09/05	10/25/05	NJA5294074		01796	12,320	52,500	(40,180)	-326.1%	SCB	Horwith
09/09/05	10/25/05	NJA5294087		01800	69,200	52,560	16,640	24.0%	SCB	Horwith
09/09/05	10/25/05	NJA5294077		01806	30,960	49,600	(18,640)	-60.2%	SCB	Horwith
09/09/05	10/25/05	NJA5294079		01807	76,360	46,080	30,280	39.7%	SCB	Horwith
09/09/05	10/25/05	NJA5294078		01808	68,060	49,000	19,060	28.0%	SCB	Horwith
09/09/05	10/25/05	NJA5294080		01809	76,980	49,240	27,740	36.0%	SCB	Horwith
09/09/05	10/25/05	NJA5294081		01810	67,080	48,280	18,800	28.0%	SCB	Horwith
09/09/05	10/25/05	NJA5294082		01811	23,840	47,320	(23,480)	-98.5%	SCB	Horwith
09/09/05	10/25/05	NJA5294083		01812	20,580	45,340	(24,760)	-120.3%	SCB	Horwith
09/09/05	10/25/05	NJA5294084		01813	24,500	49,840	(25,340)	-103.4%	SCB	Horwith
09/09/05	10/25/05	NJA5294085		01814	10,980	51,800	(40,820)	-371.8%	SCB	Horwith
09/09/05	10/25/05	NJA5294086		01815	68,440	56,400	12,040	17.6%	SCB	Horwith
09/12/05	10/25/05	NJA5294092		01816	16,180	47,300	(31,120)	-192.3%	SST	Horwith
09/12/05	10/25/05	NJA5294093		01817	66,760	46,160	20,600	30.9%	SST	Horwith
09/12/05	10/25/05	NJA5294094		01818	67,660	48,980	18,680	27.6%	SST	Horwith
09/12/05	10/25/05	NJA5294095		01819	37,140	47,940	(10,800)	-29.1%	SST	Horwith
09/12/05	10/25/05	NJA5294096		01820	38,260	46,620	(8,360)	-21.9%	SST	Horwith
09/12/05	10/25/05	NJA5294097		01821	67,700	47,640	20,060	29.6%	SST	Horwith
09/12/05	10/25/05	NJA5294098		01822	37,680	48,100	(10,420)	-27.7%	SCB	Horwith
09/12/05	10/25/05	NJA5294099		01823	76,500	46,720	29,780	38.9%	SST	Horwith
09/12/05	10/25/05	NJA5294100		01824	39,040	48,520	(9,480)	-24.3%	SCB	Horwith
09/12/05	10/25/05	NJA5294101		01825	34,140	50,880	(16,740)	-49.0%	SCB	Horwith
09/12/05	10/25/05	NJA5294102		01830	68,460	55,260	13,200	19.3%	SCB	Horwith
09/12/05	10/25/05	NJA5294103		01831	34,160	44,820	(10,660)	-31.2%	SST	Horwith
09/12/05	10/25/05	NJA5294208		01833	60,880	47,400	13,480	22.1%	SCB	Horwith
09/12/05	10/25/05	NJA5294209		01834	55,620	47,720	7,900	14.2%	SCB	Horwith
09/12/05	10/25/05	NJA5294210		01835	76,460	50,260	26,200	34.3%	SCB	Horwith
09/12/05	10/25/05	NJA5294211		01836	75,900	48,340	27,560	36.3%	SCB	Horwith
09/12/05	10/25/05	NJA5294212		01837	76,700	50,940	25,760	33.6%	SCB	Horwith
09/12/05	10/25/05	NJA5294213		01838	24,780	49,320	(24,540)	-99.0%	SCB	Horwith
09/12/05	10/25/05	NJA5294214		01839	24,780	49,300	(24,520)	-99.0%	SCB	Horwith
09/12/05	10/25/05	NJA5294215		01840	28,820	50,560	(21,740)	-75.4%	SCB	Horwith
09/12/05	10/25/05	NJA5294216		01841	28,820	41,860	(13,040)	-45.2%	SCB	Horwith
09/12/05	10/25/05	NJA5294217		01842	76,560	46,680	29,880	39.0%	SCB	Horwith
09/12/05	10/25/05	NJA5294218		01843	76,880	46,780	30,100	39.2%	SCB	Horwith
09/12/05	10/25/05	NJA5294219		01844	19,060	46,720	(27,660)	-145.1%	SCB	Horwith
09/13/05	10/25/05	NJA5294220		01845	19,060	49,080	(30,020)	-157.5%	SST	Horwith
09/13/05	10/25/05	NJA5294222		01846	69,780	48,960	20,820	29.8%	SST	Horwith
09/13/05	10/25/05	NJA5294221		01847	75,960	48,860	27,100	35.7%	SST	Horwith

(2005) HONEYWELL SA-7 WASTE TRACKING: US ECOLOGY										
Date Shipped	Date of Return Manifest	State Manifest	N/A	Man. Doc #	Facilty Manifest Weight (lbs)	Estimated Weight (lbs)	Manifest - Estimate (lbs)	Manifest - Estimate (%)	Material	Transporter
09/13/05	10/25/05	NJA5294224		01848	25,320	48,460	(23,140)	-91.4%	SST	Horwith
09/13/05	10/25/05	NJA5294223		01849	63,460	47,120	16,340	25.7%	SST	Horwith
09/13/05	10/25/05	NJA5294225		01850	25,320	48,540	(23,220)	-91.7%	SST	Horwith
09/13/05	10/25/05	NJA5294226		01851	38,140	48,780	(10,640)	-27.9%	SST	Horwith
09/13/05	10/25/05	NJA5294228		01852	68,460	48,900	19,560	28.6%	SST	Horwith
09/13/05	10/25/05	NJA5294229		01853	13,000	50,340	(37,340)	-287.2%	SST	Horwith
09/13/05	10/25/05	NJA5294227		01854	67,280	47,480	19,800	29.4%	SST	Horwith
09/13/05	10/25/05	NJA5294231		01855	76,700	51,220	25,480	33.2%	SST	Horwith
09/13/05	10/25/05	NJA5294232		01856	24,640	46,780	(22,140)	-89.9%	SST	Horwith
09/13/05	10/25/05	NJA5294233		01862	18,220	49,980	(31,760)	-174.3%	SST	Horwith
09/13/05	10/25/05	NJA5294234		01863	67,880	50,540	17,340	25.5%	SST	Horwith
09/13/05	10/25/05	NJA5294235		01864	71,040	51,740	19,300	27.2%	SST	Horwith
09/13/05	10/25/05	NJA5294236		01865	42,080	48,200	(6,120)	-14.5%	SST	Horwith
09/13/05	10/25/05	NJA5294237		01866	69,140	47,660	21,480	31.1%	SST	Horwith
09/13/05	10/25/05	NJA5294238		01867	66,360	47,900	18,460	27.8%	SST	Horwith
09/13/05	10/25/05	NJA5294239		01868	24,280	39,380	(15,100)	-62.2%	SST	Horwith
09/13/05	10/25/05	NJA5294241		01869	24,960	49,160	(24,200)	-97.0%	SST	Horwith
09/13/05	10/25/05	NJA5294242		01870	68,600	49,100	19,500	28.4%	SST	Horwith
09/13/05	10/25/05	NJA5294243		01871	17,800	45,900	(28,100)	-157.9%	SST	Horwith
09/13/05	10/25/05	NJA5294244		01872	68,860	48,760	20,100	29.2%	SST	Horwith
09/13/05	10/25/05	NJA5294245		01873	36,020	49,680	(13,660)	-37.9%	SST	Horwith
09/14/05	10/25/05	NJA5294246		01874	24,640	50,220	(25,580)	-103.8%	SST	Horwith
09/14/05	10/29/05	NJA5294247		01875	43,780	48,480	(4,700)	-10.7%	SST	Horwith
09/14/05	10/29/05	NJA5294248		01876	69,560	49,100	20,460	29.4%	SST	Horwith
09/14/05	10/29/05	NJA5294249		01877	67,260	49,160	18,100	26.9%	SST	Horwith
09/14/05	10/29/05	NJA5294250		01878	50,620	45,560	5,060	10.0%	SST	Horwith
09/14/05	10/29/05	NJA5294251		01879	17,780	50,620	(32,840)	-184.7%	SST	Horwith
09/14/05	10/29/05	NJA5294252		01880	35,680	49,640	(13,960)	-39.1%	SST	Horwith
09/14/05	10/29/05	NJA5294253		01881	69,000	49,520	19,480	28.2%	SST	Horwith
09/14/05	10/29/05	NJA5294254		01882	35,660	51,100	(15,440)	-43.3%	SST	Horwith
09/14/05	10/29/05	NJA5294255		01883	76,740	52,180	24,560	32.0%	SST	Horwith
09/14/05	10/29/05	NJA5294256		01884	28,040	46,520	(18,480)	-65.9%	SST	Horwith
09/14/05	10/29/05	NJA5294257		01885	38,300	46,180	(7,880)	-20.6%	SST	Horwith
09/14/05	10/29/05	NJA5294258		01892	38,300	48,220	(9,920)	-25.9%	SST	Horwith
09/14/05	10/29/05	NJA5294259		01893	23,760	49,020	(25,260)	-106.3%	SST	Horwith
09/14/05	10/29/05	NJA5294260		01894	56,320	50,620	5,700	10.1%	SST	Horwith
09/14/05	10/29/05	NJA5294261		01895	76,000	48,060	27,940	36.8%	SST	Horwith
09/14/05	10/29/05	NJA5294262		01896	76,180	45,860	30,320	39.8%	SST	Horwith
09/14/05	10/29/05	NJA5294263		01897	69,080	46,320	22,760	32.9%	SST	Horwith
09/14/05	10/29/05	NJA5294264		01898	26,060	49,780	(23,720)	-91.0%	SST	Horwith
09/14/05	10/29/05	NJA5294265		01899	26,820	49,580	(22,760)	-84.9%	SCB	Horwith
09/14/05	10/29/05	NJA5294266		01900	68,500	45,780	22,720	33.2%	SCB	Horwith
09/14/05	10/29/05	NJA5294267		01901	25,720	51,320	(25,600)	-99.5%	SST	Horwith
09/14/05	10/29/05	NJA5294268		01902	76,440	48,360	28,080	36.7%	SCB	Horwith
09/15/05	10/29/05	NJA5294270		01903	22,810	49,660	(26,850)	-117.7%	SST	Horwith
09/15/05	10/29/05	NJA5294271		01904	68,620	48,060	20,560	30.0%	SST	Horwith
09/15/05	10/29/05	NJA5294272		01905	69,300	46,540	22,760	32.8%	SST	Horwith
09/15/05	10/29/05	NJA5294273		01906	68,220	47,980	20,240	29.7%	SST	Horwith
09/15/05	10/29/05	NJA5294274		01907	68,460	45,400	23,060	33.7%	SST	Horwith
09/15/05	10/29/05	NJA5294275		01908	22,810	46,700	(23,890)	-104.7%	SST	Horwith
09/15/05	10/29/05	NJA5294276		01909	21,480	45,420	(23,940)	-111.5%	SST	Horwith
09/15/05	10/29/05	NJA5294277		01910	21,140	42,900	(21,760)	-102.9%	SST	Horwith
09/15/05	10/29/05	NJA5294278		01912	34,420	50,540	(16,120)	-46.8%	SST	Horwith
09/15/05	10/29/05	NJA5294279		01913	34,420	47,540	(13,120)	-38.1%	SST	Horwith
09/15/05	10/29/05	NJA5294280		01914	27,700	47,280	(19,580)	-70.7%	SST	Horwith
09/15/05	10/29/05	NJA5294281		01917	76,220	46,680	29,540	38.8%	SCB	Horwith
09/15/05	10/29/05	NJA5294282		01921	49,340	51,480	(2,140)	-4.3%	SST	Horwith
09/15/05	10/29/05	NJA5294285		01922	38,900	48,100	(9,200)	-23.7%	SST	Horwith
09/15/05	10/29/05	NJA5294286		01923	68,320	50,000	18,320	26.8%	SST	Horwith
09/15/05	10/29/05	NJA5294287		01924	38,880	48,720	(9,840)	-25.3%	SST	Horwith
09/15/05	10/29/05	NJA5294288		01925	77,140	50,340	26,800	34.7%	SST	Horwith
09/15/05	10/29/05	NJA5294289		01926	76,900	47,500	29,400	38.2%	SST	Horwith
09/15/05	10/29/05	NJA5294290		01927	19,540	47,160	(27,620)	-141.4%	SST	Horwith
09/15/05	10/29/05	NJA5294291		01928	19,540	47,060	(27,520)	-140.8%	SST	Horwith
09/15/05	10/29/05	NJA5294292		01929	68,620	49,340	19,280	28.1%	SST	Horwith
09/15/05	10/29/05	NJA5294293		01930	20,840	51,100	(30,260)	-145.2%	SST	Horwith
09/15/05	11/16/05	NJA5294294		01931	61,080	50,580	10,500	17.2%	SST	Horwith
09/16/05	11/16/05	NJA5294296		01932	61,080	47,480	13,600	22.3%	SST	Horwith
09/16/05	11/16/05	NJA5294297		01933	68,820	49,000	19,820	28.8%	SST	Horwith
09/16/05	11/16/05	NJA5294298		01934	19,940	48,300	(28,360)	-142.2%	SST	Horwith
09/16/05	11/16/05	NJA5294299		01935	19,940	47,640	(27,700)	-138.9%	SST	Horwith
09/16/05	11/16/05	NJA5294300		01936	36,800	49,500	(12,700)	-34.5%	SST	Horwith
09/16/05	11/16/05	NJA5294301		01937	67,700	46,780	20,920	30.9%	SST	Horwith
09/16/05	11/16/05	NJA5294302		01938	68,600	48,240	20,360	29.7%	SST	Horwith

(2005) HONEYWELL SA-7 WASTE TRACKING: US ECOLOGY										
Date Shipped	Date of Return Manifest	State Manifest	N/A	Man. Doc #	Facilty Manifest Weight (lbs)	Estimated Weight (lbs)	Manifest - Estimate (lbs)	Manifest - Estimate (%)	Material	Transporter
09/16/05	11/16/05	NJA5294303		01939	15,260	46,780	(31,520)	-206.6%	SST	Horwith
09/16/05	11/16/05	NJA5294304		01940	68,820	46,860	21,960	31.9%	SST	Horwith
09/16/05	11/16/05	NJA5294305		01941	31,660	46,820	(15,160)	-47.9%	SST	Horwith
09/16/05	11/16/05	NJA5294306		01943	31,660	48,600	(16,940)	-53.5%	SST	Horwith
09/16/05	10/29/05	NJA5294307		01944	37,860	51,380	(13,520)	-35.7%	SST	Horwith
09/16/05	10/29/05	NJA5294308		01947	68,560	49,140	19,420	28.3%	SST	Horwith
09/16/05	10/29/05	NJA5294309		01952	58,340	49,100	9,240	15.8%	SST	Horwith
09/16/05	10/29/05	NJA5294310		01954	76,600	48,340	28,260	36.9%	SST	Horwith
09/16/05	10/29/05	NJA5294311		01955	29,240	48,040	(18,800)	-64.3%	SST	Horwith
09/16/05	10/29/05	NJA5294312		01956	29,260	48,000	(18,740)	-64.0%	SST	Horwith
09/16/05	10/29/05	NJA5294313		01957	68,320	47,240	21,080	30.9%	SST	Horwith
09/16/05	10/29/05	NJA5294314		01958	18,420	48,420	(30,000)	-162.9%	SST	Horwith
09/16/05	11/16/05	NJA5294315		01959	12,040	50,040	(38,000)	-315.6%	SST	Horwith
09/16/05	11/16/05	NJA5294316		01960	66,660	47,600	19,060	28.6%	SST	Horwith
09/16/05	11/16/05	NJA5294317		01961	68,220	47,600	20,620	30.2%	SST	Horwith
09/16/05	11/16/05	NJA5294319		01964	44,520	48,480	(3,960)	-8.9%	SST	Horwith
09/16/05	10/29/05	NJA5294320		01965	76,440	48,860	27,580	36.1%	SST	Horwith
09/19/05	10/29/05	NJA5294321		01966	76,320	49,060	27,260	35.7%	SST	Horwith
09/19/05	10/29/05	NJA5294322		01967	18,360	49,520	(31,160)	-169.7%	SST	Horwith
09/19/05	10/29/05	NJA5298836		01968	18,360	49,760	(31,400)	-171.0%	SST	Horwith
09/19/05	10/29/05	NJA5298837		01969	68,920	47,620	21,300	30.9%	SST	Horwith
09/19/05	10/29/05	NJA5298838		01970	67,340	49,340	18,000	26.7%	SST	Horwith
09/19/05	10/29/05	NJA5298839		01971	30,980	48,940	(17,960)	-58.0%	SST	Horwith
09/19/05	10/29/05	NJA5298840		01972	31,000	49,360	(18,360)	-59.2%	SST	Horwith
09/19/05	10/29/05	NJA5298841		01973	66,620	51,360	15,260	22.9%	SST	Horwith
09/19/05	10/29/05	NJA5298842		01974	68,280	50,740	17,540	25.7%	SST	Horwith
09/19/05	10/29/05	NJA5298843		01975	34,400	50,740	(16,340)	-47.5%	SST	Horwith
09/19/05	10/29/05	NJA5298844		01976	34,400	51,540	(17,140)	-49.8%	SST	Horwith
09/19/05	10/29/05	NJA5298845		01977	77,520	50,440	27,080	34.9%	SST	Horwith
09/19/05	10/29/05	NJA5298858		01978	61,540	45,260	16,280	26.5%	SST	Horwith
09/19/05	10/29/05	NJA5298859		01979	29,260	48,700	(19,440)	-66.4%	SST	Horwith
09/19/05	10/29/05	NJA5298860		01980	29,260	47,700	(18,440)	-63.0%	SST	Horwith
09/19/05	10/29/05	NJA5298861		01981	41,300	45,500	(4,200)	-10.2%	SST	Horwith
09/19/05	10/29/05	NJA5298862		01982	69,100	47,620	21,480	31.1%	SST	Horwith
09/19/05	10/29/05	NJA5298863		01983	33,740	48,620	(14,880)	-44.1%	SST	Horwith
09/19/05	10/29/05	NJA5298864		01984	33,760	47,640	(13,880)	-41.1%	SST	Horwith
09/19/05	10/29/05	NJA5298865		01985	20,600	47,840	(27,240)	-132.2%	SST	Horwith
09/19/05	10/29/05	NJA5298866		01986	76,380	50,920	25,460	33.3%	SST	Horwith
09/19/05	10/29/05	NJA5298868		01987	13,780	35,340	(21,560)	-156.5%	SST	Horwith
09/19/05	10/29/05	NJA5298867		01988	13,760	49,300	(35,540)	-258.3%	SST	Horwith
09/20/05	10/29/05	NJA5298871		01989	75,900	48,980	26,920	35.5%	SST	Horwith
09/20/05	10/29/05	NJA5298872		01990	76,960	48,480	28,480	37.0%	SST	Horwith
09/20/05	10/29/05	NJA5298873		01991	69,000	49,940	19,060	27.6%	SST	Horwith
09/20/05	10/29/05	NJA5298874		01992	67,540	49,220	18,320	27.1%	SST	Horwith
09/20/05	10/29/05	NJA5298875		01993	38,660	49,840	(11,180)	-28.9%	SST	Horwith
09/20/05	10/29/05	NJA5298876		01994	24,060	47,380	(23,320)	-96.9%	SST	Horwith
09/20/05	10/29/05	NJA5298877		01995	39,800	47,380	(7,580)	-19.0%	SCB	Horwith
09/20/05	10/29/05	NJA5298878		01996	24,060	46,860	(22,800)	-94.8%	SCB	Horwith
09/20/05	10/29/05	NJA5298879		01997	69,720	47,700	22,020	31.6%	SCB	Horwith
09/20/05	10/29/05	NJA5298880		01998	34,400	45,980	(11,580)	-33.7%	SST	Horwith
09/20/05	10/29/05	NJA5298881		01999	34,400	46,500	(12,100)	-35.2%	SST	Horwith
09/20/05	10/29/05	NJA5298882		02000	67,340	48,140	19,200	28.5%	SCB	Horwith
09/20/05	10/29/05	NJA5298883		02006	30,960	48,140	(17,180)	-55.5%	SST	Horwith
09/20/05	10/29/05	NJA5298884		02007	68,800	48,920	19,880	28.9%	SST	Horwith
09/20/05	10/29/05	NJA5298885		02008	30,960	51,240	(20,280)	-65.5%	SST	Horwith
09/20/05	10/29/05	NJA5298887		02009	27,380	48,420	(21,040)	-76.8%	SST	Horwith
09/20/05	10/29/05	NJA5298888		02010	77,220	47,360	29,860	38.7%	SST	Horwith
09/20/05	10/29/05	NJA5298889		02011	76,900	47,700	29,200	38.0%	SST	Horwith
09/20/05	10/29/05	NJA5298890		02012	9,180	47,340	(38,160)	-415.7%	SST	Horwith
09/20/05	10/29/05	NJA5298891		02013	22,720	49,040	(26,320)	-115.8%	SST	Horwith
09/20/05	10/29/05	NJA5298892		02014	66,860	49,180	17,680	26.4%	SST	Horwith
09/20/05	10/29/05	NJA5298893		02015	68,700	51,220	17,480	25.4%	SST	Horwith
09/20/05	10/29/05	NJA5298894		02016	41,080	48,420	(7,340)	-17.9%	SST	Horwith
09/20/05	10/29/05	NJA5298895		02017	65,020	49,040	15,980	24.6%	SST	Horwith
09/21/05	10/29/05	NJA5298896		02018	76,680	49,620	27,060	35.3%	SST	Horwith
09/21/05	10/29/05	NJA5298897		02019	24,020	47,500	(23,480)	-97.8%	SST	Horwith
09/21/05	10/29/05	NJA5298898		02020	24,020	44,380	(20,360)	-84.8%	SST	Horwith
09/21/05	10/29/05	NJA5298899		02021	37,600	48,620	(11,020)	-29.3%	SST	Horwith
09/21/05	10/29/05	NJA5298900		02022	69,180	46,180	23,000	33.2%	SST	Horwith
09/21/05	10/29/05	NJA5298901		02023	69,080	49,540	19,540	28.3%	SST	Horwith
09/21/05	10/29/05	NJA5298902		02024	12,380	47,980	(35,600)	-287.6%	SST	Horwith
09/21/05	10/29/05	NJA5298903		02025	77,000	45,900	31,100	40.4%	SST	Horwith
09/21/05	10/29/05	NJA5298904		02026	76,860	48,580	28,280	36.8%	SST	Horwith
09/21/05	10/29/05	NJA5298905		02027	19,180	47,980	(28,800)	-150.2%	SST	Horwith

(2005) HONEYWELL SA-7 WASTE TRACKING: US ECOLOGY										
Date Shipped	Date of Return Manifest	State Manifest	N/A	Man. Doc #	Facilty Manifest Weight (lbs)	Estimated Weight (lbs)	Manifest - Estimate (lbs)	Manifest - Estimate (%)	Material	Transporter
09/21/05	10/29/05	NJA5298906		02028	19,940	44,680	(24,740)	-124.1%	SST	Horwith
09/21/05	10/29/05	NJA5298907		02030	6,880	53,800	(46,920)	-682.0%	SST	Horwith
09/21/05	10/29/05	NJA5298908		02031	76,720	49,500	27,220	35.5%	SCB	Horwith
09/21/05	10/29/05	NJA5298909		02037	76,900	47,260	29,640	38.5%	SST	Horwith
09/21/05	10/29/05	NJA5298910		02038	20,560	47,080	(26,520)	-129.0%	SST	Horwith
09/21/05	10/29/05	NJA5298911		02039	62,240	45,220	17,020	27.3%	SST	Horwith
09/21/05	10/29/05	NJA5298912		02040	66,500	47,800	18,700	28.1%	SST	Horwith
09/21/05	10/29/05	NJA5298913		02041	37,220	49,600	(12,380)	-33.3%	SST	Horwith
09/21/05	10/29/05	NJA5298914		02042	30,400	47,480	(17,080)	-56.2%	SST	Horwith
09/21/05	10/29/05	NJA5298915		02043	30,440	47,940	(17,500)	-57.5%	SST	Horwith
09/21/05	10/29/05	NJA5298916		02044	69,320	48,580	20,740	29.9%	SST	Horwith
09/21/05	10/29/05	NJA5298917		02045	68,280	51,000	17,280	25.3%	SST	Horwith
09/21/05	10/29/05	NJA5298918		02046	23,240	47,900	(24,660)	-106.1%	SCB	Horwith
09/21/05	10/29/05	NJA5298919		02047	56,580	47,840	8,740	15.4%	SST	Horwith
09/21/05	10/29/05	NJA5298920		02048	69,320	48,000	21,320	30.8%	SST	Horwith
09/22/05	10/29/05	NJA5298921		02049	34,500	50,740	(16,240)	-47.1%	SST	Horwith
09/22/05	10/29/05	NJA5298923		02050	34,520	49,500	(14,980)	-43.4%	SST	Horwith
09/22/05	10/29/05	NJA5298924		02051	17,740	46,840	(29,100)	-164.0%	SST	Horwith
09/22/05	10/29/05	NJA5298925		02052	77,280	48,940	28,340	36.7%	SST	Horwith
09/22/05	10/29/05	NJA5298926		02053	76,800	49,020	27,780	36.2%	SST	Horwith
09/22/05	10/29/05	NJA5298927		02054	20,920	46,680	(25,760)	-123.1%	SST	Horwith
09/22/05	10/29/05	NJA5298928		02055	14,860	49,640	(34,780)	-234.1%	SST	Horwith
09/22/05	10/29/05	NJA5298929		02056	66,180	47,600	18,580	28.1%	SST	Horwith
09/22/05	10/29/05	NJA5298930		02057	58,360	47,980	10,380	17.8%	SST	Horwith
09/22/05	10/29/05	NJA5298931		02058	50,520	48,100	2,420	4.8%	SCB	Horwith
09/22/05	10/29/05	NJA5298932		02059	9,520	49,300	(39,780)	-417.9%	SST	Horwith
09/22/05	10/29/05	NJA5298933		02060	69,480	43,960	25,520	36.7%	SST	Horwith
09/22/05	10/29/05	NJA5298934		02061	47,080	48,380	(1,300)	-2.8%	SST	Horwith
09/22/05	10/29/05	NJA5298935		02062	67,120	49,020	18,100	27.0%	SST	Horwith
09/22/05	10/29/05	NJA5298936		02071	26,080	50,680	(24,600)	-94.3%	SST	Horwith
09/22/05	10/29/05	NJA5298937		02074	26,060	48,720	(22,660)	-87.0%	SST	Horwith
09/22/05	10/29/05	NJA5298936		02075	76,340	48,020	28,320	37.1%	SST	Horwith
09/22/05	11/07/05	NJA5298939		02076	51,100	51,200	(100)	-0.2%	SST	Horwith
09/22/05	10/29/05	NJA5298940		02077	68,600	47,600	21,000	30.6%	SST	Horwith
09/22/05	10/29/05	NJA5298941		02078	76,340	48,480	27,860	36.5%	SST	Horwith
09/22/05	10/29/05	NJA5298942		02079	16,460	47,660	(31,200)	-189.6%	SST	Horwith
09/22/05	10/29/05	NJA5298943		02080	25,160	49,060	(23,900)	-95.0%	SST	Horwith
09/22/05	10/29/05	NJA5298944		02081	47,160	48,020	(860)	-1.8%	SST	Horwith
09/22/05	10/29/05	NJA5298945		02082	76,840	49,060	27,780	36.2%	SST	Horwith
09/22/05	10/29/05	NJA5298946		02083	68,540	48,200	20,340	29.7%	SST	Horwith
09/22/05	10/29/05	NJA5298947		02084	36,000	49,940	(13,940)	-38.7%	SST	Horwith
09/22/05	10/29/05	NJA5298948		02085	40,580	48,020	(7,440)	-18.3%	SST	Horwith
09/23/05	11/16/05	NJA5298954		02086	77,360	47720	29,640	38.3%	SST	Horwith
09/23/05	11/16/05	NJA5298955		02087	76,420	48640	27,780	36.4%	SST	Horwith
09/23/05	11/16/05	NJA5298956		02088	19,920	49300	(29,380)	-147.5%	SST	Horwith
09/23/05	11/16/05	NJA5298957		02089	19,920	48900	(28,980)	-145.5%	SST	Horwith
09/23/05	11/07/05	NJA5298958		02090	38,740	49080	(10,340)	-26.7%	SST	Horwith
09/23/05	11/07/05	NJA5298959		02091	76,960	47140	29,820	38.7%	SST	Horwith
09/23/05	11/07/05	NJA5298960		02092	37,560	46800	(9,240)	-24.6%	SCB	Horwith
09/23/05	11/07/05	NJA5298961		02094	38,580	48020	(9,440)	-24.5%	SCB	Horwith
09/23/05	11/07/05	NJA5298962		02095	66,880	44760	22,120	33.1%	SST	Horwith
09/23/05	11/07/05	NJA5298963		02096	33,980	49620	(15,640)	-46.0%	SST	Horwith
09/23/05	11/07/05	NJA5298964		02097	69,260	46180	23,080	33.3%	SCB	Horwith
09/23/05	11/07/05	NJA5298966		02099	33,980	46800	(12,820)	-37.7%	SCB	Horwith
09/23/05	11/07/05	NJA5298967		02100	68,980	48720	20,260	29.4%	SCB	Horwith
09/23/05	11/16/05	NJA5298969		02107	36,780	49400	(12,620)	-34.3%	SST	Horwith
09/23/05	11/16/05	NJA5298970		02109	67,600	47120	20,480	30.3%	SCB	Horwith
09/23/05	11/16/05	NJA5298971		02110	68,560	43940	24,620	35.9%	SCB	Horwith
09/23/05	11/16/05	NJA5298972		02111	14,420	47140	(32,720)	-226.9%	SST	Horwith
09/23/05	11/07/05	NJA5298973		02112	68,640	48720	19,920	29.0%	SCB	Horwith
09/23/05	11/07/05	NJA5298974		02113	68,780	48940	19,840	28.8%	SCB	Horwith
09/23/05	11/07/05	NJA5298975		02114	30,040	48880	(18,840)	-62.7%	SCB	Horwith
09/23/05	11/16/05	NJA5298976		02115	17,220	48080	(30,860)	-179.2%	SCB	Horwith
09/23/05	11/07/05	NJA5298977		02116	30,040	47900	(17,860)	-59.5%	SCB	Horwith
09/23/05	11/07/05	NJA5298978		02117	30,920	47680	(16,760)	-54.2%	SCB	Horwith
09/23/05	11/07/05	NJA5298979		02118	30,900	47080	(16,180)	-52.4%	SCB	Horwith
09/23/05	11/16/05	NJA5298980		02119	71,740	49060	22,680	31.6%	SST	Horwith
09/26/05	11/16/05	NJA5298981		02121	51,700	48020	3,680	7.1%	SST	Horwith
09/26/05	11/16/05	NJA5298982		02122	76,280	45240	31,040	40.7%	SCB	Horwith
09/26/05	11/16/05	NJA5298983		02123	34,100	48300	(14,200)	-41.6%	SST	Horwith
09/26/05	11/16/05	NJA5298984		02124	34,120	48180	(14,060)	-41.2%	SST	Horwith
09/26/05	11/16/05	NJA5298985		02125	68,000	44980	23,020	33.9%	SST	Horwith
09/26/05	11/16/05	NJA5298986		02126	68,580	46500	22,080	32.2%	SST	Horwith
09/26/05	11/16/05	NJA5298987		02127	67,140	47720	19,420	28.9%	SCB	Horwith

(2005) HONEYWELL SA-7 WASTE TRACKING: US ECOLOGY										
Date Shipped	Date of Return Manifest	State Manifest	N/A	Man. Doc #	Facilty Manifest Weight (lbs)	Estimated Weight (lbs)	Manifest - Estimate (lbs)	Manifest - Estimate (%)	Material	Transporter
09/26/05	11/16/05	NJA5298988		02128	40,300	46800	(6,500)	-16.1%	SST	Horwith
09/26/05	11/16/05	NJA5298989		02129	23,040	48920	(25,880)	-112.3%	SST	Horwith
09/26/05	11/16/05	NJA5298992		02130	23,040	47400	(24,360)	-105.7%	SCB	Horwith
09/26/05	11/16/05	NJA5298993		02131	76,440	49520	26,920	35.2%	SCB	Horwith
09/26/05	11/16/05	NJA5298994		02132	67,960	48240	19,720	29.0%	SST	Horwith
09/26/05	11/16/05	NJA5298995		02133	14,080	45680	(31,600)	-224.4%	SST	Horwith
09/26/05	11/16/05	NJA5298996		02142	76,120	49580	26,540	34.9%	SST	Horwith
09/26/05	11/16/05	NJA5298997		02143	22,860	49220	(26,360)	-115.3%	SCB	Horwith
09/26/05	11/16/05	NJA5298998		02144	22,880	51520	(28,640)	-125.2%	SST	Horwith
09/26/05	11/16/05	NJA5298999		02145	30,500	46620	(16,120)	-52.9%	SST	Horwith
09/26/05	11/16/05	NJA5299000		02146	68,920	48980	19,940	28.9%	SST	Horwith
09/26/05	11/16/05	NJA5299001		02147	67,360	48500	18,860	28.0%	SST	Horwith
09/26/05	11/16/05	NJA5299002		02149	75,700	51940	23,760	31.4%	SST	Horwith
09/26/05	11/16/05	NJA5299003		02150	21,680	48400	(26,720)	-123.2%	SST	Horwith
09/26/05	11/16/05	NJA5299004		02151	60,580	51200	9,380	15.5%	SST	Horwith
09/26/05	11/16/05	NJA5299005		02152	66,320	45820	20,500	30.9%	SST	Horwith
09/26/05	11/16/05	NJA5299006		02153	42,180	49040	(6,860)	-16.3%	SST	Horwith
09/26/05	11/16/05	NJA5299007		02154	34,760	52140	(17,380)	-50.0%	SST	Horwith
09/26/05	11/16/05	NJA5299008		02155	24,320	46660	(22,340)	-91.9%	SCB	Horwith
09/27/05	11/16/05	NJA5299009		02157	50,580	49240	1,340	2.6%	SST	Horwith
09/27/05	11/16/05	NJA5299010		02158	59,480	49600	9,880	16.6%	SST	Horwith
09/27/05	11/16/05	NJA5299011		02159	70,080	49940	20,140	28.7%	SST	Horwith
09/27/05	11/16/05	NJA5299012		02160	59,260	47460	11,800	19.9%	SST	Horwith
09/27/05	11/16/05	NJA5299013		02161	76,040	50500	25,540	33.6%	SST	Horwith
09/27/05	11/16/05	NJA5299014		02162	26,460	46820	(20,360)	-76.9%	SST	Horwith
09/27/05	11/16/05	NJA5299015		02163	26,480	44500	(18,020)	-68.1%	SST	Horwith
09/27/05	11/16/05	NJA5299016		02164	67,880	47160	20,720	30.5%	SST	Horwith
09/27/05	11/16/05	NJA5299017		02165	30,080	48140	(18,060)	-60.0%	SST	Horwith
09/27/05	11/16/05	NJA5299018		02166	68,260	48600	19,660	28.8%	SST	Horwith
09/27/05	11/16/05	NJA5299019		02167	19,940	44660	(24,720)	-124.0%	SST	Horwith
09/27/05	11/16/05	NJA5299020		02168	48,800	47060	1,740	3.6%	SST	Horwith
09/27/05	11/16/05	NJA5299021		02169	67,060	47940	19,120	28.5%	SST	Horwith
09/27/05	11/16/05	NJA5299022		02174	40,820	48480	(7,660)	-18.8%	SST	Horwith
09/27/05	11/16/05	NJA5299024		02175	76,060	45140	30,920	40.7%	SST	Horwith
09/27/05	11/16/05	NJA5299025		02176	33,760	47700	(13,940)	-41.3%	SST	Horwith
09/19/05	10/29/05	NJA5298857		02177	66,920	49640	17,280	25.8%	SST	Horwith
09/27/05	11/16/05	NJA5299026		02178	33,760	46560	(12,800)	-37.9%	SST	Horwith
09/27/05	11/16/05	NJA5299027		02179	67,840	45980	21,860	32.2%	SST	Horwith
09/27/05	11/16/05	NJA5299028		02180	61,700	49560	12,140	19.7%	SST	Horwith
09/27/05	11/16/05	NJA5299029		02181	16,700	49440	(32,740)	-196.0%	SST	Horwith
09/27/05	11/16/05	NJA5299030		02182	15,980	49220	(33,240)	-208.0%	SST	Horwith
09/27/05	11/16/05	NJA5299031		02183	22,540	48320	(25,780)	-114.4%	SST	Horwith
09/27/05	11/16/05	NJA5299032		02184	76,100	45020	31,080	40.8%	SST	Horwith
09/27/05	11/17/05	NJA5299034		02185	75,340	46260	29,080	38.6%	SST	Horwith
09/27/05	11/16/05	NJA5299033		02186	22,540	47940	(25,400)	-112.7%	SST	Horwith
09/27/05	11/17/05	NJA5299035		02187	68,580	51460	17,120	25.0%	SST	Horwith
09/28/05	11/17/05	NJA5299036		02188	27,460	49640	(22,180)	-80.8%	SST	Horwith
09/28/05	11/17/05	NJA5299037		02189	27,460	51120	(23,660)	-86.2%	SST	Horwith
09/28/05	11/16/05	NJA5299038		02190	70,860	48260	22,600	31.9%	SST	Horwith
09/28/05	11/16/05	NJA5299039		02191	26,140	49540	(23,400)	-89.5%	SST	Horwith
09/28/05	11/16/05	NJA5299040		02192	77,180	48820	28,360	36.7%	SST	Horwith
09/28/05	11/16/05	NJA5299041		02193	25,360	48280	(22,920)	-90.4%	SST	Horwith
09/28/05	11/16/05	NJA5299042		02194	25,380	47680	(22,300)	-87.9%	SST	Horwith
09/28/05	11/16/05	NJA5299043		02195	76,940	49560	27,380	35.6%	SST	Horwith
09/28/05	11/16/05	NJA5299044		02196	67,620	47600	20,020	29.6%	SST	Horwith
09/28/05	11/16/05	NJA5299045		02197	37,340	49860	(12,520)	-33.5%	SST	Horwith
09/28/05	11/16/05	NJA5299046		02198	75,860	50,540	25,320	33.4%	SST	Horwith
09/28/05	11/16/05	NJA5299047		02199	26,460	47440	(20,980)	-79.3%	SST	Horwith
09/28/05	11/16/05	NJA5299048		02200	22,700	47,280	(24,580)	-108.3%	SST	Horwith
09/28/05	11/16/05	NJA5299049		02201	67,720	48,660	19,060	28.1%	SST	Horwith
09/28/05	11/16/05	NJA5299050		02202	68,080	49,560	18,520	27.2%	SST	Horwith
09/28/05	11/16/05	NJA5299051		02203	38,880	47,320	(8,440)	-21.7%	SST	Horwith
09/28/05	11/16/05	NJA5299052		02204	54,700	48,160	6,540	12.0%	SST	Horwith
09/28/05	11/16/05	NJA5299053		02205	69,100	45,700	23,400	33.9%	SST	Horwith
09/28/05	11/16/05	NJA5299054		02206	33,460	47,620	(14,160)	-42.3%	SST	Horwith
09/28/05	11/16/05	NJA5299055		02207	33,460	47,820	(14,360)	-42.9%	SST	Horwith
09/28/05	11/16/05	NJA5299056		02208	65,880	47,720	18,160	27.6%	SST	Horwith
09/28/05	11/16/05	NJA5299057		02209	59,760	48,920	10,840	18.1%	SST	Horwith
09/28/05	11/16/05	NJA5299058		02210	68,640	49,180	19,460	28.4%	SST	Horwith
09/28/05	11/16/05	NJA5299059		02211	29,440	47,720	(18,280)	-62.1%	SST	Horwith
09/28/05	11/16/05	NJA5299060		02212	29,440	45,460	(16,020)	-54.4%	SST	Horwith
09/28/05	11/16/05	NJA5299061		02213	13,680	49,960	(36,280)	-265.2%	SST	Horwith
09/29/05	11/17/05	NJA5299062		02214	76,440	49,060	27,380	35.8%	SST	Horwith
09/29/05	11/17/05	NJA5299063		02215	25,980	49,960	(23,980)	-92.3%	SST	Horwith

(2005) HONEYWELL SA-7 WASTE TRACKING: US ECOLOGY										
Date Shipped	Date of Return Manifest	State Manifest	N/A	Man. Doc #	Facilty Manifest Weight (lbs)	Estimated Weight (lbs)	Manifest - Estimate (lbs)	Manifest - Estimate (%)	Material	Transporter
09/29/05	11/17/05	NJA5299064		02216	76,100	46,840	29,260	38.4%	SST	Horwith
09/29/05	11/17/05	NJA5299065		02217	75,980	47,640	28,340	37.3%	SST	Horwith
09/29/05	11/17/05	NJA5299066		02218	15,000	50,240	(35,240)	-234.9%	SST	Horwith
09/29/05	11/17/05	NJA5299067		02219	23,300	50,780	(27,480)	-117.9%	SST	Horwith
09/29/05	11/17/05	NJA5299068		02220	76,520	51,500	25,020	32.7%	SST	Horwith
09/29/05	11/17/05	NJA5299069		02221	67,080	48,340	18,740	27.9%	SST	Horwith
09/29/05	11/17/05	NJA5299070		02222	21,200	47,520	(26,320)	-124.2%	SST	Horwith
09/29/05	11/17/05	NJA5299071		02223	21,200	49,440	(28,240)	-133.2%	SST	Horwith
09/29/05	11/17/05	NJA5299072		02224	67,080	51,420	15,660	23.3%	SST	Horwith
09/29/05	11/17/05	NJA5299073		02225	51,500	47,340	4,160	8.1%	SST	Horwith
09/29/05	11/17/05	NJA5299074		02226	29,800	50,700	(20,900)	-70.1%	SST	Horwith
09/29/05	11/17/05	NJA5299075		02227	68,060	46,660	21,400	31.4%	SST	Horwith
09/29/05	11/17/05	NJA5299076		02228	35,100	49,220	(14,120)	-40.2%	SST	Horwith
09/29/05	11/17/05	NJA5299077		02229	35,100	49,680	(14,580)	-41.5%	SST	Horwith
09/29/05	11/17/05	NJA5299078		02230	36,440	47,440	(11,000)	-30.2%	SST	Horwith
09/29/05	11/17/05	NJA5299079		02232	59,920	49,500	10,420	17.4%	SST	Horwith
09/29/05	11/17/05	NJA5299080		02233	68,300	42,440	25,860	37.9%	SST	Horwith
09/29/05	11/17/05	NJA5299081		02234	16,260	49,600	(33,340)	-205.0%	SST	Horwith
09/29/05	11/21/05	NJA5299082		02235	33,360	47,680	(14,320)	-42.9%	SST	Horwith
09/29/05	11/21/05	NJA5299083		02237	68,160	46,900	21,260	31.2%	SST	Horwith
09/29/05	11/17/05	NJA5299084		02238	76,460	50,480	25,980	34.0%	SST	Horwith
09/29/05	11/17/05	NJA5299085		02239	75,460	48,520	26,940	35.7%	SST	Horwith
09/29/05	11/17/05	NJA5299086		02240	22,600	48,520	(25,920)	-114.7%	SST	Horwith
09/29/05	11/17/05	NJA5299087		02241	22,600	49,300	(26,700)	-118.1%	SST	Horwith
09/29/05	11/21/05	NJA5299088		02242	68,260	49,200	19,060	27.9%	SST	Horwith
09/30/05	11/21/05	NJA5299094		02247	25,800	49,140	(23,340)	-90.5%	SST	Horwith
09/30/05	11/17/05	NJA5299095		02248	38,980	48,640	(9,660)	-24.8%	SST	Horwith
09/30/05	11/17/05	NJA5299096		02249	55,260	49,980	5,280	9.6%	SST	Horwith
09/30/05	11/17/05	NJA5299097		02250	67,420	49,360	18,060	26.8%	SST	Horwith
09/30/05	11/17/05	NJA5299098		02251	15,340	45,280	(29,940)	-195.2%	SST	Horwith
09/30/05	11/17/05	NJA5299099		02252	66,420	47,620	18,800	28.3%	SST	Horwith
09/30/05	11/17/05	NJA5299100		02253	66,700	51,740	14,960	22.4%	SST	Horwith
09/30/05	11/17/05	NJA5299101		02254	34,040	48,660	(14,620)	-42.9%	SST	Horwith
09/30/05	11/17/05	NJA5299102		02255	58,660	48,260	10,400	17.7%	SST	Horwith
09/30/05	11/17/05	NJA5299103		02256	34,040	47,400	(13,360)	-39.2%	SST	Horwith
09/30/05	11/17/05	NJA5299104		02257	67,680	47,280	20,400	30.1%	SST	Horwith
09/30/05	11/17/05	NJA5299105		02258	67,660	50,260	17,400	25.7%	SST	Horwith
09/30/05	11/17/05	NJA5299106		02259	23,120	46,620	(23,500)	-101.6%	SST	Horwith
09/30/05	11/17/05	NJA5299107		02260	23,120	50,320	(27,200)	-117.6%	SST	Horwith
09/30/05	11/17/05	NJA5299108		02261	67,000	46,180	20,820	31.1%	SCB	Horwith
09/30/05	11/17/05	NJA5299109		02262	38,540	49,340	(10,800)	-28.0%	SCB	Horwith
09/30/05	11/17/05	NJA5299110		02263	38,540	49,300	(10,760)	-27.9%	SCB	Horwith
09/30/05	11/17/05	NJA5299111		02264	21,760	48,100	(26,340)	-121.0%	SCB	Horwith
09/30/05	11/17/05	NJA5299112		02265	70,020	44,740	25,280	36.1%	SCB	Horwith
09/30/05	11/17/05	NJA5299113		02266	76,500	49,160	27,340	35.7%	SCB	Horwith
09/30/05	11/17/05	NJA5299114		02267	22,240	48,360	(26,120)	-117.4%	SCB	Horwith

11,912.81	**TONS (MONTH)**	**SEPTEMBER SUB-TOTAL:**	23,825,620	24,013,320	(187,700)	-0.78%	
27,452.25	**TONS (FACILITY)**	**CUMULATIVE TOTAL:**	54,904,497	55,567,376	(665,339)	-1.20%	

10/03/05	11/17/05	NJA5299116		02268	23,160	49,460	(26,300)	-113.6%	SST	Horwith
10/03/05	11/17/05	NJA5299117		02269	76,100	49,600	26,500	34.8%	SST	Horwith
10/03/05	11/17/05	NJA5299120		02270	21,480	48,260	(26,780)	-124.7%	SST	Horwith
10/03/05	11/17/05	NJA5299121		02271	69,160	48,440	20,720	30.0%	SST	Horwith
10/03/05	11/17/05	NJA5299122		02272	76,340	47,700	28,640	37.5%	SST	Horwith
10/03/05	11/17/05	NJA5299123		02273	67,380	48,580	18,800	27.9%	SST	Horwith
10/03/05	11/17/05	NJA5299124		02274	22,460	47,380	(24,920)	-111.0%	SST	Horwith
10/03/05	11/17/05	NJA5299125		02275	22,460	48,440	(25,980)	-115.7%	SST	Horwith
10/03/05	11/17/05	NJA5299126		02276	44,340	49,720	(5,380)	-12.1%	SST	Horwith
10/03/05	11/17/05	NJA5299127		02277	76,760	48,740	28,020	36.5%	SST	Horwith
10/03/05	11/17/05	NJA5299128		02278	67,700	47,300	20,400	30.1%	SST	Horwith
10/03/05	11/17/05	NJA5299129		02279	17,000	47,780	(30,780)	-181.1%	SST	Horwith
10/03/05	11/17/05	NJA5299130		02280	53,200	48,660	4,540	8.5%	SST	Horwith
10/03/05	11/17/05	NJA5299132		02282	12,280	51,240	(38,960)	-317.3%	SST	Horwith
10/03/05	11/17/05	NJA5299133		02283	68,200	46,820	21,380	31.3%	SST	Horwith
10/03/05	11/17/05	NJA5299134		02284	68,760	48,120	20,640	30.0%	SST	Horwith
10/03/05	11/17/05	NJA5299135		02285	26,040	50,220	(24,180)	-92.9%	SST	Horwith
10/03/05	11/17/05	NJA5299136		02286	8,120	47,840	(39,720)	-489.2%	SST	Horwith
10/03/05	11/17/05	NJA5299137		02287	66,540	49,980	16,560	24.9%	SST	Horwith
10/03/05	11/17/05	NJA5299138		02288	60,060	50,780	9,280	15.5%	SST	Horwith
10/03/05	11/17/05	NJA5299139		02289	76,640	50,340	26,300	34.3%	SST	Horwith
10/03/05	11/17/05	NJA5299140		02290	55,980	49,200	6,780	12.1%	SST	Horwith
10/03/05	11/17/05	NJA5299141		02291	29,780	49,960	(20,180)	-67.8%	SST	Horwith
10/03/05	11/17/05	NJA5299142		02292	29,760	45,780	(16,020)	-53.8%	SCB	Horwith

(2005) HONEYWELL SA-7 WASTE TRACKING: US ECOLOGY										
Date Shipped	Date of Return Manifest	State Manifest	N/A	Man. Doc #	Facilty Manifest Weight (lbs)	Estimated Weight (lbs)	Manifest - Estimate (lbs)	Manifest - Estimate (%)	Material	Transporter
10/03/05	11/17/05	NJA5299143		02293	8,080	46,800	(38,720)	-479.2%	SCB	Horwith
10/04/05	11/17/05	NJA5299144		02294	68,120	47,600	20,520	30.1%	SST	Horwith
10/04/05	11/17/05	NJA5299146		02295	70,680	49,380	21,300	30.1%	SST	Horwith
10/04/05	11/17/05	NJA5299147		02296	75,780	52,840	22,940	30.3%	SST	Horwith
10/04/05	11/17/05	NJA5299145		02297	29,700	48,980	(19,280)	-64.9%	SST	Horwith
10/04/05	11/17/05	NJA5299148		02298	29,700	48,120	(18,420)	-62.0%	SST	Horwith
10/04/05	11/17/05	NJA5299149		02299	68,280	47,060	21,220	31.1%	SST	Horwith
10/04/05	11/17/05	NJA5299150		02300	36,480	47,840	(11,360)	-31.1%	SST	Horwith
10/04/05	11/21/05	NJA5299160		02302	67,960	53,880	14,080	20.7%	PILOT	Horwith
10/04/05	11/17/05	NJA5299155		02305	68,200	49,060	19,140	28.1%	PILOT	Horwith
10/04/05	11/17/05	NJA5299156		02306	58,820	50,580	8,240	14.0%	PILOT	Horwith
10/04/05	11/17/05	NJA5299157		02307	68,060	45,860	22,200	32.6%	PILOT	Horwith
10/04/05	11/17/05	NJA5299158		02308	16,380	49,800	(33,420)	-204.0%	SST	Horwith
10/04/05	11/17/05	NJA5299159		02309	25,340	41,380	(16,040)	-63.3%	PILOT	Horwith
10/04/05	11/21/05	NJA5299161		02310	68,580	50,900	17,680	25.8%	PILOT	Horwith
10/04/05	11/21/05	NJA5299166		02311	35,000	49,640	(14,640)	-41.8%	PILOT	Horwith
10/04/05	11/17/05	NJA5299164		02312	66,620	44,340	22,280	33.4%	PILOT	Horwith
10/04/05	11/21/05	NJA5299167		02316	35,020	49,940	(14,920)	-42.6%	SST	Horwith
10/04/05	11/17/05	NJA5299168		02317	59,740	49,440	10,300	17.2%	SST	Horwith
10/04/05	11/17/05	NJA5299169		02318	32,340	49,180	(16,840)	-52.1%	SST	Horwith
10/04/05	11/17/05	NJA5299170		02319	4,640	49,260	(44,620)	-961.6%	SST	Horwith
10/04/05	11/17/05	NJA5299171		02320	45,180	43,260	1,920	4.2%	PILOT	Horwith
10/04/05	11/17/05	NJA5299174		02323	73,680	45,280	28,400	38.5%	PILOT	Horwith
10/04/05	11/17/05	NJA5299175		02324	67,360	48,900	18,460	27.4%	SST	Horwith
10/04/05	11/17/05	NJA5299176		02325	77,620	50,420	27,200	35.0%	PILOT	Horwith
10/04/05	11/17/05	NJA5299176		02326	68,300	47,920	20,380	29.8%	PILOT	Horwith
10/04/05	11/17/05	NJA5299176		02327	51,420	51,920	(500)	-1.0%	SST	Horwith
10/04/05	11/17/05	NJA5299177		02328	21,060	52,240	(31,180)	-148.1%	PILOT	Horwith
10/04/05	11/17/05	NJA5299178		02329	36,300	46,000	(9,700)	-26.7%	PILOT	Horwith
10/04/05	11/17/05	NJA5299179		02330	36,300	49,060	(12,760)	-35.2%	PILOT	Horwith
10/05/05	11/17/05	NJA5299184		02331	17,560	49,180	(31,620)	-180.1%	PILOT	Horwith
10/05/05	11/17/05	NJA5299182		02332	76,480	47,600	28,880	37.8%	SST	Horwith
10/05/05	11/17/05	NJA5299183		02333	68,760	47,080	21,680	31.5%	SST	Horwith
10/05/05	11/17/05	NJA5299184		02335	31,140	49,220	(18,080)	-58.1%	SST	Horwith
10/05/05	11/17/05	NJA5299186		02336	48,220	47,240	980	2.0%	SST	Horwith
10/05/05	11/17/05	NJA5299188		02337	67,980	49,640	18,340	27.0%	PILOT	Horwith
10/05/05	11/17/05	NJA5299191		02339	34,200	46,660	(12,460)	-36.4%	SST	Horwith
10/05/05	11/17/05	NJA5299187		02340	34,200	50,860	(16,660)	-48.7%	PILOT	Horwith
10/05/05	11/21/05	NJA5299193		02341	17,300	48,880	(31,580)	-182.5%	SST	Horwith
10/05/05	11/21/05	NJA5299192		02343	63,840	48,880	14,960	23.4%	PILOT	Horwith
10/05/05	11/21/05	NJA5299197		02345	65,960	47,060	18,900	28.7%	SST	Horwith
10/05/05	11/21/05	NJA5299198		02346	51,560	50,880	680	1.3%	PILOT	Horwith
10/05/05	11/17/05	NJA5299199		02347	46,180	49,640	(3,460)	-7.5%	PILOT	Horwith
10/05/05	11/17/05	NJA5299200		02348	73,600	51,460	22,140	30.1%	PILOT	Horwith
10/05/05	11/17/05	NJA5299201		02349	36,420	50,400	(13,980)	-38.4%	SST	Horwith
10/05/05	11/17/05	NJA5299202		02350	54,820	45,820	9,000	16.4%	PILOT	Horwith
10/05/05	11/17/05	NJA5299207		02355	36,560	47,480	(10,920)	-29.9%	SST	Horwith
10/05/05	11/17/05	NJA5299208		02356	66,780	47,880	18,900	28.3%	SST	Horwith
10/05/05	11/17/05	NJA5299209		02357	60,700	49,700	11,000	18.1%	PILOT	Horwith
10/05/05	11/17/05	NJA5299210		02358	30,780	49,300	(18,520)	-60.2%	PILOT	Horwith
10/05/05	11/21/05	NJA5299211		02359	24,620	49,560	(24,940)	-101.3%	SST	Horwith
10/05/05	11/21/05	NJA5299212		02360	68,320	49,820	18,500	27.1%	PILOT	Horwith
10/05/05	11/21/05	NJA5299215		02363	76,440	48,440	28,000	36.6%	PILOT	Horwith
10/05/05	11/21/05	NJA5299216		02364	24,480	48,440	(23,960)	-97.9%	PILOT	Horwith
10/05/05	11/21/05	NJA5299217		02365	13,900	47,360	(33,460)	-240.7%	SST	Horwith
10/05/05	11/21/05	NJA5299218		02366	76,440	47,760	28,680	37.5%	SST	Horwith
10/05/05	11/21/05	NJA5299219		02367	67,280	49,500	17,780	26.4%	PILOT	Horwith
10/05/05	11/21/05	NJA5299221		02369	43,760	49,960	(6,200)	-14.2%	PILOT	Horwith
10/05/05	11/17/05	NJA5299223		02371	65,580	50,860	14,720	22.4%	PILOT	Horwith
10/05/05	11/17/05	NJA5299224		02372	36,160	47,800	(11,640)	-32.2%	SST	Horwith
10/05/05	11/17/05	NJA5299225		02373	37,660	48,320	(10,660)	-28.3%	SST	Horwith
10/05/05	11/17/05	NJA5299226		02374	66,140	46,060	20,080	30.4%	SST	Horwith
10/05/05	11/17/05	NJA5299227		02375	59,520	45,520	14,000	23.5%	SST	Horwith
10/06/05	11/17/05	NJA5299228		02376	28,320	49,620	(21,300)	-75.2%	PILOT	Horwith
10/06/05	11/17/05	NJA5299229		02377	27,080	44,394	(17,314)	-63.9%	PILOT	Horwith
10/06/05	11/17/05	NJA5299230		02378	21,340	47,800	(26,460)	-124.0%	SST	Horwith
10/06/05	11/17/05	NJA5299231		02379	76,280	49,100	27,180	35.6%	PILOT	Horwith
10/06/05	11/17/05	NJA5299232		02380	68,560	51,420	17,140	25.0%	PILOT	Horwith
10/06/05	11/17/05	NJA5299233		02381	29,580	48,280	(18,700)	-63.2%	SST	Horwith
10/06/05	11/17/05	NJA5295631		02382	30,700	48,940	(18,240)	-59.4%	PILOT	Horwith
10/06/05	11/17/05	NJA5295632		02384	66,140	48,360	17,780	26.9%	SST	Horwith
10/06/05	11/17/05	NJA5295633		02385	56,860	49,080	7,780	13.7%	PILOT	Horwith
10/06/05	11/17/05	NJA5295634		02387	64,900	48,720	16,180	24.9%	PILOT	Horwith
10/06/05	11/17/05	NJA5295635		02389	68,560	49,900	18,660	27.2%	PILOT	Horwith

(2005) HONEYWELL SA-7 WASTE TRACKING: US ECOLOGY										
Date Shipped	Date of Return Manifest	State Manifest	N/A	Man. Doc #	Facilty Manifest Weight (lbs)	Estimated Weight (lbs)	Manifest - Estimate (lbs)	Manifest - Estimate (%)	Material	Transporter
10/06/05	11/17/05	NJA5295636		02390	76,320	46,660	29,660	38.9%	SST	Horwith
10/06/05	11/17/05	NJA5295637		02392	75,940	48,720	27,220	35.8%	SST	Horwith
10/06/05	11/17/05	NJA5295638		02393	38,400	51,200	(12,800)	-33.3%	SST	Horwith
10/06/05	11/17/05	NJA5295639		02394	18,000	46,660	(28,660)	-159.2%	SST	Horwith
10/06/05	11/17/05	NJA5295640		02395	18,000	46,520	(28,520)	-158.4%	SST	Horwith
10/06/05	11/17/05	NJA5295641		02396	38,400	51,400	(13,000)	-33.9%	SST	Horwith
10/06/05	11/17/05	NJA5295642		02401	76,440	49,020	27,420	35.9%	PILOT	Horwith
10/06/05	11/17/05	NJA5295643		02403	68,520	49,700	18,820	27.5%	PILOT	Horwith
10/06/05	11/17/05	NJA5295644		02404	19,900	47,780	(27,880)	-140.1%	SST	Horwith
10/06/05	11/17/05	NJA5295648		02405	23,220	47,500	(24,280)	-104.6%	PILOT	Horwith
10/06/05	11/21/05	NJA5295649		02406	76,220	48,400	27,820	36.5%	SST	Horwith
10/06/05	11/21/05	NJA5295650		02407	31,640	51,440	(19,800)	-62.6%	PILOT	Horwith
10/06/05	11/21/05	NJA5295651		02408	61,240	48,800	12,440	20.3%	SST	Horwith
10/06/05	11/21/05	NJA5295652		02409	31,640	49,600	(17,960)	-56.8%	SST	Horwith
10/06/05	11/17/05	NJA5295653		02410	30,500	50,180	(19,680)	-64.5%	SST	Horwith
10/06/05	11/17/05	NJA5295654		02412	60,160	48,640	11,520	19.1%	SST	Horwith
10/06/05	11/17/05	NJA5295655		02413	67,980	49,420	18,560	27.3%	SST	Horwith
10/06/05	11/17/05	NJA5295656		02414	37,480	48,580	(11,100)	-29.6%	SST	Horwith
10/06/05	11/17/05	NJA5292773		02416	23,240	48,780	(25,540)	-109.9%	SST	Horwith
10/06/05	11/17/05	NJA5295658		02417	61,560	49,400	12,160	19.8%	SST	Horwith
10/06/05	11/17/05	NJA5295659		02418	68,180	46,660	21,520	31.6%	SST	Horwith
10/06/05	11/17/05	NJA5295660		02420	37,260	46,960	(9,700)	-26.0%	SST	Horwith
10/07/05	11/17/05	NJA5295754		02421	10,820	48,820	(38,000)	-351.2%	SST	Horwith
10/07/05	11/17/05	NJA5295755		02422	37,860	51,040	(13,180)	-34.8%	SST	Horwith
10/07/05	11/17/05	NJA5295757		02424	76,320	49,660	26,660	34.9%	SST	Horwith
10/07/05	11/17/05	NJA5295766		02432	76,040	46,080	29,960	39.4%	SST	Horwith
10/07/05	11/21/05	NJA5295772		02438	76,600	47,980	28,620	37.4%	SCB	Horwith
10/07/05	11/21/05	NJA5295773		02439	68,080	48,420	19,660	28.9%	SCB	Horwith
10/07/05	11/21/05	NJA5295774		02440	28,100	52,520	(24,420)	-86.9%	SCB	Horwith
10/18/05	11/21/05	NJA5295775		02493	45,860	47,920	(2,060)	-4.5%	SST	Horwith
10/18/05	11/21/05	NJA5295776		02494	76,720	47,720	29,000	37.8%	SST	Horwith
10/18/05	11/21/05	NJA5295777		02495	38,460	48,840	(10,380)	-27.0%	SST	Horwith
10/18/05	11/21/05	NJA5295778		02496	38,440	50,920	(12,480)	-32.5%	SST	Horwith
10/18/05	11/21/05	NJA5295779		02497	28,120	50,220	(22,100)	-78.6%	SST	Horwith
10/18/05	11/21/05	NJA5295780		02498	51,220	48,560	2,660	5.2%	SST	Horwith
10/18/05	11/21/05	NJA5295781		02499	61,020	50,080	10,940	17.9%	SST	Horwith
10/18/05	11/21/05	NJA5295782		02500	68,200	49,360	18,840	27.6%	SST	Horwith
10/18/05	11/21/05	NJA5295783		02501	24,680	52,740	(28,060)	-113.7%	SST	Horwith
10/18/05	11/21/05	NJA5295784		02502	38,140	48,820	(10,680)	-28.0%	SST	Horwith
10/18/05	11/21/05	NJA5295785		02503	66,340	47,160	19,180	28.9%	SST	Horwith
10/18/05	11/21/05	NJA5295786		02504	67,820	48,100	19,720	29.1%	SST	Horwith
10/18/05	11/21/05	NJA5295787		02505	17,060	48,160	(31,100)	-182.3%	SST	Horwith
10/18/05	11/21/05	NJA5295788		02506	20,560	47,400	(26,840)	-130.5%	SST	Horwith
10/18/05	11/21/05	NJA5295789		02507	76,080	47,760	28,320	37.2%	SST	Horwith
10/18/05	11/21/05	NJA5295790		02508	68,500	46,880	21,620	31.6%	SST	Horwith
10/18/05	12/02/05	NJA5295791		02509	76,340	46,440	29,900	39.2%	SST	Horwith
10/18/05	12/02/05	NJA5295792		02510	25,400	45,600	(20,200)	-79.5%	SST	Horwith
10/18/05	11/21/05	NJA5295793		02511	28,780	49,740	(20,960)	-72.8%	SST	Horwith
10/18/05	12/02/05	NJA5295794		02512	68,200	51,720	16,480	24.2%	SST	Horwith
10/18/05	11/21/05	NJA5295795		02513	28,060	51,020	(22,960)	-81.8%	SST	Horwith
10/18/05	12/14/05	NJA5295796		02514	19,720	49,040	(29,320)	-148.7%	SST	Horwith
10/18/05	12/02/05	NJA5295797		02515	24,740	50,260	(25,520)	-103.2%	SST	Horwith
10/18/05	11/21/05	NJA5295798		02516	12,340	51,640	(39,300)	-318.5%	SST	Horwith
10/18/05	11/21/05	NJA5295799		02517	76,820	50,020	26,800	34.9%	SST	Horwith
10/18/05	11/21/05	NJA5295800		02518	76,340	50,520	25,820	33.8%	SST	Horwith
10/18/05	11/21/05	NJA5295801		02519	66,820	48,440	18,380	27.5%	SST	Horwith
10/18/05	11/21/05	NJA5295802		02520	67,000	49,620	17,380	25.9%	SST	Horwith
10/18/05	11/17/05	NJA5295803		02521	77,080	50,860	26,220	34.0%	SST	Horwith
10/18/05	11/21/05	NJA5295804		02522	40,400	51,340	(10,940)	-27.1%	SST	Horwith
10/18/05	11/21/05	NJA5295805		02523	40,980	49,820	(8,840)	-21.6%	SST	Horwith
10/18/05	11/17/05	NJA5295806		02524	76,640	50,060	26,580	34.7%	SST	Horwith
10/18/05	12/14/05	NJA5295807		02525	66,720	49,640	17,080	25.6%	SST	Horwith
10/18/05	12/14/05	NJA5295808		02526	71,620	49,260	22,360	31.2%	SST	Horwith
10/18/05	12/14/05	NJA5295809		02527	38,840	49,260	(10,420)	-26.8%	SST	Horwith
10/18/05	11/17/05	NJA5295810		02528	24,600	49,300	(24,700)	-100.4%	SST	Horwith
10/19/05	12/14/05	NJA5295811		02529	67,280	49,820	17,460	26.0%	SST	Horwith
10/19/05	12/14/05	NJA5295812		02530	68,300	49,280	19,020	27.8%	SST	Horwith
10/19/05	12/02/05	NJA5295813		02531	37,300	50,360	(13,060)	-35.0%	SST	Horwith
10/19/05	12/02/05	NJA5295814		02532	67,280	51,160	16,120	24.0%	SST	Horwith
10/19/05	12/02/05	NJA5295815		02533	68,320	53,840	14,480	21.2%	SST	Horwith
10/19/05	12/02/05	NJA5295816		02534	34,520	50,480	(15,960)	-46.2%	SST	Horwith
10/19/05	12/02/05	NJA5295817		02535	16,240	54,440	(38,200)	-235.2%	SST	Horwith
10/19/05	12/02/05	NJA5295818		02536	76,720	53,200	23,520	30.7%	SST	Horwith
10/19/05	12/02/05	NJA5295819		02537	76,720	52,140	24,580	32.0%	SST	Horwith

(2005) HONEYWELL SA-7 WASTE TRACKING: US ECOLOGY										
Date Shipped	Date of Return Manifest	State Manifest	N/A	Man. Doc #	Facilty Manifest Weight (lbs)	Estimated Weight (lbs)	Manifest - Estimate (lbs)	Manifest - Estimate (%)	Material	Transporter
10/19/05	12/02/05	NJA5295820		02538	38,800	46,640	(7,840)	-20.2%	SST	Horwith
10/19/05	12/02/05	NJA5295821		02539	14,240	50,860	(36,620)	-257.2%	SST	Horwith
10/19/05	12/14/05	NJA5295822		02540	31,840	48,540	(16,700)	-52.4%	SST	Horwith
10/19/05	12/14/05	NJA5295823		02541	31,860	50,960	(19,100)	-59.9%	SST	Horwith
10/19/05	12/02/05	NJA5295824		02542	16,720	49,740	(33,020)	-197.5%	SST	Horwith
10/19/05	12/02/05	NJA5295825		02543	66,500	50,960	15,540	23.4%	SST	Horwith
10/19/05	12/02/05	NJA5295826		02544	61,520	47,360	14,160	23.0%	SST	Horwith
10/19/05	12/02/05	NJA5295827		02545	53,600	48,420	5,180	9.7%	SST	Horwith
10/19/05	12/02/05	NJA5295828		02546	67,780	49,400	18,380	27.1%	SST	Horwith
10/19/05	12/02/05	NJA5295829		02547	68,000	53,460	14,540	21.4%	SCB	Horwith
10/19/05	11/17/05	NJA5295830		02548	24,600	49,560	(24,960)	-101.5%	SST	Horwith
10/19/05	12/02/05	NJA5295831		02549	54,340	47,960	6,380	11.7%	SCB	Horwith
10/19/05	12/14/05	NJA5295832		02550	68,400	50,280	18,120	26.5%	SST	Horwith
10/19/05	12/14/05	NJA5295833		02551	67,580	49,260	18,320	27.1%	SST	Horwith
10/19/05	12/14/05	NJA5295834		02552	34,800	48,740	(13,940)	-40.1%	SST	Horwith
10/19/05	12/14/05	NJA5295835		02553	68,580	48,440	20,140	29.4%	SST	Horwith
10/19/05	12/14/05	NJA5295836		02554	34,780	49,080	(14,300)	-41.1%	SST	Horwith
10/19/05	12/14/05	NJA5295837		02555	7,080	51,920	(44,840)	-633.3%	SST	Horwith
10/19/05	12/14/05	NJA5295838		02556	67,940	50,060	17,880	26.3%	SST	Horwith
10/19/05	12/14/05	NJA5295839		02557	70,860	53,140	17,720	25.0%	SST	Horwith
10/19/05	12/14/05	NJA5295840		02558	62,180	51,880	10,300	16.6%	SST	Horwith
10/19/05	12/14/05	NJA5295841		02559	69,040	50,060	18,980	27.5%	SST	Horwith
10/19/05	12/14/05	NJA5295842		02560	25,360	46,540	(21,180)	-83.5%	SST	Horwith
10/19/05	12/14/05	NJA5295844		02561	25,340	49,760	(24,420)	-96.4%	SST	Horwith
10/19/05	12/02/05	NJA5295845		02562	25,920	47,060	(21,140)	-81.6%	SST	Horwith
10/19/05	12/02/05	NJA5295846		02563	67,340	47,460	19,880	29.5%	SST	Horwith
10/19/05	12/02/05	NJA5295847		02564	70,600	54,880	15,720	22.3%	SST	Horwith
10/19/05	11/17/05	NJA5295848		02565	37,700	51,080	(13,380)	-35.5%	SST	Horwith
10/19/05	12/02/05	NJA5295849		02566	36,420	49,620	(13,200)	-36.2%	SST	Horwith
10/19/05	11/17/05	NJA5295850		02567	76,800	51,500	25,300	32.9%	SST	Horwith
10/19/05	11/17/05	NJA5295851		02568	45,680	49,300	(3,620)	-7.9%	SST	Horwith
10/19/05	11/17/05	NJA5295852		02569	22,520	51,500	(28,980)	-128.7%	SST	Horwith
10/19/05	11/17/05	NJA5295853		02570	66,200	50,820	15,380	23.2%	SST	Horwith
10/20/05	11/17/05	NJA5295854		02571	48,040	51,480	(3,440)	-7.2%	SST	Horwith
10/20/05	11/17/05	NJA5295855		02572	76,720	51,840	24,880	32.4%	SST	Horwith
10/20/05	11/17/05	NJA5295856		02573	68,480	47,920	20,560	30.0%	SST	Horwith
10/20/05	11/17/05	NJA5295857		02574	76,760	51,620	25,140	32.8%	SST	Horwith
10/20/05	11/17/05	NJA5205858		02575	5,420	51,480	(46,060)	-849.8%	SST	Horwith
10/20/05	11/17/05	NJA5295859		02576	23,860	49,900	(26,040)	-109.1%	SST	Horwith
10/20/05	11/17/05	NJA5295860		02577	77,000	51,640	25,360	32.9%	SST	Horwith
10/20/05	11/17/05	NJA5295861		02578	67,660	51,900	15,760	23.3%	SST	Horwith
10/20/05	11/17/05	NJA5295862		02579	39,220	52,260	(13,040)	-33.2%	SST	Horwith
10/20/05	11/17/05	NJA5295863		02580	68,620	48,600	20,020	29.2%	SST	Horwith
10/20/05	11/17/05	NJA5295864		02581	21,700	50,620	(28,920)	-133.3%	SST	Horwith
10/20/05	11/17/05	NJA5295865		02582	14,340	47,540	(33,200)	-231.5%	SST	Horwith
10/20/05	11/17/05	NJA5295866		02583	68,180	49,720	18,460	27.1%	SST	Horwith
10/20/05	11/17/05	NJA5295867		02584	61,820	52,040	9,780	15.8%	SST	Horwith
10/20/05	11/17/05	NJA5295868		02585	53,120	52,900	220	0.4%	SST	Horwith
10/20/05	11/17/05	NJA5295869		02586	27,660	52,900	(25,240)	-91.3%	SST	Horwith
10/20/05	11/17/05	NJA5295870		02587	66,360	55,020	11,340	17.1%	SST	Horwith
10/20/05	11/17/05	NJA5295871		02588	68,320	50,240	18,080	26.5%	SST	Horwith
10/20/05	11/17/05	NJA5295872		02589	46,120	52,700	(6,580)	-14.3%	SST	Horwith
10/20/05	11/21/05	NJA5295873		02590	37,580	53,680	(16,100)	-42.8%	SST	Horwith
10/20/05	11/21/05	NJA5295874		02591	61,320	49,820	11,500	18.8%	SST	Horwith
10/20/05	11/21/05	NJA5295875		02592	76,280	51,380	24,900	32.6%	SST	Horwith
10/20/05	11/21/05	NJA5295876		02593	33,360	51,780	(18,420)	-55.2%	SST	Horwith
10/20/05	12/02/05	NJA5295877		02594	9,880	50,880	(41,000)	-415.0%	SST	Horwith
10/20/05	12/02/05	NJA5295878		02595	76,500	51,240	25,260	33.0%	SST	Horwith
10/20/05	12/02/05	NJA5295879		02596	76,060	51,660	24,400	32.1%	SST	Horwith
10/20/05	12/02/05	NJA5295880		02597	39,120	50,800	(11,680)	-29.9%	SST	Horwith
10/20/05	11/21/05	NJA5295881		02598	7,520	50,620	(43,100)	-573.1%	SST	Horwith
10/20/05	11/21/05	NJA5295882		02599	68,000	50,720	17,280	25.4%	SST	Horwith
10/20/05	11/21/05	NJA5296883		02600	68,460	53,620	14,840	21.7%	SCB	Horwith
10/20/05	11/21/05	NJA5295884		02601	10,880	49,160	(38,280)	-351.8%	SCB	Horwith
10/20/05	11/21/05	NJA5295885		02602	66,120	51,720	14,400	21.8%	SCB	Horwith
10/20/05	11/17/05	NJA5295886		02603	13,700	50,380	(36,680)	-267.7%	SCB	Horwith
10/20/05	11/17/05	NJA5295887		02604	62,040	50,120	11,920	19.2%	SCB	Horwith
10/20/05	11/17/05	NJA5295888		02605	66,020	49,940	16,080	24.4%	SCB	Horwith
10/20/05	11/17/05	NJA5295889		02606	60,820	54,600	6,220	10.2%	SCB	Horwith
10/20/05	11/17/05	NJA5295890		02607	62,200	53,840	8,360	13.4%	SCB	Horwith
10/20/05	11/17/05	NJA5295891		02608	77,260	51,760	25,500	33.0%	SCB	Horwith
10/20/05	11/17/05	NJA5295892		02609	31,500	51,040	(19,540)	-62.0%	SCB	Horwith
10/20/05	11/17/05	NJA5295893		02610	31,400	48,480	(17,080)	-54.4%	SCB	Horwith
10/20/05	11/21/05	NJA5295894		02611	66,040	47,480	18,560	28.1%	SCB	Horwith

(2005) HONEYWELL SA-7 WASTE TRACKING: US ECOLOGY										
Date Shipped	Date of Return Manifest	State Manifest	N/A	Man. Doc #	Facilty Manifest Weight (lbs)	Estimated Weight (lbs)	Manifest - Estimate (lbs)	Manifest - Estimate (%)	Material	Transporter
10/20/05	11/21/05	NJA5295895		02612	61,180	45,720	15,460	25.3%	SCB	Horwith
10/21/05	11/21/05	NJA5295896		02613	53,600	49,940	3,660	6.8%	SST	Horwith
10/21/05	11/21/05	NJA5295897		02614	76,780	50,140	26,640	34.7%	SST	Horwith
10/21/05	11/21/05	NJA5295898		02615	68,240	51,080	17,160	25.1%	SST	Horwith
10/21/05	11/21/05	NJA5295899		02616	28,540	51,240	(22,700)	-79.5%	SST	Horwith
10/21/05	11/21/05	NJA5295900		02617	28,540	51,260	(22,720)	-79.6%	SST	Horwith
10/21/05	11/21/05	NJA5295901		02618	67,200	49,440	17,760	26.4%	SST	Horwith
10/21/05	11/21/05	NJA5295902		02619	68,120	48,740	19,380	28.4%	SST	Horwith
10/21/05	11/21/05	NJA5295903		02620	38,440	49,500	(11,060)	-28.8%	SST	Horwith
10/21/05	11/21/05	NJA5295904		02621	45,360	47,300	(1,940)	-4.3%	SST	Horwith
10/21/05	11/21/05	NJA5295905		02622	38,460	51,200	(12,740)	-33.1%	SST	Horwith
10/21/05	11/21/05	NJA5295906		02623	75,700	51,560	24,140	31.9%	SST	Horwith
10/21/05	11/21/05	NJA5295907		02624	37,800	51,440	(13,640)	-36.1%	SST	Horwith
10/21/05	11/21/05	NJA5295908		02625	37,800	50,200	(12,400)	-32.8%	SST	Horwith
10/21/05	11/21/05	NJA5295909		02626	39,180	51,860	(12,680)	-32.4%	SST	Horwith
10/21/05	11/21/05	NJA5295910		02627	67,940	52,540	15,400	22.7%	SST	Horwith
10/21/05	11/21/05	NJA5295911		02628	70,300	52,220	18,080	25.7%	SST	Horwith
10/21/05	11/21/05	NJA5295912		02629	31,520	48,520	(17,000)	-53.9%	SST	Horwith
10/21/05	11/21/05	NJA5295913		02630	40,340	50,520	(10,180)	-25.2%	SST	Horwith
10/21/05	11/21/05	NJA5295914		02631	60,340	48,840	11,500	19.1%	SST	Horwith
10/21/05	11/21/05	NJA5295915		02632	28,760	49,720	(20,960)	-72.9%	SST	Horwith
10/21/05	11/21/05	NJA5295916		02633	67,180	51,500	15,680	23.3%	SST	Horwith
10/21/05	11/21/05	NJA5295917		02634	9,760	53,080	(43,320)	-443.9%	SST	Horwith
10/21/05	11/21/05	NJA5295918		02635	76,660	53,360	23,300	30.4%	SST	Horwith
10/21/05	11/21/05	NJA5295919		02636	75,700	51,960	23,740	31.4%	SST	Horwith
10/21/05	11/21/05	NJA5295920		02637	38,820	52,780	(13,960)	-36.0%	SST	Horwith
10/21/05	11/21/05	NJA5295921		02638	14,240	51,340	(37,100)	-260.5%	SST	Horwith
10/21/05	11/21/05	NJA5295922		02639	67,900	53,280	14,620	21.5%	SST	Horwith
10/21/05	11/21/05	NJA5295923		02640	67,920	52,740	15,180	22.3%	SST	Horwith
10/21/05	11/21/05	NJA5295924		02641	59,980	53,080	6,900	11.5%	SST	Horwith
10/21/05	11/21/05	NJA5295925		02642	16,680	52,660	(35,980)	-215.7%	SST	Horwith
10/21/05	11/21/05	NJA5295926		02643	67,200	52,980	14,220	21.2%	SST	Horwith
10/21/05	11/21/05	NJA5295927		02644	68,060	50,440	17,620	25.9%	SST	Horwith
10/21/05	11/21/05	NJA5295928		02645	55,620	50,500	5,120	9.2%	SST	Horwith
10/21/05	11/21/05	NJA5295929		02646	76,540	50,260	26,280	34.3%	SST	Horwith
10/21/05	11/21/05	NJA5295930		02647	76,040	49,800	26,240	34.5%	SST	Horwith
10/21/05	11/21/05	NJA5295931		02648	29,560	50,140	(20,580)	-69.6%	SST	Horwith
10/21/05	11/21/05	NJA5295932		02649	29,580	50,800	(21,220)	-71.7%	SST	Horwith
10/21/05	12/14/05	NJA5295933		02650	50,620	49,400	1,220	2.4%	SST	Horwith
10/21/05	11/21/05	NJA5295934		02651	37,300	52,580	(15,280)	-41.0%	SST	Horwith
10/21/05	11/21/05	NJA5295935		02652	67,240	51,480	15,760	23.4%	SST	Horwith
10/21/05	11/21/05	NJA5295936		02653	68,120	49,800	18,320	26.9%	SST	Horwith
10/21/05	11/21/05	NJA5295937		02654	41,200	50,740	(9,540)	-23.2%	SST	Horwith
10/24/05	12/14/05	NJA5295938		02655	67,800	50,080	17,720	26.1%	SST	Horwith
10/24/05	12/14/05	NJA5295939		02656	67,960	49,920	18,040	26.5%	SST	Horwith
10/24/05	12/14/05	NJA5295940		02657	69,220	46,560	22,660	32.7%	SST	Horwith
10/24/05	12/14/05	NJA5295941		02658	35,120	51,400	(16,280)	-46.4%	SST	Horwith
10/24/05	12/14/05	NJA5295942		02659	35,100	51,080	(15,980)	-45.5%	SST	Horwith
10/24/05	12/14/05	NJA5295943		02660	35,720	50,480	(14,760)	-41.3%	SST	Horwith
10/24/05	12/14/05	NJA5295944		02661	35,740	47,100	(11,360)	-31.8%	SCB	Horwith
10/24/05	12/02/05	NJA5295945		02662	26,840	51,340	(24,500)	-91.3%	SST	Horwith
10/24/05	12/02/05	NJA5295946		02663	68,040	43,660	24,380	35.8%	SCB	Horwith
10/24/05	12/02/05	NJA5295947		02664	68,140	44,900	23,240	34.1%	SCB	Horwith
10/24/05	12/02/05	NJA5295948		02665	21,900	48,700	(26,800)	-122.4%	SCB	Horwith
10/24/05	12/02/05	NJA5295949		02666	21,900	45,020	(23,120)	-105.6%	SCB	Horwith
10/24/05	12/02/05	NJA5295950		02667	8,160	46,120	(37,960)	-465.2%	SCB	Horwith
10/24/05	12/02/05	NJA5295951		02668	67,020	45,900	21,120	31.5%	SCB	Horwith
10/24/05	12/02/05	NJA5295952		02669	67,580	45,540	22,040	32.6%	SCB	Horwith
10/24/05	12/02/05	NJA5295953		02670	67,580	47,780	19,800	29.3%	SCB	Horwith
10/24/05	12/02/05	NJA5295954		02671	44,120	48,500	(4,380)	-9.9%	SCB	Horwith
10/24/05	12/02/05	NJA5295955		02672	67,240	45,820	21,420	31.9%	SCB	Horwith
10/24/05	12/02/05	NJA5295956		02673	29,960	50,680	(20,720)	-69.2%	SCB	Horwith
10/24/05	12/02/05	NJA5295957		02674	29,960	49,360	(19,400)	-64.8%	SCB	Horwith
10/24/05	12/02/05	NJA5295958		02675	68,020	52,060	15,960	23.5%	SCB	Horwith
10/24/05	12/02/05	NJA5295960		02676	41,320	48,920	(7,600)	-18.4%	SCB	Horwith
10/24/05	12/02/05	NJA5295961		02677	71,040	51,820	19,220	27.1%	SCB	Horwith
10/24/05	12/14/05	NJA5295962		02678	67,820	45,840	21,980	32.4%	SCB	Horwith
10/24/05	12/14/05	NJA5295963		02679	68,180	48,680	19,500	28.6%	SCB	Horwith
10/24/05	12/14/05	NJA5295964		02680	29,520	48,840	(19,320)	-65.4%	SCB	Horwith
10/24/05	12/14/05	NJA5295965		02681	29,540	50,180	(20,640)	-69.9%	SCB	Horwith
10/24/05	12/14/05	NJA5295966		02682	67,680	51,100	16,580	24.5%	SCB	Horwith
10/24/05	12/14/05	NJA5295967		02683	68,420	48,480	19,940	29.1%	SCB	Horwith
10/24/05	12/14/05	NJA5295968		02684	34,360	50,160	(15,800)	-46.0%	SCB	Horwith
10/24/05	12/14/05	NJA5295969		02685	34,340	53,880	(19,540)	-56.9%	SST	Horwith

(2005) HONEYWELL SA-7 WASTE TRACKING: US ECOLOGY										
Date Shipped	Date of Return Manifest	State Manifest	N/A	Man. Doc #	Facilty Manifest Weight (lbs)	Estimated Weight (lbs)	Manifest - Estimate (lbs)	Manifest - Estimate (%)	Material	Transporter
10/24/05	12/14/05	NJA5295970		02686	11,260	48,340	(37,080)	-329.3%	SCB	Horwith
10/24/05	12/14/05	NJA5295971		02687	36,020	49,920	(13,900)	-38.6%	SCB	Horwith
10/24/05	12/14/05	NJA5295972		02688	68,360	51,820	16,540	24.2%	SCB	Horwith
10/24/05	12/14/05	NJA5295973		02689	89,580	54,020	35,560	39.7%	SST	Horwith
10/24/05	12/02/05	NJA5295974		02690	68,120	50,240	17,880	26.2%	SCB	Horwith
10/24/05	12/02/05	NJA5295975		02691	67,920	50,980	16,940	24.9%	SCB	Horwith
10/24/05	12/02/05	NJA5295976		02692	35,360	49,840	(14,480)	-41.0%	SCB	Horwith
10/24/05	12/02/05	NJA5295977		02693	35,360	51,860	(16,500)	-46.7%	SCB	Horwith
10/24/05	12/14/05	NJA5295978		02694	15,100	49,320	(34,220)	-226.6%	SCB	Horwith
10/24/05	12/14/05	NJA5295979		02695	35,660	47,740	(12,080)	-33.9%	SST	Horwith
10/25/05	12/14/05	NJA5295980		02696	70,160	50,120	20,040	28.6%	SCB	Horwith
10/25/05	12/14/05	NJA5295981		02697	26,750	49,660	(22,910)	-85.6%	SCB	Horwith
10/25/05	12/14/05	NJA5295982		02698	67,700	42,940	24,760	36.6%	SCB	Horwith
10/25/05	12/14/05	NJA5295983		02699	26,750	49,020	(22,270)	-83.3%	SCB	Horwith
10/25/05	12/14/05	NJA5295984		02700	68,180	50,600	17,580	25.8%	SCB	Horwith
10/25/05	12/14/05	NJA5295985		02701	70,760	48,480	22,280	31.5%	SCB	Horwith
10/25/05	12/14/05	NJA5295986		02702	26,960	49,540	(22,580)	-83.8%	SCB	Horwith
10/25/05	12/14/05	NJA5295987		02703	67,460	52,720	14,740	21.8%	SCB	Horwith
10/25/05	12/14/05	NJA5295988		02704	85,900	51,260	34,640	40.3%	SCB	Horwith
10/25/05	12/14/05	NJA5295989		02705	26,960	49,240	(22,280)	-82.6%	SCB	Horwith
10/25/05	12/14/05	NJA5295990		02706	67,820	51,160	16,660	24.6%	SCB	Horwith
10/25/05	12/14/05	NJA5295991		02707	71,540	50,160	21,380	29.9%	SCB	Horwith
10/25/05	12/14/05	NJA5295992		02708	34,080	49,280	(15,200)	-44.6%	SCB	Horwith
10/25/05	12/14/05	NJA5295993		02709	34,100	50,100	(16,000)	-46.9%	SCB	Horwith
10/25/05	12/14/05	NJA5295994		02710	71,280	50,040	21,240	29.8%	SCB	Horwith
10/25/05	12/14/05	NJA5295995		02711	30,300	50,000	(19,700)	-65.0%	SCB	Horwith
10/25/05	12/14/05	NJA5295996		02712	30,300	50,120	(19,820)	-65.4%	SCB	Horwith
10/25/05	12/14/05	NJA5295997		02713	67,820	47,420	20,400	30.1%	SCB	Horwith
10/25/05	12/14/05	NJA5295998		02714	33,860	51,380	(17,520)	-51.7%	SCB	Horwith
10/25/05	12/14/05	NJA5295999		02715	67,360	48,920	18,440	27.4%	SCB	Horwith

8,713.03	**TONS (MONTH)**	**OCTOBER SUB-TOTAL:**	17,426,060	17,359,694	66,366	0.38%
36,165.28	**TONS (FACILITY)**	**CUMULATIVE TOTAL:**	72,330,557	**72,927,070**	(598,973)	-0.82%

(2005) HONEYWELL SA-7 WASTE TRACKING: STABLEX CANADA										
Date Shipped	**Date of Return Manifest**	**State Manifest**	**Canadian Manifest**	**Man. Doc #**	**Facilty Manifest Weight (lbs)**	**Estimated Weight (lbs)**	**Manifest - Estimate (lbs)**	**Manifest - Estimate (%)**	**Material**	**Transporter**
01/06/05	04/11/05	NJA5220385	9172714-9	*00035	41,145	40,000	1,145	2.8%	Pavement	FCI
01/06/05	02/10/05	NJA5220386	9172715-6	*00036	49,238	36,000	13,238	26.9%	Pavement	FCI
01/10/05	02/10/05	NJA5220387	9172716-4	*00037	52,920	38,000	14,920	28.2%	Pavement	FCI
01/11/05	02/10/05	NJA5220400	9171649-8	*00038	34,993	30,000	4,993	14.3%	Pavement	FCI
01/11/05	02/10/05	NJA5220401	9171650-6	*00039	30,672	30,000	672	2.2%	Pavement	FCI
01/21/05	02/28/05	NJA5220403	9171652-2	*00047	41,476	40,000	1,476	3.6%	COPR/Soil	FCI
01/21/05	02/28/05	NJA5220402	9171651-4	*00048	41,211	40,000	1,211	2.9%	COPR/Soil	FCI
01/21/05	02/28/05	NJA5220404	9171653-0	*00049	39,955	40,000	(45)	-0.1%	COPR/Soil	FCI
01/24/05	02/28/05	NJA5220423	9171812-2	*00050	31,950	32,000	(50)	-0.2%	COPR/Soil	FCI
01/24/05	02/28/05	NJA5220421	9171810-6	*00051	34,442	40,000	(5,558)	-16.1%	COPR/Soil	FCI
01/24/05	02/28/05	NJA5220422	9171811-4	*00052	36,603	36,000	603	1.6%	COPR/Soil	FCI
01/25/05	02/28/05	NJA5220424	9171813-0	*00053	30,164	36,000	(5,836)	-19.3%	COPR/Soil	FCI
01/25/05	02/28/05	NJA5220425	9171814-8	*00054	31,244	36,000	(4,756)	-15.2%	COPR/Soil	FCI
01/25/05	02/28/05	NJA5220426	9171815-5	*00055	34,552	38,000	(3,448)	-10.0%	COPR/Soil	FCI
01/25/05	02/28/05	NJA5220427	9171816-3	*00056	40,484	36,000	4,484	11.1%	COPR/Soil	FCI
01/25/05	02/28/05	NJA5220428	9171817-1	*00057	32,899	36,000	(3,101)	-9.4%	COPR/Soil	FCI
01/26/05	02/28/05	NJA5220432	9171821-3	*00058	39,315	32,000	7,315	18.6%	COPR/Soil	FCI
01/26/05	02/28/05	NJA5220431	9171820-5	*00059	30,297	30,000	297	1.0%	COPR/Soil	FCI
01/31/05	03/03/05	NJA5220430	9171819-7	*00070	28,621	36,000	(7,379)	-25.8%	COPR/Soil	FCI
01/31/05	03/03/05	NJA5220433	9171822-1	*00071	40,837	40,000	837	2.0%	COPR/Soil	FCI
01/31/05	03/03/05	NJA5220429	9171818-9	*00072	32,921	40,000	(7,079)	-21.5%	COPR/Soil	FCI
01/31/05	03/03/05	NJA5220410	9171799-1	*00073	41,652	40,000	1,652	4.0%	COPR/Soil	FCI

408.80	**TONS**	**JANUARY SUB-TOTAL:**	817,591	802,000	15,591	1.94%
408.80	**TONS**	**CUMULATIVE TOTAL:**	817,591	802,000	15,591	1.94%

02/01/05	03/03/05	NJA5220411	9171800-7	*00074	46,151	40,000	6,151	13.3%	COPR/Soil	FCI
02/01/05	03/03/05	NJA5220412	9171801-5	*00075	36,140	41,000	(4,860)	-13.4%	COPR/Soil	FCI
02/01/05	03/03/05	NJA5220434	9171823-9	*00076	46,481	41,000	5,481	11.8%	COPR/Soil	FCI
02/01/05	03/03/05	NJA5220413	9171802-3	*00077	34,596	38,000	(3,404)	-9.8%	COPR/Soil	FCI
02/01/05	03/03/05	NJA5220414	9171803-1	*00080	23,527	32,000	(8,473)	-36.0%	COPR/Soil	FCI
02/01/05	03/03/05	NJA5220415	9171804-9	*00081	43,681	38,000	5,681	13.0%	COPR/Soil	FCI
02/02/05	03/03/05	NJA5220417	9171806-4	*00082	40,197	36,000	4,197	10.4%	COPR/Soil	FCI
02/02/05	03/03/05	NJA5220416	9171805-6	*00083	40,418	34,000	6,418	15.9%	COPR/Soil	FCI
02/02/05	03/03/05	NJA5220420	9171809-8	*00084	26,195	38,000	(11,805)	-45.1%	COPR/Soil	FCI
02/02/05	03/03/05	NJA5220419	9171808-0	*00085	36,427	36,000	427	1.2%	COPR/Soil	FCI
02/02/05	03/03/05	NJA5220418	9171807-2	*00086	41,167	41,000	167	0.4%	COPR/Soil	FCI
02/02/05	03/03/05	NJA5220035	9171828-8	*00087	37,154	40,000	(2,846)	-7.7%	COPR/Soil	FCI
02/02/05	03/03/05	NJA5220036	9171829-6	*00088	36,162	40,000	(3,838)	-10.6%	COPR/Soil	FCI
02/03/05	03/03/05	NJA5220038	9171831-2	*00089	41,344	40,000	1,344	3.3%	COPR/Soil	FCI
02/03/05	03/03/05	NJA5220037	9171830-4	*00090	43,549	40,000	3,549	8.1%	COPR/Soil	FCI
02/03/05	03/03/05	NJA5220039	9171832-0	*00092	43,306	44,000	(694)	-1.6%	Concrete	FCI
02/03/05	03/03/05	NJA5220040	9171833-8	*00093	43,681	40,000	3,681	8.4%	COPR/Soil	FCI
02/03/05	03/03/05	NJA5220041	9171834-6	*00094	31,311	32,000	(689)	-2.2%	COPR/Soil	FCI
02/03/05	03/03/05	NJA5220042	9171835-3	*00095	41,784	34,000	7,784	18.6%	COPR/Soil	FCI
02/04/05	03/03/05	NJA5220044	9171837-9	*00096	35,875	36,000	(125)	-0.3%	COPR/Soil	FCI
02/04/05	03/03/05	NJA5220043	9171836-1	*00097	40,704	40,000	704	1.7%	COPR/Soil	FCI
02/04/05	03/03/05	NJA5220046	9171839-5	*00098	37,728	38,000	(272)	-0.7%	COPR/Soil	FCI
02/04/05	03/03/05	NJA5220045	9171838-7	*00099	31,487	38,000	(6,513)	-20.7%	COPR/Soil	FCI
02/09/05	03/14/05	NJA5220047	9171840-3	*00100	25,225	36,000	(10,775)	-42.7%	COPR/Soil	FCI
02/09/05	03/14/05	NJA5220048	9171840-3	*00101	45,467	40,000	5,467	12.0%	COPR/Soil	FCI
02/09/05	03/14/05	NJA5220049	9171842-9	*00102	33,560	36,000	(2,440)	-7.3%	COPR/Soil	FCI
02/09/05	03/14/05	NJA5220051	9171844-5	*00103	32,061	34,000	(1,939)	-6.0%	COPR/Soil	FCI
02/09/05	03/14/05	NJA5220050	9171843-7	*00104	29,878	40,000	(10,122)	-33.9%	COPR/Soil	FCI
02/09/05	03/14/05	NJA5220052	9171845-2	*00105	28,710	32,000	(3,290)	-11.5%	COPR/Soil	FCI
02/10/05	03/14/05	NJA5220053	9171846-0	*00106	39,645	38,000	1,645	4.1%	COPR/Soil	FCI
02/10/05	03/14/05	NJA5220054	9171847-8	*00107	32,722	36,000	(3,278)	-10.0%	COPR/Soil	FCI
02/11/05	03/14/05	NJA5220064	9171901-3	*00108	41,013	38,000	3,013	7.3%	COPR/Soil	FCI
02/11/05	03/14/05	NJA5220066	9171903-9	*00109	25,445	36,000	(10,555)	-41.5%	COPR/Soil	FCI
02/11/05	03/14/05	NJA5220067	1971904-7	*00110	33,119	38,000	(4,881)	-14.7%	COPR/Soil	FCI
02/11/05	03/14/05	NJA5220068	9171905-4	*00111	31,112	38,000	(6,888)	-22.1%	COPR/Soil	FCI
02/11/05	03/14/05	NJA5220065	9171902-1	*00112	12,987	34,000	(21,013)	-161.8%	COPR/Soil	FCI
02/14/05	03/14/05	NJA5220069	9171906-2	*00113	27,849	32,000	(4,151)	-14.9%	COPR/Soil	FCI
02/14/05	03/14/05	NJA5220059	9171896-5	*00114	41,344	38,000	3,344	8.1%	COPR/Soil	FCI
02/14/05	03/14/05	NJA5220061	9171898-1	*00115	36,052	38,000	(1,948)	-5.4%	COPR/Soil	FCI
02/14/05	03/14/05	NJA5220060	9171897-3	*00116	29,150	32,000	(2,850)	-9.8%	COPR/Soil	FCI
02/15/05	03/18/05	NJA5220057	1971894-0	*00117	23,350	34,000	(10,650)	-45.6%	COPR/Soil	FCI
02/16/05	03/18/05	NJA5220058	9171895-7	*00118	35,384	38,000	(2,616)	-7.4%	COPR/Soil	FCI
02/16/05	03/18/05	NJA5220071	9171908-8	*00119	40,021	38,000	2,021	5.0%	COPR/Soil	FCI
02/16/05	03/18/05	NJA5220070	9171907-0	*00120	35,589	36,000	(411)	-1.2%	COPR/Soil	FCI
02/16/05	03/18/05	NJA5220062	9171889-9	*00121	38,786	38,000	786	2.0%	COPR/Soil	FCI
02/16/05	03/18/05	NJA5220063	9171900-0	*00122	42,490	38,000	4,490	10.6%	COPR/Soil	FCI
02/17/05	03/18/05	NJA5220106	9173548-0	*00123	23,395	36,000	(12,605)	-53.9%	COPR/Soil	FCI
02/17/05	03/18/05	NJA5220105	9173547-2	*00124	35,346	38,000	(2,654)	-7.5%	COPR/Soil	FCI

(2005) HONEYWELL SA-7 WASTE TRACKING: STABLEX CANADA										
Date Shipped	**Date of Return Manifest**	**State Manifest**	**Canadian Manifest**	**Man. Doc #**	**Facilty Manifest Weight (lbs)**	**Estimated Weight (lbs)**	**Manifest - Estimate (lbs)**	**Manifest - Estimate (%)**	**Material**	**Transporter**
02/17/05	03/18/05	NJA5220104	9173546-4	*00125	24,035	36,000	(11,965)	-49.8%	COPR/Soil	FCI
02/17/05	03/18/05	NJA5220103	9173545-6	*00126	33,141	38,000	(4,859)	-14.7%	COPR/Soil	FCI
02/18/05	03/24/05	NJA5220101	9173543-1	*00127	20,374	32,000	(11,626)	-57.1%	COPR/Soil	FCI
02/18/05	03/24/05	NJA5220102	9173544-9	*00128	27,629	38,000	(10,371)	-37.5%	COPR/Soil	FCI
02/18/05	03/24/05	NJA5220100	9173542-3	*00129	27,122	38,000	(10,878)	-40.1%	COPR/Soil	FCI
02/18/05	03/24/05	NJA5220099	9173541-5	*00130	31,730	38,000	(6,270)	-19.8%	COPR/Soil	FCI
02/22/05	03/24/05	NJA5220113	9173555-5	*00131	27,959	38,000	(10,041)	-35.9%	Cont Pavement	FCI
02/22/05	03/24/05	NJA5220098	9173540-7	*00132	37,265	38,000	(735)	-2.0%	COPR/Soil	FCI
02/22/05	03/24/05	NJA5220112	9173554-8	*00133	20,462	38,000	(17,538)	-85.7%	COPR/Soil	FCI
02/22/05	03/24/05	NJA5220111	9173553-0	*00134	31,443	38,000	(6,557)	-20.9%	COPR/Soil	FCI
02/23/05	03/24/05	NJA5220110	9173552-2	*00135	26,878	38,000	(11,122)	-41.4%	COPR/Soil	FCI
02/24/05	03/24/05	NJA5220108	9173550-6	*00136	26,173	38,000	(11,827)	-45.2%	COPR/Soil	FCI
02/24/05	03/24/05	NJA5220109	9173551-4	*00137	31,355	38,000	(6,645)	-21.2%	COPR/Soil	FCI
02/24/05	03/24/05	NJA5220107	9173549-8	*00138	38,830	38,000	830	2.1%	COPR/Soil	FCI
02/24/05	03/24/05	NJA5220124	9173566-2	*00139	21,874	38,000	(16,126)	-73.7%	COPR/Soil	FCI
02/28/05	04/04/05	NJA5220123	9173565-4	*00140	21,366	38,000	(16,634)	-77.9%	COPR/Soil	FCI
02/28/05	04/04/05	NJA5220122	9173564-7	*00141	36,868	38,000	(1,132)	-3.1%	COPR/Soil	FCI
02/28/05	04/04/05	NJA5220121	9173563-9	*00142	43,461	38,000	5,461	12.6%	COPR/Soil	FCI
02/28/05	04/04/05	NJA5220120	9173562-1	*00143	37,772	38,000	(228)	-0.6%	COPR/Soil	FCI
02/28/05	04/04/05	NJA5220119	9173561-3	*00144	33,626	38,000	(4,374)	-13.0%	COPR/Soil	FCI

1,149.06	**TONS**	**FEBRUARY SUB-TOTAL:**	2,298,128	2,541,000	(242,872)	-9.56%	
1,557.86	**TONS**	**CUMULATIVE TOTAL:**	3,115,719	3,343,000	(227,281)	-6.80%	

03/01/05	04/04/05	NJA5220142	9173583-7	*00145	33,758	38,000	(4,242)	-12.6%	COPR/Soil	FCI
03/01/05	04/04/05	NJA5220116	9173558-9	*00146	36,008	38,000	(1,992)	-5.5%	COPR/Soil	FCI
03/02/05	04/04/05	NJA5220117	9173559-7	*00147	34,971	38,000	(3,029)	-8.7%	Pavement	FCI
03/02/05	04/04/05	NJA5220118	9173560-5	*00148	39,514	38,000	1,514	3.8%	COPR/Soil	FCI
03/02/05	04/04/05	NJA5220155	9173557-1	*00149	16,294	38,000	(21,706)	-133.2%	COPR/Soil	FCI
03/02/05	04/04/05	NJA5220114	9173556-3	*00150	31,509	38,000	(6,491)	-20.6%	COPR/Soil	FCI
03/03/05	04/04/05	NJA5220141	9173584-5	*00151	30,407	38,000	(7,593)	-25.0%	COPR/Soil	FCI
03/03/05	04/04/05	NJA5220139	9173581-1	*00152	35,611	38,000	(2,389)	-6.7%	COPR/Soil	FCI
03/04/05	04/04/05	NJA5220140	9173582-9	*00153	36,294	38,000	(1,706)	-4.7%	COPR/Soil	FCI
03/04/05	04/04/05	NJA5220138	9173580-3	*00157	39,425	36,000	3,425	8.7%	Slurry	FCI
03/09/05	04/08/05	NJA5220135	9173577-9	*00162	25,005	38,000	(12,995)	-52.0%	COPR/Soil	FCI
03/09/05	04/08/09	NJA5220136	9173578-7	*00169	29,182	38,000	(8,818)	-30.2%	COPR/Soil	FCI
03/09/05	04/08/05	NJA5220137	9173579-5	*00172	40,175	38,000	2,175	5.4%	COPR/Soil	FCI
03/10/05	04/08/05	N JA5220134	9173576-1	*00189	30,098	38,000	(7,902)	-26.3%	COPR/Soil	FCI
03/14/05	04/08/05	NJA5220133	9173575-3	*00209	24,409	38,000	(13,591)	-55.7%	COPR/Soil	FCI
03/14/05	04/08/05	NJA5220132	9173574-6	*00214	24,806	38,000	(13,194)	-53.2%	COPR/Soil	FCI
03/14/05	04/08/05	NJA5220131	9173573-8	*00215	31,708	38,000	(6,292)	-19.8%	COPR/Soil	FCI
03/15/05	04/08/05	NJA5220130	9173572-0	*00226	22,138	38,000	(15,862)	-71.7%	COPR/Soil	FCI
03/15/05	04/08/05	NJA5220129	9173571-2	*00229	27,827	38,000	(10,173)	-36.6%	COPR/Soil	FCI
03/15/05	04/08/05	NJA5220127	9173569-6	*00231	36,713	38,000	(1,287)	-3.5%	COPR/Soil	FCI
03/15/05	04/08/05	NJA5220128	9173570-4	*00232	17,331	38,000	(20,669)	-119.3%	COPR/Soil	FCI
03/17/05	04/08/05	NJA 5220125	9173567-0	*00257	29,789	38,000	(8,211)	-27.6%	COPR/Soil	FCI
03/17/05	04/08/05	NJA5220330	9173803-9	*00261	33,450	38,000	(4,550)	-13.6%	COPR/Soil	FCI
03/21/05	04/08/05	NJA5220126	9173568-8	*00291	33,913	38,000	(4,087)	-12.1%	ASPHALT	FCI
03/21/05	04/08/05	NJA5220329	9173802-1	*00292	24,740	38,000	(13,260)	-53.6%	COPR/Soil	FCI
03/22/05	04/08/05	NJA5220328	9173801-3	*00293	26,923	38,000	(11,077)	-41.1%	COPR/Soil	FCI
03/23/05	04/08/05	NJA5220325	9173798-1	*00294	27,276	38,000	(10,724)	-39.3%	COPR/Soil	FCI
03/23/05	04/08/05	NJA5220326	9173799-9	*00295	35,126	38,000	(2,874)	-8.2%	ASPHALT	FCI
03/23/05	04/08/05	NJA5220324	9173797-3	*00296	32,524	38,000	(5,476)	-16.8%	COPR/Soil	FCI
03/23/05	04/08/05	NJA5220327	9173800-5	*00297	29,966	38,000	(8,034)	-26.8%	COPR/Soil	FCI
03/23/05	04/08/05	NJA5220323	9173796-5	*00298	38,058	38,000	58	0.2%	COPR/Soil	FCI
03/24/05	04/11/05	NJA5220332	9173805-4	*00299	18,500	38,000	(19,500)	-105.4%	COPR/Soil	FCI
03/24/05	04/11/05	NJA5220333	9173806-2	*00300	38,102	38,000	102	0.3%	COPR/Soil	FCI
03/24/05	04/11/05	NJA5220334	9173807-0	*00301	34,420	38,000	(3,580)	-10.4%	COPR/Soil	FCI
03/25/05	04/11/05	NJA5220335	9173808-8	*00302	25,070	38,000	(12,930)	-51.6%	COPR/Soil	FCI
03/25/05	04/11/05	NJA5220337	9173810-4	*00303	31,818	38,000	(6,182)	-19.4%	COPR/Soil	FCI
03/25/05	04/11/05	NJA5220336	9173809-6	*00304	27,386	38,000	(10,614)	-38.8%	COPR/Soil	FCI
03/25/05	04/11/05	NJA5220338	9173811-2	*00305	36,074	38,000	(1,926)	-5.3%	COPR/Soil	FCI
03/25/05	04/11/05	NJA5220339	9173812-0	*00306	43,835	38,000	5,835	13.3%	COPR/Soil	FCI
03/25/05	04/11/05	NJA5220340	9173813-8	*00307	50,759	38,000	12,759	25.1%	COPR/Soil	FCI
03/25/05	04/11/05	NJA5220341	9173814-6	*00308	33,516	38,000	(4,484)	-13.4%	COPR/Soil	FCI
03/28/05	04/11/05	NJA5220342	9173815-3	*00309	17,000	38,000	(21,000)	-123.5%	COPR/Soil	FCI
03/29/05	04/11/05	NJA5253907	9173878-1	*00310	45,004	38,000	7,004	15.6%	COPR/Soil	FCI
03/29/05	04/11/05	NJA5253908	9173879-9	*00311	46,547	38,000	8,547	18.4%	COPR/Soil	FCI
03/29/05	04/11/05	NJA5253909	9173880-7	*00312	23,307	38,000	(14,693)	-63.0%	COPR/Soil	FCI
03/29/05	04/11/05	NJA5253910	9173881-5	*00313	42,049	38,000	4,049	9.6%	COPR/Soil	FCI
03/29/05	04/11/05	NJA5253911	9173882-3	*00314	43,085	38,000	5,085	11.8%	COPR/Soil	FCI
03/29/05	04/11/05	NJA5253912	9173883-1	*00315	38,411	38,000	411	1.1%	COPR/Soil	FCI
03/29/05	04/11/05	NJA5253913	9173884-9	*00316	31,068	38,000	(6,932)	-22.3%	COPR/Soil	FCI
03/30/05	04/11/05	NJA5253914	9173885-6	*00318	26,328	38,000	(11,672)	-44.3%	COPR/Soil/Asph.	FCI

(2005) HONEYWELL SA-7 WASTE TRACKING: STABLEX CANADA										
Date Shipped	**Date of Return Manifest**	**State Manifest**	**Canadian Manifest**	**Man. Doc #**	**Facilty Manifest Weight (lbs)**	**Estimated Weight (lbs)**	**Manifest - Estimate (lbs)**	**Manifest - Estimate (%)**	**Material**	**Transporter**
03/30/05	04/11/05	NJA5253915	9173886-4	*00319	34,574	38,000	(3,426)	-9.9%	Asphalt	FCI
03/30/05	04/11/05	NJA5253916	9173887-2	*00320	22,138	38,000	(15,862)	-71.7%	COPR/Soil/Asph.	FCI
03/31/05	04/11/05	NJA5253917	9173888-0	*00321	36,735	38,000	(1,265)	-3.4%	Asphalt	FCI
03/31/05	04/11/05	NJA5253918	9173889-8	*00322	35,721	38,000	(2,279)	-6.4%	Asphalt	FCI
03/31/05	04/11/05	NJA5253919	9173890-6	*00323	45,952	38,000	7,952	17.3%	Concrete	FCI
03/31/05	04/11/05	NJA5253920	9173891-4	*00324	39,227	38,000	1,227	3.1%	Concrete	FCI
03/31/05	04/11/05	NJA5253921	9173892-2	*00325	25,027	38,000	(12,973)	-51.8%	COPR/Soil	FCI
923.30	**TONS**			**MARCH SUB-TOTAL:**	1,846,601	2,164,000	(317,399)	-14.67%		
2,481.16	**TONS**			**CUMULATIVE TOTAL:**	4,962,320	5,507,000	(544,680)	-9.89%		
04/05/05	04/11/05	NJA5253923	9173894-8	*00329	44,475	38,000	6,475	14.6%	COPR/Soil/Asph.	FCI
04/05/05	04/11/05	NJA5253924	9173895-5	*00330	36,580	38,000	(1,420)	-3.9%	COPR/Soil	FCI
04/05/05	04/11/05	NJA5253925	9173896-3	*00331	34,728	38,000	(3,272)	-9.4%	COPR/Soil	FCI
04/05/05	04/22/05	NJA5253926	9173897-1	*00332	43,835	38,000	5,835	13.3%	COPR/Soil/Asph.	FCI
04/06/05	04/22/05	NJA5253947	9172010-2	*00333	38,720	38,000	720	1.9%	COPR/Soil/Asph.	FCI
04/06/05	04/22/05	NJA5253948	9172011-0	*00334	25,093	38,000	(12,907)	-51.4%	COPR/Soil	FCI
04/06/05	04/22/05	NJA5253949	9172012-8	*00353	36,184	38,000	(1,816)	-5.0%	COPR/Soil	FCI
04/06/05	04/22/05	NJA5253950	9172013-6	*00354	41,233	38,000	3,233	7.8%	COPR/Soil	FCI
04/06/05	04/22/05	NJA5253922	9173893-0	*00355	44,827	38,000	6,827	15.2%	COPR/Soil	FCI
04/07/05	04/22/05	NJA5253951	9172014-1	*00363	25,269	38,000	(12,731)	-50.4%	COPR/Soil	FCI
04/07/05	04/22/05	NJA5253953	9172016-9	*00370	36,824	38,000	(1,176)	-3.2%	COPR/Soil	FCI
04/07/05	04/22/05	NJA5253952	9172015-1	*00371	37,926	38,000	(74)	-0.2%	COPR/Soil	FCI
04/07/05	04/22/05	NJA5253954	9172017-7	*00372	35,500	38,000	(2,500)	-7.0%	COPR/Soil	FCI
04/11/05	05/27/05	NJA5253956	9172019-3	*00375	28,135	30,000	(1,865)	-6.6%	COPR	FCI
04/11/05	05/27/05	NJA5253955	9172018-5	*00387	44,166	30,000	14,166	32.1%	COPR	FCI
04/11/05	05/27/05	NJA5253938	9172001-1	*00389	30,230	30,000	230	0.8%	COPR	FCI
04/11/05	04/22/05	NJA5253943	9172006-0	00393	26,856	30,000	(3,144)	-11.7%	COPR	FCI
04/12/05	05/27/05	NJA5254017	9172147-2	00397	32,435	44,000	(11,565)	-35.7%	COPR	FCI
04/12/05	04/22/05	NJA5253945	9172008-6	00401	25,908	42,000	(16,092)	-62.1%	COPR	FCI
04/12/05	05/27/05	NJA5254030	9172155-5	00403	38,763	33,000	5,763	14.9%	COPR	FCI
04/12/05	05/09/05	NJA5253944	9172007-8	00411	39,447	40,000	(553)	-1.4%	COPR	FCI
04/13/05	04/29/05	NJA5254048	9172128-2	00428	39,734	38,000	1,734	4.4%	COPR	FCI
04/13/05	04/29/05	NJA5254051	91721337-3	00433	31,399	38,000	(6,601)	-21.0%	COPR	FCI
04/13/05	04/29/05	NJA5254077	9172065-6	00438	24,365	38,000	(13,635)	-56.0%	COPR	FCI
04/13/05	04/29/05	NJA5254105	9172069-8	00454	17,419	32,000	(14,581)	-83.7%	COPR	FCI
04/14/05	04/29/05	NJA5254036	9172112-6	00458	33,251	38,000	(4,749)	-14.3%	COPR	FCI
04/14/05	04/29/05	NJA5254087	9172086-2	00459	39,315	38,000	1,315	3.3%	COPR	FCI
04/14/05	04/29/05	NJA5254049	9172139-9	00469	43,306	38,000	5,306	12.3%	COPR	FCI
04/14/05	04/29/05	NJA5254078	9172064-9	00476	48,818	38,000	10,818	22.2%	COPR	FCI
04/14/05	04/29/05	NJA5254088	9172085-4	00477	23,108	36,000	(12,892)	-55.8%	COPR	FCI
04/14/05	04/29/05	NJA5254050	9172138-1	00478	16,405	30,000	(13,595)	-82.9%	COPR	FCI
04/15/05	04/29/05	NJA5254086	9172087-0	00479	47,605	38,000	9,605	20.2%	COPR	FCI
04/18/05	06/13/05	NJA5254235	9172297-5	00502	35,370	30,000	5,370	15.2%	COPR	FCI
04/18/05	04/29/05	NJA5254039	9172109-2	00504	39,227	38,000	1,227	3.1%	COPR	FCI
04/18/05	04/29/05	NJA5254184	9172050-8	00507	41,234	44,000	(2,766)	-6.7%	COPR	FCI
04/18/05	06/13/05	NJA5253946	9172009-4	00508	37,230	42,000	(4,770)	-12.8%	COPR	FCI
04/18/05	06/13/05	NJA5254236	9172298-3	00509	34,660	30,000	4,660	13.4%	COPR	FCI
04/18/05	04/29/05	NJA5254174	9172045-8	00510	35,126	38,000	(2,874)	-8.2%	COPR	FCI
04/18/05	06/13/05	NJA5254237	9172299-1	00511	33,450	40,000	(6,550)	-19.6%	COPR	FCI
04/18/05	04/29/05	NJA5254183	9172051-6	00512	25,886	36,000	(10,114)	-39.1%	COPR	FCI
04/18/05	04/29/05	NJA5254182	9172052-4	00513	29,238	38,000	(8,762)	-30.0%	COPR	FCI
04/19/05	05/05/05	NJA5254180	9172039-1	00514	44,784	40,000	4,784	10.7%	COPR	FCI
04/19/05	05/27/05	NJA5254234	9172296-7	00515	42,290	40,000	2,290	5.4%	COPR	FCI
04/19/05	05/27/05	NJA5254231	9172293-4	00516	9,650	36,000	(26,350)	-273.1%	COPR	FCI
04/19/05	05/09/05	NJA5254179	9172040-9	00517	42,380	44,000	(1,620)	-3.8%	COPR	FCI
04/19/05	05/27/05	NJA5254230	9172292-6	00518	53,970	44,000	9,970	18.5%	COPR	FCI
04/19/05	05/27/05	NJA5254232	9172294-2	00519	48,770	44,000	4,770	9.8%	COPR	FCI
04/19/05	05/09/05	NJA5254194	9172029-2	00520	37,573	41,000	(3,427)	-9.1%	COPR	FCI
04/19/05	05/27/05	NJA5254233	9172295-9	00521	35,670	40,000	(4,330)	-12.1%	COPR	FCI
04/19/05	05/09/05	NJA5254195	9172028-4	00522	39,249	38,000	1,249	3.2%	COPR	FCI
04/19/05	05/09/05	NJA5254181	9172038-3	00523	39,249	38,000	1,249	3.2%	COPR	FCI
04/19/05	05/09/05	NJA5254178	9172041-7	00524	16,296	20,000	(3,704)	-22.7%	COPR	FCI
04/20/05	05/09/05	NJA5254264	9172338-7	00525	40,726	38,000	2,726	6.7%	COPR	FCI
04/21/05	05/27/05	NJA5254243	9172305-6	00526	47,421	44,000	3,421	7.2%	COPR	FCI
04/21/05	05/27/05	NJA5254229	9172291-8	00527	38,316	44,000	(5,684)	-14.8%	COPR	FCI
04/21/05	05/27/05	NJA5254242	9172304-9	00528	39,396	40,000	(604)	-1.5%	COPR	FCI
04/21/05	05/09/05	NJA5254263	9172337-9	00529	32,127	38,000	(5,873)	-18.3%	COPR	FCI
04/21/05	05/09/05	NJA5254260	9172334-6	00530	37,639	30,000	7,639	20.3%	COPR	FCI
04/21/05	05/09/05	NJA5254261	9172335-3	00531	36,118	41,000	(4,882)	-13.5%	COPR	FCI
04/21/05	05/09/05	NJA5254262	9172336-1	00532	38,918	38,000	918	2.4%	COPR	FCI
04/21/05	05/27/05	NJA5254240	9172302-3	00533	41,028	40,000	1,028	2.5%	COPR	FCI
04/21/05	05/27/05	NJA5254241	9172303-1	00534	40,190	40,000	190	0.5%	COPR	FCI
04/22/05	05/27/05	NJA5254247	9172309-8	00535	42,071	44,000	(1,929)	-4.6%	COPR	FCI

(2005) HONEYWELL SA-7 WASTE TRACKING: STABLEX CANADA										
Date Shipped	**Date of Return Manifest**	**State Manifest**	**Canadian Manifest**	**Man. Doc #**	**Facilty Manifest Weight (lbs)**	**Estimated Weight (lbs)**	**Manifest - Estimate (lbs)**	**Manifest - Estimate (%)**	**Material**	**Transporter**
04/22/05	05/27/05	NJA5254238	9172300-7	00536	39,249	40,000	(751)	-1.9%	COPR	FCI
04/22/05	05/27/05	NJA5254239	9172301-5	00537	37,397	35,000	2,397	6.4%	COPR	FCI
04/22/05	05/05/05	NJA5254257	9172331-2	00538	49,745	38,000	11,745	23.6%	COPR	FCI
04/22/05	05/27/05	NJA5254245	9172307-2	00539	34,729	30,000	4,729	13.6%	COPR	FCI
04/22/05	05/27/05	NJA5254246	9172308-0	00540	46,768	44,000	2,768	5.9%	COPR	FCI
04/22/05	05/09/05	NJA5254255	9172329-6	00541	47,628	38,000	9,628	20.2%	COPR	FCI
04/25/05	05/09/05	NJA5254254	9172328-8	00542	30,451	38,000	(7,549)	-24.8%	COPR	FCI
04/25/05	05/09/05	NJA5254253	9172327-0	00543	40,197	38,000	2,197	5.5%	COPR	FCI
04/26/05	05/27/05	NJA5254244	9172306-4	00544	31,685	40,000	(8,315)	-26.2%	COPR	FCI
04/26/05	05/27/05	NJA5254248	9172310-6	00545	44,364	40,000	4,364	9.8%	COPR	FCI
04/26/05	05/27/05	NJA5254285	9172397-3	00546	28,665	40,000	(11,335)	-39.5%	COPR	FCI
04/26/05	05/09/05	NJA5254256	9172330-4	00547	18,654	35,000	(16,346)	-87.6%	COPR	FCI
04/26/05	05/27/05	NJA5254287	9172399-9	00548	30,098	30,000	98	0.3%	COPR	FCI
04/26/05	05/27/05	NJA5254286	9172398-1	00549	39,028	40,000	(972)	-2.5%	COPR	FCI
04/27/05	05/05/05	NJA5254250	9172324-7	00550	25,578	38,000	(12,422)	-48.6%	COPR	FCI
04/27/05	05/05/05	NJA5254251	9172325-4	00551	35,346	38,000	(2,654)	-7.5%	COPR	FCI
04/27/05	05/27/05	NJA5254284	9172396-5	00552	27,970	40,000	(12,030)	-43.0%	COPR	FCI
04/27/05	05/27/05	NJA5254280	9172392-4	00553	39,450	40,000	(550)	-1.4%	COPR	FCI
04/27/05	05/27/05	NJA5254283	9172395-7	00554	37,750	30,000	7,750	20.5%	COPR	FCI
04/27/05	05/27/05	NJA5254281	9172393-2	00555	35,690	35,000	690	1.9%	COPR	FCI
04/27/05	05/27/05	NJA5254282	9172394-0	00556	43,500	44,000	(500)	-1.1%	COPR	FCI
04/27/05	05/05/05	NJA5254252	9172326-2	00557	26,791	40,000	(13,209)	-49.3%	COPR	FCI
04/27/05	05/05/05	NJA5254259	9172333-8	00558	22,381	40,000	(17,619)	-78.7%	COPR	FCI
04/27/05	05/05/05	NJA5254258	9172332-0	00559	35,148	35,000	148	0.4%	COPR	FCI
04/27/05	05/05/05	NJA5254268	9172343-7	00560	44,321	38,000	6,321	14.3%	COPR	FCI
04/28/05	05/05/05	NJA5254269	9172344-5	00561	34,817	38,000	(3,183)	-9.1%	COPR	FCI
04/28/05	05/09/05	NJA5254266	9172341-1	00562	36,779	41,000	(4,221)	-11.5%	COPR	FCI
04/28/05	05/05/05	NJA5254267	9172342-9	00563	39,403	36,000	3,403	8.6%	COPR	FCI
04/29/05	05/09/05	NJA5254249	9172339-5	00564	28,003	35,000	(6,997)	-25.0%	COPR	FCI
04/29/05	05/09/05	NJA5254265	9172340-3	00565	17,001	38,000	(20,999)	-123.5%	COPR	FCI

1,657.85	**TONS**	**APRIL SUB-TOTAL:**	3,315,697	3,505,000	(189,303)	-5.40%
4,139.01	**TONS**	**CUMULATIVE TOTAL:**	8,278,017	9,012,000	(733,983)	-8.14%

05/02/05	05/09/05	NJA5254272	9172347-8	00566	42,358	38,000	4,358	10.3%	COPR	FCI
05/02/05	05/09/05	NJA5254298	9172468-2	00567	35,192	38,000	(2,808)	-8.0%	COPR	FCI
05/02/05	05/09/05	NJA5254273	9172348-6	00568	28,268	38,000	(9,732)	-34.4%	COPR	FCI
05/02/05	05/09/05	NJA5254270	9172345-2	00569	44,296	33,000	11,296	25.5%	COPR	FCI
05/03/05	05/27/05	NJA5254278	9172390-8	00571	17,088	25,000	(7,912)	-46.3%	COPR	FCI
05/03/05	05/09/05	NJA5254296	9172466-6	00572	22,910	36,000	(13,090)	-57.1%	COPR	FCI
05/03/05	05/27/05	NJA5254277	9172389-0	00573	27,496	35,000	(7,504)	-27.3%	COPR	FCI
05/03/05	05/09/05	NJA5254308	9172478-1	00574	35,831	41,000	(5,169)	-14.4%	COPR	FCI
05/03/05	05/09/05	NJA5254293	9172463-3	00575	36,471	34,000	2,471	6.8%	COPR	FCI
05/03/05	05/27/05	NJA5254279	9172391-6	00576	38,278	30,000	8,278	21.6%	COPR	FCI
05/03/05	05/27/05	NJA5254275	9172387-4	00577	24,784	30,000	(5,216)	-21.0%	COPR	FCI
05/03/05	05/27/05	NJA5254276	9172388-2	00578	31,950	40,000	(8,050)	-25.2%	COPR	FCI
05/03/05	05/09/05	NJA5254294	9172464-1	00579	38,389	40,000	(1,611)	-4.2%	COPR	FCI
05/03/05	05/09/05	NJA5254297	9172467-4	00580	27,606	32,000	(4,394)	-15.9%	COPR	FCI
05/03/05	05/09/05	NJA5254271	9172346-0	00581	39,028	38,000	1,028	2.6%	COPR	FCI
05/04/05	05/27/05	NJA5254274	9172386-6	00582	45,269	38,000	7,269	16.1%	COPR	FCI
05/04/05	05/27/05	NJA5254288	9172400-5	00583	27,915	25,000	2,915	10.4%	COPR	FCI
05/04/05	05/27/05	NJA5254320	9180532-5	00584	40,638	40,000	638	1.6%	COPR	FCI
05/04/05	05/27/05	NJA5254319	9180531-7	00585	48,091	44,000	4,091	8.5%	COPR	FCI
05/04/05	05/27/05	NJA5254321	9180533-3	00586	44,387	40,000	4,387	9.9%	COPR	FCI
05/04/05	05/09/05	NJA5254289	9172459-1	00587	20,220	32,000	(11,780)	-58.3%	COPR	FCI
05/04/05	05/27/05	NJA5254295	9172465-8	00588	16,008	36,000	(19,992)	-124.9%	COPR	FCI
05/04/05	05/27/05	NJA5254306	9172476-5	00589	38,080	41,000	(2,920)	-7.7%	COPR	FCI
05/04/05	05/27/05	NJA5254307	9172477-3	00590	43,725	40,000	3,725	8.5%	COPR	FCI
05/05/05	05/27/05	NJA5254290	9172460-9	00591	34,266	32,000	2,266	6.6%	COPR	FCI
05/05/05	05/27/05	NJA5254291	9172461-7	00592	33,802	38,000	(4,198)	-12.4%	COPR	FCI
05/06/05	05/27/05	NJA5254304	9172474-0	00593	40,307	38,000	2,307	5.7%	COPR	FCI
05/09/05	05/27/05	NJA5254305	9172475-7	00595	29,481	38,000	(8,519)	-28.9%	COPR	FCI
05/10/05	06/13/05	NJA5254337	9180549-9	00596	29,920	35,000	(5,080)	-17.0%	COPR	FCI
05/10/05	06/13/05	NJA5254336	9180548-1	00597	37,040	35,000	2,040	5.5%	COPR	FCI
05/10/05	06/13/05	NJA5254314	9180551-5	00598	45,180	44,000	1,180	2.6%	COPR	FCI
05/10/05	06/13/05	NJA5254338	9180550-7	00599	30,560	44,000	(13,440)	-44.0%	COPR	FCI
05/10/05	06/13/05	NJA5254335	9180547-3	00600	47,040	44,000	3,040	6.5%	COPR	FCI
05/11/05	05/27/05	NJA5254303	9172473-2	00601	42,623	38,000	4,623	10.8%	COPR	FCI
05/11/05	05/27/05	NJA5254302	9172472-4	00602	44,254	38,000	6,254	14.1%	COPR	FCI
05/12/05	05/27/05	NJA5254300	9172470-8	00604	31,818	38,000	(6,182)	-19.4%	COPR	FCI
05/13/05	05/27/05	NJA5233361	9180585-3	00606	34,067	38,000	(3,933)	-11.5%	COPR	FCI
05/13/05	05/27/05	NJA5254292	9172462-5	00607	25,137	30,000	(4,863)	-19.3%	COPR	FCI
05/18/05	05/27/05	NJA5233349	9180573-9	00608	47,297	38,000	9,297	19.7%	COPR	FCI
05/18/05	05/27/05	NJA5233348	9180572-1	00609	37,441	38,000	(559)	-1.5%	COPR	FCI

(2005) HONEYWELL SA-7 WASTE TRACKING: STABLEX CANADA										
Date Shipped	**Date of Return Manifest**	**State Manifest**	**Canadian Manifest**	**Man. Doc #**	**Facilty Manifest Weight (lbs)**	**Estimated Weight (lbs)**	**Manifest - Estimate (lbs)**	**Manifest - Estimate (%)**	**Material**	**Transporter**
05/18/05	05/27/05	NJA5233337	9180561-4	00610	29,348	38,000	(8,652)	-29.5%	COPR	FCI
05/18/05	06/13/05	NJA5233338	9180562-2	00611	36,008	38,000	(1,992)	-5.5%	COPR	FCI
05/20/05	06/13/05	NJA5233350	9180574-7	00612	34,155	38,000	(3,845)	-11.3%	COPR	FCI
05/20/05	05/27/05	NJA5233402	9180626-5	00613	46,592	46,000	592	1.3%	Diag COPR	Horwith
05/20/05	05/27/05	NJA5233403	9180627-3	00614	52,303	46,000	6,303	12.1%	Diag COPR	Horwith
05/20/05	05/27/05	NJA5233404	9180628-1	00615	54,177	44,000	10,177	18.8%	Diag COPR	Horwith
05/20/05	05/27/05	NJA5233406	9180630-7	00616	53,229	45,000	8,229	15.5%	Diag COPR	Horwith
05/20/05	05/27/05	NJA5233405	9180629-9	00617	44,144	43,580	564	1.3%	Diag COPR	Horwith
05/23/05	05/27/05	NJA5233408	9180632-3	00618	46,944	46,400	544	1.2%	Diag COPR	Horwith
05/23/05	05/27/05	NJA5233407	9180631-5	00619	48,951	48,780	171	0.3%	Diag COPR	Horwith
05/23/05	05/27/05	NJA5233409	9180633-1	00620	49,017	48,680	337	0.7%	Diag COPR	Horwith
05/23/05	05/27/05	NJA5233339	9180563-0	00621	29,767	35,000	(5,233)	-17.6%	COPR	FCI
05/23/05	05/27/05	NJA5233410	9180634-9	00622	44,276	44,100	176	0.4%	Diag COPR	Horwith
05/23/05	05/27/05	NJA5233411	9180635-6	00623	46,944	46,880	64	0.1%	Diag COPR	Horwith
05/23/05	05/27/05	NJA5233416	9180640-6	00624	39,778	39,780	(2)	0.0%	Diag COPR	Horwith
05/23/05	05/27/05	NJA5233415	9180639-8	00625	44,871	44,900	(29)	-0.1%	Diag COPR	Horwith
05/23/05	05/27/05	NJA5233414	9180638-0	00626	43,328	43,440	(112)	-0.3%	Diag COPR	Horwith
05/23/05	05/27/05	NJA5233413	9180637-2	00627	47,628	47,640	(12)	0.0%	Diag COPR	Horwith
05/24/05	05/27/05	NJA5233412	9180636-4	00628	46,085	45,820	265	0.6%	Diag COPR	Horwith
05/24/05	05/27/05	NJA5233426	9180650-5	00629	46,327	46,140	187	0.4%	Diag COPR	Horwith
05/24/05	05/27/05	NJA5233417	9180641-4	00630	46,062	45,840	222	0.5%	Diag COPR	Horwith
05/24/05	05/27/05	NJA5233340	9180564-8	00631	35,324	35,260	64	0.2%	COPR/Asphalt	FCI
05/24/05	05/27/05	NJA5233418	9180642-2	00632	43,827	43,660	167	0.4%	Diag COPR	Horwith
05/24/05	05/27/05	NJA5233419	9180643-0	00633	47,178	46,920	258	0.5%	Diag COPR	Horwith
05/24/05	05/27/05	NJA5233341	9180565-5	00634	36,206	36,960	(754)	-2.1%	COPR	FCI
05/24/05	05/27/05	NJA5233420	9180644-8	00635	47,311	47,040	271	0.6%	Diag COPR	Horwith
05/24/05	05/27/05	NJA5233421	9180645-5	00636	41,887	41,980	(93)	-0.2%	Diag COPR	Horwith
05/24/05	05/27/05	NJA5233422	9180646-3	00637	41,873	41,700	173	0.4%	Diag COPR	Horwith
05/24/05	05/27/05	NJA5233423	9180647-1	00638	44,290	44,440	(150)	-0.3%	Diag COPR	Horwith
05/24/05	05/27/05	NJA5233424	9180648-9	00639	44,114	44,300	(186)	-0.4%	Diag COPR	Horwith
05/25/05	05/27/05	NJA5233427	9180651-3	00640	46,415	46,160	255	0.5%	Diag COPR	Horwith
05/25/05	05/27/05	NJA5233428	9180652-1	00641	50,009	48,000	2,009	4.0%	Diag COPR	Horwith
05/25/05	05/27/05	NJA5233429	9180653-9	00642	51,002	40,000	11,002	21.6%	Diag COPR	Horwith
05/25/05	06/13/05	NJA5233430	9180654-7	00644	42,835	43,000	(165)	-0.4%	Diag COPR	Horwith
05/25/05	05/27/05	NJA5233431	9180655-4	00645	42,424	42,520	(96)	-0.2%	Diag COPR	Horwith
05/25/05	05/27/05	NJA5233432	9180656-2	00648	51,367	49,500	1,867	3.6%	Diag COPR	Horwith
05/25/05	05/27/05	NJA5233342	9180566-3	00650	17,684	19,000	(1,316)	-7.4%	Diag COPR	FCI
05/25/05	05/27/05	NJA5233433	9180657-0	00651	40,873	40,900	(27)	-0.1%	Diag COPR	Horwith
05/25/05	05/27/05	NJA5233434	9180658-8	00652	48,589	47,700	889	1.8%	Diag COPR	Horwith
05/25/05	06/13/05	NJA5233343	9180568-9	00655	30,473	30,000	473	1.6%	Diag COPR	FCI
05/26/05	06/13/05	NJA5233440	9180664-6	00656	43,637	44,000	(363)	-0.8%	Diag COPR	Horwith
05/26/05	06/13/05	NJA5233441	9180665-3	00657	47,980	47,040	940	2.0%	Diag COPR	Horwith
05/26/05	06/13/05	NJA5254172	9172047-4	00658	48,047	48,320	(273)	-0.6%	Diag COPR	U.S. Bulk
05/26/05	06/13/05	NJA5254173	9172046-6	00659	41,939	42,440	(501)	-1.2%	Diag COPR	U.S. Bulk
05/26/05	06/13/05	NJA5233347	9180571-3	00660	43,526	49,000	(5,474)	-12.6%	COPR	FCI
05/26/05	06/13/05	NJA5233425	9180649-7	00661	50,781	48,000	2,781	5.5%	Diag COPR	Horwith
05/26/05	06/13/05	NJA5254107	9172062-3	00662	46,349	46,140	209	0.5%	Diag COPR	Horwith
05/26/05	06/13/05	NJA5233438	9180662-0	00663	45,687	45,480	207	0.5%	Diag COPR	Horwith
05/26/05	06/13/05	NJA5233346	9180570-5	00664	30,759	31,800	(1,041)	-3.4%	COPR	FCI
05/26/05	06/13/05	NJA5233439	9180663-8	00665	46,701	46,400	301	0.6%	Diag COPR	Horwith
05/26/05	06/13/05	NJA5233435	9180659-6	00666	47,672	47,800	(128)	-0.3%	Diag COPR	Horwith
05/26/05	06/13/05	NJA5233436	9180660-4	00667	44,762	44,500	262	0.6%	Diag COPR	Horwith
05/27/05	06/13/05	NJA5233437	9180661-2	00668	45,798	45,000	798	1.7%	Diag COPR	Horwith
05/27/05	06/13/05	NJA5254108	9172061-5	00669	45,688	45,000	688	1.5%	Diag COPR	Horwith
05/27/05	06/13/05	NJA5233457	9180757-8	00670	48,753	45,000	3,753	7.7%	Diag COPR	Horwith
05/27/05	06/13/05	NJA5233345	9180569-7	00671	35,787	38,000	(2,213)	-6.2%	Site Work	FCI
05/27/05	06/13/05	NJA5233464	9180764-4	00672	44,100	44,000	100	0.2%	Diag COPR	Horwith
05/27/05	06/13/05	NJA5233458	9180758-6	00673	51,399	49,000	2,399	4.7%	Diag COPR	Horwith
05/27/05	06/13/05	NJA5233463	9180763-6	00674	44,188	44,000	188	0.4%	Diag COPR	Horwith
05/27/05	06/13/05	NJA5233459	9180759-4	00675	51,156	48,000	3,156	6.2%	Diag COPR	Horwith
05/31/05	06/13/05	NJA5233460	9180760-2	00676	48,686	48,420	266	0.5%	Diag COPR	Horwith
05/31/05	06/13/05	NJA5233461	9180761-0	00677	46,614	46,540	74	0.2%	Diag COPR	Horwith
05/31/05	06/13/05	NJA5233462	9180762-8	00678	45,679	45,760	(81)	-0.2%	Diag COPR	Horwith
05/31/05	06/13/05	NJA5233442	9180742-0	00679	48,545	48,300	245	0.5%	Diag COPR	Horwith
05/31/05	06/13/05	NJA5233471	9180771-9	00680	47,222	47,380	(158)	-0.3%	Diag COPR	Horwith
05/31/05	06/13/05	NJA5233351	9180575-4	00681	32,038	30,900	1,138	3.6%	Site Work	FCI
05/31/05	06/13/05	NJA5233470	9180770-1	00682	47,487	47,440	47	0.1%	Diag COPR	Horwith
05/31/05	06/13/05	NJA5233469	9180769-3	00683	45,114	45,080	34	0.1%	Diag COPR	Horwith
05/31/05	06/13/05	NJA5233468	9180768-5	00685	45,908	45,600	308	0.7%	Diag COPR	Horwith
05/31/05	06/13/05	NJA5233467	9180767-7	00686	46,790	46,560	230	0.5%	Diag COPR	Horwith

2,248.46	**TONS**	**MAY SUB-TOTAL:**	4,496,918	4,531,920	(35,002)	-0.77%
6,387.47	**TONS**	**CUMULATIVE TOTAL:**	12,774,935	13,543,920	(768,985)	-5.68%

(2005) HONEYWELL SA-7 WASTE TRACKING: STABLEX CANADA										
Date Shipped	Date of Return Manifest	State Manifest	Canadian Manifest	Man. Doc #	Facilty Manifest Weight (lbs)	Estimated Weight (lbs)	Manifest - Estimate (lbs)	Manifest - Estimate (%)	Material	Transporter
06/01/05	06/13/05	NJA5233466	9180766-9	00696	45,952	45,540	412	0.9%	Diag COPR	Horwith
06/01/05	06/13/05	NJA5233465	9180765-1	00697	43,416	43,300	116	0.3%	Diag COPR	Horwith
06/01/05	06/13/05	NJA5233452	9180752-9	00702	49,868	48,900	968	1.9%	Diag COPR	Horwith
06/01/05	06/13/05	NJA5233443	9180743-8	00703	50,684	49,780	904	1.8%	Diag COPR	Horwith
06/01/05	06/13/05	NJA5233444	9180744-6	00705	43,717	43,820	(103)	-0.2%	Diag COPR	Horwith
06/01/05	06/13/05	NJA5233445	9180745-3	00706	41,865	41,760	105	0.3%	Diag COPR	Horwith
06/01/05	06/13/05	NJA5233446	9180746-1	00707	47,583	47,600	(17)	0.0%	Diag COPR	Horwith
06/01/05	06/13/05	NJA5233352	9180576-2	00712	34,618	35,500	(882)	-2.5%	Site Work	FCI
06/03/05	06/13/05	NJA5233353	9180577-0	00714	39,359	39,200	159	0.4%	Site Work	FCI
06/03/05	06/13/05	NJA5254217	9180820-4	00715	45,114	44,980	134	0.3%	Diag COPR	Horwith
06/03/05	06/13/05	NJA5233532	9180823-8	00716	41,763	41,540	223	0.5%	Diag COPR	Horwith
06/03/05	06/13/05	NJA5233534	9180825-3	00717	35,875	35,700	175	0.5%	Diag COPR	Horwith
06/03/05	06/13/05	NJA5233487	9180827-9	00718	45,247	45,260	(13)	0.0%	Diag COPR	Horwith
06/03/05	06/13/05	NJA5233489	9180829-5	00719	41,498	42,060	(562)	-1.4%	Diag COPR	Horwith
06/03/05	06/13/05	NJA5233488	9180828-7	00720	51,729	49,460	2,269	4.4%	Diag COPR	Horwith
06/03/05	06/13/05	NJA5233486	9180826-1	00721	43,725	43,640	85	0.2%	Diag COPR	Horwith
06/03/05	06/13/05	NJA5233533	9180824-6	00722	49,767	49,700	67	0.1%	Diag COPR	Horwith
06/03/05	06/13/05	NJA5233531	9180822-0	00729	47,385	47,500	(115)	-0.2%	Diag COPR	Horwith
06/03/05	06/13/05	NJA5233530	9180821-2	00735	47,553	47,260	293	0.6%	Diag COPR	Horwith
06/06/05	06/13/05	NJA5233355	9180579-6	00736	26,703	26,840	(137)	-0.5%	Site Work	FCI
06/06/05	06/13/05	NJA5233447	9180747-9	00737	48,444	48,220	224	0.5%	Diag COPR	Horwith
06/06/05	06/13/05	NJA5233448	9180748-7	00738	47,804	47,600	204	0.4%	Diag COPR	Horwith
06/06/05	06/13/05	NJA5233449	9180749-5	00739	46,349	46,160	189	0.4%	Diag COPR	Horwith
06/06/05	06/13/05	NJA5233450	9180750-3	00740	48,312	47,980	332	0.7%	Diag COPR	Horwith
06/06/05	06/13/05	NJA5233451	9180751-1	00741	46,340	46,100	240	0.5%	Diag COPR	Horwith
06/06/05	06/13/05	NJA5233453	9180753-7	00742	46,098	45,960	138	0.3%	Diag COPR	Horwith
06/06/05	06/13/05	NJA5233454	9180754-7	00743	45,136	44,900	236	0.5%	Diag COPR	Horwith
06/06/05	06/13/05	NJA5233455	9180755-2	00744	45,790	45,500	290	0.6%	Diag COPR	Horwith
06/06/05	06/13/05	NJA5233456	9180756-0	00745	45,260	45,000	260	0.6%	Diag COPR	Horwith
06/06/05	06/13/05	NJA5233356	9180580-4	00751	41,145	41,620	(475)	-1.2%	Site Work	FCI
06/06/05	06/13/05	NJA5233490	9180830-3	00752	44,180	43,880	300	0.7%	Diag COPR	Horwith
06/06/05	06/13/05	NJA5233519	9180859-2	00756	45,688	45,660	28	0.1%	Diag COPR	Horwith
06/06/05	06/13/05	NJA5233359	9180583-8	00759	41,322	41,060	262	0.6%	Site Work	FCI
06/07/05	06/13/05	NJA5233358	9180582-0	00760	35,434	40,940	(5,506)	-15.5%	Site Work	FCI
06/07/05	06/13/05	NJA5233520	9180860-0	00762	47,408	47,080	328	0.7%	Diag COPR	Horwith
06/07/05	06/13/05	NJA5233521	9180861-8	00763	42,534	42,200	334	0.8%	Diag COPR	Horwith
06/07/05	06/13/05	NJA5233522	9180862-6	00764	44,797	44,620	177	0.4%	Diag COPR	Horwith
06/07/05	06/13/05	NJA5233523	9180863-4	00767	44,828	44,440	388	0.9%	Diag COPR	Horwith
06/07/05	06/13/05	NJA5233529	9180869-1	00770	48,810	48,500	310	0.6%	Diag COPR	Horwith
06/07/05	06/13/05	NJA5233524	9180864-2	00771	43,188	42,980	208	0.5%	Diag COPR	Horwith
06/07/05	06/13/05	NJA5233525	9180865-9	00774	47,893	47,680	213	0.4%	Diag COPR	Horwith
06/08/05	06/13/05	NJA5233526	9180866-7	00778	47,090	46,980	110	0.2%	Diag COPR	Horwith
06/08/05	06/13/05	NJA5233527	9180867-5	00780	52,964	51,280	1,684	3.2%	Diag COPR	Horwith
06/08/05	06/13/05	NJA5233357	9180581-2	00781	28,576	34,420	(5,844)	-20.5%	Site Work	FCI
06/08/05	06/13/05	NJA5254309	9172479-9	00783	26,768	32,640	(5,872)	-21.9%	Site Work	FCI
06/09/05	06/13/05	NJA5254313	9172483-1	00784	30,495	34,440	(3,945)	-12.9%	Site Work	FCI
06/10/05	07/12/05	NJA5254299	9172469-0	00785	32,303	37,360	(5,057)	-15.7%	Site Work	FCI
06/10/05	07/12/05	NJA5234312	9172482-3	00786	27,386	26,820	566	2.1%	Site Work	FCI
06/10/05	07/12/05	NJA5254311	9172481-5	00787	34,244	35,320	(1,076)	-3.1%	Site Work	FCI
06/13/05	07/12/05	NJA5233360	9180584-6	00788	26,681	27,360	(679)	-2.5%	Site Work	FCI
06/13/05	07/12/05	NJA5254310	9172480-7	00789	40,087	35,060	5,027	12.5%	Site Work	FCI
06/14/05	07/12/05	NJA5220151	9173761-9	00790	18,852	19,740	(888)	-4.7%	Site Work	FCI
06/14/05	07/12/05	NJA5254334	9180546-5	00791	38,676	38,760	(84)	-0.2%	Site Work	FCI
06/15/05	07/12/05	NJA5233528	9180868-3	00792	47,826	47,480	346	0.7%	Diag COPR	Horwith
06/15/05	07/12/05	NJA5233515	9180855-0	00793	47,959	47,680	279	0.6%	Diag COPR	Horwith
06/15/05	07/12/05	NJA5233516	9180856-8	00794	45,357	45,020	337	0.7%	Diag COPR	Horwith
06/15/05	07/12/05	NJA5233517	9180857-6	00795	46,151	46,000	151	0.3%	Diag COPR	Horwith
06/15/05	07/12/05	NJA5233518	9180858-4	00796	50,517	47,180	3,337	6.6%	Diag COPR	Horwith
06/15/05	07/12/05	NJA5233503	9180843-6	00799	46,834	46,380	454	1.0%	Diag COPR	Horwith
06/15/05	07/12/05	NJA5233504	9180844-4	00800	51,833	48,340	3,493	6.7%	Diag COPR	Horwith
06/15/05	07/12/05	NJA5233505	9180845-1	00801	45,246	43,960	1,286	2.8%	Diag COPR	Horwith
06/15/05	07/12/05	NJA5233506	9180846-9	00803	45,886	45,320	566	1.2%	Diag COPR	Horwith
06/15/05	07/12/05	NJA5233507	9180847-7	00804	41,939	42,020	(81)	-0.2%	Diag COPR	Horwith
06/16/05	07/12/05	NJA5254340	9180530-9	00812	47,782	49,020	(1,238)	-2.6%	Site Work	FCI
06/16/05	07/12/05	NJA5254331	9180543-2	00813	48,686	49,640	(954)	-2.0%	Site Work	FCI
06/16/05	07/12/05	NJA5254332	9180544-0	00814	30,054	30,200	(146)	-0.5%	Site Work	FCI
06/16/05	07/12/05	NJA5254339	9180529-1	00815	47,648	48,040	(392)	-0.8%	Site Work	FCI
06/16/05	07/12/05	NJA5254330	9180542-4	00816	49,105	47,940	1,165	2.4%	Site Work	FCI
06/16/05	07/12/05	NJA5254333	9180545-7	00817	42,953	41,600	1,353	3.1%	Site Work	FCI
06/17/05	08/01/05	NJA5254316	9180553-1	00818	42,666	43,400	(734)	-1.7%	Site Work	FCI
06/17/05	08/01/05	NJA5254328	9180540-8	00819	31,972	32,280	(308)	-1.0%	Site Work	FCI
06/17/05	08/01/05	NJA5254326	9180538-2	00820	50,428	49,960	468	0.9%	Site Work	FCI
06/17/05	08/01/05	NJA5254327	9180539-0	00821	40,175	39,840	335	0.8%	Site Work	FCI
06/17/05	08/01/05	NJA5254325	9180537-4	00822	24,277	24,200	77	0.3%	Site Work	FCI

(2005) HONEYWELL SA-7 WASTE TRACKING: STABLEX CANADA										
Date Shipped	**Date of Return Manifest**	**State Manifest**	**Canadian Manifest**	**Man. Doc #**	**Facilty Manifest Weight (lbs)**	**Estimated Weight (lbs)**	**Manifest - Estimate (lbs)**	**Manifest - Estimate (%)**	**Material**	**Transporter**
06/20/05	07/12/05	NJA5233508	9180848-5	00823	49,745	49,000	745	1.5%	Diag COPR	Horwith
06/20/05	07/12/05	NJA5233509	9180849-3	00824	45,379	45,000	379	0.8%	Diag COPR	Horwith
06/20/05	07/12/05	NJA5233510	9180850-1	00825	46,989	47,000	(11)	0.0%	Diag COPR	Horwith
06/20/05	07/12/05	NJA5233491	9180831-1	00831	43,372	43,400	(28)	-0.1%	Diag COPR	Horwith
06/20/05	07/12/05	NJA5233511	9180851-9	00832	47,099	46,800	299	0.6%	Diag COPR	Horwith
06/20/05	07/12/05	NJA5233512	9180852-7	00833	46,746	46,800	(54)	-0.1%	Diag COPR	Horwith
06/20/05	07/12/05	NJA5233513	9180853-5	00836	44,629	44,200	429	1.0%	Diag COPR	Horwith
06/20/05	07/12/05	NJA5233514	9180854-3	00837	46,570	46,300	270	0.6%	Diag COPR	Horwith
06/20/05	07/12/05	NJA5233492	9180832-9	00839	46,062	46,000	62	0.1%	Diag COPR	Horwith
06/20/05	07/12/05	NJA5233493	9180833-7	00843	47,143	46,700	443	0.9%	Diag COPR	Horwith
06/20/05	07/12/05	NJA5254329	9180541-6	00848	30,340	30,400	(60)	-0.2%	Site Work	FCI
06/20/05	07/12/05	NJA5254324	9180536-6	00849	34,398	35,280	(882)	-2.6%	Site Work	FCI
06/21/05	07/12/05	NJA5233494	9180834-5	00850	50,913	50,100	813	1.6%	Diag COPR	Horwith
06/21/05	07/12/05	NJA5233495	9180835-2	00851	49,635	49,600	35	0.1%	Diag COPR	Horwith
06/21/05	07/12/05	NJA5233496	9180836-0	00855	42,336	42,180	156	0.4%	Diag COPR	Horwith
06/21/05	07/12/05	NJA5233497	9180837-8	00856	50,120	49,800	320	0.6%	Diag COPR	Horwith
06/21/05	07/12/05	NJA5233498	9180838-2	00857	45,930	45,640	290	0.6%	Diag COPR	Horwith
06/21/05	07/12/05	NJA5233499	9180839-4	00862	45,533	45,520	13	0.0%	Diag COPR	Horwith
06/21/05	07/12/05	NJA5254323	9180535-8	00864	44,100	43,640	460	1.0%	Site Work	FCI
06/21/05	07/12/05	NJA5233500	9180840-2	00865	49,127	48,800	327	0.7%	Diag COPR	Horwith
06/21/05	07/12/05	NJA5233501	9180841-0	00866	47,385	45,500	1,885	4.0%	Diag COPR	Horwith
06/21/05	07/12/05	NJA5233502	9180842-8	00867	45,820	45,580	240	0.5%	Diag COPR	Horwith
06/21/05	07/12/05	NJA5254322	9180534-1	00868	42,093	42,560	(467)	-1.1%	Site Work	FCI
06/21/05	07/12/05	NJA5254219	9172281-9	00869	43,394	43,140	254	0.6%	Diag COPR	Horwith
06/22/05	07/12/05	NJA5254315	9180552-3	00872	25,578	26,100	(522)	-2.0%	Site Work	FCI
06/22/05	07/12/05	NJA5254193	9172030-0	00873	32,083	32,820	(737)	-2.3%	Site Work	FCI
06/23/05	07/12/05	NJA5254170	9172049-0	00876	42,182	42,200	(18)	0.0%	Site Work	FCI
06/23/05	07/12/05	NJA5254171	9172048-2	00877	27,937	27,820	117	0.4%	Site Work	FCI
06/27/05	07/12/05	NJA5233567	9180039-1	00891	16,824	14,340	2,484	14.8%	Site Work	FCI
06/27/05	07/12/05	NJA5233568	9180040-9	00892	31,399	34,000	(2,601)	-8.3%	Site Work	FCI
06/28/05	07/12/05	NJA5233569	9180041-7	00907	38,764	39,120	(356)	-0.9%	Site Work	FCI
06/28/05	07/12/05	NJA5233570	9180042-5	00908	35,853	37,180	(1,327)	-3.7%	Site Work	FCI
06/28/05	07/12/05	NJA5233571	9180043-3	00911	45,224	45,100	124	0.3%	Site Work	FCI
06/29/05	08/01/05	NJA5220093	9180061-5	00916	34,552	35,080	(528)	-1.5%	Site Work	FCI
06/29/05	08/01/05	NJA5220092	9180060-7	00917	59,799	50,500	9,299	15.6%	Site Work	FCI
06/29/05	08/01/05	NJA5233474	9180063-1	00924	46,150	46,280	(130)	-0.3%	Site Work	FCI
06/29/05	08/01/05	NJA5233472	9180059-3	00925	37,264	36,940	324	0.9%	Site Work	FCI
06/29/05	08/01/05	NJA5233473	9180062-3	00926	34,662	34,280	382	1.1%	Site Work	FCI

2,371.36	**TONS**	**JUNE SUB-TOTAL:**	4,742,726	4,733,800	8,926	0.19%	
8,758.83	**TONS**	**CUMULATIVE TOTAL:**	17,517,661	18,277,720	(760,059)	-4.16%	

07/01/05	09/12/05	NJA5233475	9180064-9	00944	18,918	24,160	(5,242)	-27.7%	Site work	FCI
07/01/05	09/12/05	NJA5233476	9180065-6	00945	37,396	44,060	(6,664)	-17.8%	Site work	FCI
07/01/05	09/12/05	NJA5233477	9180066-4	00946	49,546	55,680	(6,134)	-12.4%	Site work	FCI
07/01/05	09/12/05	NJA5233478	9180067-2	00947	39,204	41,160	(1,956)	-5.0%	Site work	FCI
07/01/05	09/12/05	NJA5233479	9180068-0	00948	40,439	42,140	(1,701)	-4.2%	Site work	FCI
07/05/05	07/12/05	NJA5233572	9180044-1	00950	26,240	26,180	60	0.2%	Site work	FCI
07/05/05	07/12/05	NJA5233573	9180045-8	00957	37,595	37,400	195	0.5%	Site work	FCI
07/06/05	07/12/05	NJA5233574	9180046-6	00969	21,895	22,060	(165)	-0.8%	Site work	FCI
07/06/05	07/12/05	NJA5233575	9180047-4	00973	35,787	36,120	(333)	-0.9%	Site work	FCI
07/07/05	07/12/05	NJA5201198	9180166-2	00974	12,436	12,320	116	0.9%	Site work	FCI
07/07/05	07/12/05	NJA5201197	9180165-4	00975	32,766	32,640	126	0.4%	Site work	FCI
07/07/05	07/12/05	NJA5201195	9180163-9	00976	37,617	37,420	197	0.5%	Site work	FCI
07/07/05	07/12/05	NJA5220094	9180167-0	00977	32,722	32,560	162	0.5%	Site work	FCI
07/07/05	07/12/05	NJA5220095	9180168-8	00978	41,498	41,320	178	0.4%	Site work	FCI
07/08/05	08/01/05	NJA5233576	9180048-2	00979	27,760	20,000	7,760	28.0%	Site work	FCI
07/08/05	08/01/05	NJA5233577	9180049-0	00980	42,248	38,000	4,248	10.1%	Site work	FCI
07/08/05	08/01/05	NJA5233578	9180050-8	00981	28,819	35,500	(6,681)	-23.2%	Site work	FCI
07/12/05	08/01/05	NJA5233579	9180051-6	00996	33,891	30,000	3,891	11.5%	Site work	FCI
07/12/05	08/01/05	NJA5233580	9180052-4	01002	31,135	30,000	1,135	3.6%	Site work	FCI
07/12/05	09/12/05	NJA5201193	9180161-3	01003	47,032	38,000	9,032	19.2%	Site work	FCI
07/12/05	09/12/05	NJA5201194	9180162-1	01004	45,533	45,000	533	1.2%	Site work	FCI
07/12/05	09/12/05	NJA5201192	9180160-5	01010	38,984	38,000	984	2.5%	Site work	FCI
07/12/05	09/12/05	NJA5201190	9180158-9	01011	45,775	46,000	(225)	-0.5%	Site work	FCI
07/13/05	08/01/05	NJA5233581	9180053-2	01016	35,544	36,000	(456)	-1.3%	Site work	FCI
07/14/05	09/12/05	NJA5233480	9180069-8	01021	38,124	38,940	(816)	-2.1%	Site work	FCI
07/14/05	09/12/05	NJA5201186	9180154-8	01022	49,524	49,200	324	0.7%	Site work	FCI
07/14/05	09/12/05	NJA5201187	9180155-5	01023	40,682	41,420	(738)	-1.8%	Site work	FCI
07/14/05	09/12/05	NJA5201188	9180156-3	01024	43,526	43,940	(414)	-1.0%	Site work	FCI
07/14/05	09/12/05	NJA5201189	9180157-1	01025	35,831	36,420	(589)	-1.6%	Site work	FCI
07/15/05	08/01/05	NJA5233583	9180055-7	01030	37,353	36,160	1,193	3.2%	Site work	FCI
07/18/05	07/27/05	NJA5233584	9180056-5	01045	19,514	19,900	(386)	-2.0%	Site work	FCI
07/18/05	07/27/05	NJA5233582	9180054-0	01046	28,886	29,160	(274)	-0.9%	Site work	FCI

(2005) HONEYWELL SA-7 WASTE TRACKING: STABLEX CANADA										
Date Shipped	**Date of Return Manifest**	**State Manifest**	**Canadian Manifest**	**Man. Doc #**	**Facilty Manifest Weight (lbs)**	**Estimated Weight (lbs)**	**Manifest - Estimate (lbs)**	**Manifest - Estimate (%)**	**Material**	**Transporter**
07/18/05	09/12/05	NJA5233657	9180282-7	01047	34,508	34,860	(352)	-1.0%	Site work	FCI
07/19/05	07/27/05	NJA5233658	9180283-5	01062	43,505	41,900	1,605	3.7%	Site work	FCI
07/19/05	08/01/05	NJA5233659	9180284-3	01063	43,416	42,400	1,016	2.3%	Site work	FCI
07/20/05	09/12/05	NJA5233624	9180244-7	01072	40,638	41,220	(582)	-1.4%	Site work	FCI
07/20/05	09/12/05	NJA5233625	9180245-4	01073	31,972	31,160	812	2.5%	Site work	FCI
07/20/05	09/12/05	NJA5233626	9180246-2	01074	51,067	50,580	487	1.0%	Site work	FCI
07/20/05	09/12/05	NJA5233627	9180247-0	01075	38,741	37,400	1,341	3.5%	Site work	FCI
07/20/05	09/12/05	NJA5233628	9180248-8	01076	45,048	44,340	708	1.6%	Site work	FCI
07/21/05	08/01/05	NJA5233660	9180285-0	01077	40,814	42,320	(1,506)	-3.7%	Site work	FCI
07/22/05	09/12/05	NJA5233661	9180286-8	01092	38,654	39,600	(946)	-2.4%	Site work	FCI
07/25/05	08/01/05	NJA5233656	9180281-9	01111	30,583	30,080	503	1.6%	Site work	FCI
07/26/05	08/01/05	NJA5233653	9180278-5	01121	42,689	42,228	461	1.1%	Site work	FCI
07/26/05	08/01/05	NJA5233654	9180279-3	01126	44,739	44,900	(161)	-0.4%	Site work	FCI
07/26/05	08/01/05	NJA5233655	9180280-1	01128	30,760	31,520	(760)	-2.5%	Site work	FCI
07/27/05	09/12/05	NJA5233481	9180070-6	01148	38,082	38,160	(78)	-0.2%	Site work	FCI
07/27/05	09/12/05	NJA5233482	9180071-4	01149	45,474	45,840	(366)	-0.8%	Site work	FCI
07/27/05	09/12/05	NJA5233629	9180249-6	01150	50,248	50,640	(392)	-0.8%	Site work	FCI
07/27/05	09/12/05	NJA5233483	9180072-2	01151	46,992	47,400	(408)	-0.9%	Site work	FCI
07/27/05	09/12/05	NJA5233484	9180073-0	01152	28,710	29,100	(390)	-1.4%	Site work	FCI
07/28/05	09/12/05	NJA5233630	9180250-4	01154	32,281	32,360	(79)	-0.2%	Site work	FCI
07/28/05	09/12/05	NJA5233631	9180251-2	01155	38,256	38,540	(284)	-0.7%	Site work	FCI
07/28/05	09/12/05	NJA5233632	9180252-0	01156	41,101	41,280	(179)	-0.4%	Site work	FCI
07/28/05	09/12/05	NJA5233633	9180253-8	01166	41,806	41,960	(154)	-0.4%	Site work	FCI
07/28/05	09/12/05	NJA5233634	9180254-6	01167	43,041	42,880	161	0.4%	Site work	FCI
07/28/05	09/12/05	NJA5233652	9180277-7	01168	29,348	28,880	468	1.6%	Site work	FCI
07/29/05	09/12/05	NJA5233635	9180255-3	01178	35,676	35,820	(144)	-0.4%	Site work	FCI
07/29/05	09/12/05	NJA5233636	9180256-1	01183	45,092	45,340	(248)	-0.5%	Site work	FCI
07/29/05	09/12/05	NJA5233637	9180257-9	01184	32,038	33,400	(1,362)	-4.3%	Site work	FCI
07/29/05	09/12/05	NJA5233638	9180258-7	01190	42,556	42,380	176	0.4%	Site work	FCI
07/29/05	09/12/05	NJA5233639	9180259-5	01191	46,525	46,360	165	0.4%	Site work	FCI
1,164.29	**TONS**		**JULY SUB-TOTAL:**		2,328,580	2,331,708	(3,128)	-0.13%		
9,923.12	**TONS**		**CUMULATIVE TOTAL:**		19,846,241	20,609,428	(763,187)	-3.70%		
08/02/05	09/12/05	NJA5233651	9180276-9	01219	40,704	40,360	344	0.8%	Site work	FCI
08/02/05	09/12/05	NJA5233640	9180260-3	01226	49,414	49,000	414	0.8%	Site work	FCI
08/02/05	09/12/05	NJA5233641	9180261-1	01227	45,974	46,120	(146)	-0.3%	Site work	FCI
08/02/05	09/12/05	NJA5233642	9180262-9	01228	44,982	38,100	6,882	15.3%	Site work	FCI
08/02/05	09/12/05	NJA5233643	9180263-7	01231	40,902	40,120	782	1.9%	Site work	FCI
08/02/05	09/12/05	NJA5233644	9180264-5	01232	45,004	43,120	1,884	4.2%	Site work	FCI
08/02/05	09/12/05	NJA5233650	9180275-1	01233	33,340	34,080	(740)	-2.2%	Site work	FCI
08/03/05	09/12/05	NJA5233645	9180265-2	01244	44,982	45,440	(458)	-1.0%	Site work	FCI
08/03/05	09/12/05	NJA5233646	9180266-0	01246	46,349	47,020	(671)	-1.4%	Site work	FCI
08/03/05	09/12/05	NJA5233647	9180267-8	01253	28,841	28,000	841	2.9%	Site work	FCI
08/03/05	09/12/05	NJA5233648	9180268-6	01254	50,384	49,660	724	1.4%	Site work	FCI
08/03/05	09/12/05	NJA5220352	9180327-0	01255	40,395	39,500	895	2.2%	Site work	FCI
08/04/05	09/12/05	NJA5233585	9180057-3	01270	31,068	31,120	(52)	-0.2%	Site work	FCI
08/04/05	09/12/05	NJA5233649	9180274-4	01271	35,104	34,960	144	0.4%	Site work	FCI
08/04/05	09/12/05	NJA5220347	9180273-6	01282	45,797	45,160	637	1.4%	Site work	FCI
08/09/05	09/12/05	NJA5220346	9180272-8	01324	44,232	45,000	(768)	-1.7%	Site work	FCI
08/10/05	09/29/05	NJA5220349	9180324-7	01343	47,341	41,560	5,781	12.2%	Site work	FCI
08/10/05	09/29/05	NJA5220348	9180323-9	01344	37,706	40,900	(3,194)	-8.5%	Site work	FCI
08/10/05	09/29/05	NJA5220350	9180325-4	01345	59,557	60,540	(983)	-1.7%	Site work	FCI
08/10/05	09/12/05	NJA5220345	9180271-0	01347	24,166	30,000	(5,834)	-24.1%	Site work	FCI
08/10/05	09/29/05	NJA5220351	9180326-2	01356	32,832	33,500	(668)	-2.0%	Site work	FCI
08/12/05	09/12/05	NJA5233665	9180290-0	01362	23,792	22,640	1,152	4.8%	Site work	FCI
08/15/05	09/12/05	NJA5233664	9180289-2	01399	35,478	35,320	158	0.4%	Site work	FCI
08/16/05	09/12/05	NJA5233663	9180288-4	01410	45,908	44,280	1,628	3.5%	Site work	FCI
08/17/05	09/29/05	NJA5220360	9180332-0	01422	43,240	43,020	220	0.5%	Site work	FCI
08/17/05	09/29/05	NJA5220359	9180331-2	01430	56,272	55,000	1,272	2.3%	Site work	FCI
08/17/05	09/29/05	NJA5233370	9180618-2	01433	29,922	29,700	222	0.7%	Site work	FCI
08/17/05	09/29/05	NJA5233366	9180614-1	01434	21,300	21,180	120	0.6%	Site work	FCI
08/17/05	09/29/05	NJA5233367	9180615-8	01435	30,319	30,100	219	0.7%	Site work	FCI
08/17/05	09/12/05	NJA5220344	9180270-2	01436	42,799	42,800	(1)	0.0%	Site work	FCI
08/17/05	09/12/05	NJA5233662	9180287-6	01447	30,058	38,720	(8,662)	-28.8%	Site work	FCI
08/18/05	09/29/05	NJA5220355	9180329-6	01458	45,467	45,600	(133)	-0.3%	SST	FCI
08/18/05	09/29/05	NJA5220358	9180330-4	01459	44,012	46,120	(2,108)	-4.8%	SST	FCI
08/18/05	09/29/05	NJA5233368	9180616-6	01460	43,152	43,220	(68)	-0.2%	SST	FCI
08/18/05	09/29/05	NJA5220354	9180328-8	01461	37,309	37,420	(111)	-0.3%	Site work	FCI
08/18/05	09/29/05	NJA5233369	9180617-4	01462	45,445	45,520	(75)	-0.2%	Site work	FCI
08/22/05	09/07/05	NJA5220343	9180269-4	01493	34,927	34,400	527	1.5%	Site work	FCI
08/25/05	09/29/05	NJA5233668	9180293-4	01542	32,700	32,360	340	1.0%	Site work	FCI
08/25/05	09/29/05	NJA5233667	9180292-6	01553	24,586	24,800	(214)	-0.9%	Site work	FCI
08/26/05	09/29/05	NJA5293866	9172032-6	01564	44,321	44,240	81	0.2%	SST	Horwith

(2005) HONEYWELL SA-7 WASTE TRACKING: STABLEX CANADA										
Date Shipped	**Date of Return Manifest**	**State Manifest**	**Canadian Manifest**	**Man. Doc #**	**Facilty Manifest Weight (lbs)**	**Estimated Weight (lbs)**	**Manifest - Estimate (lbs)**	**Manifest - Estimate (%)**	**Material**	**Transporter**
08/26/05	09/29/05	NJA5233666	9180291-8	01565	43,946	44,820	(874)	-2.0%	Site work	FCI
08/26/05	09/29/05	NJA5293871	9172286-8	01566	43,946	43,600	346	0.8%	SST	Horwith
08/26/05	09/29/05	NJA5293868	9180477-3	01567	41,961	41,540	421	1.0%	SST	Horwith
08/26/05	09/29/05	NJA5293869	9180475-7	01568	53,383	53,080	303	0.6%	SST	Horwith
08/26/05	09/29/05	NJA5293870	9180474-0	01569	46,746	46,880	(134)	-0.3%	SST	Horwith
08/29/05	09/29/05	NJA5233365	9180613-3	01590	46,614	46,760	(146)	-0.3%	SST	Horwith
08/29/05	09/29/05	NJA5233363	9180611-7	01591	49,172	49,500	(328)	-0.7%	SST	Horwith
08/29/05	09/29/05	NJA5233364	9180612-5	01592	47,341	47,380	(39)	-0.1%	SST	Horwith
08/29/05	09/29/05	NJA5233362	9180610-9	01593	48,223	48,080	143	0.3%	SST	Horwith
08/29/05	09/29/05	NJA5233377	9180625-7	01594	49,039	48,920	119	0.2%	SST	Horwith
08/30/05	09/29/05	NJA5233381	9180589-5	01615	51,950	51,640	310	0.6%	SST	Horwith
08/30/05	09/29/05	NJA5254221	9172283-5	01616	44,806	44,520	286	0.6%	SST	Horwith
08/30/05	09/29/05	NJA5233379	9180587-9	01617	50,561	50,000	561	1.1%	SST	Horwith
08/30/05	09/29/05	NJA5233378	9180586-1	01618	45,136	45,080	56	0.1%	SST	Horwith
08/30/05	09/29/05	NJA5233382	9180590-3	01619	52,824	53,220	(396)	-0.7%	SST	Horwith
08/30/05	09/29/05	NJA5233383	9180591-1	01621	49,723	49,560	163	0.3%	SST	Horwith
08/31/05	09/29/05	NJA5233385	9180593-7	01641	47,077	47,320	(243)	-0.5%	SST	Horwith
08/31/05	09/29/05	NJA5233384	9180592-9	01642	47,672	47,700	(28)	-0.1%	SST	Horwith
08/31/05	09/29/05	NJA5233386	9180594-5	01643	50,031	50,240	(209)	-0.4%	SST	Horwith
08/31/05	09/29/05	NJA5233387	9180595-2	01644	48,356	48,360	(4)	0.0%	SST	Horwith
08/31/05	09/29/05	NJA5233388	9180596-0	01645	51,487	51,660	(173)	-0.3%	SST	Horwith
08/31/05	09/29/05	NJA5254192	9180473-2	01646	43,968	44,020	(52)	-0.1%	Site work	FCI

1,317.02	**TONS**	**AUGUST SUB-TOTAL:**	2,634,043	2,633,580	463	0.02%	
11,240.14	**TONS**	**CUMULATIVE TOTAL:**	22,480,284	23,243,008	(762,724)	-3.28%	

09/01/05	11/22/05	NJA5233707	9180491-4	01667	33,638	33,900	(262)	-0.8%	Site work	FCI
09/01/05	11/22/05	NJA5233706	9180492-2	01668	52,580	52,840	(260)	-0.5%	Site work	FCI
09/01/05	11/22/05	NJA5233714	9180999-6	01669	43,560	43,820	(260)	-0.6%	Site work	FCI
09/01/05	11/22/05	NJA5233713	9172319-7	01670	39,270	39,600	(330)	-0.8%	Site work	FCI
09/01/05	11/22/05	NJA5233712	9172318-9	01671	25,938	26,240	(302)	-1.2%	Site work	FCI
09/02/05	11/22/05	NJA5233709	9180489-8	01692	34,078	33,800	278	0.8%	Site work	FCI
09/02/05	11/22/05	NJA5233710	9180241-3	01693	41,932	41,660	272	0.6%	Site work	FCI
09/02/05	11/22/05	NJA5233711	9180242-1	01694	40,722	40,440	282	0.7%	Site work	FCI
09/02/05	09/29/05	NJA5293968	9172282-7	01695	49,127	49,240	(113)	-0.2%	SST	Horwith
09/02/05	09/29/05	NJA5293969	9172287-6	01696	52,170	51,820	350	0.7%	SST	Horwith
09/02/05	09/29/05	NJA5293970	9172284-3	01697	47,893	47,700	193	0.4%	SST	Horwith
09/02/05	09/29/05	NJA5293971	9172285-0	01698	50,362	50,280	82	0.2%	SST	Horwith
09/02/05	09/29/05	NJA5293972	9172289-2	01699	52,677	52,400	277	0.5%	SST	Horwith
09/02/05	09/29/05	NJA5293973	9180476-5	01700	53,405	53,340	65	0.1%	SST	Horwith
09/02/05	11/22/05	NJA5233708	9180490-6	01702	48,092	47,820	272	0.6%	Site work	FCI
09/02/05	11/22/05	NJA5233705	9180493-0	01703	31,856	31,580	276	0.9%	Site work	FCI
09/06/05	09/29/05	NJA5293995	9180600-0	01724	53,449	53,160	289	0.5%	SST	Horwith
09/06/05	09/29/05	NJA5293996	9180599-4	01725	52,876	52,520	356	0.7%	SST	Horwith
09/06/05	09/29/05	NJA5293997	9180598-6	01726	52,126	51,820	306	0.6%	SST	Horwith
09/06/05	09/29/05	NJA5293998	9180621-6	01727	48,378	48,140	238	0.5%	SST	Horwith
09/06/05	09/29/05	NJA5293999	9180620-8	01728	41,476	41,080	396	1.0%	SST	Horwith
09/06/05	09/29/05	NJA5294000	9180619-0	01729	46,349	46,100	249	0.5%	SST	Horwith
09/06/05	09/29/05	NJA5294001	9180588-7	01730	47,782	47,480	302	0.6%	SST	Horwith
09/06/05	09/29/05	NJA5294002	9180624-0	01731	49,194	49,160	34	0.1%	SST	Horwith
09/06/05	09/29/05	NJA5294003	9180623-2	01732	45,577	45,320	257	0.6%	SST	Horwith
09/06/05	09/29/05	NJA5294004	9180622-4	01733	47,826	47,740	86	0.2%	SST	Horwith
09/09/05	09/29/05	NJA5294057	9180601-8	01797	47,474	47,380	94	0.2%	SST	Horwith
09/09/05	09/29/05	NJA5294058	9180602-6	01798	45,247	46,080	(833)	-1.8%	SST	Horwith
09/09/05	09/29/05	NJA5294059	9180603-4	01799	48,201	47,960	241	0.5%	SCB	Horwith
09/09/05	09/29/05	NJA5294061	9180494-8	01801	26,746	27,780	(1,034)	-3.9%	Site work	FCI
09/09/05	09/29/05	NJA5294062	9180495-5	01802	56,778	58,100	(1,322)	-2.3%	Site work	FCI
09/09/05	09/29/05	NJA5294063	9180496-3	01803	35,324	34,960	364	1.0%	Site work	FCI
09/09/05	09/29/05	NJA5294075	9180497-1	01804	49,656	50,700	(1,044)	-2.1%	Site work	FCI
09/09/05	09/29/05	NJA5294076	9180498-9	01805	35,324	32,440	2,884	8.2%	Site work	FCI
09/12/05	09/29/05	NJA5233389	9180597-8	01826	47,319	47,140	179	0.4%	SST	Horwith
09/12/05	09/29/05	NJA5294088	9180604-2	01827	47,452	47,220	232	0.5%	SST	Horwith
09/12/05	09/29/05	NJA5294090	9181308-7	01828	49,326	48,020	1,306	2.6%	SST	Horwith
09/12/05	09/29/05	NJA5294091	9191298-0	01829	35,986	35,680	306	0.9%	SCB	Horwith
09/12/05	09/29/05	NJA5294060	9191297-2	01832	48,157	47,860	297	0.6%	SCB	Horwith
09/13/05	09/29/05	NJA5294109	9180605-9	01857	48,995	48,740	255	0.5%	SCB	Horwith
09/13/05	09/29/05	NJA5294110	9180606-7	01858	47,650	47,260	390	0.8%	SCB	Horwith
09/13/05	09/29/05	NJA5294111	9180607-5	01859	50,230	50,040	190	0.4%	SCB	Horwith
09/13/05	09/29/05	NJA5294112	9180608-3	01860	47,275	46,960	315	0.7%	SCB	Horwith
09/13/05	09/29/05	NJA5294113	9180609-1	01861	55,301	54,960	341	0.6%	SCB	Horwith
09/14/05	09/29/05	NJA5294114	9191296-4	01886	46,856	46,820	36	0.1%	SCB	Horwith
09/14/05	09/29/05	NJA5294115	9172288-4	01887	45,489	45,460	29	0.1%	SCB	Horwith
09/14/05	09/29/05	NJA5294117	9191295-6	01888	48,664	48,260	404	0.8%	SCB	Horwith
09/14/05	09/29/05	NJA5294269	9191294-9	01889	46,129	45,860	269	0.6%	SCB	Horwith

(2005) HONEYWELL SA-7 WASTE TRACKING: STABLEX CANADA										
Date Shipped	**Date of Return Manifest**	**State Manifest**	**Canadian Manifest**	**Man. Doc #**	**Facilty Manifest Weight (lbs)**	**Estimated Weight (lbs)**	**Manifest - Estimate (lbs)**	**Manifest - Estimate (%)**	**Material**	**Transporter**
09/14/05	09/29/05	NJA5294118	9191293-1	01890	45,335	45,080	255	0.6%	SCB	Horwith
09/14/05	09/29/05	NJA5294116	9191275-8	01891	28,952	29,460	(508)	-1.8%	Site work	FCI
09/15/05	10/04/05	NJA5294120	9191283-2	01911	41,180	41,470	(290)	-0.7%	SCB	FCI
09/15/05	10/04/05	NJA5294121	9191327-7	01915	51,700	51,680	20	0.0%	SCB	FCI
09/15/05	09/29/05	NJA5294122	9191307-9	01916	48,973	48,760	213	0.4%	SST	Horwith
09/15/05	10/04/05	NJA5294123	9191326-9	01918	43,760	43,780	(20)	0.0%	SCB	FCI
09/15/05	10/04/05	NJA5294124	9191325-1	01919	43,320	43,200	120	0.3%	SCB	FCI
09/15/05	10/04/05	NJA5294125	9191318-6	01920	28,260	27,920	340	1.2%	SCB	FCI
09/16/05	10/04/05	NJA5294126	9191324-4	01942	41,828	41,680	148	0.4%	Site work	Horwith
09/16/05	10/04/05	NJA5294127	9191323-6	01945	47,076	47,380	(304)	-0.6%	Site work	Horwith
09/16/05	10/04/05	NJA5294128	9191317-8	01946	35,787	35,280	507	1.4%	Site work	Horwith
09/16/05	09/29/05	NJA5294129	9191292-3	01948	50,009	50,000	9	0.0%	SST	Horwith
09/16/05	09/29/05	NJA5294130	9191291-5	01949	49,883	49,580	303	0.6%	SST	Horwith
09/16/05	09/29/05	NJA5294132	9191290-7	01950	50,384	50,100	284	0.6%	SST	Horwith
09/16/05	10/04/05	NJA5294131	9191322-8	01951	37,617	37,620	(3)	0.0%	Site work	Horwith
09/16/05	10/04/05	NJA5294133	9191316-0	01953	47,980	48,700	(720)	-1.5%	Site work	Horwith
09/16/05	09/29/05	NJA5294134	9191289-9	01962	50,935	45,020	5,915	11.6%	SST	Horwith
09/16/05	09/29/05	NJA5294104	9191288-1	01963	48,796	46,160	2,636	5.4%	SST	Horwith
09/20/05	11/22/05	NJA5294154	9191315-2	02001	43,107	42,680	427	1.0%	Site work	FCI
09/20/05	11/22/05	NJA5294155	9191321-0	02002	53,890	53,600	290	0.5%	Site work	FCI
09/20/05	11/22/05	NJA5294156	9191314-5	02003	35,765	35,040	725	2.0%	Site work	FCI
09/20/05	11/22/05	NJA5294157	9191313-7	02004	46,172	45,920	252	0.5%	Site work	FCI
09/20/05	11/22/05	NJA5294158	9191311-1	02005	37,992	37,260	732	1.9%	Site work	FCI
09/21/05	09/29/05	NJA5294160	9191306-1	02029	50,715	50,720	(5)	0.0%	SCB	Horwith
09/21/05	09/29/05	NJA5294161	9191305-3	02032	48,576	48,240	336	0.7%	SST	Horwith
09/21/05	09/29/05	NJA5294162	9191304-6	02033	47,562	47,340	222	0.5%	SCB	Horwith
09/21/05	09/29/05	NJA5294163	9191303-8	02034	43,923	43,880	43	0.1%	SCB	Horwith
09/21/05	10/04/05	NJA5294164	9191274-1	02035	44,541	44,900	(359)	-0.8%	SST	Horwith
09/21/05	09/29/05	NJA5294165	9191302-0	02036	50,847	50,520	327	0.6%	SST	Horwith
09/22/05	11/22/05	NJA5294166	9191312-9	02063	35,390	35,480	(90)	-0.3%	SST	Horwith
09/22/05	11/22/05	NJA5294167	9191310-3	02064	34,574	34,680	(106)	-0.3%	SST	Horwith
09/22/05	11/22/05	NJA5294168	9191309-5	02065	34,133	34,240	(107)	-0.3%	SST	Horwith
09/22/05	09/29/05	NJA5294172	9191301-2	02066	50,539	50,320	219	0.4%	SST	Horwith
09/22/05	09/29/05	NJA5294173	9191300-4	02067	48,135	48,120	15	0.0%	SST	Horwith
09/22/05	11/22/05	NJA5294169	9191328-5	02068	48,465	48,520	(55)	-0.1%	SST	Horwith
09/22/05	11/22/05	NJA5294170	9191320-2	02069	46,459	46,520	(61)	-0.1%	SST	Horwith
09/22/05	09/29/05	NJA5294174	9191299-8	02070	45,489	45,380	109	0.2%	SST	Horwith
09/22/05	09/29/05	NJA5294175	9191287-3	02072	47,650	47,340	310	0.7%	SST	Horwith
09/22/05	09/29/05	NJA5294176	9191286-5	02073	46,040	45,760	280	0.6%	SST	Horwith
09/23/05	11/22/05	NJA5294177	9191319-4	02093	44,166	43640	526	1.2%	SCB	FCI
09/23/05	11/22/05	NJA5294178	9180469-0	02098	33,582	33060	522	1.6%	Site work	FCI
09/23/05	09/29/05	NJA5294179	9191486-1	02101	44,849	44700	149	0.3%	SST	Horwith
09/23/05	09/29/05	NJA5294180	9191487-9	02102	43,902	43820	82	0.2%	SST	Horwith
09/23/05	11/22/05	NJA5298968	9180470-8	02103	44,673	44220	453	1.0%	Site work	FCI
09/23/05	11/22/05	NJA5294182	9180472-4	02104	34,067	33560	507	1.5%	Site work	FCI
09/23/05	10/04/05	NJA5294183	9191458-0	02105	42,468	42360	108	0.3%	SST	Horwith
09/23/05	11/22/05	NJA5294184	9180471-6	02106	38,675	38160	515	1.3%	Site work	FCI
09/23/05	10/04/05	NJA5294185	9191459-8	02108	47,121	46800	321	0.7%	SST	Horwith
09/23/05	10/04/05	NJA5294186	9191460-6	02120	47,694	47500	194	0.4%	SST	Horwith
09/26/05	11/22/05	NJA5294187	9180468-2	02134	42,688	42520	168	0.4%	Site work	FCI
09/26/05	11/22/05	NJA5294188	9191272-5	02135	40,175	39580	595	1.5%	Site work	FCI
09/26/05	11/22/05	NJA5294189	9191271-7	02136	46,966	43560	3,406	7.3%	Site work	FCI
09/26/05	10/04/05	NJA5294190	9191488-7	02137	48,002	47720	282	0.6%	SST	Horwith
09/26/05	10/04/05	NJA5294191	9191489-5	02138	45,952	46380	(428)	-0.9%	SST	Horwith
09/26/05	10/04/05	NJA5294192	9191490-3	02139	42,556	42780	(224)	-0.5%	SST	Horwith
09/26/05	11/22/05	NJA5294193	9191270-9	02140	44,849	46660	(1,811)	-4.0%	SST	Horwith
09/26/05	11/22/05	NJA5294194	9191269-1	02141	40,770	40260	510	1.3%	SST	Horwith
09/26/05	10/04/05	NJA5294195	9191491-1	02148	44,100	44020	80	0.2%	SST	Horwith
09/26/05	10/04/05	NJA5294196	9191492-9	02156	48,312	48180	132	0.3%	SST	Horwith
09/27/05	10/04/05	NJA5294201	9191461-4	02170	47,385	47080	305	0.6%	SST	Horwith
09/27/05	10/04/05	NJA5294198	9191462-2	02171	48,797	48520	277	0.6%	SST	Horwith
09/27/05	10/04/05	NJA5294199	9191493-7	02172	44,673	44360	313	0.7%	SST	Horwith
09/27/05	10/04/05	NJA5294200	9191444-0	02173	47,143	46940	203	0.4%	SST	Horwith
09/29/05	10/04/05	NJA5294203	9191445-7	02231	44,276	44,060	216	0.5%	SST	Horwith
09/29/05	10/04/05	NJA5294204	9191446-5	02236	46,040	45,780	260	0.6%	SST	Horwith
09/29/05	10/04/05	NJA5299091	9191447-3	02244	47,583	46,740	843	1.8%	SST	Horwith
09/29/05	10/04/05	NJA5299092	9191448-1	02245	53,515	53,260	255	0.5%	SST	Horwith
09/29/05	10/04/05	NJA5299093	9191449-9	02246	45,731	45,360	371	0.8%	SST	Horwith

2,607.18	**TONS**	**SEPTEMBER SUB-TOTAL:**	5,214,361	5,185,590	28,771	0.55%	
13,847.32	**TONS**	**CUMULATIVE TOTAL:**	27,694,645	28,428,598	(733,953)	-2.58%	

10/04/05	10/19/05	NJA5299151	9190663-6	02301	44,870	45,120	(250)	-0.6%	SST	Leticia
10/04/05	10/19/05	NJA5299153	9190664-4	02303	47,240	47,100	140	0.3%	SST	Leticia

(2005) HONEYWELL SA-7 WASTE TRACKING: STABLEX CANADA										
Date Shipped	**Date of Return Manifest**	**State Manifest**	**Canadian Manifest**	**Man. Doc #**	**Facilty Manifest Weight (lbs)**	**Estimated Weight (lbs)**	**Manifest - Estimate (lbs)**	**Manifest - Estimate (%)**	**Material**	**Transporter**
10/04/05	10/19/05	NJA5299154	9190665-1	02304	44,760	45,020	(260)	-0.6%	SST	Leticia
10/04/05	10/19/05	NJA5299162	9190666-9	02313	45,080	45,120	(40)	-0.1%	SST	Leticia
10/04/05	10/19/05	NJA5299163	9190667-7	02314	49,280	49,280	0	0.0%	SST	Leticia
10/04/05	10/19/05	NJA5299165	9190668-5	02315	49,140	49,580	(440)	-0.9%	SST	Leticia
10/04/05	10/19/05	NJA5299172	9190662-8	02321	39,280	39,540	(260)	-0.7%	SST	Leticia
10/04/05	10/19/05	NJA5299173	9190669-3	02322	47,200	47,400	(200)	-0.4%	SST	Leticia
10/05/05	10/19/05	NJA5299185	9190670-1	02334	49,943	46,020	3,923	7.9%	SST	Leticia
10/05/05	10/19/05	NJA5299190	9190672-7	02338	44,188	44,780	(592)	-1.3%	SST	Leticia
10/05/05	10/19/05	NJA5299194	9190673-5	02342	47,716	45,800	1,916	4.0%	SST	Leticia
10/05/05	10/19/05	NJA5299196	9190671-9	02344	42,843	44,700	(1,857)	-4.3%	SST	Leticia
10/05/05	10/19/05	NJA5299203	9190674-3	02351	53,427	53,640	(213)	-0.4%	SST	Leticia
10/05/05	10/19/05	NJA5299204	9190675-0	02352	51,994	50,820	1,174	2.3%	SST	Leticia
10/05/05	10/19/05	NJA5299205	9190676-8	02353	49,282	49,740	(458)	-0.9%	SST	Leticia
10/05/05	10/19/05	NJA5299206	9190677-6	02354	46,724	47,640	(916)	-2.0%	SST	Leticia
10/05/05	10/19/05	NJA5299213	9190678-4	02361	53,360	53,340	20	0.0%	SST	Leticia
10/05/05	10/19/05	NJA5299214	9190679-2	02362	47,460	47,260	200	0.4%	SST	Leticia
10/05/05	10/19/05	NJA5299220	9190680-0	02368	46,160	46,580	(420)	-0.9%	SST	Leticia
10/05/05	10/19/05	NJA5299222	9190681-8	02370	47,440	47,340	100	0.2%	SST	Leticia
10/06/05	10/19/05	NJA5299234	9190682-6	02383	48,260	48,280	(20)	0.0%	SST	Leticia
10/06/05	10/19/05	NJA5272761	9190683-4	02386	49,920	50,940	(1,020)	-2.0%	SST	Leticia
10/06/05	10/19/05	NJA5272762	9190684-2	02388	48,120	47,900	220	0.5%	SST	Leticia
10/06/05	10/19/05	NJA5272763	9190685-9	02391	46,440	46,360	80	0.2%	SST	Leticia
10/06/05	11/22/05	NJA5272765	9190686-7	02397	48,797	49,550	(753)	-1.5%	SST	Leticia
10/06/05	11/22/05	NJA5272767	9190687-5	02398	47,628	48,760	(1,132)	-2.4%	SST	Leticia
10/06/05	11/22/05	NJA5272768	9190688-3	02399	55,831	51,540	4,291	7.7%	SST	Leticia
10/06/05	11/22/05	NJA5272766	9190689-1	02400	55,831	52,820	3,011	5.4%	SST	Leticia
10/06/05	11/22/05	NJA5272770	9190690-9	02402	50,220	50,200	20	0.0%	SST	Leticia
10/06/05	11/22/05	NJA5272771	9190691-7	02411	44,520	44,880	(360)	-0.8%	SST	Leticia
10/06/05	11/22/05	NJA5272772	9190693-3	02415	51,500	51,840	(340)	-0.7%	SST	Leticia
10/06/05	11/22/05	NJA5272774	9190692-5	02419	50,140	51,860	(1,720)	-3.4%	SST	Leticia
10/10/05	11/22/05	NJA5295664	9190694-1	02441	52,170	50,720	1,450	2.8%	SST	Leticia
10/10/05	11/22/05	NJA5295665	9190695-8	02442	50,958	50,340	618	1.2%	SST	Leticia
10/10/05	11/22/05	NJA5295666	9190696-6	02444	52,369	50,880	1,489	2.8%	SST	Leticia
10/10/05	11/22/05	NJA5295667	9190795-6	02446	50,450	48,880	1,570	3.1%	SST	Leticia
10/10/05	11/22/05	NJA5295668	9190796-4	02451	50,098	50,300	(202)	-0.4%	SST	Leticia
10/10/05	11/22/05	NJA5295669	9190797-2	02452	51,531	51,660	(129)	-0.3%	SST	Leticia
10/10/05	11/22/05	NJA5295671	9190798-0	02454	56,735	52,300	4,435	7.8%	SST	Leticia
10/10/05	11/22/05	NJA5295672	9190799-8	02456	50,781	50,120	661	1.3%	SST	Leticia
10/10/05	11/22/05	NJA5295673	9190800-4	02458	51,685	51,840	(155)	-0.3%	SST	Leticia
10/10/05	11/22/05	NJA5295674	9190801-2	02459	50,340	49,560	780	1.5%	SST	Leticia
10/10/05	11/22/05	NJA5295675	9190802-0	02460	51,310	50,600	710	1.4%	SST	Leticia
10/10/05	11/22/05	NJA5295677	9190803-8	02462	46,526	46,580	(54)	-0.1%	SST	Leticia
10/11/05	11/22/05	NJA5295678	9190816-0	02463	47,584	47,260	324	0.7%	SST	Leticia
10/11/05	11/22/05	NJA5295679	9190817-8	02464	45,357	45,580	(223)	-0.5%	SST	Leticia
10/11/05	11/22/05	NJA5295680	9190818-6	02465	47,893	48,760	(867)	-1.8%	SST	Leticia
10/11/05	11/22/05	NJA5295681	9190819-4	02466	52,655	49,380	3,275	6.2%	SST	Leticia
10/11/05	11/22/05	NJA5295682	9190820-2	02473	48,731	48,620	111	0.2%	SST	Leticia
10/11/05	11/22/05	NJA5295683	9190821-0	02474	46,878	47,860	(982)	-2.1%	SST	Leticia
10/11/05	11/22/05	NJA5295684	9190822-8	02475	52,126	52,020	106	0.2%	SST	Leticia
10/11/05	11/22/05	NJA5295686	9190823-6	02477	45,886	45,080	806	1.8%	SST	Leticia
10/11/05	11/22/05	NJA5295687	9190824-4	02480	49,800	49,660	140	0.3%	SST	Leticia
10/11/05	11/22/05	NJA5295688	9190785-7	02481	45,600	45,060	540	1.2%	SST	Leticia
10/11/05	11/22/05	NJA5295689	9190786-5	02482	49,180	49,540	(360)	-0.7%	SST	Leticia
10/11/05	11/22/05	NJA5295690	9190787-3	02484	47,020	46,440	580	1.2%	SST	Leticia
10/11/05	11/22/05	NJA5295691	9190788-1	02485	49,921	48,180	1,741	3.5%	SST	Leticia
10/11/05	11/22/05	NJA5295692	9190789-9	02486	48,620	47,680	940	1.9%	SST	Leticia
10/11/05	11/22/05	NJA5295693	9190790-7	02487	47,253	46,500	753	1.6%	SST	Leticia
10/11/05	11/22/05	NJA5295694	9190791-5	02488	49,502	47,480	2,022	4.1%	SST	Leticia
10/12/05	11/22/05	NJA5295697	9190792-3	02489	46,657	45,820	837	1.8%	SST	Leticia
10/12/05	11/22/05	NJA5295698	9190793-1	02490	43,570	42,460	1,110	2.5%	SST	Leticia
10/12/05	11/22/05	NJA5295699	9190794-9	02491	43,504	42,640	864	2.0%	SST	Leticia
10/12/05	11/22/05	NJA5295700	9190742-8	02492	43,747	42,100	1,647	3.8%	SST	Leticia

1,555.52	**TONS (MONTH)**	**OCTOBER SUB-TOTAL:**	3,111,031	3,082,650	(683,408)	-22.17%
15,402.84	**TONS (FACILITY)**	**CUMULATIVE TOTAL:**	30,805,676	**31,511,248**	(683,148)	-2.17%

(2005) HONEYWELL SA-7 WASTE TRACKING: EQ MICHIGAN DISPOSAL										
Date Shipped	**Date of Return Manifest**	**State Manifest**	**N/A**	**Man. Doc #**	**Facilty Manifest Weight (lbs)**	**Estimated Weight (lbs)**	**Manifest - Estimate (lbs)**	**Manifest - Estimate (%)**	**Material**	**Transporter**
01/06/05	04/11/05	MI9835931		*00032	34,180	32,000	2,180	6.4%	COPR	FCI
01/06/05	01/12/05	MI9835932		*00034	37,620	34,000	3,620	9.6%	COPR	FCI
35.90	**TONS**		**JANUARY SUB-TOTAL:**		71,800	66,000	5,800	8.79%		
35.90	**TONS**		**CUMULATIVE TOTAL:**		71,800	66,000	5,800	8.79%		
03/04/05	03/10/05	MI9835933		*00155	28,720	30,000	(1,280)	-4.5%	Slurry	FCI
14.36	**TONS**		**MAY SUB-TOTAL:**		28,720	30,000	(1,280)	-4.27%		
50.26	**TONS**		**CUMULATIVE TOTAL:**		100,520	96,000	4,520	4.71%		
05/31/05	06/10/05	MI9886972		00684	46,000	45,720	280	0.6%	Diag COPR	U.S. Bulk
05/31/05	06/10/05	MI9886973		00687	41,960	41,520	440	1.0%	Diag COPR	U.S. Bulk
05/31/05	06/21/05	MI9886974		00688	46,220	43,360	2,860	6.2%	Diag COPR	U.S. Bulk
05/31/05	06/21/05	MI9886975		00689	46,500	45,300	1,200	2.6%	Diag COPR	U.S. Bulk
05/31/05	06/21/05	MI9886976		00690	48,620	48,200	420	0.9%	Diag COPR	U.S. Bulk
05/31/05	06/10/05	MI9886977		00691	43,220	42,000	1,220	2.8%	Diag COPR	U.S. Bulk
05/31/05	06/10/05	MI9886979		00692	45,320	44,880	440	1.0%	Diag COPR	U.S. Bulk
05/31/05	06/10/05	MI9886980		00693	42,820	42,640	180	0.4%	Diag COPR	U.S. Bulk
05/31/05	06/10/05	MI9886981		00694	49,260	48,980	280	0.6%	Diag COPR	U.S. Bulk
204.96	**TONS**		**MAY SUB-TOTAL:**		409,920	402,600	7,320	1.82%		
255.22	**TONS**		**CUMULATIVE TOTAL:**		510,440	498,600	11,840	2.37%		
06/01/05	06/21/05	MI9886962		00695	42,640	42,220	420	1.0%	Diag COPR	U.S. Bulk
06/01/05	06/21/05	MI9886963		00698	46,640	46,320	320	0.7%	Diag COPR	U.S. Bulk
06/01/05	06/21/05	MI9886964		00699	51,080	47,020	4,060	7.9%	Diag COPR	U.S. Bulk
06/01/05	06/10/05	MI9886965		00700	57,620	47,880	9,740	16.9%	Diag COPR	U.S. Bulk
06/01/05	06/10/05	MI9886966		00701	51,060	42,620	8,440	16.5%	Diag COPR	U.S. Bulk
06/01/05	06/10/05	MI9886967		00704	50,940	50,420	520	1.0%	Diag COPR	U.S. Bulk
06/01/05	06/21/05	MI9886978		00708	45,320	44,840	480	1.1%	Diag COPR	U.S. Bulk
06/01/05	06/21/05	MI9886968		00709	46,340	44,180	2,160	4.7%	Diag COPR	U.S. Bulk
06/01/05	06/10/05	MI9886969		00710	49,620	44,000	5,620	11.3%	Diag COPR	U.S. Bulk
06/01/05	06/10/05	MI9886970		00711	46,260	45,880	380	0.8%	Diag COPR	U.S. Bulk
06/03/05	06/21/05	MI9886938		00723	43,360	42,920	440	1.0%	Diag COPR	U.S. Bulk
06/03/05	06/21/05	MI9886951		00724	49,960	47,000	2,960	5.9%	Diag COPR	U.S. Bulk
06/03/05	06/21/05	MI9886952		00725	46,500	46,020	480	1.0%	Diag COPR	U.S. Bulk
06/03/05	06/21/05	MI9886954		00726	41,680	41,440	240	0.6%	Diag COPR	U.S. Bulk
06/03/05	06/21/05	MI9886955		00727	47,420	47,200	220	0.5%	Diag COPR	U.S. Bulk
06/03/05	06/21/05	MI9886956		00728	49,860	47,320	2,540	5.1%	Diag COPR	U.S. Bulk
06/03/05	06/21/05	MI9886957		00730	41,860	41,580	280	0.7%	Diag COPR	U.S. Bulk
06/03/05	06/21/05	MI9886958		00731	48,020	48,100	(80)	-0.2%	Diag COPR	U.S. Bulk
06/03/05	06/21/05	MI9886959		00732	52,980	48,340	4,640	8.8%	Diag COPR	U.S. Bulk
06/03/05	06/21/05	MI9886960		00733	46,960	46,980	(20)	0.0%	Diag COPR	U.S. Bulk
06/03/05	06/21/05	MI9886961		00734	47,040	46,680	360	0.8%	Diag COPR	U.S. Bulk
06/06/05	06/21/05	MI9886940		00746	50,280	47,560	2,720	5.4%	Diag COPR	U.S. Bulk
06/06/05	06/21/05	MI9886939		00747	43,540	43,140	400	0.9%	Diag COPR	U.S. Bulk
06/06/05	06/21/05	MI9886941		00748	49,500	48,480	1,020	2.1%	Diag COPR	U.S. Bulk
06/06/05	06/21/05	MI9886943		00749	44,200	43,880	320	0.7%	Diag COPR	U.S. Bulk
06/06/05	06/21/05	MI9886942		00750	47,100	46,680	420	0.9%	Diag COPR	U.S. Bulk
06/06/05	06/21/05	MI9886944		00753	48,280	47,760	520	1.1%	Diag COPR	U.S. Bulk
06/06/05	06/21/05	MI9886945		00754	52,640	44,400	8,240	15.7%	Diag COPR	U.S. Bulk
06/06/05	06/21/05	MI9886946		00755	44,400	42,660	1,740	3.9%	Diag COPR	U.S. Bulk
06/06/05	06/21/05	MI9886947		00757	46,760	46,340	420	0.9%	Diag COPR	U.S. Bulk
06/06/05	06/21/05	MI9886948		00758	48,000	47,640	360	0.8%	Diag COPR	U.S. Bulk
06/07/05	06/21/05	MI9886949		00761	45,600	45,160	440	1.0%	Diag COPR	U.S. Bulk
06/07/05	06/21/05	MI9886950		00765	44,480	43,900	580	1.3%	Diag COPR	U.S. Bulk
06/07/05	06/21/05	MI9886937		00766	48,920	48,380	540	1.1%	Diag COPR	U.S. Bulk
06/07/05	06/21/05	MI9886971		00768	48,900	47,220	1,680	3.4%	Diag COPR	U.S. Bulk
06/07/05	06/21/05	MI9886934		00769	48,740	48,480	260	0.5%	Diag COPR	U.S. Bulk
06/07/05	06/21/05	MI9886932		00772	46,120	45,180	940	2.0%	Diag COPR	U.S. Bulk
06/07/05	06/21/05	MI9886933		00773	46,560	46,160	400	0.9%	Diag COPR	U.S. Bulk
06/15/05	06/29/05	MI9886917		00797	45,180	45,000	180	0.4%	Diag COPR	U.S. Bulk
06/15/05	06/22/05	MI9886918		00798	47,360	45,620	1,740	3.7%	Diag COPR	U.S. Bulk
06/15/05	06/22/05	MI9886919		00802	45,080	44,320	760	1.7%	Diag COPR	U.S. Bulk
06/15/05	06/22/05	MI9886920		00805	41,860	41,680	180	0.4%	Diag COPR	U.S. Bulk
06/15/05	06/22/05	MI9886928		00806	46,640	46,220	420	0.9%	Diag COPR	U.S. Bulk
06/15/05	06/22/05	MI9886929		00807	45,940	44,540	1,400	3.0%	Diag COPR	U.S. Bulk
06/15/05	06/22/05	MI9886930		00808	48,030	47,800	230	0.5%	Diag COPR	U.S. Bulk
06/15/05	06/22/05	MI9886931		00809	42,260	42,040	220	0.5%	Diag COPR	U.S. Bulk
06/15/05	06/22/05	MI9886935		00810	47,380	46,880	500	1.1%	Diag COPR	U.S. Bulk
06/15/05	06/22/05	MI9886936		00811	48,040	46,100	1,940	4.0%	Diag COPR	U.S. Bulk
06/20/05	06/29/05	MI9886914		00826	44,560	44,500	60	0.1%	Diag COPR	U.S. Bulk
06/20/05	06/29/05	MI9886915		00827	46,200	45,160	1,040	2.3%	Diag COPR	U.S. Bulk

(2005) HONEYWELL SA-7 WASTE TRACKING: EQ MICHIGAN DISPOSAL										
Date Shipped	**Date of Return Manifest**	**State Manifest**	**N/A**	**Man. Doc #**	**Facilty Manifest Weight (lbs)**	**Estimated Weight (lbs)**	**Manifest - Estimate (lbs)**	**Manifest - Estimate (%)**	**Material**	**Transporter**
06/20/05	06/29/05	MI9886916		00828	47,360	46,000	1,360	2.9%	Diag COPR	U.S. Bulk
06/20/05	06/29/05	MI9886921		00829	44,360	44,000	360	0.8%	Diag COPR	U.S. Bulk
06/20/05	06/29/05	MI9886922		00830	46,000	45,000	1,000	2.2%	Diag COPR	U.S. Bulk
06/20/05	06/29/05	MI9886923		00834	45,840	45,600	240	0.5%	Diag COPR	U.S. Bulk
06/20/05	06/29/05	MI9886924		00835	45,020	44,000	1,020	2.3%	Diag COPR	U.S. Bulk
06/20/05	06/29/05	MI9886925		00838	52,560	46,380	6,180	11.8%	Diag COPR	U.S. Bulk
06/20/05	06/29/05	MI9886926		00846	50,260	48,700	1,560	3.1%	Diag COPR	U.S. Bulk
06/20/05	06/29/05	MI9886927		00847	50,080	49,600	480	1.0%	Diag COPR	U.S. Bulk
06/21/05	06/29/05	MI9886904		00852	49,680	48,680	1,000	2.0%	Diag COPR	U.S. Bulk
06/21/05	06/29/05	MI9886905		00853	50,220	47,680	2,540	5.1%	Diag COPR	U.S. Bulk
06/21/05	06/29/05	MI9886906		00854	42,540	42,140	400	0.9%	Diag COPR	U.S. Bulk
06/21/05	06/29/05	MI9886907		00858	48,540	47,560	980	2.0%	Diag COPR	U.S. Bulk
06/21/05	06/29/05	MI9886908		00859	41,340	41,400	(60)	-0.1%	Diag COPR	U.S. Bulk
06/21/05	06/29/05	MI9886909		00860	53,220	47,920	5,300	10.0%	Diag COPR	U.S. Bulk
06/21/05	06/29/05	MI9886910		00861	49,560	44,840	4,720	9.5%	Diag COPR	U.S. Bulk
06/21/05	06/29/05	MI9886911		00863	51,460	48,800	2,660	5.2%	Diag COPR	U.S. Bulk
06/21/05	06/29/05	MI9886912		00870	48,980	45,340	3,640	7.4%	Diag COPR	U.S. Bulk
06/21/05	06/29/05	MI9886913		00871	53,340	47,460	5,880	11.0%	Diag COPR	U.S. Bulk

1,613.04	**TONS**	**JUNE SUB-TOTAL:**	3,226,070	3,112,940	113,130	3.63%	
1,868.26	**TONS**	**CUMULATIVE TOTAL:**	3,736,510	3,611,540	124,970	3.46%	

10/10/05	10/25/05	MI9983651		02443	44,240	44,140	100	0.2%	SST	US Bulk
10/10/05	10/25/05	MI9883652		02445	44,220	44,000	220	0.5%	SST	US Bulk
10/10/05	10/25/05	MI9983655		02447	43,620	43,480	140	0.3%	SST	US Bulk
10/10/05	10/25/05	MI9983656		02448	45,180	43,480	1,700	3.8%	SST	Page ETC
10/10/05	10/25/05	MI9983657		02449	43,920	43,620	300	0.7%	SST	Page ETC
10/10/05	10/25/05	MI9983658		02450	44,040	43,800	240	0.5%	SST	Page ETC
10/10/05	10/25/05	MI9983659		02453	46,500	46,520	(20)	0.0%	SST	US Bulk
10/10/05	10/25/05	MI9983660		02455	48,740	48,080	660	1.4%	SST	US Bulk
10/10/05	10/25/05	MI9983661		02457	46,620	48,360	(1,740)	-3.7%	SST	US Bulk
10/10/05	10/25/05	MI9983662		02461	46,600	46,520	80	0.2%	SST	US Bulk
10/11/05	10/25/05	MI9983663		02467	44,080	44,020	60	0.1%	SST	US Bulk
10/11/05	10/25/05	MI9983664		02468	47,500	47,480	20	0.0%	SST	Page ETC
10/11/05	10/25/05	MI9983665		02469	47,400	46,680	720	1.5%	SST	Page ETC
10/11/05	10/25/05	MI9983666		02470	42,500	42,380	120	0.3%	SST	US Bulk
10/11/05	10/25/05	MI9983667		02471	51,660	51,640	20	0.0%	SST	Page ETC
10/11/05	10/25/05	MI9983668		02472	46,020	45,960	60	0.1%	SST	Page ETC
10/11/05	10/25/05	MI9983669		02476	47,020	46,000	1,020	2.2%	SST	US Bulk
10/11/05	10/25/05	MI9983670		02478	46,320	46,280	40	0.1%	SST	US Bulk
10/11/05	10/25/05	MI9983671		02479	45,700	45,520	180	0.4%	SST	US Bulk
10/11/05	10/25/05	MI9983673		02483	47,500	47,600	(100)	-0.2%	SST	US Bulk

459.69	**TONS**	**OCTOBER SUB-TOTAL:**	919,380	915,560	3,820	0.42%	
2,327.95	**TONS**	**CUMULATIVE TOTAL:**	4,655,890	**4,527,100**	128,790	2.84%	

(2005) HONEYWELL SA-7 WASTE TRACKING: CWM-Model City

Date Shipped	Date of Return Manifest	State Manifest	N/A	Man. Doc #	Facilty Manifest Weight (lbs)	Estimated Weight (lbs)	Manifest - Estimate (lbs)	Manifest - Estimate (%)	Material	Transporter
01/20/05	04/11/05	NYH1416159		*00040	43,540	45,000	(1,460)	-3.4%	COPR/Soil	FCI
01/20/05	02/15/05	NYH2852802		*00041	29,600	38,000	(8,400)	-28.4%	COPR/Soil	FCI
01/20/05	02/15/05	NYG2852811		*00042	40,800	43,000	(2,200)	-5.4%	COPR/Soil	FCI
01/20/05	02/15/05	NYG2852712		*00043	40,080	43,000	(2,920)	-7.3%	COPR/Soil	FCI
01/20/05	02/15/05	NYG2852721		*00044	31,820	40,000	(8,180)	-25.7%	COPR/Soil	FCI
01/20/05	02/15/05	NYG2852883		*00045	27,480	40,000	(12,520)	-45.6%	COPR/Soil	FCI
01/20/05	02/15/05	NYG2852793		*00046	27,560	44,000	(16,440)	-59.7%	COPR/Soil	FCI
01/27/05	02/15/05	NYG2852784		*00060	33,840	40,000	(6,160)	-18.2%	COPR/Soil	FCI
01/27/05	02/15/05	NYG2852703		*00061	32,520	38,000	(5,480)	-16.9%	COPR/Soil	FCI
01/27/05	02/15/05	NYG2852847		*00062	35,580	34,000	1,580	4.4%	COPR/Soil	FCI
01/27/05	02/15/05	NYG2852865		*00063	32,140	34,000	(1,860)	-5.8%	COPR/Soil	FCI
01/27/05	02/15/05	NYG2852856		*00064	42,440	40,000	2,440	5.7%	COPR/Soil	FCI
01/27/05	02/15/05	NYG2852748		*00065	24,880	30,000	(5,120)	-20.6%	COPR/Soil	FCI
01/27/05	02/15/05	NYG2852739		*00066	33,320	38,000	(4,680)	-14.0%	COPR/Soil	FCI
01/28/05	02/15/05	NYG2852829		*00067	41,380	38,000	3,380	8.2%	COPR/Soil	FCI
01/28/05	02/15/05	NYG2852874		*00068	32,920	40,000	(7,080)	-21.5%	COPR/Soil	FCI
01/28/05	02/15/05	NYG2852937		*00069	35,640	30,000	5,640	15.8%	COPR/Soil	FCI
292.77	**TONS**			**JANUARY SUB-TOTAL:**	585,540	655,000	(69,460)	-10.60%		
292.77	**TONS**			**CUMULATIVE TOTAL:**	585,540	655,000	(69,460)	-10.60%		
02/01/05	02/18/05	NYG2852892		*00078	38,180	36,000	2,180	5.7%	COPR/Soil	FCI
02/01/05	02/18/05	NYG2852919		*00079	30,600	32,000	(1,400)	-4.6%	COPR/Soil	FCI
02/03/05	02/18/05	NYG2852775		*00091	42,360	40,000	2,360	5.6%	COPR/Soil	FCI
55.57	**TONS**			**FEBRUARY SUB-TOTAL:**	111,140	108,000	3,140	2.91%		
348.34	**TONS**			**CUMULATIVE TOTAL:**	696,680	763,000	(66,320)	-8.69%		
03/04/05	04/06/05	NYG3072195		*00156	38,040	30,000	8,040	21.1%	Slurry	FCI
19.02	**TONS**			**MARCH SUB-TOTAL:**	38,040	30,000	8,040	26.80%		
367.36	**TONS**			**CUMULATIVE TOTAL:**	734,720	793,000	(58,280)	-7.35%		
05/25/05	06/06/05	NYH1527858		00643	50,220	44,000	6,220	12.4%	Diag COPR	Horwith
05/25/05	06/06/05	NYH1527849		00646	44,500	44,560	(60)	-0.1%	Diag COPR	Horwith
05/25/05	06/06/05	NYH1527831		00647	53,220	49,000	4,220	7.9%	Diag COPR	Horwith
05/25/05	06/06/05	NYH1527822		00649	45,560	45,540	20	0.0%	Diag COPR	Horwith
05/25/05	06/06/05	NYH1527813		00653	51,760	49,000	2,760	5.3%	Diag COPR	Horwith
05/25/05	06/06/05	NYH1527804		00654	42,540	41,000	1,540	3.6%	Diag COPR	Horwith
143.90	**TONS**			**MAY SUB-TOTAL:**	287,800	273,100	14,700	5.38%		
511.26	**TONS**			**CUMULATIVE TOTAL:**	1,022,520	1,066,100	(43,580)	-4.09%		
06/08/05	08/05/05	NYH1522053		00775	50,420	45,500	4,920	9.8%	Diag COPR	Horwith
06/08/05	08/05/05	NYH1522044		00776	46,060	45,640	420	0.9%	Diag COPR	Horwith
06/08/05	08/05/05	NYH1527795		00777	42,380	42,060	320	0.8%	Diag COPR	Horwith
06/08/05	08/05/05	NYH1522026		00779	44,880	44,860	20	0.0%	Diag COPR	Horwith
06/08/05	08/05/05	NYH1522035		00782	46,580	46,340	240	0.5%	Diag COPR	Horwith
06/20/05	08/05/05	NYH1527768		00842	50,660	50,480	180	0.4%	Diag COPR	Horwith
06/20/05	08/05/05	NYH1527777		00845	52,640	49,600	3,040	5.8%	Diag COPR	Horwith
166.81	**TONS**			**MAY SUB-TOTAL:**	333,620	324,480	9,140	2.82%		
678.07	**TONS**			**CUMULATIVE TOTAL:**	1,356,140	**1,390,580**	(34,440)	-2.48%		

Honeywell

(2005) HONEYWELL SA-7 HAZ-LIQUID WASTE TRACKING: DUPONT										
Date Shipped	**Date of Return Manifest**	**State Manifest**	**Man. Doc #**	**Facilty Manifest Volume (Gals)**	**Material**	**Transporter**	**Class**	**Destination**	**B.O.L. #**	**Notes**
5/2/2005	5/16/2005	NJA5207168	00570	4,631	Frac Sludge	FCI	Hazardous	Dupont	42944	Vac Truck
5/9/2005	5/27/2005	NJA5207167	00594	4,987	Frac Sludge	FCI	Hazardous	Dupont	54185	Vac Truck
5/11/2005	5/27/2005	NJA5207158	00603	4,097	Frac Sludge	FCI	Hazardous	Dupont	43462	Vac Truck
5/13/2005	5/27/2005	NJA5207181	00605	5,084	Frac Sludge	FCI	Hazardous	Dupont	43596	Vac Truck
7/27/2005	8/12/2005	NJA5269767	01153	5,167	Tank Sludge	FCI	Hazardous	Dupont		Vac Truck
7/28/2005	8/12/2005	NJA5269779	01177	2,658	Tank Sludge	FCI	Hazardous	Dupont	54954	Vac Truck
9/29/2005	10/11/2005	NJA5299090	02243	3,525	Tank Sludge	FCI	Hazardous	Dupont	R29282	Vac Truck

CUMULATIVE TOTAL:	30,149	Gallons

(2006) HONEYWELL SA-7 HAZ-LIQUID WASTE TRACKING: DUPONT								
Date Shipped	**Date of Return Manifest**	**State Manifest**	**Man. Doc #**	**Facilty Manifest Weight (G)**	**Estimated Weight (G)**	**Material**	**Transporter**	**DuPont #**
5/1/2006	5/9/2006	NJA5306578	60018	5,433	5,433	SLUDGE	FCI	OW-12061-REL-1
8/28/2006	9/13/2006	NJA5341048	60025	4,896	4,896	MDT#4 SLUDGE	FCI	OW-90189-REL-1
8/28/2006	9/13/2006	NJA5341052	60026	5,300	5,300	MDT#4 SLUDGE	FCI	OW-90189-REL-2

CUMULATIVE TOTAL:	15,629	Gallons

Honeywell

Appendix E-2: Hazardous Waste Manifest Log (Excavated Material)

2006	USE Hazardous Waste Tracking Log
2007	USE Hazardous Waste Tracking Log
2008	USE Hazardous Waste Tracking Log
2009	USE Hazardous Waste Tracking Log

Honeywell

HONEYWELL SA-7 USE HAZARDOUS WASTE TRACKING (2006)

Date Shipped	Date of Return Manifest	State Manifest	Man. Doc #	Facilty Manifest Weight (lbs)	Estimated Weight (lbs)	Manifest - Estimate (lbs)	Man. - Estimate (%)	Material	Transporter	RAILCAR #
03/07/06	4/202006	NJA5296001	60004	75,560	48,840	26,720	35.4%	PILOT COPR	HORWITH	NDYX316246
03/07/06	4/202006	NJA5296002	60005	75,200	47,020	28,180	37.5%	PILOT COPR	HORWITH	NDYX316246
03/07/06	4/202006	NJA5296003	60006	28,200	50,040	(21,840)	-77.4%	PILOT COPR	HORWITH	JTLX240
03/07/06	4/202006	NJA5296004	60007	76,100	50,680	25,420	33.4%	PILOT COPR	HORWITH	JTLX240
03/07/06	4/202006	NJA5296005	60008	75,620	52,080	23,540	31.1%	PILOT COPR	HORWITH	JTLX240
03/07/06	4/202006	NJA5296006	60009	19,460	48,920	(29,460)	-151.4%	PILOT COPR	HORWITH	NDYX316246
03/07/06	4/202006	NJA5296007	60010	23,160	52,360	(29,200)	-126.1%	SCB	HORWITH	JTLX240
03/07/06	4/202006	NJA5296008	60011	19,480	48,780	(29,300)	-150.4%	SCB	HORWITH	NDYX316246
03/07/06	4/202006	NJA5296009	60012	66,100	49,500	16,600	25.1%	SCB	HORWITH	CEFX35242
03/07/06	4/202006	NJA5296010	60013	75,560	49,880	25,680	34.0%	SCB	HORWITH	CEFX35242
03/07/06	4/202006	NJA5296011	60014	38,500	46,960	(8,460)	-22.0%	SCB	HORWITH	CEFX35242
03/07/06	4/202006	NJA5296012	60015	13,280	49,240	(35,960)	-270.8%	SCB	HORWITH	CEFX35242

10/23/00	**SITE TONS (Month)**	**MARCH SUB-TOTAL:**	586,220	594,300	(8,080)	-1.38%
10/23/00	**TONS (Site)**	**CUMULATIVE TOTAL:**	586,220	594,300	(8,080)	-1.38%
10/19/00	**TONS (Facility)**	**CUMULATIVE TOTAL:**	586,220	594,300	(8,080)	-1.38%

04/03/06	05/17/06	NJA5296013	10001	76,020	47,480	28,540	37.5%	COPR	HORWITH	CEFX35239
04/03/06	05/08/06	NJA5296019	10002	33,540	51,540	(18,000)	-53.7%	COPR	HORWITH	JTLX30102
04/03/06	05/17/06	NJA5296014	10003	76,380	46,540	29,840	39.1%	COPR	HORWITH	CEFX35239
04/03/06	05/17/06	NJA5296015	10004	19,780	48,760	(28,980)	-146.5%	COPR	HORWITH	CEFX35239
04/03/06	05/17/06	NJA5296016	10005	19,020	48,660	(29,640)	-155.8%	COPR	HORWITH	CEFX35239
04/03/06	05/08/06	NJA5296017	10006	66,100	48,600	17,500	26.5%	COPR	HORWITH	JTLX30102
04/03/06	05/08/06	NJA5296018	10007	66,580	47,940	18,640	28.0%	COPR	HORWITH	JTLX30102
04/03/06	05/08/06	NJA5296020	10008	33,540	52,140	(18,600)	-55.5%	COPR	HORWITH	JTLX30102
04/03/06	05/08/06	NJA5296024	10009	32,900	50,880	(17,980)	-54.7%	COPR	HORWITH	JTLX276
04/03/06	05/08/06	NJA5296025	10010	36,200	48,300	(12,100)	-33.4%	COPR	HORWITH	JTLX30174
04/03/06	05/08/06	NJA5296021	10011	53,980	50,600	3,380	6.3%	COPR	HORWITH	JTLX276
04/03/06	05/08/06	NJA5296022	10012	32,920	48,660	(15,740)	-47.8%	COPR	HORWITH	JTLX276
04/03/06	05/08/06	NJA5296023	10013	75,120	48,980	26,140	34.8%	COPR	HORWITH	JTLX276
04/03/06	05/08/06	NJA5296026	10014	36,100	48,060	(11,960)	-33.1%	COPR	HORWITH	JTLX30153
04/03/06	05/08/06	NJA5296027	10015	66,860	49,540	17,320	25.9%	COPR	HORWITH	JTLX30153
04/03/06	05/08/06	NJA5296029	10016	68,180	48,100	20,080	29.5%	COPR	HORWITH	JTLX30153
04/03/06	05/08/06	NJA5296030	10017	22,040	50,820	(28,780)	-130.6%	COPR	HORWITH	JTLX30153
04/03/06	05/08/06	NJA5290320	10018	45,760	48,980	(3,220)	-7.0%	COPR	HORWITH	JTLX30111
04/03/06	05/08/06	NJA5290321	10019	75,740	47,320	28,420	37.5%	COPR	HORWITH	JTLX30111
04/03/06	05/08/06	NJA5290322	10020	19,520	45,500	(25,980)	-133.1%	COPR	HORWITH	JTLX30111
04/03/06	05/08/06	NJA5290323	10021	19,520	46,920	(27,400)	-140.4%	COPR	HORWITH	JTLX30111
04/03/06	05/08/06	NJA5290324	10022	67,400	45,360	22,040	32.7%	COPR	HORWITH	JTLX30174
04/03/06	05/08/06	NJA5290325	10023	18,260	49,260	(31,000)	-169.8%	COPR	HORWITH	NDYX316023
04/03/06	05/08/06	NJA5290326	10024	67,200	49,020	18,180	27.1%	COPR	HORWITH	NDYX316023
04/03/06	05/08/06	NJA5290327	10025	67,740	49,100	18,640	27.5%	COPR	HORWITH	NDYX316023
04/03/06	05/08/06	NJA5290328	10026	30,840	43,100	(12,260)	-39.8%	COPR	HORWITH	NDYX316023
04/03/06	05/08/06	NJA5290329	10027	68,120	51,080	17,040	25.0%	COPR	HORWITH	JTLX30174
04/03/06	05/08/06	NJA5290330	10028	26,460	49,680	(23,220)	-87.8%	COPR	HORWITH	JTLX30174
04/03/06	05/08/06	NJA5290331	10029	36,600	45,340	(8,740)	-23.9%	COPR	HORWITH	NDYX316132
04/03/06	05/08/06	NJA5290332	10030	75,860	47,400	28,460	37.5%	COPR	HORWITH	NDYX316132
04/03/06	05/08/06	NJA5290333	10031	33,320	43,780	(10,460)	-31.4%	COPR	HORWITH	NDYX316132
04/03/06	05/08/06	NJA5290334	10032	33,320	48,740	16,980	51.0%	COPR	HORWITH	NDYX316132
04/03/06	05/08/06	NJA5290335	10033	65,720	50,360	25,320	38.5%	COPR	HORWITH	JTLX30138
04/03/06	05/08/06	NJA5290336	10034	75,680	49,860	(20,940)	-27.7%	COPR	HORWITH	JTLX30138
04/03/06	05/08/06	NJA5290337	10035	28,920	48,680	(19,760)	-68.3%	COPR	HORWITH	JTLX30138
04/03/06	05/08/06	NJA5290338	10036	28,920	46,880	20,720	71.6%	COPR	HORWITH	JTLX30138
04/03/06	05/08/06	NJA5290339	10037	67,600	47,800	19,800	29.3%	COPR	HORWITH	NDYX316237
04/03/06	05/08/06	NJA5290340	10038	76,280	44,960	31,320	41.1%	COPR	HORWITH	NDYX316237
04/03/06	05/08/06	NJA5290341	10039	19,820	48,320	(28,500)	-143.8%	COPR	HORWITH	NDYX316237
04/03/06	05/08/06	NJA5290342	10040	19,840	46,740	(26,900)	-135.6%	COPR	HORWITH	NDYX316237
04/03/06	05/08/06	NJA5290343	10041	37,440	44,720	(7,280)	-19.4%	COPR	HORWITH	JTLX234
04/03/06	05/08/06	NJA5290344	10042	67,000	45,740	21,260	31.7%	COPR	HORWITH	JTLX234
04/04/06	05/08/06	NJA5290348	10043	67,080	48,600	18,480	27.5%	COPR	HORWITH	JTLX234
04/04/06	05/08/06	NJA5290349	10044	13,000	51,980	(38,980)	-299.8%	COPR	HORWITH	JTLX234
04/04/06	05/08/06	NJA5290350	10045	10,940	49,880	(38,940)	-355.9%	COPR	HORWITH	JTLX185
04/04/06	05/08/06	NJA5290351	10046	38,180	48,080	(9,900)	-25.9%	COPR	HORWITH	NDYX316002
04/04/06	05/08/06	NJA5290352	10047	32,200	40,020	(7,820)	-24.3%	COPR	HORWITH	NDYX316002
04/04/06	05/08/06	NJA5290353	10048	32,180	49,280	(17,100)	-53.1%	COPR	HORWITH	NDYX316002
04/04/06	05/08/06	NJA5290354	10049	67,820	45,700	22,120	32.6%	COPR	HORWITH	NDYX316002
04/04/06	05/08/06	NJA5290355	10050	67,520	48,140	19,380	28.7%	COPR	HORWITH	JTLX185
04/04/06	05/08/06	NJA5290356	10051	76,580	46,560	30,020	39.2%	COPR	HORWITH	JTLX185
04/04/06	05/08/06	NJA5290357	10052	38,980	49,080	(10,100)	-25.9%	COPR	HORWITH	JTLX185
04/04/06	05/08/06	NJA5290358	10053	67,980	49,020	18,960	27.9%	COPR	HORWITH	NDYX320318
04/04/06	05/08/06	NJA5290359	10054	68,580	47,520	21,060	30.7%	COPR	HORWITH	NDYX320318
04/04/06	05/08/06	NJA5290360	10055	33,440	51,440	(18,000)	-53.8%	COPR	HORWITH	NDYX320318
04/04/06	05/08/06	NJA5290361	10056	33,440	50,760	(17,320)	-51.8%	COPR	HORWITH	NDYX320318
04/04/06	05/09/06	NJA5290362	10057	10,660	49,500	(38,840)	-364.4%	COPR	HORWITH	JTLX192

HONEYWELL SA-7 USE HAZARDOUS WASTE TRACKING (2006)										
Date Shipped	Date of Return Manifest	State Manifest	Man. Doc #	Facilty Manifest Weight (lbs)	Estimated Weight (lbs)	Manifest - Estimate (lbs)	Man. - Estimate (%)	Material	Transporter	RAILCAR #
04/04/06	05/09/06	NJA5290363	10058	67,800	52,000	15,800	23.3%	COPR	HORWITH	JTLX192
04/04/06	05/09/06	NJA5290364	10059	66,320	47,660	18,660	28.1%	COPR	HORWITH	JTLX192
04/04/06	05/09/06	NJA5290365	10060	53,440	51,960	1,480	2.8%	COPR	HORWITH	JTLX192
04/04/06	05/08/06	NJA5290366	10061	67,160	49,940	17,220	25.6%	COPR	HORWITH	DJJX19174
04/04/06	05/08/06	NJA5290367	10062	67,280	48,260	19,020	28.3%	COPR	HORWITH	DJJX19174
04/04/06	05/08/06	NJA5290368	10063	28,720	48,380	(19,660)	-68.5%	COPR	HORWITH	DJJX19174
04/04/06	05/08/06	NJA5290369	10064	28,720	48,580	(19,860)	-69.2%	COPR	HORWITH	DJJX19174
04/04/06	05/08/06	NJA5290370	10065	49,520	48,440	1,080	2.2%	COPR	HORWITH	JTLX283
04/04/06	05/08/06	NJA5290371	10066	11,780	48,060	27,860	36.7%	COPR	HORWITH	NDYX316079
04/04/06	05/08/06	NJA5290372	10067	66,880	48,340	(15,440)	-46.9%	COPR	HORWITH	NDYX316079
04/04/06	05/08/06	NJA5290373	10068	67,340	49,780	17,560	26.1%	COPR	HORWITH	NDYX316079
04/04/06	05/08/06	NJA5290374	10069	43,700	46,960	(3,260)	-7.5%	COPR	HORWITH	NDYX316079
04/04/06	05/08/06	NJA5290375	10070	75,920	46,260	29,660	39.1%	COPR	HORWITH	JTLX283
04/04/06	05/08/06	NJA5290376	10071	32,900	49,700	(16,800)	-51.1%	COPR	HORWITH	JTLX283
04/04/06	05/08/06	NJA5290377	10072	32,920	46,360	(13,440)	-40.8%	COPR	HORWITH	JTLX283
04/04/06	05/08/06	NJA5290380	10073	37,740	48,020	(10,280)	-27.2%	COPR	HORWITH	JTLX74
04/04/06	05/08/06	NJA5290381	10074	66,540	49,740	16,800	25.2%	COPR	HORWITH	JTLX74
04/04/06	05/08/06	NJA5290382	10075	66,700	50,860	15,840	23.7%	COPR	HORWITH	JTLX74
04/04/06	05/08/06	NJA5290383	10076	26,660	49,800	(23,140)	-86.8%	COPR	HORWITH	JTLX74
04/04/06	05/08/06	NJA5290384	10077	63,440	52,260	11,180	17.6%	COPR	HORWITH	JTLX170
04/04/06	05/08/06	NJA5290387	10078	26,860	51,980	(25,120)	-93.5%	COPR	HORWITH	JTLX170
04/04/06	05/08/06	NJA5290388	10079	75,660	45,560	30,100	39.8%	COPR	HORWITH	JTLX170
04/04/06	05/08/06	NJA5290390	10080	26,840	44,880	(18,040)	-67.2%	COPR	HORWITH	JTLX170
04/05/06	05/08/06	NJA5290391	10081	32,680	49,640	(16,960)	-51.9%	COPR	HORWITH	JTLX278
04/05/06	05/08/06	NJA5290392	10082	67,340	51,280	16,060	23.8%	COPR	HORWITH	JTLX278
04/05/06	05/08/06	NJA5290393	10083	53,800	47,440	6,360	11.8%	COPR	HORWITH	NDYX316152
04/05/06	05/08/06	NJA5290394	10084	66,160	52,260	13,900	21.0%	COPR	HORWITH	JTLX278
04/05/06	05/08/06	NJA5290395	10085	16,200	52,440	(36,240)	-223.7%	COPR	HORWITH	DJJX19176
04/05/06	05/08/06	NJA5290396	10086	36,240	52,380	(16,140)	-44.5%	COPR	HORWITH	JTLX278
04/05/06	05/08/06	NJA5290397	10087	76,100	51,120	24,980	32.8%	COPR	HORWITH	DJJX19176
04/05/06	05/08/06	NJA5290398	10088	76,140	51,160	24,980	32.8%	COPR	HORWITH	DJJX19176
04/05/06	05/08/06	NJA5290399	10089	24,560	50,380	(25,820)	-105.1%	COPR	HORWITH	JTLX30126
04/05/06	05/08/06	NJA5290400	10090	34,000	50,260	(16,260)	-47.8%	COPR	HORWITH	DJJX19176
04/05/06	05/08/06	NJA5290401	10091	67,200	48,500	18,700	27.8%	COPR	HORWITH	NDYX316152
04/05/06	05/08/06	NJA5290402	10092	33,520	47,400	(13,880)	-41.4%	COPR	HORWITH	NDYX316152
04/05/06	05/08/06	NJA5290403	10093	33,500	48,660	(15,160)	-45.3%	COPR	HORWITH	NDYX316152
04/05/06	05/08/06	NJA5290404	10094	67,000	47,180	19,820	29.6%	COPR	HORWITH	NDYX316130
04/05/06	05/08/06	NJA5290405	10095	67,260	43,620	23,640	35.1%	COPR	HORWITH	NDYX316130
04/05/06	05/08/06	NJA5290406	10096	25,660	51,000	(25,340)	-98.8%	COPR	HORWITH	NDYX316130
04/05/06	05/08/06	NJA5290407	10097	25,660	49,260	(23,600)	-92.0%	COPR	HORWITH	NDYX316130
04/05/06	05/08/06	NJA5290408	10098	67,000	47,260	19,740	29.5%	COPR	HORWITH	JTLX30126
04/05/06	05/08/06	NJA5290409	10099	21,980	48,580	(26,600)	-121.0%	COPR	HORWITH	JTLX30126
04/05/06	05/08/06	NJA5290410	10100	76,920	47,580	29,340	38.1%	COPR	HORWITH	JTLX30126
04/05/06	05/17/06	NJA5290411	10101	57,380	47,120	10,260	17.9%	COPR	HORWITH	NDYX320427
04/05/06	05/17/06	NJA5290412	10102	75,460	48,020	27,440	36.4%	COPR	HORWITH	NDYX320427
04/05/06	05/17/06	NJA5290413	10103	27,960	49,200	(21,240)	-76.0%	COPR	HORWITH	NDYX320427
04/05/06	05/17/06	NJA5290414	10104	27,960	49,700	(21,740)	-77.8%	COPR	HORWITH	NDYX320427
04/05/06	05/09/06	NJA5290415	10105	76,380	50,560	25,820	33.8%	COPR	HORWITH	JTLX275
04/05/06	05/09/06	NJA5290416	10106	75,760	49,640	26,120	34.5%	COPR	HORWITH	JTLX275
04/05/06	05/09/06	NJA5290417	10107	18,820	50,880	(32,060)	-170.4%	COPR	HORWITH	JTLX275
04/05/06	05/09/06	NJA5290418	10108	18,840	49,820	(30,980)	-164.4%	COPR	HORWITH	JTLX275
04/05/06	05/09/06	NJA5290419	10109	37,660	48,160	(10,500)	-27.9%	COPR	HORWITH	NDYX316015
04/05/06	05/08/06	NJA5290420	10110	26,860	51,880	(25,020)	-93.1%	COPR	HORWITH	JTLX94
04/05/06	05/09/06	NJA5290421	10111	66,740	43,620	23,120	34.6%	COPR	HORWITH	NDYX316015
04/05/06	05/09/06	NJA5290422	10112	76,320	48,140	28,180	36.9%	COPR	HORWITH	NDYX316015
04/05/06	05/09/06	NJA5290423	10113	10,940	48,800	(37,860)	-346.1%	COPR	HORWITH	NDYX316015
04/05/06	05/08/06	NJA5290424	10114	66,600	46,640	19,960	30.0%	COPR	HORWITH	NDYX316103
04/05/06	05/08/06	NJA5290425	10115	67,700	48,800	18,900	27.9%	COPR	HORWITH	NDYX316103
04/05/06	05/08/06	NJA5290426	10116	28,420	47,340	(18,920)	-66.6%	COPR	HORWITH	NDYX316103
04/05/06	05/08/06	NJA5290427	10117	28,420	49,100	(20,680)	-72.8%	COPR	HORWITH	NDYX316103
04/05/06	05/08/06	NJA5290428	10118	68,820	49,720	19,100	27.8%	COPR	HORWITH	JTLX94
04/05/06	05/08/06	NJA5290429	10119	67,040	52,200	14,840	22.1%	COPR	HORWITH	JTLX94
04/05/06	05/08/06	NJA5290430	10120	38,680	49,780	(11,100)	-28.7%	COPR	HORWITH	JTLX94
04/05/06	05/08/06	NJA5290431	10121	76,540	53,280	23,260	30.4%	COPR	HORWITH	JTLX80
04/05/06	05/08/06	NJA5290432	10122	76,140	45,820	30,320	39.8%	COPR	HORWITH	JTLX80
04/05/06	05/08/06	NJA5290433	10123	20,160	49,760	(29,600)	-146.8%	COPR	HORWITH	JTLX80
04/06/06	05/08/06	NJA5290434	10124	20,160	49,620	(29,460)	-146.1%	COPR	HORWITH	JTLX80
04/06/06	05/19/06	NJA5290438	10125	16,720	49,840	(33,120)	-198.1%	COPR	HORWITH	NDYX320437
04/06/06	05/19/06	NJA5290439	10126	75,860	48,180	27,680	36.5%	COPR	HORWITH	NDYX320437
04/06/06	05/19/06	NJA5290440	10127	74,800	48,980	25,820	34.5%	COPR	HORWITH	NDYX320437
04/06/06	05/19/06	NJA5290441	10128	30,760	50,280	(19,520)	-63.5%	COPR	HORWITH	NDYX320437
04/06/06	05/08/06	NJA5290442	10129	27,920	52,060	(24,140)	-86.5%	COPR	HORWITH	JTLX30105
04/06/06	05/08/06	NJA5290443	10130	74,940	51,800	23,140	30.9%	COPR	HORWITH	JTLX30105
04/06/06	05/08/06	NJA5290446	10131	75,760	51,920	23,840	31.5%	COPR	HORWITH	JTLX30105

HONEYWELL SA-7 USE HAZARDOUS WASTE TRACKING (2006)										
Date Shipped	Date of Return Manifest	State Manifest	Man. Doc #	Facilty Manifest Weight (lbs)	Estimated Weight (lbs)	Manifest - Estimate (lbs)	Man. - Estimate (%)	Material	Transporter	RAILCAR #
04/06/06	05/08/06	NJA5290447	10132	28,800	52,260	(23,460)	-81.5%	COPR	HORWITH	JTLX30105
04/06/06	05/08/06	NJA5290448	10133	36,700	49,700	(13,000)	-35.4%	COPR	HORWITH	NDYX316076
04/06/06	05/08/06	NJA5081462	10134	28,120	51,820	(23,700)	-84.3%	COPR	HORWITH	NDYX320346
04/06/06	05/08/06	NJA5290450	10135	66,720	52,280	14,440	21.6%	COPR	HORWITH	NDYX320346
04/06/06	05/08/06	NJA5290451	10136	67,360	50,300	17,060	25.3%	COPR	HORWITH	NDYX320346
04/06/06	05/08/06	NJA5290452	10137	40,180	50,440	(10,260)	-25.5%	COPR	HORWITH	NDYX320346
04/06/06	05/19/06	NJA5290454	10138	37,600	50,240	(12,640)	-33.6%	COPR	HORWITH	JTLX30125
04/06/06	05/19/06	NJA5290455	10139	66,760	51,280	15,480	23.2%	COPR	HORWITH	JTLX30125
04/06/06	05/08/06	NJA5290456	10140	76,160	49,220	26,940	35.4%	COPR	HORWITH	NDYX316076
04/06/06	05/19/06	NJA5081457	10141	68,520	52,360	16,160	23.6%	COPR	HORWITH	JTLX30125
04/06/06	05/08/06	NJA5081458	10142	75,800	49,700	26,100	34.4%	COPR	HORWITH	NDYX316076
04/06/06	05/19/06	NJA5081459	10143	29,800	50,580	(20,780)	-69.7%	COPR	HORWITH	JTLX30125
04/06/06	05/08/06	NJA5290457	10144	76,320	49,580	26,740	35.0%	COPR	HORWITH	NDYX316052
04/06/06	05/08/06	NJA5290458	10145	75,620	47,300	28,320	37.5%	COPR	HORWITH	NDYX316052
04/06/06	05/08/06	NJA5290459	10146	18,880	50,220	(31,340)	-166.0%	COPR	HORWITH	NDYX316052
04/06/06	05/08/06	NJA5290460	10147	18,880	48,100	(29,220)	-154.8%	COPR	HORWITH	NDYX316052
04/06/06	05/08/06	NJA5290461	10148	9,880	47,880	(38,000)	-384.6%	COPR	HORWITH	NDYX316076
04/06/06	05/08/06	NJA5290462	10149	25,860	48,820	(22,960)	-88.8%	COPR	HORWITH	JTLX30141
04/06/06	05/08/06	NJA5290463	10150	66,800	49,840	16,960	25.4%	COPR	HORWITH	JTLX30141
04/06/06	05/08/06	NJA5290464	10151	68,360	49,700	18,660	27.3%	COPR	HORWITH	JTLX30141
04/06/06	05/08/06	NJA5290465	10152	27,700	49,920	(22,220)	-80.2%	COPR	HORWITH	JTLX30141
04/06/06	05/09/06	NJA5290466	10153	67,320	49,200	18,120	26.9%	COPR	HORWITH	JTLX30163
04/06/06	05/09/06	NJA5290467	10154	76,060	50,540	25,520	33.6%	COPR	HORWITH	JTLX30163
04/06/06	05/09/06	NJA5290468	10155	37,680	53,060	(15,380)	-40.8%	COPR	HORWITH	JTLX30163
04/06/06	05/09/06	NJA5290469	10156	37,700	49,340	(11,640)	-30.9%	COPR	HORWITH	JTLX30163
04/06/06	05/09/06	NJA5290470	10157	21,400	49,080	(27,680)	-129.3%	COPR	HORWITH	NDYX316016
04/06/06	05/09/06	NJA5290471	10158	75,180	48,020	27,160	36.1%	COPR	HORWITH	NDYX316016
04/06/06	05/09/06	NJA5290473	10159	56,840	50,540	6,300	11.1%	COPR	HORWITH	DJLX98515
04/06/06	05/09/06	NJA5290474	10160	68,100	51,460	16,640	24.4%	COPR	HORWITH	DJLX98515
04/06/06	05/09/06	NJA5290475	10161	33,080	51,020	(17,940)	-54.2%	COPR	HORWITH	DJLX98515
04/06/06	05/09/06	NJA5290476	10162	67,080	50,600	16,480	24.6%	COPR	HORWITH	NDYX316016
04/06/06	05/09/06	NJA5290477	10163	33,060	50,040	(16,980)	-51.4%	COPR	HORWITH	DJLX98515
04/06/06	05/09/06	NJA5290478	10164	48,520	50,840	(2,320)	-4.8%	COPR	HORWITH	JTLX30112
04/06/06	05/09/06	NJA5290479	10165	76,240	51,500	24,740	32.5%	COPR	HORWITH	JTLX30112
04/06/06	05/09/06	NJA5290480	10166	75,180	50,380	24,800	33.0%	COPR	HORWITH	NDYX316098
04/06/06	05/09/06	NJA5290481	10167	66,700	50,240	16,460	24.7%	COPR	HORWITH	NDYX316098
04/06/06	05/09/06	NJA5290482	10168	67,100	50,800	16,300	24.3%	COPR	HORWITH	JTLX30112
04/06/06	05/09/06	NJA5290483	10169	28,500	49,640	(21,140)	-74.2%	COPR	HORWITH	NDYX316016
04/07/06	05/09/06	NJA5290484	10170	10,040	52,440	(42,400)	-422.3%	COPR	HORWITH	JTLX30112
04/07/06	05/09/06	NJA5290485	10171	15,080	48,940	(33,860)	-224.5%	COPR	HORWITH	CHUX134
04/07/06	05/09/06	NJA5290486	10172	67,220	48,900	18,320	27.3%	COPR	HORWITH	CHUX134
04/07/06	05/09/06	NJA5290487	10173	67,080	50,060	17,020	25.4%	COPR	HORWITH	CHUX134
04/07/06	05/09/06	NJA5290488	10174	38,640	48,860	(10,220)	-26.4%	COPR	HORWITH	CHUX134
04/07/06	05/09/06	NJA5290489	10175	37,120	49,120	(12,000)	-32.3%	COPR	HORWITH	CHUX131
04/07/06	05/09/06	NJA5290491	10176	74,680	49,540	25,140	33.7%	COPR	HORWITH	CHUX131
04/07/06	05/09/06	NJA5290492	10177	74,500	51,200	23,300	31.3%	COPR	HORWITH	CHUX131
04/07/06	05/09/06	NJA5290493	10178	16,080	49,840	(33,760)	-210.0%	COPR	HORWITH	CHUX131
04/07/06	05/09/06	NJA5290494	10179	76,040	49,340	26,700	35.1%	COPR	HORWITH	JTLX30127
04/07/06	05/09/06	NJA5290495	10180	50,880	53,240	(2,360)	-4.6%	COPR	HORWITH	JTLX30127
04/07/06	05/09/06	NJA5290496	10181	37,740	52,500	(14,760)	-39.1%	COPR	HORWITH	JTLX30127
04/07/06	05/09/06	NJA5290497	10182	24,760	48,200	(23,440)	-94.7%	COPR	HORWITH	NDYX316098
04/07/06	05/09/06	NJA5290498	10183	37,740	49,820	(12,080)	-32.0%	COPR	HORWITH	JTLX30127
04/07/06	05/09/06	NJA5290499	10184	68,720	49,940	18,780	27.3%	COPR	HORWITH	JTLX277
04/07/06	05/09/06	NJA5290500	10185	66,820	52,080	14,740	22.1%	COPR	HORWITH	JTLX277
04/07/06	05/09/06	NJA5290501	10186	34,260	51,700	(17,440)	-50.9%	COPR	HORWITH	JTLX277
04/07/06	05/09/06	NJA5290502	10187	34,260	52,520	(18,260)	-53.3%	COPR	HORWITH	JTLX277
04/07/06	05/09/06	NJA5290503	10188	66,080	52,040	14,040	21.2%	COPR	HORWITH	DJJX19109
04/07/06	05/09/06	NJA5290504	10189	67,100	50,820	16,280	24.3%	COPR	HORWITH	DJJX19109
04/07/06	05/09/06	NJA5290505	10190	33,900	48,960	(15,060)	-44.4%	COPR	HORWITH	DJJX19109
04/07/06	05/09/06	NJA5290506	10191	33,900	50,320	(16,420)	-48.4%	COPR	HORWITH	DJJX19109
04/07/06	05/09/06	NJA5290507	10192	44,360	49,880	(5,520)	-12.4%	COPR	HORWITH	JTLX252
04/07/06	05/09/06	NJA5290508	10193	75,760	49,300	26,460	34.9%	COPR	HORWITH	JTLX252
04/07/06	05/09/06	NJA5290509	10194	35,860	50,500	(14,640)	-40.8%	COPR	HORWITH	JTLX252
04/07/06	05/09/06	NJA5290510	10195	39,620	50,320	(10,700)	-27.0%	COPR	HORWITH	JTLX252
04/07/06	05/19/06	NJA5290511	10196	37,940	50,820	(12,880)	-33.9%	COPR	HORWITH	JTLX271
04/07/06	05/19/06	NJA5290512	10197	67,540	51,400	16,140	23.9%	COPR	HORWITH	JTLX271
04/07/06	05/19/06	NJA5290513	10198	66,860	51,260	15,600	23.3%	COPR	HORWITH	JTLX271
04/07/06	05/19/06	NJA5290514	10199	22,840	50,840	(28,000)	-122.6%	COPR	HORWITH	JTLX271
04/07/06	05/08/06	NJA5290515	10200	76,440	50,000	26,440	34.6%	COPR	HORWITH	JTLX30128
04/07/06	05/08/06	NJA5290516	10201	74,720	51,080	23,640	31.6%	COPR	HORWITH	JTLX30128
04/07/06	05/08/06	NJA5290517	10202	21,100	50,600	(29,500)	-139.8%	COPR	HORWITH	JTLX30128
04/07/06	05/08/06	NJA5290518	10203	21,100	50,100	(29,000)	-137.4%	COPR	HORWITH	JTLX30128
04/07/06	05/09/06	NJA5290519	10204	75,120	49,840	25,280	33.7%	COPR	HORWITH	JTLX30109
04/07/06	05/09/06	NJA5290520	10205	25,420	49,160	(23,740)	-93.4%	COPR	HORWITH	NDYX316098

HONEYWELL SA-7 USE HAZARDOUS WASTE TRACKING (2006)										
Date Shipped	Date of Return Manifest	State Manifest	Man. Doc #	Facilty Manifest Weight (lbs)	Estimated Weight (lbs)	Manifest - Estimate (lbs)	Man. - Estimate (%)	Material	Transporter	RAILCAR #
04/07/06	05/09/06	NJA5290521	10206	67,060	49,500	17,560	26.2%	COPR	HORWITH	JTLX30109
04/07/06	05/09/06	NJA5290522	10207	33,360	50,800	(17,440)	-52.3%	COPR	HORWITH	JTLX30109
04/07/06	05/09/06	NJA5290523	10208	33,340	52,400	(19,060)	-57.2%	COPR	HORWITH	JTLX30109
04/07/06	05/09/06	NJA5290524	10209	67,560	51,780	15,780	23.4%	COPR	HORWITH	JTLX4058
04/07/06	05/09/06	NJA5290525	10210	76,760	50,060	26,700	34.8%	COPR	HORWITH	JTLX4058
04/07/06	05/09/06	NJA5290526	10211	27,500	52,460	(24,960)	-90.8%	COPR	HORWITH	JTLX4058
04/10/06	05/09/06	NJA5290527	10212	27,500	49,800	(22,300)	-81.1%	COPR	HORWITH	JTLX4058
04/10/06	05/17/06	NJA5290528	10213	66,880	49,320	17,560	26.3%	COPR	HORWITH	CHUX248
04/10/06	05/08/06	NJA5290529	10214	9,340	49,120	(39,780)	-425.9%	COPR	HORWITH	NDYX316063
04/10/06	05/08/06	NJA5290530	10215	76,320	46,440	29,880	39.2%	COPR	HORWITH	NDYX316063
04/10/06	05/08/06	NJA5290531	10216	74,940	50,500	24,440	32.6%	COPR	HORWITH	NDYX316063
04/10/06	05/08/06	NJA5290532	10217	32,080	49,080	(17,000)	-53.0%	COPR	HORWITH	NDYX316063
04/10/06	05/08/06	NJA5290533	10218	36,180	48,940	(12,760)	-35.3%	COPR	HORWITH	NDYX316029
04/10/06	05/17/06	NJA5290534	10219	75,960	50,900	25,060	33.0%	COPR	HORWITH	CHUX248
04/10/06	05/17/06	NJA5290535	10220	25,720	52,260	(26,540)	-103.2%	COPR	HORWITH	CHUX248
04/10/06	05/08/06	NJA5290536	10221	66,040	51,600	14,440	21.9%	COPR	HORWITH	CHUX240
04/10/06	05/17/06	NJA5290537	10222	25,720	51,080	(25,360)	-98.6%	COPR	HORWITH	CHUX248
04/10/06	05/08/06	NJA5290538	10223	66,960	49,080	17,880	26.7%	COPR	HORWITH	CHUX240
04/10/06	05/08/06	NJA5290539	10224	33,360	50,220	(16,860)	-50.5%	COPR	HORWITH	CHUX240
04/10/06	05/08/06	NJA5290540	10225	33,340	51,400	(18,060)	-54.2%	COPR	HORWITH	CHUX240
04/10/06	05/08/06	NJA5290541	10226	67,240	48,800	18,440	27.4%	COPR	HORWITH	NDYX316029
04/10/06	05/08/06	NJA5290542	10227	68,380	49,580	18,800	27.5%	COPR	HORWITH	NDYX316029
04/10/06	05/08/06	NJA5290543	10228	16,500	48,500	(32,000)	-193.9%	COPR	HORWITH	NDYX316029
04/10/06	05/08/06	NJA5290544	10229	76,100	50,200	25,900	34.0%	COPR	HORWITH	CHUX242
04/10/06	05/08/06	NJA5290545	10230	75,860	50,740	25,120	33.1%	COPR	HORWITH	CHUX242
04/10/06	05/08/06	NJA5290546	10231	21,440	49,560	(28,120)	-131.2%	COPR	HORWITH	CHUX242
04/10/06	05/08/06	NJA5290547	10232	21,840	49,020	(27,180)	-124.5%	COPR	HORWITH	CHUX242
04/10/06	05/08/06	NJA5290548	10233	36,280	49,680	(13,400)	-36.9%	COPR	HORWITH	CHUX237
04/10/06	05/08/06	NJA5290549	10234	67,880	49,480	18,400	27.1%	COPR	HORWITH	CHUX237
04/10/06	05/08/06	NJA5290550	10235	65,160	49,500	15,660	24.0%	COPR	HORWITH	CHUX237
04/10/06	05/08/06	NJA5290551	10236	75,320	50,580	24,740	32.8%	COPR	HORWITH	CHUX229
04/10/06	05/08/06	NJA5290552	10237	66,860	49,140	17,720	26.5%	COPR	HORWITH	CHUX229
04/10/06	05/08/06	NJA5290553	10238	28,720	49,680	(20,960)	-73.0%	COPR	HORWITH	CHUX229
04/10/06	05/08/06	NJA5290554	10239	28,720	49,680	(20,960)	-73.0%	COPR	HORWITH	CHUX229
04/10/06	05/19/06	NJA5290555	10240	24,200	49,120	(24,920)	-103.0%	COPR	HORWITH	NDYX316018
04/10/06	05/08/06	NJA5290556	10241	27,700	49,800	(22,100)	-79.8%	COPR	HORWITH	CHUX237
04/10/06	05/19/06	NJA5290557	10242	68,500	49,120	19,380	28.3%	COPR	HORWITH	NDYX316018
04/10/06	05/19/06	NJA5290558	10243	66,260	49,080	17,180	25.9%	COPR	HORWITH	NDYX316018
04/10/06	05/08/06	NJA5290559	10244	39,840	50,320	(10,480)	-26.3%	COPR	HORWITH	CHUX239
04/10/06	05/08/06	NJA5290560	10245	37,840	51,480	(13,640)	-36.0%	COPR	HORWITH	CHUX239
04/10/06	05/08/06	NJA5290561	10246	76,780	51,760	25,020	32.6%	COPR	HORWITH	CHUX239
04/10/06	05/08/06	NJA5290562	10247	37,820	50,060	(12,240)	-32.4%	COPR	HORWITH	CHUX239
04/10/06	05/19/06	NJA5290563	10248	33,820	49,760	(15,940)	-47.1%	COPR	HORWITH	NDYX316018
04/10/06	05/19/06	NJA5290564	10249	32,500	51,000	(18,500)	-56.9%	COPR	HORWITH	JTLX130
04/10/06	05/19/06	NJA5290565	10250	68,420	50,280	18,140	26.5%	COPR	HORWITH	JTLX130
04/10/06	05/19/06	NJA5290566	10251	67,580	48,740	18,840	27.9%	COPR	HORWITH	JTLX130
04/10/06	05/19/06	NJA5290567	10252	29,500	49,220	(19,720)	-66.8%	COPR	HORWITH	JTLX130
04/10/06	05/08/06	NJA5290568	10253	25,240	48,600	(23,360)	-92.6%	COPR	HORWITH	JTLX30107
04/10/06	05/08/06	NJA5290569	10254	67,680	49,340	18,340	27.1%	COPR	HORWITH	JTLX30107
04/10/06	05/08/06	NJA5290570	10255	68,200	48,560	19,640	28.8%	COPR	HORWITH	JTLX30107
04/10/06	05/08/06	NJA5290571	10256	29,680	50,440	(20,760)	-69.9%	COPR	HORWITH	JTLX30107
04/10/06	05/08/06	NJA5290572	10257	53,400	50,560	2,840	5.3%	COPR	HORWITH	JTLX156
04/11/06	05/08/06	NJA5290573	10258	68,040	49,980	18,060	26.5%	COPR	HORWITH	JTLX156
04/11/06	05/08/06	NJA5290576	10259	23,140	50,100	(26,960)	-116.5%	COPR	HORWITH	JTLX273
04/11/06	05/08/06	NJA5290577	10260	66,640	48,880	17,760	26.7%	COPR	HORWITH	JTLX273
04/11/06	05/08/06	NJA5290578	10261	66,460	48,180	18,280	27.5%	COPR	HORWITH	JTLX273
04/11/06	05/08/06	NJA5290579	10262	38,520	50,980	(12,460)	-32.3%	COPR	HORWITH	JTLX273
04/11/06	05/08/06	NJA5290580	10263	66,000	51,060	14,940	22.6%	COPR	HORWITH	JTLX156
04/11/06	05/08/06	NJA5290581	10264	11,520	51,880	(40,360)	-350.3%	COPR	HORWITH	JTLX156
04/11/06	05/08/06	NJA5290582	10265	56,220	50,040	6,180	11.0%	COPR	HORWITH	CHUX103
04/11/06	05/08/06	NJA5290583	10266	67,340	51,320	16,020	23.8%	COPR	HORWITH	CHUX103
04/11/06	05/08/06	NJA5290593	10267	67,420	49,640	17,780	26.4%	COPR	HORWITH	CHUX103
04/11/06	05/08/06	NJA5290594	10268	13,840	52,020	(38,180)	-275.9%	COPR	HORWITH	CHUX103
04/11/06	05/08/06	NJA5290595	10269	63,040	53,720	9,320	14.8%	COPR	HORWITH	CHUX113
04/11/06	05/08/06	NJA5290596	10270	75,900	49,680	26,220	34.5%	COPR	HORWITH	CHUX113
04/11/06	05/08/06	NJA5290597	10271	29,720	49,280	(19,560)	-65.8%	COPR	HORWITH	CHUX113
04/11/06	05/08/06	NJA5290598	10272	29,740	50,460	(20,720)	-69.7%	COPR	HORWITH	CHUX113
04/11/06	05/17/06	NJA5290599	10273	35,740	51,140	(15,400)	-43.1%	COPR	HORWITH	JTLX186
04/11/06	05/17/06	NJA5290600	10274	65,940	51,960	13,980	21.2%	COPR	HORWITH	JTLX186
04/11/06	05/17/06	NJA5290601	10275	66,220	51,680	14,540	22.0%	COPR	HORWITH	JTLX186
04/11/06	05/17/06	NJA5290602	10276	29,980	52,880	(22,900)	-76.4%	COPR	HORWITH	JTLX186
04/11/06	05/17/06	NJA5290603	10277	37,500	48,800	(11,300)	-30.1%	COPR	HORWITH	CHUX137
04/11/06	05/17/06	NJA5280604	10278	75,760	50,660	25,100	33.1%	COPR	HORWITH	CHUX137
04/11/06	05/17/06	NJA5290605	10279	68,340	51,700	16,640	24.3%	COPR	HORWITH	CHUX137

HONEYWELL SA-7 USE HAZARDOUS WASTE TRACKING (2006)										
Date Shipped	Date of Return Manifest	State Manifest	Man. Doc #	Facilty Manifest Weight (lbs)	Estimated Weight (lbs)	Manifest - Estimate (lbs)	Man. - Estimate (%)	Material	Transporter	RAILCAR #
04/11/06	05/17/06	NJA5290606	10280	31,680	51,740	(20,060)	-63.3%	COPR	HORWITH	CHUX137
04/11/06	05/08/06	NJA5290607	10281	75,880	49,000	26,880	35.4%	COPR	HORWITH	CHUX132
04/11/06	05/08/06	NJA5290608	10282	37,020	48,980	(11,960)	-32.3%	COPR	HORWITH	NYDX316072
04/11/06	05/08/06	NJA5290609	10283	75,280	53,260	22,020	29.3%	COPR	HORWITH	CHUX132
04/11/06	05/08/06	NJA5290610	10284	26,140	50,320	(24,180)	-92.5%	COPR	HORWITH	CHUX132
04/11/06	05/08/06	NJA5290611	10285	25,400	52,500	(27,100)	-106.7%	COPR	HORWITH	CHUX132
04/11/06	05/08/06	NJA5290612	10286	76,680	50,740	25,940	33.8%	COPR	HORWITH	JTLX30100
04/11/06	05/08/06	NJA5290613	10287	67,280	50,160	17,120	25.4%	COPR	HORWITH	JTLX30100
04/11/06	05/08/06	NJA5290614	10288	26,040	49,560	(23,520)	-90.3%	COPR	HORWITH	JTLX30100
04/11/06	05/08/06	NJA5290615	10289	26,040	51,840	(25,800)	-99.1%	COPR	HORWITH	JTLX30100
04/11/06	05/08/06	NJA5290616	10290	51,040	48,860	2,180	4.3%	COPR	HORWITH	CHUX101
04/11/06	05/08/06	NJA5290617	10291	76,260	50,720	25,540	33.5%	COPR	HORWITH	CHUX101
04/11/06	05/08/06	NJA5290618	10292	38,200	50,320	(12,120)	-31.7%	COPR	HORWITH	CHUX101
04/11/06	05/08/06	NJA5290619	10293	73,860	48,880	24,980	33.8%	COPR	HORWITH	NYDX316072
04/11/06	05/08/06	NJA5290620	10294	68,360	48,600	19,760	28.9%	COPR	HORWITH	NYDX316072
04/11/06	05/08/06	NJA5290621	10295	13,340	49,000	(35,660)	-267.3%	COPR	HORWITH	NYDX316072
04/11/06	05/08/06	NJA5290622	10296	38,220	49,920	(11,700)	-30.6%	COPR	HORWITH	CHUX101
04/11/06	05/08/06	NJA5290623	10297	49,540	52,060	(2,520)	-5.1%	COPR	HORWITH	CHUX135
04/11/06	05/08/06	NJA5290624	10298	67,740	50,480	17,260	25.5%	COPR	HORWITH	CHUX135
04/11/06	05/08/06	NJA5290625	10299	67,140	49,960	17,180	25.6%	COPR	HORWITH	CHUX135
04/11/06	05/08/06	NJA5290626	10300	16,120	50,300	(34,180)	-212.0%	COPR	HORWITH	CHUX135
04/11/06	05/17/06	NJA5290628	10301	76,200	48,640	27,560	36.2%	COPR	HORWITH	CHUX104
04/11/06	05/17/06	NJA5290629	10302	75,820	50,060	25,760	34.0%	COPR	HORWITH	CHUX104
04/12/06	05/17/06	NJA5290630	10303	24,120	51,380	(27,260)	-113.0%	COPR	HORWITH	CHUX104
04/12/06	05/24/06	NJA5290631	10304	76,340	49,080	27,260	35.7%	COPR	HORWITH	CHUX233
04/12/06	05/24/06	NJA5290632	10305	27,400	49,220	(21,820)	-79.6%	COPR	HORWITH	CHUX233
04/12/06	05/24/06	NJA5290633	10306	26,640	51,700	(25,060)	-94.1%	COPR	HORWITH	CHUX233
04/12/06	05/24/06	NJA5290634	10307	76,380	48,460	27,920	36.6%	COPR	HORWITH	CHUX233
04/12/06	05/08/06	NJA5290635	10308	16,780	48,880	(32,100)	-191.3%	COPR	HORWITH	CHUX182
04/12/06	05/08/06	NJA5290636	10309	66,720	51,860	14,860	22.3%	COPR	HORWITH	CHUX182
04/12/06	05/08/06	NJA5290637	10310	67,140	50,220	16,920	25.2%	COPR	HORWITH	CHUX182
04/12/06	05/08/06	NJA5290638	10311	48,260	50,740	(2,480)	-5.1%	COPR	HORWITH	CHUX182
04/12/06	05/08/06	NJA5290639	10312	27,140	52,280	(25,140)	-92.6%	COPR	HORWITH	CHUX175
04/12/06	05/08/06	NJA5290640	10313	75,040	52,200	22,840	30.4%	COPR	HORWITH	CHUX175
04/12/06	05/08/06	NJA5290641	10314	68,200	50,820	17,380	25.5%	COPR	HORWITH	CHUX175
04/12/06	05/08/06	NJA5290643	10315	30,080	49,520	(19,440)	-64.6%	COPR	HORWITH	CHUX175
04/12/06	05/08/06	NJA5290642	10316	36,760	50,820	(14,060)	-38.2%	COPR	HORWITH	CHUX177
04/12/06	05/08/06	NJA5290644	10317	68,320	50,240	18,080	26.5%	COPR	HORWITH	CHUX177
04/12/06	05/08/06	NJA5290645	10318	65,860	48,960	16,900	25.7%	COPR	HORWITH	CHUX177
04/12/06	05/08/06	NJA5290646	10319	29,800	49,800	(20,000)	-67.1%	COPR	HORWITH	CHUX177
04/12/06	05/08/06	NJA5290647	10320	37,940	48,920	(10,980)	-28.9%	COPR	HORWITH	CHUX183
04/12/06	05/08/06	NJA5290649	10321	66,980	50,380	16,600	24.8%	COPR	HORWITH	CHUX183
04/12/06	05/08/06	NJA5290650	10322	66,960	50,800	16,160	24.1%	COPR	HORWITH	CHUX183
04/12/06	05/08/06	NJA5290651	10323	21,120	49,440	(28,320)	-134.1%	COPR	HORWITH	CHUX183
04/12/06	05/17/06	NJA5290652	10324	17,420	49,620	(32,200)	-184.8%	COPR	HORWITH	CHUX180
04/12/06	05/17/06	NJA5290653	10325	66,940	49,520	17,420	26.0%	COPR	HORWITH	CHUX180
04/12/06	05/17/06	NJA5290654	10326	67,400	49,700	17,700	26.3%	COPR	HORWITH	CHUX180
04/12/06	05/17/06	NJA5290655	10327	39,020	51,800	(12,780)	-32.8%	COPR	HORWITH	CHUX180
04/12/06	05/17/06	NJA5290656	10328	65,240	50,380	14,860	22.8%	COPR	HORWITH	CHUX238
04/12/06	05/17/06	NJA5290657	10329	75,780	51,060	24,720	32.6%	COPR	HORWITH	CHUX238
04/12/06	05/17/06	NJA5290658	10330	28,500	47,660	(19,160)	-67.2%	COPR	HORWITH	CHUX238
04/12/06	05/17/06	NJA5290659	10331	29,260	50,720	(21,460)	-73.3%	COPR	HORWITH	CHUX238
04/12/06	05/17/06	NJA5290660	10332	54,200	51,260	2,940	5.4%	COPR	HORWITH	CHUX241
04/12/06	05/17/06	NJA5290661	10333	66,840	50,160	16,680	25.0%	COPR	HORWITH	CHUX241
04/12/06	05/17/06	NJA5290662	10334	66,980	50,280	16,700	24.9%	COPR	HORWITH	CHUX241
04/12/06	05/17/06	NJA5290663	10335	11,520	49,060	(37,540)	-325.9%	COPR	HORWITH	CHUX241
04/12/06	05/17/06	NJA5290664	10336	49,700	50,600	(900)	-1.8%	COPR	HORWITH	CHUX236
04/12/06	05/17/06	NJA5290665	10337	65,460	50,540	14,920	22.8%	COPR	HORWITH	CHUX236
04/12/06	05/17/06	NJA5290666	10338	65,920	47,860	18,060	27.4%	COPR	HORWITH	CHUX236
04/12/06	05/17/06	NJA5290667	10339	13,540	49,660	(36,120)	-266.8%	COPR	HORWITH	CHUX236
04/12/06	05/17/06	NJA5290668	10340	37,440	51,140	(13,700)	-36.6%	COPR	HORWITH	CHUX230
04/12/06	05/17/06	NJA5290669	10341	74,960	50,680	24,280	32.4%	COPR	HORWITH	CHUX230
04/12/06	05/17/06	NJA5290670	10342	68,900	49,420	19,480	28.3%	COPR	HORWITH	CHUX230
04/12/06	05/17/06	NJA5290671	10343	24,120	51,840	(27,720)	-114.9%	COPR	HORWITH	CHUX104
04/12/06	05/17/06	NJA5290672	10344	17,460	49,900	(32,440)	-185.8%	COPR	HORWITH	CHUX230
04/12/06	05/17/06	NJA5290673	10345	49,520	49,520	27,140	54.8%	COPR	HORWITH	NDYX320452
04/12/06	05/17/06	NJA5290674	10346	50,320	50,320	66,920	133.0%	COPR	HORWITH	NDYX320452
04/12/06	05/17/06	NJA5290676	10347	52,860	52,860	67,140	127.0%	COPR	HORWITH	NDYX320452
04/12/06	05/17/06	NJA5290677	10348	52,120	52,120	38,960	74.8%	COPR	HORWITH	NDYX320452
04/13/06	05/17/06	NJA5290678	10349	61,760	50,600	11,160	18.1%	COPR	HORWITH	NDYX320344
04/13/06	05/17/06	NJA5290679	10350	67,260	50,060	17,200	25.6%	COPR	HORWITH	NDYX320344
04/13/06	05/17/06	NJA5290680	10351	33,520	49,200	(15,680)	-46.8%	COPR	HORWITH	NDYX320344
04/13/06	05/17/06	NJA5290681	10352	33,520	49,980	(16,460)	-49.1%	COPR	HORWITH	NDYX320344
04/13/06	05/17/06	NJA5290682	10353	75,840	49,480	26,360	34.8%	COPR	HORWITH	CHUX108

HONEYWELL SA-7 USE HAZARDOUS WASTE TRACKING (2006)										
Date Shipped	Date of Return Manifest	State Manifest	Man. Doc #	Facilty Manifest Weight (lbs)	Estimated Weight (lbs)	Manifest - Estimate (lbs)	Man. - Estimate (%)	Material	Transporter	RAILCAR #
04/13/06	05/17/06	NJA5290685	10354	58,820	49,120	9,700	16.5%	COPR	HORWITH	CHUX108
04/13/06	05/17/06	NJA5290686	10355	30,860	50,060	(19,200)	-62.2%	COPR	HORWITH	CHUX108
04/13/06	05/17/06	NJA5290687	10356	30,840	49,440	(18,600)	-60.3%	COPR	HORWITH	CHUX108
04/13/06	05/17/06	NJA5290688	10357	13,540	51,180	(37,640)	-278.0%	COPR	HORWITH	CHUX114
04/13/06	05/17/06	NJA5290689	10358	67,140	50,480	16,660	24.8%	COPR	HORWITH	CHUX114
04/13/06	05/17/06	NJA5290690	10359	66,340	50,700	15,640	23.6%	COPR	HORWITH	CHUX114
04/13/06	05/17/06	NJA5290691	10360	52,020	50,200	1,820	3.5%	COPR	HORWITH	CHUX114
04/13/06	05/17/06	NJA5290692	10361	55,260	46,840	8,420	15.2%	COPR	HORWITH	NDYX316192
04/13/06	05/17/06	NJA5290693	10362	24,480	50,240	(25,760)	-105.2%	COPR	HORWITH	CHUX166
04/13/06	05/17/06	NJA5290694	10363	76,080	52,180	23,900	31.4%	COPR	HORWITH	CHUX166
04/13/06	05/17/06	NJA5290695	10364	69,220	50,960	18,260	26.4%	COPR	HORWITH	CHUX166
04/13/06	05/17/06	NJA5290696	10365	30,420	50,760	(20,340)	-66.9%	COPR	HORWITH	CHUX166
04/13/06	05/17/06	NJA5290697	10366	37,160	50,860	(13,700)	-36.9%	COPR	HORWITH	CHUX170
04/13/06	05/17/06	NJA5290698	10367	74,860	49,300	25,560	34.1%	COPR	HORWITH	NDYX316192
04/13/06	05/17/06	NJA5290699	10368	33,420	49,160	(15,740)	-47.1%	COPR	HORWITH	NDYX316192
04/13/06	05/17/06	NJA5290700	10369	66,660	49,740	16,920	25.4%	COPR	HORWITH	CHUX170
04/13/06	05/17/06	NJA5290701	10370	68,020	49,700	18,320	26.9%	COPR	HORWITH	CHUX170
04/13/06	05/17/06	NJA5290702	10371	30,960	50,140	(19,180)	-62.0%	COPR	HORWITH	CHUX170
04/13/06	05/17/06	NJA5290703	10372	33,420	48,520	(15,100)	-45.2%	COPR	HORWITH	NDYX316192
04/13/06	05/17/06	NJA5290704	10373	37,860	50,140	(12,280)	-32.4%	COPR	HORWITH	JTLX30114
04/13/06	05/17/06	NJA5290705	10374	68,060	52,180	15,880	23.3%	COPR	HORWITH	JTLX30114
04/13/06	05/17/06	NJA5290706	10375	76,120	49,580	26,540	34.9%	COPR	HORWITH	JTLX30114
04/13/06	05/17/06	NJA5290707	10376	20,420	50,040	(29,620)	-145.1%	COPR	HORWITH	JTLX30114
04/13/06	05/17/06	NJA5290708	10377	37,560	52,860	(15,300)	-40.7%	COPR	HORWITH	CHUX105
04/13/06	05/17/06	NJA5290709	10378	76,360	50,220	26,140	34.2%	COPR	HORWITH	CHUX105
04/13/06	05/17/06	NJA5290710	10379	75,940	51,500	24,440	32.2%	COPR	HORWITH	CHUX105
04/13/06	05/17/06	NJA5290712	10380	37,840	50,800	(12,960)	-34.2%	COPR	HORWITH	CHUX125
04/13/06	05/17/06	NJA5290713	10381	67,000	50,400	16,600	24.8%	COPR	HORWITH	CHUX125
04/13/06	05/17/06	NJA5290714	10382	67,620	50,780	16,840	24.9%	COPR	HORWITH	CHUX125
04/13/06	05/17/06	NJA5290715	10383	17,580	48,300	(30,720)	-174.7%	COPR	HORWITH	CHUX125
04/13/06	05/17/06	NJA5290716	10384	65,820	49,660	16,160	24.6%	COPR	HORWITH	JTLX30149
04/13/06	05/17/06	NJA5290717	10385	37,000	49,200	(12,200)	-33.0%	COPR	HORWITH	JTLX30149
04/13/06	05/17/06	NJA5290718	10386	66,620	49,340	17,280	25.9%	COPR	HORWITH	JTLX30149
04/13/06	05/17/06	NJA5290711	10387	13,560	52,680	(39,120)	-288.5%	COPR	HORWITH	CHUX105
04/13/06	05/17/06	NJA5290719	10388	29,720	50,300	(20,580)	-69.2%	COPR	HORWITH	JTLX30149
04/13/06	05/17/06	NJA5290720	10389	37,260	50,020	(12,760)	-34.2%	COPR	HORWITH	CHUX152
04/13/06	05/17/06	NJA5271162	10390	68,220	51,420	16,800	24.6%	COPR	HORWITH	CHUX152
04/13/06	05/17/06	NJA5271163	10391	67,100	52,420	14,680	21.9%	COPR	HORWITH	CHUX152
04/13/06	05/17/06	NJA5271164	10392	31,500	49,840	(18,340)	-58.2%	COPR	HORWITH	CHUX152
04/13/06	05/19/06	NJA5271165	10393	17,800	50,940	(33,140)	-186.2%	COPR	HORWITH	JTLX30151
04/13/06	05/19/06	NJA5271166	10394	67,740	51,240	16,500	24.4%	COPR	HORWITH	JTLX30151
04/14/06	05/19/06	NJA5271167	10395	67,040	50,920	16,120	24.0%	COPR	HORWITH	JTLX30151
04/14/06	05/17/06	NJA5271169	10396	76,640	50,640	26,000	33.9%	COPR	HORWITH	JTLX30172
04/14/06	05/17/06	NJA5271170	10397	76,380	49,740	26,640	34.9%	COPR	HORWITH	JTLX30172
04/14/06	05/17/06	NJA5271171	10398	23,580	50,880	(27,300)	-115.8%	COPR	HORWITH	JTLX30172
04/14/06	05/17/06	NJA5271172	10399	23,580	46,980	(23,400)	-99.2%	COPR	HORWITH	JTLX30172
04/14/06	05/19/06	NJA5271173	10400	22,200	52,260	(30,060)	-135.4%	COPR	HORWITH	NDYX320343
04/14/06	05/19/06	NJA5271174	10401	67,600	45,800	21,800	32.2%	COPR	HORWITH	NDYX320343
04/14/06	05/19/06	NJA5271175	10402	66,540	51,720	14,820	22.3%	COPR	HORWITH	NDYX320343
04/14/06	05/19/06	NJA5271176	10403	26,940	53,580	(13,160)	-32.6%	COPR	HORWITH	CHUX163
04/14/06	05/19/06	NJA5271177	10404	40,420	50,420	17,240	25.5%	COPR	HORWITH	NDYX320343
04/14/06	05/19/06	NJA5271178	10405	67,660	49,900	17,760	26.2%	COPR	HORWITH	CHUX163
04/14/06	05/19/06	NJA5271179	10406	39,040	50,680	(11,640)	-29.8%	COPR	HORWITH	CHUX163
04/14/06	05/19/06	NJA5271180	10407	67,580	50,700	16,880	25.0%	COPR	HORWITH	CHUX163
04/14/06	05/17/06	NJA5271181	10408	28,260	48,700	(20,440)	-72.3%	COPR	HORWITH	CHUX159
04/14/06	05/17/06	NJA5271182	10409	76,260	50,680	25,580	33.5%	COPR	HORWITH	CHUX159
04/14/06	05/17/06	NJA5271183	10410	74,900	46,240	28,660	38.3%	COPR	HORWITH	CHUX159
04/14/06	05/17/06	NJA5271184	10411	14,340	49,420	(35,080)	-244.6%	COPR	HORWITH	CHUX159
04/14/06	05/24/06	NJA5271185	10412	21,020	48,980	(27,960)	-133.0%	COPR	HORWITH	CHUX115
04/14/06	05/24/06	NJA5271186	10413	67,720	51,040	16,680	24.6%	COPR	HORWITH	CHUX115
04/14/06	05/24/06	NJA5271187	10414	66,920	51,080	15,840	23.7%	COPR	HORWITH	CHUX115
04/14/06	05/24/06	NJA5271188	10415	44,860	51,240	(6,380)	-14.2%	COPR	HORWITH	CHUX115
04/14/06	05/17/06	NJA5271189	10416	66,940	50,120	16,820	25.1%	COPR	HORWITH	CHUX106
04/14/06	05/17/06	NJA5271190	10417	61,140	50,420	10,720	17.5%	COPR	HORWITH	CHUX106
04/14/06	05/17/06	NJA5271191	10418	33,560	49,480	(15,920)	-47.4%	COPR	HORWITH	CHUX106
04/14/06	05/17/06	NJA5271192	10419	33,540	50,720	(17,180)	-51.2%	COPR	HORWITH	CHUX106
04/14/06	05/19/06	NJA5271193	10420	49,300	50,960	(1,660)	-3.4%	COPR	HORWITH	JTLX30151
04/14/06	05/17/06	NJA5271194	10421	17,320	49,080	(31,760)	-183.4%	COPR	HORWITH	CHUX164
04/14/06	05/17/06	NJA5271195	10422	67,640	50,220	17,420	25.8%	COPR	HORWITH	CHUX164
04/14/06	05/17/06	NJA5271196	10423	67,360	49,360	18,000	26.7%	COPR	HORWITH	CHUX164
04/14/06	05/17/06	NJA5271197	10424	46,460	50,900	(4,440)	-9.6%	COPR	HORWITH	CHUX164
04/14/06	05/17/06	NJA5271198	10425	20,880	50,680	(29,800)	-142.7%	COPR	HORWITH	JTLX30169
04/14/06	05/19/06	NJA5271199	10426	66,980	47,980	19,000	28.4%	COPR	HORWITH	NDYX316137
04/14/06	05/17/06	NJA5271200	10427	75,660	50,140	25,520	33.7%	COPR	HORWITH	JTLX30169

HONEYWELL SA-7 USE HAZARDOUS WASTE TRACKING (2006)										
Date Shipped	Date of Return Manifest	State Manifest	Man. Doc #	Facilty Manifest Weight (lbs)	Estimated Weight (lbs)	Manifest - Estimate (lbs)	Man. - Estimate (%)	Material	Transporter	RAILCAR #
04/14/06	05/17/06	NJA5271201	10428	75,540	49,820	25,720	34.0%	COPR	HORWITH	JTLX30169
04/14/06	05/19/06	NJA5271202	10429	68,440	48,580	19,860	29.0%	COPR	HORWITH	NDYX316137
04/14/06	05/17/06	NJA5271203	10430	30,920	49,660	(18,740)	-60.6%	COPR	HORWITH	JTLX30169
04/14/06	05/17/06	NJA5271204	10431	76,100	49,940	26,160	34.4%	COPR	HORWITH	JTLX30169
04/14/06	05/17/06	NJA5271205	10432	75,440	52,560	22,880	30.3%	COPR	HORWITH	JTLX30169
04/14/06	05/17/06	NJA5271206	10433	25,320	49,420	(24,100)	-95.2%	COPR	HORWITH	JTLX30169
04/17/06	05/17/06	NJA5271207	10434	25,320	49,760	(24,440)	-96.5%	COPR	HORWITH	JTLX30169
04/17/06	05/19/06	NJA5271208	10435	33,260	51,280	(18,020)	-54.2%	COPR	HORWITH	CHUX199
04/17/06	05/19/06	NJA5271209	10436	67,500	49,740	17,760	26.3%	COPR	HORWITH	CHUX199
04/17/06	05/19/06	NJA5271210	10437	67,040	51,680	15,360	22.9%	COPR	HORWITH	CHUX199
04/17/06	05/19/06	NJA5271211	10438	38,620	51,060	(12,440)	-32.2%	COPR	HORWITH	CHUX199
04/17/06	05/19/06	NJA5271212	10439	76,080	51,080	25,000	32.9%	COPR	HORWITH	CEFX35242
04/17/06	05/19/06	NJA5271213	10440	76,360	51,620	24,740	32.4%	COPR	HORWITH	CEFX35242
04/17/06	05/19/06	NJA5271214	10441	21,160	51,820	(30,660)	-144.9%	COPR	HORWITH	CEFX35242
04/17/06	05/19/06	NJA5271215	10442	21,160	50,120	(28,960)	-136.9%	COPR	HORWITH	CEFX35242
04/17/06	05/19/06	NJA5271216	10443	6,580	51,920	(45,340)	-689.1%	COPR	HORWITH	CHUX193
04/17/06	05/19/06	NJA5271217	10444	67,780	51,580	16,200	23.9%	COPR	HORWITH	CHUX193
04/17/06	05/19/06	NJA5271218	10445	66,660	50,600	16,060	24.1%	COPR	HORWITH	CHUX193
04/17/06	05/19/06	NJA5271219	10446	67,300	51,720	15,580	23.2%	COPR	HORWITH	CHUX193
04/17/06	05/19/06	NJA5271220	10447	52,220	50,660	1,560	3.0%	COPR	HORWITH	CHUX232
04/17/06	05/19/06	NJA5271221	10448	75,080	49,900	25,180	33.5%	COPR	HORWITH	CHUX232
04/17/06	05/19/06	NJA5271222	10449	29,640	49,420	(19,780)	-66.7%	COPR	HORWITH	NDYX316137
04/17/06	05/19/06	NJA5271223	10450	34,320	50,580	(16,260)	-47.4%	COPR	HORWITH	CHUX232
04/17/06	05/19/06	NJA5271224	10451	34,340	50,580	(16,240)	-47.3%	COPR	HORWITH	CHUX232
04/17/06	05/19/06	NJA5271225	10452	44,480	51,060	(6,580)	-14.8%	COPR	HORWITH	CHUX213
04/17/06	05/19/06	NJA5271226	10453	66,880	50,020	16,860	25.2%	COPR	HORWITH	CHUX213
04/17/06	05/19/06	NJA5271227	10454	66,560	50,480	16,080	24.2%	COPR	HORWITH	CHUX213
04/17/06	05/19/06	NJA5271228	10455	29,640	47,920	(18,280)	-61.7%	COPR	HORWITH	NDYX316137
04/17/06	05/19/06	NJA5271229	10456	23,460	50,720	(27,260)	-116.2%	COPR	HORWITH	CHUX213
04/17/06	05/19/06	NJA5271230	10457	76,100	50,360	25,740	33.8%	COPR	HORWITH	CHUX215
04/17/06	05/19/06	NJA5271231	10458	75,520	49,860	25,660	34.0%	COPR	HORWITH	CHUX215
04/17/06	05/19/06	NJA5271232	10459	22,600	47,380	(24,780)	-109.6%	COPR	HORWITH	CHUX215
04/17/06	05/19/06	NJA5271233	10460	22,600	49,760	(27,160)	-120.2%	COPR	HORWITH	CHUX215
04/17/06	06/07/06	NJA5271234	10461	61,640	50,940	10,700	17.4%	COPR	HORWITH	CHUX195
04/17/06	05/25/06	NJA5271235	10462	75,620	50,360	25,260	33.4%	COPR	HORWITH	CHUX195
04/17/06	05/25/06	NJA5271236	10463	32,340	50,900	(18,560)	-57.4%	COPR	HORWITH	CHUX195
04/17/06	05/25/06	NJA5271237	10464	32,360	52,180	(19,820)	-61.2%	COPR	HORWITH	CHUX195
04/17/06	05/19/06	NJA5271238	10465	54,740	52,340	2,400	4.4%	COPR	HORWITH	CHUX181
04/17/06	05/19/06	NJA5271239	10466	66,860	51,660	15,200	22.7%	COPR	HORWITH	CHUX181
04/17/06	05/19/06	NJA5271240	10467	67,200	51,180	16,020	23.8%	COPR	HORWITH	CHUX181
04/17/06	05/19/06	NJA5271241	10468	14,460	51,380	(36,920)	-255.3%	COPR	HORWITH	CHUX181
04/17/06	05/19/06	NJA5271242	10469	52,580	51,060	1,520	2.9%	COPR	HORWITH	CHUX188
04/17/06	05/19/06	NJA5271243	10470	68,940	53,300	15,640	22.7%	COPR	HORWITH	CHUX188
04/17/06	05/19/06	NJA5271244	10471	65,280	52,500	12,780	19.6%	COPR	HORWITH	CHUX188
04/17/06	05/19/06	NJA5271245	10472	37,120	50,960	(13,840)	-37.3%	COPR	HORWITH	CHUX200
04/17/06	05/19/06	NJA5271246	10473	13,700	48,840	(35,140)	-256.5%	COPR	HORWITH	CHUX188
04/17/06	05/19/06	NJA5271247	10474	75,180	49,660	25,520	33.9%	COPR	HORWITH	CHUX200
04/17/06	05/19/06	NJA5271248	10475	68,040	49,540	18,500	27.2%	COPR	HORWITH	CHUX200
04/17/06	05/19/06	NJA5271249	10476	30,120	50,900	(20,780)	-69.0%	COPR	HORWITH	CHUX231
04/17/06	05/19/06	NJA5271250	10477	14,820	50,980	(36,160)	-244.0%	COPR	HORWITH	CHUX200
04/17/06	05/19/06	NJA5271251	10478	67,000	49,660	17,340	25.9%	COPR	HORWITH	CHUX231
04/18/06	05/19/06	NJA5271252	10479	66,520	52,380	14,140	21.3%	COPR	HORWITH	CHUX231
04/18/06	05/19/06	NJA5271254	10480	38,740	49,920	(11,180)	-28.9%	COPR	HORWITH	CHUX231
04/18/06	05/24/06	NJA5271255	10481	75,900	48,380	27,520	36.3%	COPR	HORWITH	NDYX316048
04/18/06	05/24/06	NJA5271256	10482	75,260	49,680	25,580	34.0%	COPR	HORWITH	NDYX316048
04/18/06	05/24/06	NJA5271257	10483	18,780	49,680	(30,900)	-164.5%	COPR	HORWITH	NDYX316048
04/18/06	05/24/06	NJA5271258	10484	37,540	50,860	(13,320)	-35.5%	COPR	HORWITH	JTLX30103
04/18/06	05/24/06	NJA5271259	10485	18,780	48,980	(30,200)	-160.8%	COPR	HORWITH	NDYX316048
04/18/06	05/24/06	NJA5271260	10486	66,580	49,640	16,940	25.4%	COPR	HORWITH	JTLX30103
04/18/06	05/24/06	NJA5271261	10487	66,700	51,220	15,480	23.2%	COPR	HORWITH	JTLX30103
04/18/06	05/24/06	NJA5271262	10488	39,080	51,760	(12,680)	-32.4%	COPR	HORWITH	JTLX30103
04/18/06	05/19/06	NJA5271263	10489	37,220	51,980	(14,760)	-39.7%	COPR	HORWITH	JTLX268
04/18/06	05/19/06	NJA5271264	10490	75,480	52,500	22,980	30.4%	COPR	HORWITH	JTLX268
04/18/06	05/19/06	NJA5271265	10491	68,220	48,060	20,160	29.6%	COPR	HORWITH	JTLX268
04/18/06	05/24/06	NJA5271266	10492	14,560	49,500	(34,940)	-240.0%	COPR	HORWITH	CHUX208
04/18/06	05/19/06	NJA5271267	10493	20,000	53,100	(33,100)	-165.5%	COPR	HORWITH	JTLX268
04/18/06	05/24/06	NJA5271268	10494	68,660	50,600	18,060	26.3%	COPR	HORWITH	CHUX208
04/18/06	05/24/06	NJA5271269	10495	68,660	51,680	16,980	24.7%	COPR	HORWITH	CHUX208
04/18/06	05/24/06	NJA5271270	10496	47,200	51,540	(4,340)	-9.2%	COPR	HORWITH	CHUX208
04/18/06	05/19/06	NJA5271271	10497	20,240	50,420	(30,180)	-149.1%	COPR	HORWITH	CHUX234
04/18/06	05/19/06	NJA5271272	10498	67,200	50,420	16,780	25.0%	COPR	HORWITH	CHUX234
04/18/06	05/19/06	NJA5271273	10499	69,260	52,560	16,700	24.1%	COPR	HORWITH	CHUX234
04/18/06	05/19/06	NJA5271274	10500	45,760	50,280	(4,520)	-9.9%	COPR	HORWITH	CHUX234
04/18/06	05/19/06	NJA5271275	10501	37,020	50,040	(13,020)	-35.2%	COPR	HORWITH	CHUX227

Honeywell

HONEYWELL SA-7 USE HAZARDOUS WASTE TRACKING (2006)										
Date Shipped	Date of Return Manifest	State Manifest	Man. Doc #	Facilty Manifest Weight (lbs)	Estimated Weight (lbs)	Manifest - Estimate (lbs)	Man. - Estimate (%)	Material	Transporter	RAILCAR #
04/18/06	05/19/06	NJA5271276	10502	75,400	50,880	24,520	32.5%	COPR	HORWITH	CHUX227
04/18/06	05/19/06	NJA5271277	10503	67,060	50,500	16,560	24.7%	COPR	HORWITH	CHUX227
04/18/06	05/19/06	NJA5271278	10504	48,980	48,880	100	0.2%	COPR	HORWITH	NDYX316013
04/18/06	05/19/06	NJA5271280	10505	24,580	52,100	(27,520)	-112.0%	COPR	HORWITH	CHUX227
04/18/06	05/19/06	NJA5271281	10506	65,700	48,240	17,460	26.6%	COPR	HORWITH	NDYX316013
04/18/06	05/19/06	NJA5271282	10507	66,800	49,680	17,120	25.6%	COPR	HORWITH	NDYX316013
04/18/06	05/19/06	NJA5271283	10508	54,940	51,760	3,180	5.8%	COPR	HORWITH	JTLX30140
04/18/06	05/19/06	NJA5271284	10509	67,000	53,000	14,000	20.9%	COPR	HORWITH	JTLX30140
04/18/06	05/19/06	NJA5271285	10510	67,260	51,300	15,960	23.7%	COPR	HORWITH	JTLX30140
04/18/06	05/19/06	NJA5271286	10511	15,940	50,420	(34,480)	-216.3%	COPR	HORWITH	JTLX30140
04/18/06	05/19/06	NJA5271287	10512	59,940	51,920	8,020	13.4%	COPR	HORWITH	JTLX30124
04/18/06	05/19/06	NJA5271288	10513	75,900	51,460	24,440	32.2%	COPR	HORWITH	JTLX30124
04/18/06	05/19/06	NJA5271289	10514	33,060	50,060	(17,000)	-51.4%	COPR	HORWITH	JTLX30124
04/18/06	05/19/06	NJA5271290	10515	33,080	51,560	(18,480)	-55.9%	COPR	HORWITH	JTLX30124
04/18/06	05/24/06	NJA5271291	10516	9,020	51,340	(42,320)	-469.2%	COPR	HORWITH	JTLX263
04/18/06	05/24/06	NJA5271292	10517	66,960	51,720	15,240	22.8%	COPR	HORWITH	JTLX263
04/18/06	05/24/06	NJA5271293	10518	67,140	51,700	15,440	23.0%	COPR	HORWITH	JTLX263
04/18/06	05/24/06	NJA5271294	10519	62,080	49,580	12,500	20.1%	COPR	HORWITH	JTLX263
04/18/06	05/19/06	NJA5271295	10520	12,880	49,120	(36,240)	-281.4%	COPR	HORWITH	NDYX316013
04/18/06	05/19/06	NJA5271296	10521	21,540	52,480	(30,940)	-143.6%	COPR	HORWITH	JTLX30150
04/18/06	05/19/06	NJA5271297	10522	67,460	52,440	15,020	22.3%	COPR	HORWITH	JTLX30150
04/18/06	05/19/06	NJA5271298	10523	76,120	51,120	25,000	32.8%	COPR	HORWITH	JTLX30150
04/18/06	05/19/06	NJA5271299	10524	38,520	53,240	(14,720)	-38.2%	COPR	HORWITH	JTLX30150
04/19/06	05/24/06	NJA5271300	10525	36,260	51,700	(15,440)	-42.6%	COPR	HORWITH	DJJX19156
04/19/06	05/24/06	NJA5271301	10526	66,480	50,500	15,980	24.0%	COPR	HORWITH	DJJX19156
04/19/06	05/24/06	NJA5271302	10527	65,860	50,000	15,860	24.1%	COPR	HORWITH	DJJX19156
04/19/06	05/24/06	NJA5271303	10528	29,100	51,700	(22,600)	-77.7%	COPR	HORWITH	DJJX19156
04/19/06	05/24/06	NJA5271304	10529	45,600	49,860	(4,260)	-9.3%	COPR	HORWITH	CHUX220
04/19/06	05/24/06	NJA5271305	10530	75,340	50,640	24,700	32.8%	COPR	HORWITH	CHUX220
04/19/06	05/24/06	NJA5271306	10531	38,020	51,340	(13,320)	-35.0%	COPR	HORWITH	CHUX220
04/19/06	05/24/06	NJA5271307	10532	38,020	50,240	(12,220)	-32.1%	COPR	HORWITH	CHUX220
04/19/06	05/24/06	NJA5271308	10533	76,060	50,460	25,600	33.7%	COPR	HORWITH	CHUX214
04/19/06	05/24/06	NJA5271309	10534	75,880	51,760	24,120	31.8%	COPR	HORWITH	CHUX214
04/19/06	05/24/06	NJA5271310	10535	26,440	51,720	(25,280)	-95.6%	COPR	HORWITH	CHUX214
04/19/06	05/24/06	NJA5271311	10536	26,440	51,300	(24,860)	-94.0%	COPR	HORWITH	CHUX214
04/19/06	05/24/06	NJA5271312	10537	38,560	49,880	(11,320)	-29.4%	COPR	HORWITH	NDYX316092
04/19/06	05/24/06	NJA5271313	10538	22,680	50,960	(28,280)	-124.7%	COPR	HORWITH	CHUX211
04/19/06	05/24/06	NJA5271314	10539	67,020	49,300	17,720	26.4%	COPR	HORWITH	NDYX316092
04/19/06	05/24/06	NJA5271315	10540	67,680	50,300	17,380	25.7%	COPR	HORWITH	CHUX211
04/19/06	05/24/06	NJA5271316	10541	66,780	51,020	15,760	23.6%	COPR	HORWITH	CHUX211
04/19/06	05/24/06	NJA5271317	10542	38,660	50,860	(12,200)	-31.6%	COPR	HORWITH	CHUX211
04/19/06	05/24/06	NJA5271318	10543	37,140	50,680	(13,540)	-36.5%	COPR	HORWITH	CHUX243
04/19/06	05/24/06	NJA5271319	10544	67,020	49,900	17,120	25.5%	COPR	HORWITH	NDYX316092
04/19/06	05/24/06	NJA5271320	10545	68,560	51,760	16,800	24.5%	COPR	HORWITH	CHUX243
04/19/06	05/24/06	NJA5271321	10546	68,040	51,640	16,400	24.1%	COPR	HORWITH	CHUX243
04/19/06	05/24/06	NJA5271322	10547	30,880	51,480	(20,600)	-66.7%	COPR	HORWITH	CHUX243
04/19/06	05/24/06	NJA5271323	10548	30,400	49,400	(19,000)	-62.5%	COPR	HORWITH	NDYX316092
04/19/06	05/24/06	NJA5271324	10549	67,100	50,460	16,640	24.8%	COPR	HORWITH	CHUX184
04/19/06	05/24/06	NJA5271325	10550	66,920	49,360	17,560	26.2%	COPR	HORWITH	CHUX184
04/19/06	05/24/06	NJA5271326	10551	35,020	51,080	(16,060)	-45.9%	COPR	HORWITH	CHUX184
04/19/06	05/24/06	NJA5271327	10552	35,020	50,260	(15,240)	-43.5%	COPR	HORWITH	CHUX184
04/19/06	05/24/06	NJA5271328	10553	6,080	50,640	(44,560)	-732.9%	COPR	HORWITH	CHUX190
04/19/06	05/24/06	NJA5291329	10554	68,040	52,420	15,620	23.0%	COPR	HORWITH	CHUX190
04/19/06	05/24/06	NJA5271330	10555	68,520	50,860	17,660	25.8%	COPR	HORWITH	CHUX190
04/19/06	05/24/06	NJA5271331	10556	60,220	51,680	8,540	14.2%	COPR	HORWITH	CHUX190
04/19/06	05/24/06	NJA5271332	10557	64,940	52,220	12,720	19.6%	COPR	HORWITH	CHUX225
04/19/06	05/24/06	NJA5271333	10558	67,240	51,040	16,200	24.1%	COPR	HORWITH	CHUX225
04/19/06	05/24/06	NJA5271334	10559	67,480	52,200	15,280	22.6%	COPR	HORWITH	CHUX212
04/19/06	05/24/06	NJA5271335	10560	33,980	50,380	(16,400)	-48.3%	COPR	HORWITH	CHUX225
04/19/06	05/24/06	NJA5271336	10561	34,000	51,820	(17,820)	-52.4%	COPR	HORWITH	CHUX225
04/19/06	05/24/06	NJA5271337	10562	67,740	50,560	17,180	25.4%	COPR	HORWITH	CHUX212
04/19/06	05/24/06	NJA5271338	10563	32,820	47,920	(15,100)	-46.0%	COPR	HORWITH	CHUX212
04/19/06	05/24/06	NJA5271339	10564	32,840	51,480	(18,640)	-56.8%	COPR	HORWITH	CHUX212
04/19/06	05/24/06	NJA5271340	10565	10,680	51,140	(40,460)	-378.8%	COPR	HORWITH	CHUX221
04/19/06	05/24/06	NJA5271341	10566	75,820	50,640	25,180	33.2%	COPR	HORWITH	CHUX221
04/19/06	05/24/06	NJA5271342	10567	75,300	50,200	25,100	33.3%	COPR	HORWITH	CHUX221
04/19/06	05/24/06	NJA5271343	10568	38,300	50,260	(11,960)	-31.2%	COPR	HORWITH	CHUX221
04/19/06	05/24/06	NJA5271344	10569	76,460	51,500	24,960	32.6%	COPR	HORWITH	CHUX222
04/19/06	05/24/06	NJA5271345	10570	66,940	50,340	16,600	24.8%	COPR	HORWITH	CHUX222
04/20/06	05/24/06	NJA5271346	10571	24,320	50,480	(26,160)	-107.6%	COPR	HORWITH	CHUX222
04/20/06	05/24/06	NJA5271349	10572	43,960	50,320	(6,360)	-14.5%	COPR	HORWITH	CHUX223
04/20/06	05/24/06	NJA5271351	10573	66,960	49,620	17,340	25.9%	COPR	HORWITH	CHUX223
04/20/06	05/24/06	NJA5271352	10574	67,120	46,880	20,240	30.2%	COPR	HORWITH	CHUX223
04/20/06	05/24/06	NJA5271353	10575	17,460	49,840	(32,380)	-185.5%	COPR	HORWITH	CHUX223

HONEYWELL SA-7 USE HAZARDOUS WASTE TRACKING (2006)										
Date Shipped	Date of Return Manifest	State Manifest	Man. Doc #	Facilty Manifest Weight (lbs)	Estimated Weight (lbs)	Manifest - Estimate (lbs)	Man. - Estimate (%)	Material	Transporter	RAILCAR #
04/20/06	05/24/06	NJA5271354	10576	58,500	51,040	7,460	12.8%	COPR	HORWITH	CHUX217
04/20/06	05/24/06	NJA5271355	10577	74,820	50,520	24,300	32.5%	COPR	HORWITH	CHUX217
04/20/06	05/24/06	NJA5271356	10578	33,420	51,040	(17,620)	-52.7%	COPR	HORWITH	CHUX217
04/20/06	05/24/06	NJA5271357	10579	33,460	50,920	(17,460)	-52.2%	COPR	HORWITH	CHUX217
04/20/06	05/24/06	NJA5271358	10580	9,080	51,180	(42,100)	-463.7%	COPR	HORWITH	CHUX218
04/20/06	05/24/06	NJA5271359	10581	66,360	49,860	16,500	24.9%	COPR	HORWITH	CHUX218
04/20/06	05/24/06	NJA5271360	10582	66,960	50,160	16,800	25.1%	COPR	HORWITH	CHUX218
04/20/06	05/24/06	NJA5271361	10583	57,340	50,060	7,280	12.7%	COPR	HORWITH	CHUX218
04/20/06	05/24/06	NJA5271362	10584	37,540	51,600	(14,060)	-37.5%	COPR	HORWITH	CHUX204
04/20/06	05/24/06	NJA5271363	10585	68,100	51,940	16,160	23.7%	COPR	HORWITH	CHUX204
04/20/06	05/24/06	NJA5271364	10586	68,140	51,640	16,500	24.2%	COPR	HORWITH	CHUX204
04/20/06	05/24/06	NJA5271365	10587	31,140	52,100	(20,960)	-67.3%	COPR	HORWITH	CHUX204
04/20/06	05/24/06	NJA5271366	10588	44,840	50,620	(5,780)	-12.9%	COPR	HORWITH	CHUX210
04/20/06	05/24/06	NJA5271367	10589	66,920	50,720	16,200	24.2%	COPR	HORWITH	CHUX210
04/20/06	05/24/06	NJA5271368	10590	65,840	50,280	15,560	23.6%	COPR	HORWITH	CHUX210
04/20/06	05/24/06	NJA5271369	10591	23,660	50,860	(27,200)	-115.0%	COPR	HORWITH	CHUX210
04/20/06	05/24/06	NJA5271370	10592	37,220	50,720	(13,500)	-36.3%	COPR	HORWITH	CHUX219
04/20/06	05/24/06	NJA5271371	10593	76,500	52,240	24,260	31.7%	COPR	HORWITH	CHUX219
04/20/06	05/24/06	NJA5271372	10594	67,080	50,920	16,160	24.1%	COPR	HORWITH	CHUX219
04/20/06	06/07/06	NJA5271373	10595	36,020	51,920	(15,900)	-44.1%	COPR	HORWITH	CHUX157
04/20/06	05/24/06	NJA5271374	10596	19,120	51,120	(32,000)	-167.4%	COPR	HORWITH	CHUX154
04/20/06	05/24/06	NJA5271375	10597	68,220	49,800	18,420	27.0%	COPR	HORWITH	CHUX154
04/20/06	05/24/06	NJA5271376	10598	68,200	50,340	17,860	26.2%	COPR	HORWITH	CHUX154
04/20/06	05/24/06	NJA5271377	10599	37,760	51,180	(13,420)	-35.5%	COPR	HORWITH	CHUX154
04/20/06	05/24/06	NJA5271378	10600	37,760	49,600	(11,840)	-31.4%	COPR	HORWITH	CHUX109
04/20/06	05/24/06	NJA5271379	10601	67,960	51,960	16,000	23.5%	COPR	HORWITH	CHUX109
04/20/06	05/24/06	NJA5271380	10602	66,020	53,100	12,920	19.6%	COPR	HORWITH	CHUX109
04/20/06	05/24/06	NJA5271381	10603	43,400	51,960	(8,560)	-19.7%	COPR	HORWITH	CHUX109
04/20/06	05/24/06	NJA5271382	10604	24,400	51,120	(26,720)	-109.5%	COPR	HORWITH	JTLX30145
04/20/06	05/24/06	NJA5271383	10605	68,000	50,340	17,660	26.0%	COPR	HORWITH	JTLX30145
04/20/06	05/24/06	NJA5271384	10606	67,560	51,180	16,380	24.2%	COPR	HORWITH	JTLX30145
04/20/06	05/24/06	NJA5271385	10607	38,740	53,140	(14,400)	-37.2%	COPR	HORWITH	JTLX30145
04/20/06	05/24/06	NJA5271386	10608	29,440	49,980	(20,540)	-69.8%	COPR	HORWITH	CHUX219
04/20/06	05/24/06	NJA5271387	10609	37,480	51,980	(14,500)	-38.7%	COPR	HORWITH	CHUX216
04/20/06	05/24/06	NJA5271388	10610	75,920	49,800	26,120	34.4%	COPR	HORWITH	CHUX216
04/20/06	05/24/06	NJA5271390	10611	70,140	50,260	19,880	28.3%	COPR	HORWITH	CHUX216
04/20/06	05/24/06	NJA5271391	10612	13,740	50,360	(36,620)	-266.5%	COPR	HORWITH	CHUX216
04/20/06	05/24/06	NJA5271392	10613	54,920	49,680	5,240	9.5%	COPR	HORWITH	CHUX194
04/20/06	05/24/06	NJA5271393	10614	76,020	51,640	24,380	32.1%	COPR	HORWITH	CHUX194
04/20/06	05/24/06	NJA5271394	10615	33,720	51,640	(17,920)	-53.1%	COPR	HORWITH	CHUX194
04/20/06	05/24/06	NJA5271395	10616	33,720	51,000	(17,280)	-51.2%	COPR	HORWITH	CHUX194
04/21/06	05/24/06	NJA5271396	10617	24,340	49,900	(25,560)	-105.0%	COPR	HORWITH	CHUX222
04/21/06	05/24/06	NJA5271397	10618	23,440	50,660	(27,220)	-116.1%	COPR	HORWITH	CHUX128
04/21/06	05/24/06	NJA5271398	10619	65,320	50,580	14,740	22.6%	COPR	HORWITH	CHUX128
04/21/06	05/24/06	NJA5271399	10620	66,980	51,220	15,760	23.5%	COPR	HORWITH	CHUX128
04/21/06	05/24/06	NJA5271400	10621	46,060	50,460	(4,400)	-9.6%	COPR	HORWITH	CHUX128
04/21/06	05/24/06	NJA5271401	10622	21,680	50,540	(28,860)	-133.1%	COPR	HORWITH	CHUX244
04/21/06	05/24/06	NJA5271402	10623	67,020	49,180	17,840	26.6%	COPR	HORWITH	CHUX244
04/21/06	05/24/06	NJA5271403	10624	66,760	49,760	17,000	25.5%	COPR	HORWITH	CHUX244
04/21/06	05/24/06	NJA5271404	10625	39,160	50,580	(11,420)	-29.2%	COPR	HORWITH	CHUX244
04/21/06	05/24/06	NJA5271405	10626	37,620	50,100	(12,480)	-33.2%	COPR	HORWITH	CHUX249
04/21/06	05/24/06	NJA5271408	10627	67,140	50,020	17,120	25.5%	COPR	HORWITH	CHUX249
04/21/06	05/24/06	NJA5271409	10628	68,460	49,120	19,340	28.3%	COPR	HORWITH	CHUX249
04/21/06	05/24/06	NJA5271410	10629	30,680	50,440	(19,760)	-64.4%	COPR	HORWITH	CHUX249
04/21/06	05/24/06	NJA5271411	10630	46,000	51,040	(5,040)	-11.0%	COPR	HORWITH	CHUX246
04/21/06	05/24/06	NJA5271412	10631	76,360	51,780	24,580	32.2%	COPR	HORWITH	CHUX246
04/21/06	05/24/06	NJA5271413	10632	32,380	51,060	(18,680)	-57.7%	COPR	HORWITH	CHUX245
04/21/06	05/24/06	NJA5271414	10633	39,540	51,580	(12,040)	-30.5%	COPR	HORWITH	CHUX246
04/21/06	05/24/06	NJA5271415	10634	36,500	49,180	(12,680)	-34.7%	COPR	HORWITH	CHUX246
04/21/06	05/24/06	NJA5271416	10635	68,640	52,120	16,520	24.1%	COPR	HORWITH	CHUX245
04/21/06	05/24/06	NJA5271417	10636	32,380	49,400	(17,020)	-52.6%	COPR	HORWITH	CHUX245
04/21/06	05/24/06	NJA5271418	10637	68,520	49,280	19,240	28.1%	COPR	HORWITH	CHUX245
04/21/06	05/24/06	NJA5271419	10638	14,480	49,480	(35,000)	-241.7%	COPR	HORWITH	CHUX247
04/21/06	05/24/06	NJA5271420	10639	66,920	51,140	15,780	23.6%	COPR	HORWITH	CHUX247
04/21/06	05/24/06	NJA5271421	10640	66,060	51,100	14,960	22.6%	COPR	HORWITH	CHUX247
04/21/06	05/24/06	NJA5271422	10641	75,340	50,300	25,040	33.2%	COPR	HORWITH	JTLX30117
04/21/06	05/24/06	NJA5271423	10642	66,660	50,840	15,820	23.7%	COPR	HORWITH	JTLX30117
04/21/06	05/24/06	NJA5271424	10643	8,000	37,320	(29,320)	-366.5%	COPR	HORWITH	NDYX316246
04/21/06	05/24/06	NJA5271425	10644	64,280	38,760	25,520	39.7%	COPR	HORWITH	NDYX316246
04/21/06	05/24/06	NJA5271426	10645	29,300	50,300	(21,000)	-71.7%	COPR	HORWITH	JTLX30117
04/21/06	05/24/06	NJA5271427	10646	29,300	51,100	(21,800)	-74.4%	COPR	HORWITH	JTLX30117
04/21/06	05/24/06	NJA5271428	10647	75,540	50,740	24,800	32.8%	COPR	HORWITH	NDYX316246
04/21/06	05/24/06	NJA5271429	10648	31,660	50,400	(18,740)	-59.2%	COPR	HORWITH	NDYX316246
04/21/06	05/24/06	NJA5271430	10649	37,160	51,360	(14,200)	-38.2%	COPR	HORWITH	JTLX240

Honeywell

HONEYWELL SA-7 USE HAZARDOUS WASTE TRACKING (2006)										
Date Shipped	Date of Return Manifest	State Manifest	Man. Doc #	Facilty Manifest Weight (lbs)	Estimated Weight (lbs)	Manifest - Estimate (lbs)	Man. - Estimate (%)	Material	Transporter	RAILCAR #
04/21/06	05/24/06	NJA5271431	10650	68,900	49,320	19,580	28.4%	COPR	HORWITH	JTLX240
04/21/06	05/24/06	NJA5271432	10651	67,680	51,020	16,660	24.6%	COPR	HORWITH	JTLX240
04/21/06	05/24/06	NJA5271433	10652	20,600	49,820	(29,220)	-141.8%	COPR	HORWITH	JTLX240
04/21/06	05/24/06	NJA5271434	10653	45,820	51,920	(6,100)	-13.3%	COPR	HORWITH	CHUX107
04/21/06	05/24/06	NJA5271435	10654	68,220	53,580	14,640	21.5%	COPR	HORWITH	CHUX107
04/21/06	05/24/06	NJA5271436	10655	66,980	51,680	15,300	22.8%	COPR	HORWITH	CHUX107
04/21/06	05/24/06	NJA5271438	10656	30,660	51,520	(20,860)	-68.0%	COPR	HORWITH	CHUX107
04/21/06	06/07/06	NJA5271439	10657	76,100	51,220	24,880	32.7%	COPR	HORWITH	CHUX157
04/21/06	06/07/06	NJA5271440	10658	66,960	49,760	17,200	25.7%	COPR	HORWITH	CHUX157
04/21/06	06/07/06	NJA5271441	10659	18,920	51,340	(32,420)	-171.4%	COPR	HORWITH	CHUX157
04/21/06	05/24/06	NJA5271442	10660	22,060	51,820	(29,760)	-134.9%	COPR	HORWITH	CHUX235
04/21/06	05/24/06	NJA5271443	10661	68,100	52,280	15,820	23.2%	COPR	HORWITH	CHUX235
04/21/06	05/24/06	NJA5271444	10662	43,560	50,560	(7,000)	-16.1%	COPR	HORWITH	CHUX235
04/21/06	05/24/06	NJA5271445	10663	68,360	50,520	17,840	26.1%	COPR	HORWITH	CHUX235
04/24/06	06/07/06	NJA5271446	10664	29,240	49,100	(19,860)	-67.9%	COPR	HORWITH	NDYX316151
04/24/06	05/24/06	NJA5271447	10665	76,720	49,720	27,000	35.2%	COPR	HORWITH	NDYX316037
04/24/06	05/24/06	NJA5271448	10666	53,200	50,060	3,140	5.9%	COPR	HORWITH	CHUX247
04/24/06	05/24/06	NJA5271449	10667	76,200	49,680	26,520	34.8%	COPR	HORWITH	NDYX316037
04/24/06	06/07/06	NJA5271450	10668	66,740	49,380	17,360	26.0%	COPR	HORWITH	NDYX316151
04/24/06	05/24/06	NJA5271451	10669	22,100	50,840	(28,740)	-130.0%	COPR	HORWITH	NDYX320426
04/24/06	05/24/06	NJA5271452	10670	67,000	51,240	15,760	23.5%	COPR	HORWITH	NDYX320426
04/24/06	05/24/06	NJA5271453	10671	67,780	49,840	17,940	26.5%	COPR	HORWITH	NDYX320426
04/24/06	05/24/06	NJA5271454	10672	42,440	51,540	(9,100)	-21.4%	COPR	HORWITH	NDYX320426
04/24/06	05/24/06	NJA5271455	10673	43,540	51,060	(7,520)	-17.3%	COPR	HORWITH	CHUX172
04/24/06	05/24/06	NJA5271456	10674	66,580	50,700	15,880	23.9%	COPR	HORWITH	CHUX172
04/24/06	05/24/06	NJA5271457	10675	66,800	51,740	15,060	22.5%	COPR	HORWITH	CHUX172
04/24/06	05/24/06	NJA5271458	10676	20,160	49,880	(29,720)	-147.4%	COPR	HORWITH	CHUX172
04/24/06	05/24/06	NJA5271459	10677	36,080	52,060	(15,980)	-44.3%	COPR	HORWITH	CHUX171
04/24/06	05/24/06	NJA5271460	10678	66,800	50,620	16,180	24.2%	COPR	HORWITH	CHUX171
04/24/06	05/24/06	NJA5271461	10679	75,720	49,960	25,760	34.0%	COPR	HORWITH	CHUX171
04/24/06	05/24/06	NJA5271462	10680	24,500	50,160	(25,660)	-104.7%	COPR	HORWITH	CHUX171
04/24/06	05/24/06	NJA5271463	10681	20,960	50,240	(29,280)	-139.7%	COPR	HORWITH	NDYX320320
04/24/06	05/24/06	NJA5271464	10682	66,780	50,060	16,720	25.0%	COPR	HORWITH	NDYX320320
04/24/06	05/24/06	NJA5271465	10683	65,880	49,820	16,060	24.4%	COPR	HORWITH	NDYX320320
04/24/06	05/24/06	NJA5271466	10684	40,680	51,020	(10,340)	-25.4%	COPR	HORWITH	NDYX320320
04/24/06	05/24/06	NJA5271467	10685	22,740	50,840	(28,100)	-123.6%	COPR	HORWITH	CHUX174
04/24/06	05/24/06	NJA5271468	10686	66,640	51,520	15,120	22.7%	COPR	HORWITH	CHUX174
04/24/06	05/24/06	NJA5271469	10687	20,560	49,400	(28,840)	-140.3%	COPR	HORWITH	NDYX316037
04/24/06	05/24/06	NJA5271470	10688	66,560	50,260	16,300	24.5%	COPR	HORWITH	CHUX174
04/24/06	05/24/06	NJA5271471	10689	46,660	51,860	(5,200)	-11.1%	COPR	HORWITH	CHUX174
04/24/06	05/24/06	NJA5271472	10690	75,920	50,980	24,940	32.9%	COPR	HORWITH	JTLX30118
04/24/06	05/24/06	NJA5271473	10691	78,120	50,280	27,840	35.6%	COPR	HORWITH	JTLX30118
04/24/06	05/24/06	NJA5271474	10692	22,060	50,960	(28,900)	-131.0%	COPR	HORWITH	JTLX30118
04/24/06	05/24/06	NJA5271475	10693	22,080	49,960	(27,880)	-126.3%	COPR	HORWITH	JTLX30118
04/25/06	05/24/06	NJA5271476	10694	10,160	50,720	(40,560)	-399.2%	COPR	HORWITH	JTLX30168
04/25/06	05/24/06	NJA5271477	10695	67,640	49,840	17,800	26.3%	COPR	HORWITH	NDYX316055
04/25/06	05/24/06	NJA5271478	10696	66,740	49,160	17,580	26.3%	COPR	HORWITH	NDYX316055
04/25/06	05/24/06	NJA5271479	10697	67,160	50,180	16,980	25.3%	COPR	HORWITH	JTLX30168
04/25/06	05/24/06	NJA5271480	10698	68,400	50,880	17,520	25.6%	COPR	HORWITH	JTLX30168
04/25/06	05/24/06	NJA5271481	10699	49,880	49,120	760	1.5%	COPR	HORWITH	JTLX30168
04/25/06	05/24/06	NJA5271482	10700	23,900	51,500	(27,600)	-115.5%	COPR	HORWITH	JTLX30115
04/25/06	05/24/06	NJA5271483	10701	21,240	50,900	(29,660)	-139.6%	COPR	HORWITH	JTLX30115
04/25/06	05/24/06	NJA5271484	10702	76,220	51,820	24,400	32.0%	COPR	HORWITH	JTLX30115
04/25/06	05/24/06	NJA5271485	10703	47,280	51,500	(4,220)	-8.9%	COPR	HORWITH	JTLX177
04/25/06	05/24/06	NJA5271486	10704	76,360	51,780	24,580	32.2%	COPR	HORWITH	JTLX30115
04/25/06	05/24/06	NJA5271487	10705	68,840	51,540	17,300	25.1%	COPR	HORWITH	JTLX177
04/25/06	05/24/06	NJA5271488	10706	77,460	51,040	26,420	34.1%	COPR	HORWITH	CHUX153
04/25/06	05/24/06	NJA5271489	10707	28,480	48,740	(20,260)	-71.1%	COPR	HORWITH	NDYX316055
04/25/06	05/24/06	NJA5271490	10708	67,000	49,820	17,180	25.6%	COPR	HORWITH	JTLX177
04/25/06	05/24/06	NJA5271491	10709	16,300	51,100	(34,800)	-213.5%	COPR	HORWITH	JTLX177
04/25/06	05/24/06	NJA5271492	10710	29,160	49,160	(20,000)	-68.6%	COPR	HORWITH	NDYX316055
04/25/06	05/24/06	NJA5271493	10711	32,060	52,340	(20,280)	-63.3%	COPR	HORWITH	CHUX142
04/25/06	05/24/06	NJA5271494	10712	76,580	50,740	25,840	33.7%	COPR	HORWITH	CHUX142
04/25/06	05/24/06	NJA5271495	10713	68,100	52,920	15,180	22.3%	COPR	HORWITH	CHUX142
04/25/06	05/24/06	NJA5271496	10714	28,020	52,480	(24,460)	-87.3%	COPR	HORWITH	CHUX142
04/25/06	05/24/06	NJA5271497	10715	47,060	52,660	(5,600)	-11.9%	COPR	HORWITH	CHUX153
04/25/06	05/24/06	NJA5271498	10716	65,960	51,320	14,640	22.2%	COPR	HORWITH	CHUX153
04/25/06	05/24/06	NJA5271499	10717	13,000	50,280	(37,280)	-286.8%	COPR	HORWITH	CHUX153
04/25/06	05/24/06	NJA5271500	10718	25,220	50,520	(25,300)	-100.3%	COPR	HORWITH	CHUX112
04/25/06	05/24/06	NJA5271501	10719	67,060	49,860	17,200	25.6%	COPR	HORWITH	CHUX112
04/25/06	05/24/06	NJA5271502	10720	67,220	49,660	17,560	26.1%	COPR	HORWITH	CHUX112
04/25/06	05/24/06	NJA5271503	10721	38,700	50,100	(11,400)	-29.5%	COPR	HORWITH	CHUX112
04/25/06	05/24/06	NJA5271504	10722	29,180	51,340	(22,160)	-75.9%	COPR	HORWITH	CHUX187
04/25/06	05/24/06	NJA5081455	10723	33,480	51,300	(17,820)	-53.2%	COPR	HORWITH	DJJX19154
04/25/06	05/24/06	NJA5081454	10724	67,340	51,560	15,780	23.4%	COPR	HORWITH	CHUX187

Honeywell

HONEYWELL SA-7 USE HAZARDOUS WASTE TRACKING (2006)										
Date Shipped	Date of Return Manifest	State Manifest	Man. Doc #	Facilty Manifest Weight (lbs)	Estimated Weight (lbs)	Manifest - Estimate (lbs)	Man. - Estimate (%)	Material	Transporter	RAILCAR #
04/25/06	05/24/06	NJA5271505	10725	76,380	52,060	24,320	31.8%	COPR	HORWITH	CHUX187
04/25/06	05/24/06	NJA5271506	10726	34,720	51,940	(17,220)	-49.6%	COPR	HORWITH	CHUX187
04/25/06	05/24/06	NJA5271507	10727	67,020	51,520	15,500	23.1%	COPR	HORWITH	DJJX19154
04/25/06	05/24/06	NJA5271508	10728	66,080	52,320	13,760	20.8%	COPR	HORWITH	DJJX19154
04/25/06	05/24/06	NJA5271509	10729	33,500	51,280	(17,780)	-53.1%	COPR	HORWITH	DJJX19154
04/25/06	05/24/06	NJA5271510	10730	68,140	52,580	15,560	22.8%	COPR	HORWITH	NS201219
04/25/06	05/24/06	NJA5271511	10731	67,720	49,400	18,320	27.1%	COPR	HORWITH	NS201219
04/25/06	05/24/06	NJA5271512	10732	33,420	50,700	(17,280)	-51.7%	COPR	HORWITH	NS201219
04/25/06	05/24/06	NJA5271513	10733	33,440	51,460	(18,020)	-53.9%	COPR	HORWITH	NS201219
04/25/06	05/24/06	NJA5271514	10734	63,480	52,700	10,780	17.0%	COPR	HORWITH	JTLX30139
04/25/06	05/24/06	NJA5271515	10735	33,960	52,140	(18,180)	-53.5%	COPR	HORWITH	JTLX30139
04/25/06	05/24/06	NJA5271516	10736	76,340	53,080	23,260	30.5%	COPR	HORWITH	JTLX30139
04/25/06	06/07/06	NJA5271517	10737	67,080	49,100	17,980	26.8%	COPR	HORWITH	JTLX30135
04/25/06	05/24/06	NJA5271518	10738	33,940	50,200	(16,260)	-47.9%	COPR	HORWITH	JTLX30139
04/25/06	06/07/06	NJA5271519	10739	67,160	51,860	15,300	22.8%	COPR	HORWITH	JTLX30135
04/25/06	06/07/06	NJA5271520	10740	29,260	50,540	(21,280)	-72.7%	COPR	HORWITH	JTLX30135
04/25/06	05/24/06	NJA5271521	10741	20,580	47,440	(26,860)	-130.5%	COPR	HORWITH	NDYX316037
04/26/06	06/07/06	NJA5271522	10742	29,280	49,860	(20,580)	-70.3%	COPR	HORWITH	JTLX30135
04/26/06	06/15/06	NJA5271523	10743	50,100	50,980	(880)	-1.8%	COPR	HORWITH	JTLX175
04/26/06	06/07/06	NJA5271524	10744	65,960	49,160	16,800	25.5%	COPR	HORWITH	NDYX316151
04/26/06	06/07/06	NJA5271525	10745	65,960	51,100	14,860	22.5%	COPR	HORWITH	JTLX30147
04/26/06	06/07/06	NJA5271526	10746	68,220	50,320	17,900	26.2%	COPR	HORWITH	JTLX30147
04/26/06	06/07/06	NJA5271527	10747	34,120	51,060	(16,940)	-49.6%	COPR	HORWITH	JTLX30147
04/26/06	06/07/06	NJA5271528	10748	34,120	50,100	(15,980)	-46.8%	COPR	HORWITH	JTLX30147
04/26/06	06/07/06	NJA5271529	10749	67,600	51,780	15,820	23.4%	COPR	HORWITH	JTLX141
04/26/06	06/07/06	NJA5271530	10750	66,920	52,800	14,120	21.1%	COPR	HORWITH	JTLX86
04/26/06	06/07/06	NJA5271531	10751	78,560	51,760	26,800	34.1%	COPR	HORWITH	JTLX141
04/26/06	06/07/06	NJA5271532	10752	24,180	49,880	(25,700)	-106.3%	COPR	HORWITH	JTLX141
04/26/06	06/07/06	NJA5271533	10753	24,180	49,680	(25,500)	-105.5%	COPR	HORWITH	JTLX141
04/26/06	05/24/06	NJA5271534	10754	50,880	51,580	(700)	-1.4%	COPR	HORWITH	JTLX57
04/26/06	05/24/06	NJA5271535	10755	66,840	51,600	15,240	22.8%	COPR	HORWITH	JTLX57
04/26/06	05/24/06	NJA5271536	10756	7,580	51,600	(44,020)	-580.7%	COPR	HORWITH	JTLX57
04/26/06	05/24/06	NJA5271537	10757	75,880	50,780	25,100	33.1%	COPR	HORWITH	JTLX57
04/26/06	06/07/06	NJA5271538	10758	27,380	51,780	(24,400)	-89.1%	COPR	HORWITH	JTLX86
04/26/06	06/07/06	NJA5271539	10759	76,440	51,380	25,060	32.8%	COPR	HORWITH	JTLX86
04/26/06	06/07/06	NJA5271540	10760	28,140	51,140	(23,000)	-81.7%	COPR	HORWITH	JTLX86
04/26/06	06/15/06	NJA5271541	10761	75,920	50,700	25,220	33.2%	COPR	HORWITH	JTLX175
04/26/06	06/15/06	NJA5271542	10762	37,680	51,740	(14,060)	-37.3%	COPR	HORWITH	JTLX175
04/26/06	06/15/06	NJA5271543	10763	37,660	51,480	(13,820)	-36.7%	COPR	HORWITH	JTLX175
04/26/06	05/24/06	NJA5271544	10764	43,080	51,700	(8,620)	-20.0%	COPR	HORWITH	NDYX316170
04/26/06	05/24/06	NJA5271545	10765	68,220	50,340	17,880	26.2%	COPR	HORWITH	NDYX316170
04/26/06	06/07/06	NJA5271546	10766	67,560	50,060	17,500	25.9%	COPR	HORWITH	JTLX30147
04/26/06	06/07/06	NJA5271547	10767	67,480	51,200	16,280	24.1%	COPR	HORWITH	JTLX30147
04/26/06	06/07/06	NJA5271548	10768	34,260	50,380	(16,120)	-47.1%	COPR	HORWITH	JTLX30147
04/26/06	06/07/06	NJA5271549	10769	34,260	49,940	(15,680)	-45.8%	COPR	HORWITH	JTLX30147
04/26/06	05/24/06	NJA5271550	10770	66,060	51,660	14,400	21.8%	COPR	HORWITH	CHUX119
04/26/06	05/24/06	NJA5271551	10771	75,980	50,260	25,720	33.9%	COPR	HORWITH	CHUX119
04/26/06	05/24/06	NJA5271552	10772	28,020	49,860	(21,840)	-77.9%	COPR	HORWITH	CHUX119
04/26/06	05/24/06	NJA5271553	10773	28,020	51,980	(23,960)	-85.5%	COPR	HORWITH	CHUX119
04/26/06	06/07/06	NJA5271554	10774	7,600	50,960	(43,360)	-570.5%	COPR	HORWITH	DJJX19045
04/26/06	06/07/06	NJA5271555	10775	75,980	50,280	25,700	33.8%	COPR	HORWITH	DJJX19045
04/26/06	05/24/06	NJA5306452	10776	68,340	51,460	16,880	24.7%	COPR	HORWITH	NDYX320472
04/26/06	06/07/06	NJA5271558	10777	76,000	50,280	25,720	33.8%	COPR	HORWITH	DJJX19045
04/26/06	06/07/06	NJA5271559	10778	38,740	50,440	(11,700)	-30.2%	COPR	HORWITH	DJJX19045
04/26/06	05/24/06	NJA5271560	10779	12,320	51,000	(38,680)	-314.0%	COPR	HORWITH	NDYX320472
04/26/06	06/07/06	NJA5306453	10780	29,620	49,780	(20,160)	-68.1%	COPR	HORWITH	NDYX316151
04/26/06	05/24/06	NJA5306454	10781	68,360	51,100	17,260	25.2%	COPR	HORWITH	NDYX320472
04/26/06	06/07/06	NJA5306455	10782	37,680	52,020	(14,340)	-38.1%	COPR	HORWITH	JTLX239
04/26/06	05/24/06	NJA5306456	10783	51,300	51,380	(80)	-0.2%	COPR	HORWITH	NDYX320472
04/26/06	05/24/06	NJA5306457	10784	69,160	52,240	16,920	24.5%	COPR	HORWITH	JTLX261
04/26/06	05/24/06	NJA5306458	10785	66,420	51,220	15,200	22.9%	COPR	HORWITH	JTLX261
04/26/06	05/24/06	NJA5306459	10786	33,860	51,420	(17,560)	-51.9%	COPR	HORWITH	JTLX261
04/26/06	06/07/06	NJA5306460	10787	61,340	51,640	9,700	15.8%	COPR	HORWITH	JTLX239
04/26/06	05/24/06	NJA5306461	10789	33,860	51,500	(17,640)	-52.1%	COPR	HORWITH	JTLX261
04/26/06	06/07/06	NJA5306462	10790	78,160	50,460	27,700	35.4%	COPR	HORWITH	JTLX239
04/27/06	06/07/06	NJA5306463	10788	29,000	50,900	(21,900)	-75.5%	COPR	HORWITH	JTLX239
04/27/06	06/07/06	NJA5306464	10791	47,300	49,940	(2,640)	-5.6%	COPR	HORWITH	JTLX194
04/27/06	06/07/06	NJA5306465	10792	76,780	50,100	26,680	34.7%	COPR	HORWITH	JTLX194
04/27/06	06/07/06	NJA5306466	10793	66,960	51,420	15,540	23.2%	COPR	HORWITH	JTLX194
04/27/06	06/07/06	NJA5306467	10794	8,060	51,140	(43,080)	-534.5%	COPR	HORWITH	JTLX194
04/27/06	06/12/06	NJA5306468	10795	59,120	50,520	8,600	14.5%	COPR	HORWITH	JTLX30131
04/27/06	06/12/06	NJA5306469	10796	66,340	51,760	14,580	22.0%	COPR	HORWITH	JTLX30131
04/27/06	06/12/06	NJA5306470	10797	8,580	50,840	(42,260)	-492.5%	COPR	HORWITH	JTLX30131
04/27/06	06/12/06	NJA5306471	10798	67,640	50,420	17,220	25.5%	COPR	HORWITH	JTLX30131
04/27/06	06/12/06	NJA5306472	10799	69,420	51,580	17,840	25.7%	COPR	HORWITH	JTLX30130

HONEYWELL SA-7 USE HAZARDOUS WASTE TRACKING (2006)										
Date Shipped	Date of Return Manifest	State Manifest	Man. Doc #	Facilty Manifest Weight (lbs)	Estimated Weight (lbs)	Manifest - Estimate (lbs)	Man. - Estimate (%)	Material	Transporter	RAILCAR #
04/27/06	06/12/06	NJA5306473	10800	77,420	50,020	27,400	35.4%	COPR	HORWITH	JTLX30130
04/27/06	06/12/06	NJA5306475	10801	26,540	49,640	(23,100)	-87.0%	COPR	HORWITH	JTLX30130
04/27/06	06/12/06	NJA5306476	10802	26,540	51,320	(24,780)	-93.4%	COPR	HORWITH	JTLX30130
04/27/06	06/07/06	NJA5306477	10803	14,980	50,020	(35,040)	-233.9%	COPR	HORWITH	JTLX30129
04/27/06	06/07/06	NJA5306478	10804	76,420	49,800	26,620	34.8%	COPR	HORWITH	JTLX30129
04/27/06	06/07/06	NJA5306479	10805	66,660	50,700	15,960	23.9%	COPR	HORWITH	JTLX30129
04/27/06	05/24/06	NJA5306480	10806	67,240	49,040	18,200	27.1%	COPR	HORWITH	NDYX316170
04/27/06	06/07/06	NJA5306481	10807	28,180	50,640	(22,460)	-79.7%	COPR	HORWITH	JTLX30170
04/27/06	06/07/06	NJA5306482	10808	61,780	51,020	10,760	17.4%	COPR	HORWITH	JTLX30170
04/27/06	06/07/06	NJA5306483	10809	38,920	49,760	(10,840)	-27.9%	COPR	HORWITH	JTLX30129
04/27/06	06/07/06	NJA5306484	10810	42,860	50,540	(7,680)	-17.9%	COPR	HORWITH	JTLX30170
04/27/06	06/07/06	NJA5306485	10811	67,560	52,060	15,500	22.9%	COPR	HORWITH	JTLX30170
04/27/06	05/24/06	NJA5306486	10812	51,600	50,620	980	1.9%	COPR	HORWITH	JTLX30146
04/27/06	05/24/06	NJA5306487	10813	7,380	48,040	(40,660)	-550.9%	COPR	HORWITH	NDYX316170
04/27/06	05/24/06	NJA5306488	10814	77,240	51,740	25,500	33.0%	COPR	HORWITH	JTLX30146
04/27/06	05/24/06	NJA5306489	10815	34,500	51,600	(17,100)	-49.6%	COPR	HORWITH	JTLX30146
04/27/06	05/24/06	NJA5306490	10816	34,520	51,320	(16,800)	-48.7%	COPR	HORWITH	JTLX30146
04/27/06	06/07/06	NJA5306491	10817	23,880	49,660	(25,780)	-108.0%	COPR	HORWITH	JTLX30120
04/27/06	06/07/06	NJA5306492	10818	77,780	51,240	26,540	34.1%	COPR	HORWITH	JTLX30120
04/27/06	06/07/06	NJA5306493	10819	67,760	52,320	15,440	22.8%	COPR	HORWITH	JTLX30120
04/27/06	06/07/06	NJA5306494	10820	35,020	51,980	(16,960)	-48.4%	COPR	HORWITH	JTLX30120
04/27/06	05/24/06	NJA5306495	10821	17,520	50,380	(32,860)	-187.6%	COPR	HORWITH	JTLX30171
04/27/06	05/24/06	NJA5306496	10822	66,580	49,760	16,820	25.3%	COPR	HORWITH	JTLX30171
04/27/06	05/24/06	NJA5306497	10823	68,080	50,280	17,800	26.1%	COPR	HORWITH	JTLX30171
04/27/06	05/24/06	NJA5306498	10824	46,760	49,580	(2,820)	-6.0%	COPR	HORWITH	JTLX30171
04/27/06	05/24/06	NJA5306499	10825	61,300	50,200	11,100	18.1%	COPR	HORWITH	DJLX98506
04/27/06	05/24/06	NJA5306500	10826	66,180	49,620	16,560	25.0%	COPR	HORWITH	DJLX98506
04/27/06	05/24/06	NJA5306502	10827	33,120	50,480	(17,360)	-52.4%	COPR	HORWITH	DJLX98506
04/27/06	05/24/06	NJA5306503	10828	33,120	50,500	(17,380)	-52.5%	COPR	HORWITH	DJLX98506
04/27/06	05/24/06	NJA5306504	10829	66,780	49,140	17,640	26.4%	COPR	HORWITH	NDYX320329
04/27/06	05/24/06	NJA5306506	10830	66,980	51,460	15,520	23.2%	COPR	HORWITH	NDYX320329
04/27/06	05/24/06	NJA5306507	10831	33,060	49,520	(16,460)	-49.8%	COPR	HORWITH	NDYX320329
04/27/06	05/24/06	NJA5306508	10832	33,040	50,300	(17,260)	-52.2%	COPR	HORWITH	NDYX320329
04/27/06	05/24/06	NJA5306509	10833	75,540	51,600	23,940	31.7%	COPR	HORWITH	NDYX320465
04/27/06	05/24/06	NJA5306510	10834	59,720	49,840	9,880	16.5%	COPR	HORWITH	NDYX320465
04/27/06	05/24/06	NJA5306511	10835	33,980	53,260	(19,280)	-56.7%	COPR	HORWITH	NDYX320465
04/27/06	05/24/06	NJA5306512	10836	33,980	50,440	(16,460)	-48.4%	COPR	HORWITH	NDYX320465
04/27/06	06/07/06	NJA5306513	10837	67,180	51,440	15,740	23.4%	COPR	HORWITH	JTLX31036
04/28/06	06/12/06	NJA5306515	10838	66,740	49,560	17,180	25.7%	COPR	HORWITH	NDYX316148
04/28/06	06/12/06	NJA5306516	10839	67,440	49,400	18,040	26.7%	COPR	HORWITH	NDYX316148
04/28/06	06/12/06	NJA5306517	10840	28,220	48,660	(20,440)	-72.4%	COPR	HORWITH	NDYX316148
04/28/06	06/12/06	NJA5306518	10841	67,760	50,060	17,700	26.1%	COPR	HORWITH	JTLX105
04/28/06	06/12/06	NJA5306519	10842	67,440	50,840	16,600	24.6%	COPR	HORWITH	JTLX105
04/28/06	06/12/06	NJA5306520	10843	38,400	52,460	(14,060)	-36.6%	COPR	HORWITH	JTLX105
04/28/06	06/12/06	NJA5306521	10844	38,400	52,420	(14,020)	-36.5%	COPR	HORWITH	JTLX105
04/28/06	06/07/06	NJA5306522	10845	67,580	50,980	16,600	24.6%	COPR	HORWITH	DJLX98504
04/28/06	06/07/06	NJA5306523	10846	67,380	50,040	17,340	25.7%	COPR	HORWITH	DJLX98504
04/28/06	06/12/06	NJA5306524	10847	28,220	48,240	(20,020)	-70.9%	COPR	HORWITH	NDYX316148
04/28/06	06/07/06	NJA5306525	10848	33,600	50,140	(16,540)	-49.2%	COPR	HORWITH	DJLX98504
04/28/06	06/07/06	NJA5306526	10849	33,580	51,060	(17,480)	-52.1%	COPR	HORWITH	DJLX98504
04/28/06	06/07/06	NJA5306527	10850	67,260	49,820	17,440	25.9%	COPR	HORWITH	JTLX30159
04/28/06	05/24/06	NJA5306528	10851	67,620	49,140	18,480	27.3%	COPR	HORWITH	NDYX316083
04/28/06	06/07/06	NJA5306529	10852	65,860	50,440	15,420	23.4%	COPR	HORWITH	JTLX30159
04/28/06	06/07/06	NJA5306530	10853	34,180	50,280	(16,100)	-47.1%	COPR	HORWITH	JTLX30159
04/28/06	06/07/06	NJA5306531	10854	34,180	51,180	(17,000)	-49.7%	COPR	HORWITH	JTLX30159
04/28/06	06/12/06	NJA5306532	10855	68,580	50,920	17,660	25.8%	COPR	HORWITH	JTLX30113
04/28/06	06/12/06	NJA5306533	10856	68,980	51,660	17,320	25.1%	COPR	HORWITH	JTLX30113
04/28/06	05/24/06	NJA5306534	10857	76,800	49,820	26,980	35.1%	COPR	HORWITH	NDYX316083
04/28/06	06/12/06	NJA5306535	10858	33,500	52,260	(18,760)	-56.0%	COPR	HORWITH	JTLX30113
04/28/06	06/12/06	NJA5306536	10859	33,520	51,580	(18,060)	-53.9%	COPR	HORWITH	JTLX30113
04/28/06	05/24/06	NJA5306537	10860	25,440	48,960	(23,520)	-92.5%	COPR	HORWITH	NDYX316083
04/28/06	05/24/06	NJA5306538	10861	25,440	48,840	(23,400)	-92.0%	COPR	HORWITH	NDYX316083
04/28/06	06/07/06	NJA5306539	10862	68,500	50,500	18,000	26.3%	COPR	HORWITH	NDYX320342
04/28/06	06/07/06	NJA5306540	10863	67,560	50,520	17,040	25.2%	COPR	HORWITH	NDYX320342
04/28/06	06/07/06	NJA5306541	10864	33,680	49,640	(15,960)	-47.4%	COPR	HORWITH	NDYX320342
04/28/06	06/07/06	NJA5306542	10865	33,680	49,320	(15,640)	-46.4%	COPR	HORWITH	NDYX320342
04/28/06	05/24/06	NJA5306543	10866	33,140	51,220	(18,080)	-54.6%	COPR	HORWITH	JTLX50
04/28/06	05/24/06	NJA5306544	10867	67,300	49,900	17,400	25.9%	COPR	HORWITH	JTLX50
04/28/06	05/24/06	NJA5306545	10868	76,300	50,440	25,860	33.9%	COPR	HORWITH	JTLX50
04/28/06	05/24/06	NJA5306546	10869	25,300	53,200	(27,900)	-110.3%	COPR	HORWITH	JTLX50
04/28/06	05/24/06	NJA5306547	10870	38,700	52,100	(13,400)	-34.6%	COPR	HORWITH	CHUX179
04/28/06	05/24/06	NJA5306548	10871	66,280	48,500	17,780	26.8%	COPR	HORWITH	CHUX179
04/28/06	05/24/06	NJA5306549	10872	67,200	50,500	16,700	24.9%	COPR	HORWITH	CHUX179
04/28/06	05/24/06	NJA5306550	10873	25,060	48,180	(23,120)	-92.3%	COPR	HORWITH	CHUX179

Honeywell

HONEYWELL SA-7 USE HAZARDOUS WASTE TRACKING (2006)

Date Shipped	Date of Return Manifest	State Manifest	Man. Doc #	Facilty Manifest Weight (lbs)	Estimated Weight (lbs)	Manifest - Estimate (lbs)	Man. - Estimate (%)	Material	Transporter	RAILCAR #
04/28/06	06/07/06	NJA5306551	10874	66,380	51,740	14,640	22.1%	COPR	HORWITH	JTLX30136
04/28/06	06/07/06	NJA5306552	10875	33,510	51,240	(17,730)	-52.9%	COPR	HORWITH	JTLX30136
04/28/06	06/07/06	NJA5306553	10876	33,510	50,700	(17,190)	-51.3%	COPR	HORWITH	JTLX30136
04/28/06	05/24/06	NJA5306554	10877	23,780	51,820	(28,040)	-117.9%	COPR	HORWITH	JTLX30166
04/28/06	05/24/06	NJA5306555	10878	67,160	50,580	16,580	24.7%	COPR	HORWITH	JTLX30166
04/28/06	05/24/06	NJA5306556	10879	66,560	50,900	15,660	23.5%	COPR	HORWITH	JTLX30166
04/28/06	05/24/06	NJA5306557	10880	43,920	50,840	(6,920)	-15.8%	COPR	HORWITH	JTLX30166
04/28/06	05/24/06	NJA5306558	10881	16,060	51,260	(35,200)	-219.2%	COPR	HORWITH	JTLX30119
04/28/06	05/24/06	NJA5306559	10882	76,320	52,380	23,940	31.4%	COPR	HORWITH	JTLX30119
04/28/06	05/24/06	NJA5306560	10883	69,260	53,060	16,200	23.4%	COPR	HORWITH	JTLX30119
04/28/06	05/24/06	NJA5306561	10884	42,300	50,640	(8,340)	-19.7%	COPR	HORWITH	JTLX30119
04/28/06	06/07/06	NJA5306562	10885	37,640	49,320	(11,680)	-31.0%	COPR	HORWITH	CHUX169

11/18/60	**SITE TONS (Month)**	**APR SUB-TOTAL:**	43,858,920	44,476,800	(617,880)	-1.41%
09/11/61	**TONS (Site)**	**CUMULATIVE TOTAL:**	44,445,140	45,071,100	(625,960)	-1.41%
11/02/60	**TONS (Facility)**	**CUMULATIVE TOTAL:**	44,445,140	45,063,020	(617,880)	-1.39%

05/01/06	06/07/06	NJA5306563	10886	68,020	50,740	17,280	25.4%	COPR	HORWITH	CHUX158
05/01/06	06/07/06	NJA5306564	10887	67,020	50,140	16,880	25.2%	COPR	HORWITH	CHUX158
05/01/06	06/07/06	NJA5306565	10888	30,060	50,580	(20,520)	-68.3%	COPR	HORWITH	CHUX158
05/01/06	06/07/06	NJA5306566	10889	30,060	50,260	(20,200)	-67.2%	COPR	HORWITH	CHUX158
05/01/06	06/07/06	NJA5306567	10890	78,180	50,900	27,280	34.9%	COPR	HORWITH	CHUX169
05/01/06	06/07/06	NJA5306568	10891	68,960	51,620	17,340	25.1%	COPR	HORWITH	CHUX169
05/01/06	06/07/06	NJA5306569	10892	21,300	51,940	(30,640)	-143.8%	COPR	HORWITH	CHUX169
05/01/06	06/07/06	NJA5306570	10893	45,280	51,200	(5,920)	-13.1%	COPR	HORWITH	CHUX186
05/01/06	06/07/06	NJA5306571	10894	54,600	49,540	5,060	9.3%	COPR	HORWITH	NDYX316147
05/01/06	06/07/06	NJA5306572	10895	66,940	50,640	16,300	24.4%	COPR	HORWITH	CHUX186
05/01/06	06/07/06	NJA5306573	10896	66,340	50,700	15,640	23.6%	COPR	HORWITH	CHUX186
05/01/06	06/07/06	NJA5306574	10897	76,380	50,060	26,320	34.5%	COPR	HORWITH	NDYX316147
05/01/06	06/07/06	NJA5306575	10898	33,600	49,800	(16,200)	-48.2%	COPR	HORWITH	NDYX316147
05/01/06	06/07/06	NJA5306576	10899	33,580	50,040	(16,460)	-49.0%	COPR	HORWITH	NDYX316147
05/01/06	06/07/06	NJA5306579	10900	22,300	51,100	(28,800)	-129.1%	COPR	HORWITH	CHUX186
05/01/06	06/07/06	NJA5306580	10901	9,140	50,140	(41,000)	-448.6%	COPR	HORWITH	CHUX122
05/01/06	06/07/06	NJA5306581	10902	76,140	52,600	23,540	30.9%	COPR	HORWITH	CHUX122
05/01/06	06/07/06	NJA5306582	10903	67,040	50,420	16,620	24.8%	COPR	HORWITH	CHUX122
05/01/06	06/07/06	NJA5306583	10904	67,080	49,720	17,360	25.9%	COPR	HORWITH	NDYX316060
05/01/06	06/07/06	NJA5306584	10905	51,900	50,800	1,100	2.1%	COPR	HORWITH	CHUX122
05/01/06	06/07/06	NJA5306585	10906	79,500	49,600	29,900	37.6%	COPR	HORWITH	NDYX316060
05/01/06	06/07/06	NJA5306586	10907	58,100	51,140	6,960	12.0%	COPR	HORWITH	JTLX265
05/01/06	06/07/06	NJA5306587	10908	76,780	51,220	25,560	33.3%	COPR	HORWITH	JTLX265
05/01/06	06/07/06	NJA5306588	10909	20,400	48,760	(28,360)	-139.0%	COPR	HORWITH	NDYX316060
05/01/06	06/07/06	NJA5306589	10910	20,380	48,620	(28,240)	-138.6%	COPR	HORWITH	NDYX316060
05/01/06	06/07/06	NJA5306590	10911	33,640	49,080	(15,440)	-45.9%	COPR	HORWITH	JTLX265
05/01/06	06/07/06	NJA5306591	10912	33,660	51,420	(17,760)	-52.8%	COPR	HORWITH	JTLX265
05/01/06	06/07/06	NJA5306592	10913	67,680	50,500	17,180	25.4%	COPR	HORWITH	JTLX168
05/01/06	06/07/06	NJA5306593	10914	66,300	51,380	14,920	22.5%	COPR	HORWITH	JTLX168
05/01/06	06/07/06	NJA5306594	10915	34,120	52,200	(18,080)	-53.0%	COPR	HORWITH	JTLX168
05/01/06	06/07/06	NJA5306595	10916	34,140	52,720	(18,580)	-54.4%	COPR	HORWITH	JTLX168
05/01/06	06/07/06	NJA5306596	10917	37,560	52,800	(15,240)	-40.6%	COPR	HORWITH	CHUX127
05/01/06	06/07/06	NJA5306597	10918	67,160	52,380	14,780	22.0%	COPR	HORWITH	CHUX127
05/01/06	06/07/06	NJA5306598	10919	77,160	50,920	26,240	34.0%	COPR	HORWITH	CHUX127
05/01/06	06/07/06	NJA5306599	10920	18,340	52,220	(33,880)	-184.7%	COPR	HORWITH	CHUX127
05/01/06	06/07/06	NJA5306600	10921	37,760	51,900	(14,140)	-37.4%	COPR	HORWITH	CHUX168
05/01/06	06/07/06	NJA5306601	10922	67,500	51,280	16,220	24.0%	COPR	HORWITH	CHUX168
05/01/06	06/07/06	NJA5306602	10923	66,540	50,600	15,940	24.0%	COPR	HORWITH	CHUX168
05/01/06	06/07/06	NJA5306603	10924	29,500	51,840	(22,340)	-75.7%	COPR	HORWITH	CHUX168
05/01/06	06/07/06	NJA5306604	10925	25,460	51,940	(26,480)	-104.0%	COPR	HORWITH	CHUX146
05/01/06	06/07/06	NJA5306605	10926	76,680	51,320	25,360	33.1%	COPR	HORWITH	CHUX146
05/01/06	06/07/06	NJA5306606	10927	76,100	51,980	24,120	31.7%	COPR	HORWITH	CHUX146
05/01/06	06/07/06	NJA5306607	10928	29,680	52,540	(22,860)	-77.0%	COPR	HORWITH	CHUX146
05/01/06	06/07/06	NJA5306608	10929	15,500	52,220	(36,720)	-236.9%	COPR	HORWITH	CHUX160
05/01/06	06/07/06	NJA5306609	10930	66,760	50,800	15,960	23.9%	COPR	HORWITH	CHUX160
05/01/06	06/07/06	NJA5306610	10931	67,120	50,540	16,580	24.7%	COPR	HORWITH	CHUX160
05/01/06	06/07/06	NJA5306611	10932	51,720	50,940	780	1.5%	COPR	HORWITH	CHUX160
05/01/06	06/12/06	NJA5306612	10933	66,080	51,980	14,100	21.3%	COPR	HORWITH	CHUX102
05/02/06	06/12/06	NJA5306613	10934	68,260	50,740	17,520	25.7%	COPR	HORWITH	CHUX102
05/02/06	06/12/06	NJA5306614	10935	38,140	49,520	(11,380)	-29.8%	COPR	HORWITH	NDYX316003
05/02/06	06/12/06	NJA5306615	10936	34,300	51,160	(16,860)	-49.2%	COPR	HORWITH	CHUX102
05/02/06	06/12/06	NJA5306616	10937	34,300	50,380	(16,080)	-46.9%	COPR	HORWITH	CHUX102
05/02/06	06/12/06	NJA5306617	10938	66,420	50,960	15,460	23.3%	COPR	HORWITH	CHUX201
05/02/06	06/12/06	NJA5306618	10939	67,200	50,680	16,520	24.6%	COPR	HORWITH	CHUX201
05/02/06	06/12/06	NJA5306619	10940	32,980	50,760	(17,780)	-53.9%	COPR	HORWITH	CHUX201
05/02/06	06/12/06	NJA5306620	10941	32,980	51,440	(18,460)	-56.0%	COPR	HORWITH	CHUX201
05/02/06	06/12/06	NJA5306621	10942	66,520	51,480	15,040	22.6%	COPR	HORWITH	CHUX202

HONEYWELL SA-7 USE HAZARDOUS WASTE TRACKING (2006)										
Date Shipped	Date of Return Manifest	State Manifest	Man. Doc #	Facilty Manifest Weight (lbs)	Estimated Weight (lbs)	Manifest - Estimate (lbs)	Man. - Estimate (%)	Material	Transporter	RAILCAR #
05/02/06	06/12/06	NJA5306622	10943	66,760	51,340	15,420	23.1%	COPR	HORWITH	CHUX202
05/02/06	06/12/06	NJA5306623	10944	38,180	51,400	(13,220)	-34.6%	COPR	HORWITH	CHUX202
05/02/06	06/12/06	NJA5306624	10945	38,180	50,500	(12,320)	-32.3%	COPR	HORWITH	CHUX202
05/02/06	06/12/06	NJA5306625	10946	76,160	51,680	24,480	32.1%	COPR	HORWITH	CHUX192
05/02/06	06/12/06	NJA5306626	10947	26,740	52,000	(25,260)	-94.5%	COPR	HORWITH	CHUX192
05/02/06	06/12/06	NJA5306627	10948	68,280	51,980	16,300	23.9%	COPR	HORWITH	CHUX192
05/02/06	06/12/06	NJA5306628	10949	26,720	51,080	(24,360)	-91.2%	COPR	HORWITH	CHUX192
05/02/06	06/12/06	NJA5306629	10950	15,080	51,280	(36,200)	-240.1%	COPR	HORWITH	CHUX189
05/02/06	06/12/06	NJA5306630	10951	67,160	52,540	14,620	21.8%	COPR	HORWITH	CHUX189
05/02/06	06/12/06	NJA5306631	10952	66,640	52,860	13,780	20.7%	COPR	HORWITH	CHUX189
05/02/06	06/12/06	NJA5306632	10953	57,080	51,620	5,460	9.6%	COPR	HORWITH	CHUX189
05/02/06	06/12/06	NJA5306633	10954	14,300	50,880	(36,580)	-255.8%	COPR	HORWITH	CHUX206
05/02/06	06/12/06	NJA5306634	10955	67,120	49,160	17,960	26.8%	COPR	HORWITH	NDYX316003
05/02/06	06/12/06	NJA5306635	10956	36,480	42,780	(6,300)	-17.3%	COPR	HORWITH	NDYX316026
05/02/06	06/12/06	NJA5306636	10957	66,700	50,060	16,640	24.9%	COPR	HORWITH	NDYX316026
05/02/06	06/12/06	NJA5306637	10958	66,260	49,200	17,060	25.7%	COPR	HORWITH	NDYX316003
05/02/06	06/12/06	NJA5306638	10959	76,160	51,380	24,780	32.5%	COPR	HORWITH	NDYX316026
05/02/06	06/12/06	NJA5306639	10960	9,840	51,500	(41,660)	-423.4%	COPR	HORWITH	NDYX316026
05/02/06	06/12/06	NJA5306640	10961	23,160	51,360	(28,200)	-121.8%	COPR	HORWITH	CHUX203
05/02/06	06/12/06	NJA5306641	10962	76,460	51,180	25,280	33.1%	COPR	HORWITH	CHUX203
05/02/06	06/12/06	NJA5306642	10963	67,940	51,620	16,320	24.0%	COPR	HORWITH	CHUX203
05/02/06	06/12/06	NJA5306643	10964	29,960	50,720	(20,760)	-69.3%	COPR	HORWITH	CHUX203
05/02/06	06/12/06	NJA5306644	10965	12,520	50,980	(38,460)	-307.2%	COPR	HORWITH	CHUX197
05/02/06	06/12/06	NJA5306645	10966	66,540	50,500	16,040	24.1%	COPR	HORWITH	CHUX197
05/02/06	06/12/06	NJA5306646	10967	29,840	47,880	(18,040)	-60.5%	COPR	HORWITH	NDYX316003
05/02/06	06/12/06	NJA5306647	10968	66,900	49,960	16,940	25.3%	COPR	HORWITH	CHUX197
05/02/06	06/12/06	NJA5306648	10969	54,000	49,380	4,620	8.6%	COPR	HORWITH	CHUX197
05/02/06	06/12/06	NJA5306649	10970	68,040	51,380	16,660	24.5%	COPR	HORWITH	CHUX206
05/02/06	06/12/06	NJA5306650	10971	67,220	52,100	15,120	22.5%	COPR	HORWITH	CHUX206
05/02/06	06/12/06	NJA5306651	10972	53,400	52,680	720	1.3%	COPR	HORWITH	CHUX206
05/02/06	06/12/06	NJA5306652	10973	26,560	51,820	(25,260)	-95.1%	COPR	HORWITH	CHUX198
05/02/06	06/12/06	NJA5306653	10974	76,320	51,100	25,220	33.0%	COPR	HORWITH	CHUX198
05/02/06	06/12/06	NJA5306654	10975	27,240	52,600	(25,360)	-93.1%	COPR	HORWITH	CHUX198
05/02/06	06/12/06	NJA5306655	10976	75,900	52,760	23,140	30.5%	COPR	HORWITH	CHUX198
05/02/06	06/12/06	NJA5306656	10977	7,780	51,040	(43,260)	-556.0%	COPR	HORWITH	CHUX196
05/02/06	06/12/06	NJA5306657	10978	66,480	51,800	14,680	22.1%	COPR	HORWITH	CHUX196
05/02/06	06/12/06	NJA5306658	10979	66,520	50,700	15,820	23.8%	COPR	HORWITH	CHUX196
05/02/06	06/12/06	NJA5306659	10980	63,380	51,900	11,480	18.1%	COPR	HORWITH	CHUX196
05/02/06	06/07/06	NJA5306660	10981	55,780	50,400	5,380	9.6%	COPR	HORWITH	CHUX185
05/03/06	06/07/06	NJA5306662	10982	20,540	50,800	(30,260)	-147.3%	COPR	HORWITH	JTLX30142
05/03/06	06/07/06	NJA5306663	10983	76,160	50,840	25,320	33.2%	COPR	HORWITH	JTLX30142
05/03/06	06/07/06	NJA5306664	10984	67,240	50,920	16,320	24.3%	COPR	HORWITH	JTLX30142
05/03/06	06/07/06	NJA5306666	10985	30,000	49,960	(19,960)	-66.5%	COPR	HORWITH	JTLX30142
05/03/06	06/07/06	NJA5306667	10986	36,680	50,600	(13,920)	-37.9%	COPR	HORWITH	CHUX178
05/03/06	06/07/06	NJA5306668	10987	67,020	51,380	15,640	23.3%	COPR	HORWITH	CHUX178
05/03/06	06/07/06	NJA5306669	10988	67,100	50,300	16,800	25.0%	COPR	HORWITH	CHUX178
05/03/06	06/07/06	NJA5306670	10989	38,520	50,960	(12,440)	-32.3%	COPR	HORWITH	CHUX178
05/03/06	06/07/06	NJA5306671	10990	38,500	50,900	(12,400)	-32.2%	COPR	HORWITH	CHUX176
05/03/06	06/07/06	NJA5306672	10991	76,200	51,260	24,940	32.7%	COPR	HORWITH	CHUX176
05/03/06	06/07/06	NJA5306673	10992	76,240	51,560	24,680	32.4%	COPR	HORWITH	CHUX176
05/03/06	06/07/06	NJA5306674	10993	11,420	50,920	(39,500)	-345.9%	COPR	HORWITH	CHUX176
05/03/06	06/07/06	NJA5306675	10994	52,680	46,860	5,820	11.0%	COPR	HORWITH	NDYX316237
05/03/06	06/07/06	NJA5306676	10995	66,500	50,760	15,740	23.7%	COPR	HORWITH	CHUX185
05/03/06	06/07/06	NJA5306677	10996	33,680	50,600	(16,920)	-50.2%	COPR	HORWITH	CHUX185
05/03/06	06/07/06	NJA5306678	10997	33,680	51,180	(17,500)	-52.0%	COPR	HORWITH	CHUX185
05/03/06	06/07/06	NJA5306679	10998	68,080	50,440	17,640	25.9%	COPR	HORWITH	DJJX9706
05/03/06	06/07/06	NJA5306680	10999	76,920	50,640	26,280	34.2%	COPR	HORWITH	DJJX9706
05/03/06	06/07/06	NJA5306681	11000	75,980	49,420	26,560	35.0%	COPR	HORWITH	NDYX316237
05/03/06	06/07/06	NJA5306682	11001	33,560	51,700	(18,140)	-54.1%	COPR	HORWITH	DJJX9706
05/03/06	06/07/06	NJA5306683	11002	33,560	50,500	(16,940)	-50.5%	COPR	HORWITH	DJJX9706
05/03/06	06/07/06	NJA5306684	11003	33,440	49,100	(15,660)	-46.8%	COPR	HORWITH	NDYX316237
05/03/06	06/07/06	NJA5306685	11004	37,280	50,680	(13,400)	-35.9%	COPR	HORWITH	JTLX30102
05/03/06	06/07/06	NJA5306686	11005	68,500	51,280	17,220	25.1%	COPR	HORWITH	JTLX30102
05/03/06	06/07/06	NJA5306687	11006	33,460	48,900	(15,440)	-46.1%	COPR	HORWITH	NDYX316237
05/03/06	06/12/06	NJA5306688	11007	10,760	51,740	(40,980)	-380.9%	COPR	HORWITH	JTLX30138
05/03/06	06/12/06	NJA5306689	11008	67,540	50,420	17,120	25.3%	COPR	HORWITH	JTLX30138
05/03/06	06/12/06	NJA5306690	11009	66,720	50,300	16,420	24.6%	COPR	HORWITH	JTLX30138
05/03/06	06/07/06	NJA5306691	11010	76,820	51,140	25,680	33.4%	COPR	HORWITH	JTLX30102
05/03/06	06/12/06	NJA5306692	11011	55,900	51,440	4,460	8.0%	COPR	HORWITH	JTLX30138
05/03/06	06/07/06	NJA5306693	11012	23,680	51,740	(28,060)	-118.5%	COPR	HORWITH	JTLX30102
05/03/06	06/07/06	NJA5306695	11013	76,700	50,740	25,960	33.8%	COPR	HORWITH	CHUX111
05/03/06	06/07/06	NJA5306696	11014	75,900	52,040	23,860	31.4%	COPR	HORWITH	CHUX111

HONEYWELL SA-7 USE HAZARDOUS WASTE TRACKING (2006)										
Date Shipped	Date of Return Manifest	State Manifest	Man. Doc #	Facilty Manifest Weight (lbs)	Estimated Weight (lbs)	Manifest - Estimate (lbs)	Man. - Estimate (%)	Material	Transporter	RAILCAR #
05/03/06	06/07/06	NJA5306697	11015	25,120	50,580	(25,460)	-101.4%	COPR	HORWITH	CHUX111
05/03/06	06/07/06	NJA5306698	11016	25,120	51,340	(26,220)	-104.4%	COPR	HORWITH	CHUX111
05/03/06	06/07/06	NJA5306699	11017	67,860	51,020	16,840	24.8%	COPR	HORWITH	CHUX156
05/03/06	06/07/06	NJA5306700	11018	67,440	52,820	14,620	21.7%	COPR	HORWITH	CHUX156
05/03/06	06/07/06	NJA5306701	11019	34,400	51,180	(16,780)	-48.8%	COPR	HORWITH	CHUX156
05/03/06	06/07/06	NJA5306702	11020	25,880	49,860	(23,980)	-92.7%	COPR	HORWITH	NDYX316211
05/03/06	06/07/06	NJA5306703	11021	34,420	51,560	(17,140)	-49.8%	COPR	HORWITH	CHUX156
05/03/06	06/07/06	NJA5306704	11022	67,780	51,520	16,260	24.0%	COPR	HORWITH	CHUX155
05/03/06	06/12/06	NJA5306705	11023	11,460	47,700	(36,240)	-316.2%	COPR	HORWITH	NDYX316144
05/03/06	06/07/06	NJA5306706	11024	67,520	51,060	16,460	24.4%	COPR	HORWITH	CHUX155
05/03/06	06/07/06	NJA5306707	11025	66,980	49,520	17,460	26.1%	COPR	HORWITH	NDYX316211
05/03/06	06/07/06	NJA5306708	11026	33,620	52,680	(19,060)	-56.7%	COPR	HORWITH	CHUX155
05/03/06	06/07/06	NJA5306709	11027	33,620	50,220	(16,600)	-49.4%	COPR	HORWITH	CHUX155
05/03/06	06/07/06	NJA5306710	11028	67,200	47,740	19,460	29.0%	COPR	HORWITH	NDYX316211
05/03/06	06/07/06	NJA5306711	11029	29,300	48,160	(18,860)	-64.4%	COPR	HORWITH	NDYX316211
05/04/06	06/12/06	NJA5306712	11030	21,740	52,480	(30,740)	-141.4%	COPR	HORWITH	JTLX30155
05/04/06	06/12/06	NJA5306713	11031	66,700	49,980	16,720	25.1%	COPR	HORWITH	NDYX316144
05/04/06	06/12/06	NJA5306714	11032	67,000	47,680	19,320	28.8%	COPR	HORWITH	NDYX316144
05/04/06	06/12/06	NJA5306715	11033	67,660	50,520	17,140	25.3%	COPR	HORWITH	JTLX30155
05/04/06	06/12/06	NJA5306716	11034	67,380	52,140	15,240	22.6%	COPR	HORWITH	JTLX30155
05/04/06	06/12/06	NJA5306717	11035	51,440	52,320	(880)	-1.7%	COPR	HORWITH	JTLX30155
05/04/06	06/12/06	NJA5306718	11036	67,020	51,320	15,700	23.4%	COPR	HORWITH	CHUX173
05/04/06	06/12/06	NJA5306719	11037	15,360	50,620	(35,260)	-229.6%	COPR	HORWITH	CHUX173
05/04/06	06/12/06	NJA5306720	11038	67,480	51,040	16,440	24.4%	COPR	HORWITH	CHUX173
05/04/06	06/12/06	NJA5306721	11039	46,200	49,160	(2,960)	-6.4%	COPR	HORWITH	NDYX316144
05/04/06	06/12/06	NJA5306723	11040	50,440	52,460	(2,020)	-4.0%	COPR	HORWITH	CHUX173
05/04/06	06/12/06	NJA5306724	11041	67,200	51,660	15,540	23.1%	COPR	HORWITH	JTLX236
05/04/06	06/12/06	NJA5306725	11042	67,500	51,120	16,380	24.3%	COPR	HORWITH	JTLX236
05/04/06	06/12/06	NJA5306726	11043	33,360	51,500	(18,140)	-54.4%	COPR	HORWITH	JTLX236
05/04/06	06/12/06	NJA5306727	11044	33,360	51,100	(17,740)	-53.2%	COPR	HORWITH	JTLX236
05/04/06	06/12/06	NJA5306728	11045	66,520	51,860	14,660	22.0%	COPR	HORWITH	JTLX283
05/04/06	06/12/06	NJA5306729	11046	67,600	50,740	16,860	24.9%	COPR	HORWITH	JTLX283
05/04/06	06/12/06	NJA5306730	11047	33,320	51,100	(17,780)	-53.4%	COPR	HORWITH	JTLX283
05/04/06	06/12/06	NJA5306731	11048	33,340	50,820	(17,480)	-52.4%	COPR	HORWITH	JTLX283
05/04/06	06/12/06	NJA5306732	11049	67,320	52,160	15,160	22.5%	COPR	HORWITH	DJJX19174
05/04/06	06/12/06	NJA5306733	11050	66,660	52,120	14,540	21.8%	COPR	HORWITH	DJJX19174
05/04/06	06/12/06	NJA5306734	11051	33,960	51,840	(17,880)	-52.7%	COPR	HORWITH	DJJX19174
05/04/06	06/12/06	NJA5306735	11052	33,960	49,960	(16,000)	-47.1%	COPR	HORWITH	DJJX19174
05/04/06	06/12/06	NJA5306736	11053	10,720	50,520	(39,800)	-371.3%	COPR	HORWITH	JTLX80
05/04/06	06/15/06	NJA5306737	11054	25,200	51,860	(26,660)	-105.8%	COPR	HORWITH	JTLX185
05/04/06	06/15/06	NJA5306738	11055	76,120	50,100	26,020	34.2%	COPR	HORWITH	JTLX185
05/04/06	06/15/06	NJA5306739	11056	75,880	51,560	24,320	32.1%	COPR	HORWITH	JTLX185
05/04/06	06/15/06	NJA5306740	11057	27,780	50,120	(22,340)	-80.4%	COPR	HORWITH	JTLX185
05/04/06	06/12/06	NJA5306741	11058	66,260	51,420	14,840	22.4%	COPR	HORWITH	NDYX320346
05/04/06	06/12/06	NJA5306742	11059	28,500	51,280	(22,780)	-79.9%	COPR	HORWITH	NDYX320346
05/04/06	06/12/06	NJA5306743	11060	66,880	51,520	15,360	23.0%	COPR	HORWITH	NDYX320346
05/04/06	06/12/06	NJA5306744	11061	41,100	51,360	(10,260)	-25.0%	COPR	HORWITH	NDYX320346
05/04/06	06/12/06	NJA5306745	11062	27,300	52,840	(25,540)	-93.6%	COPR	HORWITH	JTLX94
05/04/06	06/12/06	NJA5306746	11063	68,200	50,600	17,600	25.8%	COPR	HORWITH	JTLX94
05/04/06	06/12/06	NJA5306747	11064	66,980	51,580	15,400	23.0%	COPR	HORWITH	JTLX94
05/04/06	06/12/06	NJA5306748	11065	39,340	49,900	(10,560)	-26.8%	COPR	HORWITH	JTLX94
05/04/06	06/12/06	NJA5306749	11066	66,280	52,220	14,060	21.2%	COPR	HORWITH	JTLX80
05/04/06	06/12/06	NJA5306750	11067	75,980	52,400	23,580	31.0%	COPR	HORWITH	JTLX80
05/04/06	06/12/06	NJA5306751	11068	48,500	50,660	(2,160)	-4.5%	COPR	HORWITH	JTLX80
05/04/06	06/12/06	NJA5306752	11069	67,740	52,300	15,440	22.8%	COPR	HORWITH	JTLX74
05/04/06	06/12/06	NJA5206753	11070	67,360	53,540	13,820	20.5%	COPR	HORWITH	JTLX74
05/04/06	06/12/06	NJA5306754	11071	33,800	51,080	(17,280)	-51.1%	COPR	HORWITH	JTLX74
05/04/06	06/12/06	NJA5306755	11072	33,820	51,060	(17,240)	-51.0%	COPR	HORWITH	JTLX74
05/04/06	06/12/06	NJA5306756	11073	68,020	51,700	16,320	24.0%	COPR	HORWITH	JTLX30126
05/04/06	06/12/06	NJA5306757	11074	66,560	50,620	15,940	23.9%	COPR	HORWITH	JTLX30126
05/04/06	06/12/06	NJA5306758	11075	77,220	49,420	27,800	36.0%	COPR	HORWITH	NDYX316052
05/04/06	06/12/06	NJA5306759	11076	28,140	49,520	(21,380)	-76.0%	COPR	HORWITH	JTLX30126
05/04/06	06/12/06	NJA5306760	11077	28,160	49,720	(21,560)	-76.6%	COPR	HORWITH	JTLX30126
05/05/06	06/12/06	NJA5306764	11078	23,160	52,380	(29,220)	-126.2%	COPR	HORWITH	CHUX165
05/05/06	06/12/06	NJA5306765	11079	67,780	50,100	17,680	26.1%	COPR	HORWITH	CHUX165
05/05/06	06/12/06	NJA5306766	11080	77,420	51,340	26,080	33.7%	COPR	HORWITH	CHUX165
05/05/06	06/12/06	NJA5306767	11081	55,400	50,840	4,560	8.2%	COPR	HORWITH	CHUX149
05/05/06	06/12/06	NJA5306768	11082	38,940	51,560	(12,620)	-32.4%	COPR	HORWITH	CHUX165
05/05/06	06/12/06	NJA5306769	11083	68,020	50,500	17,520	25.8%	COPR	HORWITH	CHUX149
05/05/06	06/12/06	NJA5306770	11084	33,560	50,300	(16,740)	-49.9%	COPR	HORWITH	CHUX149
05/05/06	06/12/06	NJA5306771	11085	33,580	51,600	(18,020)	-53.7%	COPR	HORWITH	CHUX149
05/05/06	06/12/06	NJA5306772	11086	37,480	50,440	(12,960)	-34.6%	COPR	HORWITH	CHUX148
05/05/06	06/12/06	NJA5306773	11087	66,520	50,140	16,380	24.6%	COPR	HORWITH	CHUX148

Honeywell

HONEYWELL SA-7 USE HAZARDOUS WASTE TRACKING (2006)										
Date Shipped	Date of Return Manifest	State Manifest	Man. Doc #	Facilty Manifest Weight (lbs)	Estimated Weight (lbs)	Manifest - Estimate (lbs)	Man. - Estimate (%)	Material	Transporter	RAILCAR #
05/05/06	06/12/06	NJA5306774	11088	76,520	52,420	24,100	31.5%	COPR	HORWITH	CHUX148
05/05/06	06/12/06	NJA5306775	11089	68,200	48,000	20,200	29.6%	COPR	HORWITH	NDYX316052
05/05/06	06/12/06	NJA5306776	11090	20,500	50,600	(30,100)	-146.8%	COPR	HORWITH	CHUX148
05/05/06	07/18/06	NJA5306777	11091	45,520	50,980	(5,460)	-12.0%	COPR	HORWITH	JTLX30111
05/05/06	07/18/06	NJA5306778	11092	66,920	52,180	14,740	22.0%	COPR	HORWITH	JTLX30111
05/05/06	06/12/06	NJA5306779	11093	22,460	49,880	(27,420)	-122.1%	COPR	HORWITH	NDYX316052
05/05/06	07/18/06	NJA5306780	11094	66,660	50,020	16,640	25.0%	COPR	HORWITH	JTLX30111
05/05/06	06/12/06	NJA5306781	11095	22,460	49,800	(27,340)	-121.7%	COPR	HORWITH	NDYX316052
05/05/06	07/18/06	NJA5306782	11096	28,280	50,060	(21,780)	-77.0%	COPR	HORWITH	JTLX30111
05/05/06	06/12/06	NJA5306783	11097	67,780	51,340	16,440	24.3%	COPR	HORWITH	JTLX30153
05/05/06	06/12/06	NJA5306784	11098	66,360	51,280	15,080	22.7%	COPR	HORWITH	JTLX30153
05/05/06	06/12/06	NJA5306785	11099	65,820	50,140	15,680	23.8%	COPR	HORWITH	JTLX30153
05/05/06	06/12/06	NJA5306786	11100	10,120	50,280	(40,160)	-396.8%	COPR	HORWITH	JTLX30153
05/05/06	06/12/06	NJA5306787	11101	37,540	50,640	(13,100)	-34.9%	COPR	HORWITH	JTLX276
05/05/06	06/12/06	NJA5306788	11102	67,520	50,540	16,980	25.1%	COPR	HORWITH	JTLX276
05/05/06	06/12/06	NJA5306789	11103	66,460	51,220	15,240	22.9%	COPR	HORWITH	JTLX276
05/05/06	06/12/06	NJA5306790	11104	14,660	47,280	(32,620)	-222.5%	COPR	HORWITH	NDYX316152
05/05/06	06/12/06	NJA5306791	11105	28,280	50,740	(22,460)	-79.4%	COPR	HORWITH	JTLX276
05/05/06	06/12/06	NJA5306792	11106	19,520	50,420	(30,900)	-158.3%	COPR	HORWITH	JTLX4051
05/05/06	06/12/06	NJA5306793	11107	65,580	50,500	15,080	23.0%	COPR	HORWITH	JTLX4051
05/05/06	06/12/06	NJA5306794	11108	76,020	49,900	26,120	34.4%	COPR	HORWITH	NDYX316152
05/05/06	06/12/06	NJA5306795	11109	76,180	49,300	26,880	35.3%	COPR	HORWITH	NDYX316152
05/05/06	06/12/06	NJA5306796	11110	66,140	51,100	15,040	22.7%	COPR	HORWITH	JTLX4051
05/05/06	06/12/06	NJA5306797	11111	51,940	52,840	(900)	-1.7%	COPR	HORWITH	JTLX4051
05/05/06	06/12/06	NJA5306798	11112	12,980	50,940	(37,960)	-292.4%	COPR	HORWITH	CHUX167
05/05/06	06/12/06	NJA5306799	11113	75,540	50,460	25,080	33.2%	COPR	HORWITH	CHUX167
05/05/06	06/12/06	NJA5306800	11114	47,800	51,060	(3,260)	-6.8%	COPR	HORWITH	CHUX167
05/05/06	06/12/06	NJA5306802	11115	67,720	51,800	15,920	23.5%	COPR	HORWITH	CHUX167
05/05/06	06/12/06	NJA5306803	11116	76,140	50,940	25,200	33.1%	COPR	HORWITH	JTLX30121
05/05/06	06/12/06	NJA5306804	11117	33,660	51,880	(18,220)	-54.1%	COPR	HORWITH	JTLX30121
05/05/06	06/12/06	NJA5306805	11118	68,040	52,280	15,760	23.2%	COPR	HORWITH	JTLX30121
05/05/06	06/12/06	NJA5306806	11119	33,660	50,660	(17,000)	-50.5%	COPR	HORWITH	JTLX30121
05/05/06	06/12/06	NJA5306807	11120	38,000	50,260	(12,260)	-32.3%	COPR	HORWITH	CHUX145
05/05/06	06/12/06	NJA5306808	11121	57,320	51,480	5,840	10.2%	COPR	HORWITH	CHUX145
05/05/06	06/12/06	NJA5306809	11122	67,080	50,380	16,700	24.9%	COPR	HORWITH	CHUX145
05/05/06	06/12/06	NJA5306810	11123	38,020	49,840	(11,820)	-31.1%	COPR	HORWITH	CHUX145
05/05/06	06/12/06	NJA5306811	11124	18,640	49,760	(31,120)	-167.0%	COPR	HORWITH	JTLX30174
05/05/06	06/12/06	NJA5306812	11125	29,480	49,240	(19,760)	-67.0%	COPR	HORWITH	NDYX316152
05/08/06	06/12/06	NJA5306813	11126	68,740	51,640	17,100	24.9%	COPR	HORWITH	JTLX30174
05/08/06	06/12/06	NJA5306814	11127	67,080	48,160	18,920	28.2%	COPR	HORWITH	NDYX316023
05/08/06	06/12/06	NJA5306815	11128	67,680	50,880	16,800	24.8%	COPR	HORWITH	NDYX316023
05/08/06	06/12/06	NJA5306816	11129	23,980	50,940	(26,960)	-112.4%	COPR	HORWITH	NDYX316023
05/08/06	06/12/06	NJA5306817	11130	23,980	47,060	(23,080)	-96.2%	COPR	HORWITH	NDYX316023
05/08/06	06/12/06	NJA5306818	11131	13,500	49,900	(36,400)	-269.6%	COPR	HORWITH	NDYX316064
05/08/06	06/12/06	NJA5306819	11132	67,040	49,860	17,180	25.6%	COPR	HORWITH	NDYX316064
05/08/06	06/12/06	NJA5306820	11133	68,100	48,740	19,360	28.4%	COPR	HORWITH	NDYX316064
05/08/06	06/12/06	NJA5306821	11134	45,540	47,500	(1,960)	-4.3%	COPR	HORWITH	NDYX316064
05/08/06	06/12/06	NJA5306822	11135	21,420	46,120	(24,700)	-115.3%	COPR	HORWITH	NDYX316168
05/08/06	06/15/06	NJA5306823	11136	56,440	44,720	11,720	20.8%	COPR	HORWITH	NDYX316224
05/08/06	06/15/06	NJA5306824	11137	76,160	49,520	26,640	35.0%	COPR	HORWITH	NDYX316224
05/08/06	06/15/06	NJA5306825	11138	28,160	49,400	(21,240)	-75.4%	COPR	HORWITH	NDYX316224
05/08/06	06/14/06	NJA5306826	11139	55,340	52,960	2,380	4.3%	COPR	HORWITH	CHUX226
05/08/06	06/15/06	NJA5306827	11140	28,160	48,020	(19,860)	-70.5%	COPR	HORWITH	NDYX316224
05/08/06	06/12/06	NJA5306828	11141	39,240	49,920	(10,680)	-27.2%	COPR	HORWITH	NDYX316140
05/08/06	06/12/06	NJA5306829	11142	68,240	48,720	19,520	28.6%	COPR	HORWITH	NDYX316140
05/08/06	06/12/06	NJA5306830	11143	68,320	50,260	18,060	26.4%	COPR	HORWITH	NDYX316140
05/08/06	06/12/06	NJA5306831	11144	17,440	48,100	(30,660)	-175.8%	COPR	HORWITH	NDYX316140
05/08/06	06/12/06	NJA5306832	11145	67,540	48,200	19,340	28.6%	COPR	HORWITH	NDYX316168
05/08/06	06/12/06	NJA5306833	11146	77,200	50,340	26,860	34.8%	COPR	HORWITH	NDYX316168
05/08/06	06/12/06	NJA5306834	11147	67,240	51,040	16,200	24.1%	COPR	HORWITH	JTLX30174
05/08/06	06/12/06	NJA5306835	11148	28,220	49,880	(21,660)	-76.8%	COPR	HORWITH	NDYX316168
05/08/06	06/14/06	NJA5306836	11149	44,800	46,780	(1,980)	-4.4%	COPR	HORWITH	NDYX316078
05/08/06	06/14/06	NJA5306837	11150	68,180	50,660	17,520	25.7%	COPR	HORWITH	NDYX316078
05/08/06	06/12/06	NJA5306838	11151	54,000	51,260	2,740	5.1%	COPR	HORWITH	JTLX30174
05/08/06	06/14/06	NJA5306839	11152	62,380	48,500	13,880	22.3%	COPR	HORWITH	NDYX316079
05/08/06	06/14/06	NJA5306840	11153	66,540	47,600	18,940	28.5%	COPR	HORWITH	NDYX316079
05/08/06	06/14/06	NJA5306841	11154	32,230	50,460	(18,230)	-56.6%	COPR	HORWITH	NDYX316079
05/08/06	06/14/06	NJA5306842	11155	67,680	48,920	18,760	27.7%	COPR	HORWITH	NDYX316078
05/08/06	06/14/06	NJA5306843	11156	12,160	49,420	(37,260)	-306.4%	COPR	HORWITH	NDYX316078
05/08/06	06/14/06	NJA5306844	11157	68,120	53,300	14,820	21.8%	COPR	HORWITH	CHUX226
05/08/06	06/14/06	NJA5306845	11158	68,340	52,820	15,520	22.7%	COPR	HORWITH	CHUX226
05/08/06	06/14/06	NJA5306846	11159	16,780	50,120	(33,340)	-198.7%	COPR	HORWITH	CHUX226
05/08/06	06/14/06	NJA5306847	11160	32,230	49,320	(17,090)	-53.0%	COPR	HORWITH	NDYX316079
05/08/06	06/12/06	NJA5306848	11161	50,320	47,160	3,160	6.3%	COPR	HORWITH	NDYX316132

HONEYWELL SA-7 USE HAZARDOUS WASTE TRACKING (2006)										
Date Shipped	Date of Return Manifest	State Manifest	Man. Doc #	Facilty Manifest Weight (lbs)	Estimated Weight (lbs)	Manifest - Estimate (lbs)	Man. - Estimate (%)	Material	Transporter	RAILCAR #
05/08/06	06/12/06	NJA5306849	11162	66,720	49,840	16,880	25.3%	COPR	HORWITH	NDYX316132
05/08/06	06/12/06	NJA5306850	11163	67,060	48,280	18,780	28.0%	COPR	HORWITH	NDYX316132
05/08/06	06/12/06	NJA5306052	11164	6,180	50,520	(44,340)	-717.5%	COPR	HORWITH	NDYX316132
05/08/06	06/12/06	NJA5306053	11165	76,280	45,120	31,160	40.8%	COPR	HORWITH	NDYX316133
05/08/06	06/12/06	NJA5306054	11166	49,600	51,760	(2,160)	-4.4%	COPR	HORWITH	JTLX30165
05/08/06	06/12/06	NJA5306055	11167	66,620	51,740	14,880	22.3%	COPR	HORWITH	JTLX30165
05/08/06	06/12/06	NJA5306056	11168	66,340	52,220	14,120	21.3%	COPR	HORWITH	JTLX30165
05/08/06	06/12/06	NJA5306057	11169	24,120	51,500	(27,380)	-113.5%	COPR	HORWITH	JTLX30165
05/08/06	06/15/06	NJA5306058	11170	66,620	51,380	15,240	22.9%	COPR	HORWITH	JTLX232
05/08/06	06/15/06	NJA5306060	11171	36,700	51,100	(14,400)	-39.2%	COPR	HORWITH	JTLX232
05/08/06	06/15/06	NJA5306061	11172	70,020	52,720	17,300	24.7%	COPR	HORWITH	JTLX232
05/08/06	06/15/06	NJA5306062	11173	35,980	52,640	(16,660)	-46.3%	COPR	HORWITH	JTLX232
05/09/06	06/14/06	NJA5306067	11174	12,280	50,340	(38,060)	409.9%	COPR	HORWITH	CHUX228
05/09/06	06/15/06	NJA5306068	11175	30,640	48,040	(17,400)	156.8%	COPR	HORWITH	NDYX316128
05/09/06	06/14/06	NJA5306069	11176	76,300	50,520	25,780	66.2%	COPR	HORWITH	CHUX228
05/09/06	06/14/06	NJA5306070	11177	76,020	50,160	25,860	66.0%	COPR	HORWITH	CHUX228
05/09/06	06/14/06	NJA5306071	11178	36,080	49,920	(13,840)	138.4%	COPR	HORWITH	CHUX228
05/09/06	06/15/06	NJA5306072	11179	66,280	48,660	17,620	73.4%	COPR	HORWITH	NDYX316128
05/09/06	06/15/06	NJA5306073	11180	77,100	48,600	28,500	63.0%	COPR	HORWITH	NDYX316128
05/09/06	06/15/06	NJA5306074	11181	19,840	49,060	(29,220)	247.3%	COPR	HORWITH	NDYX316128
05/09/06	06/12/06	NJA5306075	11182	37,540	47,060	(9,520)	125.4%	COPR	HORWITH	NDYX316178
05/09/06	06/12/06	NJA5306076	11183	65,680	48,640	17,040	74.1%	COPR	HORWITH	NDYX316178
05/09/06	06/12/06	NJA5306077	11184	67,480	48,920	18,560	72.5%	COPR	HORWITH	NDYX316178
05/09/06	06/12/06	NJA5306078	11185	24,600	49,900	(25,300)	202.8%	COPR	HORWITH	NDYX316178
05/09/06	06/12/06	NJA5306079	11186	67,000	50,460	16,540	75.3%	COPR	HORWITH	CHUX147
05/09/06	06/12/06	NJA5306080	11187	68,100	51,880	16,220	76.2%	COPR	HORWITH	CHUX147
05/09/06	06/12/06	NJA5306081	11188	38,700	50,280	(11,580)	129.9%	COPR	HORWITH	CHUX147
05/09/06	06/12/06	NJA5306082	11189	48,060	49,720	(1,660)	103.5%	COPR	HORWITH	NDYX316223
05/09/06	06/12/06	NJA5306083	11190	38,400	50,860	(12,460)	132.4%	COPR	HORWITH	CHUX147
05/09/06	06/12/06	NJA5306084	11191	75,940	46,600	29,340	61.4%	COPR	HORWITH	NDYX316223
05/09/06	06/12/06	NJA5306085	11192	33,460	49,380	(15,920)	147.6%	COPR	HORWITH	NDYX316223
05/09/06	06/12/06	NJA5306086	11193	33,480	50,540	(17,060)	151.0%	COPR	HORWITH	NDYX316223
05/09/06	06/12/06	NJA5306087	11194	76,680	49,380	27,300	64.4%	COPR	HORWITH	NDYX316133
05/09/06	06/12/06	NJA5306088	11195	14,740	50,440	(35,700)	342.2%	COPR	HORWITH	NDYX316133
05/09/06	06/12/06	NJA5306089	11196	14,740	49,700	(34,960)	-237.2%	COPR	HORWITH	NDYX316133
05/09/06	06/15/06	NJA5306090	11197	10,740	49,140	(38,400)	-357.5%	COPR	HORWITH	NDYX316197
05/09/06	06/15/06	NJA5306091	11198	66,680	47,080	19,600	29.4%	COPR	HORWITH	NDYX316197
05/09/06	06/12/06	NJA5306092	11199	48,920	50,100	(1,180)	-2.4%	COPR	HORWITH	CHUX136
05/09/06	06/12/06	NJA5306093	11200	40,000	49,040	(9,040)	-22.6%	COPR	HORWITH	NDYX316022
05/09/06	06/12/06	NJA5306094	11201	66,860	48,920	17,940	26.8%	COPR	HORWITH	NDYX316022
05/09/06	06/12/06	NJA5306096	11202	66,620	51,600	15,020	22.5%	COPR	HORWITH	CHUX136
05/09/06	06/12/06	NJA5306097	11203	66,540	50,440	16,100	24.2%	COPR	HORWITH	CHUX136
05/09/06	06/12/06	NJA5306098	11204	19,140	51,240	(32,100)	-167.7%	COPR	HORWITH	CHUX136
05/09/06	06/15/06	NJA5306099	11205	69,900	49,940	19,960	28.6%	COPR	HORWITH	NDYX316197
05/09/06	06/12/06	NJA5306100	11206	77,100	50,580	26,520	34.4%	COPR	HORWITH	CHUX224
05/09/06	06/12/06	NJA5306101	11207	76,100	52,260	23,840	31.3%	COPR	HORWITH	CHUX224
05/09/06	06/12/06	NJA5306102	11208	24,860	51,540	(26,680)	-107.3%	COPR	HORWITH	CHUX224
05/09/06	06/12/06	NJA5306103	11209	24,860	50,320	(25,460)	-102.4%	COPR	HORWITH	CHUX224
05/09/06	06/14/06	NJA5306104	11210	66,600	52,700	13,900	20.9%	COPR	HORWITH	CHUX191
05/09/06	06/14/06	NJA5306105	11211	66,880	51,620	15,260	22.8%	COPR	HORWITH	CHUX191
05/09/06	06/14/06	NJA5306106	11212	33,740	51,540	(17,800)	-52.8%	COPR	HORWITH	CHUX191
05/09/06	06/14/06	NJA5306107	11213	33,720	50,720	(17,000)	-50.4%	COPR	HORWITH	CHUX191
05/09/06	06/15/06	NJA5306108	11214	45,640	49,820	(4,180)	-9.2%	COPR	HORWITH	NDYX316197
05/09/06	06/12/06	NJA5306109	11215	52,300	51,500	800	1.5%	COPR	HORWITH	CHUX133
05/09/06	06/12/06	NJA5306110	11216	76,740	51,140	25,600	33.4%	COPR	HORWITH	CHUX133
05/09/06	06/12/06	NJA5306111	11217	67,580	49,000	18,580	27.5%	COPR	HORWITH	NDYX316022
05/09/06	06/12/06	NJA5306112	11218	37,920	50,820	(12,900)	-34.0%	COPR	HORWITH	CHUX133
05/09/06	06/12/06	NJA5306113	11219	17,200	50,360	(33,160)	-192.8%	COPR	HORWITH	NDYX316022
05/09/06	06/12/06	NJA5306114	11220	37,880	51,740	(13,860)	-36.6%	COPR	HORWITH	CHUX133
05/10/06	06/12/06	NJA5306115	11221	57,460	50,360	7,100	12.4%	COPR	HORWITH	CHUX134
05/10/06	06/12/06	NJA5306116	11222	76,140	50,120	26,020	34.2%	COPR	HORWITH	CHUX134
05/10/06	06/12/06	NJA5306117	11223	15,200	48,600	(33,400)	-219.7%	COPR	HORWITH	NDYX316015
05/10/06	06/12/06	NJA5306118	11224	34,040	50,320	(16,280)	-47.8%	COPR	HORWITH	CHUX134
05/10/06	06/12/06	NJA5306119	11225	34,040	50,200	(16,160)	-47.5%	COPR	HORWITH	CHUX134
05/10/06	06/12/06	NJA5306120	11226	68,500	48,520	19,980	29.2%	COPR	HORWITH	NDYX316015
05/10/06	06/12/06	NJA5306121	11227	67,060	49,740	17,320	25.8%	COPR	HORWITH	CHUX131
05/10/06	06/12/06	NJA5306122	11228	66,840	49,260	17,580	26.3%	COPR	HORWITH	NDYX316015
05/10/06	06/12/06	NJA5306123	11229	65,900	51,800	14,100	21.4%	COPR	HORWITH	CHUX131
05/10/06	06/12/06	NJA5306124	11230	32,640	50,300	(17,660)	-54.1%	COPR	HORWITH	CHUX131
05/10/06	06/12/06	NJA5306125	11231	32,660	50,960	(18,300)	-56.0%	COPR	HORWITH	CHUX131
05/10/06	06/12/06	NJA5306126	11232	23,040	50,680	(27,640)	-120.0%	COPR	HORWITH	JTLX30127
05/10/06	06/12/06	NJA5306127	11233	66,480	50,840	15,640	23.5%	COPR	HORWITH	JTLX30127
05/10/06	06/12/06	NJA5306128	11234	66,300	51,580	14,720	22.2%	COPR	HORWITH	JTLX30127
05/10/06	06/12/06	NJA5306129	11235	47,560	50,640	(3,080)	-6.5%	COPR	HORWITH	JTLX30127

Honeywell

HONEYWELL SA-7 USE HAZARDOUS WASTE TRACKING (2006)										
Date Shipped	Date of Return Manifest	State Manifest	Man. Doc #	Facilty Manifest Weight (lbs)	Estimated Weight (lbs)	Manifest - Estimate (lbs)	Man. - Estimate (%)	Material	Transporter	RAILCAR #
05/10/06	06/12/06	NJA5306130	11236	33,060	50,100	(17,040)	-51.5%	COPR	HORWITH	JTLX277
05/10/06	06/12/06	NJA5306131	11237	75,800	50,240	25,560	33.7%	COPR	HORWITH	JTLX277
05/10/06	06/12/06	NJA5306132	11238	67,780	50,380	17,400	25.7%	COPR	HORWITH	JTLX277
05/10/06	06/12/06	NJA5306133	11239	23,880	51,600	(27,720)	-116.1%	COPR	HORWITH	JTLX277
05/10/06	06/12/06	NJA5306134	11240	66,800	51,240	15,560	23.3%	COPR	HORWITH	JTLX192
05/10/06	06/12/06	NJA5306135	11241	76,120	51,780	24,340	32.0%	COPR	HORWITH	JTLX192
05/10/06	06/12/06	NJA5306136	11242	30,380	51,180	(20,800)	-68.5%	COPR	HORWITH	JTLX192
05/10/06	06/12/06	NJA5306137	11243	42,780	49,800	(7,020)	-16.4%	COPR	HORWITH	NDYX316015
05/10/06	06/12/06	NJA5306138	11244	30,400	50,760	(20,360)	-67.0%	COPR	HORWITH	JTLX192
05/10/06	06/15/06	NJA5306139	11245	12,220	48,220	(36,000)	-294.6%	COPR	HORWITH	NDYX316002
05/10/06	06/15/06	NJA5306140	11246	66,260	47,100	19,160	28.9%	COPR	HORWITH	NDYX316130
05/10/06	06/15/06	NJA5306141	11247	65,280	50,460	14,820	22.7%	COPR	HORWITH	NDYX320427
05/10/06	06/15/06	NJA5306142	11248	76,860	51,460	25,400	33.0%	COPR	HORWITH	NDYX320427
05/10/06	06/15/06	NJA5306143	11249	26,760	51,120	(24,360)	-91.0%	COPR	HORWITH	NDYX320427
05/10/06	06/15/06	NJA5306144	11250	67,340	49,880	17,460	25.9%	COPR	HORWITH	NDYX316002
05/10/06	06/15/06	NJA5306145	11251	26,760	50,720	(23,960)	-89.5%	COPR	HORWITH	NDYX320427
05/10/06	06/12/06	NJA5306146	11252	44,340	50,840	(6,500)	-14.7%	COPR	HORWITH	CHUX139
05/10/06	06/12/06	NJA5306147	11253	66,960	51,480	15,480	23.1%	COPR	HORWITH	CHUX139
05/10/06	06/12/06	NJA5306148	11254	65,760	51,060	14,700	22.4%	COPR	HORWITH	CHUX139
05/10/06	06/12/06	NJA5306150	11255	27,280	51,620	(24,340)	-89.2%	COPR	HORWITH	CHUX139
05/10/06	06/15/06	NJA5306152	11256	37,300	51,840	(14,540)	-39.0%	COPR	HORWITH	CHUX143
05/10/06	06/15/06	NJA5306153	11257	66,220	50,940	15,280	23.1%	COPR	HORWITH	CHUX143
05/10/06	06/15/06	NJA5306154	11258	77,180	51,300	25,880	33.5%	COPR	HORWITH	CHUX143
05/10/06	06/15/06	NJA5306155	11259	25,180	51,460	(26,280)	-104.4%	COPR	HORWITH	CHUX143
05/10/06	06/15/06	NJA5306156	11260	21,880	50,380	(28,500)	-130.3%	COPR	HORWITH	CHUX162
05/10/06	06/15/06	NJA5306157	11261	66,680	52,160	14,520	21.8%	COPR	HORWITH	CHUX162
05/10/06	06/15/06	NJA5306158	11262	66,740	49,920	16,820	25.2%	COPR	HORWITH	NDYX316002
05/10/06	06/15/06	NJA5306159	11263	76,780	50,460	26,320	34.3%	COPR	HORWITH	CHUX162
05/10/06	06/15/06	NJA5306160	11264	47,460	49,000	(1,540)	-3.2%	COPR	HORWITH	NDYX316002
05/10/06	06/15/06	NJA5306161	11265	67,120	47,360	19,760	29.4%	COPR	HORWITH	NDYX316130
05/10/06	06/15/06	NJA5306162	11266	27,900	48,820	(20,920)	-75.0%	COPR	HORWITH	NDYX316130
05/10/06	06/15/06	NJA5306163	11267	37,320	51,440	(14,120)	-37.8%	COPR	HORWITH	CHUX162
05/10/06	06/15/06	NJA5306164	11268	27,900	51,220	(23,320)	-83.6%	COPR	HORWITH	NDYX316130
05/11/06	06/21/06	NJA5306165	11269	76,240	50,980	25,260	33.1%	COPR	HORWITH	CHUX116
05/11/06	06/21/06	NJA5306166	11270	24,040	52,300	(28,260)	-117.6%	COPR	HORWITH	CHUX116
05/11/06	06/21/06	NJA5306167	11271	75,940	50,500	25,440	33.5%	COPR	HORWITH	CHUX116
05/11/06	06/21/06	NJA5306168	11272	32,140	51,600	(19,460)	-60.5%	COPR	HORWITH	CHUX116
05/11/06	06/15/06	NJA5306169	11273	22,840	50,920	(28,080)	-122.9%	COPR	HORWITH	CHUX129
05/11/06	06/21/06	NJA5306170	11274	58,040	49,320	8,720	15.0%	COPR	HORWITH	NDYX316036
05/11/06	06/15/06	NJA5306171	11275	66,900	50,660	16,240	24.3%	COPR	HORWITH	CHUX129
05/11/06	06/15/06	NJA5306172	11276	44,400	50,460	(6,060)	-13.6%	COPR	HORWITH	CHUX129
05/11/06	06/15/06	NJA5306173	11277	66,740	50,680	16,060	24.1%	COPR	HORWITH	CHUX129
05/11/06	06/21/06	NJA5306174	11278	41,000	51,340	(10,340)	-25.2%	COPR	HORWITH	DJJX19176
05/11/06	06/21/06	NJA5306175	11279	75,780	50,440	25,340	33.4%	COPR	HORWITH	DJJX19176
05/11/06	06/21/06	NJA5306176	11280	75,680	51,660	24,020	31.7%	COPR	HORWITH	DJJX19176
05/11/06	06/21/06	NJA5306177	11281	10,240	51,660	(41,420)	-404.5%	COPR	HORWITH	DJJX19176
05/11/06	06/15/06	NJA5306178	11282	33,980	50,580	(16,600)	-48.9%	COPR	HORWITH	CHUX140
05/11/06	06/15/06	NJA5306179	11283	16,400	52,160	(35,760)	-218.0%	COPR	HORWITH	CHUX161
05/11/06	06/21/06	NJA5306180	11284	67,940	50,000	17,940	26.4%	COPR	HORWITH	NDYX316036
05/11/06	06/15/06	NJA5306181	11285	76,840	51,000	25,840	33.6%	COPR	HORWITH	CHUX161
05/11/06	06/15/06	NJA5306182	11286	76,940	51,080	25,860	33.6%	COPR	HORWITH	CHUX161
05/11/06	06/15/06	NJA5306183	11287	33,380	51,840	(18,460)	-55.3%	COPR	HORWITH	CHUX161
05/11/06	06/15/06	NJA5306184	11288	19,420	52,540	(33,120)	-170.5%	COPR	HORWITH	JTLX275
05/11/06	06/15/06	NJA5306185	11289	66,140	52,180	13,960	21.1%	COPR	HORWITH	JTLX275
05/11/06	06/21/06	NJA5306186	11290	33,420	50,680	(17,260)	-51.6%	COPR	HORWITH	NDYX316036
05/11/06	06/15/06	NJA5306187	11291	67,500	52,840	14,660	21.7%	COPR	HORWITH	JTLX275
05/11/06	06/21/06	NJA5306188	11292	33,400	50,040	(16,640)	-49.8%	COPR	HORWITH	NDYX316036
05/11/06	06/15/06	NJA5306189	11293	51,940	50,920	1,020	2.0%	COPR	HORWITH	JTLX275
05/11/06	06/15/06	NJA5306190	11294	67,140	50,820	16,320	24.3%	COPR	HORWITH	CHUX118
05/11/06	06/15/06	NJA5306191	11295	67,500	52,140	15,360	22.8%	COPR	HORWITH	CHUX118
05/11/06	06/15/06	NJA5306192	11296	67,720	50,520	17,200	25.4%	COPR	HORWITH	CHUX151
05/11/06	06/15/06	NJA5306193	11297	67,060	52,660	14,400	21.5%	COPR	HORWITH	CHUX151
05/11/06	06/15/06	NJA5306194	11298	66,800	51,060	15,740	23.6%	COPR	HORWITH	CHUX117
05/11/06	06/15/06	NJA5306195	11299	76,800	50,380	26,420	34.4%	COPR	HORWITH	CHUX117
05/11/06	06/15/06	NJA5306196	11300	29,740	50,020	(20,280)	-68.2%	COPR	HORWITH	CHUX117
05/11/06	06/15/06	NJA5306197	11301	29,740	51,780	(22,040)	-74.1%	COPR	HORWITH	CHUX117
05/11/06	06/15/06	NJA5306198	11302	33,860	51,820	(17,960)	-53.0%	COPR	HORWITH	CHUX118
05/11/06	06/15/06	NJA5306199	11303	33,860	52,960	(19,100)	-56.4%	COPR	HORWITH	CHUX118
05/11/06	06/15/06	NJA5306200	11304	33,160	52,760	(19,600)	-59.1%	COPR	HORWITH	CHUX151
05/11/06	06/15/06	NJA5306201	11305	33,160	50,560	(17,400)	-52.5%	COPR	HORWITH	CHUX151
05/11/06	06/15/06	NJA5306202	11306	67,620	50,620	17,000	25.1%	COPR	HORWITH	CHUX140
05/11/06	06/15/06	NJA5306203	11307	65,780	49,180	16,600	25.2%	COPR	HORWITH	NDYX316025
05/11/06	06/15/06	NJA5306204	11308	69,000	51,680	17,320	25.1%	COPR	HORWITH	CHUX140
05/11/06	06/15/06	NJA5306205	11309	67,460	49,840	17,620	26.1%	COPR	HORWITH	NDYX316025

HONEYWELL SA-7 USE HAZARDOUS WASTE TRACKING (2006)										
Date Shipped	Date of Return Manifest	State Manifest	Man. Doc #	Facilty Manifest Weight (lbs)	Estimated Weight (lbs)	Manifest - Estimate (lbs)	Man. - Estimate (%)	Material	Transporter	RAILCAR #
05/11/06	06/15/06	NJA5306206	11310	33,960	51,700	(17,740)	-52.2%	COPR	HORWITH	CHUX140
05/11/06	06/15/06	NJA5306207	11311	76,780	50,820	25,960	33.8%	COPR	HORWITH	CHUX205
05/11/06	06/15/06	NJA5306208	11312	76,100	50,200	25,900	34.0%	COPR	HORWITH	CHUX205
05/11/06	06/15/06	NJA5306209	11313	34,100	49,700	(15,600)	-45.7%	COPR	HORWITH	NDYX316025
05/11/06	06/15/06	NJA5306210	11314	26,640	49,920	(23,280)	-87.4%	COPR	HORWITH	CHUX205
05/11/06	06/15/06	NJA5306211	11315	34,080	49,480	(15,400)	-45.2%	COPR	HORWITH	NDYX316025
05/12/06	06/15/06	NJA5306212	11316	18,460	50,780	(32,320)	-175.1%	COPR	HORWITH	JTLX30163
05/12/06	06/29/06	NJA5306214	11317	36,300	49,300	(13,000)	-35.8%	COPR	HORWITH	NDYX316098
05/12/06	06/15/06	NJA5306215	11318	67,280	49,920	17,360	25.8%	COPR	HORWITH	JTLX30163
05/12/06	06/29/06	NJA5306216	11319	15,700	51,040	(35,340)	-225.1%	COPR	HORWITH	NDYX316098
05/12/06	06/29/06	NJA5306217	11320	66,780	49,060	17,720	26.5%	COPR	HORWITH	NDYX316098
05/12/06	06/29/06	NJA5306218	11321	68,160	50,060	18,100	26.6%	COPR	HORWITH	NDYX316098
05/12/06	06/15/06	NJA5306219	11322	67,540	50,100	17,440	25.8%	COPR	HORWITH	JTLX30163
05/12/06	06/15/06	NJA5306220	11323	47,540	50,820	(3,280)	-6.9%	COPR	HORWITH	JTLX30163
05/12/06	06/15/06	NJA5306221	11324	38,980	51,580	(12,600)	-32.3%	COPR	HORWITH	JTLX30128
05/12/06	06/15/06	NJA5306222	11325	76,420	50,560	25,860	33.8%	COPR	HORWITH	JTLX30128
05/12/06	06/15/06	NJA5306223	11326	66,940	51,360	15,580	23.3%	COPR	HORWITH	JTLX30128
05/12/06	06/15/06	NJA5306224	11327	16,020	49,620	(33,600)	-209.7%	COPR	HORWITH	JTLX30128
05/12/06	06/15/06	NJA5306225	11328	50,760	49,760	1,000	2.0%	COPR	HORWITH	JTLX30109
05/12/06	06/15/06	NJA5306226	11329	66,480	51,300	15,180	22.8%	COPR	HORWITH	JTLX30109
05/12/06	06/15/06	NJA5396227	11330	66,680	50,420	16,260	24.4%	COPR	HORWITH	JTLX30109
05/12/06	06/15/06	NJA5306228	11331	14,660	51,340	(36,680)	-250.2%	COPR	HORWITH	JTLX30109
05/12/06	06/21/06	NJA5306229	11332	22,860	51,680	(28,820)	-126.1%	COPR	HORWITH	JTLX252
05/12/06	06/21/06	NJA5306230	11333	68,320	50,340	17,980	26.3%	COPR	HORWITH	JTLX252
05/12/06	06/15/06	NJA5306231	11334	75,940	48,900	27,040	35.6%	COPR	HORWITH	NDYX316134
05/12/06	06/15/06	NJA5306232	11335	26,640	51,400	(24,760)	-92.9%	COPR	HORWITH	CHUX205
05/12/06	06/15/06	NJA5306233	11336	75,960	49,220	26,740	35.2%	COPR	HORWITH	NDYX316134
05/12/06	06/21/06	NJA5306234	11337	68,060	53,140	14,920	21.9%	COPR	HORWITH	JTLX252
05/12/06	06/15/06	NJA5306235	11338	15,340	48,280	(32,940)	-214.7%	COPR	HORWITH	NDYX316134
05/12/06	06/15/06	NJA5306236	11339	14,680	50,120	(35,440)	-241.4%	COPR	HORWITH	NDYX316134
05/12/06	06/15/06	NJA5306237	11340	29,640	49,440	(19,800)	-66.8%	COPR	HORWITH	NDYX316076
05/12/06	06/21/06	NJA5306238	11341	46,300	52,220	(5,920)	-12.8%	COPR	HORWITH	JTLX252
05/12/06	06/15/06	NJA5306239	11342	16,780	50,600	(33,820)	-201.5%	COPR	HORWITH	NDYX320437
05/12/06	06/15/06	NJA5306240	11343	76,160	52,880	23,280	30.6%	COPR	HORWITH	NDYX320437
05/12/06	06/15/06	NJA5306241	11344	67,360	50,360	17,000	25.2%	COPR	HORWITH	NDYX320437
05/12/06	06/15/06	NJA5306242	11345	42,800	50,860	(8,060)	-18.8%	COPR	HORWITH	NDYX320437
05/12/06	06/15/06	NJA5306243	11346	24,080	51,540	(27,460)	-114.0%	COPR	HORWITH	CHUX240
05/12/06	06/15/06	NJA5306244	11347	67,080	51,600	15,480	23.1%	COPR	HORWITH	CHUX240
05/12/06	06/15/06	NJA5306245	11348	77,100	49,880	27,220	35.3%	COPR	HORWITH	NDYX316076
05/12/06	06/15/06	NJA5306246	11349	66,860	52,420	14,440	21.6%	COPR	HORWITH	CHUX240
05/12/06	06/15/06	NJA5306247	11350	46,380	51,380	(5,000)	-10.8%	COPR	HORWITH	CHUX240
05/12/06	06/15/06	NJA5306248	11351	55,840	51,340	4,500	8.1%	COPR	HORWITH	JTLX30141
05/12/06	06/15/06	NJA5306249	11352	66,980	51,080	15,900	23.7%	COPR	HORWITH	JTLX30141
05/12/06	06/15/06	NJA5306250	11353	76,300	49,460	26,840	35.2%	COPR	HORWITH	NDYX316076
05/12/06	06/15/06	NJA5306251	11354	66,940	50,840	16,100	24.1%	COPR	HORWITH	JTLX30141
05/12/06	06/15/06	NJA5306252	11355	11,440	48,940	(37,500)	-327.8%	COPR	HORWITH	NDYX316076
05/12/06	06/15/06	NJA5306253	11356	12,020	49,920	(37,900)	-315.3%	COPR	HORWITH	JTLX30141
05/12/06	06/15/06	NJA5306254	11357	54,800	50,860	3,940	7.2%	COPR	HORWITH	NDYX320318
05/12/06	06/15/06	NJA5306255	11358	76,560	51,940	24,620	32.2%	COPR	HORWITH	NDYX320318
05/12/06	06/15/06	NJA5306256	11359	38,340	51,640	(13,300)	-34.7%	COPR	HORWITH	NDYX320318
05/12/06	06/15/06	NJA5306257	11360	38,320	50,660	(12,340)	-32.2%	COPR	HORWITH	NDYX320318
05/12/06	06/15/06	NJA5306258	11361	36,340	50,480	(14,140)	-38.9%	COPR	HORWITH	JTLX4058
05/12/06	06/15/06	NJA5306259	11362	66,860	50,180	16,680	24.9%	COPR	HORWITH	JTLX4058
05/15/06	06/15/06	NJA5306261	11363	67,360	50,100	17,260	25.6%	COPR	HORWITH	JTLX4058
05/15/06	06/15/06	NJA5306262	11364	39,340	50,660	(11,320)	-28.8%	COPR	HORWITH	JTLX4058
05/15/06	06/15/06	NJA5306263	11365	76,320	51,040	25,280	33.1%	COPR	HORWITH	DJJX19109
05/15/06	06/15/06	NJA5306264	11366	76,240	49,940	26,300	34.5%	COPR	HORWITH	DJJX19109
05/15/06	06/15/06	NJA5306265	11367	30,920	48,520	(17,600)	-56.9%	COPR	HORWITH	NDYX316099
05/15/06	06/15/06	NJA5306266	11368	15,460	50,480	(35,020)	-226.5%	COPR	HORWITH	DJJX19109
05/15/06	06/15/06	NJA5306267	11369	67,400	49,600	17,800	26.4%	COPR	HORWITH	NDYX316099
05/15/06	06/15/06	NJA5306268	11370	77,000	49,680	27,320	35.5%	COPR	HORWITH	NDYX316099
05/15/06	06/15/06	NJA5306269	11371	15,460	50,120	(34,660)	-224.2%	COPR	HORWITH	DJJX19109
05/15/06	06/15/06	NJA5306270	11372	69,920	50,880	19,040	27.2%	COPR	HORWITH	JTLX30105
05/15/06	06/15/06	NJA5306271	11373	66,480	51,200	15,280	23.0%	COPR	HORWITH	JTLX30105
05/15/06	06/15/06	NJA5306272	11374	38,520	51,720	(13,200)	-34.3%	COPR	HORWITH	JTLX30105
05/15/06	06/15/06	NJA5306273	11375	16,800	48,220	(31,420)	-187.0%	COPR	HORWITH	NDYX316099
05/15/06	06/15/06	NJA5306274	11376	38,540	50,240	(11,700)	-30.4%	COPR	HORWITH	JTLX30105
05/15/06	06/21/06	NJA5306275	11377	36,200	51,480	(15,280)	-42.2%	COPR	HORWITH	CHUX207
05/15/06	06/15/06	NJA5306276	11378	66,000	49,640	16,360	24.8%	COPR	HORWITH	NDYX316194
05/15/06	06/21/06	NJA5306277	11379	68,200	51,620	16,580	24.3%	COPR	HORWITH	CHUX207
05/15/06	06/21/06	NJA5306278	11380	66,560	50,100	16,460	24.7%	COPR	HORWITH	CHUX207
05/15/06	06/21/06	NJA5306279	11381	29,680	50,320	(20,640)	-69.5%	COPR	HORWITH	CHUX207
05/15/06	06/21/06	NJA5306281	11382	66,520	51,260	15,260	22.9%	COPR	HORWITH	CHUX209
05/15/06	06/15/06	NJA5306282	11383	67,620	49,340	18,280	27.0%	COPR	HORWITH	NDYX316194

Honeywell

HONEYWELL SA-7 USE HAZARDOUS WASTE TRACKING (2006)										
Date Shipped	Date of Return Manifest	State Manifest	Man. Doc #	Facilty Manifest Weight (lbs)	Estimated Weight (lbs)	Manifest - Estimate (lbs)	Man. - Estimate (%)	Material	Transporter	RAILCAR #
05/15/06	06/21/06	NJA5306283	11384	67,120	52,580	14,540	21.7%	COPR	HORWITH	CHUX209
05/15/06	06/21/06	NJA5306284	11385	33,440	50,580	(17,140)	-51.3%	COPR	HORWITH	CHUX209
05/15/06	06/21/06	NJA5306285	11386	33,440	51,420	(17,980)	-53.8%	COPR	HORWITH	CHUX209
05/15/06	06/21/06	NJA5306286	11387	36,240	50,300	(14,060)	-38.8%	COPR	HORWITH	JTLX30107
05/15/06	06/21/06	NJA5306287	11388	67,660	52,900	14,760	21.8%	COPR	HORWITH	JTLX30107
05/15/06	06/15/06	NJA5306288	11389	33,800	49,400	(15,600)	-46.2%	COPR	HORWITH	NDYX316194
05/15/06	06/21/06	NJA5306289	11390	29,620	50,140	(20,520)	-69.3%	COPR	HORWITH	JTLX30107
05/15/06	06/21/06	NJA5306291	11391	66,800	50,560	16,240	24.3%	COPR	HORWITH	JTLX30107
05/15/06	06/15/06	NJA5306292	11392	67,380	52,140	15,240	22.6%	COPR	HORWITH	CHUX242
05/15/06	06/15/06	NJA5306293	11393	68,100	51,140	16,960	24.9%	COPR	HORWITH	CHUX242
05/15/06	06/15/06	NJA5306294	11394	33,500	52,400	(18,900)	-56.4%	COPR	HORWITH	CHUX242
05/15/06	06/15/06	NJA5306295	11395	33,800	49,420	(15,620)	-46.2%	COPR	HORWITH	NDYX316194
05/15/06	06/15/06	NJA5306296	11396	33,480	51,360	(17,880)	-53.4%	COPR	HORWITH	CHUX242
05/15/06	06/15/06	NJA5306297	11397	27,520	51,160	(23,640)	-85.9%	COPR	HORWITH	CHUX137
05/15/06	06/15/06	NJA5306298	11398	66,600	49,340	17,260	25.9%	COPR	HORWITH	CHUX137
05/15/06	06/15/06	NJA5306299	11399	67,060	51,260	15,800	23.6%	COPR	HORWITH	CHUX137
05/15/06	06/15/06	NJA5306300	11400	40,740	52,880	(12,140)	-29.8%	COPR	HORWITH	CHUX137
05/15/06	06/15/06	NJA5306301	11401	76,640	51,160	25,480	33.2%	COPR	HORWITH	CHUX180
05/15/06	06/15/06	NJA5306302	11402	24,500	51,140	(26,640)	-108.7%	COPR	HORWITH	CHUX180
05/15/06	06/15/06	NJA5306303	11403	76,000	52,320	23,680	31.2%	COPR	HORWITH	CHUX180
05/15/06	06/15/06	NJA5306304	11404	24,500	51,240	(26,740)	-109.1%	COPR	HORWITH	CHUX180
05/15/06	06/15/06	NJA5306305	11405	66,900	51,840	15,060	22.5%	COPR	HORWITH	CHUX238
05/15/06	06/15/06	NJA5306306	11406	70,220	50,420	19,800	28.2%	COPR	HORWITH	CHUX238
05/15/06	06/15/06	NJA5306307	11407	67,400	52,620	14,780	21.9%	COPR	HORWITH	CHUX152
05/15/06	06/15/06	NJA5306308	11408	34,260	51,520	(17,260)	-50.4%	COPR	HORWITH	CHUX238
05/15/06	06/15/06	NJA5306309	11409	34,240	51,860	(17,620)	-51.5%	COPR	HORWITH	CHUX238
05/15/06	06/15/06	NJA5306310	11410	59,580	50,620	8,960	15.0%	COPR	HORWITH	JTLX30149
05/15/06	06/15/06	NJA5306311	11411	33,540	50,760	(17,220)	-51.3%	COPR	HORWITH	JTLX30149
05/15/06	06/15/06	NJA5306312	11412	33,520	51,080	(17,560)	-52.4%	COPR	HORWITH	JTLX30149
05/15/06	06/15/06	NJA5306313	11413	76,360	51,500	24,860	32.6%	COPR	HORWITH	JTLX30149
05/15/06	06/15/06	NJA5306314	11414	33,800	51,100	(17,300)	-51.2%	COPR	HORWITH	CHUX152
05/15/06	06/15/06	NJA5306315	11415	67,740	50,520	17,220	25.4%	COPR	HORWITH	CHUX152
05/16/06	06/21/06	NJA5306316	11416	30,480	50,580	(20,100)	-65.9%	COPR	HORWITH	JTLX30122
05/16/06	06/21/06	NJA5306317	11417	67,920	50,520	17,400	25.6%	COPR	HORWITH	JTLX30122
05/16/06	06/21/06	NJA5306318	11418	77,080	50,480	26,600	34.5%	COPR	HORWITH	JTLX30122
05/16/06	06/29/06	NJA5306319	11419	48,700	49,880	(1,180)	-2.4%	COPR	HORWITH	NDYX316007
05/16/06	06/29/06	NJA5306320	11420	68,000	49,720	18,280	26.9%	COPR	HORWITH	NDYX316007
05/16/06	06/21/06	NJA5306321	11421	22,300	51,540	(29,240)	-131.1%	COPR	HORWITH	JTLX30122
05/16/06	06/29/06	NJA5306322	11422	33,900	49,660	(15,760)	-46.5%	COPR	HORWITH	NDYX316007
05/16/06	06/29/06	NJA5306323	11423	33,920	49,800	(15,880)	-46.8%	COPR	HORWITH	NDYX316007
05/16/06	06/21/06	NJA5306324	11424	67,060	50,720	16,340	24.4%	COPR	HORWITH	JTLX30161
05/16/06	06/21/06	NJA5306325	11425	35,160	51,000	(15,840)	-45.1%	COPR	HORWITH	JTLX30161
05/16/06	06/21/06	NJA5306326	11426	35,160	51,060	(15,900)	-45.2%	COPR	HORWITH	JTLX30161
05/16/06	06/21/06	NJA5306327	11427	66,400	51,720	14,680	22.1%	COPR	HORWITH	JTLX30161
05/16/06	06/15/06	NJA5306328	11428	10,020	50,400	(40,380)	-403.0%	COPR	HORWITH	NDYX316221
05/16/06	06/15/06	NJA5306329	11429	67,100	51,600	15,500	23.1%	COPR	HORWITH	JTLX30158
05/16/06	06/15/06	NJA5306330	11430	33,660	51,620	(17,960)	-53.4%	COPR	HORWITH	JTLX30158
05/16/06	06/15/06	NJA5306331	11431	65,860	51,040	14,820	22.5%	COPR	HORWITH	JTLX30158
05/16/06	06/15/06	NJA5306333	11432	33,660	52,100	(18,440)	-54.8%	COPR	HORWITH	JTLX30158
05/16/06	06/15/06	NJA5306334	11433	33,800	52,220	(18,420)	-54.5%	COPR	HORWITH	CHUX152
05/16/06	06/15/06	NJA5306335	11434	67,760	52,300	15,460	22.8%	COPR	HORWITH	JTLX30134
05/16/06	06/15/06	NJA5306336	11435	22,000	49,700	(27,700)	-125.9%	COPR	HORWITH	NDYX316114
05/16/06	06/15/06	NJA5306337	11436	66,980	50,660	16,320	24.4%	COPR	HORWITH	JTLX30134
05/16/06	06/15/06	NJA5306338	11437	67,140	49,560	17,580	26.2%	COPR	HORWITH	NDYX316114
05/16/06	06/15/06	NJA5306339	11438	32,900	52,080	(19,180)	-58.3%	COPR	HORWITH	JTLX30134
05/16/06	06/15/06	NJA5306340	11439	68,160	49,460	18,700	27.4%	COPR	HORWITH	NDYX316114
05/16/06	06/15/06	NJA5306341	11440	32,900	51,400	(18,500)	-56.2%	COPR	HORWITH	JTLX30134
05/16/06	06/15/06	NJA5306342	11441	30,500	49,720	(19,220)	-63.0%	COPR	HORWITH	NDYX316114
05/16/06	06/15/06	NJA5306343	11442	68,020	50,180	17,840	26.2%	COPR	HORWITH	DJLX98542
05/16/06	06/15/06	NJA5306344	11443	66,960	52,100	14,860	22.2%	COPR	HORWITH	DJLX98542
05/16/06	06/15/06	NJA5306345	11444	33,820	50,940	(17,120)	-50.6%	COPR	HORWITH	DJLX98542
05/16/06	06/15/06	NJA5306346	11445	33,800	50,700	(16,900)	-50.0%	COPR	HORWITH	DJLX98542
05/16/06	06/15/06	NJA5306347	11446	38,540	49,780	(11,240)	-29.2%	COPR	HORWITH	NDYX31690
05/16/06	06/15/06	NJA5306348	11447	66,800	51,900	14,900	22.3%	COPR	HORWITH	DJLX98548
05/16/06	06/15/06	NJA5306349	11448	76,260	49,380	26,880	35.2%	COPR	HORWITH	NDYX31690
05/16/06	06/15/06	NJA5306350	11449	66,780	50,120	16,660	24.9%	COPR	HORWITH	DJLX98548
05/16/06	06/15/06	NJA5306351	11450	38,080	49,820	(11,740)	-30.8%	COPR	HORWITH	NDYX31690
05/16/06	06/15/06	NJA5306352	11451	38,060	49,600	(11,540)	-30.3%	COPR	HORWITH	NDYX31690
05/16/06	06/15/06	NJA5306353	11452	33,580	50,920	(17,340)	-51.6%	COPR	HORWITH	DJLX98548
05/16/06	06/15/06	NJA5306354	11453	67,940	49,460	18,480	27.2%	COPR	HORWITH	NDYX316081
05/16/06	06/15/06	NJA5306355	11454	67,980	49,980	18,000	26.5%	COPR	HORWITH	NDYX316081
05/16/06	06/15/06	NJA5306356	11455	33,580	51,000	(17,420)	-51.9%	COPR	HORWITH	DJLX98548
05/16/06	06/15/06	NJA5306357	11456	28,740	49,640	(20,900)	-72.7%	COPR	HORWITH	NDYX316081
05/16/06	06/15/06	NJA5306358	11457	26,060	51,120	(25,060)	-96.2%	COPR	HORWITH	DJJX9747

HONEYWELL SA-7 USE HAZARDOUS WASTE TRACKING (2006)										
Date Shipped	Date of Return Manifest	State Manifest	Man. Doc #	Facilty Manifest Weight (lbs)	Estimated Weight (lbs)	Manifest - Estimate (lbs)	Man. - Estimate (%)	Material	Transporter	RAILCAR #
05/16/06	06/15/06	NJA5306359	11458	28,060	49,700	(21,640)	-77.1%	COPR	HORWITH	NDYX316081
05/16/06	06/15/06	NJA5306360	11459	69,920	51,340	18,580	26.6%	COPR	HORWITH	DJJX9747
05/16/06	06/15/06	NJA5306361	11460	67,720	47,500	20,220	29.9%	COPR	HORWITH	NDYX316221
05/16/06	06/15/06	NJA5306362	11461	66,280	50,280	16,000	24.1%	COPR	HORWITH	DJJX9747
05/16/06	06/15/06	NJA5306363	11462	67,220	49,260	17,960	26.7%	COPR	HORWITH	NDYX316221
05/16/06	06/15/06	NJA5306364	11463	46,740	48,700	(1,960)	-4.2%	COPR	HORWITH	NDYX316221
05/16/06	06/15/06	NJA5306365	11464	38,560	50,080	(11,520)	-29.9%	COPR	HORWITH	DJJX9747
05/16/06	06/21/06	NJA5306366	11465	70,000	50,940	19,060	27.2%	COPR	HORWITH	JTLX271
05/16/06	06/21/06	NJA5306367	11466	75,760	50,280	25,480	33.6%	COPR	HORWITH	JTLX271
05/16/06	06/21/06	NJA5306368	11467	26,660	51,260	(24,600)	-92.3%	COPR	HORWITH	JTLX271
05/17/06	06/15/06	NJA5306369	11468	30,060	50,360	(20,300)	-67.5%	COPR	HORWITH	CHUX177
05/17/06	06/15/06	NJA5306370	11469	69,820	51,000	18,820	27.0%	COPR	HORWITH	CHUX177
05/17/06	06/15/06	NJA5306271	11470	62,360	48,900	13,460	21.6%	COPR	HORWITH	NDYX316075
05/17/06	06/15/06	NJA5306372	11471	66,620	50,120	16,500	24.8%	COPR	HORWITH	CHUX177
05/17/06	06/15/06	NJA5306373	11472	66,680	49,600	17,080	25.6%	COPR	HORWITH	NDYX316075
05/17/06	06/15/06	NJA5306374	11473	29,560	50,400	(20,840)	-70.5%	COPR	HORWITH	CHUX177
05/17/06	06/15/06	NJA5306375	11474	33,360	48,400	(15,040)	-45.1%	COPR	HORWITH	NDYX316075
05/17/06	06/15/06	NJA5306376	11475	68,980	48,760	20,220	29.3%	COPR	HORWITH	NDYX316019
05/17/06	06/15/06	NJA5306378	11476	33,380	49,940	(16,560)	-49.6%	COPR	HORWITH	NDYX316075
05/17/06	06/15/06	NJA5306379	11477	37,600	51,260	(13,660)	-36.3%	COPR	HORWITH	CHUX183
05/17/06	06/15/06	NJA5306382	11478	13,680	51,200	(37,520)	-274.3%	COPR	HORWITH	CHUX183
05/17/06	06/15/06	NJA5306380	11479	76,800	50,240	26,560	34.6%	COPR	HORWITH	CHUX183
05/17/06	06/15/06	NJA5306381	11480	76,820	51,720	25,100	32.7%	COPR	HORWITH	CHUX183
05/17/06	06/15/06	NJA5306383	11481	66,300	49,080	17,220	26.0%	COPR	HORWITH	NDYX316019
05/17/06	06/15/06	NJA5306384	11482	14,660	50,000	(35,340)	-241.1%	COPR	HORWITH	CHUX132
05/17/06	06/15/06	NJA5306386	11483	77,080	50,320	26,760	34.7%	COPR	HORWITH	CHUX132
05/17/06	06/15/06	NJA5306387	11484	77,000	49,320	27,680	35.9%	COPR	HORWITH	CHUX132
05/17/06	06/15/06	NJA5306388	11485	68,560	48,280	20,280	29.6%	COPR	HORWITH	NDYX316072
05/17/06	06/15/06	NJA5306389	11486	37,500	49,840	(12,340)	-32.9%	COPR	HORWITH	CHUX132
05/17/06	06/15/06	NJA5306390	11487	39,020	52,680	(13,660)	-35.0%	COPR	HORWITH	JTLX273
05/17/06	06/15/06	NJA5306391	11488	66,880	51,880	15,000	22.4%	COPR	HORWITH	JTLX273
05/17/06	06/15/06	NJA5306392	11489	66,740	52,660	14,080	21.1%	COPR	HORWITH	JTLX273
05/17/06	06/15/06	NJA5306393	11490	30,280	50,100	(19,820)	-65.5%	COPR	HORWITH	JTLX273
05/17/06	06/15/06	NJA5306394	11491	25,960	50,680	(24,720)	-95.2%	COPR	HORWITH	NDYX316019
05/17/06	06/15/06	NJA5306395	11492	67,500	49,600	17,900	26.5%	COPR	HORWITH	NDYX316072
05/17/06	06/15/06	NJA5306396	11493	25,980	51,140	(25,160)	-96.8%	COPR	HORWITH	NDYX316019
05/17/06	06/15/06	NJA5306397	11494	28,200	49,800	(21,600)	-76.6%	COPR	HORWITH	NDYX316072
05/17/06	06/15/06	NJA5306398	11495	22,940	51,300	(28,360)	-123.6%	COPR	HORWITH	CHUX175
05/17/06	06/15/06	NJA5306399	11496	76,320	51,960	24,360	31.9%	COPR	HORWITH	CHUX175
05/17/06	06/15/06	NJA5306400	11497	66,680	50,800	15,880	23.8%	COPR	HORWITH	CHUX175
05/17/06	06/15/06	NJA5306401	11498	28,200	49,120	(20,920)	-74.2%	COPR	HORWITH	NDYX316072
05/17/06	06/15/06	NJA5306402	11499	36,760	50,980	(14,220)	-38.7%	COPR	HORWITH	CHUX175
05/17/06	06/15/06	NJA5306405	11500	37,020	50,860	(13,840)	-37.4%	COPR	HORWITH	CHUX182
05/17/06	06/15/06	NJA5306406	11501	67,580	52,960	14,620	21.6%	COPR	HORWITH	CHUX182
05/17/06	06/15/06	NJA5306407	11502	66,420	50,620	15,800	23.8%	COPR	HORWITH	CHUX182
05/17/06	06/15/06	NJA5306408	11503	26,980	50,440	(23,460)	-87.0%	COPR	HORWITH	CHUX182
05/17/06	06/21/06	NJA5306409	11504	67,200	50,920	16,280	24.2%	COPR	HORWITH	CHUX113
05/17/06	06/15/06	NJA5306410	11505	10,760	49,840	(39,080)	-363.2%	COPR	HORWITH	NDYX316179
05/17/06	06/21/06	NJA5306411	11506	67,340	51,880	15,460	23.0%	COPR	HORWITH	CHUX113
05/17/06	06/21/06	NJA5306412	11507	61,520	51,500	10,020	16.3%	COPR	HORWITH	CHUX113
05/17/06	06/21/06	NJA5306414	11508	9,700	50,620	(40,920)	-421.9%	COPR	HORWITH	CHUX113
05/17/06	06/21/06	NJA5306415	11509	2,660	50,800	(48,140)	-1809.8%	COPR	HORWITH	JTLX271
05/17/06	06/21/06	NJA5306416	11510	20,800	51,340	(30,540)	-146.8%	COPR	HORWITH	JTLX30125
05/17/06	06/21/06	NJA5306417	11511	66,260	51,220	15,040	22.7%	COPR	HORWITH	JTLX30125
05/17/06	06/15/06	NJA5306418	11512	66,960	50,240	16,720	25.0%	COPR	HORWITH	NDYX316179
05/17/06	06/21/06	NJA5306419	11513	66,700	50,660	16,040	24.0%	COPR	HORWITH	JTLX30125
05/17/06	06/21/06	NJA5306420	11514	52,400	50,620	1,780	3.4%	COPR	HORWITH	JTLX30125
05/17/06	06/21/06	NJA5306421	11515	59,640	50,700	8,940	15.0%	COPR	HORWITH	CHUX236
05/17/06	06/21/06	NJA5306422	11516	67,200	50,780	16,420	24.4%	COPR	HORWITH	CHUX236
05/17/06	06/21/06	NJA5306423	11517	34,220	51,440	(17,220)	-50.3%	COPR	HORWITH	CHUX236
05/17/06	06/15/06	NJA5306424	11518	67,480	49,980	17,500	25.9%	COPR	HORWITH	NDYX316179
05/17/06	06/15/06	NJA5306425	11519	42,720	50,600	(7,880)	-18.4%	COPR	HORWITH	NDYX316179
05/17/06	06/21/06	NJA5306426	11520	34,220	51,360	(17,140)	-50.1%	COPR	HORWITH	CHUX236
05/17/06	06/21/06	NJA5306427	11521	66,960	49,440	17,520	26.2%	COPR	HORWITH	NDYX316219
05/18/06	06/21/06	NJA5306428	11522	66,820	49,560	17,260	25.8%	COPR	HORWITH	CHUX241
05/18/06	06/21/06	NJA5306429	11523	66,800	50,760	16,040	24.0%	COPR	HORWITH	CHUX241
05/18/06	06/21/06	NJA5306430	11524	61,780	49,200	12,580	20.4%	COPR	HORWITH	NDYX316219
05/18/06	06/21/06	NJA5306431	11525	30,740	51,080	(20,340)	-66.2%	COPR	HORWITH	CHUX241
05/18/06	06/21/06	NJA5306432	11526	68,380	50,320	18,060	26.4%	COPR	HORWITH	CHUX104
05/18/06	06/21/06	NJA5306433	11527	30,740	51,280	(20,540)	-66.8%	COPR	HORWITH	CHUX241
05/18/06	06/21/06	NJA5306434	11528	67,020	49,800	17,220	25.7%	COPR	HORWITH	CHUX104
05/18/06	06/21/06	NJA5306435	11529	38,120	51,160	(13,040)	-34.2%	COPR	HORWITH	CHUX104
05/18/06	06/21/06	NJA5306436	11530	19,820	50,380	(30,560)	-154.2%	COPR	HORWITH	CHUX104
05/18/06	06/21/06	NJA5306437	11531	75,560	49,900	25,660	34.0%	COPR	HORWITH	NDYX320452

HONEYWELL SA-7 USE HAZARDOUS WASTE TRACKING (2006)										
Date Shipped	Date of Return Manifest	State Manifest	Man. Doc #	Facilty Manifest Weight (lbs)	Estimated Weight (lbs)	Manifest - Estimate (lbs)	Man. - Estimate (%)	Material	Transporter	RAILCAR #
05/18/06	06/21/06	NJA5306438	11532	75,960	49,740	26,220	34.5%	COPR	HORWITH	NDYX320452
05/18/06	06/21/06	NJA5306439	11533	23,820	51,000	(27,180)	-114.1%	COPR	HORWITH	NDYX320452
05/18/06	06/21/06	NJA5306440	11534	34,060	48,760	(14,700)	-43.2%	COPR	HORWITH	NDYX316219
05/18/06	06/21/06	NJA5306441	11535	23,820	50,480	(26,660)	-111.9%	COPR	HORWITH	NDYX320452
05/18/06	06/21/06	NJA5306442	11536	20,400	51,960	(31,560)	-154.7%	COPR	HORWITH	CHUX230
05/18/06	06/21/06	NJA5306443	11537	68,160	50,940	17,220	25.3%	COPR	HORWITH	CHUX230
05/18/06	06/21/06	NJA5306444	11538	67,020	50,760	16,260	24.3%	COPR	HORWITH	CHUX230
05/18/06	06/21/06	NJA5306445	11539	21,280	51,440	(30,160)	-141.7%	COPR	HORWITH	JTLX274
05/18/06	06/21/06	NJA5306446	11540	45,200	51,140	(5,940)	-13.1%	COPR	HORWITH	CHUX230
05/18/06	06/21/06	NJA5306447	11541	69,900	50,600	19,300	27.6%	COPR	HORWITH	JTLX274
05/18/06	06/21/06	NJA5306448	11542	45,260	50,840	(5,580)	-12.3%	COPR	HORWITH	JTLX274
05/18/06	06/21/06	NJA5306449	11543	65,760	50,760	15,000	22.8%	COPR	HORWITH	JTLX274
05/18/06	06/21/06	NJA5306450	11544	34,080	49,000	(14,920)	-43.8%	COPR	HORWITH	NDYX316219
05/18/06	06/21/06	NJA5274415	11545	47,680	50,560	(2,880)	-6.0%	COPR	HORWITH	CHUX114
05/18/06	06/21/06	NJA5274416	11546	15,280	51,500	(36,220)	-237.0%	COPR	HORWITH	CHUX114
05/18/06	06/21/06	NJA5274417	11547	68,300	50,600	17,700	25.9%	COPR	HORWITH	CHUX114
05/18/06	06/21/06	NJA5274418	11548	68,400	50,340	18,060	26.4%	COPR	HORWITH	CHUX114
05/18/06	07/18/06	NJA5274419	11549	40,080	51,040	(10,960)	-27.3%	COPR	HORWITH	CHUX166
05/18/06	07/18/06	NJA5274420	11550	67,260	51,880	15,380	22.9%	COPR	HORWITH	CHUX166
05/18/06	07/18/06	NJA5274421	11551	66,100	50,720	15,380	23.3%	COPR	HORWITH	CHUX166
05/18/06	07/18/06	NJA5274422	11552	29,940	51,500	(21,560)	-72.0%	COPR	HORWITH	CHUX166
05/18/06	06/21/06	NJA5274423	11553	27,580	50,460	(22,880)	-83.0%	COPR	HORWITH	JTLX186
05/18/06	06/21/06	NJA5274424	11554	76,100	49,920	26,180	34.4%	COPR	HORWITH	JTLX186
05/18/06	06/21/06	NJA5274425	11555	68,240	51,820	16,420	24.1%	COPR	HORWITH	JTLX186
05/18/06	06/21/06	NJA5274426	11556	27,860	50,600	(22,740)	-81.6%	COPR	HORWITH	JTLX186
05/18/06	06/21/06	NJA5274427	11557	70,280	51,700	18,580	26.4%	COPR	HORWITH	DJJX19091
05/18/06	06/21/06	NJA5274428	11558	17,120	50,860	(33,740)	-197.1%	COPR	HORWITH	DJJX19091
05/18/06	06/21/06	NJA5274429	11559	66,140	50,420	15,720	23.8%	COPR	HORWITH	DJJX19091
05/18/06	06/21/06	NJA5274430	11560	49,020	51,160	(2,140)	-4.4%	COPR	HORWITH	DJJX19091
05/18/06	06/21/06	NJA5274431	11561	67,660	51,300	16,360	24.2%	COPR	HORWITH	JTLX264
05/18/06	06/21/06	NJA5274432	11562	17,080	51,180	(34,100)	-199.6%	COPR	HORWITH	JTLX264
05/18/06	06/21/06	NJA5274433	11563	67,440	49,780	17,660	26.2%	COPR	HORWITH	JTLX264
05/18/06	06/21/06	NJA5274434	11564	48,740	50,180	(1,440)	-3.0%	COPR	HORWITH	JTLX264
05/18/06	06/21/06	NJA5274435	11565	76,100	51,960	24,140	31.7%	COPR	HORWITH	CHUX164
05/18/06	06/21/06	NJA5274436	11566	76,100	49,860	26,240	34.5%	COPR	HORWITH	CHUX164
05/18/06	06/21/06	NJA5274437	11567	25,280	51,020	(25,740)	-101.8%	COPR	HORWITH	CHUX164
05/18/06	06/21/06	NJA5274438	11568	69,620	52,040	17,580	25.3%	COPR	HORWITH	JTLX30151
05/18/06	06/21/06	NJA5274439	11569	76,440	52,060	24,380	31.9%	COPR	HORWITH	JTLX30151
05/18/06	06/21/06	NJA5274440	11570	25,980	50,260	(24,280)	-93.5%	COPR	HORWITH	CHUX164
05/18/06	06/21/06	NJA5274441	11571	30,500	50,720	(20,220)	-66.3%	COPR	HORWITH	JTLX30151
05/18/06	06/21/06	NJA5274442	11572	30,500	50,840	(20,340)	-66.7%	COPR	HORWITH	JTLX30151
05/18/06	06/21/06	NJA5274443	11573	66,440	50,740	15,700	23.6%	COPR	HORWITH	JTLX30116
05/18/06	06/21/06	NJA5274444	11574	19,480	49,920	(30,440)	-156.3%	COPR	HORWITH	JTLX30116
05/18/06	06/21/06	NJA5274446	11575	65,800	50,080	15,720	23.9%	COPR	HORWITH	JTLX30116
05/19/06	06/21/06	NJA5274447	11576	47,320	49,700	(2,380)	-5.0%	COPR	HORWITH	JTLX30116
05/19/06	06/29/06	NJA5274448	11577	22,280	49,480	(27,200)	-122.1%	COPR	HORWITH	NDYX316018
05/19/06	06/29/06	NJA5274449	11578	76,400	47,900	28,500	37.3%	COPR	HORWITH	NDYX316018
05/19/06	06/29/06	NJA5274450	11579	76,120	49,660	26,460	34.8%	COPR	HORWITH	NDYX316018
05/19/06	06/21/06	NJA5274451	11580	23,300	49,880	(26,580)	-114.1%	COPR	HORWITH	JTLX130
05/19/06	06/21/06	NJA5274452	11581	67,340	52,080	15,260	22.7%	COPR	HORWITH	JTLX130
05/19/06	06/21/06	NJA5274453	11582	67,580	51,340	16,240	24.0%	COPR	HORWITH	JTLX130
05/19/06	06/21/06	NJA5274454	11583	41,520	50,000	(8,480)	-20.4%	COPR	HORWITH	JTLX130
05/19/06	06/21/06	NJA5274455	11584	25,460	49,820	(24,360)	-95.7%	COPR	HORWITH	CHUX125
05/19/06	06/21/06	NJA5274456	11585	66,780	50,780	16,000	24.0%	COPR	HORWITH	CHUX125
05/19/06	06/21/06	NJA5274457	11586	67,620	49,680	17,940	26.5%	COPR	HORWITH	CHUX125
05/19/06	06/21/06	NJA5274458	11587	36,600	51,480	(14,880)	-40.7%	COPR	HORWITH	CHUX108
05/19/06	06/21/06	NJA5274459	11588	37,240	50,100	(12,860)	-34.5%	COPR	HORWITH	CHUX125
05/19/06	06/21/06	NJA5274460	11589	69,800	50,060	19,740	28.3%	COPR	HORWITH	CHUX108
05/19/06	06/21/06	NJA5274461	11590	76,400	51,000	25,400	33.2%	COPR	HORWITH	CHUX108
05/19/06	06/21/06	NJA5274462	11591	18,260	50,040	(31,780)	-174.0%	COPR	HORWITH	CHUX108
05/19/06	07/18/06	NJA5274464	11592	61,440	48,480	12,960	21.1%	COPR	HORWITH	JTLX30169
05/19/06	06/29/06	NJA5274465	11593	17,120	48,600	(31,480)	-183.9%	COPR	HORWITH	NDYX316018
05/19/06	07/18/06	NJA5274466	11594	18,300	50,720	(32,420)	-177.2%	COPR	HORWITH	JTLX30169
05/19/06	07/18/06	NJA5274467	11595	67,620	48,180	19,440	28.7%	COPR	HORWITH	JTLX30169
05/19/06	07/18/06	NJA5274468	11596	45,420	50,880	(5,460)	-12.0%	COPR	HORWITH	JTLX30169
05/19/06	06/21/06	NJA5274469	11597	21,380	50,320	(28,940)	-135.4%	COPR	HORWITH	CHUX213
05/19/06	06/21/06	NJA5274470	11598	67,500	49,700	17,800	26.4%	COPR	HORWITH	CHUX213
05/19/06	06/21/06	NJA5274471	11599	66,880	51,360	15,520	23.2%	COPR	HORWITH	CHUX213
05/19/06	06/21/06	NJA5274472	11600	43,260	50,380	(7,120)	-16.5%	COPR	HORWITH	CHUX213
05/19/06	06/21/06	NJA5274473	11601	67,020	51,080	15,940	23.8%	COPR	HORWITH	CHUX106
05/19/06	06/21/06	NJA5274474	11602	65,760	48,520	17,240	26.2%	COPR	HORWITH	CHUX106
05/19/06	06/21/06	NJA5274476	11603	33,060	50,520	(17,460)	-52.8%	COPR	HORWITH	CHUX106
05/19/06	06/21/06	NJA5274477	11604	33,060	50,680	(17,620)	-53.3%	COPR	HORWITH	CHUX106
05/19/06	06/21/06	NJA5274478	11605	57,800	51,620	6,180	10.7%	COPR	HORWITH	NDYX320344

Honeywell

HONEYWELL SA-7 USE HAZARDOUS WASTE TRACKING (2006)										
Date Shipped	Date of Return Manifest	State Manifest	Man. Doc #	Facilty Manifest Weight (lbs)	Estimated Weight (lbs)	Manifest - Estimate (lbs)	Man. - Estimate (%)	Material	Transporter	RAILCAR #
05/19/06	06/21/06	NJA5274479	11606	68,220	50,240	17,980	26.4%	COPR	HORWITH	NDYX320344
05/19/06	06/21/06	NJA5274480	11607	33,940	50,420	(16,480)	-48.6%	COPR	HORWITH	NDYX320344
05/19/06	06/21/06	NJA5274481	11608	33,940	50,640	(16,700)	-49.2%	COPR	HORWITH	NDYX320344
05/19/06	06/21/06	NJA5274482	11609	66,900	52,140	14,760	22.1%	COPR	HORWITH	CHUX105
05/19/06	06/21/06	NJA5274483	11610	66,720	50,780	15,940	23.9%	COPR	HORWITH	CHUX105
05/19/06	06/21/06	NJA5274484	11611	32,020	51,280	(19,260)	-60.1%	COPR	HORWITH	CHUX105
05/22/06	06/21/06	NJA5274485	11612	31,280	51,560	(20,280)	-64.8%	COPR	HORWITH	CHUX105
05/22/06	06/21/06	NJA5274486	11613	67,720	49,980	17,740	26.2%	COPR	HORWITH	CHUX159
05/22/06	06/21/06	NJA5274487	11614	36,780	48,740	(11,960)	-32.5%	COPR	HORWITH	NDYX316192
05/22/06	06/21/06	NJA5274488	11615	66,680	50,120	16,560	24.8%	COPR	HORWITH	CHUX159
05/22/06	06/21/06	NJA5274489	11616	33,620	51,280	(17,660)	-52.5%	COPR	HORWITH	CHUX159
05/22/06	06/21/06	NJA5274490	11617	33,600	51,380	(17,780)	-52.9%	COPR	HORWITH	CHUX159
05/22/06	06/21/06	NJA5274491	11618	66,860	52,420	14,440	21.6%	COPR	HORWITH	CHUX163
05/22/06	06/21/06	NJA5274492	11619	67,440	50,380	17,060	25.3%	COPR	HORWITH	CHUX163
05/22/06	06/21/06	NJA5274493	11620	33,200	50,580	(17,380)	-52.3%	COPR	HORWITH	CHUX163
05/22/06	06/21/06	NJA5274494	11621	76,180	49,680	26,500	34.8%	COPR	HORWITH	NDYX316192
05/22/06	06/21/06	NJA5274495	11622	33,220	50,800	(17,580)	-52.9%	COPR	HORWITH	CHUX163
05/22/06	06/21/06	NJA5274496	11623	66,880	51,120	15,760	23.6%	COPR	HORWITH	NDYX320343
05/22/06	06/21/06	NJA5274497	11624	33,140	50,820	(17,680)	-53.3%	COPR	HORWITH	NDYX320343
05/22/06	06/21/06	NJA5274498	11625	67,060	50,480	16,580	24.7%	COPR	HORWITH	NDYX320343
05/22/06	06/21/06	NJA5274499	11626	33,140	51,460	(18,320)	-55.3%	COPR	HORWITH	NDYX320343
05/22/06	06/21/06	NJA5274500	11627	67,560	52,280	15,280	22.6%	COPR	HORWITH	JTLX30172
05/22/06	06/21/06	NJA5274501	11628	66,760	48,920	17,840	26.7%	COPR	HORWITH	NDYX316192
05/22/06	06/21/06	NJA5274502	11629	66,880	51,080	15,800	23.6%	COPR	HORWITH	JTLX30172
05/22/06	06/21/06	NJA5274503	11630	33,560	50,120	(16,560)	-49.3%	COPR	HORWITH	JTLX30172
05/22/06	06/21/06	NJA5274504	11631	33,560	50,920	(17,360)	-51.7%	COPR	HORWITH	JTLX30172
05/22/06	06/21/06	NJA5274505	11632	67,000	49,900	17,100	25.5%	COPR	HORWITH	JTLX278
05/22/06	06/21/06	NJA5274506	11633	67,720	49,540	18,180	26.8%	COPR	HORWITH	JTLX278
05/22/06	06/21/06	NJA5274507	11634	33,400	51,020	(17,620)	-52.8%	COPR	HORWITH	JTLX278
05/22/06	06/21/06	NJA5274508	11635	14,480	48,180	(33,700)	-232.7%	COPR	HORWITH	NDYX316192
05/22/06	06/21/06	NJA5274509	11636	33,420	49,820	(16,400)	-49.1%	COPR	HORWITH	JTLX278
05/22/06	06/29/06	NJA5274510	11637	61,700	50,720	10,980	17.8%	COPR	HORWITH	CHUX248
05/22/06	06/29/06	NJA5274511	11638	66,620	50,820	15,800	23.7%	COPR	HORWITH	CHUX248
05/22/06	06/21/06	NJA5274512	11639	12,960	49,160	(36,200)	-279.3%	COPR/STOCKPILE	HORWITH	CHUX103
05/22/06	06/21/06	NJA5274513	11640	68,260	51,360	16,900	24.8%	COPR/STOCKPILE	HORWITH	CHUX103
05/22/06	06/21/06	NJA5274514	11641	75,820	49,220	26,600	35.1%	COPR/STOCKPILE	HORWITH	CHUX103
05/22/06	06/21/06	NJA5274515	11642	42,960	51,220	(8,260)	-19.2%	COPR/STOCKPILE	HORWITH	CHUX103
05/22/06	06/21/06	NJA5274516	11643	26,120	50,760	(24,640)	-94.3%	COPR/STOCKPILE	HORWITH	JTLX30114
05/22/06	06/21/06	NJA5274517	11644	74,900	51,640	23,260	31.1%	COPR/STOCKPILE	HORWITH	JTLX30114
05/22/06	06/21/06	NJA5274518	11645	66,360	49,880	16,480	24.8%	COPR/STOCKPILE	HORWITH	JTLX30114
05/22/06	06/21/06	NJA5274519	11646	31,320	49,160	(17,840)	-57.0%	COPR/STOCKPILE	HORWITH	JTLX30114
05/22/06	06/21/06	NJA5274520	11647	24,160	49,780	(25,620)	-106.0%	COPR/STOCKPILE	HORWITH	CHUX170
05/22/06	06/21/06	NJA5274521	11648	67,820	49,780	18,040	26.6%	COPR/STOCKPILE	HORWITH	CHUX170
05/22/06	06/21/06	NJA5274522	11649	66,720	49,300	17,420	26.1%	COPR/STOCKPILE	HORWITH	CHUX170
05/22/06	06/21/06	NJA5274523	11650	40,860	51,880	(11,020)	-27.0%	COPR/STOCKPILE	HORWITH	CHUX170
05/22/06	06/29/06	NJA5274524	11651	33,680	50,300	(16,620)	-49.3%	COPR/STOCKPILE	HORWITH	CHUX248
05/22/06	06/29/06	NJA5274525	11652	33,700	49,340	(15,640)	-46.4%	COPR/STOCKPILE	HORWITH	CHUX248
05/22/06	06/29/06	NJA5274526	11653	66,420	50,380	16,040	24.1%	COPR/STOCKPILE	HORWITH	CHUX219
05/22/06	06/29/06	NJA5274527	11654	67,160	49,820	17,340	25.8%	COPR/STOCKPILE	HORWITH	CHUX219
05/22/06	06/29/06	NJA5274528	11655	33,520	50,340	(16,820)	-50.2%	COPR/STOCKPILE	HORWITH	CHUX219
05/22/06	06/29/06	NJA5274529	11656	33,520	51,200	(17,680)	-52.7%	COPR/STOCKPILE	HORWITH	CHUX219
05/22/06	06/29/06	NJA5274530	11657	24,180	49,960	(25,780)	-106.6%	COPR/STOCKPILE	HORWITH	CHUX216
05/22/06	06/29/06	NJA5274531	11658	67,980	49,920	18,060	26.6%	COPR/STOCKPILE	HORWITH	CHUX216
05/22/06	06/29/06	NJA5274532	11659	65,360	48,540	16,820	25.7%	COPR/STOCKPILE	HORWITH	CHUX216
05/22/06	06/29/06	NJA5274533	11660	42,080	51,780	(9,700)	-23.1%	COPR/STOCKPILE	HORWITH	CHUX216
05/22/06	06/21/06	NJA5274534	11661	25,800	51,020	(25,220)	-97.8%	COPR/STOCKPILE	HORWITH	CHUX194
05/22/06	06/21/06	NJA5274535	11662	76,660	52,400	24,260	31.6%	COPR/STOCKPILE	HORWITH	CHUX194
05/22/06	06/21/06	NJA5274536	11663	70,820	48,760	22,060	31.1%	COPR/STOCKPILE	HORWITH	CHUX194
05/22/06	06/21/06	NJA5274537	11664	30,540	52,340	(21,800)	-71.4%	COPR/STOCKPILE	HORWITH	CHUX194
05/22/06	06/21/06	NJA5274538	11665	75,940	48,960	26,980	35.5%	COPR/STOCKPILE	HORWITH	CHUX225
05/23/06	06/21/06	NJA5274539	11666	75,960	50,760	25,200	33.2%	COPR	HORWITH	CHUX225
05/23/06	06/21/06	NJA5274540	11667	23,800	49,660	(25,860)	-108.7%	COPR	HORWITH	CHUX225
05/23/06	06/21/06	NJA5274541	11668	23,800	50,060	(26,260)	-110.3%	COPR	HORWITH	CHUX225
05/23/06	06/21/06	NJA5274542	11669	68,480	49,700	18,780	27.4%	COPR	HORWITH	JTLX30145
05/23/06	06/21/06	NJA5274543	11670	28,580	50,820	(22,240)	-77.8%	COPR	HORWITH	JTLX30145
05/23/06	06/21/06	NJA5274544	11671	66,360	50,320	16,040	24.2%	COPR	HORWITH	JTLX30145
05/23/06	06/21/06	NJA5274545	11672	28,580	51,220	(22,640)	-79.2%	COPR	HORWITH	JTLX30145
05/23/06	06/21/06	NJA5274546	11673	9,800	49,900	(40,100)	-409.2%	COPR	HORWITH	CHUX109
05/23/06	06/21/06	NJA5274547	11674	67,600	50,760	16,840	24.9%	COPR	HORWITH	CHUX109
05/23/06	06/21/06	NJA5274548	11675	38,180	50,860	(12,680)	-33.2%	COPR	HORWITH	CHUX109
05/23/06	06/21/06	NJA5274549	11676	38,200	51,300	(13,100)	-34.3%	COPR	HORWITH	CHUX109

Honeywell

HONEYWELL SA-7 USE HAZARDOUS WASTE TRACKING (2006)										
Date Shipped	Date of Return Manifest	State Manifest	Man. Doc #	Facilty Manifest Weight (lbs)	Estimated Weight (lbs)	Manifest - Estimate (lbs)	Man. - Estimate (%)	Material	Transporter	RAILCAR #
05/23/06	06/21/06	NJA5274550	11677	51,080	48,980	2,100	4.1%	COPR	HORWITH	NDYX316241
05/23/06	06/21/06	NJA5274551	11678	67,160	48,600	18,560	27.6%	COPR	HORWITH	NDYX316241
05/23/06	06/21/06	NJA5274552	11679	66,000	49,140	16,860	25.5%	COPR	HORWITH	NDYX316241
05/23/06	06/21/06	NJA5274553	11680	37,620	51,080	(13,460)	-35.8%	COPR	HORWITH	DJJX19046
05/23/06	06/21/06	NJA5274554	11681	66,160	50,720	15,440	23.3%	COPR	HORWITH	DJJX19046
05/23/06	06/21/06	NJA5274555	11682	71,040	50,880	20,160	28.4%	COPR	HORWITH	DJJX19046
05/23/06	06/21/06	NJA5274556	11683	26,600	52,240	(25,640)	-96.4%	COPR	HORWITH	DJJX19046
05/23/06	06/21/06	NJA5274557	11684	60,240	49,140	11,100	18.4%	COPR	HORWITH	NDYX316241
05/23/06	06/21/06	NJA5274558	11685	27,980	52,080	(24,100)	-86.1%	COPR	HORWITH	JTLX30157
05/23/06	06/21/06	NJA5274559	11686	76,860	52,540	24,320	31.6%	COPR	HORWITH	JTLX30157
05/23/06	06/21/06	NJA5274560	11687	68,260	51,580	16,680	24.4%	COPR	HORWITH	JTLX30157
05/23/06	06/21/06	NJA5274562	11688	39,900	50,540	(10,640)	-26.7%	COPR	HORWITH	CHUX110
05/23/06	06/21/06	NJA5274563	11689	29,560	50,520	(20,960)	-70.9%	COPR	HORWITH	JTLX30157
05/23/06	06/21/06	NJA5274564	11690	68,700	52,420	16,280	23.7%	COPR	HORWITH	CHUX110
05/23/06	06/21/06	NJA5274565	11691	76,760	50,440	26,320	34.3%	COPR	HORWITH	CHUX110
05/23/06	06/21/06	NJA5274566	11692	17,020	49,080	(32,060)	-188.4%	COPR	HORWITH	CHUX110
05/23/06	06/21/06	NJA5274567	11693	66,780	50,760	16,020	24.0%	COPR/STOCKPILE	HORWITH	JTLX127
05/23/06	06/21/06	NJA5274568	11694	34,000	51,160	(17,160)	-50.5%	COPR/STOCKPILE	HORWITH	JTLX127
05/23/06	06/21/06	NJA5274569	11695	66,420	49,460	16,960	25.5%	COPR/STOCKPILE	HORWITH	JTLX127
05/23/06	06/21/06	NJA5274570	11696	34,020	52,160	(18,140)	-53.3%	COPR/STOCKPILE	HORWITH	JTLX127
05/23/06	06/21/06	NJA5274571	11697	67,260	50,420	16,840	25.0%	COPR/STOCKPILE	HORWITH	JTLX262
05/23/06	06/21/06	NJA5274572	11698	67,160	50,660	16,500	24.6%	COPR/STOCKPILE	HORWITH	JTLX262
05/23/06	06/21/06	NJA5274573	11699	33,900	52,080	(18,180)	-53.6%	COPR/STOCKPILE	HORWITH	JTLX262
05/23/06	06/21/06	NJA5274574	11700	33,920	51,180	(17,260)	-50.9%	COPR/STOCKPILE	HORWITH	JTLX262
05/23/06	06/21/06	NJA5274575	11701	24,300	50,680	(26,380)	-108.6%	COPR/STOCKPILE	HORWITH	DJJX19156
05/23/06	06/21/06	NJA5274576	11702	70,100	50,420	19,680	28.1%	COPR/STOCKPILE	HORWITH	DJJX19156
05/23/06	06/21/06	NJA5274577	11703	66,700	49,640	17,060	25.6%	COPR/STOCKPILE	HORWITH	DJJX19156
05/23/06	06/21/06	NJA5274578	11704	40,260	50,640	(10,380)	-25.8%	COPR/STOCKPILE	HORWITH	DJJX19156
05/23/06	06/21/06	NJA5274579	11705	30,640	50,340	(19,700)	-64.3%	COPR/STOCKPILE	HORWITH	CHUX221
05/23/06	06/21/06	NJA5274580	11706	68,140	52,080	16,060	23.6%	COPR/STOCKPILE	HORWITH	CHUX221
05/23/06	06/21/06	NJA5274581	11707	24,640	49,380	(24,740)	-100.4%	COPR	HORWITH	NDYX316143
05/23/06	06/21/06	NJA5274582	11708	67,240	50,680	16,560	24.6%	COPR/STOCKPILE	HORWITH	CHUX221
05/23/06	06/21/06	NJA5274583	11709	41,400	51,440	(10,040)	-24.3%	COPR/STOCKPILE	HORWITH	CHUX221
05/23/06	06/21/06	NJA5274584	11710	76,160	49,280	26,880	35.3%	COPR/STOCKPILE	HORWITH	NDYX316143
05/23/06	06/21/06	NJA5274585	11711	66,480	50,240	16,240	24.4%	COPR/STOCKPILE	HORWITH	CHUX212
05/23/06	06/21/06	NJA5274586	11712	16,440	50,740	(34,300)	-208.6%	COPR/STOCKPILE	HORWITH	CHUX212
05/23/06	06/21/06	NJA5274587	11713	69,860	50,020	19,840	28.4%	COPR/STOCKPILE	HORWITH	CHUX212
05/23/06	06/21/06	NJA5274588	11714	45,960	50,340	(4,380)	-9.5%	COPR/STOCKPILE	HORWITH	CHUX212
05/23/06	06/21/06	NJA5274589	11715	20,400	50,200	(29,800)	-146.1%	COPR/STOCKPILE	HORWITH	CEFX35239
05/23/06	06/21/06	NJA5274590	11716	68,860	48,760	20,100	29.2%	COPR/STOCKPILE	HORWITH	NDYX316143
05/23/06	06/21/06	NJA5274591	11717	67,620	52,960	14,660	21.7%	COPR/STOCKPILE	HORWITH	CEFX35239
05/23/06	06/21/06	NJA5274592	11718	67,040	51,360	15,680	23.4%	COPR/STOCKPILE	HORWITH	CEFX35239
05/23/06	06/21/06	NJA5274593	11719	49,320	50,140	(820)	-1.7%	COPR/STOCKPILE	HORWITH	CEFX35239
05/24/06	06/21/06	NJA5274594	11720	37,320	49,720	(12,400)	-33.2%	COPR	HORWITH	JTLX30103
05/24/06	06/21/06	NJA5274595	11721	66,260	49,920	16,340	24.7%	COPR	HORWITH	JTLX30103
05/24/06	06/21/06	NJA5274596	11722	66,860	48,860	18,000	26.9%	COPR	HORWITH	JTLX30103
05/24/06	06/21/06	NJA5274597	11723	28,860	51,520	(22,660)	-78.5%	COPR	HORWITH	JTLX30103
05/24/06	06/21/06	NJA5274598	11724	38,260	51,920	(13,660)	-35.7%	COPR	HORWITH	CHUX204
05/24/06	06/21/06	NJA5274599	11725	68,280	52,700	15,580	22.8%	COPR	HORWITH	CHUX204
05/24/06	06/21/06	NJA5274600	11726	65,440	49,680	15,760	24.1%	COPR	HORWITH	CHUX204
05/24/06	06/21/06	NJA5274601	11727	29,800	50,440	(20,640)	-69.3%	COPR	HORWITH	CHUX204
05/24/06	06/21/06	NJA5274602	11728	37,920	50,720	(12,800)	-33.8%	COPR	HORWITH	CHUX210
05/24/06	06/21/06	NJA5274603	11729	76,300	51,760	24,540	32.2%	COPR	HORWITH	CHUX210
05/24/06	06/21/06	NJA5274604	11730	15,580	50,140	(34,560)	-221.8%	COPR	HORWITH	CHUX210
05/24/06	06/21/06	NJA5274605	11731	70,160	50,140	20,020	28.5%	COPR	HORWITH	CHUX210
05/24/06	06/29/06	NJA5274606	11732	67,180	49,420	17,760	26.4%	COPR	HORWITH	CHUX223
05/24/06	06/29/06	NJA5274607	11733	52,200	51,840	360	0.7%	COPR	HORWITH	CHUX223
05/24/06	06/29/06	NJA5274608	11734	15,320	49,680	(34,360)	-224.3%	COPR	HORWITH	CHUX223
05/24/06	06/29/06	NJA5274609	11735	66,860	50,080	16,780	25.1%	COPR	HORWITH	CHUX223
05/24/06	06/21/06	NJA5274610	11736	10,880	52,220	(41,340)	-380.0%	COPR	HORWITH	CHUX217
05/24/06	06/21/06	NJA5274611	11737	66,760	49,540	17,220	25.8%	COPR	HORWITH	CHUX217
05/24/06	06/21/06	NJA5274612	11738	70,140	49,700	20,440	29.1%	COPR	HORWITH	CHUX217
05/24/06	06/21/06	NJA5274613	11739	54,700	50,720	3,980	7.3%	COPR	HORWITH	CHUX217
05/24/06	06/21/06	NJA5274614	11740	21,280	51,800	(30,520)	-143.4%	COPR	HORWITH	CHUX218
05/24/06	06/21/06	NJA5274615	11741	68,540	52,180	16,360	23.9%	COPR	HORWITH	CHUX218
05/24/06	06/21/06	NJA5274616	11742	40,780	48,960	(8,180)	-20.1%	COPR	HORWITH	NDYX316166
05/24/06	06/21/06	NJA5274617	11743	68,520	48,060	20,460	29.9%	COPR	HORWITH	NDYX316166
05/24/06	06/21/06	NJA5274618	11744	70,000	49,120	20,880	29.8%	COPR	HORWITH	NDYX316166
05/24/06	06/21/06	NJA5274619	11745	65,960	50,100	15,860	24.0%	COPR	HORWITH	CHUX218
05/24/06	06/21/06	NJA5274620	11746	25,000	47,940	(22,940)	-91.8%	COPR	HORWITH	NDYX316143
05/24/06	06/21/06	NJA5274621	11747	10,660	49,320	(38,660)	-362.7%	COPR/STOCKPILE	HORWITH	NDYX316166
05/24/06	06/29/06	NJA5274622	11748	19,200	48,840	(29,640)	-154.4%	COPR/STOCKPILE	HORWITH	NDYX316248
05/24/06	06/21/06	NJA5274623	11749	47,520	50,540	(3,020)	-6.4%	COPR/STOCKPILE	HORWITH	CHUX218
05/24/06	06/21/06	NJA5274624	11750	21,360	51,040	(29,680)	-139.0%	COPR/STOCKPILE	HORWITH	CHUX154

HONEYWELL SA-7 USE HAZARDOUS WASTE TRACKING (2006)										
Date Shipped	Date of Return Manifest	State Manifest	Man. Doc #	Facilty Manifest Weight (lbs)	Estimated Weight (lbs)	Manifest - Estimate (lbs)	Man. - Estimate (%)	Material	Transporter	RAILCAR #
05/24/06	06/21/06	NJA5274625	11751	71,780	49,980	21,800	30.4%	COPR/STOCKPILE	HORWITH	CHUX154
05/24/06	06/21/06	NJA5274626	11752	66,480	52,040	14,440	21.7%	COPR/STOCKPILE	HORWITH	CHUX154
05/24/06	06/21/06	NJA5274627	11753	43,820	49,960	(6,140)	-14.0%	COPR/STOCKPILE	HORWITH	CHUX154
05/24/06	06/21/06	NJA5274628	11754	66,020	51,240	14,780	22.4%	COPR/STOCKPILE	HORWITH	CHUX190
05/24/06	06/21/06	NJA5274629	11755	69,100	52,200	16,900	24.5%	COPR/STOCKPILE	HORWITH	CHUX190
05/24/06	06/29/06	NJA5274630	11756	69,700	48,620	21,080	30.2%	COPR/STOCKPILE	HORWITH	NDYX316248
05/24/06	06/21/06	NJA5274631	11757	35,300	50,500	(15,200)	-43.1%	COPR/STOCKPILE	HORWITH	CHUX190
05/24/06	06/21/06	NJA5274632	11758	35,320	50,700	(15,380)	-43.5%	COPR/STOCKPILE	HORWITH	CHUX190
05/24/06	06/21/06	NJA5274633	11759	53,780	49,920	3,860	7.2%	COPR/STOCKPILE	HORWITH	CHUX184
05/24/06	06/29/06	NJA5274634	11760	40,380	49,560	(9,180)	-22.7%	COPR/STOCKPILE	HORWITH	NDYX316048
05/24/06	06/21/06	NJA5274635	11761	77,000	50,400	26,600	34.5%	COPR/STOCKPILE	HORWITH	CHUX184
05/24/06	06/21/06	NJA5274636	11762	34,280	51,420	(17,140)	-50.0%	COPR/STOCKPILE	HORWITH	CHUX184
05/24/06	06/21/06	NJA5274637	11763	55,980	50,740	5,240	9.4%	COPR/STOCKPILE	HORWITH	CHUX220
05/24/06	06/21/06	NJA5274638	11764	34,280	50,520	(16,240)	-47.4%	COPR/STOCKPILE	HORWITH	CHUX184
05/24/06	06/21/06	NJA5274639	11765	67,080	50,300	16,780	25.0%	COPR/STOCKPILE	HORWITH	CHUX220
05/24/06	06/21/06	NJA5274640	11766	67,020	51,080	15,940	23.8%	COPR/STOCKPILE	HORWITH	CHUX220
05/24/06	06/29/06	NJA5274641	11767	67,440	48,840	18,600	27.6%	COPR/STOCKPILE	HORWITH	NDYX316248
05/24/06	06/21/06	NJA5274642	11768	67,000	49,900	17,100	25.5%	COPR/STOCKPILE	HORWITH	CHUX107
05/24/06	06/21/06	NJA5274643	11769	13,440	51,940	(38,500)	-286.5%	COPR/STOCKPILE	HORWITH	CHUX220
05/24/06	06/21/06	NJA5274644	11770	67,440	51,320	16,120	23.9%	COPR/STOCKPILE	HORWITH	CHUX107
05/24/06	06/21/06	NJA5274645	11771	34,080	52,240	(18,160)	-53.3%	COPR/STOCKPILE	HORWITH	CHUX107
05/24/06	06/29/06	NJA5274646	11772	66,760	51,800	14,960	22.4%	COPR/STOCKPILE	HORWITH	CHUX157
05/24/06	06/21/06	NJA5274647	11773	34,080	50,680	(16,600)	-48.7%	COPR/STOCKPILE	HORWITH	CHUX107
05/25/06	06/29/06	NJA5274648	11774	40,080	47,640	(7,560)	-18.9%	COPR	HORWITH	NDYX316248
05/25/06	06/29/06	NJA5274649	11775	70,040	49,960	20,080	28.7%	COPR	HORWITH	JTLX30117
05/25/06	06/29/06	NJA5274650	11776	61,280	48,460	12,820	20.9%	COPR	HORWITH	NDYX316246
05/25/06	06/29/06	NJA5274651	11777	66,340	51,260	15,080	22.7%	COPR	HORWITH	JTLX30117
05/25/06	06/29/06	NJA5274652	11778	33,780	51,600	(17,820)	-52.8%	COPR	HORWITH	JTLX30117
05/25/06	06/29/06	NJA5274653	11779	33,780	51,980	(18,200)	-53.9%	COPR	HORWITH	JTLX30117
05/25/06	06/21/06	NJA5274654	11780	67,920	50,200	17,720	26.1%	COPR	HORWITH	CHUX249
05/25/06	06/21/06	NJA5274655	11781	13,000	50,600	(37,600)	-289.2%	COPR	HORWITH	CHUX249
05/25/06	06/21/06	NJA5274656	11782	76,280	50,900	25,380	33.3%	COPR	HORWITH	CHUX249
05/25/06	06/21/06	NJA5274657	11783	41,960	50,740	(8,780)	-20.9%	COPR	HORWITH	CHUX249
05/25/06	06/21/06	NJA5274658	11784	68,240	51,840	16,400	24.0%	COPR	HORWITH	CHUX244
05/25/06	06/21/06	NJA5274659	11785	66,640	50,760	15,880	23.8%	COPR	HORWITH	CHUX244
05/25/06	06/21/06	NJA5274660	11786	12,620	49,940	(37,320)	-295.7%	COPR	HORWITH	CHUX244
05/25/06	06/21/06	NJA5274661	11787	8,540	50,280	(41,740)	-488.8%	COPR	HORWITH	CHUX128
05/25/06	06/21/06	NJA5274662	11788	52,020	51,940	80	0.2%	COPR	HORWITH	CHUX244
05/25/06	06/21/06	NJA5274663	11789	67,820	51,480	16,340	24.1%	COPR	HORWITH	CHUX128
05/25/06	06/21/06	NJA5274664	11790	69,480	50,200	19,280	27.7%	COPR	HORWITH	CHUX128
05/25/06	06/21/06	NJA5274665	11791	53,760	51,580	2,180	4.1%	COPR	HORWITH	CHUX128
05/25/06	06/21/06	NJA5274666	11792	76,940	50,620	26,320	34.2%	COPR	HORWITH	CHUX235
05/25/06	06/21/06	NJA5274667	11793	67,700	51,160	16,540	24.4%	COPR	HORWITH	CHUX235
05/25/06	06/21/06	NJA5274668	11794	28,920	52,880	(23,960)	-82.8%	COPR	HORWITH	CHUX235
05/25/06	06/21/06	NJA5274669	11795	66,280	49,520	16,760	25.3%	COPR	HORWITH	CHUX233
05/25/06	06/21/06	NJA5274670	11796	28,280	51,540	(23,260)	-82.2%	COPR	HORWITH	CHUX235
05/25/06	06/21/06	NJA5274671	11797	27,960	51,040	(23,080)	-82.5%	COPR	HORWITH	CHUX233
05/25/06	06/21/06	NJA5274672	11798	67,560	50,460	17,100	25.3%	COPR	HORWITH	CHUX233
05/25/06	06/21/06	NJA5274673	11799	43,000	50,400	(7,400)	-17.2%	COPR	HORWITH	CHUX233
05/25/06	06/29/06	NJA5274674	11800	52,820	51,640	1,180	2.2%	COPR	HORWITH	CHUX222
05/25/06	06/29/06	NJA5274675	11801	22,820	50,520	(27,700)	-121.4%	COPR/STOCKPILE	HORWITH	JTLX240
05/25/06	06/29/06	NJA5274676	11802	66,320	50,240	16,080	24.2%	COPR/STOCKPILE	HORWITH	JTLX240
05/25/06	06/29/06	NJA5274677	11803	66,640	51,080	15,560	23.3%	COPR/STOCKPILE	HORWITH	JTLX240
05/25/06	06/29/06	NJA5274678	11804	76,100	49,080	27,020	35.5%	COPR/STOCKPILE	HORWITH	NDYX316048
05/25/06	06/29/06	NJA5274679	11805	66,560	49,900	16,660	25.0%	COPR/STOCKPILE	HORWITH	NDYX316048
05/25/06	06/29/06	NJA5274680	11806	49,400	50,360	(960)	-1.9%	COPR/STOCKPILE	HORWITH	JTLX240
05/25/06	06/29/06	NJA5274681	11807	14,040	49,240	(35,200)	-250.7%	COPR/STOCKPILE	HORWITH	NDYX316048
05/25/06	06/29/06	NJA5274682	11808	68,100	50,020	18,080	26.5%	COPR/STOCKPILE	HORWITH	CHUX222
05/25/06	06/29/06	NJA5274683	11809	66,940	49,980	16,960	25.3%	COPR/STOCKPILE	HORWITH	CHUX222
05/25/06	06/29/06	NJA5274684	11810	13,300	52,140	(38,840)	-292.0%	COPR/STOCKPILE	HORWITH	CHUX222
05/25/06	06/29/06	NJA5274685	11811	22,760	51,420	(28,660)	-125.9%	COPR/STOCKPILE	HORWITH	CHUX126
05/25/06	06/29/06	NJA5274686	11812	37,640	48,380	(10,740)	-28.5%	COPR/STOCKPILE	HORWITH	NDYX316246
05/25/06	06/29/06	NJA5274687	11813	35,820	51,180	(15,360)	-42.9%	COPR/STOCKPILE	HORWITH	CHUX126
05/25/06	06/29/06	NJA5274688	11814	67,560	51,100	16,460	24.4%	COPR/STOCKPILE	HORWITH	CHUX126
05/25/06	06/29/06	NJA5274689	11815	77,380	50,800	26,580	34.3%	COPR/STOCKPILE	HORWITH	CHUX126
05/25/06	06/29/06	NJA5274690	11816	24,100	52,140	(28,040)	-116.3%	COPR/STOCKPILE	HORWITH	CHUX141
05/25/06	06/29/06	NJA5274691	11817	66,620	50,960	15,660	23.5%	COPR/STOCKPILE	HORWITH	CHUX141
05/25/06	06/29/06	NJA5274692	11818	70,140	51,960	18,180	25.9%	COPR/STOCKPILE	HORWITH	CHUX141
05/25/06	06/29/06	NJA5274693	11819	44,200	50,620	(6,420)	-14.5%	COPR/STOCKPILE	HORWITH	CHUX141
05/25/06	06/29/06	NJA5274694	11820	26,640	49,580	(22,940)	-86.1%	COPR/STOCKPILE	HORWITH	NDYX316246
05/25/06	06/29/06	NJA5274695	11821	9,220	51,360	(42,140)	-457.0%	COPR/STOCKPILE	HORWITH	CHUX144
05/25/06	06/29/06	NJA5274696	11822	76,600	50,440	26,160	34.2%	COPR/STOCKPILE	HORWITH	CHUX144
05/25/06	06/29/06	NJA5274697	11823	76,060	51,180	24,880	32.7%	COPR/STOCKPILE	HORWITH	CHUX144
05/25/06	06/29/06	NJA5274698	11824	42,860	52,000	(9,140)	-21.3%	COPR/STOCKPILE	HORWITH	CHUX144

HONEYWELL SA-7 USE HAZARDOUS WASTE TRACKING (2006)										
Date Shipped	Date of Return Manifest	State Manifest	Man. Doc #	Facilty Manifest Weight (lbs)	Estimated Weight (lbs)	Manifest - Estimate (lbs)	Man. - Estimate (%)	Material	Transporter	RAILCAR #
05/25/06	06/29/06	NJA5274699	11825	26,640	48,980	(22,340)	-83.9%	COPR/STOCKPILE	HORWITH	NDYX316246
05/25/06	06/29/06	NJA5274700	11826	66,820	51,000	15,820	23.7%	COPR/STOCKPILE	HORWITH	CHUX157
05/25/06	06/29/06	NJA5274701	11827	67,060	53,100	13,960	20.8%	COPR/STOCKPILE	HORWITH	CHUX157
05/26/06	06/29/06	NJA5274702	11828	7,220	50,520	(43,300)	-599.7%	COPR	HORWITH	CHUX157
05/26/06	06/29/06	NJA5274703	11829	76,740	50,800	25,940	33.8%	COPR	HORWITH	CHUX174
05/26/06	06/29/06	NJA5274704	11830	58,380	49,620	8,760	15.0%	COPR	HORWITH	NDYX316020
05/26/06	06/29/06	NJA5274705	11831	67,620	49,480	18,140	26.8%	COPR	HORWITH	NDYX316020
05/26/06	06/29/06	NJA5274706	11832	34,760	49,060	(14,300)	-41.1%	COPR	HORWITH	NDYX316020
05/26/06	06/29/06	NJA5274707	11833	76,280	51,880	24,400	32.0%	COPR	HORWITH	CHUX174
05/26/06	06/29/06	NJA5274708	11834	34,780	49,860	(15,080)	-43.4%	COPR	HORWITH	NDYX316020
05/26/06	06/29/06	NJA5274709	11835	19,000	50,400	(31,400)	-165.3%	COPR	HORWITH	CHUX174
05/26/06	06/29/06	NJA5274710	11836	19,000	50,860	(31,860)	-167.7%	COPR	HORWITH	CHUX174
05/26/06	06/29/06	NJA5274711	11837	38,000	50,620	(12,620)	-33.2%	COPR	HORWITH	CHUX171
05/26/06	06/29/06	NJA5274712	11838	66,900	51,020	15,880	23.7%	COPR	HORWITH	CHUX171
05/26/06	06/29/06	NJA5274713	11839	66,520	49,980	16,540	24.9%	COPR	HORWITH	CHUX171
05/26/06	06/29/06	NJA5274714	11840	30,380	50,160	(19,780)	-65.1%	COPR	HORWITH	CHUX171
05/26/06	06/29/06	NJA5274715	11841	68,200	50,160	18,040	26.5%	COPR	HORWITH	CHUX172
05/26/06	06/29/06	NJA5274716	11842	68,280	49,920	18,360	26.9%	COPR	HORWITH	CHUX172
05/26/06	06/29/06	NJA5274717	11843	28,080	49,640	(21,560)	-76.8%	COPR	HORWITH	CHUX172
05/26/06	06/29/06	NJA5274718	11844	28,080	49,160	(21,080)	-75.1%	COPR	HORWITH	CHUX172
05/26/06	06/29/06	NJA5274719	11845	37,000	48,820	(11,820)	-31.9%	COPR	HORWITH	NDYX316055
05/26/06	06/29/06	NJA5274720	11846	56,660	50,400	6,260	11.0%	COPR	HORWITH	CHUX153
05/26/06	06/29/06	NJA5274721	11847	67,200	51,020	16,180	24.1%	COPR	HORWITH	CHUX153
05/26/06	06/29/06	NJA5274722	11848	75,900	48,820	27,080	35.7%	COPR	HORWITH	NDYX316055
05/26/06	06/29/06	NJA5274723	11849	33,980	50,480	(16,500)	-48.6%	COPR	HORWITH	CHUX153
05/26/06	06/29/06	NJA5274724	11850	37,900	48,640	(10,740)	-28.3%	COPR	HORWITH	NDYX316055
05/26/06	06/29/06	NJA5274725	11851	33,960	50,580	(16,620)	-48.9%	COPR	HORWITH	CHUX153
05/26/06	06/29/06	NJA5274726	11852	37,880	48,620	(10,740)	-28.4%	COPR	HORWITH	NDYX316055
05/26/06	06/29/06	NJA5274727	11853	21,380	52,220	(30,840)	-144.2%	COPR	HORWITH	CHUX246
05/26/06	06/29/06	NJA5274729	11854	77,360	51,080	26,280	34.0%	COPR/STOCKPILE	HORWITH	CHUX246
05/26/06	06/29/06	NJA5274730	11855	66,700	50,660	16,040	24.0%	COPR/STOCKPILE	HORWITH	CHUX246
05/26/06	06/29/06	NJA5274731	11856	43,140	50,540	(7,400)	-17.2%	COPR/STOCKPILE	HORWITH	CHUX245
05/26/06	06/29/06	NJA5274732	11857	39,200	50,580	(11,380)	-29.0%	COPR/STOCKPILE	HORWITH	CHUX246
05/26/06	06/29/06	NJA5274733	11858	77,020	51,060	25,960	33.7%	COPR/STOCKPILE	HORWITH	CHUX245
05/26/06	06/29/06	NJA5274734	11859	76,280	51,160	25,120	32.9%	COPR/STOCKPILE	HORWITH	CHUX245
05/26/06	06/29/06	NJA5274735	11860	9,100	50,820	(41,720)	-458.5%	COPR/STOCKPILE	HORWITH	CHUX245
05/26/06	06/29/06	NJA5274736	11861	66,560	50,840	15,720	23.6%	COPR/STOCKPILE	HORWITH	CHUX187
05/26/06	06/29/06	NJA5274737	11862	66,760	51,160	15,600	23.4%	COPR/STOCKPILE	HORWITH	CHUX187
05/26/06	06/29/06	NJA5274738	11863	33,580	51,800	(18,220)	-54.3%	COPR/STOCKPILE	HORWITH	CHUX187
05/26/06	06/29/06	NJA5274739	11864	67,340	50,440	16,900	25.1%	COPR/STOCKPILE	HORWITH	CHUX142
05/26/06	06/29/06	NJA5274740	11865	33,580	50,000	(16,420)	-48.9%	COPR/STOCKPILE	HORWITH	CHUX187
05/26/06	06/29/06	NJA5274741	11866	68,080	50,760	17,320	25.4%	COPR/STOCKPILE	HORWITH	CHUX142
05/26/06	06/29/06	NJA5274742	11867	34,040	51,540	(17,500)	-51.4%	COPR/STOCKPILE	HORWITH	CHUX142
05/26/06	06/29/06	NJA5274743	11868	34,040	48,340	(14,300)	-42.0%	COPR/STOCKPILE	HORWITH	CHUX142
05/26/06	06/29/06	NJA5274744	11869	67,880	49,380	18,500	27.3%	COPR/STOCKPILE	HORWITH	JTLX30118
05/26/06	06/29/06	NJA5274745	11870	66,800	48,880	17,920	26.8%	COPR/STOCKPILE	HORWITH	JTLX30118
05/26/06	06/29/06	NJA5274746	11871	33,960	50,600	(16,640)	-49.0%	COPR/STOCKPILE	HORWITH	JTLX30118
05/26/06	06/29/06	NJA5274747	11872	33,960	50,500	(16,540)	-48.7%	COPR/STOCKPILE	HORWITH	JTLX30118
05/30/06	06/29/06	NJA5274748	11873	36,600	50,240	(13,640)	-37.3%	COPR	HORWITH	JTLX30166
05/30/06	06/29/06	NJA5274749	11874	66,960	50,540	16,420	24.5%	COPR	HORWITH	JTLX30166
05/30/06	06/29/06	NJA5274750	11875	15,000	49,520	(34,520)	-230.1%	COPR	HORWITH	NDYX316170
05/30/06	06/29/06	NJA5274751	11876	66,580	48,820	17,760	26.7%	COPR/STOCKPILE	HORWITH	NDYX316170
05/30/06	06/29/06	NJA5274752	11877	67,300	49,980	17,320	25.7%	COPR	HORWITH	JTLX30166
05/30/06	06/29/06	NJA5274753	11878	27,600	50,200	(22,600)	-81.9%	COPR	HORWITH	JTLX30166
05/30/06	06/29/06	NJA5274754	11879	12,320	50,120	(37,800)	-306.8%	COPR	HORWITH	JTLX50
05/30/06	06/29/06	NJA5274755	11880	67,200	49,000	18,200	27.1%	COPR	HORWITH	NDYX316170
05/30/06	06/29/06	NJA5274756	11881	66,480	50,520	15,960	24.0%	COPR	HORWITH	JTLX50
05/30/06	06/29/06	NJA5274757	11882	67,520	49,920	17,600	26.1%	COPR	HORWITH	JTLX50
05/30/06	06/29/06	NJA5274758	11883	37,280	50,060	(12,780)	-34.3%	COPR	HORWITH	JTLX30168
05/30/06	06/29/06	NJA5274759	11884	53,220	49,740	3,480	6.5%	COPR	HORWITH	JTLX50
05/30/06	06/29/06	NJA5274760	11885	45,460	49,040	(3,580)	-7.9%	COPR	HORWITH	NDYX316170
05/30/06	06/29/06	NJA5274761	11886	66,860	50,460	16,400	24.5%	COPR	HORWITH	JTLX30168
05/30/06	06/29/06	NJA5274762	11887	67,760	49,940	17,820	26.3%	COPR	HORWITH	JTLX30168
05/30/06	06/29/06	NJA5274763	11888	33,500	51,680	(18,180)	-54.3%	COPR	HORWITH	JTLX30168
05/30/06	06/29/06	NJA5274764	11889	52,620	49,880	2,740	5.2%	COPR	HORWITH	JTLX30123
05/30/06	06/29/06	NJA5274765	11890	70,320	50,320	20,000	28.4%	COPR	HORWITH	JTLX30123
05/30/06	06/29/06	NJA5274766	11891	66,360	50,540	15,820	23.8%	COPR	HORWITH	JTLX30123
05/30/06	06/29/06	NJA5274768	11892	37,680	49,480	(11,800)	-31.3%	COPR	HORWITH	NDYX316176
05/30/06	06/29/06	NJA5274769	11893	10,760	50,800	(40,040)	-372.1%	COPR	HORWITH	JTLX30123
05/30/06	06/29/06	NJA5274770	11894	56,520	50,940	5,580	9.9%	COPR	HORWITH	JTLX30144
05/30/06	06/29/06	NJA5274771	11895	67,400	51,480	15,920	23.6%	COPR	HORWITH	JTLX30144
05/30/06	06/29/06	NJA5274772	11896	76,100	49,220	26,880	35.3%	COPR	HORWITH	NDYX316176

Honeywell

HONEYWELL SA-7 USE HAZARDOUS WASTE TRACKING (2006)										
Date Shipped	Date of Return Manifest	State Manifest	Man. Doc #	Facilty Manifest Weight (lbs)	Estimated Weight (lbs)	Manifest - Estimate (lbs)	Man. - Estimate (%)	Material	Transporter	RAILCAR #
05/30/06	06/29/06	NJA5274773	11897	37,960	48,160	(10,200)	-26.9%	COPR	HORWITH	NDYX316176
05/30/06	06/29/06	NJA5274774	11898	37,960	49,680	(11,720)	-30.9%	COPR	HORWITH	NDYX316176
05/30/06	06/29/06	NJA5274775	11899	67,520	50,760	16,760	24.8%	COPR	HORWITH	JTLX30144
05/30/06	06/29/06	NJA5274776	11900	8,400	51,320	(42,920)	-511.0%	COPR	HORWITH	JTLX30144
05/30/06	06/29/06	NJA5274777	11901	57,500	51,260	6,240	10.9%	COPR	HORWITH	JTLX250
05/30/06	06/29/06	NJA5274778	11902	38,040	51,780	(13,740)	-36.1%	COPR	HORWITH	JTLX166
05/30/06	06/29/06	NJA5274779	11903	33,760	51,100	(17,340)	-51.4%	COPR	HORWITH	JTLX250
05/30/06	06/29/06	NJA5274780	11904	66,960	50,740	16,220	24.2%	COPR	HORWITH	JTLX250
05/30/06	06/29/06	NJA5274781	11905	33,740	51,140	(17,400)	-51.6%	COPR	HORWITH	JTLX250
05/30/06	06/29/06	NJA5274782	11906	53,540	50,040	3,500	6.5%	COPR	HORWITH	JTLX30143
05/30/06	06/29/06	NJA5274783	11907	31,700	50,800	(19,100)	-60.3%	COPR	HORWITH	JTLX30143
05/30/06	06/29/06	NJA5274784	11908	66,720	51,200	15,520	23.3%	COPR	HORWITH	JTLX30143
05/30/06	06/29/06	NJA5274785	11909	69,700	49,700	20,000	28.7%	COPR	HORWITH	NDYX31638
05/30/06	06/29/06	NJA5274786	11910	10,140	50,800	(40,660)	-401.0%	COPR	HORWITH	JTLX30143
05/30/06	06/29/06	NJA5274787	11911	68,720	50,700	18,020	26.2%	COPR	HORWITH	JTLX30156
05/30/06	06/29/06	NJA5274788	11912	68,260	50,520	17,740	26.0%	COPR	HORWITH	JTLX30156
05/30/06	06/29/06	NJA5274789	11913	33,060	51,420	(18,360)	-55.5%	COPR	HORWITH	JTLX30156
05/30/06	06/29/06	NJA5274790	11914	27,080	49,420	(22,340)	-82.5%	COPR	HORWITH	NDYX31638
05/30/06	06/29/06	NJA5274791	11915	76,820	49,080	27,740	36.1%	COPR	HORWITH	NDYX31638
05/30/06	06/29/06	NJA5274792	11916	33,060	51,280	(18,220)	-55.1%	COPR	HORWITH	JTLX30156
05/30/06	06/29/06	NJA5274793	11917	80,780	49,380	31,400	38.9%	COPR	HORWITH	NDYX316009
05/30/06	06/29/06	NJA5274794	11918	61,620	50,400	11,220	18.2%	COPR	HORWITH	JTLX30164
05/30/06	06/29/06	NJA5274795	11919	67,120	50,340	16,780	25.0%	COPR	HORWITH	JTLX30164
05/30/06	06/29/06	NJA5274796	11920	80,360	49,940	30,420	37.9%	COPR	HORWITH	NDYX316009
05/30/06	06/29/06	NJA5274797	11921	33,160	50,980	(17,820)	-53.7%	COPR	HORWITH	JTLX30164
05/30/06	06/29/06	NJA5274798	11922	33,180	52,560	(19,380)	-58.4%	COPR	HORWITH	JTLX30164
05/30/06	06/29/06	NJA5274799	11923	38,220	50,220	(12,000)	-31.4%	COPR	HORWITH	JTLX166
05/30/06	06/29/06	NJA5274800	11924	75,760	50,560	25,200	33.3%	COPR	HORWITH	JTLX166
05/30/06	06/29/06	NJA5274801	11925	27,100	48,380	(21,280)	-78.5%	COPR	HORWITH	NDYX31638
05/30/06	06/29/06	NJA5274802	11926	38,020	50,700	(12,680)	-33.4%	COPR	HORWITH	JTLX166
05/31/06	06/29/06	NJA5274803	11927	13,540	50,320	(36,780)	-271.6%	COPR	HORWITH	CHUX199
05/31/06	06/29/06	NJA4274804	11928	67,280	50,640	16,640	24.7%	COPR	HORWITH	CHUX199
05/31/06	06/29/06	NJA5274805	11929	69,760	48,800	20,960	30.0%	COPR	HORWITH	NDYX316137
05/31/06	06/29/06	NJA5274806	11930	68,380	51,160	17,220	25.2%	COPR	HORWITH	CHUX199
05/31/06	06/29/06	NJA5274807	11931	47,500	51,500	(4,000)	-8.4%	COPR	HORWITH	CHUX199
05/31/06	06/29/06	NJA5274808	11932	19,400	50,420	(31,020)	-159.9%	COPR	HORWITH	CHUX200
05/31/06	06/29/06	NJA5274809	11933	70,600	49,940	20,660	29.3%	COPR	HORWITH	CHUX200
05/31/06	06/29/06	NJA5274810	11934	76,780	51,340	25,440	33.1%	COPR	HORWITH	CHUX200
05/31/06	06/29/06	NJA5274811	11935	30,500	49,540	(19,040)	-62.4%	COPR	HORWITH	CHUX200
05/31/06	06/29/06	NJA5274812	11936	75,720	50,560	25,160	33.2%	COPR	HORWITH	CHUX195
05/31/06	06/29/06	NJA5274813	11937	67,220	49,380	17,840	26.5%	COPR	HORWITH	NDYX316137
05/31/06	06/29/06	NJA5274814	11938	37,140	50,300	(13,160)	-35.4%	COPR	HORWITH	CHUX188
05/31/06	06/29/06	NJA5296835	11939	30,360	52,140	(21,780)	-71.7%	COPR	HORWITH	CHUX188
05/31/06	06/29/06	NJA5296836	11940	70,700	50,100	20,600	29.1%	COPR	HORWITH	CHUX188
05/31/06	06/29/06	NJA5296837	11941	67,000	51,240	15,760	23.5%	COPR	HORWITH	CHUX188
05/31/06	06/29/06	NJA5296838	11942	37,120	51,020	(13,900)	-37.4%	COPR	HORWITH	CHUX181
05/31/06	06/29/06	NJA5296839	11943	67,460	51,240	16,220	24.0%	COPR	HORWITH	CHUX181
05/31/06	06/29/06	NJA5296840	11944	27,580	49,520	(21,940)	-79.6%	COPR	HORWITH	CHUX181
05/31/06	06/29/06	NJA5296841	11945	70,800	51,040	19,760	27.9%	COPR	HORWITH	CHUX181
05/31/06	06/29/06	NJA5296842	11946	75,760	49,680	26,080	34.4%	COPR	HORWITH	CHUX195
05/31/06	06/29/06	NJA5296843	11947	19,900	50,860	(30,960)	-155.6%	COPR	HORWITH	CHUX195
05/31/06	06/29/06	NJA5296844	11948	19,920	50,180	(30,260)	-151.9%	COPR	HORWITH	CHUX195
05/31/06	06/29/06	NJA5296845	11949	66,940	50,620	16,320	24.4%	COPR	HORWITH	CHUX232
05/31/06	06/29/06	NJA5296846	11950	29,940	48,060	(18,120)	-60.5%	COPR	HORWITH	NDYX316137
05/31/06	06/29/06	NJA5296847	11951	29,940	48,220	(18,280)	-61.1%	COPR	HORWITH	NDYX316137
05/31/06	06/29/06	NJA5296848	11952	66,920	51,380	15,540	23.2%	COPR	HORWITH	CHUX232
05/31/06	06/29/06	NJA5296849	11953	34,040	52,580	(18,540)	-54.5%	COPR	HORWITH	CHUX232
05/31/06	06/29/06	NJA5296851	11954	16,880	50,700	(33,820)	-200.4%	COPR	HORWITH	CHUX193
05/31/06	06/29/06	NJA5296852	11955	76,260	51,940	24,320	31.9%	COPR	HORWITH	CHUX193
05/31/06	06/29/06	NJA5296853	11956	75,720	50,240	25,480	33.7%	COPR	HORWITH	CHUX193
05/31/06	06/29/06	NJA5296854	11957	29,940	50,040	(20,100)	-67.1%	COPR	HORWITH	CHUX193
05/31/06	06/29/06	NJA5296855	11958	34,060	51,100	(17,040)	-50.0%	COPR	HORWITH	CHUX232
05/31/06	06/29/06	NJA5296856	11959	19,120	49,720	(30,600)	-160.0%	COPR	HORWITH	NDYX316009
05/31/06	06/29/06	NJA5296857	11960	19,120	48,280	(29,160)	-152.5%	COPR	HORWITH	NDYX316009
05/31/06	06/29/06	NJA5296858	11961	69,600	50,900	18,700	26.9%	COPR	HORWITH	CHUX101
05/31/06	06/29/06	NJA5296859	11962	68,120	49,980	18,140	26.6%	COPR	HORWITH	CHUX101
05/31/06	06/29/06	NJA5296860	11963	33,280	51,080	(17,800)	-53.5%	COPR	HORWITH	CHUX101
05/31/06	06/29/06	NJA5296861	11964	33,300	51,300	(18,000)	-54.1%	COPR	HORWITH	CHUX101
05/31/06	06/29/06	NJA5296862	11965	67,100	51,140	15,960	23.8%	COPR	HORWITH	CHUX135
05/31/06	06/29/06	NJA5296863	11966	62,040	51,300	10,740	17.3%	COPR	HORWITH	CHUX135
05/31/06	06/29/06	NJA5296864	11967	33,300	51,780	(18,480)	-55.5%	COPR	HORWITH	CHUX135
05/31/06	06/29/06	NJA5296865	11968	33,300	50,440	(17,140)	-51.5%	COPR	HORWITH	CHUX135
05/31/06	06/29/06	NJA5296866	11969	67,300	51,480	15,820	23.5%	COPR	HORWITH	JTLX30140
05/31/06	06/29/06	NJA5296867	11970	27,280	49,680	(22,400)	-82.1%	COPR	HORWITH	NDYX316063

Honeywell

HONEYWELL SA-7 USE HAZARDOUS WASTE TRACKING (2006)										
Date Shipped	Date of Return Manifest	State Manifest	Man. Doc #	Facilty Manifest Weight (lbs)	Estimated Weight (lbs)	Manifest - Estimate (lbs)	Man. - Estimate (%)	Material	Transporter	RAILCAR #
05/31/06	06/29/06	NJA5296868	11971	3,100	51,500	(48,400)	-1561.3%	COPR	HORWITH	JTLX30140
05/31/06	06/29/06	NJA5296869	11972	66,480	50,860	15,620	23.5%	COPR	HORWITH	JTLX30140
05/31/06	06/29/06	NJA5296870	11973	39,240	51,080	(11,840)	-30.2%	COPR	HORWITH	JTLX30140
05/31/06	06/29/06	NJA5296871	11974	36,760	51,600	(14,840)	-40.4%	COPR	HORWITH	CEFX35242
05/31/06	06/29/06	NJA5296872	11975	66,500	51,360	15,140	22.8%	COPR	HORWITH	CEFX35242
05/31/06	06/29/06	NJA5296873	11976	75,920	50,320	25,600	33.7%	COPR	HORWITH	NDYX316063
05/31/06	06/29/06	NJA5296874	11977	66,480	52,600	13,880	20.9%	COPR	HORWITH	CEFX35242
05/31/06	06/29/06	NJA5296875	11978	75,600	50,360	25,240	33.4%	COPR	HORWITH	NDYX316063
05/31/06	06/29/06	NJA5296876	11979	39,460	52,300	(12,840)	-32.5%	COPR	HORWITH	CEFX35242
05/31/06	06/29/06	NJA5296877	11980	14,560	49,700	(35,140)	-241.3%	COPR	HORWITH	NDYX316063
10/22/75	SITE TONS (Month)	MAY SUB-TOTAL:		54,548,400	55,379,400	(831,000)	-1.52%			
07/04/37	TONS (Site)	CUMULATIVE TOTAL:		98,993,540	100,450,500	(1,456,960)	-1.47%			
07/06/35	TONS (Facility)	CUMULATIVE TOTAL:		98,993,540	99,824,540	(831,000)	-0.84%			
06/01/06	06/29/06	NJA5296878	11981	15,180	49,680	(34,500)	-227.3%	COPR	HORWITH	NDYX316053
06/01/06	06/29/06	NJA5296880	11982	70,100	49,700	20,400	29.1%	COPR	HORWITH	NDYX316053
06/01/06	06/29/06	NJA5296881	11983	76,260	49,580	26,680	35.0%	COPR	HORWITH	NDYX316053
06/01/06	06/29/06	NJA5296882	11984	18,280	50,140	(31,860)	-174.3%	COPR	HORWITH	CHUX229
06/01/06	06/29/06	NJA5296883	11985	68,020	51,200	16,820	24.7%	COPR	HORWITH	CHUX229
06/01/06	06/29/06	NJA5296884	11986	68,080	51,000	17,080	25.1%	COPR	HORWITH	CHUX229
06/01/06	06/29/06	NJA5296885	11987	29,080	49,340	(20,260)	-69.7%	COPR	HORWITH	NDYX316053
06/01/06	06/29/06	NJA5296886	11988	19,780	51,080	(31,300)	-158.2%	COPR	HORWITH	CHUX239
06/01/06	06/29/06	NJA5296887	11989	50,800	50,460	340	0.7%	COPR	HORWITH	CHUX229
06/01/06	06/29/06	NJA5296888	11990	67,560	49,880	17,680	26.2%	COPR	HORWITH	CHUX239
06/01/06	06/29/06	NJA5296889	11991	76,280	49,940	26,340	34.5%	COPR	HORWITH	CHUX239
06/01/06	07/31/06	NJA5296890	11992	38,880	49,140	(10,260)	-26.4%	COPR	HORWITH	NDYX316109
06/01/06	07/31/06	NJA5296891	11993	76,040	48,920	27,120	35.7%	COPR	HORWITH	NDYX316109
06/01/06	07/31/06	NJA5296892	11994	56,520	50,120	6,400	11.3%	COPR	HORWITH	JTLX30173
06/01/06	06/29/06	NJA5296893	11995	37,100	50,560	(13,460)	-36.3%	COPR	HORWITH	CHUX239
06/01/06	07/31/06	NJA5296894	11996	67,520	49,820	17,700	26.2%	COPR	HORWITH	JTLX30173
06/01/06	07/31/06	NJA5296895	11997	33,180	50,760	(17,580)	-53.0%	COPR	HORWITH	JTLX30173
06/01/06	07/31/06	NJA5296896	11998	33,160	51,300	(18,140)	-54.7%	COPR	HORWITH	JTLX30173
06/01/06	06/29/06	NJA5296897	11999	38,540	50,320	(11,780)	-30.6%	COPR	HORWITH	JTLX270
06/01/06	06/29/06	NJA5296898	12000	76,380	50,540	25,840	33.8%	COPR	HORWITH	JTLX270
06/01/06	07/31/06	NJA5296899	12001	34,160	49,340	(15,180)	-44.4%	COPR	HORWITH	NDYX316109
06/01/06	06/29/06	NJA5296900	12002	56,840	50,820	6,020	10.6%	COPR	HORWITH	JTLX270
06/01/06	06/29/06	NJA5296901	12003	31,680	49,640	(17,960)	-56.7%	COPR	HORWITH	JTLX270
06/01/06	07/31/06	NJA5296902	12004	34,160	49,400	(15,240)	-44.6%	COPR	HORWITH	NDYX316109
06/01/06	06/29/06	NJA5296903	12005	37,200	50,820	(13,620)	-36.6%	COPR	HORWITH	NDYX320461
06/01/06	06/29/06	NJA5296904	12006	66,620	51,300	15,320	23.0%	COPR	HORWITH	NDYX320461
06/01/06	06/29/06	NJA5296905	12007	68,280	49,980	18,300	26.8%	COPR	HORWITH	NDYX320461
06/01/06	06/29/06	NJA5296906	12008	67,020	49,280	17,740	26.5%	COPR	HORWITH	NDYX316054
06/01/06	06/29/06	NJA5296907	12009	23,320	51,260	(27,940)	-119.8%	COPR	HORWITH	NDYX320461
06/01/06	06/29/06	NJA5296908	12010	66,740	49,180	17,560	26.3%	COPR	HORWITH	NDYX316054
06/01/06	07/31/06	NJA5296909	12011	68,020	49,680	17,940	26.4%	COPR	HORWITH	NDYX316085
06/01/06	07/31/06	NJA5296910	12012	67,620	49,720	(22,660)	-33.5%	COPR	HORWITH	NDYX316085
06/01/06	07/31/06	NJA5296911	12013	27,060	49,880	(24,900)	-92.0%	COPR	HORWITH	NDYX316085
06/01/06	06/29/06	NJA5296912	12014	24,980	51,600	15,920	63.7%	COPR	HORWITH	CHUX237
06/01/06	06/29/06	NJA5296913	12015	67,520	50,100	(23,040)	-34.1%	COPR	HORWITH	CHUX237
06/01/06	07/31/06	NJA5296915	12016	27,060	49,920	(22,860)	-84.5%	COPR	HORWITH	NDYX316085
06/01/06	06/29/06	NJA5296916	12017	33,320	49,000	(15,680)	-47.1%	COPR	HORWITH	NDYX316054
06/01/06	06/29/06	NJA5296917	12018	67,360	51,300	16,060	23.8%	COPR	HORWITH	CHUX237
06/01/06	06/29/06	NJA5296918	12019	67,000	48,080	18,920	28.2%	COPR	HORWITH	NDYX316029
06/01/06	06/29/06	NJA5296919	12020	44,200	50,360	(6,160)	-13.9%	COPR	HORWITH	CHUX237
06/01/06	06/29/06	NJA5296920	12021	66,640	49,640	17,000	25.5%	COPR	HORWITH	NDYX316029
06/01/06	06/29/06	NJA5296921	12022	33,340	49,560	(16,220)	-48.7%	COPR	HORWITH	NDYX316054
06/01/06	06/29/06	NJA5296922	12023	20,020	51,200	(31,180)	-155.7%	COPR	HORWITH	JTLX30100
06/01/06	06/29/06	NJA5296923	12024	67,340	50,140	17,200	25.5%	COPR	HORWITH	JTLX30100
06/01/06	06/29/06	NJA5296924	12025	67,420	49,940	17,480	25.9%	COPR	HORWITH	JTLX30100
06/01/06	06/29/06	NJA5296825	12026	42,560	51,360	(8,800)	-20.7%	COPR	HORWITH	JTLX30100
06/01/06	07/18/06	NJA5296926	12027	69,860	50,640	19,220	27.5%	COPR	HORWITH	JTLX156
06/01/06	07/18/06	NJA5296927	12028	76,480	52,600	23,880	31.2%	COPR	HORWITH	JTLX156
06/01/06	07/18/06	NJA5296928	12029	27,540	49,660	(22,120)	-80.3%	COPR	HORWITH	JTLX156
06/01/06	07/18/06	NJA5296929	12030	27,560	50,500	(22,940)	-83.2%	COPR	HORWITH	JTLX156
06/01/06	06/29/06	NJA5296930	12031	76,560	51,540	25,020	32.7%	COPR	HORWITH	NDYX320471
06/01/06	06/29/06	NJA5296931	12032	47,340	51,580	(4,240)	-9.0%	COPR	HORWITH	NDYX320471
06/01/06	06/29/06	NJA5296932	12033	6,920	50,200	(43,280)	-625.4%	COPR	HORWITH	NDYX320471
06/01/06	06/29/06	NJA5296933	12034	68,180	51,500	16,680	24.5%	COPR	HORWITH	NDYX320471
06/02/06	07/31/06	NJA5296934	12035	37,680	50,840	(13,160)	-34.9%	COPR	HORWITH	NDYX320342
06/02/06	07/31/06	NJA5296935	12036	76,320	51,620	24,700	32.4%	COPR	HORWITH	NDYX320342
06/02/06	07/31/06	NJA5295936	12037	67,900	50,980	16,920	24.9%	COPR	HORWITH	NDYX320342
06/02/06	07/31/06	NJA5296937	12038	16,020	50,040	(34,020)	-212.4%	COPR	HORWITH	NDYX320342
06/02/06	07/31/06	NJA5296938	12039	11,880	50,980	(39,100)	-329.1%	COPR	HORWITH	NDYX320426

HONEYWELL SA-7 USE HAZARDOUS WASTE TRACKING (2006)										
Date Shipped	Date of Return Manifest	State Manifest	Man. Doc #	Facilty Manifest Weight (lbs)	Estimated Weight (lbs)	Manifest - Estimate (lbs)	Man. - Estimate (%)	Material	Transporter	RAILCAR #
06/02/06	07/31/06	NJA5296939	12040	66,820	52,360	14,460	21.6%	COPR	HORWITH	NDYX320426
06/02/06	07/31/06	NJA5296940	12041	76,500	50,120	26,380	34.5%	COPR	HORWITH	NDYX320426
06/02/06	07/31/06	NJA5296941	12042	38,280	50,480	(12,200)	-31.9%	COPR	HORWITH	NDYX320426
06/02/06	07/18/06	NJA5296942	12043	46,780	50,260	(3,480)	-7.4%	COPR	HORWITH	CEFX35236
06/02/06	07/18/06	NJA5296943	12044	67,640	50,460	17,180	25.4%	COPR	HORWITH	CEFX35236
06/02/06	07/18/06	NJA5296944	12045	67,860	50,880	16,980	25.0%	COPR	HORWITH	CEFX35236
06/02/06	07/18/06	NJA5296945	12046	15,480	52,040	(36,560)	-236.2%	COPR	HORWITH	CEFX35236
06/02/06	07/18/06	NJA5296946	12047	39,040	51,360	(12,320)	-31.6%	COPR	HORWITH	CHUX122
06/02/06	07/18/06	NJA5296947	12048	66,740	51,240	15,500	23.2%	COPR	HORWITH	CHUX122
06/02/06	07/18/06	NJA5296948	12049	76,620	46,300	30,320	39.6%	COPR	HORWITH	NDYX316184
06/02/06	06/29/06	NJA5296949	12050	25,520	49,240	(23,720)	-92.9%	COPR	HORWITH	NDYX316029
06/02/06	07/18/06	NJA5296951	12051	76,340	48,260	28,080	36.8%	COPR	HORWITH	NDYX316184
06/02/06	06/29/06	NJA5296952	12052	25,500	48,640	(23,140)	-90.7%	COPR	HORWITH	NDYX316029
06/02/06	07/18/06	NJA5296953	12053	66,780	50,800	15,980	23.9%	COPR	HORWITH	CHUX122
06/02/06	07/18/06	NJA5296954	12054	20,060	49,940	(29,880)	-149.0%	COPR	HORWITH	CHUX122
06/02/06	06/29/06	NJA5296955	12055	16,120	50,420	(34,300)	-212.8%	COPR	HORWITH	CHUX160
06/02/06	06/29/06	NJA5296956	12056	67,780	50,440	17,340	25.6%	COPR	HORWITH	CHUX160
06/02/06	06/29/06	NJA5296957	12057	66,820	49,680	17,140	25.7%	COPR	HORWITH	CHUX160
06/02/06	07/18/06	NJA5296958	12058	16,540	48,420	(31,880)	-192.7%	COPR	HORWITH	NDYX316184
06/02/06	06/29/06	NJA5296959	12059	46,740	51,100	(4,360)	-9.3%	COPR	HORWITH	CHUX160
06/02/06	07/18/06	NJA5296960	12060	16,540	47,460	(30,920)	-186.9%	COPR	HORWITH	NDYX316184
06/02/06	06/29/06	NJA5296961	12061	66,140	50,740	15,400	23.3%	COPR	HORWITH	CHUX178
06/02/06	07/18/06	NJA5296962	12062	29,820	47,960	(18,140)	-60.8%	COPR	HORWITH	CHUX176
06/02/06	06/29/06	NJA5296963	12063	69,940	49,400	20,540	29.4%	COPR	HORWITH	CHUX178
06/02/06	06/29/06	NJA5296964	12064	28,120	51,320	(23,200)	-82.5%	COPR	HORWITH	CHUX178
06/02/06	06/29/06	NJA5296965	12065	28,120	50,060	(21,940)	-78.0%	COPR	HORWITH	CHUX178
06/02/06	06/29/06	NJA5296966	12066	66,660	50,420	16,240	24.4%	COPR	HORWITH	JTLX30142
06/02/06	06/29/06	NJA5296967	12067	68,360	49,900	18,460	27.0%	COPR	HORWITH	JTLX30142
06/02/06	06/29/06	NJA5296968	12068	33,840	50,620	(16,780)	-49.6%	COPR	HORWITH	JTLX30142
06/02/06	07/18/06	NJA5296969	12069	67,980	49,380	18,600	27.4%	COPR	HORWITH	CHUX176
06/02/06	07/18/06	NJA5296970	12070	65,920	49,780	16,140	24.5%	COPR	HORWITH	CHUX176
06/02/06	06/29/06	NJA5296971	12071	33,840	51,320	(17,480)	-51.7%	COPR	HORWITH	JTLX30142
06/02/06	07/31/06	NJA5296972	12072	60,260	50,500	9,760	16.2%	COPR	HORWITH	JTLX86
06/02/06	07/31/06	NJA5296973	12073	76,380	51,180	25,200	33.0%	COPR	HORWITH	JTLX86
06/02/06	07/18/06	NJA5296974	12074	67,140	52,240	14,900	22.2%	COPR	HORWITH	CHUX146
06/02/06	07/18/06	NJA5296975	12075	66,860	52,620	14,240	21.3%	COPR	HORWITH	CHUX146
06/02/06	06/29/06	NJA5296976	12076	34,520	51,440	(16,920)	-49.0%	COPR	HORWITH	CHUX185
06/02/06	07/18/06	NJA5296977	12077	35,660	52,220	(16,560)	-46.4%	COPR	HORWITH	CHUX146
06/02/06	07/18/06	NJA5296978	12078	35,680	50,120	(14,440)	-40.5%	COPR	HORWITH	CHUX146
06/02/06	07/18/06	NJA5296979	12079	35,800	50,380	(14,580)	-40.7%	COPR	HORWITH	CHUX176
06/02/06	06/29/06	NJA5296980	12080	66,380	50,120	16,260	24.5%	COPR	HORWITH	CHUX185
06/02/06	06/29/06	NJA5296981	12081	34,520	51,520	(17,000)	-49.2%	COPR	HORWITH	CHUX185
06/02/06	06/29/06	NJA5296982	12082	63,220	50,500	12,720	20.1%	COPR	HORWITH	CHUX185
06/02/06	07/31/06	NJA5296983	12083	34,360	51,220	(16,860)	-49.1%	COPR	HORWITH	JTLX86
06/02/06	07/31/06	NJA5296984	12084	34,360	51,960	(17,600)	-51.2%	COPR	HORWITH	JTLX86
06/02/06	06/29/06	NJA5296985	12085	70,700	52,800	17,900	25.3%	COPR	HORWITH	JTLX30136
06/02/06	06/29/06	NJA5296986	12086	67,900	50,600	17,300	25.5%	COPR	HORWITH	JTLX30136
06/05/06	07/18/06	NJA5296987	12087	65,580	50,500	15,080	23.0%	COPR	HORWITH	JTLX30108
06/05/06	07/18/06	NJA5296988	12088	68,060	51,160	16,900	24.8%	COPR	HORWITH	JTLX30108
06/05/06	07/18/06	NJA5296989	12089	37,960	50,360	(12,400)	-32.7%	COPR	HORWITH	JTLX30132
06/05/06	07/18/06	NJA5296990	12090	33,900	51,600	(17,700)	-52.2%	COPR	HORWITH	JTLX30108
06/05/06	07/18/06	NJA5296991	12091	67,640	50,900	16,740	24.7%	COPR	HORWITH	JTLX30152
06/05/06	07/18/06	NJA5296992	12092	70,120	51,040	19,080	27.2%	COPR	HORWITH	JTLX30132
06/05/06	07/18/06	NJA5296993	12093	76,500	51,140	25,360	33.2%	COPR	HORWITH	JTLX30132
06/05/06	07/18/06	NJA5296994	12094	10,680	52,220	(41,540)	-389.0%	COPR	HORWITH	JTLX30132
06/05/06	07/18/06	NJA5296995	12095	34,280	49,440	(15,160)	-44.2%	COPR	HORWITH	NDYX316031
06/05/06	07/18/06	NJA5296996	12096	67,940	49,660	18,280	26.9%	COPR	HORWITH	NDYX316031
06/05/06	07/18/06	NJA5296997	12097	66,340	50,300	16,040	24.2%	COPR	HORWITH	JTLX30152
06/05/06	07/18/06	NJA5296998	12098	66,000	49,480	16,520	25.0%	COPR	HORWITH	NDYX316031
06/05/06	07/18/06	NJA5296999	12099	33,900	51,460	(17,560)	-51.8%	COPR	HORWITH	JTLX30108
06/05/06	07/18/06	NJA5297000	12100	28,900	50,760	(21,860)	-75.6%	COPR	HORWITH	JTLX30152
06/05/06	07/18/06	NJA5297001	12101	28,900	51,160	(22,260)	-77.0%	COPR	HORWITH	JTLX30152
06/05/06	07/18/06	NJA5297002	12102	76,800	51,100	25,700	33.5%	COPR	HORWITH	JTLX151
06/05/06	07/18/06	NJA5297003	12103	12,700	51,280	(38,580)	-303.8%	COPR	HORWITH	JTLX151
06/05/06	07/18/06	NJA5297004	12104	76,680	51,300	25,380	33.1%	COPR	HORWITH	JTLX151
06/05/06	07/18/06	NJA5297005	12105	21,740	49,540	(27,800)	-127.9%	COPR	HORWITH	NDYX316031
06/05/06	07/18/06	NJA5297006	12106	34,260	50,180	(15,920)	-46.5%	COPR	HORWITH	JTLX151
06/05/06	06/29/06	NJA5297007	12107	55,360	49,240	6,120	11.1%	COPR	HORWITH	NDYX316237
06/05/06	06/29/06	NJA5297008	12108	31,740	51,340	(19,600)	-61.8%	COPR	HORWITH	JTLX30136
06/05/06	06/29/06	NJA5297009	12109	68,860	48,100	20,760	30.1%	COPR	HORWITH	NDYX316237
06/05/06	07/18/06	NJA5297010	12110	46,180	51,120	(4,940)	-10.7%	COPR	HORWITH	NDYX320337
06/05/06	07/18/06	NJA5297011	12111	70,060	50,640	19,420	27.7%	COPR	HORWITH	NDYX320337
06/05/06	07/18/06	NJA5297012	12112	38,420	50,960	(12,540)	-32.6%	COPR	HORWITH	NDYX320337
06/05/06	07/18/06	NJA5297013	12113	38,420	49,700	(11,280)	-29.4%	COPR	HORWITH	NDYX320337

Honeywell

HONEYWELL SA-7 USE HAZARDOUS WASTE TRACKING (2006)										
Date Shipped	Date of Return Manifest	State Manifest	Man. Doc #	Facilty Manifest Weight (lbs)	Estimated Weight (lbs)	Manifest - Estimate (lbs)	Man. - Estimate (%)	Material	Transporter	RAILCAR #
06/05/06	06/29/06	NJA5297014	12114	31,760	50,420	(18,660)	-58.8%	COPR	HORWITH	JTLX30136
06/05/06	06/29/06	NJA5297015	12115	33,840	51,280	(17,440)	-51.5%	COPR	HORWITH	JTLX188
06/05/06	06/29/06	NJA5297016	12116	67,500	50,380	17,120	25.4%	COPR	HORWITH	JTLX188
06/05/06	06/29/06	NJA5297017	12117	34,220	49,600	(15,380)	-44.9%	COPR	HORWITH	NDYX316237
06/05/06	06/29/06	NJA5297018	12118	76,660	50,800	25,860	33.7%	COPR	HORWITH	JTLX188
06/05/06	07/18/06	NJA5297019	12119	60,580	50,860	9,720	16.0%	COPR	HORWITH	CHUX168
06/05/06	06/29/06	NJA5297020	12120	21,540	51,460	(29,920)	-138.9%	COPR	HORWITH	JTLX188
06/05/06	07/18/06	NJA5297021	12121	33,180	52,000	(18,820)	-56.7%	COPR	HORWITH	CHUX168
06/05/06	07/18/06	NJA5297022	12122	68,300	49,880	18,420	27.0%	COPR	HORWITH	CHUX168
06/05/06	07/18/06	NJA5297023	12123	33,200	50,860	(17,660)	-53.2%	COPR	HORWITH	CHUX168
06/05/06	07/18/06	NJA5297024	12124	17,440	49,560	(32,120)	-184.2%	COPR	HORWITH	CHUX192
06/05/06	07/18/06	NJA5297025	12125	67,580	52,500	15,080	22.3%	COPR	HORWITH	CHUX192
06/05/06	06/29/06	NJA5297026	12126	34,220	48,060	(13,840)	-40.4%	COPR	HORWITH	NDYX316237
06/05/06	07/18/06	NJA5297027	12127	70,840	51,640	19,200	27.1%	COPR	HORWITH	CHUX192
06/05/06	07/18/06	NJA5297028	12128	42,760	50,860	(8,100)	-18.9%	COPR	HORWITH	CHUX192
06/05/06	07/18/06	NJA5297029	12129	13,620	51,380	(37,760)	-277.2%	COPR	HORWITH	CHUX202
06/05/06	07/18/06	NJA5297030	12130	24,060	49,860	(25,800)	-107.2%	COPR	HORWITH	NDYX316039
06/05/06	07/18/06	NJA5297031	12131	68,060	50,320	17,740	26.1%	COPR	HORWITH	CHUX202
06/05/06	07/18/06	NJA5297032	12132	66,580	50,640	15,940	23.9%	COPR	HORWITH	CHUX202
06/05/06	07/18/06	NJA5297033	12133	7,000	49,400	(42,400)	-605.7%	COPR	HORWITH	NDYX316039
06/05/06	07/18/06	NJA5297034	12134	67,020	49,680	17,340	25.9%	COPR	HORWITH	NDYX316039
06/05/06	07/18/06	NJA5297035	12135	49,640	51,460	(1,820)	-3.7%	COPR	HORWITH	CHUX202
06/05/06	07/18/06	NJA5297036	12136	77,000	51,040	25,960	33.7%	COPR	HORWITH	CHUX201
06/05/06	07/18/06	NJA5297037	12137	68,720	50,640	18,080	26.3%	COPR	HORWITH	CHUX201
06/05/06	07/18/06	NJA5297038	12138	27,220	50,040	(22,820)	-83.8%	COPR	HORWITH	CHUX201
06/05/06	07/18/06	NJA5297039	12139	93,400	48,640	44,760	47.9%	COPR	HORWITH	NDYX316039
06/05/06	07/18/06	NJA5297040	12140	27,220	50,720	(23,500)	-86.3%	COPR	HORWITH	CHUX201
06/06/06	07/18/06	NJA5297041	12141	70,380	51,880	18,500	26.3%	COPR	HORWITH	CHUX203
06/06/06	07/18/06	NJA5297042	12142	51,860	52,080	(220)	-0.4%	COPR	HORWITH	CHUX203
06/06/06	07/18/06	NJA5297043	12143	21,280	49,480	(28,200)	-132.5%	COPR	HORWITH	NDYX316026
06/06/06	07/18/06	NJA5297044	12144	67,220	51,260	15,960	23.7%	COPR	HORWITH	CHUX203
06/06/06	07/18/06	NJA5297045	12145	8,840	51,300	(42,460)	-480.3%	COPR	HORWITH	CHUX203
06/06/06	06/29/06	NJA5297046	12146	37,020	50,000	(12,980)	-35.1%	COPR	HORWITH	CHUX102
06/06/06	06/29/06	NJA5297047	12147	63,620	51,980	11,640	18.3%	COPR	HORWITH	CHUX102
06/06/06	06/29/06	NJA5297048	12148	67,820	51,100	16,720	24.7%	COPR	HORWITH	CHUX102
06/06/06	06/29/06	NJA5297049	12149	33,120	50,340	(17,220)	-52.0%	COPR	HORWITH	CHUX102
06/06/06	06/29/06	NJA5297050	12150	37,340	50,760	(13,420)	-35.9%	COPR	HORWITH	DJLX98504
06/06/06	06/29/06	NJA5297051	12151	76,500	51,520	24,980	32.7%	COPR	HORWITH	DJLX98504
06/06/06	06/29/06	NJA5297052	12152	38,260	50,640	(12,380)	-32.4%	COPR	HORWITH	DJLX98504
06/06/06	06/29/06	NJA5297053	12153	38,280	50,440	(12,160)	-31.8%	COPR	HORWITH	DJLX98504
06/06/06	06/29/06	NJA5297054	12154	68,540	50,620	17,920	26.1%	COPR	HORWITH	CHUX155
06/06/06	06/29/06	NJA5297055	12155	68,180	51,560	16,620	24.4%	COPR	HORWITH	CHUX155
06/06/06	07/18/06	NJA5297056	12156	68,160	49,000	19,160	28.1%	COPR	HORWITH	NDYX316026
06/06/06	06/29/06	NJA5297057	12157	32,940	51,660	(18,720)	-56.8%	COPR	HORWITH	CHUX155
06/06/06	06/29/06	NJA5297058	12158	32,920	50,140	(17,220)	-52.3%	COPR	HORWITH	CHUX155
06/06/06	06/29/06	NJA5297059	12159	63,060	51,300	11,760	18.6%	COPR	HORWITH	CHUX156
06/06/06	06/29/06	NJA5297060	12160	68,460	52,140	16,320	23.8%	COPR	HORWITH	CHUX156
06/06/06	06/29/06	NJA5297061	12161	35,060	51,820	(16,760)	-47.8%	COPR	HORWITH	CHUX156
06/06/06	06/29/06	NJA5297062	12162	35,060	50,780	(15,720)	-44.8%	COPR	HORWITH	CHUX156
06/06/06	06/29/06	NJA5297063	12163	66,600	50,120	16,480	24.7%	COPR	HORWITH	JTLX30102
06/06/06	07/18/06	NJA5297064	12164	68,120	48,400	19,720	28.9%	COPR	HORWITH	NDYX316026
06/06/06	06/29/06	NJA5297065	12165	76,500	50,460	26,040	34.0%	COPR	HORWITH	JTLX30102
06/06/06	07/18/06	NJA5297066	12166	29,100	49,540	(20,440)	-70.2%	COPR	HORWITH	NDYX316026
06/06/06	06/29/06	NJA5297067	12167	28,280	51,980	(23,700)	-83.8%	COPR	HORWITH	JTLX30102
06/06/06	06/29/06	NJA5297068	12168	19,860	48,620	(28,760)	-144.8%	COPR	HORWITH	NOKL316093
06/06/06	06/29/06	NJA5297069	12169	28,280	52,580	(24,300)	-85.9%	COPR	HORWITH	JTLX30102
06/06/06	06/29/06	NJA5297070	12170	36,640	50,120	(13,480)	-36.8%	COPR	HORWITH	CHUX197
06/06/06	06/29/06	NJA5297071	12171	67,200	51,740	15,460	23.0%	COPR	HORWITH	CHUX197
06/06/06	06/29/06	NJA5297072	12172	23,440	51,620	(28,180)	-120.2%	COPR	HORWITH	CHUX197
06/06/06	06/29/06	NJA5297073	12173	67,760	52,000	15,760	23.3%	COPR	HORWITH	CHUX197
06/06/06	06/29/06	NJA5297074	12174	68,140	49,320	18,820	27.6%	COPR	HORWITH	NOKL316093
06/06/06	06/29/06	NJA5297075	12175	35,580	50,540	(14,960)	-42.0%	COPR	HORWITH	CHUX206
06/06/06	06/29/06	NJA5297076	12176	67,740	50,720	17,020	25.1%	COPR	HORWITH	CHUX206
06/06/06	06/29/06	NJA5297077	12177	68,180	49,280	18,900	27.7%	COPR	HORWITH	NOKL316093
06/06/06	06/29/06	NJA5297078	12178	66,840	50,940	15,900	23.8%	COPR	HORWITH	CHUX206
06/06/06	06/29/06	NJA5297079	12179	35,040	49,360	(14,320)	-40.9%	COPR	HORWITH	NOKL316093
06/06/06	06/29/06	NJA5297080	12180	31,200	51,220	(20,020)	-64.2%	COPR	HORWITH	CHUX206
06/06/06	06/29/06	NJA5297081	12181	37,960	50,640	(12,680)	-33.4%	COPR	HORWITH	CHUX198
06/06/06	06/29/06	NJA5297082	12182	67,280	51,440	15,840	23.5%	COPR	HORWITH	CHUX198
06/06/06	06/29/06	NJA5297083	12183	67,180	50,580	16,600	24.7%	COPR	HORWITH	CHUX198
06/06/06	06/29/06	NJA5297084	12184	31,540	49,580	(18,040)	-57.2%	COPR	HORWITH	CHUX198
06/06/06	06/29/06	NJA5297085	12185	68,020	51,200	16,820	24.7%	COPR	HORWITH	JTLX74
06/06/06	06/29/06	NJA5297086	12186	31,060	50,680	(19,620)	-63.2%	COPR	HORWITH	JTLX74
06/06/06	06/29/06	NJA5297087	12187	36,640	51,880	(15,240)	-41.6%	COPR	HORWITH	JTLX74

Honeywell

HONEYWELL SA-7 USE HAZARDOUS WASTE TRACKING (2006)										
Date Shipped	Date of Return Manifest	State Manifest	Man. Doc #	Facilty Manifest Weight (lbs)	Estimated Weight (lbs)	Manifest - Estimate (lbs)	Man. - Estimate (%)	Material	Transporter	RAILCAR #
06/06/06	06/29/06	NJA5297088	12188	63,220	49,920	13,300	21.0%	COPR	HORWITH	JTLX74
06/06/06	07/18/06	NJA5297089	12189	59,160	49,380	9,780	16.5%	COPR	HORWITH	CHUX165
06/06/06	07/18/06	NJA5297090	12190	66,880	51,980	14,900	22.3%	COPR	HORWITH	CHUX165
06/06/06	07/18/06	NJA5297091	12191	33,660	49,360	(15,700)	-46.6%	COPR	HORWITH	CHUX165
06/06/06	07/18/06	NJA5297092	12192	33,660	50,840	(17,180)	-51.0%	COPR	HORWITH	CHUX165
06/06/06	07/18/06	NJA5297093	12193	76,540	48,940	27,600	36.1%	COPR	HORWITH	JTLX236
06/06/06	07/18/06	NJA5297094	12194	68,360	50,100	18,260	26.7%	COPR	HORWITH	JTLX236
06/07/06	07/18/06	NJA5297095	12195	68,580	50,360	18,220	26.6%	COPR	HORWITH	JTLX4051
06/07/06	07/18/06	NJA5297096	12196	43,400	49,440	(6,040)	-13.9%	COPR	HORWITH	NDYX316147
06/07/06	07/18/06	NJA5297097	12197	67,620	51,460	16,160	23.9%	COPR	HORWITH	JTLX4051
06/07/06	07/18/06	NJA5297098	12198	34,120	50,040	(15,920)	-46.7%	COPR	HORWITH	JTLX4051
06/07/06	07/18/06	NJA5297099	12199	34,120	50,840	(16,720)	-49.0%	COPR	HORWITH	JTLX4051
06/07/06	07/18/06	NJA5297101	12200	19,260	50,960	(31,700)	-164.6%	COPR	HORWITH	JTLX276
06/07/06	07/18/06	NJA5297102	12201	68,880	49,680	19,200	27.9%	COPR	HORWITH	NDYX316147
06/07/06	07/18/06	NJA5297103	12202	67,920	50,640	17,280	25.4%	COPR	HORWITH	JTLX276
06/07/06	07/18/06	NJA5297104	12203	67,040	50,420	16,620	24.8%	COPR	HORWITH	CHUX149
06/07/06	07/18/06	NJA5297105	12204	66,160	50,260	15,900	24.0%	COPR	HORWITH	JTLX276
06/07/06	07/18/06	NJA5297106	12205	47,340	51,260	(3,920)	-8.3%	COPR	HORWITH	JTLX276
06/07/06	07/18/06	NJA5297107	12206	20,300	51,200	(30,900)	-152.2%	COPR	HORWITH	CHUX149
06/07/06	07/18/06	NJA5297108	12207	70,660	50,240	20,420	28.9%	COPR	HORWITH	CHUX149
06/07/06	07/18/06	NJA5297109	12208	70,620	49,280	21,340	30.2%	COPR	HORWITH	NDYX316147
06/07/06	07/18/06	NJA5297110	12209	38,480	52,520	(14,040)	-36.5%	COPR	HORWITH	CHUX149
06/07/06	07/18/06	NJA5297111	12210	38,480	50,160	(11,680)	-30.4%	COPR	HORWITH	CHUX148
06/07/06	07/18/06	NJA5297112	12211	76,540	50,620	25,920	33.9%	COPR	HORWITH	CHUX148
06/07/06	07/18/06	NJA5297113	12212	67,920	51,120	16,800	24.7%	COPR	HORWITH	CHUX148
06/07/06	07/18/06	NJA5297114	12213	22,980	51,200	(28,220)	-122.8%	COPR	HORWITH	CHUX148
06/07/06	07/18/06	NJA5297115	12214	49,480	50,080	(600)	-1.2%	COPR	HORWITH	JTLX30133
06/07/06	07/18/06	NJA5297116	12215	8,740	49,000	(40,260)	-460.6%	COPR	HORWITH	NDYX316147
06/07/06	06/29/06	NJA5297117	12216	67,700	49,040	18,660	27.6%	COPR	HORWITH	NDYX316152
06/07/06	07/18/06	NJA5297118	12217	67,680	50,720	16,960	25.1%	COPR	HORWITH	JTLX30133
06/07/06	06/29/06	NJA5297119	12218	22,760	48,400	(25,640)	-112.7%	COPR	HORWITH	NDYX316152
06/07/06	07/18/06	NJA5297120	12219	38,560	50,000	(11,440)	-29.7%	COPR	HORWITH	JTLX30133
06/07/06	07/18/06	NJA5297121	12220	38,560	53,040	(14,480)	-37.6%	COPR	HORWITH	JTLX30133
06/07/06	06/29/06	NJA5297122	12221	67,360	49,620	17,740	26.3%	COPR	HORWITH	NDYX316152
06/07/06	07/18/06	NJA5297123	12222	33,120	50,020	(16,900)	-51.0%	COPR	HORWITH	JTLX236
06/07/06	07/18/06	NJA5297125	12223	76,640	50,640	26,000	33.9%	COPR	HORWITH	CHUX167
06/07/06	07/18/06	NJA5297126	12224	33,100	50,400	(17,300)	-52.3%	COPR	HORWITH	JTLX236
06/07/06	07/18/06	NJA5297127	12225	76,240	49,740	26,500	34.8%	COPR	HORWITH	CHUX167
06/07/06	07/18/06	NJA5297128	12226	24,740	51,340	(26,600)	-107.5%	COPR	HORWITH	CHUX167
06/07/06	07/18/06	NJA5297129	12227	24,740	51,780	(27,040)	-109.3%	COPR	HORWITH	CHUX167
06/07/06	07/18/06	NJA5297130	12228	68,040	48,400	19,640	28.9%	COPR	HORWITH	CHUX127
06/07/06	07/18/06	NJA5297131	12229	67,800	49,900	17,900	26.4%	COPR	HORWITH	CHUX127
06/07/06	07/18/06	NJA5297132	12230	27,800	49,400	(21,600)	-77.7%	COPR	HORWITH	CHUX127
06/07/06	07/18/06	NJA5297133	12231	27,780	50,800	(23,020)	-82.9%	COPR	HORWITH	CHUX127
06/07/06	07/18/06	NJA5297134	12232	68,040	50,640	17,400	25.6%	COPR	HORWITH	CHUX196
06/07/06	06/29/06	NJA5297135	12233	29,820	46,860	(17,040)	-57.1%	COPR	HORWITH	NDYX316152
06/07/06	07/18/06	NJA5297136	12234	70,200	48,240	21,960	31.3%	COPR	HORWITH	CHUX196
06/07/06	07/18/06	NJA5297137	12235	33,600	48,500	(14,900)	-44.3%	COPR	HORWITH	CHUX196
06/07/06	07/18/06	NJA5297138	12236	33,600	50,900	(17,300)	-51.5%	COPR	HORWITH	CHUX196
06/07/06	07/18/06	NJA5297139	12237	67,820	51,200	16,620	24.5%	COPR	HORWITH	CHUX189
06/07/06	07/18/06	NJA5297140	12238	67,960	50,600	17,360	25.5%	COPR	HORWITH	CHUX189
06/07/06	07/18/06	NJA5297141	12239	33,940	52,080	(18,140)	-53.4%	COPR	HORWITH	CHUX189
06/07/06	07/18/06	NJA5297142	12240	33,940	53,180	(19,240)	-56.7%	COPR	HORWITH	CHUX189
06/07/06	07/18/06	NJA5297143	12241	66,480	50,940	15,540	23.4%	COPR	HORWITH	JTLX30121
06/07/06	07/18/06	NJA5297144	12242	67,460	53,460	14,000	20.8%	COPR	HORWITH	JTLX30121
06/07/06	07/18/06	NJA5297145	12243	68,140	50,400	17,740	26.0%	COPR	HORWITH	CHUX145
06/07/06	07/18/06	NJA5297146	12244	33,540	51,520	(17,980)	-53.6%	COPR	HORWITH	JTLX30121
06/07/06	07/18/06	NJA5297147	12245	33,540	49,340	(15,800)	-47.1%	COPR	HORWITH	JTLX30121
06/07/06	07/18/06	NJA5297148	12246	70,620	51,780	18,840	26.7%	COPR	HORWITH	CHUX145
06/07/06	07/18/06	NJA5297149	12247	25,640	50,920	(25,280)	-98.6%	COPR	HORWITH	CHUX145
06/07/06	07/18/06	NJA5297150	12248	25,660	47,400	(21,740)	-84.7%	COPR	HORWITH	CHUX145
06/08/06	07/26/06	NJA5297151	12249	12,200	50,900	(38,700)	-317.2%	COPR	HORWITH	JTLX30153
06/08/06	07/26/06	NJA5297152	12250	69,180	51,120	18,060	26.1%	COPR	HORWITH	JTLX30153
06/08/06	07/26/06	NJA5297153	12251	18,600	51,000	(32,400)	-174.2%	COPR	HORWITH	JTLX30153
06/08/06	07/26/06	NJA5297154	12252	63,520	50,280	13,240	20.8%	COPR	HORWITH	JTLX30153
06/08/06	07/18/06	NJA5297155	12253	68,260	52,720	15,540	22.8%	COPR	HORWITH	JTLX265
06/08/06	07/18/06	NJA5297156	12254	26,380	49,920	(23,540)	-89.2%	COPR	HORWITH	JTLX265
06/08/06	07/18/06	NJA5297157	12255	70,520	50,500	20,020	28.4%	COPR	HORWITH	JTLX265
06/08/06	07/18/06	NJA5297158	12256	37,200	51,880	(14,680)	-39.5%	COPR	HORWITH	JTLX265
06/08/06	07/18/06	NJA5297159	12257	29,220	50,580	(21,360)	-73.1%	COPR	HORWITH	JTLX168
06/08/06	07/18/06	NJA5297160	12258	76,560	51,740	24,820	32.4%	COPR	HORWITH	JTLX168
06/08/06	07/18/06	NJA5297161	12259	76,020	52,080	23,940	31.5%	COPR	HORWITH	JTLX168
06/08/06	07/18/06	NJA5297162	12260	21,180	50,380	(29,200)	-137.9%	COPR	HORWITH	JTLX168
06/08/06	07/18/06	NJA5297163	12261	45,000	48,800	(3,800)	-8.4%	COPR	HORWITH	NDYX316060
06/08/06	07/18/06	NJA5297164	12262	61,480	52,560	8,920	14.5%	COPR	HORWITH	CHUX169

Honeywell

HONEYWELL SA-7 USE HAZARDOUS WASTE TRACKING (2006)										
Date Shipped	Date of Return Manifest	State Manifest	Man. Doc #	Facilty Manifest Weight (lbs)	Estimated Weight (lbs)	Manifest - Estimate (lbs)	Man. - Estimate (%)	Material	Transporter	RAILCAR #
06/08/06	07/18/06	NJA5297165	12263	67,300	51,560	15,740	23.4%	COPR	HORWITH	CHUX169
06/08/06	07/18/06	NJA5297166	12264	33,800	51,420	(17,620)	-52.1%	COPR	HORWITH	CHUX169
06/08/06	07/18/06	NJA5297167	12265	33,820	51,120	(17,300)	-51.2%	COPR	HORWITH	CHUX169
06/08/06	07/18/06	NJA5297168	12266	76,360	50,220	26,140	34.2%	COPR	HORWITH	CHUX186
06/08/06	07/18/06	NJA5297169	12267	76,360	49,960	26,400	34.6%	COPR	HORWITH	CHUX186
06/08/06	07/18/06	NJA5297170	12268	23,920	51,120	(27,200)	-113.7%	COPR	HORWITH	CHUX186
06/08/06	07/18/06	NJA5297171	12269	23,900	50,540	(26,640)	-111.5%	COPR	HORWITH	CHUX186
06/08/06	07/18/06	NJA5297172	12270	48,620	52,040	(3,420)	-7.0%	COPR	HORWITH	CHUX158
06/08/06	07/31/06	NJA5297173	12271	22,340	47,960	(25,620)	-114.7%	COPR	HORWITH	NDYX316024
06/08/06	07/18/06	NJA5297174	12272	64,760	47,080	17,680	27.3%	COPR	HORWITH	NDYX316060
06/08/06	07/18/06	NJA5297175	12273	64,060	48,860	15,200	23.7%	COPR	HORWITH	NDYX316060
06/08/06	07/18/06	NJA5297176	12274	18,920	51,500	(32,580)	-172.2%	COPR	HORWITH	NDYX316060
06/08/06	07/18/06	NJA5297177	12275	70,080	50,880	19,200	27.4%	COPR	HORWITH	CHUX158
06/08/06	07/31/06	NJA5297178	12276	71,080	48,740	22,340	31.4%	COPR	HORWITH	NDYX316024
06/08/06	07/18/06	NJA5297179	12277	12,780	50,260	(37,480)	-293.3%	COPR	HORWITH	CHUX158
06/08/06	07/18/06	NJA5297180	12278	66,600	52,260	14,340	21.5%	COPR	HORWITH	CHUX158
06/08/06	07/31/06	NJA5297181	12279	67,460	50,580	16,880	25.0%	COPR	HORWITH	NDYX316024
06/08/06	07/31/06	NJA5297183	12280	33,260	52,560	(19,300)	-58.0%	COPR	HORWITH	JTLX30135
06/08/06	07/31/06	NJA5297184	12281	64,280	51,500	12,780	19.9%	COPR	HORWITH	JTLX30135
06/08/06	07/31/06	NJA5297185	12282	64,100	51,540	12,560	19.6%	COPR	HORWITH	JTLX30135
06/08/06	07/31/06	NJA5297186	12283	45,340	52,060	(6,720)	-14.8%	COPR	HORWITH	JTLX30135
06/08/06	07/26/06	NJA5297187	12284	16,280	50,800	(34,520)	-212.0%	COPR	HORWITH	CHUX111
06/08/06	07/26/06	NJA5297188	12285	67,580	51,760	15,820	23.4%	COPR	HORWITH	CHUX111
06/08/06	07/26/06	NJA5297189	12286	67,280	51,780	15,500	23.0%	COPR	HORWITH	CHUX111
06/08/06	07/26/06	NJA5297190	12287	51,920	51,420	500	1.0%	COPR	HORWITH	CHUX111
06/08/06	07/18/06	NJA5297191	12288	49,040	50,720	(1,680)	-3.4%	COPR	HORWITH	JTLX30126
06/08/06	07/18/06	NJA5297192	12289	68,480	52,560	15,920	23.2%	COPR	HORWITH	JTLX30126
06/08/06	07/31/06	NJA5297193	12290	29,760	49,980	(20,220)	-67.9%	COPR	HORWITH	NDYX316024
06/08/06	07/18/06	NJA5297194	12291	36,360	51,640	(15,280)	-42.0%	COPR	HORWITH	JTLX30126
06/08/06	07/18/06	NJA5297195	12292	51,540	50,420	1,120	2.2%	COPR	HORWITH	JTLX30126
06/08/06	07/18/06	NJA5297196	12293	67,740	51,280	16,460	24.3%	COPR	HORWITH	CHUX173
06/08/06	07/26/06	NJA5297197	12294	76,340	50,280	26,060	34.1%	COPR	HORWITH	NDYX316211
06/08/06	07/26/06	NJA5297198	12295	76,740	50,080	26,660	34.7%	COPR	HORWITH	NDYX316211
06/08/06	07/18/06	NJA5297199	12296	53,220	51,700	1,520	2.9%	COPR	HORWITH	CHUX173
06/08/06	07/18/06	NJA5297200	12297	62,200	51,340	10,860	17.5%	COPR	HORWITH	CHUX173
06/08/06	07/18/06	NJA5297201	12298	19,060	51,200	(32,140)	-168.6%	COPR	HORWITH	CHUX173
06/08/06	07/18/06	NJA5297202	12299	54,860	50,720	4,140	7.5%	COPR	HORWITH	JTLX30155
06/08/06	07/18/06	NJA5297203	12300	62,080	51,380	10,700	17.2%	COPR	HORWITH	JTLX30155
06/08/06	07/18/06	NJA5297204	12301	14,140	51,340	(37,200)	-263.1%	COPR	HORWITH	JTLX30155
06/08/06	07/18/06	NJA5297205	12302	68,240	51,480	16,760	24.6%	COPR	HORWITH	JTLX30155
06/09/06	07/18/06	NJA5297206	12303	29,960	50,300	(20,340)	-67.9%	COPR	HORWITH	JTLX283
06/09/06	07/18/06	NJA5297208	12304	65,940	50,280	15,660	23.7%	COPR	HORWITH	JTLX283
06/09/06	07/18/06	NJA5297210	12305	67,760	50,020	17,740	26.2%	COPR	HORWITH	JTLX283
06/09/06	07/18/06	NJA5297211	12306	42,220	52,760	(10,540)	-25.0%	COPR	HORWITH	JTLX283
06/09/06	07/18/06	NJA5297212	12307	28,160	50,460	(22,300)	-79.2%	COPR	HORWITH	CEFX35247
06/09/06	07/18/06	NJA5297213	12308	59,420	49,540	9,880	16.6%	COPR	HORWITH	NDYX316022
06/09/06	07/18/06	NJA5297214	12309	76,860	49,780	27,080	35.2%	COPR	HORWITH	NDYX316022
06/09/06	07/18/06	NJA5297215	12310	28,660	50,180	(21,520)	-75.1%	COPR	HORWITH	NDYX316022
06/09/06	07/18/06	NJA5297216	12311	28,680	49,640	(20,960)	-73.1%	COPR	HORWITH	NDYX316022
06/09/06	07/18/06	NJA5297218	12312	66,740	50,540	16,200	24.3%	COPR	HORWITH	CEFX35247
06/09/06	07/18/06	NJA5297219	12313	76,340	50,800	25,540	33.5%	COPR	HORWITH	CEFX35247
06/09/06	07/18/06	NJA5297220	12314	28,980	52,100	(23,120)	-79.8%	COPR	HORWITH	CEFX35247
06/09/06	07/18/06	NJA5297221	12315	47,300	52,020	(4,720)	-10.0%	COPR	HORWITH	JTLX80
06/09/06	07/18/06	NJA5297222	12316	67,980	50,720	17,260	25.4%	COPR	HORWITH	JTLX80
06/09/06	07/18/06	NJA5297223	12317	66,020	51,660	14,360	21.8%	COPR	HORWITH	JTLX80
06/09/06	07/18/06	NJA5297224	12318	20,620	50,800	(30,180)	-146.4%	COPR	HORWITH	JTLX80
06/09/06	07/18/06	NJA5277225	12319	50,500	50,820	(320)	-0.6%	COPR	HORWITH	JTLX185
06/09/06	07/18/06	NJA5277226	12320	67,620	52,000	15,620	23.1%	COPR	HORWITH	JTLX185
06/09/06	07/18/06	NJA5297227	12321	66,760	50,960	15,800	23.7%	COPR	HORWITH	JTLX185
06/09/06	07/18/06	NJA5297228	12322	35,420	49,400	(13,980)	-39.5%	COPR	HORWITH	NDYX316144
06/09/06	07/18/06	NJA5297229	12323	70,440	49,600	20,840	29.6%	COPR	HORWITH	NDYX316144
06/09/06	07/26/06	NJA5297230	12324	19,080	49,180	(30,100)	-157.8%	COPR	HORWITH	NDYX316211
06/09/06	07/18/06	NJA5297231	12325	17,740	50,160	(32,420)	-182.8%	COPR	HORWITH	JTLX185
06/09/06	07/18/06	NJA5297232	12326	10,920	51,420	(40,500)	-370.9%	COPR	HORWITH	JTLX30138
06/09/06	07/18/06	NJA5297233	12327	67,700	49,720	17,980	26.6%	COPR	HORWITH	JTLX30138
06/09/06	07/18/06	NJA5297234	12328	66,220	51,240	14,980	22.6%	COPR	HORWITH	JTLX30138
06/09/06	07/26/06	NJA5298435	12329	19,080	49,160	(30,080)	-157.7%	COPR	HORWITH	NDYX316211
06/09/06	07/18/06	NJA5298436	12330	59,280	52,220	7,060	11.9%	COPR	HORWITH	JTLX30138
06/09/06	07/18/06	NJA5298437	12331	12,620	50,660	(38,040)	-301.4%	COPR	HORWITH	JTLX277
06/09/06	07/18/06	NJA5298438	12332	77,420	50,740	26,680	34.5%	COPR	HORWITH	JTLX277
06/09/06	07/18/06	NJA5298439	12333	67,240	48,340	18,900	28.1%	COPR	HORWITH	NDYX316144
06/09/06	07/18/06	NJA5298440	12334	76,100	51,240	24,860	32.7%	COPR	HORWITH	JTLX277
06/09/06	07/18/06	NJA5298441	12335	70,680	50,780	19,900	28.2%	COPR	HORWITH	JTLX30127
06/09/06	07/18/06	NJA5298442	12336	33,260	50,880	(17,620)	-53.0%	COPR	HORWITH	JTLX277
06/09/06	07/18/06	NJA5298443	12337	8,820	51,100	(42,280)	-479.4%	COPR	HORWITH	JTLX30127
06/09/06	07/18/06	NJA5298444	12338	68,080	50,440	17,640	25.9%	COPR	HORWITH	JTLX30127
06/09/06	07/18/06	NJA5298445	12339	53,760	51,240	2,520	4.7%	COPR	HORWITH	JTLX30127

HONEYWELL SA-7 USE HAZARDOUS WASTE TRACKING (2006)										
Date Shipped	Date of Return Manifest	State Manifest	Man. Doc #	Facilty Manifest Weight (lbs)	Estimated Weight (lbs)	Manifest - Estimate (lbs)	Man. - Estimate (%)	Material	Transporter	RAILCAR #
06/09/06	07/31/06	NJA5298446	12340	11,920	51,800	(39,880)	-334.6%	COPR	HORWITH	JTLX192
06/09/06	07/31/06	NJA5298447	12341	64,100	50,740	13,360	20.8%	COPR	HORWITH	JTLX192
06/09/06	07/31/06	NJA5298448	12342	63,780	51,240	12,540	19.7%	COPR	HORWITH	JTLX192
06/09/06	07/31/06	NJA5298449	12343	59,080	50,300	8,780	14.9%	COPR	HORWITH	JTLX192
06/09/06	07/31/06	NJA5298450	12344	76,280	50,540	25,740	33.7%	COPR	HORWITH	CHUX131
06/09/06	07/31/06	NJA5298451	12345	76,480	51,480	25,000	32.7%	COPR	HORWITH	CHUX131
06/09/06	07/31/06	NJA5298452	12346	27,140	51,860	(24,720)	-91.1%	COPR	HORWITH	CHUX131
06/09/06	07/31/06	NJA5298453	12347	27,160	52,100	(24,940)	-91.8%	COPR	HORWITH	CHUX131
06/09/06	07/18/06	NJA5298454	12348	25,260	48,760	(23,500)	-93.0%	COPR	HORWITH	NDYX316144
06/09/06	07/18/06	NJA5298455	12349	11,320	50,380	(39,060)	-345.1%	COPR	HORWITH	CHUX134
06/09/06	07/18/06	NJA5298456	12350	67,420	52,560	14,860	22.0%	COPR	HORWITH	CHUX134
06/09/06	07/18/06	NJA5298457	12351	54,480	50,660	3,820	7.0%	COPR	HORWITH	CHUX134
06/09/06	07/18/06	NJA5298458	12352	66,360	52,400	13,960	21.0%	COPR	HORWITH	CHUX134
06/09/06	07/18/06	NJA5298459	12353	11,280	49,720	(38,440)	-340.8%	COPR	HORWITH	CHUX136
06/09/06	07/18/06	NJA5298460	12354	67,560	51,920	15,640	23.1%	COPR	HORWITH	CHUX136
06/09/06	07/18/06	NJA5298461	12355	55,200	51,460	3,740	6.8%	COPR	HORWITH	CHUX136
06/09/06	07/18/06	NJA5298462	12356	66,800	50,760	16,040	24.0%	COPR	HORWITH	CHUX136
06/12/06	07/18/06	NJA5298463	12357	66,760	50,200	16,560	24.8%	COPR	HORWITH	CHUX119
06/12/06	07/26/06	NJA5298464	12358	71,000	49,680	21,320	30.0%	COPR	HORWITH	NDYX316052
06/12/06	07/18/06	NJA5298465	12359	61,520	51,460	10,060	16.4%	COPR	HORWITH	CHUX119
06/12/06	07/18/06	NJA5298466	12360	67,260	51,820	15,440	23.0%	COPR	HORWITH	CHUX119
06/12/06	07/18/06	NJA5298467	12361	12,860	51,200	(38,340)	-298.1%	COPR	HORWITH	CHUX119
06/12/06	07/18/06	NJA5298468	12362	65,520	51,680	13,840	21.1%	COPR	HORWITH	NDYX320472
06/12/06	07/18/06	NJA5298469	12363	66,980	49,900	17,080	25.5%	COPR	HORWITH	NDYX320472
06/12/06	07/26/06	NJA5298470	12364	68,480	48,480	20,000	29.2%	COPR	HORWITH	NDYX316052
06/12/06	07/18/06	NJA5298471	12365	33,380	50,620	(17,240)	-51.6%	COPR	HORWITH	NDYX320472
06/12/06	07/18/06	NJA5298472	12366	33,380	50,800	(17,420)	-52.2%	COPR	HORWITH	NDYX320472
06/12/06	07/18/06	NJA5298473	12367	67,920	50,540	17,380	25.6%	COPR	HORWITH	JTLX30120
06/12/06	07/18/06	NJA5298474	12368	70,040	50,800	19,240	27.5%	COPR	HORWITH	JTLX30120
06/12/06	07/18/06	NJA5298475	12369	31,620	50,980	(19,360)	-61.2%	COPR	HORWITH	JTLX30120
06/12/06	07/18/06	NJA5298476	12370	32,400	51,140	(18,740)	-57.8%	COPR	HORWITH	JTLX30120
06/12/06	07/18/06	NJA5298477	12371	13,120	51,120	(38,000)	-289.6%	COPR	HORWITH	JTLX30159
06/12/06	07/18/06	NJA5298478	12372	76,420	50,900	25,520	33.4%	COPR	HORWITH	JTLX30159
06/12/06	07/26/06	NJA5298479	12373	29,400	49,680	(20,280)	-69.0%	COPR	HORWITH	NDYX316052
06/12/06	07/18/06	NJA5298480	12374	76,280	50,040	26,240	34.4%	COPR	HORWITH	JTLX30159
06/12/06	07/18/06	NJA5298481	12375	34,100	50,980	(16,880)	-49.5%	COPR	HORWITH	JTLX30159
06/12/06	07/18/06	NJA5298482	12376	76,460	52,020	24,440	32.0%	COPR	HORWITH	JTLX105
06/12/06	07/18/06	NJA5298483	12377	25,900	51,180	(25,280)	-97.6%	COPR	HORWITH	JTLX105
06/12/06	07/18/06	NJA5298484	12378	76,020	50,640	25,380	33.4%	COPR	HORWITH	JTLX105
06/12/06	07/18/06	NJA5298485	12379	25,920	51,880	(25,960)	-100.2%	COPR	HORWITH	JTLX105
06/12/06	07/31/06	NJA5298486	12380	24,380	51,240	(26,860)	-110.2%	COPR	HORWITH	JTLX30113
06/12/06	07/31/06	NJA5298487	12381	65,320	50,900	14,420	22.1%	COPR	HORWITH	JTLX30113
06/12/06	07/31/06	NJA5298488	12382	67,060	49,500	17,560	26.2%	COPR	HORWITH	JTLX30113
06/12/06	07/31/06	NJA5298489	12383	44,060	51,320	(7,260)	-16.5%	COPR	HORWITH	JTLX30113
06/12/06	07/26/06	NJA5298490	12384	29,380	47,980	(18,600)	-63.3%	COPR	HORWITH	NDYX316052
06/12/06	07/18/06	NJA5298493	12385	67,280	51,320	15,960	23.7%	COPR	HORWITH	JTLX239
06/12/06	07/18/06	NJA5298492	12386	59,860	50,140	9,720	16.2%	COPR	HORWITH	JTLX239
06/12/06	07/18/06	NJA5298494	12387	34,740	51,520	(16,780)	-48.3%	COPR	HORWITH	JTLX239
06/12/06	07/18/06	NJA5298495	12388	35,320	50,780	(15,460)	-43.8%	COPR	HORWITH	JTLX30104
06/12/06	07/18/06	NJA5298496	12389	34,740	51,160	(16,420)	-47.3%	COPR	HORWITH	JTLX239
06/12/06	07/18/06	NJA5298497	12390	70,140	51,260	18,880	26.9%	COPR	HORWITH	JTLX30104
06/12/06	07/18/06	NJA5298498	12391	23,720	48,380	(24,660)	-104.0%	COPR	HORWITH	NDYX316178
06/12/06	07/18/06	NJA5298499	12392	69,580	49,540	20,040	28.8%	COPR	HORWITH	NDYX316178
06/12/06	07/18/06	NJA5298500	12393	77,260	51,620	25,640	33.2%	COPR	HORWITH	JTLX30104
06/12/06	07/18/06	NJA5298501	12394	26,040	51,780	(25,740)	-98.8%	COPR	HORWITH	JTLX30104
06/12/06	07/18/06	NJA5298502	12395	50,540	51,540	(1,000)	-2.0%	COPR	HORWITH	JTLX141
06/12/06	07/18/06	NJA5298503	12396	70,080	49,520	20,560	29.3%	COPR	HORWITH	NDYX316178
06/12/06	07/18/06	NJA5298504	12397	76,760	51,160	25,600	33.4%	COPR	HORWITH	JTLX141
06/12/06	07/18/06	NJA5298505	12398	67,060	49,820	17,240	25.7%	COPR	HORWITH	JTLX141
06/12/06	07/18/06	NJA5298506	12399	7,400	52,560	(45,160)	-610.3%	COPR	HORWITH	JTLX141
06/12/06	07/18/06	NJA5298507	12400	31,460	52,900	(21,440)	-68.2%	COPR	HORWITH	NDYX320329
06/12/06	07/18/06	NJA5298508	12401	67,080	50,380	16,700	24.9%	COPR	HORWITH	NDYX320329
06/12/06	07/18/06	NJA5298509	12402	67,420	51,760	15,660	23.2%	COPR	HORWITH	NDYX320329
06/12/06	07/18/06	NJA5298510	12403	32,600	51,680	(19,080)	-58.5%	COPR	HORWITH	NDYX320329
06/12/06	07/18/06	NJA5298511	12404	14,160	51,320	(37,160)	-262.4%	COPR	HORWITH	NDYX320465
06/12/06	07/18/06	NJA5298512	12405	67,580	51,020	16,560	24.5%	COPR	HORWITH	NDYX320465
06/12/06	07/18/06	NJA5298513	12406	67,700	51,360	16,340	24.1%	COPR	HORWITH	NDYX320465
06/12/06	07/18/06	NJA5298514	12407	50,320	51,700	(1,380)	-2.7%	COPR	HORWITH	NDYX320465
06/12/06	07/18/06	NJA5298515	12408	14,640	50,640	(36,000)	-245.9%	COPR	HORWITH	JTLX177
06/12/06	07/18/06	NJA5298516	12409	67,700	51,440	16,260	24.0%	COPR	HORWITH	JTLX177
06/12/06	07/18/06	NJA5298517	12410	66,860	51,600	15,260	22.8%	COPR	HORWITH	JTLX177
06/12/06	07/18/06	NJA5298518	12411	29,260	50,240	(20,980)	-71.7%	COPR	HORWITH	NDYX316178
06/12/06	07/18/06	NJA5298519	12412	53,260	52,000	1,260	2.4%	COPR	HORWITH	JTLX177
06/12/06	07/18/06	NJA5298520	12413	47,740	51,540	(3,800)	-8.0%	COPR	HORWITH	JTLX30115

HONEYWELL SA-7 USE HAZARDOUS WASTE TRACKING (2006)										
Date Shipped	Date of Return Manifest	State Manifest	Man. Doc #	Facilty Manifest Weight (lbs)	Estimated Weight (lbs)	Manifest - Estimate (lbs)	Man. - Estimate (%)	Material	Transporter	RAILCAR #
06/12/06	07/18/06	NJA5298521	12414	76,640	50,540	26,100	34.1%	COPR	HORWITH	JTLX30115
06/12/06	07/18/06	NJA5298522	12415	37,980	50,380	(12,400)	-32.6%	COPR	HORWITH	JTLX30115
06/12/06	07/18/06	NJA5298523	12416	37,960	50,860	(12,900)	-34.0%	COPR	HORWITH	JTLX30115
06/13/06	07/26/06	NJA5298524	12417	13,260	51,480	(38,220)	-288.2%	COPR	HORWITH	CHUX162
06/13/06	07/26/06	NJA5298525	12418	67,300	51,280	16,020	23.8%	COPR	HORWITH	CHUX162
06/13/06	07/18/06	NJA5298526	12419	67,580	47,300	20,280	30.0%	COPR	HORWITH	NDYX316128
06/13/06	07/26/06	NJA5298527	12420	77,040	51,420	25,620	33.3%	COPR	HORWITH	CHUX162
06/13/06	07/18/06	NJA5298528	12421	21,460	51,240	(29,780)	-138.8%	COPR	HORWITH	JTLX30163
06/13/06	07/26/06	NJA5298529	12422	45,600	50,260	(4,660)	-10.2%	COPR	HORWITH	CHUX162
06/13/06	07/18/06	NJA5298530	12423	67,300	50,780	16,520	24.5%	COPR	HORWITH	JTLX30163
06/13/06	07/18/06	NJA5298531	12424	65,900	50,680	15,220	23.1%	COPR	HORWITH	JTLX30163
06/13/06	07/18/06	NJA5298532	12425	45,680	50,500	(4,820)	-10.6%	COPR	HORWITH	JTLX30163
06/13/06	07/18/06	NJA5298533	12426	66,760	49,480	17,280	25.9%	COPR	HORWITH	NDYX316128
06/13/06	07/18/06	NJA5298534	12427	68,620	51,200	17,420	25.4%	COPR	HORWITH	JTLX275
06/13/06	07/18/06	NJA5298535	12428	21,500	52,120	(30,620)	-142.4%	COPR	HORWITH	JTLX275
06/13/06	07/18/06	NJA5298536	12429	68,520	52,880	15,640	22.8%	COPR	HORWITH	JTLX275
06/13/06	07/18/06	NJA5298537	12430	49,400	52,200	(2,800)	-5.7%	COPR	HORWITH	JTLX275
06/13/06	07/26/06	NJA5298538	12431	76,600	53,160	23,440	30.6%	COPR	HORWITH	CHUX161
06/13/06	07/26/06	NJA5298539	12432	76,100	51,460	24,640	32.4%	COPR	HORWITH	CHUX161
06/13/06	07/26/06	NJA5298540	12433	25,100	50,260	(25,160)	-100.2%	COPR	HORWITH	CHUX161
06/13/06	07/26/06	NJA5298541	12434	25,880	50,560	(24,680)	-95.4%	COPR	HORWITH	CHUX161
06/13/06	07/26/06	NJA5298542	12435	25,120	51,600	(26,480)	-105.4%	COPR	HORWITH	CHUX115
06/13/06	07/26/06	NJA5298543	12436	67,140	49,820	17,320	25.8%	COPR	HORWITH	CHUX115
06/13/06	07/26/06	NJA5298544	12437	66,680	51,840	14,840	22.3%	COPR	HORWITH	CHUX115
06/13/06	07/18/06	NJA5298545	12438	26,520	49,020	(22,500)	-84.8%	COPR	HORWITH	NDYX316128
06/13/06	07/18/06	NJA5298546	12439	26,520	49,100	(22,580)	-85.1%	COPR	HORWITH	NDYX316128
06/13/06	07/26/06	NJA5298547	12440	41,460	50,540	(9,080)	-21.9%	COPR	HORWITH	CHUX115
06/13/06	07/18/06	NJA5298548	12441	25,400	49,860	(24,460)	-96.3%	COPR	HORWITH	JTLX30165
06/13/06	07/18/06	NJA5298549	12442	67,540	50,480	17,060	25.3%	COPR	HORWITH	JTLX30165
06/13/06	07/18/06	NJA5298550	12443	70,000	50,640	19,360	27.7%	COPR	HORWITH	JTLX30165
06/13/06	07/18/06	NJA5298551	12444	37,520	49,900	(12,380)	-33.0%	COPR	HORWITH	JTLX30165
06/13/06	07/18/06	NJA5298554	12447	22,920	50,820	(27,900)	-121.7%	COPR	HORWITH	JTLX30174
06/13/06	07/18/06	NJA5298552	12445	76,540	52,220	24,320	31.8%	COPR	HORWITH	JTLX30174
06/13/06	07/18/06	NJA5298553	12446	76,880	51,500	25,380	33.0%	COPR	HORWITH	JTLX30174
06/13/06	07/18/06	NJA5298555	12448	23,680	50,100	(26,420)	-111.6%	COPR	HORWITH	JTLX30174
06/13/06	07/26/06	NJA5298556	12449	29,780	51,660	(21,880)	-73.5%	COPR	HORWITH	CHUX139
06/13/06	07/31/06	NJA5298557	12450	49,760	49,760	0	0.0%	COPR	HORWITH	NDYX316002
06/13/06	07/26/06	NJA5298558	12451	67,360	50,660	16,700	24.8%	COPR	HORWITH	CHUX139
06/13/06	07/26/06	NJA5298559	12452	67,100	50,560	16,540	24.6%	COPR	HORWITH	CHUX139
06/13/06	07/26/06	NJA5298560	12453	32,700	50,620	(17,920)	-54.8%	COPR	HORWITH	CHUX139
06/13/06	07/31/06	NJA5298561	12454	67,520	49,840	17,680	26.2%	COPR	HORWITH	NDYX316002
06/13/06	07/31/06	NJA5298562	12455	32,300	50,320	(18,020)	-55.8%	COPR	HORWITH	NDYX316002
06/13/06	07/26/06	NJA5298563	12456	54,280	50,440	3,840	7.1%	COPR	HORWITH	NDYX320318
06/13/06	07/26/06	NJA5298564	12457	67,040	51,240	15,800	23.6%	COPR	HORWITH	NDYX320318
06/13/06	07/26/06	NJA5298565	12458	67,660	51,520	16,140	23.9%	COPR	HORWITH	NDYX320318
06/13/06	07/26/06	NJA5298566	12459	11,360	50,800	(39,440)	-347.2%	COPR	HORWITH	NDYX320318
06/13/06	07/18/06	NJA5298567	12460	29,940	52,340	(22,400)	-74.8%	COPR	HORWITH	JTLX232
06/13/06	07/18/06	NJA5298568	12461	67,600	51,140	16,460	24.3%	COPR	HORWITH	JTLX232
06/13/06	07/18/06	NJA5298569	12462	67,000	52,680	14,320	21.4%	COPR	HORWITH	JTLX232
06/13/06	07/18/06	NJA5298570	12463	51,280	51,720	(440)	-0.9%	COPR	HORWITH	JTLX232
06/13/06	07/31/06	NJA5298571	12464	67,020	51,140	15,880	23.7%	COPR	HORWITH	CHUX129
06/13/06	07/31/06	NJA5298572	12465	32,300	49,980	(17,680)	-54.7%	COPR	HORWITH	NDYX316002
06/13/06	07/31/06	NJA5298573	12466	67,000	50,860	16,140	24.1%	COPR	HORWITH	CHUX129
06/13/06	07/31/06	NJA5298574	12467	67,840	51,200	16,640	24.5%	COPR	HORWITH	CHUX129
06/13/06	07/31/06	NJA5298575	12468	8,440	51,940	(43,500)	-515.4%	COPR	HORWITH	CHUX129
06/13/06	07/26/06	NJA5298576	12469	39,040	51,940	(12,900)	-33.0%	COPR	HORWITH	CHUX205
06/13/06	07/26/06	NJA5298677	12470	16,180	50,040	(33,860)	-209.3%	COPR	HORWITH	NDYX316197
06/13/06	07/26/06	NJA5298578	12471	80,940	47,580	33,360	41.2%	COPR	HORWITH	NDYX316197
06/13/06	07/26/06	NJA5298579	12472	17,140	48,480	(31,340)	-182.8%	COPR	HORWITH	NDYX316197
06/13/06	07/26/06	NJA5298580	12473	80,500	50,420	30,080	37.4%	COPR	HORWITH	NDYX316197
06/13/06	07/26/06	NJA5298581	12474	77,220	50,540	26,680	34.6%	COPR	HORWITH	CHUX205
06/13/06	07/18/06	NJA5298582	12475	59,680	47,780	11,900	19.9%	COPR	HORWITH	NDYX316134
06/13/06	07/26/06	NJA5298583	12476	38,140	50,640	(12,500)	-32.8%	COPR	HORWITH	CHUX205
06/13/06	07/18/06	NJA5298584	12477	67,320	50,120	17,200	25.5%	COPR	HORWITH	NDYX316134
06/13/06	07/26/06	NJA5298585	12478	38,140	51,020	(12,880)	-33.8%	COPR	HORWITH	CHUX205
06/13/06	07/18/06	NJA5298586	12479	24,840	49,580	(24,740)	-99.6%	COPR	HORWITH	NDYX316134
06/13/06	07/18/06	NJA5298587	12480	38,100	49,780	(11,680)	-30.7%	COPR	HORWITH	NDYX316134
06/13/06	07/18/06	NJA5298588	12481	51,140	50,960	180	0.4%	COPR	HORWITH	CHUX117
06/14/06	07/26/06	NJA5298589	12482	8,020	49,520	(41,500)	-517.5%	COPR	HORWITH	NDYX316090
06/14/06	07/26/06	NJA5298590	12483	67,700	50,320	17,380	25.7%	COPR	HORWITH	NDYX316090
06/14/06	07/26/06	NJA5298591	12484	67,080	49,180	17,900	26.7%	COPR	HORWITH	NDYX316090
06/14/06	07/26/06	NJA5298592	12485	50,840	48,380	2,460	4.8%	COPR	HORWITH	NDYX316090
06/14/06	07/26/06	NJA5298593	12486	15,280	49,300	(34,020)	-222.6%	COPR	HORWITH	NDYX316025
06/14/06	07/18/06	NJA5298594	12487	33,160	50,400	(17,240)	-52.0%	COPR	HORWITH	CHUX137

Honeywell

HONEYWELL SA-7 USE HAZARDOUS WASTE TRACKING (2006)										
Date Shipped	Date of Return Manifest	State Manifest	Man. Doc #	Facilty Manifest Weight (lbs)	Estimated Weight (lbs)	Manifest - Estimate (lbs)	Man. - Estimate (%)	Material	Transporter	RAILCAR #
06/14/06	07/18/06	NJA5298595	12488	75,580	49,780	25,800	34.1%	COPR	HORWITH	CHUX137
06/14/06	07/26/06	NJA5298596	12489	76,040	49,200	26,840	35.3%	COPR	HORWITH	NDYX316025
06/14/06	07/26/06	NJA5298597	12490	67,400	49,680	17,720	26.3%	COPR	HORWITH	NDYX316025
06/14/06	07/26/06	NJA5298598	12491	31,640	49,980	(18,340)	-58.0%	COPR	HORWITH	NDYX316025
06/14/06	07/18/06	NJA5298599	12492	76,200	50,880	25,320	33.2%	COPR	HORWITH	CHUX137
06/14/06	07/18/06	NJA5298600	12493	13,520	50,720	(37,200)	-275.1%	COPR	HORWITH	CHUX137
06/14/06	07/18/06	NJA5298601	12494	60,680	49,960	10,720	17.7%	COPR	HORWITH	CEFX35237
06/14/06	07/18/06	NJA5298602	12495	76,260	51,020	25,240	33.1%	COPR	HORWITH	CEFX35237
06/14/06	07/18/06	NJA5298603	12496	32,080	51,240	(19,160)	-59.7%	COPR	HORWITH	CEFX35237
06/14/06	07/18/06	NJA5298604	12497	31,300	50,560	(19,260)	-61.5%	COPR	HORWITH	CEFX35237
06/14/06	07/26/06	NJA5298605	12498	33,440	51,120	(17,680)	-52.9%	COPR	HORWITH	DJLX98548
06/14/06	07/26/06	NJA5298606	12499	34,260	47,960	(13,700)	-40.0%	COPR	HORWITH	NDYX316064
06/14/06	07/26/06	NJA5298607	12500	33,440	51,560	(18,120)	-54.2%	COPR	HORWITH	DJLX98548
06/14/06	07/26/06	NJA5298608	12501	76,260	51,560	24,700	32.4%	COPR	HORWITH	DJLX98548
06/14/06	07/26/06	NJA5298609	12502	58,780	50,760	8,020	13.6%	COPR	HORWITH	DJLX98548
06/14/06	07/18/06	NJA5298610	12503	33,140	51,680	(18,540)	-55.9%	COPR	HORWITH	DJLX98542
06/14/06	07/18/06	NJA5298611	12504	66,420	49,860	16,560	24.9%	COPR	HORWITH	DJLX98542
06/14/06	07/18/06	NJA5298612	12505	67,240	51,860	15,380	22.9%	COPR	HORWITH	DJLX98542
06/14/06	07/26/06	NJA5298613	12506	66,580	48,360	18,220	27.4%	COPR	HORWITH	NDYX316064
06/14/06	07/18/06	NJA5298614	12507	33,140	50,240	(17,100)	-51.6%	COPR	HORWITH	DJLX98542
06/14/06	07/26/06	NJA5298615	12508	76,420	50,760	25,660	33.6%	COPR	HORWITH	CHUX118
06/14/06	07/26/06	NJA5298616	12509	66,900	50,180	16,720	25.0%	COPR	HORWITH	NDYX316064
06/14/06	07/26/06	NJA5298617	12510	25,180	50,200	(25,020)	-99.4%	COPR	HORWITH	NDYX316064
06/14/06	07/31/06	NJA5298618	12511	75,500	45,800	29,700	39.3%	COPR	HORWITH	NDYX316015
06/14/06	07/31/06	NJA5298619	12512	76,400	43,980	32,420	42.4%	COPR	HORWITH	NDYX316015
06/14/06	07/31/06	NJA5298620	12513	18,180	45,260	(27,080)	-149.0%	COPR	HORWITH	NDYX316015
06/14/06	07/31/06	NJA5298621	12514	18,180	49,340	(31,160)	-171.4%	COPR	HORWITH	NDYX316015
06/14/06	07/18/06	NJA5298622	12515	67,640	49,600	18,040	26.7%	COPR	HORWITH	CHUX117
06/14/06	07/18/06	NJA5298623	12516	38,220	51,480	(13,260)	-34.7%	COPR	HORWITH	CHUX117
06/14/06	07/18/06	NJA5298624	12517	38,220	49,660	(11,440)	-29.9%	COPR	HORWITH	CHUX117
06/14/06	07/26/06	NJA5298625	12518	67,760	50,460	17,300	25.5%	COPR	HORWITH	CHUX118
06/14/06	07/26/06	NJA5298626	12519	30,540	49,820	(19,280)	-63.1%	COPR	HORWITH	CHUX118
06/14/06	07/26/06	NJA5298627	12520	36,840	48,760	(11,920)	-32.4%	COPR	HORWITH	NDYX316130
06/14/06	07/26/06	NJA5298628	12521	68,040	49,160	18,880	27.7%	COPR	HORWITH	NDYX316130
06/14/06	07/26/06	NJA5298629	12522	65,900	49,200	16,700	25.3%	COPR	HORWITH	NDYX316130
06/14/06	07/26/06	NJA5298630	12523	30,540	50,380	(19,840)	-65.0%	COPR	HORWITH	CHUX118
06/14/06	07/18/06	NJA5298631	12524	67,360	51,040	16,320	24.2%	COPR	HORWITH	CHUX140
06/14/06	07/18/06	NJA5298632	12525	21,560	51,820	(30,260)	-140.4%	COPR	HORWITH	CHUX140
06/14/06	07/18/06	NJA5298633	12526	76,540	50,680	25,860	33.8%	COPR	HORWITH	CHUX140
06/14/06	07/18/06	NJA5298634	12527	31,400	50,460	(19,060)	-60.7%	COPR	HORWITH	CHUX140
06/14/06	07/26/06	NJA5298635	12528	43,180	50,560	(7,380)	-17.1%	COPR	HORWITH	CHUX240
06/14/06	07/26/06	NJA5298636	12529	76,440	51,200	25,240	33.0%	COPR	HORWITH	CHUX240
06/14/06	07/26/06	NJA5298637	12530	67,480	50,000	17,480	25.9%	COPR	HORWITH	CHUX240
06/14/06	07/26/06	NJA5298638	12531	15,260	49,580	(34,320)	-224.9%	COPR	HORWITH	CHUX240
06/14/06	07/26/06	NJA5298639	12532	61,040	51,340	9,700	15.9%	COPR	HORWITH	JTLX30141
06/14/06	07/26/06	NJA5298640	12533	68,660	51,560	17,100	24.9%	COPR	HORWITH	JTLX30141
06/14/06	07/26/06	NJA5298641	12534	34,060	49,560	(15,500)	-45.5%	COPR	HORWITH	JTLX30141
06/14/06	07/26/06	NJA5298642	12535	34,080	52,060	(17,980)	-52.8%	COPR	HORWITH	JTLX30141
06/14/06	07/26/06	NJA5298643	12536	9,120	50,460	(41,340)	-453.3%	COPR	HORWITH	CHUX151
06/14/06	07/26/06	NJA5298644	12537	23,240	48,520	(25,280)	-108.8%	COPR	HORWITH	NDYX316130
06/14/06	07/26/06	NJA5298645	12538	77,380	51,720	25,660	33.2%	COPR	HORWITH	CHUX151
06/14/06	07/26/06	NJA5298646	12539	67,620	51,280	16,340	24.2%	COPR	HORWITH	CHUX151
06/14/06	07/26/06	NJA5298647	12540	18,280	49,180	(30,900)	-169.0%	COPR	HORWITH	JTLX30109
06/14/06	07/26/06	NJA5298648	12541	45,820	50,460	(4,640)	-10.1%	COPR	HORWITH	CHUX151
06/14/06	07/26/06	NJA5298649	12542	66,860	49,160	17,700	26.5%	COPR	HORWITH	JTLX30109
06/14/06	07/26/06	NJA5298650	12543	66,420	49,460	16,960	25.5%	COPR	HORWITH	JTLX30109
06/15/06	07/26/06	NJA5298651	12544	17,840	48,500	(30,660)	-171.9%	COPR	HORWITH	NDYX316019
06/15/06	07/26/06	NJA5298652	12545	66,920	49,400	17,520	26.2%	COPR	HORWITH	NDYX316019
06/15/06	07/31/06	NJA5298653	12546	30,280	50,520	(20,240)	-66.8%	COPR	HORWITH	CHUX132
06/15/06	07/26/06	NJA5298654	12547	67,320	48,480	18,840	28.0%	COPR	HORWITH	NDYX316019
06/15/06	07/26/06	NJA5298655	12548	38,540	49,780	(11,240)	-29.2%	COPR	HORWITH	NDYX316019
06/15/06	07/31/06	NJA5298656	12549	66,920	50,960	15,960	23.8%	COPR	HORWITH	CHUX132
06/15/06	07/31/06	NJA5298657	12550	30,960	50,240	(19,280)	-62.3%	COPR	HORWITH	CHUX132
06/15/06	07/31/06	NJA5298658	12551	70,400	50,000	20,400	29.0%	COPR	HORWITH	CHUX132
06/15/06	07/31/06	NJA5298659	12552	50,840	50,840	0	0.0%	COPR	HORWITH	JTLX30158
06/15/06	07/26/06	NJA5298660	12553	14,240	47,800	(33,560)	-235.7%	COPR	HORWITH	NDYX316075
06/15/06	07/26/06	NJA5298661	12554	67,240	48,840	18,400	27.4%	COPR	HORWITH	NDYX316075
06/15/06	07/31/06	NJA5298662	12555	51,040	51,040	0	0.0%	COPR	HORWITH	JTLX30158
06/15/06	07/31/06	NJA5298663	12556	51,220	51,220	0	0.0%	COPR	HORWITH	JTLX30158
06/15/06	07/31/06	NJA5298664	12557	51,380	51,380	0	0.0%	COPR	HORWITH	JTLX30158
06/15/06	07/26/06	NJA5298665	12558	76,860	49,440	27,420	35.7%	COPR	HORWITH	NDYX316075
06/15/06	07/26/06	NJA5298666	12559	29,100	51,540	(22,440)	-77.1%	COPR	HORWITH	JTLX30134
06/15/06	07/26/06	NJA5298667	12560	37,520	49,820	(12,300)	-32.8%	COPR	HORWITH	NDYX316075
06/15/06	07/26/06	NJA5298668	12561	67,520	50,220	17,300	25.6%	COPR	HORWITH	JTLX30134

Honeywell

HONEYWELL SA-7 USE HAZARDOUS WASTE TRACKING (2006)										
Date Shipped	Date of Return Manifest	State Manifest	Man. Doc #	Facilty Manifest Weight (lbs)	Estimated Weight (lbs)	Manifest - Estimate (lbs)	Man. - Estimate (%)	Material	Transporter	RAILCAR #
06/15/06	07/26/06	NJA5298669	12562	9,420	48,680	(39,260)	-416.8%	COPR	HORWITH	NDYX316081
06/15/06	07/26/06	NJA5298670	12563	66,360	50,840	15,520	23.4%	COPR	HORWITH	JTLX30134
06/15/06	07/26/06	NJA5298671	12564	66,520	49,720	16,800	25.3%	COPR	HORWITH	NDYX316081
06/15/06	07/26/06	NJA5298672	12565	36,300	51,340	(15,040)	-41.4%	COPR	HORWITH	JTLX30134
06/15/06	07/26/06	NJA5298673	12566	67,320	48,320	19,000	28.2%	COPR	HORWITH	NDYX316081
06/15/06	07/26/06	NJA5298674	12567	30,920	49,700	(18,780)	-60.7%	COPR	HORWITH	CHUX143
06/15/06	07/26/06	NJA5298675	12568	50,740	49,520	1,220	2.4%	COPR	HORWITH	NDYX316081
06/15/06	07/26/06	NJA5298676	12569	65,980	51,380	14,600	22.1%	COPR	HORWITH	CHUX143
06/15/06	07/26/06	NJA5298677	12570	76,580	50,340	26,240	34.3%	COPR	HORWITH	CHUX143
06/15/06	07/26/06	NJA5298678	12571	25,480	49,800	(24,320)	-95.4%	COPR	HORWITH	CHUX143
06/15/06	07/18/06	NJA5278679	12572	50,760	51,480	(720)	-1.4%	COPR	HORWITH	JTLX30105
06/15/06	07/18/06	NJA5298680	12573	66,960	50,340	16,620	24.8%	COPR	HORWITH	JTLX30105
06/15/06	07/18/06	NJA5298681	12574	66,240	49,720	16,520	24.9%	COPR	HORWITH	JTLX30105
06/15/06	07/18/06	NJA5298682	12575	16,140	52,060	(35,920)	-222.6%	COPR	HORWITH	JTLX30105
06/15/06	07/18/06	NJA5298683	12576	67,020	52,120	14,900	22.2%	COPR	HORWITH	CEFX35244
06/15/06	07/18/06	NJA5298684	12577	67,320	50,440	16,880	25.1%	COPR	HORWITH	CEFX35244
06/15/06	07/18/06	NJA5298685	12578	32,400	50,160	(17,760)	-54.8%	COPR	HORWITH	CEFX35244
06/15/06	07/31/06	NJA5298686	12579	12,980	48,300	(35,320)	-272.1%	COPR	HORWITH	NDYX316221
06/15/06	07/18/06	NJA5298687	12580	32,400	50,460	(18,060)	-55.7%	COPR	HORWITH	CEFX35244
06/15/06	07/26/06	NJA5298688	12581	76,580	51,760	24,820	32.4%	COPR	HORWITH	JTLX4058
06/15/06	07/31/06	NJA5298689	12582	66,300	49,460	16,840	25.4%	COPR	HORWITH	NDYX316221
06/15/06	07/26/06	NJA5298690	12583	67,080	51,020	16,060	23.9%	COPR	HORWITH	JTLX4058
06/15/06	07/26/06	NJA5298691	12584	28,940	51,460	(22,520)	-77.8%	COPR	HORWITH	JTLX4058
06/15/06	07/26/06	NJA5298692	12585	28,940	51,880	(22,940)	-79.3%	COPR	HORWITH	JTLX4058
06/15/06	07/26/06	NJA5298693	12586	37,700	52,320	(14,620)	-38.8%	COPR	HORWITH	CHUX180
06/15/06	07/26/06	NJA5298694	12587	69,120	52,940	16,180	23.4%	COPR	HORWITH	CHUX180
06/15/06	07/26/06	NJA5298695	12588	67,980	51,940	16,040	23.6%	COPR	HORWITH	CHUX180
06/15/06	07/26/06	NJA5298696	12589	38,580	50,460	(11,880)	-30.8%	SCB8 STOCKPILE	HORWITH	CHUX180
06/15/06	07/26/06	NJA5298697	12590	37,700	51,320	(13,620)	-36.1%	COPR	HORWITH	JTLX30109
06/15/06	07/31/06	NJA5298698	12591	14,520	51,600	(37,080)	-255.4%	COPR	HORWITH	CHUX133
06/15/06	07/31/06	NJA5298699	12592	68,200	51,360	16,840	24.7%	COPR	HORWITH	CHUX133
06/15/06	07/31/06	NJA5298700	12593	68,020	51,680	16,340	24.0%	COPR	HORWITH	CHUX133
06/15/06	07/31/06	NJA5298701	12594	49,440	51,180	(1,740)	-3.5%	COPR	HORWITH	CHUX133
06/15/06	07/26/06	NJA5298702	12595	47,620	50,900	(3,280)	-6.9%	SCB8 STOCKPILE	HORWITH	CHUX147
06/15/06	07/26/06	NJA5298704	12596	66,620	50,900	15,720	23.6%	COPR	HORWITH	CHUX147
06/15/06	07/26/06	NJA5298705	12597	66,700	49,360	17,340	26.0%	COPR	HORWITH	CHUX147
06/15/06	07/26/06	NJA5298706	12598	47,000	50,300	(3,300)	-7.0%	COPR	HORWITH	CHUX147
06/15/06	07/26/06	NJA5298707	12599	43,360	52,160	(8,800)	-20.3%	COPR	HORWITH	JTLX94
06/15/06	07/26/06	NJA5298708	12600	68,060	50,100	17,960	26.4%	COPR	HORWITH	JTLX94
06/15/06	07/26/06	NJA5298709	12601	67,980	50,920	17,060	25.1%	COPR	HORWITH	JTLX94
06/15/06	07/31/06	NJA5298710	12602	67,500	48,580	18,920	28.0%	COPR	HORWITH	NDYX316221
06/15/06	07/26/06	NJA5298711	12603	20,420	49,620	(29,200)	-143.0%	COPR	HORWITH	JTLX94
06/15/06	07/26/06	NJA5298712	12604	76,280	49,100	27,180	35.6%	COPR	HORWITH	NDYX320346
06/15/06	07/31/06	NJA5298713	12605	43,960	47,600	(3,640)	-8.3%	COPR	HORWITH	NDYX316221
06/16/06	07/26/06	NJA5298715	12606	67,580	52,440	15,140	22.4%	COPR	HORWITH	NDYX320346
06/16/06	07/26/06	NJA5298716	12607	27,660	50,740	(23,080)	-83.4%	COPR	HORWITH	NDYX320346
06/16/06	07/26/06	NJA5298717	12608	27,640	49,700	(22,060)	-79.8%	COPR	HORWITH	NDYX320346
06/16/06	07/18/06	NJA5298718	12609	12,140	51,640	(39,500)	-325.4%	COPR	HORWITH	JTLX30148
06/16/06	08/17/06	NJA5298719	12610	66,800	52,580	14,220	21.3%	COPR	HORWITH	JTLX30148
06/16/06	08/17/06	NJA5298720	12611	67,080	50,740	16,340	24.4%	COPR	HORWITH	JTLX30148
06/16/06	07/18/06	NJA5298721	12612	44,820	51,620	(6,800)	-15.2%	COPR	HORWITH	JTLX279
06/16/06	08/17/06	NJA5298722	12613	54,700	50,000	4,700	8.6%	COPR	HORWITH	JTLX30148
06/16/06	07/18/06	NJA5298723	12614	15,440	50,640	(35,200)	-228.0%	COPR	HORWITH	JTLX279
06/16/06	07/18/06	NJA5298724	12615	76,420	50,600	25,820	33.8%	COPR	HORWITH	JTLX279
06/16/06	07/18/06	NJA5298725	12616	66,920	51,460	15,460	23.1%	COPR	HORWITH	JTLX279
06/16/06	07/26/06	NJA5298726	12617	68,120	51,820	16,300	23.9%	COPR	HORWITH	NDYX320320
06/16/06	07/26/06	NJA5298727	12618	23,080	52,040	(28,960)	-125.5%	COPR	HORWITH	NDYX320320
06/16/06	07/26/06	NJA5298728	12619	67,480	50,480	17,000	25.2%	COPR	HORWITH	NDYX320320
06/16/06	07/26/06	NJA5298729	12620	38,620	49,420	(11,860)	-30.7%	COPR	HORWITH	NDYX316121
06/16/06	07/26/06	NJA5298730	12621	46,000	50,480	(4,480)	-9.7%	COPR	HORWITH	NDYX320320
06/16/06	07/31/06	NJA5298731	12622	24,760	50,840	(26,080)	-105.3%	COPR	HORWITH	JTLX30146
06/16/06	07/26/06	NJA5298732	12623	76,720	49,040	27,680	36.1%	COPR	HORWITH	NDYX316121
06/16/06	07/26/06	NJA5298733	12624	38,060	48,420	(10,360)	-27.2%	COPR	HORWITH	NDYX316121
06/16/06	07/31/06	NJA5298734	12625	50,320	51,560	(1,240)	-2.5%	COPR	HORWITH	JTLX30146
06/16/06	07/31/06	NJA5298735	12626	57,480	51,440	6,040	10.5%	COPR	HORWITH	JTLX30146
06/16/06	07/31/06	NJA5298736	12627	68,700	51,480	17,220	25.1%	COPR	HORWITH	JTLX30146
06/16/06	07/31/06	NJA5298737	12628	10,140	51,180	(41,040)	-404.7%	COPR	HORWITH	JTLX261
06/16/06	07/31/06	NJA5298738	12629	66,640	50,980	15,660	23.5%	COPR	HORWITH	JTLX261
06/16/06	07/31/06	NJA5298739	12630	77,020	50,920	26,100	33.9%	COPR	HORWITH	JTLX261
06/16/06	07/31/06	NJA5298740	12631	38,800	51,820	(13,020)	-33.6%	COPR	HORWITH	JTLX261
06/16/06	07/26/06	NJA5298742	12632	37,280	46,900	(9,620)	-25.8%	COPR	HORWITH	NDYX316083
06/16/06	07/26/06	NJA5298743	12633	38,040	47,400	(9,360)	-24.6%	COPR	HORWITH	NDYX316121
06/16/06	07/26/06	NJA5298744	12634	75,980	49,840	26,140	34.4%	COPR	HORWITH	NDYX316083
06/16/06	07/18/06	NJA5298745	12635	14,500	50,640	(36,140)	-249.2%	COPR	HORWITH	JTLX30130

HONEYWELL SA-7 USE HAZARDOUS WASTE TRACKING (2006)

Date Shipped	Date of Return Manifest	State Manifest	Man. Doc #	Facilty Manifest Weight (lbs)	Estimated Weight (lbs)	Manifest - Estimate (lbs)	Man. - Estimate (%)	Material	Transporter	RAILCAR #
06/16/06	07/18/06	NJA5298746	12636	27,780	50,040	(22,260)	-80.1%	COPR	HORWITH	CHUX247
06/16/06	07/18/06	NJA5298747	12637	76,440	51,660	24,780	32.4%	COPR	HORWITH	CHUX247
06/16/06	07/18/06	NJA5298748	12638	76,500	51,120	25,380	33.2%	COPR	HORWITH	CHUX247
06/16/06	07/18/06	NJA5298749	12639	15,880	51,960	(36,080)	-227.2%	COPR	HORWITH	CHUX247
06/16/06	07/26/06	NJA5298750	12640	76,980	47,400	29,580	38.4%	COPR	HORWITH	NDYX316151
06/16/06	07/18/06	NJA5298751	12641	66,800	52,660	14,140	21.2%	COPR	HORWITH	JTLX30170
06/16/06	07/26/06	NJA5298752	12642	66,020	49,540	16,480	25.0%	COPR	HORWITH	NDYX316083
06/16/06	07/26/06	NJA5298753	12643	16,020	49,560	(33,540)	-209.4%	COPR	HORWITH	NDYX316083
06/16/06	07/18/06	NJA5298754	12644	67,780	51,640	16,140	23.8%	COPR	HORWITH	JTLX30170
06/16/06	07/18/06	NJA5298755	12645	33,540	51,260	(17,720)	-52.8%	COPR	HORWITH	JTLX30170
06/16/06	07/18/06	NJA5298756	12646	33,540	50,560	(17,020)	-50.7%	COPR	HORWITH	JTLX30170
06/16/06	07/18/06	NJA5298757	12647	61,780	49,880	11,900	19.3%	COPR	HORWITH	JTLX30129
06/16/06	07/18/06	NJA5298758	12648	68,460	50,620	17,840	26.1%	COPR	HORWITH	JTLX30129
06/16/06	07/18/06	NJA5298759	12649	34,080	51,520	(17,440)	-51.2%	COPR	HORWITH	JTLX30129
06/16/06	07/18/06	NJA5298760	12650	34,100	51,500	(17,400)	-51.0%	COPR	HORWITH	JTLX30129
06/16/06	07/18/06	NJA5298761	12651	68,320	50,740	17,580	25.7%	COPR	HORWITH	JTLX30130
06/16/06	07/18/06	NJA5298762	12652	37,980	51,040	(13,060)	-34.4%	COPR	HORWITH	JTLX30130
06/16/06	07/18/06	NJA5298763	12653	37,220	51,180	(13,960)	-37.5%	COPR	HORWITH	JTLX30131
06/16/06	07/18/06	NJA5298764	12654	76,360	50,780	25,580	33.5%	COPR	HORWITH	JTLX30130
06/16/06	07/18/06	NJA5298765	12655	68,520	51,200	17,320	25.3%	COPR	HORWITH	JTLX30131
06/16/06	07/18/06	NJA5298766	12656	66,480	49,820	16,660	25.1%	COPR	HORWITH	JTLX30131
06/16/06	07/18/06	NJA5298767	12657	29,840	51,480	(21,640)	-72.5%	COPR	HORWITH	JTLX30131
06/16/06	07/26/06	NJA5298768	12658	67,060	52,600	14,460	21.6%	COPR	HORWITH	JTLX194
06/16/06	07/26/06	NJA5298769	12659	76,020	49,500	26,520	34.9%	COPR	HORWITH	JTLX194
06/16/06	07/26/06	NJA5298770	12660	25,420	50,540	(25,120)	-98.8%	COPR	HORWITH	JTLX194
06/16/06	07/26/06	NJA5298771	12661	19,120	49,420	(30,300)	-158.5%	COPR	HORWITH	JTLX30147
06/16/06	07/26/06	NJA5298772	12662	25,400	51,220	(25,820)	-101.7%	COPR	HORWITH	JTLX194
06/16/06	07/26/06	NJA5298773	12663	15,860	49,840	(33,980)	-214.2%	COPR	HORWITH	NDYX316151
06/16/06	07/26/06	NJA5298774	12664	15,860	49,020	(33,160)	-209.1%	COPR	HORWITH	NDYX316151
06/16/06	07/26/06	NJA5298775	12665	75,720	47,260	28,460	37.6%	COPR	HORWITH	NDYX316151
06/19/06	07/26/06	NJA5298776	12666	68,880	45,800	23,080	33.5%	COPR	HORWITH	NDYX316168
06/19/06	07/26/06	NJA5298777	12667	39,280	48,720	(9,440)	-24.0%	COPR	HORWITH	NDYX316223
06/19/06	07/26/06	NJA5298778	12668	75,980	49,200	26,780	35.2%	COPR	HORWITH	NDYX316168
06/19/06	07/26/06	NJA5298779	12669	24,580	50,140	(25,560)	-104.0%	COPR	HORWITH	NDYX316168
06/19/06	07/26/06	NJA5298780	12670	24,600	49,500	(24,900)	-101.2%	COPR	HORWITH	NDYX316168
06/19/06	07/26/06	NJA5298781	12671	17,860	50,680	(32,820)	-183.8%	COPR	HORWITH	DJLX98508
06/19/06	07/26/06	NJA5298782	12672	67,800	50,300	17,500	25.8%	COPR	HORWITH	DJLX98508
06/19/06	07/26/06	NJA5298783	12673	66,220	49,900	16,320	24.6%	COPR	HORWITH	DJLX98508
06/19/06	07/26/06	NJA5298784	12674	48,660	52,920	(4,260)	-8.8%	COPR	HORWITH	DJLX98508
06/19/06	07/26/06	NJA5298785	12675	18,920	49,760	(30,840)	-163.0%	COPR	HORWITH	JTLX118
06/19/06	07/26/06	NJA5298786	12676	67,120	51,560	15,560	23.2%	COPR	HORWITH	JTLX118
06/19/06	07/26/06	NJA5298787	12677	37,600	51,260	(13,660)	-36.3%	COPR	HORWITH	JTLX118
06/19/06	07/26/06	NJA5298788	12678	67,540	50,800	16,740	24.8%	COPR	HORWITH	JTLX118
06/19/06	07/26/06	NJA5298789	12679	39,120	51,460	(12,340)	-31.5%	COPR	HORWITH	JTLX152
06/19/06	07/26/06	NJA5298790	12680	76,040	51,800	24,240	31.9%	COPR	HORWITH	JTLX152
06/19/06	07/26/06	NJA5298791	12681	67,060	45,340	21,720	32.4%	COPR	HORWITH	NDYX316133
06/19/06	07/26/06	NJA5298792	12682	76,140	51,180	24,960	32.8%	COPR	HORWITH	JTLX152
06/19/06	07/26/06	NJA5298793	12683	76,000	49,760	26,240	34.5%	COPR	HORWITH	NDYX316223
06/19/06	07/26/06	NJA5298794	12684	66,980	48,800	18,180	27.1%	COPR	HORWITH	NDYX316223
06/19/06	07/26/06	NJA5298795	12685	20,580	51,080	(30,500)	-148.2%	COPR	HORWITH	JTLX152
06/19/06	07/26/06	NJA5298796	12686	68,520	50,020	18,500	27.0%	COPR	HORWITH	JTLX30147
06/19/06	07/26/06	NJA5298797	12687	65,820	51,260	14,560	22.1%	COPR	HORWITH	JTLX30147
06/19/06	07/26/06	NJA5298798	12688	7,660	48,640	(40,980)	-535.0%	COPR	HORWITH	NDYX316223
06/19/06	07/26/06	NJA5298799	12689	23,500	50,860	(27,360)	-116.4%	COPR	HORWITH	CEFX35240
06/19/06	07/26/06	NJA5298800	12690	43,620	51,140	(7,520)	-17.2%	COPR	HORWITH	JTLX30147
06/19/06	07/26/06	NJA5298801	12691	67,060	51,160	15,900	23.7%	COPR	HORWITH	CEFX35240
06/19/06	07/26/06	NJA5298802	12692	66,940	50,400	16,540	24.7%	COPR	HORWITH	CEFX35240
06/19/06	07/26/06	NJA5298803	12693	17,600	51,220	(33,620)	-191.0%	COPR	HORWITH	NDYX316023
06/19/06	07/26/06	NJA5298804	12694	76,160	49,660	26,500	34.8%	COPR	HORWITH	NDYX316023
06/19/06	07/26/06	NJA5298805	12695	68,240	45,580	22,660	33.2%	COPR	HORWITH	NDYX316023
06/19/06	07/26/06	NJA5298806	12696	30,780	49,300	(18,520)	-60.2%	COPR	HORWITH	NDYX316023
06/19/06	07/26/06	NJA5298807	12697	67,240	49,720	17,520	26.1%	COPR	HORWITH	NDYX316133
06/19/06	07/26/06	NJA5298808	12698	26,480	49,840	(23,360)	-88.2%	COPR	HORWITH	NDYX316133
06/19/06	07/26/06	NJA5298809	12699	37,340	50,000	(12,660)	-33.9%	COPR	HORWITH	CEFX35240
06/19/06	07/26/06	NJA5298810	12700	37,600	47,020	(9,420)	-25.1%	COPR	HORWITH	NDYX316104
06/19/06	07/26/06	NJA5298811	12701	50,820	50,700	120	0.2%	COPR	HORWITH	JTLX30106
06/19/06	07/26/06	NJA5298812	12702	67,360	50,140	17,220	25.6%	COPR	HORWITH	JTLX30106
06/19/06	07/26/06	NJA5298813	12703	67,320	50,340	16,980	25.2%	COPR	HORWITH	JTLX30106
06/19/06	07/26/06	NJA5298814	12704	13,300	50,620	(37,320)	-280.6%	COPR	HORWITH	JTLX30106
06/19/06	07/26/06	NJA5298815	12705	65,560	49,640	15,920	24.3%	COPR	HORWITH	NDYX316104
06/19/06	07/26/06	NJA5298816	12706	67,980	49,460	18,520	27.2%	COPR	HORWITH	NDYX316104
06/19/06	07/26/06	NJA5298817	12707	53,220	50,520	2,700	5.1%	COPR	HORWITH	JTLX30162
06/19/06	07/26/06	NJA5298818	12708	27,160	49,720	(22,560)	-83.1%	COPR	HORWITH	NDYX316133
06/19/06	07/26/06	NJA5298819	12709	67,680	51,800	15,880	23.5%	COPR	HORWITH	JTLX30162

HONEYWELL SA-7 USE HAZARDOUS WASTE TRACKING (2006)										
Date Shipped	Date of Return Manifest	State Manifest	Man. Doc #	Facilty Manifest Weight (lbs)	Estimated Weight (lbs)	Manifest - Estimate (lbs)	Man. - Estimate (%)	Material	Transporter	RAILCAR #
06/19/06	07/26/06	NJA5298820	12710	38,300	51,640	(13,340)	-34.8%	COPR	HORWITH	JTLX30162
06/19/06	07/26/06	NJA5298821	12711	38,280	51,440	(13,160)	-34.4%	COPR	HORWITH	JTLX30162
06/19/06	07/26/06	NJA5298822	12712	55,520	51,340	4,180	7.5%	COPR	HORWITH	JTLX30167
06/19/06	07/26/06	NJA5298824	12713	76,000	49,400	26,600	35.0%	COPR	HORWITH	JTLX30167
06/19/06	07/26/06	NJA5298825	12714	33,980	50,800	(16,820)	-49.5%	COPR	HORWITH	JTLX30167
06/19/06	07/26/06	NJA5298826	12715	33,980	49,740	(15,760)	-46.4%	COPR	HORWITH	JTLX30167
06/19/06	07/26/06	NJA5298827	12716	68,020	52,340	15,680	23.1%	COPR	HORWITH	JTLX266
06/19/06	07/26/06	NJA5298828	12717	66,020	49,700	16,320	24.7%	COPR	HORWITH	JTLX266
06/19/06	07/26/06	NJA5298829	12718	33,580	50,260	(16,680)	-49.7%	COPR	HORWITH	JTLX266
06/19/06	07/26/06	NJA5298830	12719	33,580	49,120	(15,540)	-46.3%	COPR	HORWITH	JTLX266
06/19/06	07/26/06	NJA5298831	12720	26,880	48,960	(22,080)	-82.1%	COPR	HORWITH	NDYX316104
06/19/06	07/26/06	NJA5298832	12721	20,320	49,460	(29,140)	-143.4%	COPR	HORWITH	JTLX30101
06/19/06	07/26/06	NJA5298833	12722	66,740	50,440	16,300	24.4%	COPR	HORWITH	JTLX30101
06/19/06	07/26/06	NJA5298834	12723	76,520	50,460	26,060	34.1%	COPR	HORWITH	JTLX30101
06/19/06	07/26/06	NJA5330782	12724	40,320	47,700	(7,380)	-18.3%	COPR	HORWITH	NDYX316047
06/19/06	07/26/06	NJA5330783	12725	67,840	47,300	20,540	30.3%	COPR	HORWITH	NDYX316047
06/19/06	07/26/06	NJA5330784	12726	76,380	50,620	25,760	33.7%	COPR	HORWITH	NDYX316047
06/19/06	07/26/06	NJA5330785	12727	11,380	46,840	(35,460)	-311.6%	COPR	HORWITH	NDYX316047
06/20/06	07/26/06	NJA5330786	12728	35,740	50,520	(14,780)	-41.4%	COPR	HORWITH	JTLX30101
06/20/06	07/26/06	NJA5330787	12729	38,860	49,420	(10,560)	-27.2%	COPR	HORWITH	NDYX316013
06/20/06	07/26/06	NJA5330788	12730	76,040	49,160	26,880	35.3%	COPR	HORWITH	NDYX316013
06/20/06	07/26/06	NJA5330789	12731	12,920	50,700	(37,780)	-292.4%	COPR	HORWITH	JTLX30124
06/20/06	07/26/06	NJA5330790	12732	77,660	51,300	26,360	33.9%	COPR	HORWITH	JTLX30124
06/20/06	07/26/06	NJA5330791	12733	67,220	50,700	16,520	24.6%	COPR	HORWITH	JTLX30124
06/20/06	07/26/06	NJA5330792	12734	44,000	50,980	(6,980)	-15.9%	COPR	HORWITH	JTLX30124
06/20/06	08/07/06	NJA5330793	12735	67,220	49,960	17,260	25.7%	COPR	HORWITH	NDYX316016
06/20/06	07/26/06	NJA5330794	12736	12,360	51,360	(39,000)	-315.5%	COPR	HORWITH	NDYX320467
06/20/06	07/26/06	NJA5330795	12737	67,820	51,660	16,160	23.8%	COPR	HORWITH	NDYX320467
06/20/06	07/26/06	NJA5330796	12738	68,000	50,440	17,560	25.8%	COPR	HORWITH	NDYX320467
06/20/06	07/26/06	NJA5330797	12739	38,180	48,580	(10,400)	-27.2%	COPR	HORWITH	NDYX316013
06/20/06	07/26/06	NJA5330798	12740	55,080	51,600	3,480	6.3%	COPR	HORWITH	NDYX320467
06/20/06	07/26/06	NJA5330799	12741	23,680	51,820	(28,140)	-118.8%	COPR	HORWITH	JTLX263
06/20/06	07/26/06	NJA5330800	12742	77,040	50,900	26,140	33.9%	COPR	HORWITH	JTLX263
06/20/06	07/26/06	NJA5330801	12743	67,240	51,520	15,720	23.4%	COPR	HORWITH	JTLX263
06/20/06	07/26/06	NJA5330802	12744	31,680	50,480	(18,800)	-59.3%	COPR	HORWITH	JTLX263
06/20/06	07/26/06	NJA5330803	12745	38,180	48,940	(10,760)	-28.2%	COPR	HORWITH	NDYX316013
06/20/06	07/26/06	NJA5330804	12746	68,140	45,140	23,000	33.8%	COPR	HORWITH	NDYX316103
06/20/06	07/26/06	NJA5330805	12747	68,100	46,860	21,240	31.2%	COPR	HORWITH	NDYX316103
06/20/06	07/26/06	NJA5330806	12748	23,700	44,160	(20,460)	-86.3%	COPR	HORWITH	NDYX316103
06/20/06	08/07/06	NJA5330807	12749	62,440	44,460	17,980	28.8%	COPR	HORWITH	NDYX316016
06/20/06	08/07/06	NJA5330808	12750	21,420	37,620	(16,200)	-75.6%	COPR	HORWITH	NDYX316016
06/20/06	08/07/06	NJA5330809	12751	21,420	40,520	(19,100)	-89.2%	COPR	HORWITH	NDYX316016
06/20/06	07/26/06	NJA5330810	12752	23,700	44,220	(20,520)	-86.6%	COPR	HORWITH	NDYX316103
06/20/06	07/26/06	NJA5330811	12753	24,080	42,620	(18,540)	-77.0%	COPR	HORWITH	JTLX30112
06/20/06	07/26/06	NJA5330812	12754	75,640	48,080	27,560	36.4%	COPR	HORWITH	JTLX30112
06/20/06	07/26/06	NJA5330813	12755	76,380	47,860	28,520	37.3%	COPR	HORWITH	JTLX30112
06/20/06	07/26/06	NJA5330814	12756	10,780	49,400	(38,620)	-358.3%	COPR	HORWITH	JTLX30112
06/20/06	07/18/06	NJA5330815	12757	19,200	48,940	(29,740)	-154.9%	COPR	HORWITH	DJLX98515
06/20/06	08/07/06	NJA5330816	12758	34,240	48,660	(14,420)	-42.1%	COPR	HORWITH	DJLX98515
06/20/06	08/07/06	NJA5330817	12759	34,260	49,480	(15,220)	-44.4%	COPR	HORWITH	DJLX98515
06/20/06	08/07/06	NJA5330818	12760	76,640	52,140	24,500	32.0%	COPR	HORWITH	DJLX98515
06/20/06	07/26/06	NJA5330819	12761	56,580	49,440	7,140	12.6%	COPR	HORWITH	JTLX234
06/20/06	07/26/06	NJA5330820	12762	66,820	46,320	20,500	30.7%	COPR	HORWITH	NDYX316072
06/20/06	07/26/06	NJA5330821	12763	67,540	49,240	18,300	27.1%	COPR	HORWITH	JTLX234
06/20/06	07/26/06	NJA5330822	12764	67,480	50,320	17,160	25.4%	COPR	HORWITH	JTLX234
06/20/06	07/26/06	NJA5330823	12765	7,920	49,920	(42,000)	-530.3%	COPR	HORWITH	JTLX234
06/20/06	07/26/06	NJA5330824	12766	77,160	48,780	28,380	36.8%	COPR	HORWITH	NDYX316072
06/20/06	07/26/06	NJA5330825	12767	53,080	50,660	2,420	4.6%	COPR	HORWITH	JTLX170
06/20/06	07/26/06	NJA5330826	12768	76,580	51,920	24,660	32.2%	COPR	HORWITH	JTLX170
06/20/06	07/26/06	NJA5330827	12769	33,720	51,640	(17,920)	-53.1%	COPR	HORWITH	JTLX170
06/20/06	07/26/06	NJA5330828	12770	33,720	52,040	(18,320)	-54.3%	COPR	HORWITH	JTLX170
06/20/06	07/26/06	NJA5330829	12771	23,000	48,940	(25,940)	-112.8%	COPR	HORWITH	NDYX316072
06/20/06	07/26/06	NJA5330830	12772	8,140	52,180	(44,040)	-541.0%	COPR	HORWITH	CHUX231
06/20/06	07/26/06	NJA5330831	12773	69,460	51,700	17,760	25.6%	COPR	HORWITH	CHUX231
06/20/06	07/26/06	NJA5330832	12774	67,360	49,900	17,460	25.9%	COPR	HORWITH	CHUX231
06/20/06	07/26/06	NJA5330833	12775	23,000	49,640	(26,640)	-115.8%	COPR	HORWITH	NDYX316072
06/20/06	07/26/06	NJA5330834	12776	67,280	52,260	15,020	22.3%	COPR	HORWITH	CHUX215
06/20/06	07/26/06	NJA5330835	12777	61,740	51,080	10,660	17.3%	COPR	HORWITH	CHUX231
06/20/06	07/26/06	NJA5330836	12778	62,260	51,260	11,000	17.7%	COPR	HORWITH	CHUX215
06/20/06	07/26/06	NJA5330837	12779	38,660	51,540	(12,880)	-33.3%	COPR	HORWITH	CHUX215
06/20/06	07/26/06	NJA5330838	12780	38,640	50,400	(11,760)	-30.4%	COPR	HORWITH	CHUX215
06/20/06	07/18/06	NJA5330839	12781	34,040	50,840	(16,800)	-49.4%	COPR	HORWITH	CHUX227
06/20/06	07/18/06	NJA5330840	12782	76,440	52,480	23,960	31.3%	COPR	HORWITH	CHUX227
06/20/06	07/18/06	NJA5330841	12783	67,480	50,700	16,780	24.9%	COPR	HORWITH	CHUX227

Honeywell

HONEYWELL SA-7 USE HAZARDOUS WASTE TRACKING (2006)										
Date Shipped	Date of Return Manifest	State Manifest	Man. Doc #	Facilty Manifest Weight (lbs)	Estimated Weight (lbs)	Manifest - Estimate (lbs)	Man. - Estimate (%)	Material	Transporter	RAILCAR #
06/20/06	07/26/06	NJA5330842	12784	11,520	51,280	(39,760)	-345.1%	COPR	HORWITH	JTLX30150
06/20/06	07/18/06	NJA5330843	12785	34,040	52,940	(18,900)	-55.5%	COPR	HORWITH	CHUX227
06/20/06	07/26/06	NJA5330844	12786	30,680	48,760	(18,080)	-58.9%	COPR	HORWITH	NDYX316045
06/20/06	07/26/06	NJA5330845	12787	67,280	47,260	20,020	29.8%	COPR	HORWITH	NDYX316045
06/20/06	07/26/06	NJA5330846	12788	68,240	47,720	20,520	30.1%	COPR	HORWITH	NDYX316045
06/20/06	07/26/06	NJA5330847	12789	30,300	49,960	(19,660)	-64.9%	COPR	HORWITH	NDYX316045
06/21/06	07/26/06	NJA5330848	12790	37,040	52280	(15,240)	-41.1%	COPR	HORWITH	CHUX214
06/21/06	07/26/06	NJA5330849	12791	75,960	51360	24,600	32.4%	COPR	HORWITH	CHUX214
06/21/06	07/26/06	NJA5330850	12792	23,940	52480	(28,540)	-119.2%	COPR	HORWITH	CHUX214
06/21/06	07/26/06	NJA5330851	12793	68,020	50,520	17,500	25.7%	COPR	HORWITH	CHUX214
06/21/06	07/26/06	NJA5330852	12794	44,440	49,460	(5,020)	-11.3%	COPR	HORWITH	NDYX316177
06/21/06	07/31/06	NJA5330853	12795	67,060	51,900	15,160	22.6%	COPR	HORWITH	CHUX211
06/21/06	07/31/06	NJA5330854	12796	67,000	50,100	16,900	25.2%	COPR	HORWITH	CHUX211
06/21/06	07/31/06	NJA5330855	12797	31,200	49,740	(18,540)	-59.4%	COPR	HORWITH	CHUX211
06/21/06	07/31/06	NJA5330856	12798	31,200	51,040	(19,840)	-63.6%	COPR	HORWITH	CHUX211
06/21/06	07/26/06	NJA5330857	12799	68,220	50,880	17,340	25.4%	COPR	HORWITH	CHUX208
06/21/06	07/26/06	NJA5330858	12800	13,700	52,080	(38,380)	-280.1%	COPR	HORWITH	CHUX208
06/21/06	07/26/06	NJA5330859	12801	68,240	51,080	17,160	25.1%	COPR	HORWITH	CHUX208
06/21/06	07/26/06	NJA5330860	12802	54,720	51,200	3,520	6.4%	COPR	HORWITH	CHUX208
06/21/06	07/26/06	NJA5330861	12803	13,680	51,260	(37,580)	-274.7%	COPR	HORWITH	CHUX234
06/21/06	07/26/06	NJA5330862	12804	67,280	50,960	16,320	24.3%	COPR	HORWITH	CHUX234
06/21/06	07/26/06	NJA5330863	12805	65,180	52,080	13,100	20.1%	COPR	HORWITH	CHUX234
06/21/06	07/26/06	NJA5330864	12806	68,100	48,920	19,180	28.2%	COPR	HORWITH	NDYX316177
06/21/06	07/26/06	NJA5330865	12807	56,240	50,580	5,660	10.1%	COPR	HORWITH	CHUX234
06/21/06	07/26/06	NJA5330866	12808	67,060	50,880	16,180	24.1%	COPR	HORWITH	JTLX30150
06/21/06	07/26/06	NJA5330867	12809	66,080	49,420	16,660	25.2%	COPR	HORWITH	NDYX316177
06/21/06	07/26/06	NJA5330868	12810	67,100	48,360	18,740	27.9%	COPR	HORWITH	JTLX30150
06/21/06	07/26/06	NJA5330869	12811	50,080	49,200	880	1.8%	COPR	HORWITH	JTLX30150
06/21/06	07/26/06	NJA5330870	12812	67,980	50,720	17,260	25.4%	COPR	HORWITH	JTLX257
06/21/06	07/31/06	NJA5330871	12813	53,960	49,860	4,100	7.6%	COPR	HORWITH	DJLX98509
06/21/06	07/31/06	NJA5330872	12814	67,240	50,680	16,560	24.6%	COPR	HORWITH	DJLX98509
06/21/06	07/31/06	NJA5330873	12815	67,160	49,520	17,640	26.3%	COPR	HORWITH	DJLX98509
06/21/06	07/31/06	NJA5330874	12816	8,360	49,180	(40,820)	-488.3%	COPR	HORWITH	DJLX98509
06/21/06	07/26/06	NJA5330875	12817	67,640	50,220	17,420	25.8%	COPR	HORWITH	JTLX257
06/21/06	07/26/06	NJA5330876	12818	34,120	49,380	(15,260)	-44.7%	COPR	HORWITH	JTLX257
06/21/06	07/26/06	NJA5330877	12819	13,480	47,720	(34,240)	-254.0%	COPR	HORWITH	NDYX316177
06/21/06	07/26/06	NJA5330878	12820	34,100	50,920	(16,820)	-49.3%	COPR	HORWITH	JTLX257
06/21/06	07/26/06	NJA5330879	12821	67,900	50,840	17,060	25.1%	COPR	HORWITH	JTLX30110
06/21/06	07/26/06	NJA5330880	12822	65,920	51,200	14,720	22.3%	COPR	HORWITH	JTLX30110
06/21/06	07/26/06	NJA5330881	12823	30,820	50,120	(19,300)	-62.6%	COPR	HORWITH	JTLX30110
06/21/06	07/26/06	NJA5330882	12824	36,120	51,280	(15,160)	-42.0%	COPR	HORWITH	JTLX30110
06/21/06	07/26/06	NJA5330883	12825	67,560	51,860	15,700	23.2%	COPR	HORWITH	DJLX98519
06/21/06	07/26/06	NJA5330884	12826	76,760	52,940	23,820	31.0%	COPR	HORWITH	DJLX98519
06/21/06	07/26/06	NJA5330885	12827	33,640	51,140	(17,500)	-52.0%	COPR	HORWITH	DJLX98519
06/21/06	07/26/06	NJA5330886	12828	33,620	52,020	(18,400)	-54.7%	COPR	HORWITH	DJLX98519
06/21/06	07/18/06	NJA5330887	12829	66,760	50,940	15,820	23.7%	COPR	HORWITH	NDYX320459
06/21/06	07/18/06	NJA5330888	12830	77,440	51,420	26,020	33.6%	COPR	HORWITH	NDYX320459
06/21/06	07/18/06	NJA5330889	12831	29,840	53,540	(23,700)	-79.4%	COPR	HORWITH	NDYX320459
06/21/06	07/26/06	NJA5330890	12832	67,020	50,800	16,220	24.2%	COPR	HORWITH	NDYX320335
06/21/06	07/18/06	NJA5330891	12833	29,840	50,420	(20,580)	-69.0%	COPR	HORWITH	NDYX320459
06/21/06	07/26/06	NJA5330892	12834	67,140	50,760	16,380	24.4%	COPR	HORWITH	NDYX320335
06/21/06	07/26/06	NJA5330893	12835	38,640	52,100	(13,460)	-34.8%	COPR	HORWITH	NDYX320335
06/21/06	07/26/06	NJA5330894	12836	38,380	50,240	(11,860)	-30.9%	COPR	HORWITH	NDYX320335
06/21/06	07/18/06	NJA5330895	12837	67,720	50,280	17,440	25.8%	COPR	HORWITH	JTLX254
06/21/06	07/18/06	NJA5330896	12838	67,220	52,100	15,120	22.5%	COPR	HORWITH	JTLX254
06/21/06	07/18/06	NJA5330897	12839	33,320	50,860	(17,540)	-52.6%	COPR	HORWITH	JTLX254
06/21/06	07/18/06	NJA5330898	12840	33,300	50,220	(16,920)	-50.8%	COPR	HORWITH	JTLX254
06/21/06	07/26/06	NJA5330899	12841	76,720	51,820	24,900	32.5%	COPR	HORWITH	DJLX98531
06/21/06	07/26/06	NJA5330900	12842	20,060	51,880	(31,820)	-158.6%	COPR	HORWITH	DJLX98531
06/21/06	07/26/06	NJA5330901	12843	67,000	50,520	16,480	24.6%	COPR	HORWITH	DJLX98531
06/21/06	07/26/06	NJA5330902	12844	61,300	45,120	16,180	26.4%	COPR	HORWITH	NDYX316074
06/21/06	07/26/06	NJA5330903	12845	63,040	41,420	21,620	34.3%	COPR	HORWITH	NDYX316074
06/21/06	07/26/06	NJA5330904	12846	23,420	44,220	(20,800)	-88.8%	COPR	HORWITH	NDYX316074
06/21/06	07/26/06	NJA5330905	12847	23,420	49,560	(26,140)	-111.6%	COPR	HORWITH	NDYX316074
06/21/06	07/26/06	NJA5330906	12848	38,380	50,600	(12,220)	-31.8%	COPR	HORWITH	DJLX98531
06/21/06	07/26/06	NJA5330907	12849	76,060	52,760	23,300	30.6%	COPR	HORWITH	JTLX267
06/22/06	07/26/06	NJA5330909	12850	67,920	50,440	17,480	25.7%	COPR	HORWITH	JTLX267
06/22/06	07/26/06	NJA5330910	12851	34,020	50,840	(16,820)	-49.4%	COPR	HORWITH	JTLX267
06/22/06	07/18/06	NJA5330911	12852	62,960	51,060	11,900	18.9%	COPR	HORWITH	CHUX221
06/22/06	07/26/06	NJA5330912	12853	34,040	50,840	(16,800)	-49.4%	COPR	HORWITH	JTLX267
06/22/06	07/18/06	NJA5330913	12854	34,040	50,780	(16,740)	-49.2%	COPR	HORWITH	CHUX221
06/22/06	07/18/06	NJA5330914	12855	68,280	50,520	17,760	26.0%	COPR	HORWITH	CHUX221
06/22/06	07/18/06	NJA5330915	12856	34,020	50,620	(16,600)	-48.8%	COPR	HORWITH	CHUX221
06/22/06	07/26/06	NJA5330916	12857	67,660	50,320	17,340	25.6%	COPR	HORWITH	CEFX35246

HONEYWELL SA-7 USE HAZARDOUS WASTE TRACKING (2006)										
Date Shipped	Date of Return Manifest	State Manifest	Man. Doc #	Facilty Manifest Weight (lbs)	Estimated Weight (lbs)	Manifest - Estimate (lbs)	Man. - Estimate (%)	Material	Transporter	RAILCAR #
06/22/06	07/26/06	NJA5330917	12858	68,280	52,080	16,200	23.7%	COPR	HORWITH	CEFX35246
06/22/06	07/26/06	NJA5330918	12859	30,920	50,620	(19,700)	-63.7%	COPR	HORWITH	CEFX35246
06/22/06	07/26/06	NJA5330919	12860	30,140	51,540	(21,400)	-71.0%	COPR	HORWITH	CEFX35246
06/22/06	07/26/06	NJA5330920	12861	16,220	50,860	(34,640)	-213.6%	COPR	HORWITH	JTLX30157
06/22/06	07/26/06	NJA5330921	12862	68,260	51,440	16,820	24.6%	COPR	HORWITH	JTLX30157
06/22/06	07/26/06	NJA5330922	12863	68,180	50,900	17,280	25.3%	COPR	HORWITH	JTLX30157
06/22/06	07/26/06	NJA5330923	12864	50,380	51,140	(760)	-1.5%	COPR	HORWITH	JTLX30157
06/22/06	07/18/06	NJA5330924	12865	67,800	51,560	16,240	24.0%	COPR	HORWITH	CHUX225
06/22/06	07/18/06	NJA5330925	12866	66,040	51,720	14,320	21.7%	COPR	HORWITH	CHUX225
06/22/06	07/18/06	NJA5330926	12867	33,940	50,660	(16,720)	-49.3%	COPR	HORWITH	CHUX225
06/22/06	07/18/06	NJA5330927	12868	33,920	51,980	(18,060)	-53.2%	COPR	HORWITH	CHUX225
06/22/06	07/18/06	NJA5330928	12869	67,040	47,400	19,640	29.3%	COPR	HORWITH	CEFX35239
06/22/06	07/18/06	NJA5330929	12870	66,680	52,320	14,360	21.5%	COPR	HORWITH	CEFX35239
06/22/06	07/18/06	NJA5330930	12871	33,500	50,200	(16,700)	-49.9%	COPR	HORWITH	CEFX35239
06/22/06	07/18/06	NJA5330931	12872	33,480	49,700	(16,220)	-48.4%	COPR	HORWITH	CEFX35239
06/22/06	07/18/06	NJA5330932	12873	67,000	50,660	16,340	24.4%	COPR	HORWITH	CHUX212
06/22/06	07/18/06	NJA5330933	12874	18,640	49,580	(30,940)	-166.0%	COPR	HORWITH	CHUX212
06/22/06	07/26/06	NJA5330934	12875	39,620	50,420	(10,800)	-27.3%	COPR	HORWITH	NDYX316241
06/22/06	07/26/06	NJA5330935	12876	60,400	40,320	20,080	33.2%	COPR	HORWITH	NDYX316241
06/22/06	07/26/06	NJA5330936	12877	66,380	46,080	20,300	30.6%	COPR	HORWITH	NDYX316241
06/22/06	07/26/06	NJA5330937	12878	13,820	45,300	(31,480)	-227.8%	COPR	HORWITH	NDYX316241
06/22/06	07/18/06	NJA5330938	12879	63,660	47,740	15,920	25.0%	COPR	HORWITH	CHUX212
06/22/06	07/18/06	NJA5330939	12880	45,340	48,920	(3,580)	-7.9%	COPR	HORWITH	CHUX212
06/22/06	07/26/06	NJA5330940	12881	22,340	51,480	(29,140)	-130.4%	COPR	HORWITH	JTLX278
06/22/06	07/26/06	NJA5330941	12882	38,360	49,640	(11,280)	-29.4%	COPR	HORWITH	CHUX104
06/22/06	07/26/06	NJA5330942	12883	67,140	49,440	17,700	26.4%	COPR	HORWITH	CHUX104
06/22/06	07/26/06	NJA5330943	12884	26,040	52,260	(26,220)	-100.7%	COPR	HORWITH	CHUX104
06/22/06	07/26/06	NJA5330944	12885	67,940	49,540	18,400	27.1%	COPR	HORWITH	CHUX104
06/22/06	07/26/06	NJA5330945	12886	37,520	50,000	(12,480)	-33.3%	COPR	HORWITH	CHUX110
06/22/06	07/26/06	NJA5330946	12887	68,020	51,100	16,920	24.9%	COPR	HORWITH	CHUX110
06/22/06	07/26/06	NJA5330947	12888	66,720	50,840	15,880	23.8%	COPR	HORWITH	CHUX110
06/22/06	07/26/06	NJA5330948	12889	27,540	49,080	(21,540)	-78.2%	COPR	HORWITH	CHUX110
06/22/06	07/26/06	NJA5330949	12890	35,960	51,660	(15,700)	-43.7%	COPR	HORWITH	CHUX125
06/22/06	07/26/06	NJA5330950	12891	67,320	51,260	16,060	23.9%	COPR	HORWITH	CHUX125
06/22/06	07/26/06	NJA5330951	12892	67,300	53,140	14,160	21.0%	COPR	HORWITH	CHUX125
06/22/06	07/26/06	NJA5330952	12893	32,360	51,480	(19,120)	-59.1%	COPR	HORWITH	CHUX125
06/22/06	07/31/06	NJA5330953	12894	36,500	51,980	(15,480)	-42.4%	COPR	HORWITH	CHUX114
06/22/06	07/31/06	NJA5330954	12895	76,620	52,240	24,380	31.8%	COPR	HORWITH	CHUX114
06/22/06	07/31/06	NJA5330955	12896	77,960	50,880	27,080	34.7%	COPR	HORWITH	CHUX114
06/22/06	07/31/06	NJA5330956	12897	16,120	52,040	(35,920)	-222.8%	COPR	HORWITH	CHUX114
06/22/06	07/26/06	NJA5330957	12898	51,040	50,620	420	0.8%	COPR	HORWITH	JTLX30116
06/22/06	07/26/06	NJA5330958	12899	66,820	51,720	15,100	22.6%	COPR	HORWITH	JTLX30116
06/22/06	07/26/06	NJA5330959	12900	67,360	51,180	16,180	24.0%	COPR	HORWITH	JTLX30116
06/22/06	07/26/06	NJA5330960	12901	16,940	50,420	(33,480)	-197.6%	COPR	HORWITH	JTLX30116
06/22/06	07/26/06	NJA5330961	12902	66,820	52,700	14,120	21.1%	COPR	HORWITH	JTLX278
06/22/06	07/26/06	NJA5330962	12903	68,660	50,940	17,720	25.8%	COPR	HORWITH	JTLX278
06/22/06	07/26/06	NJA5330963	12904	46,940	50,900	(3,960)	-8.4%	COPR	HORWITH	JTLX278
06/22/06	07/18/06	NJA5330964	12905	30,000	49,800	(19,800)	-66.0%	COPR	HORWITH	JTLX30172
06/22/06	07/18/06	NJA5330965	12906	68,240	52,380	15,860	23.2%	COPR	HORWITH	JTLX30172
06/22/06	07/18/06	NJA5330966	12907	67,900	49,060	18,840	27.7%	COPR	HORWITH	JTLX30172
06/22/06	07/18/06	NJA5330967	12908	30,700	48,940	(18,240)	-59.4%	COPR	HORWITH	JTLX30172
06/22/06	07/26/06	NJA5330968	12909	68,120	49,780	18,340	26.9%	COPR	HORWITH	NDYX320343
06/22/06	07/26/06	NJA5330969	12910	68,180	47,580	20,600	30.2%	COPR	HORWITH	NDYX320343
06/22/06	07/26/06	NJA5330970	12911	28,480	49,080	(20,600)	-72.3%	COPR	HORWITH	NDYX320343
06/23/06	07/26/06	NJA5330971	12912	76,800	47,080	29,720	38.7%	COPR	HORWITH	NDYX316036
06/23/06	07/26/06	NJA5330972	12913	28,480	50,260	(21,780)	-76.5%	COPR	HORWITH	NDYX320343
06/23/06	07/26/06	NJA5330973	12914	76,400	46,540	29,860	39.1%	COPR	HORWITH	NDYX316036
06/23/06	07/26/06	NJA5330974	12915	13,780	49,420	(35,640)	-258.6%	COPR	HORWITH	NDYX316036
06/23/06	07/26/06	NJA5330975	12916	13,780	48,240	(34,460)	-250.1%	COPR	HORWITH	NDYX316036
06/23/06	07/26/06	NJA5330976	12917	9,280	50,960	(41,680)	-449.1%	COPR	HORWITH	CEFX35241
06/23/06	07/26/06	NJA5330977	12918	67,640	51,460	16,180	23.9%	COPR	HORWITH	CEFX35241
06/23/06	07/26/06	NJA5330978	12919	66,920	51,200	15,720	23.5%	COPR	HORWITH	CEFX35241
06/23/06	07/26/06	NJA5330979	12920	67,400	51,020	16,380	24.3%	COPR	HORWITH	CEFX35241
06/23/06	07/26/06	NJA5330980	12921	14,780	47,420	(32,640)	-220.8%	COPR	HORWITH	NDYX316099
06/23/06	07/26/06	NJA5330981	12922	67,460	49,080	18,380	27.2%	COPR	HORWITH	NDYX316099
06/23/06	07/26/06	NJA5330982	12923	76,760	49,340	27,420	35.7%	COPR	HORWITH	NDYX316099
06/23/06	07/26/06	NJA5330983	12924	37,780	46,980	(9,200)	-24.4%	COPR	HORWITH	NDYX316099
06/23/06	07/26/06	NJA5330984	12925	66,300	48,020	18,280	27.6%	COPR	HORWITH	NDYX316114
06/23/06	07/26/06	NJA5330985	12926	67,240	48,980	18,260	27.2%	COPR	HORWITH	NDYX316114
06/23/06	07/26/06	NJA5330986	12927	67,000	51,620	15,380	23.0%	COPR	HORWITH	CHUX236
06/23/06	07/26/06	NJA5330987	12928	76,180	49,460	26,720	35.1%	COPR	HORWITH	CHUX236
06/23/06	07/26/06	NJA5330988	12929	32,840	51,720	(18,880)	-57.5%	COPR	HORWITH	CHUX236
06/23/06	07/26/06	NJA5330989	12930	32,820	52,360	(19,540)	-59.5%	COPR	HORWITH	CHUX236
06/23/06	07/26/06	NJA5330990	12931	10,700	49,740	(39,040)	-364.9%	COPR	HORWITH	JTLX30125

Honeywell

HONEYWELL SA-7 USE HAZARDOUS WASTE TRACKING (2006)										
Date Shipped	Date of Return Manifest	State Manifest	Man. Doc #	Facilty Manifest Weight (lbs)	Estimated Weight (lbs)	Manifest - Estimate (lbs)	Man. - Estimate (%)	Material	Transporter	RAILCAR #
06/23/06	07/26/06	NJA5330991	12932	67,960	49,060	18,900	27.8%	COPR	HORWITH	JTLX30125
06/23/06	07/31/06	NJA5330992	12933	76,840	47,580	29,260	38.1%	COPR	HORWITH	CHUX207
06/23/06	07/26/06	NJA5330993	12934	67,960	48,660	19,300	28.4%	COPR	HORWITH	JTLX30125
06/23/06	07/26/06	NJA5330994	12935	47,400	47,620	(220)	-0.5%	COPR	HORWITH	JTLX30125
06/23/06	07/26/06	NJA5330995	12936	18,440	49,800	(31,360)	-170.1%	COPR	HORWITH	JTLX30107
06/23/06	07/26/06	NJA5330996	12937	67,040	50,680	16,360	24.4%	COPR	HORWITH	JTLX30107
06/23/06	07/26/06	NJA5330997	12938	67,840	50,220	17,620	26.0%	COPR	HORWITH	JTLX30107
06/23/06	07/26/06	NJA5330998	12939	26,220	46,920	(20,700)	-78.9%	COPR	HORWITH	NDYX316114
06/23/06	07/26/06	NJA5330999	12940	26,220	48,740	(22,520)	-85.9%	COPR	HORWITH	NDYX316114
06/23/06	07/31/06	NJA5331000	12941	22,100	49,360	(27,260)	-123.3%	COPR	HORWITH	CHUX207
06/23/06	07/26/06	NJA5331001	12942	44,840	50,960	(6,120)	-13.6%	COPR	HORWITH	JTLX30107
06/23/06	07/31/06	NJA5331002	12943	76,240	50,400	25,840	33.9%	COPR	HORWITH	CHUX207
06/23/06	07/31/06	NJA5331003	12944	22,900	52,040	(29,140)	-127.2%	COPR	HORWITH	CHUX207
06/23/06	07/26/06	NJA5331004	12945	53,400	47,660	5,740	10.7%	COPR	HORWITH	CEFX35248
06/23/06	07/26/06	NJA5331005	12946	67,060	50,700	16,360	24.4%	COPR	HORWITH	CEFX35248
06/23/06	07/26/06	NJA5331006	12947	38,240	50,300	(12,060)	-31.5%	COPR	HORWITH	CEFX35248
06/23/06	07/26/06	NJA5331007	12948	38,240	49,900	(11,660)	-30.5%	COPR	HORWITH	CEFX35248
06/23/06	07/26/06	NJA5331008	12949	76,240	50,000	26,240	34.4%	COPR	HORWITH	NDYX320344
06/23/06	07/26/06	NJA5331009	12950	68,300	48,100	20,200	29.6%	COPR	HORWITH	NDYX320344
06/23/06	07/26/06	NJA5331010	12951	23,880	48,280	(24,400)	-102.2%	COPR	HORWITH	NDYX320344
06/23/06	07/26/06	NJA5331011	12952	20,480	49,580	(29,100)	-142.1%	COPR	HORWITH	CHUX106
06/23/06	07/26/06	NJA5331012	12953	66,040	49,380	16,660	25.2%	COPR	HORWITH	CHUX106
06/23/06	07/26/06	NJA5331013	12954	23,880	49,500	(25,620)	-107.3%	COPR	HORWITH	NDYX320344
06/23/06	07/26/06	NJA5331014	12955	67,520	50,240	17,280	25.6%	COPR	HORWITH	CHUX106
06/23/06	07/26/06	NJA5331015	12956	55,660	50,460	5,200	9.3%	COPR	HORWITH	JTLX30151
06/23/06	07/26/06	NJA5331016	12957	44,440	50,660	(6,220)	-14.0%	COPR	HORWITH	CHUX106
06/23/06	07/26/06	NJA5331017	12958	67,260	50,380	16,880	25.1%	COPR	HORWITH	JTLX30151
06/23/06	07/26/06	NJA5331018	12959	38,100	50,020	(11,920)	-31.3%	COPR	HORWITH	JTLX30151
06/23/06	07/26/06	NJA5331019	12960	38,120	49,080	(10,960)	-28.8%	COPR	HORWITH	JTLX30151
06/23/06	07/31/06	NJA5331020	12961	68,080	49,740	18,340	26.9%	COPR	HORWITH	CHUX116
06/23/06	07/31/06	NJA5331022	12962	29,440	52,440	(23,000)	-78.1%	COPR	HORWITH	CHUX116
06/23/06	07/31/06	NJA5331023	12963	66,320	50,320	16,000	24.1%	COPR	HORWITH	CHUX116
06/23/06	07/31/06	NJA5331024	12964	29,440	50,120	(20,680)	-70.2%	COPR	HORWITH	CHUX116
06/23/06	07/26/06	NJA5331025	12965	68,680	51,200	17,480	25.5%	COPR	HORWITH	CHUX113
06/23/06	07/26/06	NJA5331026	12966	76,260	50,600	25,660	33.6%	COPR	HORWITH	CHUX113
06/23/06	07/26/06	NJA5331027	12967	34,090	51,420	(17,330)	-50.8%	COPR	HORWITH	CHUX113
06/23/06	07/26/06	NJA5331028	12968	34,090	50,500	(16,410)	-48.1%	COPR	HORWITH	CHUX113
06/23/06	07/26/06	NJA5331029	12969	76,500	50,400	26,100	34.1%	COPR	HORWITH	JTLX271
06/23/06	07/26/06	NJA5331030	12970	48,980	49,120	(140)	-0.3%	COPR	HORWITH	JTLX271
06/23/06	07/26/06	NJA5331031	12971	33,600	51,380	(17,780)	-52.9%	COPR	HORWITH	JTLX271
06/23/06	07/26/06	NJA5331032	12972	33,600	49,580	(15,980)	-47.6%	COPR	HORWITH	JTLX271
06/26/06	07/31/06	NJA5331033	12973	66,720	50,480	16,240	24.3%	COPR	HORWITH	CHUX209
06/26/06	07/31/06	NJA5331035	12974	67,220	51,000	16,220	24.1%	COPR	HORWITH	CHUX209
06/26/06	07/31/06	NJA5331036	12975	54,700	48,640	6,060	11.1%	COPR	HORWITH	NDYX316007
06/26/06	07/31/06	NJA5331037	12976	67,320	49,260	18,060	26.8%	COPR	HORWITH	NDYX316007
06/26/06	07/31/06	NJA5331038	12977	33,520	50,100	(16,580)	-49.5%	COPR	HORWITH	CHUX209
06/26/06	07/31/06	NJA5331039	12978	33,540	50,340	(16,800)	-50.1%	COPR	HORWITH	CHUX209
06/26/06	07/31/06	NJA5331040	12979	76,780	51,200	25,580	33.3%	COPR	HORWITH	JTLX30122
06/26/06	07/31/06	NJA5331041	12980	33,620	49,200	(15,580)	-46.3%	COPR	HORWITH	NDYX316007
06/26/06	07/31/06	NJA5331042	12981	76,400	50,740	25,660	33.6%	COPR	HORWITH	JTLX30122
06/26/06	07/31/06	NJA5331043	12982	33,620	49,920	(16,300)	-48.5%	COPR	HORWITH	NDYX316007
06/26/06	07/31/06	NJA5331044	12983	23,660	51,320	(27,660)	-116.9%	COPR	HORWITH	JTLX30122
06/26/06	07/31/06	NJA5331045	12984	23,660	49,520	(25,860)	-109.3%	COPR	HORWITH	JTLX30122
06/26/06	07/31/06	NJA5331046	12985	66,940	50,060	16,880	25.2%	COPR	HORWITH	JTLX30161
06/26/06	07/31/06	NJA5331047	12986	67,440	49,700	17,740	26.3%	COPR	HORWITH	JTLX30161
06/26/06	07/31/06	NJA5331048	12987	33,200	49,320	(16,120)	-48.6%	COPR	HORWITH	JTLX30161
06/26/06	07/31/06	NJA5331049	12988	33,200	49,420	(16,220)	-48.9%	COPR	HORWITH	JTLX30161
06/26/06	07/31/06	NJA5331050	12989	10,800	50,900	(40,100)	-371.3%	COPR	HORWITH	JTLX30128
06/26/06	07/31/06	NJA5331051	12990	29,020	46,200	(17,180)	-59.2%	COPR	HORWITH	NDYX316018
06/26/06	07/31/06	NJA5331052	12991	67,000	51,640	15,360	22.9%	COPR	HORWITH	NDYX316018
06/26/06	07/31/06	NJA5331053	12992	76,760	47,040	29,720	38.7%	COPR	HORWITH	NDYX316018
06/26/06	07/31/06	NJA5331054	12993	12,820	44,960	(32,140)	-250.7%	COPR	HORWITH	NDYX316018
06/26/06	07/31/06	NJA5331055	12994	76,400	45,780	30,620	40.1%	COPR	HORWITH	JTLX30128
06/26/06	07/31/06	NJA5331056	12995	10,800	51,480	(40,680)	-376.7%	COPR	HORWITH	JTLX240
06/26/06	07/31/06	NJA5331057	12996	76,080	52,180	23,900	31.4%	COPR	HORWITH	JTLX30128
06/26/06	07/31/06	NJA5331058	12997	30,580	49,240	(18,660)	-61.0%	COPR	HORWITH	JTLX30128
06/26/06	07/31/06	NJA5331059	12998	35,880	51,260	(15,380)	-42.9%	COPR	HORWITH	CHUX249
06/26/06	07/31/06	NJA5331060	12999	66,900	50,180	16,720	25.0%	COPR	HORWITH	CHUX249
06/26/06	07/31/06	NJA5331061	13000	77,020	51,080	25,940	33.7%	COPR	HORWITH	CHUX249
06/26/06	07/31/06	NJA5331062	13001	53,260	47,400	5,860	11.0%	COPR	HORWITH	NDYX316246
06/26/06	07/31/06	NJA5331063	13002	15,600	50,100	(34,500)	-221.2%	COPR	HORWITH	CHUX249
06/26/06	07/31/06	NJA5331064	13003	67,360	47,980	19,380	28.8%	COPR	HORWITH	NDYX316246
06/26/06	07/31/06	NJA5331065	13004	52,260	51,920	340	0.7%	COPR	HORWITH	CHUX103
06/26/06	07/31/06	NJA5331066	13005	66,920	50,800	16,120	24.1%	COPR	HORWITH	CHUX103

Honeywell

HONEYWELL SA-7 USE HAZARDOUS WASTE TRACKING (2006)										
Date Shipped	Date of Return Manifest	State Manifest	Man. Doc #	Facilty Manifest Weight (lbs)	Estimated Weight (lbs)	Manifest - Estimate (lbs)	Man. - Estimate (%)	Material	Transporter	RAILCAR #
06/26/06	07/31/06	NJA5331067	13006	22,320	46,480	(24,160)	-108.2%	COPR	HORWITH	NDYX316248
06/26/06	07/31/06	NJA5331068	13007	67,360	51,560	15,800	23.5%	COPR	HORWITH	CHUX103
06/26/06	07/31/06	NJA5331069	13008	13,320	52,280	(38,960)	-292.5%	COPR	HORWITH	CHUX103
06/26/06	07/31/06	NJA5331070	13009	33,220	49,300	(16,080)	-48.4%	COPR	HORWITH	NDYX316246
06/26/06	07/31/06	NJA5331071	13010	47,580	48,540	(960)	-2.0%	COPR	HORWITH	NDYX316055
06/26/06	07/31/06	NJA5331072	13011	76,580	51,180	25,400	33.2%	COPR	HORWITH	JTLX240
06/26/06	07/31/06	NJA5331073	13012	76,460	52,840	23,620	30.9%	COPR	HORWITH	JTLX240
06/26/06	07/31/06	NJA5331074	13013	36,420	50,800	(14,380)	-39.5%	COPR	HORWITH	JTLX240
06/26/06	07/31/06	NJA5331075	13014	67,440	52,120	15,320	22.7%	COPR	HORWITH	CHUX187
06/26/06	07/31/06	NJA5331076	13015	66,840	50,900	15,940	23.8%	COPR	HORWITH	CHUX187
06/26/06	07/31/06	NJA5331077	13016	67,400	49,160	18,240	27.1%	COPR	HORWITH	NDYX316248
06/26/06	07/31/06	NJA5331078	13017	76,580	50,220	26,360	34.4%	COPR	HORWITH	NDYX316248
06/26/06	07/31/06	NJA5331079	13018	30,600	51,540	(20,940)	-68.4%	COPR	HORWITH	CHUX187
06/26/06	07/31/06	NJA5331080	13019	20,380	49,000	(28,620)	-140.4%	COPR	HORWITH	NDYX316248
06/26/06	07/31/06	NJA5331081	13020	33,220	48,900	(15,680)	-47.2%	COPR	HORWITH	NDYX316246
06/26/06	07/31/06	NJA5331082	13021	30,580	50,120	(19,540)	-63.9%	COPR	HORWITH	CHUX187
06/26/06	07/31/06	NJA5331083	13022	76,300	48,480	27,820	36.5%	COPR	HORWITH	NDYX316055
06/26/06	07/31/06	NJA5331084	13023	33,740	48,780	(15,040)	-44.6%	COPR	HORWITH	NDYX316055
06/26/06	07/31/06	NJA5331085	13024	33,720	48,980	(15,260)	-45.3%	COPR	HORWITH	NDYX316055
06/26/06	07/31/06	NJA5331086	13025	16,420	50,220	(33,800)	-205.8%	COPR	HORWITH	JTLX30117
06/26/06	07/31/06	NJA5331087	13026	68,060	49,040	19,020	27.9%	COPR	HORWITH	JTLX30117
06/26/06	07/31/06	NJA5331088	13027	76,280	49,700	26,580	34.8%	COPR	HORWITH	JTLX30117
06/27/06	07/26/06	NJA5331103	13028	68,540	49,100	19,440	28.4%	COPR	HORWITH	CHUX190
06/27/06	07/26/06	NJA5081453	13029	66,140	50,700	15,440	23.3%	COPR	HORWITH	CHUX190
06/27/06	07/31/06	NJA5081452	13030	76,460	48,820	27,640	36.1%	COPR	HORWITH	NDYX316166
06/27/06	07/31/06	NJA5081451	13031	76,580	49,120	27,460	35.9%	COPR	HORWITH	NDYX316166
06/27/06	07/31/06	NJA5081450	13032	20,000	46,180	(26,180)	-130.9%	COPR	HORWITH	NDYX316166
06/27/06	07/31/06	NJA5081449	13033	10,060	45,960	(35,900)	-356.9%	COPR	HORWITH	NDYX316166
06/27/06	07/26/06	NJA5081448	13034	31,960	48,100	(16,140)	-50.5%	COPR	HORWITH	CHUX190
06/27/06	07/26/06	NJA5081447	13035	31,960	50,140	(18,180)	-56.9%	COPR	HORWITH	CHUX190
06/27/06	07/26/06	NJA5081446	13036	12,180	51,180	(39,000)	-320.2%	COPR	HORWITH	CHUX220
06/27/06	07/26/06	NJA5081445	13037	68,240	50,440	17,800	26.1%	COPR	HORWITH	CHUX220
06/27/06	07/26/06	NJA5081494	13038	67,320	52,460	14,860	22.1%	COPR	HORWITH	CHUX220
06/27/06	07/26/06	NJA5081495	13039	52,760	50,120	2,640	5.0%	COPR	HORWITH	CHUX220
06/27/06	07/26/06	NJA5081496	13040	70,100	51,380	18,720	26.7%	COPR	HORWITH	CHUX184
06/27/06	07/26/06	NJA5081497	13041	68,420	50,000	18,420	26.9%	COPR	HORWITH	CHUX184
06/27/06	07/26/06	NJA5081498	13042	29,040	52,000	(22,960)	-79.1%	COPR	HORWITH	CHUX184
06/27/06	07/26/06	NJA5331123	13043	28,360	47,140	(18,780)	-66.2%	COPR	HORWITH	CHUX184
06/27/06	07/26/06	NJA5081499	13044	57,020	51,420	5,600	9.8%	COPR	HORWITH	CHUX218
06/27/06	07/26/06	NJA5331126	13045	76,740	48,760	27,980	36.5%	COPR	HORWITH	CHUX218
06/27/06	07/26/06	NJA5331127	13046	34,060	50,940	(16,880)	-49.6%	COPR	HORWITH	CHUX218
06/27/06	07/26/06	NJA5331128	13047	34,080	52,240	(18,160)	-53.3%	COPR	HORWITH	CHUX218
06/27/06	07/26/06	NJA5331129	13048	66,160	49,980	16,180	24.5%	COPR	HORWITH	JTLX30118
06/27/06	07/26/06	NJA5331130	13049	76,020	51,580	24,440	32.1%	COPR	HORWITH	JTLX30118
06/27/06	07/26/06	NJA5331131	13050	50,340	52,020	(1,680)	-3.3%	COPR	HORWITH	CHUX142
06/27/06	07/26/06	NJA5331132	13051	17,720	51,300	(33,580)	-189.5%	COPR	HORWITH	CHUX142
06/27/06	07/26/06	NJA5331133	13052	25,240	48,640	(23,400)	-92.7%	COPR	HORWITH	JTLX30118
06/27/06	07/26/06	NJA5331134	13053	67,540	52,860	14,680	21.7%	COPR	HORWITH	CHUX142
06/27/06	07/26/06	NJA5331135	13054	25,240	50,840	(25,600)	-101.4%	COPR	HORWITH	JTLX30118
06/27/06	07/26/06	NJA5331136	13055	67,080	52,960	14,120	21.0%	COPR	HORWITH	CHUX142
06/27/06	07/31/06	NJA5331138	13056	77,200	50,560	26,640	34.5%	COPR	HORWITH	JTLX30103
06/27/06	07/31/06	NJA5331139	13057	76,760	52,320	24,440	31.8%	COPR	HORWITH	JTLX30103
06/27/06	07/31/06	NJA5331140	13058	19,160	46,220	(27,060)	-141.2%	COPR	HORWITH	JTLX30103
06/27/06	07/31/06	NJA5331141	13059	19,940	49,980	(30,040)	-150.7%	COPR	HORWITH	JTLX30103
06/27/06	07/31/06	NJA5331142	13060	68,200	49,280	18,920	27.7%	COPR	HORWITH	CHUX204
06/27/06	07/31/06	NJA5331143	13061	23,560	49,900	(26,340)	-111.8%	COPR	HORWITH	CHUX204
06/27/06	07/31/06	NJA5331144	13062	68,400	51,300	17,100	25.0%	COPR	HORWITH	CHUX204
06/27/06	07/31/06	NJA5331145	13063	38,260	51,480	(13,220)	-34.6%	COPR	HORWITH	CHUX204
06/27/06	07/31/06	NJA5331146	13064	55,020	47,960	7,060	12.8%	COPR	HORWITH	CHUX141
06/27/06	07/31/06	NJA5331147	13065	66,280	45,320	20,960	31.6%	COPR	HORWITH	CHUX141
06/27/06	07/31/06	NJA5331148	13066	33,120	45,660	(12,540)	-37.9%	COPR	HORWITH	CHUX141
06/27/06	07/31/06	NJA5331149	13067	33,140	52,000	(18,860)	-56.9%	COPR	HORWITH	CHUX141
06/27/06	07/31/06	NJA5331150	13068	38,200	51,000	(12,800)	-33.5%	COPR	HORWITH	CHUX144
06/27/06	07/31/06	NJA5331151	13069	76,300	51,440	24,860	32.6%	COPR	HORWITH	CHUX144
06/27/06	07/31/06	NJA5331152	13070	67,040	51,160	15,880	23.7%	COPR	HORWITH	CHUX144
06/27/06	07/31/06	NJA5331153	13071	12,080	49,740	(37,660)	-311.8%	COPR	HORWITH	CHUX144
06/27/06	07/31/06	NJA5331154	13072	38,220	47,800	(9,580)	-25.1%	COPR	HORWITH	JTLX30117
06/27/06	07/31/06	NJA5331155	13073	13,820	52,820	(39,000)	-282.2%	COPR	HORWITH	CHUX248
06/27/06	07/31/06	NJA5331156	13074	67,920	48,400	19,520	28.7%	COPR	HORWITH	CHUX248
06/27/06	07/31/06	NJA5331157	13075	66,980	51,080	15,900	23.7%	COPR	HORWITH	CHUX248
06/27/06	07/31/06	NJA5331158	13076	51,980	51,040	940	1.8%	COPR	HORWITH	CHUX248
06/27/06	07/31/06	NJA5331159	13077	66,440	50,740	15,700	23.6%	COPR	HORWITH	JTLX30145
06/27/06	07/31/06	NJA5331160	13078	76,640	51,220	25,420	33.2%	COPR	HORWITH	JTLX30145
06/27/06	07/31/06	NJA5331161	13079	31,500	50,580	(19,080)	-60.6%	COPR	HORWITH	JTLX30145

HONEYWELL SA-7 USE HAZARDOUS WASTE TRACKING (2006)										
Date Shipped	Date of Return Manifest	State Manifest	Man. Doc #	Facilty Manifest Weight (lbs)	Estimated Weight (lbs)	Manifest - Estimate (lbs)	Man. - Estimate (%)	Material	Transporter	RAILCAR #
06/27/06	07/31/06	NJA5331162	13080	34,500	48,580	(14,080)	-40.8%	COPR	HORWITH	CHUX233
06/27/06	07/31/06	NJA5331163	13081	58,000	49,820	8,180	14.1%	COPR	HORWITH	CHUX233
06/27/06	07/31/06	NJA5331164	13082	31,500	50,180	(18,680)	-59.3%	COPR	HORWITH	JTLX30145
06/27/06	07/31/06	NJA5331165	13083	34,500	49,440	(14,940)	-43.3%	COPR	HORWITH	CHUX233
06/27/06	07/31/06	NJA5331166	13084	66,840	52,140	14,700	22.0%	COPR	HORWITH	CHUX233
06/27/06	07/31/06	NJA5331167	13085	38,260	53,780	(15,520)	-40.6%	COPR	HORWITH	CHUX107
06/27/06	07/31/06	NJA5331168	13086	76,260	50,300	25,960	34.0%	COPR	HORWITH	CHUX107
06/27/06	07/31/06	NJA5331169	13087	76,600	52,200	24,400	31.9%	COPR	HORWITH	CHUX107
06/27/06	07/31/06	NJA5331170	13088	10,760	49,720	(38,960)	-362.1%	COPR	HORWITH	CHUX107
06/28/06	08/07/06	NJA5331171	13089	67,220	50,640	16,580	24.7%	COPR	HORWITH	JTLX252
06/28/06	07/31/06	NJA5331172	13090	45,640	46,980	(1,340)	-2.9%	COPR	HORWITH	NDYX316179
06/28/06	08/07/06	NJA5331173	13091	68,000	50,300	17,700	26.0%	COPR	HORWITH	JTLX252
06/28/06	08/07/06	NJA5331174	13092	29,760	51,620	(21,860)	-73.5%	COPR	HORWITH	JTLX252
06/28/06	08/07/06	NJA5331175	13093	29,760	52,280	(22,520)	-75.7%	COPR	HORWITH	JTLX252
06/28/06	07/31/06	NJA5331176	13094	66,360	50,300	16,060	24.2%	COPR	HORWITH	CHUX230
06/28/06	07/31/06	NJA5331177	13095	67,840	50,520	17,320	25.5%	COPR	HORWITH	CHUX230
06/28/06	07/31/06	NJA5331178	13096	33,760	51,980	(18,220)	-54.0%	COPR	HORWITH	CHUX230
06/28/06	07/31/06	NJA5331179	13097	33,740	52,240	(18,500)	-54.8%	COPR	HORWITH	CHUX230
06/28/06	07/31/06	NJA5331180	13098	16,580	49,940	(33,360)	-201.2%	COPR	HORWITH	JTLX274
06/28/06	07/31/06	NJA5332723	13099	67,780	50,160	17,620	26.0%	COPR	HORWITH	JTLX274
06/28/06	07/31/06	NJA5332724	13100	65,920	50,400	15,520	23.5%	COPR	HORWITH	JTLX274
06/28/06	07/31/06	NJA5332725	13101	47,020	48,460	(1,440)	-3.1%	COPR	HORWITH	JTLX274
06/28/06	07/31/06	NJA5332726	13102	20,140	51,140	(31,000)	-153.9%	COPR	HORWITH	JTLX130
06/28/06	07/31/06	NJA5332727	13103	67,320	49,980	17,340	25.8%	COPR	HORWITH	JTLX130
06/28/06	07/31/06	NJA5332728	13104	76,640	49,920	26,720	34.9%	COPR	HORWITH	JTLX130
06/28/06	07/31/06	NJA5332729	13105	78,420	48,680	29,740	37.9%	COPR	HORWITH	NDYX316179
06/28/06	07/31/06	NJA5332730	13106	34,280	48,880	(14,600)	-42.6%	COPR	HORWITH	NDYX316179
06/28/06	07/31/06	NJA5332731	13107	34,280	47,900	(13,620)	-39.7%	COPR	HORWITH	NDYX316179
06/28/06	07/31/06	NJA5332732	13108	37,620	49,640	(12,020)	-32.0%	COPR	HORWITH	JTLX130
06/28/06	07/31/06	NJA5332733	13109	38,420	49,320	(10,900)	-28.4%	COPR	HORWITH	JTLX264
06/28/06	07/31/06	NJA5332734	13110	76,040	49,500	26,540	34.9%	COPR	HORWITH	JTLX264
06/28/06	07/31/06	NJA5332735	13111	66,780	50,040	16,740	25.1%	COPR	HORWITH	JTLX264
06/28/06	07/31/06	NJA5332736	13112	19,040	53,340	(34,300)	-180.1%	COPR	HORWITH	JTLX264
06/28/06	07/26/06	NJA5332737	13113	57,160	51,440	5,720	10.0%	COPR	HORWITH	CEFX35243
06/28/06	07/26/06	NJA5332738	13114	77,160	49,700	27,460	35.6%	COPR	HORWITH	CEFX35243
06/28/06	07/26/06	NJA5332739	13115	34,060	50,200	(16,140)	-47.4%	COPR	HORWITH	CEFX35243
06/28/06	07/26/06	NJA5332740	13116	34,080	49,260	(15,180)	-44.5%	COPR	HORWITH	CEFX35243
06/28/06	07/26/06	NJA5332741	13117	22,880	50,120	(27,240)	-119.1%	COPR	HORWITH	JTLX186
06/28/06	07/26/06	NJA5332742	13118	66,900	50,500	16,400	24.5%	COPR	HORWITH	JTLX186
06/28/06	07/26/06	NJA5332743	13119	76,600	46,980	29,620	38.7%	COPR	HORWITH	JTLX186
06/28/06	07/26/06	NJA5332744	13120	28,900	51,740	(22,840)	-79.0%	COPR	HORWITH	JTLX186
06/28/06	07/26/06	NJA5332745	13121	47,140	50,240	(3,100)	-6.6%	COPR	HORWITH	CHUX210
06/28/06	07/26/06	NJA5332746	13122	33,560	51,320	(17,760)	-52.9%	COPR	HORWITH	CHUX210
06/28/06	07/26/06	NJA5332747	13123	76,480	49,540	26,940	35.2%	COPR	HORWITH	CHUX210
06/28/06	07/26/06	NJA5332748	13124	33,580	50,720	(17,140)	-51.0%	COPR	HORWITH	CHUX210
06/28/06	07/31/06	NJA5332749	13125	10,780	49,300	(38,520)	-357.3%	COPR	HORWITH	JTLX262
06/28/06	07/31/06	NJA5332750	13126	76,540	52,120	24,420	31.9%	COPR	HORWITH	JTLX262
06/28/06	07/31/06	NJA5332751	13127	43,780	50,960	(7,180)	-16.4%	COPR	HORWITH	JTLX262
06/28/06	07/31/06	NJA5332752	13128	68,020	50,240	17,780	26.1%	COPR	HORWITH	JTLX262
06/28/06	07/26/06	NJA5332753	13129	16,780	51,640	(34,860)	-207.7%	COPR	HORWITH	JTLX127
06/28/06	07/26/06	NJA5332754	13130	76,980	51,720	25,260	32.8%	COPR	HORWITH	JTLX127
06/28/06	07/26/06	NJA5332755	13131	76,540	51,580	24,960	32.6%	COPR	HORWITH	JTLX127
06/28/06	07/26/06	NJA5332756	13132	37,160	50,260	(13,100)	-35.3%	COPR	HORWITH	JTLX127
06/28/06	07/26/06	NJA5332757	13133	38,680	51,680	(13,000)	-33.6%	COPR	HORWITH	CHUX154
06/28/06	07/26/06	NJA5332758	13134	67,040	49,700	17,340	25.9%	COPR	HORWITH	CHUX154
06/28/06	07/26/06	NJA5332759	13135	38,140	50,500	(12,360)	-32.4%	COPR	HORWITH	CHUX154
06/28/06	07/31/06	NJA5332760	13136	76,400	49,260	27,140	35.5%	COPR	HORWITH	CHUX163
06/28/06	07/26/06	NJA5332761	13137	38,160	48,080	(9,920)	-26.0%	COPR	HORWITH	CHUX154
06/28/06	07/31/06	NJA5332762	13138	76,600	50,020	26,580	34.7%	COPR	HORWITH	CHUX163
06/28/06	07/31/06	NJA5332763	13139	26,240	49,640	(23,400)	-89.2%	COPR	HORWITH	CHUX163
06/28/06	07/31/06	NJA5332764	13140	26,260	52,500	(26,240)	-99.9%	COPR	HORWITH	CHUX163
06/28/06	07/31/06	NJA5332765	13141	37,580	48,720	(11,140)	-29.6%	COPR	HORWITH	NDYX316143
06/28/06	07/26/06	NJA5332766	13142	65,740	49,880	15,860	24.1%	COPR	HORWITH	CHUX159
06/28/06	07/26/06	NJA5332767	13143	68,120	50,940	17,180	25.2%	COPR	HORWITH	CHUX159
06/28/06	07/31/06	NJA5332768	13144	67,120	51,100	16,020	23.9%	COPR	HORWITH	CHUX109
06/28/06	07/26/06	NJA5332769	13145	33,640	50,480	(16,840)	-50.1%	COPR	HORWITH	CHUX159
06/28/06	07/26/06	NJA5332770	13146	33,660	49,660	(16,000)	-47.5%	COPR	HORWITH	CHUX159
06/28/06	07/31/06	NJA5332771	13147	68,100	49,700	18,400	27.0%	COPR	HORWITH	CHUX109
06/28/06	07/31/06	NJA5332772	13148	28,440	51,900	(23,460)	-82.5%	COPR	HORWITH	CHUX109
06/28/06	07/31/06	NJA5332773	13149	66,980	49,320	17,660	26.4%	COPR	HORWITH	NDYX316143
06/28/06	07/31/06	NJA5332774	13150	28,440	49,940	(21,500)	-75.6%	COPR	HORWITH	CHUX109
06/29/06	07/31/06	NJA5332775	13151	77420	50,820	26,600	34.4%	COPR	HORWITH	CHUX241
06/29/06	07/31/06	NJA5332776	13152	76600	51,580	25,020	32.7%	COPR	HORWITH	CHUX241
06/29/06	07/31/06	NJA5332777	13153	21,300	50,800	(29,500)	-138.5%	COPR	HORWITH	CHUX241

HONEYWELL SA-7 USE HAZARDOUS WASTE TRACKING (2006)										
Date Shipped	Date of Return Manifest	State Manifest	Man. Doc #	Facilty Manifest Weight (lbs)	Estimated Weight (lbs)	Manifest - Estimate (lbs)	Man. - Estimate (%)	Material	Transporter	RAILCAR #
06/29/06	07/31/06	NJA5332778	13154	26,120	51,980	(25,860)	-99.0%	COPR	HORWITH	CHUX213
06/29/06	07/31/06	NJA5332779	13155	21,320	49,800	(28,480)	-133.6%	COPR	HORWITH	CHUX241
06/29/06	07/31/06	NJA5332780	13156	67,280	51,080	16,200	24.1%	COPR	HORWITH	CHUX213
06/29/06	07/31/06	NJA5332781	13157	66,420	49,420	17,000	25.6%	COPR	HORWITH	NDYX316219
06/29/06	07/31/06	NJA5332782	13158	76680	49,240	27,440	35.8%	COPR	HORWITH	CHUX108
06/29/06	07/31/06	NJA5332783	13159	68,040	50,540	17,500	25.7%	COPR	HORWITH	CHUX213
06/29/06	07/31/06	NJA5332784	13160	38,840	51,140	(12,300)	-31.7%	COPR	HORWITH	CHUX213
06/29/06	07/31/06	NJA5332785	13161	29,300	51,600	(22,300)	-76.1%	COPR	HORWITH	CHUX108
06/29/06	07/31/06	NJA5332786	13162	76,720	52,380	24,340	31.7%	COPR	HORWITH	CHUX108
06/29/06	07/31/06	NJA5332787	13163	18,320	50,240	(31,920)	-174.2%	COPR	HORWITH	CHUX108
06/29/06	07/31/06	NJA5332788	13164	76,680	50,940	25,740	33.6%	COPR	HORWITH	CHUX223
06/29/06	07/31/06	NJA5332789	13165	76,760	50,480	26,280	34.2%	COPR	HORWITH	CHUX223
06/29/06	07/31/06	NJA5332790	13166	24,680	51,240	(26,560)	-107.6%	COPR	HORWITH	CHUX223
06/29/06	07/31/06	NJA5332791	13167	67,300	48,480	18,820	28.0%	COPR	HORWITH	NDYX316219
06/29/06	07/31/06	NJA5332792	13168	24,700	51,500	(26,800)	-108.5%	COPR	HORWITH	CHUX223
06/29/06	07/31/06	NJA5332793	13169	33,760	48,600	(14,840)	-44.0%	COPR	HORWITH	NDYX316219
06/29/06	07/31/06	NJA5332794	13170	27,760	51,100	(23,340)	-84.1%	COPR	HORWITH	CHUX235
06/29/06	07/31/06	NJA5332795	13171	67,180	50,640	16,540	24.6%	COPR	HORWITH	CHUX235
06/29/06	07/31/06	NJA5332797	13172	67,940	52,380	15,560	22.9%	COPR	HORWITH	CHUX235
06/29/06	07/31/06	NJA5332798	13173	36,380	50,280	(13,900)	-38.2%	COPR	HORWITH	CHUX235
06/29/06	07/31/06	NJA5332799	13174	19,580	50,680	(31,100)	-158.8%	COPR	HORWITH	CHUX128
06/29/06	07/31/06	NJA5332800	13175	77,100	51,000	26,100	33.9%	COPR	HORWITH	CHUX128
06/29/06	07/31/06	NJA5332801	13176	75,780	51,420	24,360	32.1%	COPR	HORWITH	CHUX128
06/29/06	07/31/06	NJA5332802	13177	38,220	49,400	(11,180)	-29.3%	COPR	HORWITH	CHUX166
06/29/06	07/31/06	NJA5332803	13178	30,260	49,840	(19,580)	-64.7%	COPR	HORWITH	CHUX128
06/29/06	07/31/06	NJA5332804	13179	37,520	50,940	(13,420)	-35.8%	COPR	HORWITH	CHUX166
06/29/06	07/31/06	NJA5332805	13780	76,600	50,620	25,980	33.9%	COPR	HORWITH	CHUX166
06/29/06	07/31/06	NJA5332806	13781	33,780	47,760	(13,980)	-41.4%	COPR	HORWITH	NDYX316219
06/29/06	07/31/06	NJA5332807	13182	67,120	50,780	16,340	24.3%	COPR	HORWITH	CHUX219
06/29/06	07/31/06	NJA5332808	13183	30,740	51,060	(20,320)	-66.1%	COPR	HORWITH	CHUX219
06/29/06	07/31/06	NJA5332809	13184	38,220	50,340	(12,120)	-31.7%	COPR	HORWITH	CHUX166
06/29/06	07/31/06	NJA5332810	13185	36,980	50,840	(13,860)	-37.5%	COPR	HORWITH	CHUX244
06/29/06	07/31/06	NJA5332811	13186	67,840	49,820	18,020	26.6%	COPR	HORWITH	CHUX244
06/29/06	07/31/06	NJA5332812	13187	67,200	49,220	17,980	26.8%	COPR	HORWITH	NDYX316143
06/29/06	07/31/06	NJA5332813	13188	13,500	49,440	(35,940)	-266.2%	COPR	HORWITH	NDYX316143
06/29/06	07/31/06	NJA5332814	13189	63,020	49,560	13,460	21.4%	COPR	HORWITH	CHUX244
06/29/06	07/31/06	NJA5332815	13190	28,420	51,320	(22,900)	-80.6%	COPR	HORWITH	CHUX244
06/29/06	07/31/06	NJA5332816	13191	68,200	51,500	16,700	24.5%	COPR	HORWITH	CHUX219
06/29/06	07/31/06	NJA5332817	13192	36,180	52,300	(16,120)	-44.6%	COPR	HORWITH	CHUX219
06/29/06	07/31/06	NJA5332818	13193	32,760	50,900	(18,140)	-55.4%	COPR	HORWITH	CHUX124
06/29/06	07/31/06	NJA5332819	13194	66,620	51,120	15,500	23.3%	COPR	HORWITH	CHUX124
06/29/06	07/31/06	NJA5332820	13195	39,240	49,020	(9,780)	-24.9%	COPR	HORWITH	NDYX316056
06/29/06	07/31/06	NJA5332821	13196	67,920	51,560	16,360	24.1%	COPR	HORWITH	CHUX124
06/29/06	07/31/06	NJA5332822	13197	76,500	50,040	26,460	34.6%	COPR	HORWITH	NDYX316056
06/29/06	07/31/06	NJA5332823	13198	8,020	51,580	(43,560)	-543.1%	COPR	HORWITH	CHUX100
06/29/06	07/31/06	NJA5332824	13199	30440	50,500	(20,060)	-65.9%	COPR	HORWITH	CHUX124
06/29/06	07/31/06	NJA5332825	13200	67960	49,180	18,780	27.6%	COPR	HORWITH	CHUX100
06/29/06	07/31/06	NJA5332826	13201	43440	51,060	(7,620)	-17.5%	COPR	HORWITH	CHUX100
06/29/06	07/31/06	NJA5332827	13202	77,020	49,240	27,780	36.1%	COPR	HORWITH	CHUX100
06/29/06	07/31/06	NJA5332828	13203	68,700	50,980	17,720	25.8%	COPR	HORWITH	CEFX35238
06/29/06	07/31/06	NJA5332829	13204	37,560	49,560	(12,000)	-31.9%	COPR	HORWITH	CEFX35238
06/29/06	07/31/06	NJA5332830	13205	67,560	50,840	16,720	24.7%	COPR	HORWITH	CEFX35238
06/29/06	07/31/06	NJA5332831	13206	37,940	49,820	(11,880)	-31.3%	COPR	HORWITH	NDYX316056
06/29/06	07/31/06	NJA5332832	13207	37,360	50,260	(12,900)	-34.5%	COPR	HORWITH	CEFX35238
06/29/06	07/31/06	NJA5332833	13208	37,940	47,380	(9,440)	-24.9%	COPR	HORWITH	NDYX316056
06/29/06	07/31/06	NJA5332834	13209	56,180	50,140	6,040	10.8%	COPR	HORWITH	JTLX30137
06/29/06	07/31/06	NJA5332835	13210	68,220	50,640	17,580	25.8%	COPR	HORWITH	JTLX30137
06/29/06	07/31/06	NJA5332836	13211	38,000	52,180	(14,180)	-37.3%	COPR	HORWITH	JTLX30137
06/29/06	07/31/06	NJA5332837	13212	38,000	51,120	(13,120)	-34.5%	COPR	HORWITH	JTLX30137
06/30/06	07/31/06	NJA5332838	13213	37,440	49,340	(11,900)	-31.8%	COPR	HORWITH	NDYX316048
06/30/06	07/31/06	NJA5332839	13214	68,280	51,720	16,560	24.3%	COPR	HORWITH	NDYX320445
06/30/06	07/31/06	NJA5332840	13215	76,760	49,680	27,080	35.3%	COPR	HORWITH	NDYX316048
06/30/06	07/31/06	NJA5332841	13216	67,960	51,080	16,880	24.8%	COPR	HORWITH	NDYX320445
06/30/06	07/31/06	NJA5332842	13217	33,800	51,780	(17,980)	-53.2%	COPR	HORWITH	NDYX320445
06/30/06	07/31/06	NJA5332843	13218	33,800	51,420	(17,620)	-52.1%	COPR	HORWITH	NDYX320445
06/30/06	07/26/06	NJA5332844	13219	60,100	51,360	8,740	14.5%	COPR	HORWITH	CHUX126
06/30/06	07/26/06	NJA5332845	13220	68,580	49,880	18,700	27.3%	COPR	HORWITH	CHUX126
06/30/06	07/26/06	NJA5332846	13221	65,880	51,400	14,480	22.0%	COPR	HORWITH	CHUX126
06/30/06	07/26/06	NJA5332847	13222	6,100	51,500	(45,400)	-744.3%	COPR	HORWITH	CHUX126
06/30/06	07/26/06	NJA5332848	13223	38,700	50,760	(12,060)	-31.2%	COPR	HORWITH	CHUX153
06/30/06	07/26/06	NJA5332849	13224	76,780	51,060	25,720	33.5%	COPR	HORWITH	CHUX153
06/30/06	07/26/06	NJA5332850	13225	67,180	52,200	14,980	22.3%	COPR	HORWITH	CHUX153
06/30/06	07/26/06	NJA5332851	13226	16,940	50,300	(33,360)	-196.9%	COPR	HORWITH	CHUX153
06/30/06	07/26/06	NJA5332852	13227	14,880	51,200	(36,320)	-244.1%	COPR	HORWITH	NDYX320452

Honeywell

HONEYWELL SA-7 USE HAZARDOUS WASTE TRACKING (2006)										
Date Shipped	Date of Return Manifest	State Manifest	Man. Doc #	Facilty Manifest Weight (lbs)	Estimated Weight (lbs)	Manifest - Estimate (lbs)	Man. - Estimate (%)	Material	Transporter	RAILCAR #
06/30/06	08/07/06	NJA5332853	13228	37,780	49,480	(11,700)	-31.0%	COPR	HORWITH	NDYX316170
06/30/06	07/26/06	NJA5332854	13229	66,800	50,880	15,920	23.8%	COPR	HORWITH	NDYX320452
06/30/06	07/31/06	NJA5332855	13230	37,860	48,600	(10,740)	-28.4%	COPR	HORWITH	NDYX316048
06/30/06	07/31/06	NJA5332856	13231	37,860	49,380	(11,520)	-30.4%	COPR	HORWITH	NDYX316048
06/30/06	08/07/06	NJA5332857	13232	38,180	48,760	(10,580)	-27.7%	COPR	HORWITH	NDYX316170
06/30/06	08/07/06	NJA5332858	13233	76,540	47,620	28,920	37.8%	COPR	HORWITH	NDYX316170
06/30/06	08/07/06	NJA5332859	13234	38,180	48,120	(9,940)	-26.0%	COPR	HORWITH	NDYX316170
06/30/06	07/26/06	NJA5332862	13235	77,480	49,820	27,660	35.7%	COPR	HORWITH	NDYX320452
06/30/06	07/31/06	NJA5332863	13236	15,300	49,220	(33,920)	-221.7%	COPR	HORWITH	CHUX101
06/30/06	07/26/06	NJA5332864	13237	38,720	49,520	(10,800)	-27.9%	COPR	HORWITH	NDYX320452
06/30/06	07/31/06	NJA5332865	13238	76,400	51,300	25,100	32.9%	COPR	HORWITH	CHUX101
06/30/06	07/31/06	NJA5332866	13239	76,200	51,040	25,160	33.0%	COPR	HORWITH	CHUX101
06/30/06	07/31/06	NJA5332867	13240	29,400	50,520	(21,120)	-71.8%	COPR	HORWITH	CHUX101
06/30/06	07/31/06	NJA5332868	13241	26,160	49,620	(23,460)	-89.7%	COPR	HORWITH	CHUX135
06/30/06	07/31/06	NJA5332869	13242	76,500	49,900	26,600	34.8%	COPR	HORWITH	CHUX135
06/30/06	07/31/06	NJA5332870	13243	67,260	50,800	16,460	24.5%	COPR	HORWITH	CHUX135
06/30/06	07/31/06	NJA5332871	13244	30,700	51,280	(20,580)	-67.0%	COPR	HORWITH	CHUX135
06/30/06	07/31/06	NJA5332872	13245	6,660	50,660	(44,000)	-660.7%	COPR	HORWITH	CHUX172
06/30/06	07/31/06	NJA5332873	13246	68,000	50,480	17,520	25.8%	COPR	HORWITH	CHUX172
06/30/06	07/31/06	NJA5332874	13247	77,040	50,460	26,580	34.5%	COPR	HORWITH	CHUX172
06/30/06	07/31/06	NJA5332875	13248	50,800	51,920	(1,120)	-2.2%	COPR	HORWITH	CHUX172
06/30/06	07/31/06	NJA5332876	13249	66,780	50,740	16,040	24.0%	COPR	HORWITH	CHUX222
06/30/06	07/31/06	NJA5332877	13250	67,220	51,660	15,560	23.1%	COPR	HORWITH	CHUX222
06/30/06	07/31/06	NJA5332878	13251	29,960	49,620	(19,660)	-65.6%	COPR	HORWITH	CHUX222
06/30/06	07/31/06	NJA5332879	13252	29,980	51,500	(21,520)	-71.8%	COPR	HORWITH	CHUX222
06/30/06	08/17/06	NJA5332880	13253	67,920	51,420	16,500	24.3%	COPR	HORWITH	CHUX105
06/30/06	08/17/06	NJA5332881	13254	10,140	51,820	(41,680)	-411.0%	COPR	HORWITH	CHUX105
06/30/06	08/17/06	NJA5332882	13255	61,200	51,860	9,340	15.3%	COPR	HORWITH	CHUX105
06/30/06	08/17/06	NJA5332883	13256	67,500	52,620	14,880	22.0%	COPR	HORWITH	CHUX105
06/30/06	07/31/06	NJA5332884	13257	27,520	49,260	(21,740)	-79.0%	COPR	HORWITH	JTLX30140
06/30/06	07/31/06	NJA5332885	13258	76,860	49,580	27,280	35.5%	COPR	HORWITH	JTLX30140
06/30/06	07/31/06	NJA5332886	13259	67,680	50,400	17,280	25.5%	COPR	HORWITH	JTLX30140
06/30/06	07/31/06	NJA5332887	13260	43,000	51,320	(8,320)	-19.3%	COPR	HORWITH	NDYX316063
06/30/06	07/31/06	NJA5332888	13261	25,260	51,420	(26,160)	-103.6%	COPR	HORWITH	JTLX30140
06/30/06	07/31/06	NJA5332889	13262	76,920	47,260	29,660	38.6%	COPR	HORWITH	NDYX316063
06/30/06	07/31/06	NJA5332890	13263	38,380	47,020	(8,640)	-22.5%	COPR	HORWITH	NDYX316063
06/30/06	07/31/06	NJA5332891	13264	38,380	50,980	(12,600)	-32.8%	COPR	HORWITH	NDYX316063
06/30/06	07/31/06	NJA5332892	13265	67,560	51,700	15,860	23.5%	COPR	HORWITH	CEFX35242
06/30/06	07/31/06	NJA5332893	13266	77,100	47,720	29,380	38.1%	COPR	HORWITH	CEFX35242
06/30/06	07/31/06	NJA5332894	13267	24,480	51,880	(27,400)	-111.9%	COPR	HORWITH	CEFX35242
06/30/06	07/31/06	NJA5332895	13268	24,480	50,940	(26,460)	-108.1%	COPR	HORWITH	CEFX35242
06/30/06	07/31/06	NJA5332896	13269	67,220	51,640	15,580	23.2%	COPR	HORWITH	CHUX195
06/30/06	07/31/06	NJA5332897	13270	66,980	51,200	15,780	23.6%	COPR	HORWITH	CHUX195
06/30/06	07/31/06	NJA5332898	13271	32,340	51,560	(19,220)	-59.4%	COPR	HORWITH	CHUX195
06/30/06	07/31/06	NJA5332899	13272	32,340	50,480	(18,140)	-56.1%	COPR	HORWITH	CHUX195
06/30/06	07/31/06	NJA5332900	13273	76,180	50,660	25,520	33.5%	COPR	HORWITH	JTLX30166

02/09/89	**SITE TONS (Month)**	**JUN SUB-TOTAL:**	63,988,220	65,096,140	(1,107,920)	-1.73%	
08/15/26	**TONS (Site)**	**CUMULATIVE TOTAL:**	162,981,760	165,546,640	(2,564,880)	-1.57%	
02/09/23	**TONS (Facility)**	**CUMULATIVE TOTAL:**	162,981,760	164,920,680	(1,938,920)	-1.19%	

07/05/06	08/07/06	NJA5332901	13274	13,740	50,080	(36,340)	-264.5%	COPR	HORWITH	NDYX316020
07/05/06	08/07/06	NJA5332902	13275	67180	49,320	17,860	26.6%	COPR	HORWITH	NDYX316020
07/05/06	08/07/06	NJA5332903	13276	68040	47,240	20,800	30.6%	COPR	HORWITH	NDYX316020
07/05/06	08/07/06	NJA5332904	13277	38600	48,660	(10,060)	-26.1%	COPR	HORWITH	NDYX316020
07/05/06	07/31/06	NJA5332905	13278	76180	50,360	25,820	33.9%	COPR	HORWITH	JTLX30166
07/05/06	07/31/06	NJA5332906	13279	26120	50,060	(23,940)	-91.7%	COPR	HORWITH	JTLX30166
07/05/06	07/31/06	NJA5332907	13280	26100	51,020	(24,920)	-95.5%	COPR	HORWITH	JTLX30166
07/05/06	09/25/06	NJA5332908	13281	28220	48,540	(20,320)	-72.0%	COPR	HORWITH	NDYX316009
07/05/06	09/25/06	NJA5332909	13282	68440	49,980	18,460	27.0%	COPR	HORWITH	NDYX316009
07/05/06	07/31/06	NJA5332910	13283	14740	50,460	(35,720)	-242.3%	COPR	HORWITH	JTLX30123
07/05/06	07/31/06	NJA5332911	13284	68100	49,740	18,360	27.0%	COPR	HORWITH	JTLX30123
07/05/06	07/31/06	NJA5332912	13285	76420	52,140	24,280	31.8%	COPR	HORWITH	JTLX30123
07/05/06	07/31/06	NJA5332917	13286	38100	51,320	(13,220)	-34.7%	COPR	HORWITH	JTLX30123
07/05/06	09/25/06	NJA5332919	13287	66,680	49,800	16,880	25.3%	COPR	HORWITH	NDYX316009
07/05/06	07/31/06	NJA5332920	13288	38,760	50,820	(12,060)	-31.1%	COPR	HORWITH	CHUX199
07/05/06	09/25/06	NJA5332921	13289	29,940	48,100	(18,160)	-60.7%	COPR	HORWITH	NDYX316009
07/05/06	07/31/06	NJA5332922	13290	76,820	50,480	26,340	34.3%	COPR	HORWITH	CHUX199
07/05/06	07/31/06	NJA5332923	13291	62,820	50,820	12,000	19.1%	COPR	HORWITH	CHUX199
07/05/06	07/31/06	NJA5332924	13292	29,480	49,240	(19,760)	-67.0%	COPR	HORWITH	CHUX199
07/05/06	08/07/06	NJA5332925	13293	6,680	50,960	(44,280)	-662.9%	COPR	HORWITH	CHUX171
07/05/06	08/07/06	NJA5332926	13294	67,640	48,980	18,660	27.6%	COPR	HORWITH	CHUX171
07/05/06	08/07/06	NJA5332927	13295	76,880	49,000	27,880	36.3%	COPR	HORWITH	CHUX171
07/05/06	08/07/06	NJA5332928	13296	45,940	49,620	(3,680)	-8.0%	COPR	HORWITH	CHUX171

HONEYWELL SA-7 USE HAZARDOUS WASTE TRACKING (2006)										
Date Shipped	Date of Return Manifest	State Manifest	Man. Doc #	Facilty Manifest Weight (lbs)	Estimated Weight (lbs)	Manifest - Estimate (lbs)	Man. - Estimate (%)	Material	Transporter	RAILCAR #
07/05/06	07/31/06	NJA5332929	13297	68,200	49,640	18,560	27.2%	COPR	HORWITH	CHUX174
07/05/06	07/31/06	NJA5332930	13298	30,080	45,800	(15,720)	-52.3%	COPR	HORWITH	CHUX174
07/05/06	07/31/06	NJA5332931	13299	66,700	48,420	18,280	27.4%	COPR	HORWITH	CHUX174
07/05/06	07/31/06	NJA5332932	13300	30,100	49,900	(19,800)	-65.8%	COPR	HORWITH	CHUX174
07/05/06	07/31/06	NJA5332933	13301	56,780	49,560	7,220	12.7%	COPR	HORWITH	CHUX157
07/05/06	07/31/06	NJA5332934	13302	76,340	49,540	26,800	35.1%	COPR	HORWITH	CHUX157
07/05/06	07/31/06	NJA5332935	13303	31,300	49,900	(18,600)	-59.4%	COPR	HORWITH	CHUX157
07/05/06	07/31/06	NJA5332936	13304	31,300	49,780	(18,480)	-59.0%	COPR	HORWITH	CHUX157
07/05/06	08/07/06	NJA5332937	13305	37,800	50,620	(12,820)	-33.9%	COPR	HORWITH	CHUX245
07/05/06	08/07/06	NJA5332938	13306	67,080	50,740	16,340	24.4%	COPR	HORWITH	CHUX245
07/05/06	08/07/06	NJA5332939	13307	67,420	48,640	18,780	27.9%	COPR	HORWITH	CHUX245
07/05/06	08/07/06	NJA5332940	13308	19,960	49,620	(29,660)	-148.6%	COPR	HORWITH	CHUX245
07/05/06	08/17/06	NJA5332941	13309	68,200	50,240	17,960	26.3%	COPR	HORWITH	JTLX30164
07/05/06	08/17/06	NJA5332942	13310	67,580	50,940	16,640	24.6%	COPR	HORWITH	JTLX30164
07/05/06	08/17/06	NJA5332943	13311	37,960	50,040	(12,080)	-31.8%	COPR	HORWITH	JTLX30164
07/05/06	08/17/06	NJA5332944	13312	25,920	47,740	(21,820)	-84.2%	COPR	HORWITH	JTLX30164
07/05/06	07/31/06	NJA5332945	13313	38,100	49,720	(11,620)	-30.5%	COPR	HORWITH	JTLX30144
07/05/06	07/31/06	NJA5332946	13314	68,460	49,100	19,360	28.3%	COPR	HORWITH	JTLX30144
07/05/06	07/31/06	NJA5332947	13315	68,300	50,280	18,020	26.4%	COPR	HORWITH	JTLX30144
07/05/06	07/31/06	NJA5332948	13316	28,520	50,500	(21,980)	-77.1%	COPR	HORWITH	JTLX30144
07/05/06	08/07/06	NJA5332949	13317	59,200	50,960	8,240	13.9%	COPR	HORWITH	JTLX166
07/06/06	08/07/06	NJA5332950	13318	16,780	49,940	(33,160)	-197.6%	COPR	HORWITH	NDYX316137
07/06/06	08/07/06	NJA5332951	13319	76,620	49,200	27,420	35.8%	COPR	HORWITH	NDYX316137
07/06/06	08/07/06	NJA5332952	13320	68,060	48,100	19,960	29.3%	COPR	HORWITH	NDYX316137
07/06/06	07/31/06	NJA5332953	13321	76,540	50,220	26,320	34.4%	COPR	HORWITH	JTLX30114
07/06/06	07/31/06	NJA5332954	13322	37,520	51,300	(13,780)	-36.7%	COPR	HORWITH	JTLX30114
07/06/06	07/31/06	NJA5332955	13323	68,080	50,520	17,560	25.8%	COPR	HORWITH	JTLX30114
07/06/06	07/31/06	NJA5332956	13324	13,680	50,360	(36,680)	-268.1%	COPR	HORWITH	JTLX30114
07/06/06	08/07/06	NJA5332957	13325	28,600	48,920	(20,320)	-71.0%	COPR	HORWITH	NDYX316137
07/06/06	07/31/06	NJA5332958	13326	66,760	50,440	16,320	24.4%	COPR	HORWITH	CHUX232
07/06/06	07/31/06	NJA5332959	13327	26,840	51,300	(24,460)	-91.1%	COPR	HORWITH	CHUX232
07/06/06	07/31/06	NJA5332960	13328	77,300	51,940	25,360	32.8%	COPR	HORWITH	CHUX232
07/06/06	07/31/06	NJA5332961	13329	26,840	50,340	(23,500)	-87.6%	COPR	HORWITH	CHUX232
07/06/06	07/31/06	NJA5332962	13330	54,700	48,240	6,460	11.8%	COPR	HORWITH	NDYX316192
07/06/06	08/07/06	NJA5332963	13331	38,460	50,280	(11,820)	-30.7%	COPR	HORWITH	CHUX193
07/06/06	07/31/06	NJA5332964	13332	66,160	49,680	16,480	24.9%	COPR	HORWITH	NDYX316192
07/06/06	08/07/06	NJA5332965	13333	69,160	50,400	18,760	27.1%	COPR	HORWITH	CHUX193
07/06/06	07/31/06	NJA5332966	13334	33,440	47,460	(14,020)	-41.9%	COPR	HORWITH	NDYX316192
07/06/06	08/07/06	NJA5332967	13335	67,960	51,580	16,380	24.1%	COPR	HORWITH	CHUX193
07/06/06	07/31/06	NJA5332968	13336	76,860	50,000	26,860	34.9%	COPR	HORWITH	CHUX200
07/06/06	08/07/06	NJA5332969	13337	28,900	48,700	(19,800)	-68.5%	COPR	HORWITH	CHUX193
07/06/06	07/31/06	NJA5332970	13338	33,440	46,440	(13,000)	-38.9%	COPR	HORWITH	NDYX316192
07/06/06	07/31/06	NJA5332971	13339	54,000	50,500	3,500	6.5%	COPR	HORWITH	CHUX200
07/06/06	07/31/06	NJA5332972	13340	33,540	50,200	(16,660)	-49.7%	COPR	HORWITH	CHUX200
07/06/06	07/31/06	NJA5332973	13341	38,100	48,460	(10,360)	-27.2%	COPR	HORWITH	NDYX316098
07/06/06	07/31/06	NJA5332974	13342	68,180	49,920	18,260	26.8%	COPR	HORWITH	NDYX316098
07/06/06	07/31/06	NJA5332975	13343	57,840	46,820	11,020	19.1%	COPR	HORWITH	NDYX316238
07/06/06	07/31/06	NJA5332976	13344	76,560	49,140	27,420	35.8%	COPR	HORWITH	NDYX316238
07/06/06	07/31/06	NJA5332977	13345	26,800	50,500	(23,700)	-88.4%	COPR	HORWITH	NDYX316238
07/06/06	07/31/06	NJA5332978	13346	26,780	49,400	(22,620)	-84.5%	COPR	HORWITH	NDYX316238
07/06/06	08/07/06	NJA5332979	13347	76,300	50,640	25,660	33.6%	COPR	HORWITH	JTLX30143
07/06/06	08/07/06	NJA5332980	13348	66,960	50,220	16,740	25.0%	COPR	HORWITH	JTLX30143
07/06/06	08/07/06	NJA5332981	13349	23,800	49,840	(26,040)	-109.4%	COPR	HORWITH	JTLX30143
07/06/06	07/31/06	NJA5332982	13350	36,760	51,000	(14,240)	-38.7%	COPR	HORWITH	JTLX250
07/06/06	07/31/06	NJA5332983	13351	38,160	47,520	(9,360)	-24.5%	COPR	HORWITH	NDYX316098
07/06/06	07/31/06	NJA5332984	13352	38,180	46,480	(8,300)	-21.7%	COPR	HORWITH	NDYX316098
07/06/06	07/31/06	NJA5332985	13353	67,100	46,560	20,540	30.6%	COPR	HORWITH	JTLX250
07/06/06	07/31/06	NJA5332986	13354	67,060	51,000	16,060	23.9%	COPR	HORWITH	JTLX250
07/06/06	07/31/06	NJA5332987	13355	19,280	51,080	(31,800)	-164.9%	COPR	HORWITH	JTLX250
07/06/06	07/31/06	NJA5332988	13356	22,960	46,440	(23,480)	-102.3%	COPR	HORWITH	CHUX246
07/06/06	07/31/06	NJA5332989	13357	68,220	50,400	17,820	26.1%	COPR	HORWITH	CHUX246
07/06/06	07/31/06	NJA5332990	13358	76,800	52,340	24,460	31.8%	COPR	HORWITH	CHUX246
07/06/06	07/31/06	NJA5332991	13359	28,760	50,420	(21,660)	-75.3%	COPR	HORWITH	CHUX246
07/06/06	07/31/06	NJA5332992	13360	33,540	50,980	(17,440)	-52.0%	COPR	HORWITH	CHUX200
07/06/06	07/31/06	NJA5332993	13361	9,160	50,460	(41,300)	-450.9%	COPR	HORWITH	JTLX50
07/06/06	07/31/06	NJA5332994	13362	77,180	52,080	25,100	32.5%	COPR	HORWITH	JTLX50
07/06/06	07/31/06	NJA5332995	13363	47,000	50,720	(3,720)	-7.9%	COPR	HORWITH	JTLX50
07/06/06	07/31/06	NJA5332996	13364	66,880	52,040	14,840	22.2%	COPR	HORWITH	JTLX50
07/06/06	08/07/06	NJA5332997	13365	76,660	49,760	26,900	35.1%	COPR	HORWITH	JTLX260
07/06/06	08/07/06	NJA5332998	13366	21,120	51,420	(30,300)	-143.5%	COPR	HORWITH	JTLX260
07/06/06	08/07/06	NJA5332999	13367	76,540	51,800	24,740	32.3%	COPR	HORWITH	JTLX260
07/06/06	07/31/06	NJA5333000	13368	42,980	47,360	(4,380)	-10.2%	COPR	HORWITH	CHUX217
07/06/06	08/07/06	NJA5333001	13369	25,240	50,200	(24,960)	-98.9%	COPR	HORWITH	JTLX260
07/06/06	07/31/06	NJA5333002	13370	68,380	50,140	18,240	26.7%	COPR	HORWITH	CHUX217

HONEYWELL SA-7 USE HAZARDOUS WASTE TRACKING (2006)

Date Shipped	Date of Return Manifest	State Manifest	Man. Doc #	Facilty Manifest Weight (lbs)	Estimated Weight (lbs)	Manifest - Estimate (lbs)	Man. - Estimate (%)	Material	Transporter	RAILCAR #
07/06/06	07/31/06	NJA5333003	13371	65,940	50,740	15,200	23.1%	COPR	HORWITH	CHUX217
07/06/06	07/31/06	NJA5333004	13372	18,080	51,300	(33,220)	-183.7%	COPR	HORWITH	CHUX217
07/06/06	07/31/06	NJA5333005	13373	48,880	48,560	320	0.7%	COPR	HORWITH	JTLX30168
07/06/06	07/31/06	NJA5333006	13374	38,560	52,820	(14,260)	-37.0%	COPR	HORWITH	JTLX30168
07/06/06	07/31/06	NJA5333007	13375	67,400	50,900	16,500	24.5%	COPR	HORWITH	JTLX30168
07/06/06	08/07/06	NJA5333008	13376	65,960	50,880	15,080	22.9%	COPR	HORWITH	JTLX166
07/06/06	07/31/06	NJA5333009	13377	38,540	51,380	(12,840)	-33.3%	COPR	HORWITH	JTLX30168
07/06/06	08/07/06	NJA5333010	13378	33,820	52,620	(18,800)	-55.6%	COPR	HORWITH	JTLX166
07/06/06	08/07/06	NJA5333011	13379	33,820	50,400	(16,580)	-49.0%	COPR	HORWITH	JTLX166
07/07/06	08/07/06	NJA5333012	13380	20,400	51,080	(30,680)	-150.4%	COPR	HORWITH	CHUX238
07/07/06	07/31/06	NJA5333131	13381	66,420	51,180	15,240	22.9%	COPR	HORWITH	CHUX188
07/07/06	07/31/06	NJA5333132	13382	42,340	48,360	(6,020)	-14.2%	COPR	HORWITH	CHUX188
07/07/06	07/31/06	NJA5333015	13383	67,240	50,900	16,340	24.3%	COPR	HORWITH	CHUX188
07/07/06	07/31/06	NJA5333016	13384	18,900	49,700	(30,800)	-163.0%	COPR	HORWITH	CHUX188
07/07/06	08/07/06	NJA5333017	13385	48,600	51,300	(2,700)	-5.6%	COPR	HORWITH	CHUX181
07/07/06	08/07/06	NJA5333018	13386	76,780	49,560	27,220	35.5%	COPR	HORWITH	CHUX181
07/07/06	08/07/06	NJA5333019	13387	38,220	48,220	(10,000)	-26.2%	COPR	HORWITH	CHUX181
07/07/06	08/07/06	NJA5333020	13388	38,240	50,020	(11,780)	-30.8%	COPR	HORWITH	CHUX181
07/07/06	08/07/06	NJA5333021	13389	76,320	50,740	25,580	33.5%	COPR	HORWITH	CHUX238
07/07/06	08/07/06	NJA5333022	13390	23,800	50,940	(27,140)	-114.0%	COPR	HORWITH	JTLX30143
07/07/06	08/07/06	NJA5333023	13391	76,600	50,700	25,900	33.8%	COPR	HORWITH	CHUX238
07/07/06	08/07/06	NJA5333024	13392	23,100	49,140	(26,040)	-112.7%	COPR	HORWITH	CHUX238
07/07/06	08/07/06	NJA5333025	13393	44,860	48,920	(4,060)	-9.1%	COPR	HORWITH	JTLX175
07/07/06	08/07/06	NJA5333026	13394	68,540	51,360	17,180	25.1%	COPR	HORWITH	JTLX175
07/07/06	08/07/06	NJA5333027	13395	66,780	50,540	16,240	24.3%	COPR	HORWITH	JTLX175
07/07/06	08/07/06	NJA5333028	13396	14,400	46,920	(32,520)	-225.8%	COPR	HORWITH	JTLX175
07/07/06	08/07/06	NJA5333029	13397	39,460	48,980	(9,520)	-24.1%	COPR	HORWITH	CHUX177
07/07/06	08/07/06	NJA5333030	13398	65,900	48,200	17,700	26.9%	COPR	HORWITH	CHUX177
07/07/06	08/07/06	NJA5333031	13399	66,920	49,520	17,400	26.0%	COPR	HORWITH	CHUX177
07/07/06	08/07/06	NJA5333032	13400	19,400	49,320	(29,920)	-154.2%	COPR	HORWITH	CHUX177
07/07/06	08/07/06	NJA5333033	13401	77,260	50,620	26,640	34.5%	COPR	HORWITH	CHUX183
07/07/06	08/07/06	NJA5333034	13402	38,120	50,320	(12,200)	-32.0%	COPR	HORWITH	CHUX183
07/07/06	08/07/06	NJA5333035	13403	47,500	49,900	(2,400)	-5.1%	COPR	HORWITH	CHUX183
07/07/06	08/07/06	NJA5333036	13404	38,100	49,660	(11,560)	-30.3%	COPR	HORWITH	CHUX183
07/07/06	08/24/06	NJA5333037	13405	76,520	50,600	25,920	33.9%	COPR	HORWITH	JTLX30160
07/07/06	08/24/06	NJA5333038	13406	63,740	49,320	14,420	22.6%	COPR	HORWITH	JTLX30160
07/07/06	08/24/06	NJA5333039	13407	24,860	51,020	(26,160)	-105.2%	COPR	HORWITH	JTLX30160
07/07/06	08/24/06	NJA5333040	13408	24,880	49,720	(24,840)	-99.8%	COPR	HORWITH	JTLX30160
07/07/06	08/07/06	NJA5333041	13409	32,320	50,160	(17,840)	-55.2%	COPR	HORWITH	CHUX216
07/07/06	08/07/06	NJA5333042	13410	66,980	49,480	17,500	26.1%	COPR	HORWITH	CHUX216
07/07/06	07/31/06	NJA5333043	13411	26,160	51,740	(25,580)	-97.8%	COPR	HORWITH	CHUX170
07/07/06	07/31/06	NJA5333044	13412	68,040	50,360	17,680	26.0%	COPR	HORWITH	CHUX170
07/07/06	07/31/06	NJA5333045	13413	76,540	50,820	25,720	33.6%	COPR	HORWITH	CHUX170
07/07/06	07/31/06	NJA5333046	13414	25,960	49,840	(23,880)	-92.0%	COPR	HORWITH	CHUX170
07/07/06	07/31/06	NJA5333047	13415	23,000	52,460	(29,460)	-128.1%	COPR	HORWITH	CHUX194
07/07/06	07/31/06	NJA5333048	13416	77,520	49,320	28,200	36.4%	COPR	HORWITH	CHUX194
07/07/06	07/31/06	NJA5333049	13417	59,260	51,180	8,080	13.6%	COPR	HORWITH	CHUX194
07/07/06	08/07/06	NJA5333050	13418	17,480	49,200	(31,720)	-181.5%	COPR	HORWITH	NDYX316194
07/07/06	08/07/06	NJA5333051	13419	67,980	49,220	18,760	27.6%	COPR	HORWITH	NDYX316194
07/07/06	07/31/06	NJA5335052	13420	40,900	52,000	(11,100)	-27.1%	COPR	HORWITH	CHUX194
07/07/06	08/07/06	NJA5333053	13421	67,500	52,580	14,920	22.1%	COPR	HORWITH	CHUX216
07/07/06	08/07/06	NJA5333054	13422	39,320	51,440	(12,120)	-30.8%	COPR	HORWITH	CHUX216
07/07/06	08/07/06	NJA5333055	13423	17,060	51,140	(34,080)	-199.8%	COPR	HORWITH	JTLX30149
07/07/06	08/07/06	NJA5333056	13424	76,240	52,040	24,200	31.7%	COPR	HORWITH	JTLX30149
07/07/06	08/07/06	NJA5333057	13425	76780	46,440	30,340	39.5%	COPR	HORWITH	NDYX316194
07/07/06	08/07/06	NJA5333058	13426	68100	50,100	18,000	26.4%	COPR	HORWITH	JTLX30149
07/07/06	08/07/06	NJA5333059	13427	25480	48,700	(23,220)	-91.1%	COPR	HORWITH	NDYX316194
07/07/06	08/07/06	NJA5333060	13428	76,260	50,340	25,920	34.0%	COPR	HORWITH	NDYX320427
07/07/06	08/07/06	NJA5333061	13429	33,640	48,600	(14,960)	-44.5%	COPR	HORWITH	JTLX30149
07/07/06	08/07/06	NJA5333062	13430	66,960	49,900	17,060	25.5%	COPR	HORWITH	NDYX320427
07/07/06	08/07/06	NJA5333068	13431	25,240	50,660	(25,420)	-100.7%	COPR	HORWITH	NDYX320427
07/07/06	08/07/06	NJA5333069	13432	25,900	49,000	(23,100)	-89.2%	COPR	HORWITH	NDYX320427
07/07/06	08/07/06	NJA5333070	13433	45,060	51,380	(6,320)	-14.0%	COPR	HORWITH	CHUX175
07/07/06	08/07/06	NJA5333071	13434	76,700	48,960	27,740	36.2%	COPR	HORWITH	CHUX175
07/07/06	08/07/06	NJA5333072	13435	37,580	51,760	(14,180)	-37.7%	COPR	HORWITH	CHUX175
07/07/06	08/07/06	NJA5333073	13436	39,080	50,280	(11,200)	-28.7%	COPR	HORWITH	CHUX175
07/07/06	08/07/06	NJA5333074	13437	43380	51,340	(7,960)	-18.3%	COPR	HORWITH	CHUX242
07/07/06	08/07/06	NJA5333075	13438	65360	52,620	12,740	19.5%	COPR	HORWITH	CHUX242
07/07/06	08/07/06	NJA5333076	13439	67180	50,440	16,740	24.9%	COPR	HORWITH	CHUX242
07/07/06	08/07/06	NJA5333077	13440	22,180	50,140	(27,960)	-126.1%	COPR	HORWITH	CHUX242
07/07/06	08/07/06	NJA5333078	13441	38,320	50,040	(11,720)	-30.6%	COPR	HORWITH	CHUX152
07/10/06	08/07/06	NJA5333079	13442	28,840	48,940	(20,100)	-69.7%	COPR	HORWITH	NDYX316079
07/10/06	08/07/06	NJA5333080	13443	68,580	49,240	19,340	28.2%	COPR	HORWITH	NDYX316079
07/10/06	08/07/06	NJA5333081	13444	38,200	50,340	(12,140)	-31.8%	COPR	HORWITH	CHUX243

HONEYWELL SA-7 USE HAZARDOUS WASTE TRACKING (2006)

Date Shipped	Date of Return Manifest	State Manifest	Man. Doc #	Facilty Manifest Weight (lbs)	Estimated Weight (lbs)	Manifest - Estimate (lbs)	Man. - Estimate (%)	Material	Transporter	RAILCAR #
07/10/06	08/07/06	NJA5333082	13445	67,820	51,400	16,420	24.2%	COPR	HORWITH	CHUX243
07/10/06	08/07/06	NJA5333083	13446	67,020	50,800	16,220	24.2%	COPR	HORWITH	CHUX243
07/10/06	08/07/06	NJA5333084	13447	26,040	51,080	(25,040)	-96.2%	COPR	HORWITH	CHUX243
07/10/06	08/07/06	NJA5333085	13448	67,960	49,360	18,600	27.4%	COPR	HORWITH	NDYX316079
07/10/06	08/07/06	NJA5333086	13449	29,420	49,280	(19,860)	-67.5%	COPR	HORWITH	NDYX316079
07/10/06	08/07/06	NJA5333087	13450	61,380	51,420	9,960	16.2%	COPR	HORWITH	CHUX191
07/10/06	08/07/06	NJA5333088	13451	33,440	50,940	(17,500)	-52.3%	COPR	HORWITH	JTLX30139
07/10/06	08/07/06	NJA5333089	13452	55,780	51,300	4,480	8.0%	COPR	HORWITH	JTLX30139
07/10/06	08/07/06	NJA5333090	13453	76,260	50,540	25,720	33.7%	COPR	HORWITH	JTLX30139
07/10/06	08/07/06	NJA5333091	13454	33,420	51,080	(17,660)	-52.8%	COPR	HORWITH	JTLX30139
07/10/06	08/07/06	NJA5333092	13455	76,060	50,620	25,440	33.4%	COPR	HORWITH	CHUX191
07/10/06	08/07/06	NJA5333093	13456	33,320	50,900	(17,580)	-52.8%	COPR	HORWITH	CHUX191
07/10/06	08/07/06	NJA5333094	13457	76,520	49,980	26,540	34.7%	COPR	HORWITH	CHUX224
07/10/06	08/07/06	NJA5333095	13458	33,320	51,120	(17,800)	-53.4%	COPR	HORWITH	CHUX191
07/10/06	08/07/06	NJA5333096	13459	67,920	51,660	16,260	23.9%	COPR	HORWITH	CHUX224
07/10/06	08/07/06	NJA5333097	13460	68,140	47,920	20,220	29.7%	COPR	HORWITH	NDYX316105
07/10/06	08/07/06	NJA5333098	13461	59,480	49,000	10,480	17.6%	COPR	HORWITH	NDYX316105
07/10/06	08/07/06	NJA5333099	13462	23,500	50,880	(27,380)	-116.5%	COPR	HORWITH	CHUX224
07/10/06	08/07/06	NJA5333100	13463	23,520	50,600	(27,080)	-115.1%	COPR	HORWITH	CHUX224
07/10/06	08/07/06	NJA5333101	13464	30,620	49,420	(18,800)	-61.4%	COPR	HORWITH	NDYX316105
07/10/06	08/07/06	NJA5333102	13465	37,440	52,160	(14,720)	-39.3%	COPR	HORWITH	CHUX228
07/10/06	08/07/06	NJA5333103	13466	67,020	50,980	16,040	23.9%	COPR	HORWITH	CHUX228
07/10/06	08/07/06	NJA5333104	13467	47,900	49,940	(2,040)	-4.3%	COPR	HORWITH	NDYX316140
07/10/06	08/07/06	NJA5333105	13468	67,300	49,160	18,140	27.0%	COPR	HORWITH	NDYX316140
07/10/06	08/07/06	NJA5333106	13469	66,440	51,040	15,400	23.2%	COPR	HORWITH	CHUX228
07/10/06	08/07/06	NJA5333107	13470	27,980	50,760	(22,780)	-81.4%	COPR	HORWITH	CHUX228
07/10/06	08/07/06	NJA5333108	13471	30,620	48,060	(17,440)	-57.0%	COPR	HORWITH	NDYX316105
07/10/06	08/07/06	NJA5333109	13472	9,140	50,000	(40,860)	-447.0%	COPR	HORWITH	CHUX226
07/10/06	08/07/06	NJA5333110	13473	65,660	48,720	16,940	25.8%	COPR	HORWITH	NDYX316140
07/10/06	08/07/06	NJA5333111	13474	56,940	47,600	9,340	16.4%	COPR	HORWITH	NDYX316078
07/10/06	08/07/06	NJA5333112	13475	66,940	51,660	15,280	22.8%	COPR	HORWITH	CHUX226
07/10/06	08/07/06	NJA5333113	13476	76,240	51,500	24,740	32.5%	COPR	HORWITH	CHUX226
07/10/06	08/07/06	NJA5333114	13477	46,760	51,180	(4,420)	-9.5%	COPR	HORWITH	CHUX226
07/10/06	08/07/06	NJA5333115	13478	76,620	51,460	25,160	32.8%	COPR	HORWITH	CHUX152
07/10/06	08/07/06	NJA5333116	13479	68,280	51,220	17,060	25.0%	COPR	HORWITH	CHUX152
07/10/06	08/07/06	NJA5333117	13480	67,480	49,260	18,220	27.0%	COPR	HORWITH	NDYX316078
07/10/06	08/07/06	NJA5333118	13481	10,040	49,380	(39,340)	-391.8%	COPR	HORWITH	NDYX316140
07/10/06	08/07/06	NJA5333119	13482	18,620	50,900	(32,280)	-173.4%	COPR	HORWITH	CHUX152
07/10/06	08/07/06	NJA5333120	13483	33,540	49,860	(16,320)	-48.7%	COPR	HORWITH	NDYX316078
07/10/06	08/07/06	NJA5333121	13484	13,740	51,020	(37,280)	-271.3%	COPR	HORWITH	CHUX182
07/10/06	08/07/06	NJA5333122	13485	76,660	51,000	25,660	33.5%	COPR	HORWITH	CHUX182
07/10/06	08/07/06	NJA5334323	13486	67,420	51,860	15,560	23.1%	COPR	HORWITH	CHUX182
07/10/06	08/07/06	NJA5334324	13487	38,340	52,020	(13,680)	-35.7%	COPR	HORWITH	CHUX182
07/10/06	08/07/06	NJA5334325	13488	66,960	50,560	16,400	24.5%	COPR	HORWITH	JTLX273
07/10/06	08/07/06	NJA5334326	13489	29,900	48,140	(18,240)	-61.0%	COPR	HORWITH	NDYX316132
07/10/06	08/07/06	NJA5334327	13490	33,540	49,640	(16,100)	-48.0%	COPR	HORWITH	NDYX316078
07/10/06	08/07/06	NJA5334328	13491	76,500	46,140	30,360	39.7%	COPR	HORWITH	NDYX316132
07/10/06	08/07/06	NJA5334329	13492	68,260	51,460	16,800	24.6%	COPR	HORWITH	NDYX316132
07/10/06	08/07/06	NJA5334330	13493	14,520	49,820	(35,300)	-243.1%	COPR	HORWITH	NDYX316132
07/10/06	08/07/06	NJA5334331	13494	76,380	48,320	28,060	36.7%	COPR	HORWITH	NDYX316076
07/10/06	08/07/06	NJA5334332	13495	50,080	47,620	2,460	4.9%	COPR	HORWITH	NDYX316224
07/10/06	08/07/06	NJA5334333	13496	76,220	49,140	27,080	35.5%	COPR	HORWITH	NDYX316076
07/10/06	08/07/06	NJA5334334	13497	68,500	49,980	18,520	27.0%	COPR	HORWITH	JTLX273
07/10/06	08/07/06	NJA5334335	13498	31,300	50,540	(19,240)	-61.5%	COPR	HORWITH	JTLX273
07/10/06	08/07/06	NJA5334336	13499	31,300	51,140	(19,840)	-63.4%	COPR	HORWITH	JTLX273
07/10/06	08/07/06	NJA5334337	13500	67,040	51,280	15,760	23.5%	COPR	HORWITH	NDYX320437
07/10/06	08/07/06	NJA5334338	13501	67,180	52,100	15,080	22.4%	COPR	HORWITH	NDYX320437
07/10/06	08/07/06	NJA5334339	13502	33,120	52,040	(18,920)	-57.1%	COPR	HORWITH	NDYX320437
07/10/06	08/07/06	NJA5334340	13503	33,140	52,740	(19,600)	-59.1%	COPR	HORWITH	NDYX320437
07/11/06	08/07/06	NJA5334341	13504	15320	50,980	(35,660)	-232.8%	COPR	HORWITH	JTLX30169
07/11/06	08/07/06	NJA5334342	13505	70860	48,180	22,680	32.0%	COPR	HORWITH	NDYX316224
07/11/06	08/07/06	NJA5334343	13506	20720	49,800	(29,080)	-140.3%	COPR	HORWITH	NDYX316076
07/11/06	08/07/06	NJA5334344	13507	75,840	50,500	25,340	33.4%	COPR	HORWITH	JTLX30169
07/11/06	08/07/06	NJA5334345	13508	68,380	51,260	17,120	25.0%	COPR	HORWITH	JTLX30169
07/11/06	08/07/06	NJA5334346	13509	33,920	49,380	(15,460)	-45.6%	COPR	HORWITH	NDYX316224
07/11/06	08/07/06	NJA5334347	13510	40,360	50,900	(10,540)	-26.1%	COPR	HORWITH	JTLX30169
07/11/06	08/07/06	NJA5334348	13511	33,920	49,400	(15,480)	-45.6%	COPR	HORWITH	NDYX316224
07/11/06	08/07/06	NJA5334349	13512	21,400	50,160	(28,760)	-134.4%	COPR	HORWITH	NDYX316076
07/11/06	08/07/06	NJA5334350	13513	26,720	49,220	(22,500)	-84.2%	COPR	HORWITH	NDYX316147
07/11/06	08/07/06	NJA5334351	13514	51,480	50,120	1,360	2.6%	COPR	HORWITH	CHUX164
07/11/06	08/07/06	NJA5334352	13515	66,980	52,180	14,800	22.1%	COPR	HORWITH	CHUX164
07/11/06	08/07/06	NJA5334353	13516	68,340	47,440	20,900	30.6%	COPR	HORWITH	NDYX316147
07/11/06	08/07/06	NJA5334354	13517	68,040	47,460	20,580	30.2%	COPR	HORWITH	NDYX316147
07/11/06	08/07/06	NJA5334355	13518	67,380	50,940	16,440	24.4%	COPR	HORWITH	CHUX164

HONEYWELL SA-7 USE HAZARDOUS WASTE TRACKING (2006)										
Date Shipped	Date of Return Manifest	State Manifest	Man. Doc #	Facilty Manifest Weight (lbs)	Estimated Weight (lbs)	Manifest - Estimate (lbs)	Man. - Estimate (%)	Material	Transporter	RAILCAR #
07/11/06	08/07/06	NJA5334356	13519	16,700	50,860	(34,160)	-204.6%	COPR	HORWITH	CHUX164
07/11/06	08/07/06	NJA5334357	13520	76,140	48,620	27,520	36.1%	COPR	HORWITH	NDYX316039
07/11/06	08/17/06	NJA5334358	13521	38,820	49,980	(11,160)	-28.7%	COPR	HORWITH	CHUX192
07/11/06	08/17/06	NJA5334359	13522	76,880	51,060	25,820	33.6%	COPR	HORWITH	CHUX192
07/11/06	08/17/06	NJA5334360	13523	38,300	50,200	(11,900)	-31.1%	COPR	HORWITH	CHUX192
07/11/06	08/17/06	NJA5334361	13524	38,300	51,920	(13,620)	-35.6%	COPR	HORWITH	CHUX192
07/11/06	08/07/06	NJA5334362	13525	24,740	50,040	(25,300)	-102.3%	COPR	HORWITH	CHUX202
07/11/06	08/07/06	NJA5334363	13526	76,460	50,740	25,720	33.6%	COPR	HORWITH	CHUX202
07/11/06	08/07/06	NJA5334364	13527	66,620	49,400	17,220	25.8%	COPR	HORWITH	NDYX316039
07/11/06	08/07/06	NJA5334365	13528	29,560	49,000	(19,440)	-65.8%	COPR	HORWITH	NDYX316039
07/11/06	08/07/06	NJA5334366	13529	76,420	51,520	24,900	32.6%	COPR	HORWITH	CHUX202
07/11/06	08/07/06	NJA5334367	13530	22,440	50,240	(27,800)	-123.9%	COPR	HORWITH	CHUX202
07/11/06	08/07/06	NJA5334368	13531	29,560	49,780	(20,220)	-68.4%	COPR	HORWITH	NDYX316039
07/11/06	08/17/06	NJA5334369	13532	28,220	50,940	(22,720)	-80.5%	COPR	HORWITH	CHUX168
07/11/06	08/17/06	NJA5334370	13533	68,440	49,980	18,460	27.0%	COPR	HORWITH	CHUX168
07/11/06	08/17/06	NJA5334371	13534	68,740	50,380	18,360	26.7%	COPR	HORWITH	CHUX168
07/11/06	08/17/06	NJA5334372	13535	30,980	51,040	(20,060)	-64.8%	COPR	HORWITH	CHUX168
07/11/06	08/17/06	NJA5334373	13536	54,940	46,240	8,700	15.8%	COPR	HORWITH	NDYX316176
07/11/06	08/17/06	NJA5334374	13537	9,220	51,360	(42,140)	-457.0%	COPR	HORWITH	CHUX145
07/11/06	08/17/06	NJA5334375	13538	76,660	50,620	26,040	34.0%	COPR	HORWITH	CHUX145
07/11/06	08/17/06	NJA5334376	13539	76,560	50,420	26,140	34.1%	COPR	HORWITH	CHUX145
07/11/06	08/17/06	NJA5334377	13540	38,960	50,840	(11,880)	-30.5%	COPR	HORWITH	CHUX145
07/11/06	08/17/06	NJA5334378	13541	67,280	48,880	18,400	27.3%	COPR	HORWITH	NDYX316176
07/11/06	08/17/06	NJA5334379	13542	36,380	52,880	(16,500)	-45.4%	COPR	HORWITH	CHUX196
07/11/06	08/17/06	NJA5334380	13543	33,820	48,620	(14,800)	-43.8%	COPR	HORWITH	NDYX316176
07/11/06	08/17/06	NJA5334381	13544	33,820	48,140	(14,320)	-42.3%	COPR	HORWITH	NDYX316176
07/11/06	08/17/06	NJA5334382	13545	76,400	50,040	26,360	34.5%	COPR	HORWITH	CHUX196
07/11/06	08/17/06	NJA5334383	13546	76,460	50,020	26,440	34.6%	COPR	HORWITH	CHUX196
07/11/06	08/17/06	NJA5334384	13547	16,760	49,700	(32,940)	-196.5%	COPR	HORWITH	CHUX196
07/11/06	08/17/06	NJA5334385	13548	67,280	49,880	17,400	25.9%	COPR	HORWITH	CHUX130
07/11/06	08/17/06	NJA5334386	13549	59,380	51,100	8,280	13.9%	COPR	HORWITH	CHUX130
07/11/06	08/17/06	NJA5334387	13550	34,560	50,680	(16,120)	-46.6%	COPR	HORWITH	CHUX130
07/11/06	08/07/06	NJA5334388	13551	28,120	48,020	(19,900)	-70.8%	COPR	HORWITH	NDYX316147
07/11/06	08/17/06	NJA5334389	13552	34,560	51,060	(16,500)	-47.7%	COPR	HORWITH	CHUX130
07/11/06	08/17/06	NJA5334390	13553	68,060	50,420	17,640	25.9%	COPR	HORWITH	CHUX127
07/11/06	08/17/06	NJA5334391	13554	67,560	51,360	16,200	24.0%	COPR	HORWITH	CHUX127
07/11/06	08/17/06	NJA5334392	13555	38,240	49,940	(11,700)	-30.6%	COPR	HORWITH	CHUX127
07/11/06	08/17/06	NJA5334393	13556	38,260	52,060	(13,800)	-36.1%	COPR	HORWITH	CHUX127
07/11/06	08/17/06	NJA5334394	13557	76,400	49,520	26,880	35.2%	COPR	HORWITH	CHUX148
07/11/06	08/17/06	NJA5334395	13558	76,420	53,360	23,060	30.2%	COPR	HORWITH	CHUX148
07/11/06	08/07/06	NJA5334396	13559	45,540	47,100	(1,560)	-3.4%	COPR	HORWITH	JTLX30133
07/11/06	08/17/06	NJA5334397	13560	20,040	50,700	(30,660)	-153.0%	COPR	HORWITH	CHUX148
07/11/06	08/17/06	NJA5334398	13561	20,020	50,960	(30,940)	-154.5%	COPR	HORWITH	CHUX148
07/11/06	08/07/06	NJA5334399	13562	38,060	50,480	(12,420)	-32.6%	COPR	HORWITH	JTLX30133
07/11/06	08/07/06	NJA5334400	13563	67,800	50,060	17,740	26.2%	COPR	HORWITH	JTLX30133
07/11/06	08/07/06	NJA5334401	13564	38,080	50,720	(12,640)	-33.2%	COPR	HORWITH	JTLX30133
07/11/06	08/07/06	NJA5334402	13565	38,640	52,180	(13,540)	-35.0%	COPR	HORWITH	JTLX236
07/12/06	08/07/06	NJA5334404	13566	76,060	49,800	26,260	34.5%	COPR	HORWITH	JTLX268
07/12/06	08/07/06	NJA5334405	13567	66,860	50,140	16,720	25.0%	COPR	HORWITH	JTLX268
07/12/06	08/07/06	NJA5334406	13568	32,080	51,560	(19,480)	-60.7%	COPR	HORWITH	JTLX268
07/12/06	08/17/06	NJA5334407	13569	15,260	49,640	(34,380)	-225.3%	COPR	HORWITH	NDYX316092
07/12/06	08/07/06	NJA5334408	13570	32,080	51,360	(19,280)	-60.1%	COPR	HORWITH	JTLX268
07/12/06	08/07/06	NJA5334409	13571	12,220	50,920	(38,700)	-316.7%	COPR	HORWITH	DJLX98524
07/12/06	08/17/06	NJA5334410	13572	75,980	49,720	26,260	34.6%	COPR	HORWITH	NDYX316092
07/12/06	08/07/06	NJA5334411	13573	75,800	51,160	24,640	32.5%	COPR	HORWITH	DJLX98524
07/12/06	08/07/06	NJA5334412	13574	68,320	50,280	18,040	26.4%	COPR	HORWITH	DJLX98524
07/12/06	08/07/06	NJA5334413	13575	44,240	50,900	(6,660)	-15.1%	COPR	HORWITH	DJLX98524
07/12/06	08/07/06	NJA5334414	13576	23,820	51,380	(27,560)	-115.7%	COPR	HORWITH	CEFX35245
07/12/06	08/07/06	NJA5334415	13577	76,260	50,660	25,600	33.6%	COPR	HORWITH	CEFX35245
07/12/06	08/07/06	NJA5334416	13578	76,200	50,980	25,220	33.1%	COPR	HORWITH	CEFX35245
07/12/06	08/07/06	NJA5334417	13579	23,540	50,800	(27,260)	-115.8%	COPR	HORWITH	CEFX35245
07/12/06	08/17/06	NJA5334418	13580	50,300	51,720	(1,420)	-2.8%	COPR	HORWITH	CHUX112
07/12/06	08/07/06	NJA5334419	13581	49,400	47,340	2,060	4.2%	COPR	HORWITH	NDYX316037
07/12/06	08/17/06	NJA5334420	13582	66,820	51,060	15,760	23.6%	COPR	HORWITH	CHUX112
07/12/06	08/17/06	NJA5334421	13583	67,980	51,040	16,940	24.9%	COPR	HORWITH	CHUX112
07/12/06	08/17/06	NJA5334422	13584	13,760	51,640	(37,880)	-275.3%	COPR	HORWITH	CHUX112
07/12/06	08/17/06	NJA5334423	13585	76,060	48,280	27,780	36.5%	COPR	HORWITH	NDYX316092
07/12/06	08/17/06	NJA5334424	13586	26,600	49,680	(23,080)	-86.8%	COPR	HORWITH	NDYX316092
07/12/06	08/07/06	NJA5334425	13587	32,220	51,200	(18,980)	-58.9%	COPR	HORWITH	JTLX30119
07/12/06	08/07/06	NJA5334426	13588	76,240	50,680	25,560	33.5%	COPR	HORWITH	JTLX30119
07/12/06	08/07/06	NJA5334427	13589	76,600	50,580	26,020	34.0%	COPR	HORWITH	JTLX30119
07/12/06	08/07/06	NJA5334428	13590	16,120	51,580	(35,460)	-220.0%	COPR	HORWITH	JTLX30119
07/12/06	08/07/06	NJA5334429	13591	76,080	50,800	25,280	33.2%	COPR	HORWITH	JTLX236

HONEYWELL SA-7 USE HAZARDOUS WASTE TRACKING (2006)										
Date Shipped	Date of Return Manifest	State Manifest	Man. Doc #	Facilty Manifest Weight (lbs)	Estimated Weight (lbs)	Manifest - Estimate (lbs)	Man. - Estimate (%)	Material	Transporter	RAILCAR #
07/12/06	08/07/06	NJA5334430	13592	75,900	51,520	24,380	32.1%	COPR	HORWITH	JTLX236
07/12/06	08/07/06	NJA5334431	13593	7,360	50,580	(43,220)	-587.2%	COPR	HORWITH	JTLX236
07/12/06	08/17/06	NJA5334432	13594	68,680	50,140	18,540	27.0%	COPR	HORWITH	DJLX98506
07/12/06	08/17/06	NJA5334433	13595	76,340	50,180	26,160	34.3%	COPR	HORWITH	DJLX98506
07/12/06	08/17/06	NJA5334434	13596	30,500	51,940	(21,440)	-70.3%	COPR	HORWITH	DJLX98506
07/12/06	08/07/06	NJA5334435	13597	9,620	46,340	(36,720)	-381.7%	COPR	HORWITH	NDYX316049
07/12/06	08/17/06	NJA5334436	13598	30,480	51,240	(20,760)	-68.1%	COPR	HORWITH	DJLX98506
07/12/06	08/07/06	NJA5334437	13599	24,620	50,480	(25,860)	-105.0%	COPR	HORWITH	JTLX57
07/12/06	08/07/06	NJA5334438	13600	28,040	50,820	(22,780)	-81.2%	COPR	HORWITH	CHUX179
07/12/06	08/07/06	NJA5334439	13601	67,200	51,540	15,660	23.3%	COPR	HORWITH	JTLX57
07/12/06	08/07/06	NJA5334440	13602	76,360	51,420	24,940	32.7%	COPR	HORWITH	JTLX57
07/12/06	08/07/06	NJA5334441	13603	38,200	50,200	(12,000)	-31.4%	COPR	HORWITH	JTLX57
07/12/06	08/07/06	NJA5334442	13604	66,980	50,820	16,160	24.1%	COPR	HORWITH	NDYX316037
07/12/06	08/07/06	NJA5334443	13605	67,740	48,840	18,900	27.9%	COPR	HORWITH	NDYX316037
07/12/06	08/07/06	NJA5334444	13606	66,920	52,100	14,820	22.1%	COPR	HORWITH	CHUX179
07/12/06	08/07/06	NJA5334445	13607	67,340	51,780	15,560	23.1%	COPR	HORWITH	CHUX179
07/12/06	08/07/06	NJA5334446	13608	8,840	49,120	(40,280)	-455.7%	COPR	HORWITH	NDYX316037
07/12/06	08/07/06	NJA5334447	13609	41,940	50,780	(8,840)	-21.1%	COPR	HORWITH	CHUX179
07/12/06	08/07/06	NJA5334448	13610	76,820	51,760	25,060	32.6%	COPR	HORWITH	JTLX30171
07/12/06	08/07/06	NJA5334449	13611	68,320	47,940	20,380	29.8%	COPR	HORWITH	NDYX316049
07/12/06	08/07/06	NJA5334450	13612	43,720	50,940	(7,220)	-16.5%	COPR	HORWITH	JTLX30171
07/12/06	08/07/06	NJA5334451	13613	65,840	49,480	16,360	24.8%	COPR	HORWITH	NDYX316049
07/12/06	08/07/06	NJA5334452	13614	38,260	51,100	(12,840)	-33.6%	COPR	HORWITH	JTLX30171
07/12/06	08/07/06	NJA5334453	13615	38,260	51,120	(12,860)	-33.6%	COPR	HORWITH	JTLX30171
07/12/06	08/07/06	NJA5334454	13616	44,520	48,160	(3,640)	-8.2%	COPR	HORWITH	NDYX316049
07/12/06	08/17/06	NJA5334455	13617	50,320	51,460	(1,140)	-2.3%	COPR	HORWITH	CHUX111
07/12/06	08/17/06	NJA5334456	13618	76,200	52,360	23,840	31.3%	COPR	HORWITH	JTLX30115
07/12/06	08/17/06	NJA5334457	13619	51,200	50,020	1,180	2.3%	COPR	HORWITH	JTLX30115
07/12/06	08/17/06	NJA5334458	13620	75,300	50,320	24,980	33.2%	COPR	HORWITH	CHUX111
07/12/06	08/17/06	NJA5334459	13621	68,100	51,940	16,160	23.7%	COPR	HORWITH	JTLX177
07/12/06	08/17/06	NJA5334460	13622	6,120	50,380	(44,260)	-723.2%	COPR	HORWITH	CHUX111
07/12/06	08/17/06	NJA5334461	13623	10,120	52,320	(42,200)	-417.0%	COPR	HORWITH	CHUX173
07/12/06	08/17/06	NJA5334462	13624	25,220	48,740	(23,520)	-93.3%	COPR	HORWITH	NDYX316178
07/12/06	08/17/06	NJA5334463	13625	37,780	50,660	(12,880)	-34.1%	COPR	HORWITH	JTLX177
07/12/06	08/17/06	NJA5334464	13626	67,180	50,760	16,420	24.4%	COPR	HORWITH	CHUX111
07/12/06	08/17/06	NJA5334465	13627	76,000	51,920	24,080	31.7%	COPR	HORWITH	CHUX173
07/13/06	08/17/06	NJA5334466	13628	75,480	50,920	24,560	32.5%	COPR	HORWITH	CHUX173
07/13/06	08/17/06	NJA5334467	13629	68,880	47,760	21,120	30.7%	COPR	HORWITH	NDYX316178
07/13/06	08/17/06	NJA5334468	13630	76,280	48,180	28,100	36.8%	COPR	HORWITH	NDYX316178
07/13/06	08/17/06	NJA5334469	13631	37,760	49,920	(12,160)	-32.2%	COPR	HORWITH	CHUX173
07/13/06	08/17/06	NJA5334470	13632	19,740	49,700	(29,960)	-151.8%	COPR	HORWITH	NDYX316178
07/13/06	08/17/06	NJA5334471	13633	35,100	50,340	(15,240)	-43.4%	COPR	HORWITH	JTLX30115
07/13/06	08/17/06	NJA5334472	13634	35,100	50,660	(15,560)	-44.3%	COPR	HORWITH	JTLX30115
07/13/06	08/17/06	NJA5334473	13635	26,620	47,920	(21,300)	-80.0%	COPR	HORWITH	NDYX316211
07/13/06	08/17/06	NJA5334474	13636	77,560	49,460	28,100	36.2%	COPR	HORWITH	NDYX316211
07/13/06	08/17/06	NJA5334475	13637	76,280	50,580	25,700	33.7%	COPR	HORWITH	JTLX177
07/13/06	08/17/06	NJA5334476	13638	26,620	49,240	(22,620)	-85.0%	COPR	HORWITH	NDYX316211
07/13/06	08/17/06	NJA5334477	13639	17,680	49,960	(32,280)	-182.6%	COPR	HORWITH	JTLX177
07/13/06	08/17/06	NJA5334478	13640	57,380	48,720	8,660	15.1%	COPR	HORWITH	NDYX316211
07/13/06	08/17/06	NJA5334479	13641	75,580	51,260	24,320	32.2%	COPR	HORWITH	JTLX30113
07/13/06	08/24/06	NJA5334480	13642	76,500	50,320	26,180	34.2%	COPR	HORWITH	JTLX283
07/13/06	08/17/06	NJA5334481	13643	68,540	50,540	18,000	26.3%	COPR	HORWITH	JTLX30113
07/13/06	08/17/06	NJA5334482	13644	28,160	52,140	(23,980)	-85.2%	COPR	HORWITH	JTLX30113
07/13/06	08/24/06	NJA5334483	13645	15,020	49,820	(34,800)	-231.7%	COPR	HORWITH	JTLX283
07/13/06	08/24/06	NJA5334484	13646	68,280	50,380	17,900	26.2%	COPR	HORWITH	JTLX283
07/13/06	08/24/06	NJA5334485	13647	38,780	50,260	(11,480)	-29.6%	COPR	HORWITH	JTLX283
07/14/06	08/17/06	NJA5334486	13648	46,520	49,700	(3,180)	-6.8%	COPR	HORWITH	NDYX316128
07/14/06	08/17/06	NJA5334487	13649	76,880	47,740	29,140	37.9%	COPR	HORWITH	NDYX316128
07/14/06	08/17/06	NJA5334488	13650	37,240	52,160	(14,920)	-40.1%	COPR	HORWITH	JTLX30159
07/14/06	08/17/06	NJA5334489	13651	34,420	50,480	(16,060)	-46.7%	COPR	HORWITH	JTLX105
07/14/06	08/17/06	NJA5334490	13652	76,280	52,540	23,740	31.1%	COPR	HORWITH	JTLX30159
07/14/06	08/17/06	NJA5334491	13653	77,840	51,660	26,180	33.6%	COPR	HORWITH	JTLX30159
07/14/06	08/17/06	NJA5334492	13654	10,800	52,260	(41,460)	-383.9%	COPR	HORWITH	JTLX30159
07/14/06	08/17/06	NJA5334493	13655	56,640	52,300	4,340	7.7%	COPR	HORWITH	JTLX105
07/14/06	08/17/06	NJA5334494	13656	28,140	50,780	(22,640)	-80.5%	COPR	HORWITH	JTLX30113
07/14/06	08/17/06	NJA5334495	13657	76,900	50,740	26,160	34.0%	COPR	HORWITH	JTLX105
07/14/06	08/17/06	NJA5334496	13658	34,400	50,140	(15,740)	-45.8%	COPR	HORWITH	JTLX105
07/14/06	08/17/06	NJA5334497	13659	19,780	50,260	(30,480)	-154.1%	COPR	HORWITH	JTLX30120
07/14/06	08/17/06	NJA5334498	13660	75,780	52,500	23,280	30.7%	COPR	HORWITH	JTLX30120
07/14/06	08/17/06	NJA5334499	13661	67,020	51,620	15,400	23.0%	COPR	HORWITH	JTLX30120
07/14/06	08/17/06	NJA5334500	13662	31,260	50,340	(19,080)	-61.0%	COPR	HORWITH	JTLX30120
07/14/06	08/17/06	NJA5334501	13663	76,020	46,800	29,220	38.4%	COPR	HORWITH	NDYX316134

HONEYWELL SA-7 USE HAZARDOUS WASTE TRACKING (2006)

Date Shipped	Date of Return Manifest	State Manifest	Man. Doc #	Facilty Manifest Weight (lbs)	Estimated Weight (lbs)	Manifest - Estimate (lbs)	Man. - Estimate (%)	Material	Transporter	RAILCAR #
07/14/06	08/17/06	NJA5334502	13664	45,860	50,100	(4,240)	-9.2%	COPR	HORWITH	JTLX80
07/14/06	08/17/06	NJA5334503	13665	67,640	50,980	16,660	24.6%	COPR	HORWITH	JTLX80
07/14/06	08/17/06	NJA5334504	13666	75,880	51,840	24,040	31.7%	COPR	HORWITH	JTLX80
07/14/06	08/17/06	NJA5334505	13667	67,580	50,380	17,200	25.5%	COPR	HORWITH	NDYX316134
07/14/06	08/07/06	NJA5334506	13668	51,060	51,480	(420)	-0.8%	COPR	HORWITH	CHUX162
07/14/06	08/17/06	NJA5334507	13669	12,180	51,240	(39,060)	-320.7%	COPR	HORWITH	JTLX80
07/14/06	08/07/06	NJA5334508	13670	67,980	50,740	17,240	25.4%	COPR	HORWITH	CHUX162
07/14/06	08/07/06	NJA5334509	13671	69,080	51,520	17,560	25.4%	COPR	HORWITH	CHUX162
07/14/06	08/07/06	NJA5334510	13672	14,800	52,140	(37,340)	-252.3%	COPR	HORWITH	CHUX162
07/14/06	08/17/06	NJA5334511	13673	52,460	50,740	1,720	3.3%	COPR	HORWITH	JTLX30163
07/14/06	08/17/06	NJA5334512	13674	38,680	52,260	(13,580)	-35.1%	COPR	HORWITH	JTLX30163
07/14/06	08/17/06	NJA5334513	13675	38,320	48,000	(9,680)	-25.3%	COPR	HORWITH	NDYX316128
07/14/06	08/17/06	NJA5334514	13676	38,320	49,720	(11,400)	-29.7%	COPR	HORWITH	NDYX316128
07/14/06	08/17/06	NJA5334515	13677	75,620	51,560	24,060	31.8%	COPR	HORWITH	JTLX30163
07/14/06	08/17/06	NJA5334516	13678	36,880	51,360	(14,480)	-39.3%	COPR	HORWITH	JTLX30163
07/14/06	08/17/06	NJA5334517	13679	36,700	51,600	(14,900)	-40.6%	COPR	HORWITH	NDYX320472
07/14/06	08/17/06	NJA5334518	13680	75,660	50,660	25,000	33.0%	COPR	HORWITH	NDYX320472
07/14/06	08/17/06	NJA5334519	13681	76,420	52,380	24,040	31.5%	COPR	HORWITH	NDYX320472
07/14/06	08/17/06	NJA5334520	13682	22,580	50,740	(28,160)	-124.7%	COPR	HORWITH	NDYX320472
07/14/06	08/17/06	NJA5334521	13683	37,920	50,860	(12,940)	-34.1%	COPR	HORWITH	JTLX239
07/14/06	08/17/06	NJA5334522	13684	76,240	52,340	23,900	31.3%	COPR	HORWITH	JTLX141
07/14/06	08/17/06	NJA5334523	13685	77,240	51,540	25,700	33.3%	COPR	HORWITH	JTLX239
07/14/06	08/17/06	NJA5334524	13686	68,460	49,940	18,520	27.1%	COPR	HORWITH	JTLX239
07/14/06	08/17/06	NJA5334525	13687	20,900	52,440	(31,540)	-150.9%	COPR	HORWITH	JTLX239
07/14/06	08/17/06	NJA5334526	13688	47,340	50,140	(2,800)	-5.9%	COPR	HORWITH	JTLX141
07/14/06	08/17/06	NJA5334527	13689	68,020	50,840	17,180	25.3%	COPR	HORWITH	JTLX141
07/14/06	08/17/06	NJA5334528	13690	10,780	52,120	(41,340)	-383.5%	COPR	HORWITH	JTLX141
07/14/06	08/17/06	NJA5334529	13691	25,140	50,700	(25,560)	-101.7%	COPR	HORWITH	JTLX3104
07/14/06	08/17/06	NJA5334530	13692	67,300	52,760	14,540	21.6%	COPR	HORWITH	JTLX3104
07/14/06	08/17/06	NJA5334531	13693	68,220	50,820	17,400	25.5%	COPR	HORWITH	JTLX3104
07/14/06	08/17/06	NJA5334532	13694	67,580	51,520	16,060	23.8%	COPR	HORWITH	NDYX320329
07/14/06	08/17/06	NJA5334533	13695	39,480	51,440	(11,960)	-30.3%	COPR	HORWITH	JTLX3104
07/14/06	08/17/06	NJA5334534	13696	24,520	49,360	(24,840)	-101.3%	COPR	HORWITH	NDYX316134
07/14/06	08/17/06	NJA5334535	13697	9,540	51,180	(41,640)	-436.5%	COPR	HORWITH	NDYX320329
07/14/06	08/17/06	NJA5334536	13698	77,400	50,880	26,520	34.3%	COPR	HORWITH	NDYX320329
07/14/06	08/17/06	NJA5334538	13699	51,020	51,700	(680)	-1.3%	COPR	HORWITH	NDYX320329
07/14/06	08/17/06	NJA5334539	13700	75,720	51,840	23,880	31.5%	COPR	HORWITH	CHUX146
07/14/06	08/17/06	NJA5334540	13701	23,840	49,820	(25,980)	-109.0%	COPR	HORWITH	NDYX316134
07/14/06	08/17/06	NJA5334541	13702	29,300	51,560	(22,260)	-76.0%	COPR	HORWITH	CHUX146
07/14/06	08/17/06	NJA5334542	13703	75,940	53,380	22,560	29.7%	COPR	HORWITH	CHUX146
07/14/06	08/17/06	NJA5334543	13704	29,320	51,940	(22,620)	-77.1%	COPR	HORWITH	CHUX146
07/14/06	08/17/06	NJA5334544	13705	63,900	52,200	11,700	18.3%	COPR	HORWITH	CHUX165
07/14/06	08/17/06	NJA5334545	13706	67,040	51,680	15,360	22.9%	COPR	HORWITH	CHUX165
07/14/06	08/17/06	NJA5334546	13707	34,160	50,300	(16,140)	-47.2%	COPR	HORWITH	CHUX165
07/14/06	08/17/06	NJA5334547	13708	76,620	49,720	26,900	35.1%	COPR	HORWITH	NDYX316144
07/14/06	08/17/06	NJA5334548	13709	34,180	52,420	(18,240)	-53.4%	COPR	HORWITH	CHUX165
07/17/06	08/17/06	NJA5334549	13710	70,140	51,340	18,800	26.8%	COPR	HORWITH	CHUX167
07/17/06	08/17/06	NJA5334550	13711	77000	51,340	25,660	33.3%	COPR	HORWITH	CHUX167
07/17/06	08/17/06	NJA5334551	13712	28940	50,640	(21,700)	-75.0%	COPR	HORWITH	CHUX167
07/17/06	08/17/06	NJA5334552	13713	28940	52,820	(23,880)	-82.5%	COPR	HORWITH	CHUX167
07/17/06	08/17/06	NJA5334553	13714	68,180	49,660	18,520	27.2%	COPR	HORWITH	JTLX276
07/17/06	08/17/06	NJA5334554	13715	9,420	52,400	(42,980)	-456.3%	COPR	HORWITH	JTLX276
07/17/06	08/17/06	NJA5334555	13716	76,800	50,880	25,920	33.8%	COPR	HORWITH	JTLX276
07/17/06	08/17/06	NJA5334556	13717	40,340	51,400	(11,060)	-27.4%	COPR	HORWITH	JTLX276
07/17/06	08/17/06	NJA5334557	13718	68,820	52,000	16,820	24.4%	COPR	HORWITH	CHUX149
07/17/06	08/17/06	NJA5334558	13719	37,240	51,820	(14,580)	-39.2%	COPR	HORWITH	CHUX149
07/17/06	08/17/06	NJA5334559	13720	66,620	49,700	16,920	25.4%	COPR	HORWITH	CHUX149
07/17/06	08/17/06	NJA5334560	13721	39,280	50,320	(11,040)	-28.1%	COPR	HORWITH	CHUX149
07/17/06	08/17/06	NJA5334561	13722	66,880	51,560	15,320	22.9%	COPR	HORWITH	JTLX4051
07/17/06	08/17/06	NJA5334562	13723	76,380	47,100	29,280	38.3%	COPR	HORWITH	NDYX316144
07/17/06	08/17/06	NJA5334563	13724	30,180	51,140	(20,960)	-69.4%	COPR	HORWITH	JTLX4051
07/17/06	08/17/06	NJA5334564	13725	68,400	49,740	18,660	27.3%	COPR	HORWITH	JTLX4051
07/17/06	08/17/06	NJA5334565	13726	15,440	47,740	(32,300)	-209.2%	COPR	HORWITH	NDYX316144
07/17/06	08/17/06	NJA5334566	13727	17,020	51,000	(33,980)	-199.6%	COPR	HORWITH	CEFX35244
07/17/06	08/17/06	NJA5334567	13728	30,180	53,200	(23,020)	-76.3%	COPR	HORWITH	JTLX4051
07/17/06	08/17/06	NJA5334568	13729	76,360	50,520	25,840	33.8%	COPR	HORWITH	CEFX35244
07/17/06	08/17/06	NJA5334569	13730	14,760	48,520	(33,760)	-228.7%	COPR	HORWITH	NDYX316144
07/17/06	08/17/06	NJA5334570	13731	68,560	51,440	17,120	25.0%	COPR	HORWITH	CEFX35244
07/17/06	08/17/06	NJA5334571	13732	31,080	50,020	(18,940)	-60.9%	COPR	HORWITH	CEFX35244
07/17/06	08/17/06	NJA5334572	13733	36,500	50,140	(13,640)	-37.4%	COPR	HORWITH	JTLX30124
07/17/06	08/17/06	NJA5334573	13734	76,620	51,960	24,660	32.2%	COPR	HORWITH	JTLX30124
07/17/06	08/17/06	NJA5334574	13735	75,820	50,160	25,660	33.8%	COPR	HORWITH	JTLX30124
07/17/06	08/17/06	NJA5334575	13736	15,480	50,700	(35,220)	-227.5%	COPR	HORWITH	JTLX30124
07/17/06	08/17/06	NJA5334576	13737	51,820	51,040	780	1.5%	COPR	HORWITH	JTLX30134

HONEYWELL SA-7 USE HAZARDOUS WASTE TRACKING (2006)										
Date Shipped	Date of Return Manifest	State Manifest	Man. Doc #	Facilty Manifest Weight (lbs)	Estimated Weight (lbs)	Manifest - Estimate (lbs)	Man. - Estimate (%)	Material	Transporter	RAILCAR #
07/17/06	08/17/06	NJA5334577	13738	67,800	51,520	16,280	24.0%	COPR	HORWITH	JTLX30134
07/17/06	08/17/06	NJA5334578	13739	38,320	52,220	(13,900)	-36.3%	COPR	HORWITH	JTLX30134
07/17/06	08/17/06	NJA5334579	13740	38,320	51,560	(13,240)	-34.6%	COPR	HORWITH	JTLX30134
07/17/06	08/17/06	NJA5334580	13741	76,000	51,660	24,340	32.0%	COPR	HORWITH	CHUX143
07/17/06	08/17/06	NJA5334581	13742	67,340	50,200	17,140	25.5%	COPR	HORWITH	CHUX143
07/17/06	08/17/06	NJA5334582	13743	33,380	51,700	(18,320)	-54.9%	COPR	HORWITH	CHUX143
07/17/06	08/17/06	NJA5334583	13744	19,780	49,360	(29,580)	-149.5%	COPR	HORWITH	NDYX316197
07/17/06	08/17/06	NJA5334584	13745	33,380	52,640	(19,260)	-57.7%	COPR	HORWITH	CHUX143
07/17/06	08/17/06	NJA5334585	13746	68,580	49,560	19,020	27.7%	COPR	HORWITH	NDYX316197
07/17/06	08/17/06	NJA5334586	13747	66,140	49,740	16,400	24.8%	COPR	HORWITH	NDYX316197
07/17/06	08/17/06	NJA5334587	13748	38,960	47,880	(8,920)	-22.9%	COPR	HORWITH	NDYX316197
07/17/06	08/17/06	NJA5334588	13749	37,420	52,160	(14,740)	-39.4%	COPR	HORWITH	JTLX232
07/17/06	08/17/06	NJA5334589	13750	75,580	50,200	25,380	33.6%	COPR	HORWITH	JTLX232
07/17/06	08/17/06	NJA5334590	13751	67,060	51,460	15,600	23.3%	COPR	HORWITH	JTLX232
07/17/06	08/17/06	NJA5334591	13752	37,720	49,800	(12,080)	-32.0%	COPR	HORWITH	CHUX129
07/17/06	08/17/06	NJA5334592	13753	21,260	53,120	(31,860)	-149.9%	COPR	HORWITH	JTLX232
07/17/06	08/17/06	NJA5334593	13754	56,500	47,180	9,320	16.5%	COPR	HORWITH	NDYX316002
07/17/06	08/30/06	NJA5334594	13755	67,100	52,600	14,500	21.6%	COPR	HORWITH	CHUX115
07/17/06	08/30/06	NJA5334595	13756	76,660	50,340	26,320	34.3%	COPR	HORWITH	CHUX115
07/17/06	08/17/06	NJA5334596	13757	28,120	50,380	(22,260)	-79.2%	COPR	HORWITH	NDYX316002
07/17/06	08/17/06	NJA5334597	13758	76,300	51,420	24,880	32.6%	COPR	HORWITH	CHUX129
07/17/06	08/17/06	NJA5334598	13759	76,600	49,660	26,940	35.2%	COPR	HORWITH	NDYX316002
07/17/06	08/17/06	NJA5334599	13760	28,120	47,720	(19,600)	-69.7%	COPR	HORWITH	NDYX316002
07/17/06	08/17/06	NJA5334600	13761	12,400	50,760	(38,360)	-309.4%	COPR	HORWITH	CHUX129
07/17/06	08/17/06	NJA5334601	13762	67,160	49,540	17,620	26.2%	COPR	HORWITH	CHUX129
07/17/06	08/17/06	NJA5334602	13763	54,780	50,240	4,540	8.3%	COPR	HORWITH	CHUX205
07/17/06	08/17/06	NJA5334603	13764	66,760	49,280	17,480	26.2%	COPR	HORWITH	CHUX205
07/17/06	08/17/06	NJA5334604	13765	67,480	50,880	16,600	24.6%	COPR	HORWITH	CHUX205
07/17/06	08/17/06	NJA5334605	13766	6,940	50,100	(43,160)	-621.9%	COPR	HORWITH	CHUX205
07/17/06	08/17/06	NJA5334606	13767	68,440	50,140	18,300	26.7%	COPR	HORWITH	JTLX30165
07/17/06	08/17/06	NJA5334607	13768	36,900	51,180	(14,280)	-38.7%	COPR	HORWITH	JTLX30165
07/17/06	08/17/06	NJA5334608	13769	76,120	53,020	23,100	30.3%	COPR	HORWITH	JTLX30165
07/17/06	08/17/06	NJA5334609	13770	21,300	50,960	(29,660)	-139.2%	COPR	HORWITH	JTLX30165
07/17/06	08/30/06	NJA5334610	13771	37,940	51,780	(13,840)	-36.5%	COPR	HORWITH	CHUX115
07/18/06	08/30/06	NJA5334611	13772	8,480	51,280	(42,800)	-504.7%	COPR	HORWITH	CHUX186
07/18/06	08/30/06	NJA5334612	13773	75,680	50,420	25,260	33.4%	COPR	HORWITH	CHUX186
07/18/06	08/30/06	NJA5334613	13774	75,860	49,620	26,240	34.6%	COPR	HORWITH	CHUX186
07/18/06	08/30/06	NJA5334614	13775	39,200	52,820	(13,620)	-34.7%	COPR	HORWITH	CHUX186
07/18/06	08/24/06	NJA5334615	13776	76,160	50,160	26,000	34.1%	COPR	HORWITH	JTLX30153
07/18/06	08/24/06	NJA5334616	13777	37,660	51,080	(51,080)	-135.6%	COPR	HORWITH	JTLX30153
07/18/06	08/24/06	NJA5334617	13778	68,160	50,640	17,520	25.7%	COPR	HORWITH	JTLX30153
07/18/06	08/24/06	NJA5334618	13779	19,080	51,780	(32,700)	-171.4%	COPR	HORWITH	JTLX30153
07/18/06	08/24/06	NJA5334619	13780	66,220	50,160	16,060	24.3%	COPR	HORWITH	CHUX189
07/18/06	08/24/06	NJA5334620	13781	49,040	51,660	(2,620)	-5.3%	COPR	HORWITH	CHUX189
07/18/06	08/24/06	NJA5334621	13782	67,060	51,600	15,460	23.1%	COPR	HORWITH	CHUX189
07/18/06	08/24/06	NJA5334622	13783	19,920	49,960	(30,040)	-150.8%	COPR	HORWITH	CHUX189
07/18/06	08/24/06	NJA5334623	13784	56,660	50,820	5,840	10.3%	COPR	HORWITH	JTLX30121
07/18/06	08/24/06	NJA5334624	13785	75,960	51,720	24,240	31.9%	COPR	HORWITH	JTLX30121
07/18/06	08/24/06	NJA5334625	13786	33,660	48,760	(15,100)	-44.9%	COPR	HORWITH	JTLX30121
07/18/06	08/24/06	NJA5334626	13787	33,640	51,700	(18,060)	-53.7%	COPR	HORWITH	JTLX30121
07/18/06	08/24/06	NJA5334627	13788	76,780	50,980	25,800	33.6%	COPR	HORWITH	JTLX30156
07/18/06	08/24/06	NJA5334628	13789	67,940	48,100	19,840	29.2%	COPR	HORWITH	JTLX30156
07/18/06	08/24/06	NJA5334629	13790	25,460	52,480	(27,020)	-106.1%	COPR	HORWITH	JTLX30156
07/18/06	08/24/06	NJA5334630	13791	25,440	50,680	(25,240)	-99.2%	COPR	HORWITH	JTLX30156
07/18/06	08/24/06	NJA5334631	13792	26,220	50,800	(24,580)	-93.7%	COPR	HORWITH	JTLX30138
07/18/06	08/24/06	NJA5334632	13793	66,800	50,400	16,400	24.6%	COPR	HORWITH	CEFX35247
07/18/06	08/24/06	NJA5334633	13794	76,800	51,040	25,760	33.5%	COPR	HORWITH	JTLX30138
07/18/06	08/24/06	NJA5334634	13795	68,140	51,660	16,480	24.2%	COPR	HORWITH	JTLX30138
07/18/06	08/24/06	NJA5334635	13796	32,040	50,260	(18,220)	-56.9%	COPR	HORWITH	JTLX30138
07/18/06	08/24/06	NJA5334636	13797	36,120	50,600	(14,480)	-40.1%	COPR	HORWITH	CEFX35247
07/18/06	08/24/06	NJA5334637	13798	66,500	51,320	15,180	22.8%	COPR	HORWITH	CEFX35247
07/18/06	08/24/06	NJA5334638	13799	27,480	53,520	(26,040)	-94.8%	COPR	HORWITH	CEFX35247
07/18/06	08/24/06	NJA5334639	13800	68,080	50,880	17,200	25.3%	COPR	HORWITH	CHUX161
07/18/06	08/24/06	NJA5334640	13801	66,180	49,280	16,900	25.5%	COPR	HORWITH	CHUX161
07/18/06	08/24/06	NJA5334641	13802	31,780	51,380	(19,600)	-61.7%	COPR	HORWITH	CHUX161
07/18/06	08/24/06	NJA5334642	13803	31,760	51,640	(19,880)	-62.6%	COPR	HORWITH	CHUX161
07/18/06	08/30/06	NJA5334643	13804	25,240	50,600	(25,360)	-100.5%	COPR	HORWITH	CHUX115
07/18/06	08/24/06	NJA5334644	13805	64,240	51,660	12,580	19.6%	COPR	HORWITH	JTLX277
07/18/06	08/17/06	NJA5334645	13806	38,600	48,880	(10,280)	-26.6%	COPR	HORWITH	NDYX316024
07/18/06	08/17/06	NJA5334646	13807	44,060	51,480	(7,420)	-16.8%	COPR	HORWITH	CHUX169
07/18/06	08/24/06	NJA5334647	13808	76,840	50,520	26,320	34.3%	COPR	HORWITH	JTLX277
07/18/06	08/24/06	NJA5334648	13809	34,060	52,900	(18,840)	-55.3%	COPR	HORWITH	JTLX277
07/18/06	08/24/06	NJA5334649	13810	34,060	51,740	(17,680)	-51.9%	COPR	HORWITH	JTLX277
07/18/06	08/24/06	NJA5334650	13811	48,880	52,460	(3,580)	-7.3%	COPR	HORWITH	JTLX30127

HONEYWELL SA-7 USE HAZARDOUS WASTE TRACKING (2006)										
Date Shipped	Date of Return Manifest	State Manifest	Man. Doc #	Facilty Manifest Weight (lbs)	Estimated Weight (lbs)	Manifest - Estimate (lbs)	Man. - Estimate (%)	Material	Transporter	RAILCAR #
07/18/06	08/24/06	NJA5334651	13812	76,900	51,500	25,400	33.0%	COPR	HORWITH	JTLX30127
07/18/06	08/24/06	NJA5334652	13813	67,200	52,720	14,480	21.5%	COPR	HORWITH	JTLX30127
07/18/06	08/24/06	NJA5334653	13814	12,240	51,300	(39,060)	-319.1%	COPR	HORWITH	JTLX30127
07/18/06	08/17/06	NJA5334654	13815	66,740	49,500	17,240	25.8%	COPR	HORWITH	NDYX316024
07/18/06	08/24/06	NJA5334655	13816	68,220	49,960	18,260	26.8%	COPR	HORWITH	JTLX192
07/18/06	08/24/06	NJA5334656	13817	67,020	52,420	14,600	21.8%	COPR	HORWITH	JTLX192
07/18/06	08/24/06	NJA5334657	13818	39,260	53,040	(13,780)	-35.1%	COPR	HORWITH	JTLX192
07/18/06	08/24/06	NJA5334658	13819	25,400	49,900	(24,500)	-96.5%	COPR	HORWITH	JTLX192
07/18/06	08/24/06	NJA5334659	13820	68,520	52,220	16,300	23.8%	COPR	HORWITH	CHUX131
07/18/06	08/24/06	NJA5334660	13821	38,460	50,940	(12,480)	-32.4%	COPR	HORWITH	CHUX131
07/18/06	08/24/06	NJA5333133	13822	66,360	51,840	14,520	21.9%	COPR	HORWITH	CHUX131
07/18/06	08/24/06	NJA5333134	13823	38,440	52,500	(14,060)	-36.6%	COPR	HORWITH	CHUX131
07/18/06	08/24/06	NJA5333135	13824	50,660	51,480	(820)	-1.6%	COPR	HORWITH	CHUX134
07/18/06	08/24/06	NJA5334661	13825	77,520	51,420	26,100	33.7%	COPR	HORWITH	CHUX134
07/18/06	08/24/06	NJA5334662	13826	34,220	51,600	(17,380)	-50.8%	COPR	HORWITH	CHUX134
07/18/06	08/24/06	NJA5334663	13827	27,800	49,600	(21,800)	-78.4%	COPR	HORWITH	CHUX158
07/18/06	08/24/06	NJA5334664	13828	34,220	52,640	(18,420)	-53.8%	COPR	HORWITH	CHUX134
07/18/06	08/24/06	NJA5334665	13829	76,820	52,180	24,640	32.1%	COPR	HORWITH	CHUX158
07/18/06	08/24/06	NJA5334666	13830	26,120	50,100	(23,980)	-91.8%	COPR	HORWITH	CHUX158
07/18/06	08/24/06	NJA5334667	13831	67,160	50,260	16,900	25.2%	COPR	HORWITH	CHUX158
07/19/06	08/24/06	NJA5334668	13832	67,760	51540	16,220	23.9%	COPR	HORWITH	CHUX137
07/19/06	08/24/06	NJA5334669	13833	76,920	52340	24,580	32.0%	COPR	HORWITH	CHUX137
07/19/06	08/24/06	NJA5334670	13834	68,200	49200	19,000	0.278592	COPR	HORWITH	NDYX316081
07/19/06	08/24/06	NJA5334671	13835	28,400	51,760	(23,360)	-82.3%	COPR	HORWITH	CHUX137
07/19/06	08/24/06	NJA5334672	13836	28,420	51,020	(22,600)	-79.5%	COPR	HORWITH	CHUX137
07/19/06	08/24/06	NJA5334673	13837	19,960	51,320	(31,360)	-2	COPR	HORWITH	DJLX98542
07/19/06	08/24/06	NJA5334674	13838	26,800	49,900	(23,100)	-1	COPR	HORWITH	NDYX316090
07/19/06	08/24/06	NJA5334675	13839	76,720	50,200	26,520	34.6%	COPR	HORWITH	DJLX98542
07/19/06	08/24/06	NJA5334676	13840	67,180	51,640	15,540	23.1%	COPR	HORWITH	DJLX98542
07/19/06	08/24/06	NJA5334677	13841	38,120	51,900	(13,780)	-36.1%	COPR	HORWITH	DJLX98542
07/19/06	08/24/06	NJA5334678	13842	13,960	51,180	(37,220)	-266.6%	COPR	HORWITH	CHUX118
07/19/06	08/24/06	NJA5334679	13843	68,280	51,160	17,120	25.1%	COPR	HORWITH	CHUX118
07/19/06	08/24/06	NJA5334680	13844	67,200	50,960	16,240	24.2%	COPR	HORWITH	CHUX118
07/19/06	08/24/06	NJA5334681	13845	49,420	49,840	(420)	-0.8%	COPR	HORWITH	CHUX118
07/19/06	08/24/06	NJA5334682	13846	53,420	50,240	3,180	6.0%	COPR	HORWITH	NDYX320465
07/19/06	08/24/06	NJA5334683	13847	77,980	51,480	26,500	34.0%	COPR	HORWITH	NDYX320465
07/19/06	08/24/06	NJA5334686	13848	33,860	51,780	(17,920)	-52.9%	COPR	HORWITH	NDYX320465
07/19/06	08/24/06	NJA5334687	13849	33,860	51,400	(17,540)	-51.8%	COPR	HORWITH	NDYX320465
07/19/06	08/24/06	NJA5334688	13850	37,700	51,500	(13,800)	-36.6%	COPR	HORWITH	NDYX320318
07/19/06	08/24/06	NJA5334689	13851	68,240	49,640	18,600	27.3%	COPR	HORWITH	NDYX316081
07/19/06	08/24/06	NJA5334690	13852	33,260	49,760	(16,500)	-49.6%	COPR	HORWITH	NDYX316081
07/19/06	08/24/06	NJA5334691	13853	68,500	50,640	17,860	26.1%	COPR	HORWITH	NDYX320318
07/19/06	08/24/06	NJA5334692	13854	76,460	50,980	25,480	33.3%	COPR	HORWITH	NDYX320318
07/19/06	08/24/06	NJA5334693	13855	20,680	50,680	(30,000)	-145.1%	COPR	HORWITH	NDYX320318
07/19/06	08/30/06	NJA5334694	13856	55,900	49,820	6,080	10.9%	COPR	HORWITH	JTLX30126
07/19/06	08/30/06	NJA5334697	13857	66,440	50,780	15,660	23.6%	COPR	HORWITH	JTLX30126
07/19/06	08/24/06	NJA5334698	13858	33,240	48,980	(15,740)	-47.4%	COPR	HORWITH	NDYX316081
07/19/06	08/30/06	NJA5334699	13859	67,440	52,000	15,440	22.9%	COPR	HORWITH	JTLX30126
07/19/06	08/24/06	NJA5334700	13860	67,300	49,620	17,680	26.3%	COPR	HORWITH	NDYX316090
07/19/06	08/30/06	NJA5334701	13861	12,180	50,900	(38,720)	-317.9%	COPR	HORWITH	JTLX30126
07/19/06	08/24/06	NJA5334702	13862	37,600	50,020	(12,420)	-33.0%	COPR	HORWITH	JTLX30135
07/19/06	08/24/06	NJA5334703	13863	75,800	50,880	24,920	32.9%	COPR	HORWITH	JTLX30135
07/19/06	08/24/06	NJA5334704	13864	75,440	51,000	24,440	32.4%	COPR	HORWITH	JTLX30135
07/19/06	08/24/06	NJA5334705	13865	76,700	48,940	27,760	36.2%	COPR	HORWITH	NDYX316090
07/19/06	08/24/06	NJA5334706	13866	17,340	50,720	(33,380)	-192.5%	COPR	HORWITH	JTLX30135
07/19/06	08/24/06	NJA5334707	13867	17,220	50,780	(33,560)	-194.9%	COPR	HORWITH	CHUX139
07/19/06	08/24/06	NJA5334708	13868	75,720	52,520	23,200	30.6%	COPR	HORWITH	CHUX139
07/19/06	08/24/06	NJA5334709	13869	68,460	51,000	17,460	25.5%	COPR	HORWITH	CHUX139
07/19/06	08/24/06	NJA5334710	13870	41,900	50,760	(8,860)	-21.1%	COPR	HORWITH	CHUX139
07/19/06	08/24/06	NJA5334711	13871	67,160	51,120	16,040	23.9%	COPR	HORWITH	JTLX30174
07/19/06	08/24/06	NJA5334712	13872	67,080	52,360	14,720	21.9%	COPR	HORWITH	JTLX30174
07/19/06	08/24/06	NJA5334713	13873	30,520	50,720	(20,200)	-66.2%	COPR	HORWITH	JTLX30174
07/19/06	08/24/06	NJA5334714	13874	30,520	50,500	(19,980)	-65.5%	COPR	HORWITH	JTLX30174
07/19/06	08/24/06	NJA5334715	13875	59,140	51,360	7,780	13.2%	COPR	HORWITH	CHUX140
07/19/06	08/24/06	NJA5334716	13876	76,600	51,620	24,980	32.6%	COPR	HORWITH	CHUX140
07/19/06	08/24/06	NJA5334717	13877	25,220	47,780	(22,560)	-89.5%	COPR	HORWITH	NDYX316221
07/19/06	08/24/06	NJA5334718	13878	38,420	52,400	(13,980)	-36.4%	COPR	HORWITH	CHUX140
07/19/06	08/24/06	NJA5334719	13879	38,440	51,160	(12,720)	-33.1%	COPR	HORWITH	CHUX140
07/19/06	08/24/06	NJA5334720	13880	23,980	48,060	(24,080)	-100.4%	COPR	HORWITH	NDYX316090
07/19/06	08/24/06	NJA5334721	13881	68,880	49,340	19,540	28.4%	COPR	HORWITH	NDYX316221
07/19/06	08/24/06	NJA5334722	13882	68,320	49,960	18,360	26.9%	COPR	HORWITH	CHUX151
07/19/06	08/24/06	NJA5335601	13883	47,860	49,560	(1,700)	-3.6%	COPR	HORWITH	CHUX151
07/19/06	08/24/06	NJA5335602	13884	18,660	51,140	(32,480)	-174.1%	COPR	HORWITH	CHUX151
07/19/06	08/24/06	NJA5335603	13885	68,260	50,860	17,400	25.5%	COPR	HORWITH	CHUX151

HONEYWELL SA-7 USE HAZARDOUS WASTE TRACKING (2006)										
Date Shipped	Date of Return Manifest	State Manifest	Man. Doc #	Facilty Manifest Weight (lbs)	Estimated Weight (lbs)	Manifest - Estimate (lbs)	Man. - Estimate (%)	Material	Transporter	RAILCAR #
07/19/06	08/24/06	NJA5335604	13886	28,760	51,520	(22,760)	-79.1%	COPR	HORWITH	DJLX98548
07/19/06	08/24/06	NJA5335605	13887	75,820	51,360	24,460	32.3%	COPR	HORWITH	DJLX98548
07/19/06	08/24/06	NJA5335606	13888	75,900	50,520	25,380	33.4%	COPR	HORWITH	DJLX98548
07/19/06	08/24/06	NJA5335607	13889	68,320	49,680	18,640	27.3%	COPR	HORWITH	NDYX316221
07/19/06	08/24/06	NJA5335608	13890	21,500	50,900	(29,400)	-136.7%	COPR	HORWITH	DJLX98548
07/19/06	08/24/06	NJA5335609	13891	29,520	49,340	(19,820)	-67.1%	COPR	HORWITH	NDYX316221
07/19/06	08/17/06	NJA5335610	13892	76,300	51,020	25,280	33.1%	COPR	HORWITH	CHUX169
07/19/06	08/17/06	NJA5335611	13893	77,260	50,820	26,440	34.2%	COPR	HORWITH	CHUX169
07/20/06	08/17/06	NJA5335612	13894	10,320	50,860	(40,540)	-392.8%	COPR	HORWITH	CHUX169
07/20/06	08/17/06	NJA5335613	13895	67,420	49,820	17,600	26.1%	COPR	HORWITH	NDYX316024
07/20/06	08/17/06	NJA5335614	13896	54,160	51,220	2,940	5.4%	COPR	HORWITH	CHUX132
07/20/06	08/17/06	NJA5335615	13897	75,940	50,740	25,200	33.2%	COPR	HORWITH	CHUX132
07/20/06	08/17/06	NJA5335616	13898	34,060	50,840	(16,780)	-49.3%	COPR	HORWITH	CHUX132
07/20/06	08/17/06	NJA5335617	13899	34,040	51,860	(17,820)	-52.4%	COPR	HORWITH	CHUX132
07/20/06	08/17/06	NJA5335618	13900	37,400	50,340	(12,940)	-34.6%	COPR	HORWITH	CHUX117
07/20/06	08/17/06	NJA5335619	13901	76,280	51,380	24,900	32.6%	COPR	HORWITH	CHUX117
07/20/06	08/17/06	NJA5335620	13902	23,720	49,740	(26,020)	-109.7%	COPR	HORWITH	NDYX316024
07/20/06	08/17/06	NJA5335621	13903	67,920	51,300	16,620	24.5%	COPR	HORWITH	CHUX117
07/20/06	08/17/06	NJA5335622	13904	24,380	51,260	(26,880)	-110.3%	COPR	HORWITH	CHUX117
07/20/06	08/17/06	NJA5335623	13905	28,520	52,040	(23,520)	-82.5%	COPR	HORWITH	JTLX30105
07/20/06	08/17/06	NJA5335624	13906	66,940	50,720	16,220	24.2%	COPR	HORWITH	JTLX30105
07/20/06	08/17/06	NJA5335625	13907	77,080	49,120	27,960	36.3%	COPR	HORWITH	NDYX316025
07/20/06	08/17/06	NJA5335626	13908	67,280	51,560	15,720	23.4%	COPR	HORWITH	JTLX30105
07/20/06	08/17/06	NJA5335627	13909	38,980	50,240	(11,260)	-28.9%	COPR	HORWITH	JTLX30105
07/20/06	08/24/06	NJA5335628	13910	16,380	52,300	(35,920)	-219.3%	COPR	HORWITH	CHUX240
07/20/06	08/17/06	NJA5335629	13911	67,020	48,200	18,820	28.1%	COPR	HORWITH	NDYX316025
07/20/06	08/17/06	NJA5335630	13912	26,940	50,260	(23,320)	-86.6%	COPR	HORWITH	NDYX316025
07/20/06	08/17/06	NJA5335631	13913	26,940	50,140	(23,200)	-86.1%	COPR	HORWITH	NDYX316025
07/20/06	08/17/06	NJA5335632	13914	13,460	49,320	(35,860)	-266.4%	COPR	HORWITH	NDYX316064
07/20/06	08/24/06	NJA5335633	13915	76,080	51,260	24,820	32.6%	COPR	HORWITH	CHUX240
07/20/06	08/24/06	NJA5335634	13916	66,360	51,580	14,780	22.3%	COPR	HORWITH	CHUX240
07/20/06	08/24/06	NJA5335635	13917	46,180	50,120	(3,940)	-8.5%	COPR	HORWITH	CHUX240
07/20/06	08/30/06	NJA5335636	13918	55,460	51,720	3,740	6.7%	COPR	HORWITH	JTLX30141
07/20/06	08/17/06	NJA5335637	13919	76,540	50,360	26,180	34.2%	COPR	HORWITH	NDYX316064
07/20/06	08/17/06	NJA5335638	13920	67,480	49,660	17,820	26.4%	COPR	HORWITH	NDYX316064
07/20/06	08/30/06	NJA5335639	13921	77,180	50,000	27,180	35.2%	COPR	HORWITH	JTLX30141
07/20/06	08/30/06	NJA5335640	13922	38,560	52,020	(13,460)	-34.9%	COPR	HORWITH	JTLX30141
07/20/06	08/17/06	NJA5335641	13923	38,180	49,380	(11,200)	-29.3%	COPR	HORWITH	NDYX316064
07/20/06	08/30/06	NJA5335642	13924	30,080	50,460	(20,380)	-67.8%	COPR	HORWITH	JTLX30141
07/20/06	08/24/06	NJA5333139	13925	20,760	51,780	(31,020)	-149.4%	COPR	HORWITH	JTLX4058
07/20/06	08/24/06	NJA5333140	13926	68,540	48,000	20,540	30.0%	COPR	HORWITH	NDYX316130
07/20/06	08/24/06	NJA5333141	13927	67,100	51,820	15,280	22.8%	COPR	HORWITH	JTLX4058
07/20/06	08/24/06	NJA5333142	13928	75,360	50,700	24,660	32.7%	COPR	HORWITH	JTLX4058
07/20/06	08/24/06	NJA5333143	13929	39,220	52,380	(13,160)	-33.6%	COPR	HORWITH	JTLX4058
07/20/06	08/17/06	NJA5333144	13930	68,960	51,040	17,920	26.0%	COPR	HORWITH	CHUX180
07/20/06	08/17/06	NJA5333145	13931	75,560	51,600	23,960	31.7%	COPR	HORWITH	CHUX180
07/20/06	08/24/06	NJA5333146	13932	75,480	49,740	25,740	34.1%	COPR	HORWITH	NDYX316130
07/20/06	08/17/06	NJA5333147	13933	32,760	51,620	(18,860)	-57.6%	COPR	HORWITH	CHUX180
07/20/06	08/17/06	NJA5333148	13934	32,000	51,560	(19,560)	-61.1%	COPR	HORWITH	CHUX180
07/20/06	08/17/06	NJA5333149	13935	46,360	51,500	(5,140)	-11.1%	COPR	HORWITH	JTLX30109
07/20/06	08/17/06	NJA5333150	13936	75,640	51,900	23,740	31.4%	COPR	HORWITH	JTLX30109
07/20/06	08/17/06	NJA5333151	13937	37,760	50,140	(12,380)	-32.8%	COPR	HORWITH	NDYX316083
07/20/06	08/17/06	NJA5333152	13938	76,460	45,820	30,640	40.1%	COPR	HORWITH	NDYX316083
07/20/06	08/24/06	NJA5333153	13939	25,920	48,420	(22,500)	-86.8%	COPR	HORWITH	NDYX316130
07/20/06	08/24/06	NJA5333154	13940	25,940	49,120	(23,180)	-89.4%	COPR	HORWITH	NDYX316130
07/20/06	08/17/06	NJA5333155	13941	11,420	47,480	(36,060)	-315.8%	COPR	HORWITH	NDYX316015
07/20/06	08/17/06	NJA5333156	13942	38,120	51,660	(13,540)	-35.5%	COPR	HORWITH	JTLX30109
07/20/06	08/17/06	NJA5333157	13943	37,920	50,060	(12,140)	-32.0%	COPR	HORWITH	NDYX316083
07/20/06	08/17/06	NJA5333158	13944	38,100	51,280	(13,180)	-34.6%	COPR	HORWITH	JTLX30109
07/20/06	08/17/06	NJA5333159	13945	37,920	49,720	(11,800)	-31.1%	COPR	HORWITH	NDYX316083
07/20/06	08/17/06	NJA5333160	13946	51,840	53,100	(1,260)	-2.4%	COPR	HORWITH	CHUX133
07/20/06	08/17/06	NJA5333161	13947	66,160	52,380	13,780	20.8%	COPR	HORWITH	CHUX133
07/20/06	08/17/06	NJA5335646	13948	66,880	50,960	15,920	23.8%	COPR	HORWITH	CHUX133
07/20/06	08/17/06	NJA5335647	13949	20,840	50,940	(30,100)	-144.4%	COPR	HORWITH	CHUX133
07/20/06	08/17/06	NJA5335648	13950	76,540	50,760	25,780	33.7%	COPR	HORWITH	JTLX30154
07/20/06	08/17/06	NJA5335649	13951	16,260	52,200	(35,940)	-221.0%	COPR	HORWITH	JTLX30154
07/20/06	08/17/06	NJA5335650	13952	69,020	52,280	16,740	24.3%	COPR	HORWITH	JTLX30154
07/20/06	08/17/06	NJA5335651	13953	68,160	50,400	17,760	26.1%	COPR	HORWITH	NDYX316015
07/20/06	08/17/06	NJA5335652	13954	75,820	49,820	26,000	34.3%	COPR	HORWITH	NDYX316015
07/20/06	08/17/06	NJA5335653	13955	37,820	47,900	(10,080)	-26.7%	COPR	HORWITH	NDYX316015
07/21/06	08/17/06	NJA5335654	13956	40,160	51,980	(11,820)	-29.4%	COPR	HORWITH	JTLX30154
07/21/06	08/24/06	NJA5335655	13957	67,420	48,680	18,740	27.8%	COPR	HORWITH	NDYX316022
07/21/06	08/24/06	NJA5335656	13958	76,820	49,240	27,580	35.9%	COPR	HORWITH	NDYX316022
07/21/06	08/24/06	NJA5335657	13959	38,980	50,120	(11,140)	-28.6%	COPR	HORWITH	NDYX316022

HONEYWELL SA-7 USE HAZARDOUS WASTE TRACKING (2006)

Date Shipped	Date of Return Manifest	State Manifest	Man. Doc #	Facilty Manifest Weight (lbs)	Estimated Weight (lbs)	Manifest - Estimate (lbs)	Man. - Estimate (%)	Material	Transporter	RAILCAR #
07/21/06	08/17/06	NJA5335658	13960	76,020	51,180	24,840	32.7%	COPR	HORWITH	CHUX150
07/21/06	08/17/06	NJA5335659	13961	77,040	49,760	27,280	35.4%	COPR	HORWITH	CHUX150
07/21/06	08/24/06	NJA5335660	13962	12,220	48,160	(35,940)	-294.1%	COPR	HORWITH	NDYX316022
07/21/06	08/17/06	NJA5335661	13963	23,120	49,380	(26,260)	-113.6%	COPR	HORWITH	CHUX150
07/21/06	08/17/06	NJA5335662	13964	23,120	50,100	(26,980)	-116.7%	COPR	HORWITH	CHUX150
07/21/06	08/17/06	NJA5335663	13965	66,400	49,500	16,900	25.5%	COPR	HORWITH	JTLX30158
07/21/06	08/17/06	NJA5335664	13966	67,300	51,240	16,060	23.9%	COPR	HORWITH	JTLX30158
07/21/06	08/17/06	NJA5335665	13967	33,480	50,120	(16,640)	-49.7%	COPR	HORWITH	JTLX30158
07/21/06	08/17/06	NJA5335666	13968	36,000	50,540	(14,540)	-40.4%	COPR	HORWITH	JTLX94
07/21/06	08/17/06	NJA5335667	13969	33,500	48,900	(15,400)	-46.0%	COPR	HORWITH	JTLX30158
07/21/06	08/17/06	NJA5335668	13970	77,300	51,540	25,760	33.3%	COPR	HORWITH	JTLX94
07/21/06	08/17/06	NJA5335669	13971	38,720	50,740	(12,020)	-31.0%	COPR	HORWITH	JTLX94
07/21/06	08/17/06	NJA5335670	13972	30,620	50,580	(19,960)	-65.2%	COPR	HORWITH	JTLX185
07/21/06	08/17/06	NJA5335671	13973	38,700	46,560	(7,860)	-20.3%	COPR	HORWITH	JTLX94
07/21/06	08/17/06	NJA5335672	13974	62,180	50,860	11,320	18.2%	COPR	HORWITH	JTLX185
07/21/06	08/17/06	NJA5335673	13975	75,960	49,140	26,820	35.3%	COPR	HORWITH	JTLX185
07/21/06	08/17/06	NJA5335674	13976	67,240	50,540	16,700	24.8%	COPR	HORWITH	JTLX30155
07/21/06	08/17/06	NJA5335675	13977	31,940	49,860	(17,920)	-56.1%	COPR	HORWITH	JTLX185
07/21/06	08/17/06	NJA5335676	13978	76,640	50,280	26,360	34.4%	COPR	HORWITH	JTLX30155
07/21/06	08/17/06	NJA5335677	13979	22,980	50,540	(27,560)	-119.9%	COPR	HORWITH	JTLX30155
07/21/06	08/17/06	NJA5335678	13980	22,980	49,060	(26,080)	-113.5%	COPR	HORWITH	JTLX30155
07/21/06	08/17/06	NJA5335679	13981	66,160	51,240	14,920	22.6%	COPR	HORWITH	JTLX168
07/21/06	08/17/06	NJA5335680	13982	66,460	46,960	19,500	29.3%	COPR	HORWITH	JTLX168
07/21/06	08/17/06	NJA5335681	13983	33,440	49,680	(16,240)	-48.6%	COPR	HORWITH	JTLX168
07/21/06	08/24/06	NJA5335682	13984	76,180	48,400	27,780	36.5%	COPR	HORWITH	JTLX265
07/21/06	08/24/06	NJA5335683	13985	36,380	48,940	(12,560)	-34.5%	COPR	HORWITH	JTLX265
07/21/06	08/17/06	NJA5335684	13986	33,440	46,480	(13,040)	-39.0%	COPR	HORWITH	JTLX168
07/21/06	08/30/06	NJA5335685	13987	49,960	50,460	(500)	-1.0%	COPR	HORWITH	JTLX30170
07/21/06	08/30/06	NJA5335686	13988	68,160	50,380	17,780	26.1%	COPR	HORWITH	JTLX30170
07/21/06	08/24/06	NJA5335687	13989	68,120	51,020	17,100	25.1%	COPR	HORWITH	JTLX30129
07/21/06	08/24/06	NJA5335688	13990	66,100	52,540	13,560	20.5%	COPR	HORWITH	JTLX30129
07/21/06	08/24/06	NJA5335689	13991	41,320	50,640	(9,320)	-22.6%	COPR	HORWITH	JTLX30129
07/21/06	08/24/06	NJA5335690	13992	12,160	50,860	(38,700)	-318.3%	COPR	HORWITH	JTLX30130
07/21/06	08/24/06	NJA5335691	13993	58,080	46,160	11,920	20.5%	COPR	HORWITH	NDYX316151
07/21/06	08/24/06	NJA5335692	13994	24,060	50,700	(26,640)	-110.7%	COPR	HORWITH	JTLX30129
07/21/06	08/24/06	NJA5335693	13995	75,120	49,620	25,500	33.9%	COPR	HORWITH	JTLX30130
07/21/06	08/24/06	NJA5335694	13996	68,040	51,900	16,140	23.7%	COPR	HORWITH	JTLX30130
07/21/06	08/24/06	NJA5335695	13997	42,780	50,360	(7,580)	-17.7%	COPR	HORWITH	JTLX30130
07/21/06	08/24/06	NJA5335696	13998	38,820	51,620	(12,800)	-33.0%	COPR	HORWITH	JTLX265
07/21/06	08/24/06	NJA5335697	13999	37,300	48,480	(11,180)	-30.0%	COPR	HORWITH	JTLX265
07/21/06	08/24/06	NJA5335698	14000	66,900	48,860	18,040	27.0%	COPR	HORWITH	NDYX316151
07/21/06	08/24/06	NJA5335699	14001	12,320	50,380	(38,060)	-308.9%	COPR	HORWITH	JTLX30136
07/21/06	08/24/06	NJA5335700	14002	31,000	50,100	(19,100)	-61.6%	COPR	HORWITH	JTLX30136
07/21/06	08/24/06	NJA5335701	14003	76,360	46,780	29,580	38.7%	COPR	HORWITH	JTLX30136
07/21/06	08/24/06	NJA5335702	14004	76,320	50,480	25,840	33.9%	COPR	HORWITH	JTLX30136
07/21/06	08/24/06	NJA5335703	14005	27,540	51,140	(23,600)	-85.7%	COPR	HORWITH	JTLX30131
07/21/06	08/24/06	NJA5335705	14006	68,300	50,640	17,660	25.9%	COPR	HORWITH	JTLX30131
07/21/06	08/24/06	NJA5335706	14007	68,840	51,200	17,640	25.6%	COPR	HORWITH	JTLX30131
07/21/06	08/24/06	NJA5335707	14008	38,780	49,680	(10,900)	-28.1%	COPR	HORWITH	NDYX316151
07/21/06	08/24/06	NJA5335708	14009	25,100	48,880	(23,780)	-94.7%	COPR	HORWITH	NDYX316151
07/21/06	08/24/06	NJA5335709	14010	30,420	51,420	(21,000)	-69.0%	COPR	HORWITH	JTLX30131
07/24/06	08/24/06	NJA5335710	14011	47,200	52,020	(4,820)	-10.2%	COPR	HORWITH	JTLX30146
07/24/06	08/24/06	NJA5335711	14012	67,080	52,080	15,000	22.4%	COPR	HORWITH	JTLX30146
07/24/06	08/24/06	NJA5335712	14013	75,540	48,580	26,960	35.7%	COPR	HORWITH	NDYX316045
07/24/06	08/30/06	NJA5335713	14014	50,860	47,180	3,680	7.2%	COPR	HORWITH	NDYX316103
07/24/06	08/24/06	NJA5335714	14015	68,540	50,320	18,220	26.6%	COPR	HORWITH	JTLX30146
07/24/06	08/24/06	NJA5335715	14016	54,940	49,080	5,860	10.7%	COPR	HORWITH	NDYX316072
07/24/06	08/24/06	NJA5335716	14017	17,860	51,000	(33,140)	-185.6%	COPR	HORWITH	JTLX30146
07/24/06	08/24/06	NJA5335717	14018	67,300	49,400	17,900	26.6%	COPR	HORWITH	NDYX316072
07/24/06	08/24/06	NJA5335718	14019	75,940	50,620	25,320	33.3%	COPR	HORWITH	CHUX231
07/24/06	08/24/06	NJA5335719	14020	35,700	51,540	(15,840)	-44.4%	COPR	HORWITH	CHUX231
07/24/06	08/24/06	NJA5335720	14021	38,820	49,560	(10,740)	-27.7%	COPR	HORWITH	NDYX316072
07/24/06	08/24/06	NJA5335721	14022	37,320	49,180	(11,860)	-31.8%	COPR	HORWITH	NDYX316072
07/24/06	08/24/06	NJA5335722	14023	76,740	51,160	25,580	33.3%	COPR	HORWITH	CHUX231
07/24/06	08/30/06	NJA5335723	14024	68,260	48,440	19,820	29.0%	COPR	HORWITH	NDYX316103
07/24/06	08/30/06	NJA5335724	14025	38,280	51,560	(13,280)	-34.7%	COPR	HORWITH	NDYX316103
07/24/06	08/30/06	NJA5335725	14026	38,280	46,840	(8,560)	-22.4%	COPR	HORWITH	NDYX316103
07/24/06	08/24/06	NJA5335726	14027	21,380	51,160	(29,780)	-139.3%	COPR	HORWITH	CHUX231
07/24/06	08/24/06	NJA5335727	14028	25,500	49,320	(23,820)	-93.4%	COPR	HORWITH	CHUX215
07/24/06	08/24/06	NJA5335728	14029	20,780	49,960	(29,180)	-140.4%	COPR	HORWITH	NDYX316045
07/24/06	08/24/06	NJA5335729	14030	68,460	47,300	21,160	30.9%	COPR	HORWITH	NDYX316045
07/24/06	08/24/06	NJA5335730	14031	68,900	49,180	19,720	28.6%	COPR	HORWITH	CHUX215
07/24/06	08/24/06	NJA5335731	14032	20,800	48,140	(27,340)	-131.4%	COPR	HORWITH	NDYX316045
07/24/06	08/24/06	NJA5335732	14033	66,080	49,920	16,160	24.5%	COPR	HORWITH	CHUX215

Honeywell

HONEYWELL SA-7 USE HAZARDOUS WASTE TRACKING (2006)										
Date Shipped	Date of Return Manifest	State Manifest	Man. Doc #	Facilty Manifest Weight (lbs)	Estimated Weight (lbs)	Manifest - Estimate (lbs)	Man. - Estimate (%)	Material	Transporter	RAILCAR #
07/24/06	08/24/06	NJA5335733	14034	39,360	50,320	(10,960)	-27.8%	COPR	HORWITH	CHUX215
07/24/06	08/24/06	NJA5335734	14035	76,960	50,420	26,540	34.5%	COPR	HORWITH	NDYX320459
07/24/06	08/24/06	NJA5335735	14036	37,840	51,640	(13,800)	-36.5%	COPR	HORWITH	NDYX320459
07/24/06	08/24/06	NJA5335736	14037	76,100	51,440	24,660	32.4%	COPR	HORWITH	NDYX320459
07/24/06	08/24/06	NJA5335737	14038	8,820	49,740	(40,920)	-463.9%	COPR	HORWITH	NDYX320459
07/24/06	08/30/06	NJA5335738	14039	16,300	49,880	(33,580)	-206.0%	COPR	HORWITH	CHUX225
07/24/06	08/30/06	NJA5335739	14040	66,380	52,200	14,180	21.4%	COPR	HORWITH	CHUX225
07/24/06	08/30/06	NJA5335740	14041	76,640	49,720	26,920	35.1%	COPR	HORWITH	CHUX225
07/24/06	08/24/06	NJA5335741	14042	22,060	49,340	(27,280)	-123.7%	COPR	HORWITH	NDYX316060
07/24/06	08/30/06	NJA5335742	14043	38,200	50,340	(12,140)	-31.8%	COPR	HORWITH	CHUX225
07/24/06	08/24/06	NJA5335743	14044	39,020	47,100	(8,080)	-20.7%	COPR	HORWITH	NDYX316052
07/24/06	08/30/06	NJA5335744	14045	15,420	50,340	(34,920)	-226.5%	COPR	HORWITH	JTLX30170
07/24/06	08/24/06	NJA5335745	14046	66,940	48,820	18,120	27.1%	COPR	HORWITH	NDYX316060
07/24/06	08/30/06	NJA5335746	14047	68,100	50,280	17,820	26.2%	COPR	HORWITH	JTLX30170
07/24/06	08/30/06	NJA5335747	14048	36,940	51,540	(14,600)	-39.5%	COPR	HORWITH	NDYX320467
07/24/06	08/30/06	NJA5335748	14049	76,420	50,160	26,260	34.4%	COPR	HORWITH	NDYX320467
07/24/06	08/24/06	NJA5335749	14050	76,380	49,160	27,220	35.6%	COPR	HORWITH	NDYX316060
07/24/06	08/30/06	NJA5335750	14051	68,380	49,840	18,540	27.1%	COPR	HORWITH	NDYX320467
07/24/06	08/30/06	NJA5335751	14052	18,480	51,200	(32,720)	-177.1%	COPR	HORWITH	NDYX320467
07/24/06	08/24/06	NJA5335752	14053	37,580	49,440	(11,860)	-31.6%	COPR	HORWITH	CHUX247
07/24/06	08/24/06	NJA5335753	14054	65,700	49,620	16,080	24.5%	COPR	HORWITH	CHUX247
07/24/06	08/24/06	NJA5335754	14055	25,900	46,200	(20,300)	-78.4%	COPR	HORWITH	NDYX316060
07/24/06	08/24/06	NJA5335755	14056	38,400	49,720	(11,320)	-29.5%	COPR	HORWITH	JTLX275
07/24/06	08/24/06	NJA5335756	14057	9,920	50,720	(40,800)	-411.3%	COPR	HORWITH	CHUX247
07/24/06	08/24/06	NJA5335757	14058	76,640	49,460	27,180	35.5%	COPR	HORWITH	CHUX247
07/24/06	08/24/06	NJA5335758	14059	67,380	48,220	19,160	28.4%	COPR	HORWITH	NDYX316052
07/24/06	08/24/06	NJA5335759	14060	59,340	48,500	10,840	18.3%	COPR	HORWITH	NDYX316052
07/24/06	08/24/06	NJA5335760	14061	20,660	50,440	(29,780)	-144.1%	COPR	HORWITH	NDYX316052
07/24/06	08/24/06	NJA5335761	14062	68,340	51,280	17,060	25.0%	COPR	HORWITH	JTLX275
07/24/06	08/24/06	NJA5335762	14063	30,760	50,820	(20,060)	-65.2%	COPR	HORWITH	JTLX275
07/24/06	08/24/06	NJA5335763	14064	66,940	49,860	17,080	25.5%	COPR	HORWITH	JTLX275
07/24/06	08/24/06	NJA5335764	14065	50,280	50,600	(320)	-0.6%	COPR	HORWITH	CEFX35237
07/24/06	08/24/06	NJA5335765	14066	68,320	51,400	16,920	24.8%	COPR	HORWITH	CEFX35237
07/24/06	08/24/06	NJA5335766	14067	68,020	51,600	16,420	24.1%	COPR	HORWITH	CEFX35237
07/24/06	08/24/06	NJA5335767	14068	13,040	50,640	(37,600)	-288.3%	COPR	HORWITH	CEFX35237
07/24/06	08/30/06	NJA5335768	14069	76,080	49,080	27,000	35.5%	COPR	HORWITH	CHUX136
07/24/06	08/30/06	NJA5335769	14070	76,160	50,540	25,620	33.6%	COPR	HORWITH	CHUX136
07/24/06	08/30/06	NJA5335770	14071	22,060	50,900	(28,840)	-130.7%	COPR	HORWITH	CHUX136
07/24/06	08/30/06	NJA5335771	14072	22,740	52,480	(29,740)	-130.8%	COPR	HORWITH	CHUX136
07/25/06	08/24/06	NJA5335772	14073	25,940	50,540	(24,600)	-94.8%	COPR	HORWITH	JTLX188
07/25/06	08/24/06	NJA5335773	14074	66,340	49,180	17,160	25.9%	COPR	HORWITH	NDYX316237
07/25/06	08/24/06	NJA5335774	14075	76,040	46,680	29,360	38.6%	COPR	HORWITH	NDYX316237
07/25/06	08/24/06	NJA5335775	14076	76,060	50,360	25,700	33.8%	COPR	HORWITH	JTLX188
07/25/06	08/24/06	NJA5335776	14077	28,920	50,620	(21,700)	-75.0%	COPR	HORWITH	JTLX188
07/25/06	08/24/06	NJA5335777	14078	67,000	51,180	15,820	23.6%	COPR	HORWITH	JTLX188
07/25/06	08/30/06	NJA5335778	14079	45,600	51,200	(5,600)	-12.3%	COPR	HORWITH	CHUX185
07/25/06	08/24/06	NJA5335779	14080	61,720	48,440	13,280	21.5%	COPR	HORWITH	NDYX316053
07/25/06	08/24/06	NJA5335780	14081	76,460	49,680	26,780	35.0%	COPR	HORWITH	NDYX316053
07/25/06	08/30/06	NJA5335781	14082	76,880	50,600	26,280	34.2%	COPR	HORWITH	CHUX185
07/25/06	08/30/06	NJA5335782	14083	38,180	52,100	(13,920)	-36.5%	COPR	HORWITH	CHUX185
07/25/06	08/30/06	NJA5335783	14084	38,180	51,280	(13,100)	-34.3%	COPR	HORWITH	CHUX185
07/25/06	08/24/06	NJA5335784	14085	76,580	51,060	25,520	33.3%	COPR	HORWITH	JTLX156
07/25/06	08/24/06	NJA5335785	14086	24,200	48,480	(24,280)	-100.3%	COPR	HORWITH	NDYX316237
07/25/06	09/13/06	NJA5335786	14087	67,220	47,920	19,300	28.7%	COPR	HORWITH	NDYX316026
07/25/06	08/24/06	NJA5335787	14088	67,160	50,060	17,100	25.5%	COPR	HORWITH	JTLX156
07/25/06	08/24/06	NJA5335788	14089	23,600	49,880	(26,280)	-111.4%	COPR	HORWITH	NDYX316237
07/25/06	08/24/06	NJA5335789	14090	34,220	52,280	(18,060)	-52.8%	COPR	HORWITH	JTLX156
07/25/06	08/24/06	NJA5335790	14091	34,220	51,000	(16,780)	-49.0%	COPR	HORWITH	JTLX156
07/25/06	08/24/06	NJA5335791	14092	25,180	49,720	(24,540)	-97.5%	COPR	HORWITH	NDYX316053
07/25/06	08/24/06	NJA5335792	14093	13,180	50,680	(37,500)	-284.5%	COPR	HORWITH	CHUX102
07/25/06	08/24/06	NJA5335793	14094	76,760	51,240	25,520	33.2%	COPR	HORWITH	CHUX102
07/25/06	08/24/06	NJA5335794	14095	25,160	46,700	(21,540)	-85.6%	COPR	HORWITH	NDYX316053
07/25/06	09/13/06	NJA5335795	14096	68,180	48,780	19,400	28.5%	COPR	HORWITH	NDYX316026
07/25/06	08/24/06	NJA5335796	14097	76,120	49,140	26,980	35.4%	COPR	HORWITH	CHUX102
07/25/06	08/24/06	NJA5335797	14098	59,060	49,020	10,040	17.0%	COPR	HORWITH	DJLX98504
07/25/06	09/13/06	NJA5335798	14099	23,840	47,820	(23,980)	-100.6%	COPR	HORWITH	NDYX316026
07/25/06	09/13/06	NJA5335799	14100	23,180	49,860	(26,680)	-115.1%	COPR	HORWITH	NDYX316026
07/25/06	08/24/06	NJA5335800	14101	37,480	51,960	(14,480)	-38.6%	COPR	HORWITH	CHUX102
07/25/06	08/24/06	NJA5335801	14102	76,800	52,520	24,280	31.6%	COPR	HORWITH	DJLX98504
07/25/06	08/24/06	NJA5335802	14103	31,400	49,980	(18,580)	-59.2%	COPR	HORWITH	DJLX98504
07/25/06	08/24/06	NJA5335803	14104	31,420	49,720	(18,300)	-58.2%	COPR	HORWITH	DJLX98504
07/25/06	08/24/06	NJA5335804	14105	43,700	49,680	(5,980)	-13.7%	COPR	HORWITH	CHUX155
07/25/06	08/24/06	NJA5335805	14106	13,780	46,840	(33,060)	-239.9%	COPR	HORWITH	CHUX155
07/25/06	08/24/06	NJA5335806	14107	67,240	51,300	15,940	23.7%	COPR	HORWITH	CHUX155

HONEYWELL SA-7 USE HAZARDOUS WASTE TRACKING (2006)										
Date Shipped	Date of Return Manifest	State Manifest	Man. Doc #	Facilty Manifest Weight (lbs)	Estimated Weight (lbs)	Manifest - Estimate (lbs)	Man. - Estimate (%)	Material	Transporter	RAILCAR #
07/25/06	08/24/06	NJA5335807	14108	68,080	50,180	17,900	26.3%	COPR	HORWITH	CHUX155
07/25/06	08/24/06	NJA5335808	14109	24,560	50,320	(25,760)	-104.9%	COPR	HORWITH	CHUX156
07/25/06	08/30/06	NJA5335809	14110	76,320	51,800	24,520	32.1%	COPR	HORWITH	CHUX156
07/25/06	08/30/06	NJA5335810	14111	66,260	50,720	15,540	23.5%	COPR	HORWITH	CHUX156
07/25/06	08/30/06	NJA5335811	14112	38,040	51,520	(13,480)	-35.4%	COPR	HORWITH	CHUX156
07/25/06	08/24/06	NJA5335812	14113	42,960	50,280	(7,320)	-17.0%	COPR	HORWITH	JTLX30111
07/25/06	08/24/06	NJA5335813	14114	66,760	50,760	16,000	24.0%	COPR	HORWITH	JTLX30111
07/25/06	08/24/06	NJA5335814	14115	20,480	50,360	(29,880)	-145.9%	COPR	HORWITH	JTLX30111
07/25/06	08/24/06	NJA5335815	14116	68,300	51,080	17,220	25.2%	COPR	HORWITH	JTLX30111
07/25/06	08/24/06	NJA5335816	14117	13,580	52,320	(38,740)	-285.3%	COPR	HORWITH	CEFX35236
07/25/06	08/24/06	NJA5335817	14118	66,900	51,320	15,580	23.3%	COPR	HORWITH	CEFX35236
07/25/06	08/24/06	NJA5335818	14119	52,720	51,120	1,600	3.0%	COPR	HORWITH	CEFX35236
07/25/06	08/24/06	NJA5335819	14120	68,220	50,920	17,300	25.4%	COPR	HORWITH	CEFX35236
07/25/06	08/24/06	NJA5335820	14121	63,240	49,900	13,340	21.1%	COPR	HORWITH	CHUX122
07/25/06	08/24/06	NJA5335821	14122	75,820	50,780	25,040	33.0%	COPR	HORWITH	CHUX122
07/25/06	08/24/06	NJA5335822	14123	27,200	48,520	(21,320)	-78.4%	COPR	HORWITH	CHUX122
07/25/06	08/24/06	NJA5335823	14124	38,260	49,360	(11,100)	-29.0%	COPR	HORWITH	CHUX119
07/25/06	08/24/06	NJA5335824	14125	27,200	46,160	(18,960)	-69.7%	COPR	HORWITH	CHUX122
07/25/06	08/24/06	NJA5335825	14126	76,080	50,360	25,720	33.8%	COPR	HORWITH	CHUX119
07/25/06	08/24/06	NJA5335826	14127	66,880	51,140	15,740	23.5%	COPR	HORWITH	CHUX119
07/25/06	08/24/06	NJA5335827	14128	12,940	49,720	(36,780)	-284.2%	COPR	HORWITH	CHUX119
07/25/06	08/30/06	NJA5335828	14129	19,180	49,940	(30,760)	-160.4%	COPR	HORWITH	CHUX229
07/25/06	08/30/06	NJA5335829	14130	77,120	48,560	28,560	37.0%	COPR	HORWITH	CHUX229
07/25/06	08/30/06	NJA5335830	14131	76,580	48,920	27,660	36.1%	COPR	HORWITH	CHUX229
07/25/06	08/30/06	NJA5335831	14132	22,920	49,920	(27,000)	-117.8%	COPR	HORWITH	CHUX229
07/25/06	08/30/06	NJA5335832	14133	53,500	50,440	3,060	5.7%	COPR	HORWITH	CHUX239
07/25/06	08/30/06	NJA5335833	14134	67,300	49,940	17,360	25.8%	COPR	HORWITH	CHUX239
07/26/06	08/30/06	NJA5335834	14135	37,480	50,540	(13,060)	-34.8%	COPR	HORWITH	NDYX316074
07/26/06	08/30/06	NJA5335835	14136	66,860	49,420	17,440	26.1%	COPR	HORWITH	NDYX316074
07/26/06	08/30/06	NJA5335836	14137	68,080	48,160	19,920	29.3%	COPR	HORWITH	NDYX316074
07/26/06	08/30/06	NJA5335837	14138	68,320	51,680	16,640	24.4%	COPR	HORWITH	JTLX30142
07/26/06	08/30/06	NJA5335838	14139	76,000	50,640	25,360	33.4%	COPR	HORWITH	JTLX30142
07/26/06	08/30/06	NJA5335839	14140	28,760	51,120	(22,360)	-77.7%	COPR	HORWITH	JTLX30142
07/26/06	08/30/06	NJA5335840	14141	28,100	51,080	(22,980)	-81.8%	COPR	HORWITH	JTLX30142
07/26/06	08/24/06	NJA5335841	14142	10,040	50,100	(40,060)	-399.0%	COPR	HORWITH	CHUX178
07/26/06	08/30/06	NJA5335842	14143	17,000	49,060	(32,060)	-188.6%	COPR	HORWITH	NDYX316074
07/26/06	08/24/06	NJA5335843	14144	67,920	50,900	17,020	25.1%	COPR	HORWITH	CHUX178
07/26/06	08/24/06	NJA5335844	14145	66,640	49,880	16,760	25.2%	COPR	HORWITH	CHUX178
07/26/06	08/30/06	NJA5335845	14146	34,220	49,280	(15,060)	-44.0%	COPR	HORWITH	CHUX239
07/26/06	08/24/06	NJA5335846	14147	51,680	49,600	2,080	4.0%	COPR	HORWITH	CHUX178
07/26/06	08/30/06	NJA5335847	14148	68,520	48,340	20,180	29.5%	COPR	HORWITH	DJLX98509
07/26/06	08/30/06	NJA5335848	14149	34,220	49,120	(14,900)	-43.5%	COPR	HORWITH	CHUX239
07/26/06	08/30/06	NJA5335849	14150	66,980	44,620	22,360	33.4%	COPR	HORWITH	DJLX98509
07/26/06	08/30/06	NJA5335850	14151	27,540	50,480	(22,940)	-83.3%	COPR	HORWITH	DJLX98509
07/26/06	08/30/06	NJA5335851	14152	21,420	48,060	(26,640)	-124.4%	COPR	HORWITH	NDYX320335
07/26/06	08/30/06	NJA5335852	14153	76,120	50,560	25,560	33.6%	COPR	HORWITH	NDYX320335
07/26/06	08/30/06	NJA5335853	14154	27,560	45,700	(18,140)	-65.8%	COPR	HORWITH	DJLX98509
07/26/06	08/30/06	NJA5335854	14155	75,960	49,740	26,220	34.5%	COPR	HORWITH	NDYX320335
07/26/06	08/30/06	NJA5335855	14156	59,880	49,520	10,360	17.3%	COPR	HORWITH	DJLX98519
07/26/06	08/30/06	NJA5335856	14157	29,460	49,780	(20,320)	-69.0%	COPR	HORWITH	NDYX320335
07/26/06	08/30/06	NJA5335857	14158	68,060	51,880	16,180	23.8%	COPR	HORWITH	DJLX98519
07/26/06	08/30/06	NJA5335858	14159	34,520	51,000	(16,480)	-47.7%	COPR	HORWITH	DJLX98519
07/26/06	08/30/06	NJA5335859	14160	34,520	50,380	(15,860)	-45.9%	COPR	HORWITH	DJLX98519
07/26/06	08/30/06	NJA5335860	14161	50,980	48,840	2,140	4.2%	COPR	HORWITH	JTLX278
07/26/06	08/30/06	NJA5335861	14162	68,140	49,140	19,000	27.9%	COPR	HORWITH	JTLX278
07/26/06	08/30/06	NJA5335862	14163	38,240	50,400	(12,160)	-31.8%	COPR	HORWITH	JTLX278
07/26/06	08/30/06	NJA5335863	14164	38,260	50,100	(11,840)	-30.9%	COPR	HORWITH	JTLX278
07/26/06	08/24/06	NJA5335864	14165	15,160	49,700	(34,540)	-227.8%	COPR	HORWITH	JTLX254
07/26/06	08/24/06	NJA5335865	14166	76,340	49,580	26,760	35.1%	COPR	HORWITH	JTLX254
07/26/06	08/24/06	NJA5335866	14167	76,340	49,300	27,040	35.4%	COPR	HORWITH	JTLX254
07/26/06	08/24/06	NJA5335867	14168	26,680	49,900	(23,220)	-87.0%	COPR	HORWITH	JTLX254
07/26/06	08/24/06	NJA5335868	14169	11,580	49,540	(37,960)	-327.8%	COPR	HORWITH	CHUX214
07/26/06	08/24/06	NJA5335869	14170	67,060	50,960	16,100	24.0%	COPR	HORWITH	CHUX214
07/26/06	08/24/06	NJA5335870	14171	68,200	51,080	17,120	25.1%	COPR	HORWITH	CHUX214
07/26/06	08/24/06	NJA5335871	14172	11,220	50,820	(39,600)	-352.9%	COPR	HORWITH	CHUX211
07/26/06	08/24/06	NJA5335872	14173	50,780	50,700	80	0.2%	COPR	HORWITH	CHUX214
07/26/06	08/24/06	NJA5335873	14174	67,080	50,180	16,900	25.2%	COPR	HORWITH	CHUX211
07/26/06	08/24/06	NJA5335874	14175	63,140	51,060	12,080	19.1%	COPR	HORWITH	CHUX211
07/26/06	08/24/06	NJA5335875	14176	56,480	51,080	5,400	9.6%	COPR	HORWITH	CHUX211
07/26/06	08/30/06	NJA5335876	14177	47,800	50,000	(2,200)	-4.6%	COPR	HORWITH	JTLX301110
07/26/06	08/30/06	NJA5335877	14178	65,680	50,520	15,160	23.1%	COPR	HORWITH	JTLX301110
07/26/06	08/30/06	NJA5335878	14179	76,580	46,880	29,700	38.8%	COPR	HORWITH	JTLX301110
07/26/06	08/30/06	NJA5335879	14180	7,600	51,340	(43,740)	-575.5%	COPR	HORWITH	JTLX301110
07/26/06	08/30/06	NJA5335880	14181	76,900	48,800	28,100	36.5%	COPR	HORWITH	JTLX257

HONEYWELL SA-7 USE HAZARDOUS WASTE TRACKING (2006)										
Date Shipped	Date of Return Manifest	State Manifest	Man. Doc #	Facilty Manifest Weight (lbs)	Estimated Weight (lbs)	Manifest - Estimate (lbs)	Man. - Estimate (%)	Material	Transporter	RAILCAR #
07/26/06	08/30/06	NJA5335881	14182	49,540	50,980	(1,440)	-2.9%	COPR	HORWITH	JTLX257
07/26/06	08/30/06	NJA5335882	14183	33,780	49,760	(15,980)	-47.3%	COPR	HORWITH	JTLX257
07/26/06	08/30/06	NJA5335883	14184	45,440	51,180	(5,740)	-12.6%	COPR	HORWITH	CHUX114
07/26/06	08/30/06	NJA5335884	14185	33,780	47,860	(14,080)	-41.7%	COPR	HORWITH	JTLX257
07/26/06	08/30/06	NJA5335885	14186	68,160	51,300	16,860	24.7%	COPR	HORWITH	CHUX114
07/26/06	08/30/06	NJA5335886	14187	67,900	49,860	18,040	26.6%	COPR	HORWITH	CHUX114
07/26/06	08/30/06	NJA5335887	14188	18,320	52,000	(33,680)	-183.8%	COPR	HORWITH	CHUX114
07/26/06	08/30/06	NJA5335888	14189	32,040	51,320	(19,280)	-60.2%	COPR	HORWITH	CHUX125
07/26/06	08/30/06	NJA5335889	14190	66,920	50,380	16,540	24.7%	COPR	HORWITH	CHUX125
07/26/06	08/30/06	NJA5335890	14191	76,060	50,640	25,420	33.4%	COPR	HORWITH	CHUX125
07/26/06	08/30/06	NJA5335891	14192	21,380	49,340	(27,960)	-130.8%	COPR	HORWITH	CHUX125
07/26/06	08/30/06	NJA5335892	14193	76,480	49,240	27,240	35.6%	COPR	HORWITH	CHUX104
07/26/06	08/30/06	NJA5335893	14194	76,360	51,040	25,320	33.2%	COPR	HORWITH	CHUX104
07/26/06	08/30/06	NJA5335894	14195	22,120	51,040	(28,920)	-130.7%	COPR	HORWITH	CHUX104
07/26/06	08/30/06	NJA5335895	14196	22,120	51,140	(29,020)	-131.2%	COPR	HORWITH	CHUX104
07/27/06	08/24/06	NJA5335897	14197	49,540	49,880	(340)	-0.7%	COPR	HORWITH	JTLX234
07/27/06	08/24/06	NJA5335898	14198	60,080	50,080	10,000	16.6%	COPR	HORWITH	JTLX234
07/27/06	08/30/06	NJA5335899	14199	36,960	48,700	(11,740)	-31.8%	COPR	HORWITH	NDYX316016
07/27/06	08/24/06	NJA5335900	14200	66,980	50,820	16,160	24.1%	COPR	HORWITH	JTLX234
07/27/06	08/30/06	NJA5335901	14201	76,520	49,020	27,500	35.9%	COPR	HORWITH	NDYX316016
07/27/06	08/24/06	NJA5335902	14202	18,760	50,580	(31,820)	-169.6%	COPR	HORWITH	JTLX234
07/27/06	08/24/06	NJA5335903	14203	39,880	50,140	(10,260)	-25.7%	COPR	HORWITH	JTLX170
07/27/06	08/24/06	NJA5335904	14204	67,800	50,540	17,260	25.5%	COPR	HORWITH	JTLX170
07/27/06	08/24/06	NJA5335905	14205	66,980	50,220	16,760	25.0%	COPR	HORWITH	JTLX170
07/27/06	08/24/06	NJA5335906	14206	20,500	50,900	(30,400)	-148.3%	COPR	HORWITH	JTLX170
07/27/06	08/30/06	NJA5335907	14207	55,640	49,300	6,340	11.4%	COPR	HORWITH	CHUX227
07/27/06	08/30/06	NJA5335908	14208	76,880	50,220	26,660	34.7%	COPR	HORWITH	CHUX227
07/27/06	08/30/06	NJA5335909	14209	30,520	50,460	(19,940)	-65.3%	COPR	HORWITH	CHUX227
07/27/06	08/30/06	NJA5335910	14210	29,740	48,740	(19,000)	-63.9%	COPR	HORWITH	CHUX227
07/27/06	08/30/06	NJA5335911	14211	16,020	49,300	(33,280)	-207.7%	COPR	HORWITH	JTLX263
07/27/06	08/30/06	NJA5335912	14212	76,260	49,500	26,760	35.1%	COPR	HORWITH	JTLX263
07/27/06	08/30/06	NJA5335913	14213	66,860	48,200	18,660	27.9%	COPR	HORWITH	JTLX263
07/27/06	08/30/06	NJA5335914	14214	38,120	45,780	(7,660)	-20.1%	COPR	HORWITH	NDYX316016
07/27/06	08/30/06	NJA5335915	14215	30,260	51,340	(21,080)	-69.7%	COPR	HORWITH	JTLX263
07/27/06	08/30/06	NJA5335916	14216	68,560	49,640	18,920	27.6%	COPR	HORWITH	JTLX30112
07/27/06	08/30/06	NJA5335917	14217	67,840	49,820	18,020	26.6%	COPR	HORWITH	JTLX30112
07/27/06	08/30/06	NJA5335918	14218	38,120	47,200	(9,080)	-23.8%	COPR	HORWITH	NDYX316016
07/27/06	08/30/06	NJA5335919	14219	28,660	51,400	(22,740)	-79.3%	COPR	HORWITH	JTLX30112
07/27/06	08/30/06	NJA5335920	14220	28,660	51,600	(22,940)	-80.0%	COPR	HORWITH	JTLX30112
07/27/06	08/30/06	NJA5335921	14221	77,080	50,200	26,880	34.9%	COPR	HORWITH	DJLX98515
07/27/06	08/30/06	NJA5335922	14222	10,920	50,400	(39,480)	-361.5%	COPR	HORWITH	DJLX98515
07/27/06	08/30/06	NJA5335923	14223	76,520	50,440	26,080	34.1%	COPR	HORWITH	DJLX98515
07/27/06	08/30/06	NJA5335924	14224	31,340	49,240	(17,900)	-57.1%	COPR	HORWITH	DJLX98515
07/27/06	08/30/06	NJA5335925	14225	45,120	50,720	(5,600)	-12.4%	COPR	HORWITH	JTLX270
07/27/06	08/30/06	NJA5335926	14226	67,180	50,760	16,420	24.4%	COPR	HORWITH	JTLX270
07/27/06	08/30/06	NJA5335927	14227	67,120	49,940	17,180	25.6%	COPR	HORWITH	JTLX270
07/27/06	08/30/06	NJA5335928	14228	17,620	50,540	(32,920)	-186.8%	COPR	HORWITH	JTLX270
07/27/06	08/30/06	NJA5335929	14229	9,220	48,700	(39,480)	-428.2%	COPR	HORWITH	DJLX98531
07/27/06	08/30/06	NJA5335930	14230	76,420	48,700	27,720	36.3%	COPR	HORWITH	DJLX98531
07/27/06	08/30/06	NJA5335931	14231	76,400	50,800	25,600	33.5%	COPR	HORWITH	DJLX98531
07/27/06	08/30/06	NJA5335932	14232	30,240	49,800	(19,560)	-64.7%	COPR	HORWITH	DJLX98531
07/27/06	09/13/06	NJA5335933	14233	45,920	50,120	(4,200)	-9.1%	COPR	HORWITH	CHUX212
07/27/06	09/13/06	NJA5335934	14234	76,800	52,000	24,800	32.3%	COPR	HORWITH	CHUX212
07/27/06	09/13/06	NJA5335935	14235	38,200	50,040	(11,840)	-31.0%	COPR	HORWITH	CHUX212
07/27/06	09/13/06	NJA5335936	14236	38,180	50,240	(12,060)	-31.6%	COPR	HORWITH	CHUX212
07/27/06	08/30/06	NJA5335937	14237	59,020	49,000	10,020	17.0%	COPR	HORWITH	NDYX316241
07/27/06	08/30/06	NJA5335938	14238	57,780	51,800	5,980	10.3%	COPR	HORWITH	JTLX30157
07/27/06	08/30/06	NJA5335939	14239	38,120	51,860	(13,740)	-36.0%	COPR	HORWITH	JTLX30157
07/27/06	08/30/06	NJA5335940	14240	76,300	48,800	27,500	36.0%	COPR	HORWITH	NDYX316241
07/27/06	08/30/06	NJA5335941	14241	67,060	51,900	15,160	22.6%	COPR	HORWITH	JTLX30157
07/27/06	08/30/06	NJA5335942	14242	27,180	49,420	(22,240)	-81.8%	COPR	HORWITH	NDYX316241
07/27/06	08/30/06	NJA5335943	14243	26,500	46,740	(20,240)	-76.4%	COPR	HORWITH	NDYX316241
07/27/06	08/30/06	NJA5335944	14244	38,120	52,280	(14,160)	-37.1%	COPR	HORWITH	JTLX30157
07/27/06	08/24/06	NJA5335945	14245	76,720	49,740	26,980	35.2%	COPR	HORWITH	CEFX35246
07/27/06	08/24/06	NJA5335946	14246	33,920	51,140	(17,220)	-50.8%	COPR	HORWITH	CEFX35246
07/27/06	08/24/06	NJA5335947	14247	76,180	50,160	26,020	34.2%	COPR	HORWITH	CEFX35246
07/27/06	08/24/06	NJA5335948	14248	9,400	50,300	(40,900)	-435.1%	COPR	HORWITH	CEFX35246
07/27/06	09/13/06	NJA5335949	14249	66,980	47,320	19,660	29.4%	COPR	HORWITH	CHUX221
07/27/06	08/30/06	NJA5335950	14250	14,260	49,600	(35,340)	-247.8%	COPR	HORWITH	CEFX35239
07/27/06	08/30/06	NJA5335951	14251	68,220	50,980	17,240	25.3%	COPR	HORWITH	CEFX35239
07/27/06	08/30/06	NJA5335952	14252	68,580	51,180	17,400	25.4%	COPR	HORWITH	CEFX35239
07/27/06	08/30/06	NJA5335953	14253	43,160	49,000	(5,840)	-13.5%	COPR	HORWITH	CEFX35239
07/27/06	09/13/06	NJA5335954	14254	76,460	51,080	25,380	33.2%	COPR	HORWITH	CHUX221
07/27/06	09/13/06	NJA5335955	14255	29,040	51,640	(22,600)	-77.8%	COPR	HORWITH	CHUX221

HONEYWELL SA-7 USE HAZARDOUS WASTE TRACKING (2006)										
Date Shipped	Date of Return Manifest	State Manifest	Man. Doc #	Facilty Manifest Weight (lbs)	Estimated Weight (lbs)	Manifest - Estimate (lbs)	Man. - Estimate (%)	Material	Transporter	RAILCAR #
07/27/06	09/13/06	NJA5335956	14256	21,620	50,560	(28,940)	-133.9%	COPR	HORWITH	CHUX221
07/27/06	08/30/06	NJA5335957	14257	16,420	51,080	(34,660)	-211.1%	COPR	HORWITH	CHUX110
07/27/06	08/30/06	NJA5335958	14258	68,100	50,700	17,400	25.6%	COPR	HORWITH	CHUX110
07/28/06	08/30/06	NJA5335959	14259	7,660	49,040	(41,380)	-540.2%	COPR	HORWITH	CHUX198
07/28/06	08/30/06	NJA5335960	14260	76,400	49,000	27,400	35.9%	COPR	HORWITH	CHUX198
07/28/06	08/30/06	NJA5335961	14261	67,000	49,000	18,000	26.9%	COPR	HORWITH	CHUX198
07/28/06	08/30/06	NJA5335962	14262	42,860	50,200	(7,340)	-17.1%	COPR	HORWITH	CHUX198
07/28/06	09/13/06	NJA5335963	14263	68,280	51,080	17,200	25.2%	COPR	HORWITH	CHUX206
07/28/06	09/13/06	NJA5335964	14264	68,060	51,600	16,460	24.2%	COPR	HORWITH	CHUX206
07/28/06	09/13/06	NJA5335965	14265	27,720	51,380	(23,660)	-85.4%	COPR	HORWITH	CHUX206
07/28/06	09/13/06	NJA5335966	14266	27,720	49,060	(21,340)	-77.0%	COPR	HORWITH	CHUX206
07/28/06	09/13/06	NJA5335967	14267	10,560	49,220	(38,660)	-366.1%	COPR	HORWITH	CHUX197
07/28/06	09/13/06	NJA5335968	14268	68,220	50,880	17,340	25.4%	COPR	HORWITH	CHUX197
07/28/06	09/13/06	NJA5335969	14269	76,100	47,560	28,540	37.5%	COPR	HORWITH	CHUX197
07/28/06	09/13/06	NJA5335970	14270	38,240	48,740	(10,500)	-27.5%	COPR	HORWITH	CHUX197
07/28/06	08/30/06	NJA5335971	14271	24,100	50,960	(26,860)	-111.5%	COPR	HORWITH	JTLX30102
07/28/06	08/30/06	NJA5335972	14272	67,200	49,460	17,740	26.4%	COPR	HORWITH	JTLX30102
07/28/06	08/30/06	NJA5335973	14273	30,340	51,180	(20,840)	-68.7%	COPR	HORWITH	JTLX30102
07/28/06	08/30/06	NJA5335974	14274	76,400	49,800	26,600	34.8%	COPR	HORWITH	JTLX30102
07/28/06	08/30/06	NJA5335975	14275	68,180	51,100	17,080	25.1%	COPR	HORWITH	JTLX74
07/28/06	08/30/06	NJA5335976	14276	45,520	49,600	(4,080)	-9.0%	COPR	HORWITH	JTLX74
07/28/06	08/30/06	NJA5335977	14277	68,200	49,760	18,440	27.0%	COPR	HORWITH	JTLX74
07/28/06	08/30/06	NJA5335978	14278	13,580	47,140	(33,560)	-247.1%	COPR	HORWITH	JTLX74
07/28/06	08/30/06	NJA5335979	14279	37,960	49,940	(11,980)	-31.6%	COPR	HORWITH	JTLX30101
07/28/06	08/30/06	NJA5335980	14280	54,280	50,560	3,720	6.9%	COPR	HORWITH	JTLX30101
07/28/06	08/30/06	NJA5335981	14281	68,180	49,560	18,620	27.3%	COPR	HORWITH	JTLX30101
07/28/06	08/24/06	NJA5335982	14282	26,020	50,340	(24,320)	-93.5%	COPR	HORWITH	JTLX30172
07/28/06	08/30/06	NJA5335983	14283	38,060	51,080	(13,020)	-34.2%	COPR	HORWITH	JTLX30101
07/28/06	08/30/06	NJA5335984	14284	76,680	49,900	26,780	34.9%	COPR	HORWITH	CHUX147
07/28/06	08/30/06	NJA5335985	14285	76,320	51,220	25,100	32.9%	COPR	HORWITH	CHUX147
07/28/06	08/30/06	NJA5335986	14286	25,360	50,200	(24,840)	-97.9%	COPR	HORWITH	CHUX147
07/28/06	08/30/06	NJA5335987	14287	25,360	51,960	(26,600)	-104.9%	COPR	HORWITH	CHUX147
07/28/06	08/24/06	NJA5335988	14288	76,120	49,500	26,620	35.0%	COPR	HORWITH	JTLX30172
07/28/06	08/24/06	NJA5335989	14289	69,380	51,040	18,340	26.4%	COPR	HORWITH	JTLX30172
07/28/06	08/24/06	NJA5335990	14290	26,000	49,840	(23,840)	-91.7%	COPR	HORWITH	JTLX30172
07/28/06	08/30/06	NJA5335991	14291	76,640	50,300	26,340	34.4%	COPR	HORWITH	CHUX110
07/28/06	08/30/06	NJA5335992	14292	38,100	50,500	(12,400)	-32.5%	COPR	HORWITH	CHUX110
07/28/06	09/13/06	NJA5335993	14293	36,860	49,980	(13,120)	-35.6%	COPR	HORWITH	NDYX320320
07/28/06	09/13/06	NJA5335994	14294	67,340	50,500	16,840	25.0%	COPR	HORWITH	NDYX320320
07/28/06	09/13/06	NJA5335995	14295	67,500	50,820	16,680	24.7%	COPR	HORWITH	NDYX320320
07/28/06	09/13/06	NJA5335996	14296	30,700	51,100	(20,400)	-66.4%	COPR	HORWITH	NDYX320320
07/28/06	09/13/06	NJA5335997	14297	17,680	50,820	(33,140)	-187.4%	COPR	HORWITH	JTLX279
07/28/06	09/13/06	NJA5335998	14298	30,160	51,540	(21,380)	-70.9%	COPR	HORWITH	JTLX279
07/28/06	09/13/06	NJA5335999	14299	76,680	51,500	25,180	32.8%	COPR	HORWITH	JTLX279
07/28/06	09/13/06	NJA5336000	14300	76,080	51,440	24,640	32.4%	COPR	HORWITH	JTLX279
07/28/06	08/30/06	NJA5340004	14301	9,400	49,000	(39,600)	-421.3%	COPR	HORWITH	NDYX316152
07/28/06	08/30/06	NJA5340005	14302	38,200	48,040	(9,840)	-25.8%	COPR	HORWITH	NDYX316152
07/28/06	08/30/06	NJA5340006	14303	67,880	49,020	18,860	27.8%	COPR	HORWITH	NDYX316152
07/28/06	08/30/06	NJA5340007	14304	68,080	49,820	18,260	26.8%	COPR	HORWITH	JTLX30148
07/28/06	08/30/06	NJA5340008	14305	7,580	49,520	(41,940)	-553.3%	COPR	HORWITH	JTLX30148
07/28/06	08/30/06	NJA5340009	14306	67,900	50,860	17,040	25.1%	COPR	HORWITH	JTLX30148
07/28/06	08/30/06	NJA5340010	14307	50,340	49,800	540	1.1%	COPR	HORWITH	JTLX30148
07/28/06	08/30/06	NJA5340011	14308	76,120	49,000	27,120	35.6%	COPR	HORWITH	NDYX316152
07/28/06	08/30/06	NJA5340012	14309	46,040	51,020	(4,980)	-10.8%	COPR	HORWITH	NDYX320346
07/28/06	08/30/06	NJA5340013	14310	76,020	50,620	25,400	33.4%	COPR	HORWITH	NDYX320346
07/28/06	08/30/06	NJA5340014	14311	68,360	51,060	17,300	25.3%	COPR	HORWITH	NDYX320346
07/28/06	08/30/06	NJA5340015	14312	8,160	50,540	(42,380)	-519.4%	COPR	HORWITH	NDYX320346
07/28/06	08/30/06	NJA5340016	14313	57,700	52,040	5,660	9.8%	COPR	HORWITH	JTLX261
07/28/06	08/30/06	NJA5340017	14314	76,160	51,560	24,600	32.3%	COPR	HORWITH	JTLX261
07/28/06	08/30/06	NJA5340018	14315	34,060	50,200	(16,140)	-47.4%	COPR	HORWITH	JTLX261
07/28/06	08/30/06	NJA5340019	14316	34,080	52,100	(18,020)	-52.9%	COPR	HORWITH	JTLX261
07/28/06	09/13/06	NJA5340020	14317	42,120	51,540	(9,420)	-22.4%	COPR	HORWITH	NDYX320461
07/31/06	09/13/06	NJA5340021	14318	76,540	51,780	24,760	32.3%	COPR	HORWITH	NDYX320461
07/31/06	09/13/06	NJA5340022	14319	66,440	48,740	17,700	26.6%	COPR	HORWITH	NDYX316018
07/31/06	09/13/06	NJA5340023	14320	76,220	50,400	25,820	33.9%	COPR	HORWITH	NDYX320461
07/31/06	09/13/06	NJA5340024	14321	9940	52,500	(42,560)	-428.2%	COPR	HORWITH	NDYX320461
07/31/06	09/13/06	NJA5340025	14322	66560	50,480	16,080	24.2%	COPR	HORWITH	CHUX249
07/31/06	09/13/06	NJA5340026	14323	67040	52,380	14,660	21.9%	COPR	HORWITH	CHUX249
07/31/06	09/13/06	NJA5340027	14324	33600	51,580	(17,980)	-53.5%	COPR	HORWITH	CHUX249
07/31/06	09/13/06	NJA5340028	14325	67480	50,040	17,440	25.8%	COPR	HORWITH	NDYX316018
07/31/06	09/13/06	NJA5340029	14326	33620	50,980	(17,360)	-51.6%	COPR	HORWITH	CHUX249
07/31/06	09/13/06	NJA5340030	14327	9160	51,240	(42,080)	-459.4%	COPR	HORWITH	CHUX103
07/31/06	09/13/06	NJA5340031	14328	68020	51,820	16,200	23.8%	COPR	HORWITH	CHUX103
07/31/06	09/13/06	NJA5340032	14329	76340	51,560	24,780	32.5%	COPR	HORWITH	CHUX103

Honeywell

HONEYWELL SA-7 USE HAZARDOUS WASTE TRACKING (2006)										
Date Shipped	Date of Return Manifest	State Manifest	Man. Doc #	Facilty Manifest Weight (lbs)	Estimated Weight (lbs)	Manifest - Estimate (lbs)	Man. - Estimate (%)	Material	Transporter	RAILCAR #
07/31/06	09/13/06	NJA5340033	14330	50380	51,780	(1,400)	-2.8%	COPR	HORWITH	CHUX103
07/31/06	09/13/06	NJA5340034	14331	25160	51,620	(26,460)	-105.2%	COPR	HORWITH	JTLX267
07/31/06	09/13/06	NJA5340035	14332	51460	50,200	1,260	2.4%	COPR	HORWITH	NDYX316047
07/31/06	09/13/06	NJA5340036	14333	76720	52,060	24,660	32.1%	COPR	HORWITH	JTLX267
07/31/06	09/13/06	NJA5340037	14334	32220	49,720	(17,500)	-54.3%	COPR	HORWITH	NDYX316018
07/31/06	09/13/06	NJA5340038	14335	76400	50,960	25,440	33.3%	COPR	HORWITH	JTLX267
07/31/06	09/13/06	NJA5340039	14336	26660	51,180	(24,520)	-92.0%	COPR	HORWITH	JTLX267
07/31/06	09/13/06	NJA5340040	14337	67000	50,260	16,740	25.0%	COPR	HORWITH	NDYX316047
07/31/06	09/13/06	NJA5340041	14338	33000	49,620	(16,620)	-50.4%	COPR	HORWITH	NDYX316018
07/31/06	08/30/06	NJA5340042	14339	36980	51,600	(14,620)	-39.5%	COPR	HORWITH	CHUX223
07/31/06	08/30/06	NJA5340043	14340	76780	52,340	24,440	31.8%	COPR	HORWITH	CHUX223
07/31/06	09/13/06	NJA5340044	14341	38140	50,320	(12,180)	-31.9%	COPR	HORWITH	NDYX316047
07/31/06	08/30/06	NJA5340045	14342	68140	51,700	16,440	24.1%	COPR	HORWITH	CHUX223
07/31/06	08/30/06	NJA5340046	14343	23680	51,460	(27,780)	-117.3%	COPR	HORWITH	CHUX223
07/31/06	08/30/06	NJA5340047	14344	28460	51,240	(22,780)	-80.0%	COPR	HORWITH	JTLX30128
07/31/06	08/30/06	NJA5340048	14345	76880	50,240	26,640	34.7%	COPR	HORWITH	JTLX30128
07/31/06	09/13/06	NJA5340049	14346	38160	48,900	(10,740)	-28.1%	COPR	HORWITH	NDYX316047
07/31/06	08/30/06	NJA5340050	14347	67140	52,040	15,100	22.5%	COPR	HORWITH	JTLX30128
07/31/06	08/30/06	NJA5340051	14348	30260	50,280	(20,020)	-66.2%	COPR	HORWITH	JTLX30128
07/31/06	08/30/06	NJA5340052	14349	10740	51,760	(41,020)	-381.9%	COPR	HORWITH	JTLX30161
07/31/06	08/30/06	NJA5340053	14350	76220	51,660	24,560	32.2%	COPR	HORWITH	JTLX30161
07/31/06	08/30/06	NJA5340054	14351	76680	50,080	26,600	34.7%	COPR	HORWITH	JTLX30161
07/31/06	08/30/06	NJA5340055	14352	39300	51,840	(12,540)	-31.9%	COPR	HORWITH	JTLX30161
07/31/06	09/13/06	NJA5340056	14353	76060	53,040	23,020	30.3%	COPR	HORWITH	CHUX187
07/31/06	09/13/06	NJA5340057	14354	38260	51,600	(13,340)	-34.9%	COPR	HORWITH	CHUX187
07/31/06	09/13/06	NJA5340058	14355	76000	52,340	23,660	31.1%	COPR	HORWITH	CHUX187
07/31/06	09/13/06	NJA5340059	14356	15380	52,360	(36,980)	-240.4%	COPR	HORWITH	CHUX187
07/31/06	08/30/06	NJA5340060	14357	67,980	53,080	14,900	21.9%	COPR	HORWITH	JTLX240
07/31/06	08/30/06	NJA5340061	14358	66,380	51,760	14,620	22.0%	COPR	HORWITH	JTLX240
07/31/06	08/30/06	NJA5340062	14359	32,960	51,940	(18,980)	-57.6%	COPR	HORWITH	JTLX240
07/31/06	08/30/06	NJA5340063	14360	32,960	51,800	(18,840)	-57.2%	COPR	HORWITH	JTLX240
07/31/06	08/30/06	NJA5340064	14361	60,300	50,560	9,740	16.2%	COPR	HORWITH	JTLX266
07/31/06	08/30/06	NJA5340065	14362	67,360	50,960	16,400	24.3%	COPR	HORWITH	JTLX266
07/31/06	08/30/06	NJA5340066	14363	38,400	52,640	(14,240)	-37.1%	COPR	HORWITH	JTLX266
07/31/06	08/30/06	NJA5340067	14364	49,540	50,920	(1,380)	-2.8%	COPR	HORWITH	CHUX235
07/31/06	08/30/06	NJA5340068	14365	38,400	50,960	(12,560)	-32.7%	COPR	HORWITH	JTLX266
07/31/06	08/30/06	NJA5340069	14366	68,700	51,800	16,900	24.6%	COPR	HORWITH	CHUX235
07/31/06	08/30/06	NJA5340070	14367	76,680	52,360	24,320	31.7%	COPR	HORWITH	CHUX235
07/31/06	09/13/06	NJA5340071	14368	38,420	50,540	(12,120)	-31.5%	COPR	HORWITH	NDYX316248
07/31/06	08/30/06	NJA5340072	14369	6,700	51,260	(44,560)	-665.1%	COPR	HORWITH	CHUX235

07/24/75	**SITE TONS (Month)**	**JUL SUB-TOTAL:**	54,203,540	55,199,920	(996,380)	-1.84%
03/10/02	**TONS (Site)**	**CUMULATIVE TOTAL:**	217,185,300	220,746,560	(3,561,260)	-1.64%
04/23/97	**TONS (Facility)**	**CUMULATIVE TOTAL:**	217,185,300	220,120,600	(2,935,300)	-1.35%

08/01/06	08/30/06	NJA5340073	14370	49,640	51,220	(1,580)	-3.2%	COPR	HORWITH	CEFX35240
08/01/06	08/30/06	NJA5340074	14371	69,340	49,720	19,620	28.3%	COPR	HORWITH	NDYX316013
08/01/06	08/30/06	NJA5340075	14372	76,520	51,520	25,000	32.7%	COPR	HORWITH	CEFX35240
08/01/06	08/30/06	NJA5340076	14373	68,400	51,900	16,500	24.1%	COPR	HORWITH	CEFX35240
08/01/06	08/30/06	NJA5340077	14374	6,860	51,060	(44,200)	-644.3%	COPR	HORWITH	CEFX35240
08/01/06	08/30/06	NJA5340078	14375	13,440	51,020	(37,580)	-279.6%	COPR	HORWITH	CHUX236
08/01/06	08/30/06	NJA5340079	14376	76,760	50,060	26,700	34.8%	COPR	HORWITH	CHUX236
08/01/06	08/30/06	NJA5340080	14377	67,100	48,980	18,120	27.0%	COPR	HORWITH	NDYX316013
08/01/06	08/30/06	NJA5340081	14378	26,880	48,900	(22,020)	-81.9%	COPR	HORWITH	NDYX316013
08/01/06	08/30/06	NJA5340082	14379	68,180	52,620	15,560	22.8%	COPR	HORWITH	CHUX236
08/01/06	08/30/06	NJA5340083	14380	41,020	51,340	(10,320)	-25.2%	COPR	HORWITH	CHUX236
08/01/06	08/30/06	NJA5340084	14381	6,700	50,700	(44,000)	-656.7%	COPR	HORWITH	JTLX30125
08/01/06	08/30/06	NJA5340085	14382	22,380	49,480	(27,100)	-121.1%	COPR	HORWITH	NDYX316121
08/01/06	08/30/06	NJA5340086	14383	66,500	49,260	17,240	25.9%	COPR	HORWITH	NDYX316121
08/01/06	08/30/06	NJA5340087	14384	76,980	49,600	27,380	35.6%	COPR	HORWITH	NDYX316121
08/01/06	08/30/06	NJA5340088	14385	66,880	48,200	18,680	27.9%	COPR	HORWITH	NDYX316019
08/01/06	08/30/06	NJA5340089	14386	76,660	50,200	26,460	34.5%	COPR	HORWITH	JTLX30125
08/01/06	08/30/06	NJA5340090	14387	26,880	49,140	(22,260)	-82.8%	COPR	HORWITH	NDYX316013
08/01/06	08/30/06	NJA5340091	14388	68,500	52,200	16,300	23.8%	COPR	HORWITH	JTLX30125
08/01/06	08/30/06	NJA5340092	14389	67,060	50,340	16,720	24.9%	COPR	HORWITH	JTLX30107
08/01/06	08/30/06	NJA5340093	14390	49,500	52,100	(2,600)	-5.3%	COPR	HORWITH	JTLX30125
08/01/06	08/30/06	NJA5340094	14391	18,320	51,080	(32,760)	-178.8%	COPR	HORWITH	JTLX30107
08/01/06	08/30/06	NJA5340095	14392	26,720	47,500	(20,780)	-77.8%	COPR	HORWITH	NDYX316121
08/01/06	08/30/06	NJA5340096	14393	76,320	50,500	25,820	33.8%	COPR	HORWITH	JTLX30107
08/01/06	08/30/06	NJA5340097	14394	38,980	50,800	(11,820)	-30.3%	COPR	HORWITH	JTLX30107
08/01/06	08/30/06	NJA5340098	14395	49,240	51,700	(2,460)	-5.0%	COPR	HORWITH	CHUX207
08/01/06	08/30/06	NJA5340099	14396	68,740	51,300	17,440	25.4%	COPR	HORWITH	CHUX207
08/01/06	08/30/06	NJA5340100	14397	66,960	49,920	17,040	25.4%	COPR	HORWITH	NDYX316019
08/01/06	08/30/06	NJA5340101	14398	30,160	49,160	(19,000)	-63.0%	COPR	HORWITH	NDYX316019

Honeywell

HONEYWELL SA-7 USE HAZARDOUS WASTE TRACKING (2006)										
Date Shipped	Date of Return Manifest	State Manifest	Man. Doc #	Facilty Manifest Weight (lbs)	Estimated Weight (lbs)	Manifest - Estimate (lbs)	Man. - Estimate (%)	Material	Transporter	RAILCAR #
08/01/06	08/30/06	NJA5340102	14399	76,600	49,800	26,800	35.0%	COPR	HORWITH	CHUX207
08/01/06	08/30/06	NJA5340103	14400	9,120	51,460	(42,340)	-464.3%	COPR	HORWITH	CHUX207
08/01/06	08/30/06	NJA5340104	14401	30,180	49,580	(19,400)	-64.3%	COPR	HORWITH	NDYX316019
08/01/06	09/13/06	NJA5340105	14402	11,520	50,500	(38,980)	-338.4%	COPR	HORWITH	JTLX30147
08/01/06	08/30/06	NJA5340106	14403	24,680	49,760	(25,080)	-101.6%	COPR	HORWITH	NDYX316023
08/01/06	09/13/06	NJA5340107	14404	76,360	52,620	23,740	31.1%	COPR	HORWITH	JTLX30147
08/01/06	09/13/06	NJA5340108	14405	25,360	51,400	(26,040)	-102.7%	COPR	HORWITH	CHUX108
08/01/06	09/13/06	NJA5340109	14406	66,160	51,580	14,580	22.0%	COPR	HORWITH	CHUX108
08/01/06	09/13/06	NJA5340110	14407	34,720	50,780	(16,060)	-46.3%	COPR	HORWITH	CHUX108
08/01/06	09/13/06	NJA5340111	14408	76,580	50,940	25,640	33.5%	COPR	HORWITH	CHUX108
08/01/06	09/13/06	NJA5340112	14409	76,420	49,920	26,500	34.7%	COPR	HORWITH	CHUX223
08/01/06	09/13/06	NJA5340113	14410	68,020	50,320	17,700	26.0%	COPR	HORWITH	CHUX223
08/01/06	08/30/06	NJA5340114	14411	76,400	49,680	26,720	35.0%	COPR	HORWITH	NDYX316023
08/01/06	09/13/06	NJA5340115	14412	27,220	50,380	(23,160)	-85.1%	COPR	HORWITH	CHUX223
08/01/06	09/13/06	NJA5340116	14413	76,220	50,560	25,660	33.7%	COPR	HORWITH	JTLX30147
08/01/06	09/13/06	NJA5340117	14414	38,420	50,920	(12,500)	-32.5%	COPR	HORWITH	JTLX30147
08/01/06	08/30/06	NJA5340118	14415	59,700	49,940	9,760	16.3%	COPR	HORWITH	NDYX316023
08/01/06	09/13/06	NJA5340119	14416	27,220	50,700	(23,480)	-86.3%	COPR	HORWITH	CHUX223
08/01/06	08/30/06	NJA5340120	14417	29,640	48,880	(19,240)	-64.9%	COPR	HORWITH	NDYX316023
08/02/06	09/13/06	NJA5340121	14418	54,720	48,260	6,460	11.8%	COPR	HORWITH	NDYX316223
08/02/06	08/30/06	NJA5340122	14419	68,000	51,720	16,280	23.9%	COPR	HORWITH	CHUX141
08/02/06	08/30/06	NJA5340123	14420	13,340	51,100	(37,760)	-283.1%	COPR	HORWITH	CHUX248
08/02/06	08/30/06	NJA5340124	14421	51,400	50,960	440	0.9%	COPR	HORWITH	CHUX248
08/02/06	08/30/06	NJA5340125	14422	76,320	51,920	24,400	32.0%	COPR	HORWITH	CHUX248
08/02/06	08/30/06	NJA5340126	14423	60,280	50,360	9,920	16.5%	COPR	HORWITH	CHUX248
08/02/06	09/13/06	NJA5340127	14424	68,660	49,540	19,120	27.8%	COPR	HORWITH	NDYX316223
08/02/06	08/30/06	NJA5340128	14425	53,340	50,460	2,880	5.4%	COPR	HORWITH	CHUX144
08/02/06	08/30/06	NJA5340129	14426	34,100	51,620	(17,520)	-51.4%	COPR	HORWITH	CHUX141
08/02/06	08/30/06	NJA5340130	14427	67,040	51,540	15,500	23.1%	COPR	HORWITH	CHUX144
08/02/06	08/30/06	NJA5340131	14428	66,840	51,080	15,760	23.6%	COPR	HORWITH	CHUX144
08/02/06	08/30/06	NJA5340132	14429	12,980	50,520	(37,540)	-289.2%	COPR	HORWITH	CHUX144
08/02/06	08/30/06	NJA5340133	14430	63,400	50,560	12,840	20.3%	COPR	HORWITH	CHUX141
08/02/06	09/13/06	NJA5340134	14431	34,020	49,400	(15,380)	-45.2%	COPR	HORWITH	NDYX316223
08/02/06	08/30/06	NJA5340135	14432	34,100	50,260	(16,160)	-47.4%	COPR	HORWITH	CHUX141
08/02/06	09/13/06	NJA5340136	14433	34,020	49,660	(15,640)	-46.0%	COPR	HORWITH	NDYX316223
08/02/06	09/13/06	NJA5340137	14434	68,500	50,980	17,520	25.6%	COPR	HORWITH	JTLX262
08/02/06	09/13/06	NJA5340138	14435	37,520	50,460	(12,940)	-34.5%	COPR	HORWITH	JTLX262
08/02/06	09/13/06	NJA5340139	14436	19,820	50,080	(30,260)	-152.7%	COPR	HORWITH	NDYX316055
08/02/06	09/13/06	NJA5340140	14437	76,540	49,760	26,780	35.0%	COPR	HORWITH	NDYX316055
08/02/06	09/13/06	NJA5340141	14438	76,520	48,060	28,460	37.2%	COPR	HORWITH	NDYX316055
08/02/06	09/13/06	NJA5340142	14439	66,320	50,800	15,520	23.4%	COPR	HORWITH	JTLX262
08/02/06	09/13/06	NJA5340143	14440	21,280	50,480	(29,200)	-137.2%	COPR	HORWITH	NDYX316055
08/02/06	09/13/06	NJA5340144	14441	76,140	47,680	28,460	37.4%	COPR	HORWITH	NDYX316248
08/02/06	09/13/06	NJA5340145	14442	76,220	52,420	23,800	31.2%	COPR	HORWITH	CEFX35248
08/02/06	09/13/06	NJA5340146	14443	66,760	53,100	13,660	20.5%	COPR	HORWITH	CEFX35248
08/02/06	09/13/06	NJA5340147	14444	66,840	48,200	18,640	27.9%	COPR	HORWITH	NDYX316248
08/02/06	09/13/06	NJA5340148	14445	33,540	52,120	(18,580)	-55.4%	COPR	HORWITH	CEFX35248
08/02/06	09/13/06	NJA5340149	14446	33,560	51,160	(17,600)	-52.4%	COPR	HORWITH	CEFX35248
08/02/06	09/13/06	NJA5340150	14447	39,140	51,840	(12,700)	-32.4%	COPR	HORWITH	JTLX262
08/02/06	09/13/06	NJA5340151	14448	37,600	51,560	(13,960)	-37.1%	COPR	HORWITH	CHUX204
08/02/06	09/13/06	NJA5340152	14449	76,240	50,900	25,340	33.2%	COPR	HORWITH	CHUX204
08/02/06	09/13/06	NJA5340153	14450	38,280	50,340	(12,060)	-31.5%	COPR	HORWITH	CHUX204
08/02/06	09/13/06	NJA5340154	14451	38,280	51,960	(13,680)	-35.7%	COPR	HORWITH	CHUX204
08/02/06	09/13/06	NJA5340155	14452	17,700	51,180	(33,480)	-189.2%	COPR	HORWITH	CHUX107
08/02/06	09/13/06	NJA5340156	14453	66,400	53,020	13,380	20.2%	COPR	HORWITH	CHUX107
08/02/06	09/13/06	NJA5340157	14454	67,960	51,140	16,820	24.7%	COPR	HORWITH	CHUX107
08/02/06	09/13/06	NJA5340158	14455	76,380	49,920	26,460	34.6%	COPR	HORWITH	NDYX316099
08/02/06	09/13/06	NJA5340159	14456	54,300	51,160	3,140	5.8%	COPR	HORWITH	CHUX107
08/02/06	09/13/06	NJA5340160	14457	76,100	48,140	27,960	36.7%	COPR	HORWITH	NDYX316099
08/02/06	09/13/06	NJA5340161	14458	13,080	49,140	(36,060)	-275.7%	COPR	HORWITH	NDYX316248
08/02/06	09/13/06	NJA5340162	14459	22,180	50,080	(27,900)	-125.8%	COPR	HORWITH	CHUX213
08/02/06	09/13/06	NJA5340163	14460	76,080	50,720	25,360	33.3%	COPR	HORWITH	CHUX213
08/02/06	09/13/06	NJA5340164	14461	76,080	50,680	25,400	33.4%	COPR	HORWITH	CHUX213
08/02/06	09/13/06	NJA5340165	14462	15,000	50,000	(35,000)	-233.3%	COPR	HORWITH	NDYX316099
08/02/06	09/13/06	NJA5340166	14463	15,700	49,620	(33,920)	-216.1%	COPR	HORWITH	NDYX316099
08/02/06	09/13/06	NJA5340167	14464	29,560	50,780	(21,220)	-71.8%	COPR	HORWITH	CHUX213
08/03/06	09/13/06	NJA5340168	14465	68,700	51,040	17,660	25.7%	COPR	HORWITH	JTLX50
08/03/06	09/13/06	NJA5340169	14466	69,400	51,440	17,960	25.9%	COPR	HORWITH	JTLX50
08/03/06	09/13/06	NJA5340170	14467	33,020	50,680	(17,660)	-53.5%	COPR	HORWITH	JTLX50
08/03/06	09/13/06	NJA5340171	14468	33,040	50,580	(17,540)	-53.1%	COPR	HORWITH	JTLX50
08/03/06	09/13/06	NJA5340172	14469	67,600	51,880	15,720	23.3%	COPR	HORWITH	JTLX260
08/03/06	09/13/06	NJA5340173	14470	77,040	52,060	24,980	32.4%	COPR	HORWITH	JTLX260
08/03/06	09/13/06	NJA5340174	14471	37,600	49,740	(12,140)	-32.3%	COPR	HORWITH	NDYX316168
08/03/06	09/13/06	NJA5340175	14472	28,220	51,120	(22,900)	-81.1%	COPR	HORWITH	JTLX260

Honeywell

HONEYWELL SA-7 USE HAZARDOUS WASTE TRACKING (2006)										
Date Shipped	Date of Return Manifest	State Manifest	Man. Doc #	Facilty Manifest Weight (lbs)	Estimated Weight (lbs)	Manifest - Estimate (lbs)	Man. - Estimate (%)	Material	Transporter	RAILCAR #
08/03/06	09/13/06	NJA5340176	14473	28,240	50,760	(22,520)	-79.7%	COPR	HORWITH	JTLX260
08/03/06	08/30/06	NJA5340177	14474	22,900	51,120	(28,220)	-123.2%	COPR	HORWITH	CHUX217
08/03/06	08/30/06	NJA5340178	14475	77,160	52,400	24,760	32.1%	COPR	HORWITH	CHUX217
08/03/06	08/30/06	NJA5340179	14476	67,520	51,260	16,260	24.1%	COPR	HORWITH	CHUX217
08/03/06	08/30/06	NJA5340180	14477	38,720	50,540	(11,820)	-30.5%	COPR	HORWITH	CHUX217
08/03/06	08/30/06	NJA5340181	14478	38,700	50,700	(12,000)	-31.0%	COPR	HORWITH	JTLX30168
08/03/06	08/30/06	NJA5340182	14479	68,380	49,980	18,400	26.9%	COPR	HORWITH	JTLX30168
08/03/06	08/30/06	NJA5340183	14480	68,400	51,460	16,940	24.8%	COPR	HORWITH	JTLX30168
08/03/06	08/30/06	NJA5340184	14481	20,160	50,480	(30,320)	-150.4%	COPR	HORWITH	JTLX30168
08/03/06	08/30/06	NJA5340185	14482	37,740	49,900	(12,160)	-32.2%	COPR	HORWITH	JTLX194
08/03/06	09/13/06	NJA5340186	14483	76,480	49,340	27,140	35.5%	COPR	HORWITH	NDYX316168
08/03/06	08/30/06	NJA5340187	14484	67,260	50,840	16,420	24.4%	COPR	HORWITH	JTLX194
08/03/06	08/30/06	NJA5340188	14485	77,000	49,980	27,020	35.1%	COPR	HORWITH	JTLX194
08/03/06	09/13/06	NJA5340189	14486	38,200	49,900	(11,700)	-30.6%	COPR	HORWITH	NDYX316168
08/03/06	08/30/06	NJA5340190	14487	19,160	52,120	(32,960)	-172.0%	COPR	HORWITH	JTLX194
08/03/06	09/13/06	NJA5340191	14488	38,220	48,820	(10,600)	-27.7%	COPR	HORWITH	NDYX316168
08/03/06	08/30/06	NJA5340192	14489	13,400	50,980	(37,580)	-280.4%	COPR	HORWITH	CHUX109
08/03/06	08/30/06	NJA5340194	14490	67,380	51,080	16,300	24.2%	COPR	HORWITH	CHUX109
08/03/06	08/30/06	NJA5340195	14491	67,260	49,860	17,400	25.9%	COPR	HORWITH	NDYX316007
08/03/06	08/30/06	NJA5340196	14492	76,340	50,200	26,140	34.2%	COPR	HORWITH	CHUX109
08/03/06	08/30/06	NJA5340197	14493	45,800	51,860	(6,060)	-13.2%	COPR	HORWITH	CHUX109
08/03/06	08/30/06	NJA5340198	14494	19,200	52,000	(32,800)	-170.8%	COPR	HORWITH	NDYX320344
08/03/06	08/30/06	NJA5340199	14495	77,020	49,240	27,780	36.1%	COPR	HORWITH	NDYX316007
08/03/06	08/30/06	NJA5340200	14496	64,260	50,360	13,900	21.6%	COPR	HORWITH	NDYX320344
08/03/06	08/30/06	NJA5340201	14497	66,960	51,120	15,840	23.7%	COPR	HORWITH	NDYX320344
08/03/06	08/30/06	NJA5340202	14498	53,580	51,420	2,160	4.0%	COPR	HORWITH	NDYX320344
08/03/06	08/30/06	NJA5340203	14499	61,940	50,700	11,240	18.1%	COPR	HORWITH	JTLX130
08/03/06	08/30/06	NJA5340204	14500	30,420	51,540	(21,120)	-69.4%	COPR	HORWITH	JTLX130
08/03/06	08/30/06	NJA5340205	14501	80,340	50,640	29,700	37.0%	COPR	HORWITH	JTLX130
08/03/06	08/30/06	NJA5340206	14502	30,420	51,000	(20,580)	-67.7%	COPR	HORWITH	JTLX130
08/03/06	08/30/06	NJA5340207	14503	63,740	51,420	12,320	19.3%	COPR	HORWITH	CHUX219
08/03/06	08/30/06	NJA5340208	14504	76,240	50,780	25,460	33.4%	COPR	HORWITH	CHUX219
08/03/06	08/30/06	NJA5340209	14505	33,420	51,880	(18,460)	-55.2%	COPR	HORWITH	CHUX219
08/03/06	08/30/06	NJA5340210	14506	33,440	50,660	(17,220)	-51.5%	COPR	HORWITH	CHUX219
08/03/06	08/30/06	NJA5340211	14507	47,020	51,280	(4,260)	-9.1%	COPR	HORWITH	JTLX30145
08/03/06	08/30/06	NJA5340212	14508	22,380	49,920	(27,540)	-123.1%	COPR	HORWITH	NDYX316007
08/03/06	08/30/06	NJA5340213	14509	67,380	51,140	16,240	24.1%	COPR	HORWITH	JTLX30145
08/03/06	08/30/06	NJA5340214	14510	76,640	50,180	26,460	34.5%	COPR	HORWITH	JTLX30145
08/03/06	08/30/06	NJA5340215	14511	12,140	50,340	(38,200)	-314.7%	COPR	HORWITH	JTLX30145
08/03/06	08/30/06	NJA5340216	14512	23,040	49,940	(26,900)	-116.8%	COPR	HORWITH	NDYX316007
08/04/06	08/30/06	NJA5340217	14513	37,480	51,640	(14,160)	-37.8%	COPR	HORWITH	CHUX113
08/04/06	08/30/06	NJA5340218	14514	62,100	51,120	10,980	17.7%	COPR	HORWITH	JTLX152
08/04/06	08/30/06	NJA5340219	14515	68,120	51,940	16,180	23.8%	COPR	HORWITH	CHUX113
08/04/06	08/30/06	NJA5340220	14516	68,060	52,200	15,860	23.3%	COPR	HORWITH	CHUX113
08/04/06	08/30/06	NJA5340221	14517	29,600	51,180	(21,580)	-72.9%	COPR	HORWITH	CHUX113
08/04/06	08/30/06	NJA5340222	14518	76,300	50,360	25,940	34.0%	COPR	HORWITH	JTLX152
08/04/06	08/30/06	NJA5340223	14519	67,180	52,000	15,180	22.6%	COPR	HORWITH	JTLX152
08/04/06	09/13/06	NJA5340224	14520	55,760	50,780	4,980	8.9%	COPR	HORWITH	JTLX30151
08/04/06	08/30/06	NJA5340225	14521	6,160	52,160	(46,000)	-746.8%	COPR	HORWITH	JTLX152
08/04/06	09/13/06	NJA5340226	14522	68,320	51,700	16,620	24.3%	COPR	HORWITH	JTLX30151
08/04/06	08/30/06	NJA5340227	14523	37,700	49,480	(11,780)	-31.2%	COPR	HORWITH	NDYY316114
08/04/06	09/13/06	NJA5340228	14524	66,100	50,760	15,340	23.2%	COPR	HORWITH	JTLX30151
08/04/06	09/13/06	NJA5340229	14525	14,100	52,160	(38,060)	-269.9%	COPR	HORWITH	JTLX30151
08/04/06	09/13/06	NJA5340230	14526	53,020	50,520	2,500	4.7%	COPR	HORWITH	DJLX98508
08/04/06	09/13/06	NJA5340231	14527	76,480	51,180	25,300	33.1%	COPR	HORWITH	DJLX98508
08/04/06	08/30/06	NJA5340232	14528	67,260	50,320	16,940	25.2%	COPR	HORWITH	NDYY316114
08/04/06	08/30/06	NJA5340233	14529	76,160	50,160	26,000	34.1%	COPR	HORWITH	NDYY316114
08/04/06	09/13/06	NJA5340234	14530	38,460	50,800	(12,340)	-32.1%	COPR	HORWITH	DJLX98508
08/04/06	08/30/06	NJA5340235	14531	14,560	49,900	(35,340)	-242.7%	COPR	HORWITH	NDYY316114
08/04/06	09/13/06	NJA5340236	14532	37,720	50,540	(12,820)	-34.0%	COPR	HORWITH	DJLX98508
08/04/06	09/26/06	NJA5340237	14533	14,140	51,140	(37,000)	-261.7%	COPR	HORWITH	JTLX118
08/04/06	09/26/06	NJA5340238	14534	77,380	52,360	25,020	32.3%	COPR	HORWITH	JTLX118
08/04/06	09/26/06	NJA5340239	14535	76,200	50,640	25,560	33.5%	COPR	HORWITH	JTLX118
08/04/06	09/26/06	NJA5340240	14536	38,800	51,100	(12,300)	-31.7%	COPR	HORWITH	JTLX118
08/04/06	09/13/06	NJA5340241	14537	13,620	51,280	(37,660)	-276.5%	COPR	HORWITH	JTLX30162
08/04/06	09/13/06	NJA5340242	14538	66,320	50,380	15,940	24.0%	COPR	HORWITH	JTLX30162
08/04/06	08/30/06	NJA5340243	14539	70,840	49,840	21,000	29.6%	COPR	HORWITH	NDYX316133
08/04/06	09/13/06	NJA5340244	14540	77,100	52,440	24,660	32.0%	COPR	HORWITH	JTLX30162
08/04/06	09/13/06	NJA5340245	14541	47,400	50,760	(3,360)	-7.1%	COPR	HORWITH	JTLX30162
08/04/06	08/30/06	NJA5340246	14542	68,620	48,840	19,780	28.8%	COPR	HORWITH	NDYX316133
08/04/06	08/30/06	NJA5340247	14543	22,560	51,220	(28,660)	-127.0%	COPR	HORWITH	JTLX30167
08/04/06	08/30/06	NJA5340248	14544	25,200	49,060	(23,860)	-94.7%	COPR	HORWITH	NDYX316133
08/04/06	08/30/06	NJA5340249	14545	25,180	49,400	(24,220)	-96.2%	COPR	HORWITH	NDYX316133
08/04/06	08/30/06	NJA5340250	14546	38,200	49,380	(11,180)	-29.3%	COPR	HORWITH	NDYX316075

Honeywell

HONEYWELL SA-7 USE HAZARDOUS WASTE TRACKING (2006)										
Date Shipped	Date of Return Manifest	State Manifest	Man. Doc #	Facilty Manifest Weight (lbs)	Estimated Weight (lbs)	Manifest - Estimate (lbs)	Man. - Estimate (%)	Material	Transporter	RAILCAR #
08/04/06	08/30/06	NJA5340251	14547	62,560	51,680	10,880	17.4%	COPR	HORWITH	JTLX30167
08/04/06	08/30/06	NJA5340252	14548	68,260	51,660	16,600	24.3%	COPR	HORWITH	JTLX30167
08/04/06	08/30/06	NJA5340253	14549	52,440	51,780	660	1.3%	COPR	HORWITH	JTLX30167
08/04/06	08/30/06	NJA5340254	14550	17,720	50,640	(32,920)	-185.8%	COPR	HORWITH	CHUX200
08/04/06	08/30/06	NJA5340255	14551	68,220	49,620	18,600	27.3%	COPR	HORWITH	NDYX316075
08/04/06	08/30/06	NJA5340256	14552	68,120	50,440	17,680	26.0%	COPR	HORWITH	NDYX316075
08/04/06	08/30/06	NJA5340257	14553	66,980	51,220	15,760	23.5%	COPR	HORWITH	CHUX200
08/04/06	08/30/06	NJA5340258	14554	67,360	50,580	16,780	24.9%	COPR	HORWITH	CHUX200
08/04/06	08/30/06	NJA5340259	14555	53,420	51,240	2,180	4.1%	COPR	HORWITH	CHUX200
08/04/06	08/30/06	NJA5340260	14556	25,320	50,080	(24,760)	-97.8%	COPR	HORWITH	NDYX316075
08/04/06	08/30/06	NJA5340261	14557	16,000	48,980	(32,980)	-206.1%	COPR	HORWITH	NDYX316246
08/04/06	08/30/06	NJA5340262	14558	66,760	49,800	16,960	25.4%	COPR	HORWITH	NDYX316246
08/04/06	08/30/06	NJA5340263	14559	67,060	49,120	17,940	26.8%	COPR	HORWITH	NDYX316246
08/04/06	08/30/06	NJA5340264	14560	38,200	49,060	(10,860)	-28.4%	COPR	HORWITH	NDYX316246
08/07/06	09/13/06	NJA5340265	14561	29,100	50,600	(21,500)	-73.9%	COPR	HORWITH	CHUX116
08/07/06	09/13/06	NJA5340266	14562	66,800	49,640	17,160	25.7%	COPR	HORWITH	NDYX316085
08/07/06	09/13/06	NJA5340267	14563	77,320	50,520	26,800	34.7%	COPR	HORWITH	CHUX116
08/07/06	09/13/06	NJA5340268	14564	68,080	50,160	17,920	26.3%	COPR	HORWITH	CHUX116
08/07/06	09/13/06	NJA5340269	14565	67,180	49,500	17,680	26.3%	COPR	HORWITH	NDYX316085
08/07/06	09/13/06	NJA5340270	14566	38,440	48,980	(10,540)	-27.4%	COPR	HORWITH	NDYX316085
08/07/06	09/13/06	NJA5340273	14567	27,620	51,660	(24,040)	-87.0%	COPR	HORWITH	CHUX116
08/07/06	09/13/06	NJA5340274	14568	38,460	49,600	(11,140)	-29.0%	COPR	HORWITH	NDYX316085
08/07/06	09/13/06	NJA5340275	14569	32,440	51,340	(18,900)	-58.3%	COPR	HORWITH	CHUX100
08/07/06	09/13/06	NJA5340276	14570	76,660	50,660	26,000	33.9%	COPR	HORWITH	CHUX100
08/07/06	09/13/06	NJA5340277	14571	76,600	51,360	25,240	33.0%	COPR	HORWITH	CHUX100
08/07/06	09/13/06	NJA5340278	14572	16,040	51,060	(35,020)	-218.3%	COPR	HORWITH	CHUX100
08/07/06	09/13/06	NJA5340279	14573	50,820	51,360	(540)	-1.1%	COPR	HORWITH	CHUX124
08/07/06	09/13/06	NJA5340280	14574	67,420	49,960	17,460	25.9%	COPR	HORWITH	CHUX124
08/07/06	09/13/06	NJA5340281	14575	38,200	50,080	(11,880)	-31.1%	COPR	HORWITH	CHUX124
08/07/06	09/13/06	NJA5340282	14576	69,260	48,860	20,400	29.5%	COPR	HORWITH	NDYX316179
08/07/06	09/13/06	NJA5340283	14577	66,800	49,200	17,600	26.3%	COPR	HORWITH	NDYX316179
08/07/06	09/13/06	NJA5340284	14578	32,260	49,420	(17,160)	-53.2%	COPR	HORWITH	NDYX316179
08/07/06	09/13/06	NJA5340285	14579	38,220	51,020	(12,800)	-33.5%	COPR	HORWITH	CHUX124
08/07/06	09/13/06	NJA5340286	14580	67,980	50,260	17,720	26.1%	COPR	HORWITH	CHUX230
08/07/06	09/13/06	NJA5340287	14581	65,960	52,280	13,680	20.7%	COPR	HORWITH	CHUX230
08/07/06	09/13/06	NJA5340288	14582	33,500	49,340	(15,840)	-47.3%	COPR	HORWITH	CHUX230
08/07/06	09/13/06	NJA5340289	14583	32,280	48,420	(16,140)	-50.0%	COPR	HORWITH	NDYX316179
08/07/06	09/13/06	NJA5340290	14584	76,500	49,520	26,980	35.3%	COPR	HORWITH	NDYX316177
08/07/06	09/13/06	NJA5340291	14585	33,500	51,220	(17,720)	-52.9%	COPR	HORWITH	CHUX230
08/07/06	09/13/06	NJA5340292	14586	9,120	50,700	(41,580)	-455.9%	COPR	HORWITH	NDYX320426
08/07/06	09/13/06	NJA5340293	14587	76,100	50,760	25,340	33.3%	COPR	HORWITH	NDYX320426
08/07/06	09/13/06	NJA5340294	14588	66,920	50,440	16,480	24.6%	COPR	HORWITH	NDYX320426
08/07/06	09/13/06	NJA5340295	14589	68,100	49,340	18,760	27.5%	COPR	HORWITH	NDYX316177
08/07/06	09/13/06	NJA5340296	14590	46,980	50,720	(3,740)	-8.0%	COPR	HORWITH	NDYX320426
08/07/06	09/13/06	NJA5340297	14591	21,920	49,380	(27,460)	-125.3%	COPR	HORWITH	NDYX316177
08/07/06	09/13/06	NJA5340298	14592	20,140	50,760	(30,620)	-152.0%	COPR	HORWITH	NDYX320342
08/07/06	09/13/06	NJA5340299	14593	12,280	47,140	(34,860)	-283.9%	COPR	HORWITH	NDYX316143
08/07/06	09/13/06	NJA5340300	14594	76,500	49,980	26,520	34.7%	COPR	HORWITH	NDYX320342
08/07/06	09/13/06	NJA5340301	14595	68,100	49,840	18,260	26.8%	COPR	HORWITH	NDYX316143
08/07/06	09/13/06	NJA5340302	14596	67,980	50,800	17,180	25.3%	COPR	HORWITH	NDYX320342
08/07/06	09/13/06	NJA5340303	14597	21,240	48,340	(27,100)	-127.6%	COPR	HORWITH	NDYX316177
08/07/06	09/13/06	NJA5340304	14598	37,020	51,180	(14,160)	-38.2%	COPR	HORWITH	NDYX320342
08/07/06	09/13/06	NJA5340305	14599	60,240	48,780	11,460	19.0%	COPR	HORWITH	NDYX316143
08/07/06	09/13/06	NJA5340306	14600	52,780	48,840	3,940	7.5%	COPR	HORWITH	NDYX316143
08/07/06	09/13/06	NJA5340307	14601	68,980	51,680	17,300	25.1%	COPR	HORWITH	JTLX86
08/07/06	09/13/06	NJA5340308	14602	68,360	50,020	18,340	26.8%	COPR	HORWITH	JTLX86
08/07/06	09/13/06	NJA5330309	14603	34,240	52,960	(18,720)	-54.7%	COPR	HORWITH	JTLX86
08/07/06	09/13/06	NJA5330310	14604	34,240	50,440	(16,200)	-47.3%	COPR	HORWITH	JTLX86
08/07/06	09/26/06	NJA5340311	14605	67,320	50,940	16,380	24.3%	COPR	HORWITH	JTLX30173
08/07/06	09/26/06	NJA5340312	14606	67,140	50,540	16,600	24.7%	COPR	HORWITH	JTLX30173
08/07/06	09/26/06	NJA5340313	14607	31,500	50,540	(19,040)	-60.4%	COPR	HORWITH	JTLX30173
08/07/06	09/26/06	NJA5340314	14608	30,740	46,720	(15,980)	-52.0%	COPR	HORWITH	JTLX30173
08/08/06	09/13/06	NJA5340315	14609	23,700	50,500	(26,800)	-113.1%	COPR	HORWITH	JTLX30106
08/08/06	09/13/06	NJA5340317	14610	45,820	48,600	(2,780)	-6.1%	COPR	HORWITH	NDYX316036
08/08/06	09/13/06	NJA5340318	14611	67,980	51,880	16,100	23.7%	COPR	HORWITH	JTLX30106
08/08/06	09/13/06	NJA5340319	14612	67,420	50,880	16,540	24.5%	COPR	HORWITH	JTLX30106
08/08/06	09/13/06	NJA5340320	14613	37,880	51,140	(13,260)	-35.0%	COPR	HORWITH	JTLX30106
08/08/06	09/13/06	NJA5340321	14614	39,420	51,280	(11,860)	-30.1%	COPR	HORWITH	CEFX35241
08/08/06	09/13/06	NJA5340322	14615	69,020	51,040	17,980	26.1%	COPR	HORWITH	CEFX35241
08/08/06	09/13/06	NJA5340323	14616	66,280	50,300	15,980	24.1%	COPR	HORWITH	CEFX35241
08/08/06	09/13/06	NJA5340324	14617	76,680	49,920	26,760	34.9%	COPR	HORWITH	NDYX316036
08/08/06	09/13/06	NJA5340325	14618	38,040	49,900	(11,860)	-31.2%	COPR	HORWITH	NDYX316036
08/08/06	09/13/06	NJA5340326	14619	30,560	50,320	(19,760)	-64.7%	COPR	HORWITH	CEFX35241

HONEYWELL SA-7 USE HAZARDOUS WASTE TRACKING (2006)										
Date Shipped	Date of Return Manifest	State Manifest	Man. Doc #	Facilty Manifest Weight (lbs)	Estimated Weight (lbs)	Manifest - Estimate (lbs)	Man. - Estimate (%)	Material	Transporter	RAILCAR #
08/08/06	09/13/06	NJA5340327	14620	66,700	48,900	17,800	26.7%	COPR	HORWITH	NDYX316109
08/08/06	09/13/06	NJA5340328	14621	67,860	51,380	16,480	24.3%	COPR	HORWITH	JTLX271
08/08/06	09/13/06	NJA5340330	14622	43,800	50,440	(6,640)	-15.2%	COPR	HORWITH	JTLX271
08/08/06	09/13/06	NJA5340331	14623	66,880	48,680	18,200	27.2%	COPR	HORWITH	NDYX316109
08/08/06	09/13/06	NJA5340332	14624	76,520	49,820	26,700	34.9%	COPR	HORWITH	JTLX271
08/08/06	09/13/06	NJA5340333	14625	38,040	49,460	(11,420)	-30.0%	COPR	HORWITH	NDYX316036
08/08/06	09/13/06	NJA5340334	14626	13,540	49,520	(35,980)	-265.7%	COPR	HORWITH	JTLX271
08/08/06	09/13/06	NJA5340335	14627	23,780	49,840	(26,060)	-109.6%	COPR	HORWITH	JTLX30144
08/08/06	09/13/06	NJA5340336	14628	67,880	50,260	17,620	26.0%	COPR	HORWITH	JTLX30144
08/08/06	09/13/06	NJA5340337	14629	26,100	49,360	(23,260)	-89.1%	COPR	HORWITH	NDYX316109
08/08/06	09/13/06	NJA5340338	14630	26,860	50,140	(23,280)	-86.7%	COPR	HORWITH	NDYX316109
08/08/06	09/13/06	NJA5340339	14631	43,680	51,160	(7,480)	-17.1%	COPR	HORWITH	JTLX30144
08/08/06	09/13/06	NJA5340340	14632	65,960	51,180	14,780	22.4%	COPR	HORWITH	JTLX30144
08/08/06	09/13/06	NJA5340341	14633	48,280	51,020	(2,740)	-5.7%	COPR	HORWITH	CHUX193
08/08/06	09/13/06	NJA5340342	14634	32,960	47,300	(14,340)	-43.5%	COPR	HORWITH	NDYX316020
08/08/06	09/13/06	NJA5340343	14635	76,100	50,920	25,180	33.1%	COPR	HORWITH	CHUX193
08/08/06	09/13/06	NJA5340344	14636	33,840	50,180	(16,340)	-48.3%	COPR	HORWITH	CHUX193
08/08/06	09/13/06	NJA5340345	14637	33,840	49,680	(15,840)	-46.8%	COPR	HORWITH	CHUX193
08/08/06	09/13/06	NJA5340346	14638	76,980	51,460	25,520	33.2%	COPR	HORWITH	JTLX30166
08/08/06	09/13/06	NJA5340347	14639	68,040	51,480	16,560	24.3%	COPR	HORWITH	JTLX30166
08/08/06	09/13/06	NJA5340348	14640	33,080	49,740	(16,660)	-50.4%	COPR	HORWITH	JTLX30166
08/08/06	09/13/06	NJA5340349	14641	76,240	48,300	27,940	36.6%	COPR	HORWITH	NDYX316020
08/08/06	09/13/06	NJA5340350	14642	62,920	48,740	14,180	22.5%	COPR	HORWITH	NDYX316020
08/08/06	09/13/06	NJA5340351	14643	33,080	50,180	(17,100)	-51.7%	COPR	HORWITH	JTLX30166
08/08/06	09/13/06	NJA5340352	14644	76,180	50,540	25,640	33.7%	COPR	HORWITH	JTLX30123
08/08/06	09/13/06	NJA5340353	14645	77,040	49,280	27,760	36.0%	COPR	HORWITH	JTLX30123
08/08/06	09/13/06	NJA5340354	14646	22,780	49,580	(26,800)	-117.6%	COPR	HORWITH	JTLX30123
08/08/06	09/13/06	NJA5340355	14647	22,800	51,940	(29,140)	-127.8%	COPR	HORWITH	JTLX30123
08/08/06	09/13/06	NJA5340356	14648	17,720	50,500	(32,780)	-185.0%	COPR	HORWITH	CHUX245
08/08/06	09/13/06	NJA5340357	14649	18,760	47,900	(29,140)	-155.3%	COPR	HORWITH	NDYX316020
08/08/06	09/13/06	NJA5340358	14650	67,360	49,540	17,820	26.5%	COPR	HORWITH	CHUX245
08/08/06	09/13/06	NJA5340359	14651	76,340	51,140	25,200	33.0%	COPR	HORWITH	CHUX245
08/08/06	09/13/06	NJA5340360	14652	37,620	48,480	(10,860)	-28.9%	COPR	HORWITH	CHUX245
08/08/06	09/13/06	NJA5340361	14653	39,160	49,460	(10,300)	-26.3%	COPR	HORWITH	NDYX320343
08/08/06	09/13/06	NJA5340362	14654	66,620	50,380	16,240	24.4%	COPR	HORWITH	NDYX320343
08/08/06	09/13/06	NJA5340363	14655	76,880	51,540	25,340	33.0%	COPR	HORWITH	NDYX320343
08/08/06	09/13/06	NJA5340364	14656	23,580	50,080	(26,500)	-112.4%	COPR	HORWITH	NDYX320343
08/09/06	09/13/06	NJA5340365	14657	38,240	49,100	(10,860)	-28.4%	COPR	HORWITH	NDYX316238
08/09/06	09/13/06	NJA5340366	14658	68,700	49,400	19,300	28.1%	COPR	HORWITH	NDYX316238
08/09/06	09/13/06	NJA5340367	14659	50,680	51,960	(1,280)	-2.5%	COPR	HORWITH	CHUX171
08/09/06	09/13/06	NJA5340368	14660	68,420	48,800	19,620	28.7%	COPR	HORWITH	NDYX316238
08/09/06	09/13/06	NJA5340369	14661	18,760	49,140	(30,380)	-161.9%	COPR	HORWITH	NDYX316238
08/09/06	09/13/06	NJA5340370	14662	19,440	48,320	(28,880)	-148.6%	COPR	HORWITH	NDYX316098
08/09/06	09/13/06	NJA5340371	14663	66,880	49,140	17,740	26.5%	COPR	HORWITH	NDYX316098
08/09/06	09/13/06	NJA5340372	14664	76,640	48,480	28,160	36.7%	COPR	HORWITH	NDYX316098
08/09/06	09/13/06	NJA5340373	14665	29,540	49,180	(19,640)	-66.5%	COPR	HORWITH	NDYX316098
08/09/06	09/13/06	NJA5340374	14666	65,760	48,900	16,860	25.6%	COPR	HORWITH	CHUX171
08/09/06	09/13/06	NJA5340375	14667	38,420	49,980	(11,560)	-30.1%	COPR	HORWITH	CHUX171
08/09/06	09/13/06	NJA5340376	14668	38,420	48,880	(10,460)	-27.2%	COPR	HORWITH	CHUX171
08/09/06	09/13/06	NJA5340377	14669	76,680	48,320	28,360	37.0%	COPR	HORWITH	CHUX174
08/09/06	09/13/06	NJA5340378	14670	37,580	47,260	(9,680)	-25.8%	COPR	HORWITH	CHUX174
08/09/06	09/13/06	NJA5340379	14671	38,120	49,720	(11,600)	-30.4%	COPR	HORWITH	CHUX174
08/09/06	09/13/06	NJA5340380	14672	38,120	49,900	(11,780)	-30.9%	COPR	HORWITH	CHUX174
08/09/06	09/13/06	NJA5340381	14673	11,600	49,960	(38,360)	-330.7%	COPR	HORWITH	CHUX246
08/09/06	09/13/06	NJA5340382	14674	68,220	49,380	18,840	27.6%	COPR	HORWITH	CHUX246
08/09/06	09/13/06	NJA5340383	14675	70,300	49,180	21,120	30.0%	COPR	HORWITH	CHUX246
08/09/06	09/13/06	NJA5340384	14676	47,580	51,320	(3,740)	-7.9%	COPR	HORWITH	CHUX246
08/09/06	09/13/06	NJA5340385	14677	14,600	50,840	(36,240)	-248.2%	COPR	HORWITH	JTLX250
08/09/06	09/13/06	NJA5340386	14678	67,280	50,440	16,840	25.0%	COPR	HORWITH	JTLX250
08/09/06	09/13/06	NJA5340387	14679	76,800	49,020	27,780	36.2%	COPR	HORWITH	JTLX250
08/09/06	09/13/06	NJA5340388	14680	38,240	48,560	(10,320)	-27.0%	COPR	HORWITH	JTLX250
08/09/06	09/13/06	NJA5340389	14681	41,740	42,140	(400)	-1.0%	COPR	HORWITH	CHUX181
08/09/06	09/13/06	NJA5340390	14682	69,360	46,120	23,240	33.5%	COPR	HORWITH	CHUX181
08/09/06	09/13/06	NJA5340391	14683	31,500	44,060	(12,560)	-39.9%	COPR	HORWITH	CHUX181
08/09/06	09/13/06	NJA5340392	14684	31,480	45,180	(13,700)	-43.5%	COPR	HORWITH	CHUX181
08/09/06	09/13/06	NJA5340393	14685	32,780	49,500	(16,720)	-51.0%	COPR	HORWITH	CHUX188
08/09/06	09/13/06	NJA5340394	14686	67,140	45,000	22,140	33.0%	COPR	HORWITH	CHUX188
08/09/06	09/13/06	NJA5340395	14687	66,640	47,840	18,800	28.2%	COPR	HORWITH	CHUX188
08/09/06	09/13/06	NJA5340396	14688	18,760	45,260	(26,500)	-141.3%	COPR	HORWITH	CHUX188
08/09/06	09/13/06	NJA5340397	14689	6,720	48,620	(41,900)	-623.5%	COPR	HORWITH	CHUX170

HONEYWELL SA-7 USE HAZARDOUS WASTE TRACKING (2006)										
Date Shipped	Date of Return Manifest	State Manifest	Man. Doc #	Facilty Manifest Weight (lbs)	Estimated Weight (lbs)	Manifest - Estimate (lbs)	Man. - Estimate (%)	Material	Transporter	RAILCAR #
08/09/06	09/13/06	NJA5340398	14690	76,840	49,860	26,980	35.1%	COPR	HORWITH	CHUX170
08/09/06	09/13/06	NJA5340399	14691	68,220	49,160	19,060	27.9%	COPR	HORWITH	CHUX170
08/09/06	09/13/06	NJA5340400	14692	77,000	52,640	24,360	31.6%	COPR	HORWITH	CHUX194
08/09/06	09/13/06	NJA5340401	14693	43,460	50,620	(7,160)	-16.5%	COPR	HORWITH	CHUX170
08/09/06	09/13/06	NJA5340402	14694	70,160	49,820	20,340	29.0%	COPR	HORWITH	CHUX194
08/09/06	09/13/06	NJA5340403	14695	30,240	50,860	(20,620)	-68.2%	COPR	HORWITH	CHUX194
08/09/06	09/13/06	NJA5340404	14696	30,240	49,380	(19,140)	-63.3%	COPR	HORWITH	CHUX194
08/09/06	09/13/06	NJA5340405	14697	53,860	50,760	3,100	5.8%	COPR	HORWITH	CHUX232
08/09/06	09/13/06	NJA5340406	14698	67,940	48,020	19,920	29.3%	COPR	HORWITH	CHUX232
08/09/06	09/13/06	NJA5340407	14699	33,380	50,040	(16,660)	-49.9%	COPR	HORWITH	CHUX232
08/09/06	09/13/06	NJA5340408	14700	33,400	47,500	(14,100)	-42.2%	COPR	HORWITH	CHUX232
08/09/06	09/13/06	NJA5340409	14701	66,940	50,300	16,640	24.9%	COPR	HORWITH	CHUX157
08/09/06	09/13/06	NJA5340410	14702	67,180	51,120	16,060	23.9%	COPR	HORWITH	CHUX157
08/09/06	09/13/06	NJA5340411	14703	38,240	50,280	(12,040)	-31.5%	COPR	HORWITH	CHUX157
08/09/06	09/13/06	NJA5340412	14704	38,220	50,840	(12,620)	-33.0%	COPR	HORWITH	CHUX157
08/10/06	09/13/06	NJA5340413	14705	76,140	50,400	25,740	33.8%	COPR	HORWITH	JTLX175
08/10/06	09/13/06	NJA5340414	14706	51,860	48,840	3,020	5.8%	COPR	HORWITH	NDYX316079
08/10/06	09/13/06	NJA5340415	14707	68,440	51,580	16,860	24.6%	COPR	HORWITH	JTLX175
08/10/06	09/13/06	NJA5340416	14708	68,740	49,060	19,680	28.6%	COPR	HORWITH	NDYX316079
08/10/06	09/13/06	NJA5340417	14709	27,340	51,040	(23,700)	-86.7%	COPR	HORWITH	JTLX175
08/10/06	09/13/06	NJA5340418	14710	27,360	51,140	(23,780)	-86.9%	COPR	HORWITH	JTLX175
08/10/06	09/13/06	NJA5340419	14711	13,680	51,780	(38,100)	-278.5%	COPR	HORWITH	CHUX191
08/10/06	09/13/06	NJA5340420	14712	69,160	50,420	18,740	27.1%	COPR	HORWITH	CHUX191
08/10/06	09/13/06	NJA5340421	14713	66,280	51,460	14,820	22.4%	COPR	HORWITH	CHUX191
08/10/06	09/13/06	NJA5340422	14714	52,980	49,280	3,700	7.0%	COPR	HORWITH	CHUX191
08/10/06	09/13/06	NJA5340423	14715	54,140	50,340	3,800	7.0%	COPR	HORWITH	CHUX224
08/10/06	09/13/06	NJA5340424	14716	68,160	51,420	16,740	24.6%	COPR	HORWITH	CHUX224
08/10/06	09/13/06	NJA5340425	14717	65,940	51,340	14,600	22.1%	COPR	HORWITH	CHUX224
08/10/06	09/13/06	NJA5340426	14718	12,160	50,400	(38,240)	-314.5%	COPR	HORWITH	CHUX224
08/10/06	09/13/06	NJA5340427	14719	63,620	49,080	14,540	22.9%	COPR	HORWITH	JTLX30133
08/10/06	09/13/06	NJA5340428	14720	76,340	50,700	25,640	33.6%	COPR	HORWITH	JTLX30133
08/10/06	09/13/06	NJA5340429	14721	28,680	50,260	(21,580)	-75.2%	COPR	HORWITH	JTLX30133
08/10/06	09/13/06	NJA5340430	14722	38,360	44,520	(6,160)	-16.1%	COPR	HORWITH	NDYX316079
08/10/06	09/13/06	NJA5340431	14723	38,340	45,980	(7,640)	-19.9%	COPR	HORWITH	NDYX316079
08/10/06	09/13/06	NJA5340432	14724	35,780	48,860	(13,080)	-36.6%	COPR	HORWITH	NDYX316105
08/10/06	09/13/06	NJA5340433	14725	76,560	48,800	27,760	36.3%	COPR	HORWITH	NDYX316105
08/10/06	09/13/06	NJA5340434	14726	67,060	48,720	18,340	27.3%	COPR	HORWITH	NDYX316105
08/10/06	09/13/06	NJA5340435	14727	28,000	50,380	(22,380)	-79.9%	COPR	HORWITH	JTLX30133
08/10/06	09/13/06	NJA5340436	14728	67,040	51,300	15,740	23.5%	COPR	HORWITH	DJLX98524
08/10/06	09/13/06	NJA5340437	14729	76,660	49,380	27,280	35.6%	COPR	HORWITH	DJLX98524
08/10/06	09/13/06	NJA5340439	14730	13,040	48,680	(35,640)	-273.3%	COPR	HORWITH	NDYX316105
08/10/06	09/13/06	NJA5340438	14731	29,420	49,460	(20,040)	-68.1%	COPR	HORWITH	DJLX98524
08/10/06	09/13/06	NJA5340440	14732	29,440	49,900	(20,460)	-69.5%	COPR	HORWITH	DJLX98524
08/10/06	09/13/06	NJA5340441	14733	64,140	50,260	13,880	21.6%	COPR	HORWITH	JTLX268
08/10/06	09/13/06	NJA5340442	14734	38,520	50,500	(11,980)	-31.1%	COPR	HORWITH	JTLX268
08/10/06	09/13/06	NJA5340443	14735	76,920	49,900	27,020	35.1%	COPR	HORWITH	JTLX268
08/10/06	09/13/06	NJA5340444	14736	77,160	49,480	27,680	35.9%	COPR	HORWITH	JTLX30169
08/10/06	09/13/06	NJA5340445	14737	22,140	49,960	(27,820)	-125.7%	COPR	HORWITH	JTLX268
08/10/06	09/13/06	NJA5340446	14738	68,500	50,860	17,640	25.8%	COPR	HORWITH	JTLX30169
08/10/06	09/13/06	NJA5340447	14739	26,660	51,740	(25,080)	-94.1%	COPR	HORWITH	JTLX30169
08/10/06	09/13/06	NJA5340448	14740	26,660	50,480	(23,820)	-89.3%	COPR	HORWITH	JTLX30169
08/10/06	09/13/06	NJA5340449	14741	68,600	50,040	18,560	27.1%	COPR	HORWITH	JTLX236
08/10/06	09/13/06	NJA5340450	14742	38,920	49,980	(11,060)	-28.4%	COPR	HORWITH	JTLX236
08/10/06	09/13/06	NJA5340451	14743	65,960	50,140	15,820	24.0%	COPR	HORWITH	JTLX236
08/10/06	09/13/06	NJA5340452	14744	28,120	50,440	(22,320)	-79.4%	COPR	HORWITH	JTLX236
08/10/06	09/13/06	NJA5340453	14745	76,260	51,760	24,500	32.1%	COPR	HORWITH	CHUX228
08/10/06	09/13/06	NJA5340454	14746	22,080	51,260	(29,180)	-132.2%	COPR	HORWITH	CHUX228
08/10/06	09/13/06	NJA5340455	14747	68,140	51,240	16,900	24.8%	COPR	HORWITH	CHUX228
08/10/06	09/13/06	NJA5340456	14748	29,360	51,900	(22,540)	-76.8%	COPR	HORWITH	CHUX228
08/10/06	09/13/06	NJA5340457	14749	76,580	49,320	27,260	35.6%	COPR	HORWITH	CHUX199
08/10/06	09/13/06	NJA5340458	14750	67,420	50,840	16,580	24.6%	COPR	HORWITH	CHUX199
08/10/06	09/13/06	NJA5340459	14751	27,420	51,140	(23,720)	-86.5%	COPR	HORWITH	CHUX199
08/10/06	09/13/06	NJA5340460	14752	26,640	51,480	(24,840)	-93.2%	COPR	HORWITH	CHUX199
08/11/06	09/13/06	NJA5340461	14753	9,580	50,680	(41,100)	-429.0%	COPR	HORWITH	CHUX148
08/11/06	09/13/06	NJA5340462	14754	76,540	50,580	25,960	33.9%	COPR	HORWITH	CHUX148
08/11/06	09/13/06	NJA5340463	14755	68,560	52,760	15,800	23.0%	COPR	HORWITH	CHUX148
08/11/06	09/13/06	NJA5340464	14756	44,940	50,600	(5,660)	-12.6%	COPR	HORWITH	CHUX148
08/11/06	09/13/06	NJA5340465	14757	21,360	51,940	(30,580)	-143.2%	COPR	HORWITH	CHUX202
08/11/06	09/13/06	NJA5340466	14758	67,000	49,840	17,160	25.6%	COPR	HORWITH	CHUX202
08/11/06	09/13/06	NJA5340469	14759	68,180	49,940	18,240	26.8%	COPR	HORWITH	CHUX202
08/11/06	09/13/06	NJA5340470	14760	40,400	51,060	(10,660)	-26.4%	COPR	HORWITH	CHUX202
08/11/06	09/13/06	NJA5340471	14761	26,920	50,760	(23,840)	-88.6%	COPR	HORWITH	CHUX226
08/11/06	09/13/06	NJA5340472	14762	66,480	50,640	15,840	23.8%	COPR	HORWITH	CHUX226
08/11/06	09/13/06	NJA5340473	14763	76,340	49,880	26,460	34.7%	COPR	HORWITH	CHUX226
08/11/06	09/13/06	NJA5340474	14764	26,840	50,440	(23,600)	-87.9%	COPR	HORWITH	CHUX226

Honeywell

HONEYWELL SA-7 USE HAZARDOUS WASTE TRACKING (2006)										
Date Shipped	Date of Return Manifest	State Manifest	Man. Doc #	Facilty Manifest Weight (lbs)	Estimated Weight (lbs)	Manifest - Estimate (lbs)	Man. - Estimate (%)	Material	Transporter	RAILCAR #
08/11/06	09/13/06	NJA5340475	14765	65,420	50,020	15,400	23.5%	COPR	HORWITH	CHUX164
08/11/06	09/13/06	NJA5340476	14766	49,820	47,340	2,480	5.0%	COPR	HORWITH	CHUX164
08/11/06	09/13/06	NJA5340477	14767	67,040	47,640	19,400	28.9%	COPR	HORWITH	CHUX152
08/11/06	09/13/06	NJA5340478	14768	38,040	50,420	(12,380)	-32.5%	COPR	HORWITH	CHUX164
08/11/06	09/13/06	NJA5340479	14769	38,060	50,260	(12,200)	-32.1%	COPR	HORWITH	CHUX164
08/11/06	09/13/06	NJA5340480	14770	68,500	48,780	19,720	28.8%	COPR	HORWITH	CHUX152
08/11/06	09/13/06	NJA5340481	14771	28,200	49,520	(21,320)	-75.6%	COPR	HORWITH	CHUX152
08/11/06	09/13/06	NJA5340482	14772	66,440	49,000	17,440	26.2%	COPR	HORWITH	JTLX273
08/11/06	09/13/06	NJA5340483	14773	28,220	49,960	(21,740)	-77.0%	COPR	HORWITH	CHUX152
08/11/06	09/13/06	NJA5340484	14774	10,760	49,760	(39,000)	-362.5%	COPR	HORWITH	JTLX273
08/11/06	09/13/06	NJA5340485	14775	76,400	49,620	26,780	35.1%	COPR	HORWITH	JTLX273
08/11/06	09/13/06	NJA5340486	14776	38,500	51,260	(12,760)	-33.1%	COPR	HORWITH	JTLX273
08/11/06	09/13/06	NJA5340487	14777	23,160	50,920	(27,760)	-119.9%	COPR	HORWITH	CHUX182
08/11/06	09/13/06	NJA5340488	14778	68,100	49,820	18,280	26.8%	COPR	HORWITH	CHUX182
08/11/06	09/13/06	NJA5340489	14779	67,180	48,200	18,980	28.3%	COPR	HORWITH	CHUX182
08/11/06	09/13/06	NJA5340490	14780	38,400	50,180	(11,780)	-30.7%	COPR	HORWITH	CHUX182
08/11/06	09/13/06	NJA5340491	14781	38,380	50,220	(11,840)	-30.8%	COPR	HORWITH	CHUX179
08/11/06	09/13/06	NJA5340492	14782	76,220	50,320	25,900	34.0%	COPR	HORWITH	CHUX179
08/11/06	09/13/06	NJA5340493	14783	67,100	49,440	17,660	26.3%	COPR	HORWITH	CHUX179
08/11/06	09/13/06	NJA5340494	14784	14,300	50,520	(36,220)	-253.3%	COPR	HORWITH	CHUX179
08/11/06	09/13/06	NJA5340495	14785	53,780	50,440	3,340	6.2%	COPR	HORWITH	JTLX57
08/11/06	09/13/06	NJA5340496	14786	66,840	50,200	16,640	24.9%	COPR	HORWITH	JTLX57
08/11/06	09/13/06	NJA5340497	14787	38,000	51,000	(13,000)	-34.2%	COPR	HORWITH	JTLX57
08/11/06	09/13/06	NJA5340498	14788	38,000	49,920	(11,920)	-31.4%	COPR	HORWITH	JTLX57
08/11/06	09/13/06	NJA5340499	14789	76,640	49,800	26,840	35.0%	COPR	HORWITH	CHUX243
08/11/06	09/13/06	NJA5340500	14790	27,480	51,400	(23,920)	-87.0%	COPR	HORWITH	CHUX243
08/11/06	09/13/06	NJA5340501	14791	66,680	50,960	15,720	23.6%	COPR	HORWITH	CHUX243
08/11/06	09/13/06	NJA5340502	14792	27,480	49,980	(22,500)	-81.9%	COPR	HORWITH	CHUX243
08/11/06	09/13/06	NJA5340503	14793	23,800	50,580	(26,780)	-112.5%	COPR	HORWITH	JTLX30139
08/11/06	09/13/06	NJA5340504	14794	67,560	50,580	16,980	25.1%	COPR	HORWITH	JTLX30139
08/11/06	09/13/06	NJA5340505	14795	66,980	50,640	16,340	24.4%	COPR	HORWITH	JTLX30139
08/11/06	09/13/06	NJA5340506	14796	68,820	50,360	18,460	26.8%	COPR	HORWITH	JTLX30171
08/11/06	09/13/06	NJA5340507	14797	39,100	50,080	(10,980)	-28.1%	COPR	HORWITH	JTLX30139
08/11/06	09/13/06	NJA5340508	14798	37,580	50,520	(12,940)	-34.4%	COPR	HORWITH	JTLX30171
08/11/06	09/13/06	NJA5340509	14799	76,060	50,360	25,700	33.8%	COPR	HORWITH	JTLX30171
08/11/06	09/13/06	NJA5340510	14800	14,320	49,080	(34,760)	-242.7%	COPR	HORWITH	JTLX30171
08/14/06	09/25/06	NJA5340532	14801	44,400	49,200	(4,800)	-10.8%	COPR	HORWITH	NDYX316192
08/14/06	09/25/06	NJA5340533	14802	76,460	49,120	27,340	35.8%	COPR	HORWITH	NDYX316192
08/14/06	09/25/06	NJA5340534	14803	37,540	49,520	(11,980)	-31.9%	COPR	HORWITH	NDYX316194
08/14/06	09/25/06	NJA5340538	14804	76,780	49,720	27,060	35.2%	COPR	HORWITH	NDYX316194
08/14/06	09/25/06	NJA5340539	14805	38,340	50,400	(12,060)	-31.5%	COPR	HORWITH	CEFX35245
08/14/06	09/25/06	NJA5340516	14806	34,380	49,420	(15,040)	-43.7%	COPR	HORWITH	NDYX316194
08/14/06	09/25/06	NJA5340541	14807	34,400	49,420	(15,020)	-43.7%	COPR	HORWITH	NDYX316194
08/14/06	09/25/06	NJA5340542	14808	77,360	50,100	27,260	35.2%	COPR	HORWITH	CEFX35245
08/14/06	09/25/06	NJA5340543	14809	67,840	49,500	18,340	27.0%	COPR	HORWITH	CEFX35245
08/14/06	09/25/06	NJA5340544	14810	15,940	50,320	(34,380)	-215.7%	COPR	HORWITH	CEFX35245
08/14/06	09/26/06	NJA5340545	14811	67,380	50,700	16,680	24.8%	COPR	HORWITH	JTLX30116
08/14/06	09/26/06	NJA5340546	14812	27,400	50,920	(23,520)	-85.8%	COPR	HORWITH	JTLX30116
08/14/06	09/26/06	NJA5340547	14813	67,340	50,200	17,140	25.5%	COPR	HORWITH	JTLX30116
08/14/06	09/26/06	NJA5340548	14814	76,740	50,540	26,200	34.1%	COPR	HORWITH	JTLX30160
08/14/06	09/26/06	NJA5340549	14815	77,020	51,240	25,780	33.5%	COPR	HORWITH	JTLX30160
08/14/06	09/26/06	NJA5340550	14816	39,080	50,420	(11,340)	-29.0%	COPR	HORWITH	JTLX30116
08/14/06	09/26/06	NJA5340551	14817	20,540	50,160	(29,620)	-144.2%	COPR	HORWITH	JTLX30160
08/14/06	09/26/06	NJA5340552	14818	20,560	50,460	(29,900)	-145.4%	COPR	HORWITH	JTLX30160
08/14/06	09/26/06	NJA5340553	14819	67,380	50,400	16,980	25.2%	COPR	HORWITH	CHUX242
08/14/06	09/26/06	NJA5340554	14820	67,760	49,700	18,060	26.7%	COPR	HORWITH	CHUX242
08/14/06	09/25/06	NJA5340555	14821	37,980	49,000	(11,020)	-29.0%	COPR	HORWITH	NDYX316192
08/14/06	09/26/06	NJA5340556	14822	38,920	51,020	(12,100)	-31.1%	COPR	HORWITH	CHUX242
08/14/06	09/26/06	NJA5340557	14823	29,760	49,760	(20,000)	-67.2%	COPR	HORWITH	CHUX242
08/14/06	09/13/06	NJA5340558	14824	44,940	51,300	(6,360)	-14.2%	COPR	HORWITH	JTLX30114
08/14/06	09/25/06	NJA5340517	14825	38,160	46,860	(8,700)	-22.8%	COPR	HORWITH	NDYX316192
08/14/06	09/25/06	NJA5340518	14826	67,980	49,260	18,720	27.5%	COPR	HORWITH	NDYX316148
08/14/06	09/25/06	NJA5340522	14827	30,440	47,700	(17,260)	-56.7%	COPR	HORWITH	NDYX316148
08/14/06	09/25/06	NJA5340526	14828	65,820	49,000	16,820	25.6%	COPR	HORWITH	NDYX316148
08/14/06	09/25/06	NJA5340559	14829	76,120	49,240	26,880	35.3%	COPR	HORWITH	NDYX316137
08/14/06	09/25/06	NJA5340560	14830	76,320	46,060	30,260	39.6%	COPR	HORWITH	NDYX316137
08/14/06	09/25/06	NJA5340561	14831	19,480	47,200	(27,720)	-142.3%	COPR	HORWITH	NDYX316137
08/14/06	09/25/06	NJA5340562	14832	30,440	47,060	(16,620)	-54.6%	COPR	HORWITH	NDYX316148
08/14/06	09/13/06	NJA5340563	14833	67,840	49,800	18,040	26.6%	COPR	HORWITH	JTLX30114
08/14/06	09/13/06	NJA5340564	14834	66,880	50,720	16,160	24.2%	COPR	HORWITH	JTLX30114
08/14/06	09/13/06	NJA5340565	14835	19,040	50,100	(31,060)	-163.1%	COPR	HORWITH	JTLX30114
08/14/06	09/26/06	NJA5340566	14836	69,860	50,020	19,840	28.4%	COPR	HORWITH	CHUX238
08/14/06	09/26/06	NJA5340567	14837	67,940	50,540	17,400	25.6%	COPR	HORWITH	CHUX238
08/14/06	09/26/06	NJA5340568	14838	29,540	49,500	(19,960)	-67.6%	COPR	HORWITH	CHUX238
08/14/06	09/26/06	NJA5340569	14839	29,520	50,620	(21,100)	-71.5%	COPR	HORWITH	CHUX238
08/14/06	09/26/06	NJA5340570	14840	38,080	50,680	(12,600)	-33.1%	COPR	HORWITH	JTLX30143
08/14/06	09/26/06	NJA5340571	14841	76,860	51,160	25,700	33.4%	COPR	HORWITH	JTLX30143
08/14/06	09/26/06	NJA5340572	14842	76,320	50,940	25,380	33.3%	COPR	HORWITH	JTLX30143
08/14/06	09/26/06	NJA5340573	14843	6,920	51,940	(45,020)	-650.6%	COPR	HORWITH	JTLX30143

Honeywell

HONEYWELL SA-7 USE HAZARDOUS WASTE TRACKING (2006)										
Date Shipped	Date of Return Manifest	State Manifest	Man. Doc #	Facilty Manifest Weight (lbs)	Estimated Weight (lbs)	Manifest - Estimate (lbs)	Man. - Estimate (%)	Material	Transporter	RAILCAR #
08/14/06	09/26/06	NJA5340574	14844	7,620	51,300	(43,680)	-573.2%	COPR	HORWITH	CHUX183
08/14/06	09/25/06	NJA5340575	14845	19,480	48,660	(29,180)	-149.8%	COPR	HORWITH	NDYX316137
08/14/06	09/26/06	NJA5340576	14846	76,320	49,360	26,960	35.3%	COPR	HORWITH	CHUX183
08/14/06	09/26/06	NJA5340577	14847	68,760	51,500	17,260	25.1%	COPR	HORWITH	CHUX183
08/14/06	09/26/06	NJA5340578	14848	44,360	50,460	(6,100)	-13.8%	COPR	HORWITH	CHUX183
08/15/06	09/26/06	NJA5340579	14849	55,020	50,040	4,980	9.1%	COPR	HORWITH	JTLX252
08/15/06	09/26/06	NJA5340580	14850	67,180	50,400	16,780	25.0%	COPR	HORWITH	JTLX252
08/15/06	09/26/06	NJA5340581	14851	38,260	50,960	(12,700)	-33.2%	COPR	HORWITH	JTLX252
08/15/06	09/26/06	NJA5340582	14852	38,260	51,640	(13,380)	-35.0%	COPR	HORWITH	JTLX252
08/15/06	09/13/06	NJA5340583	14853	13,580	52,140	(38,560)	-283.9%	COPR	HORWITH	CHUX177
08/15/06	09/13/06	NJA5340584	14854	68,120	49,400	18,720	27.5%	COPR	HORWITH	CHUX177
08/15/06	09/13/06	NJA5340585	14855	68,000	50,380	17,620	25.9%	COPR	HORWITH	CHUX177
08/15/06	09/25/06	NJA5340586	14856	37,260	48,480	(11,220)	-30.1%	COPR	HORWITH	NDYX316176
08/15/06	09/13/06	NJA5340587	14857	50,260	50,280	(20)	0.0%	COPR	HORWITH	CHUX177
08/15/06	09/13/06	NJA5340588	14858	15,860	49,600	(33,740)	-212.7%	COPR	HORWITH	NDYX316076
08/15/06	09/26/06	NJA5340589	14859	19,480	51,340	(31,860)	-163.6%	COPR	HORWITH	CEFX35238
08/15/06	09/25/06	NJA5340590	14860	67,340	47,420	19,920	29.6%	COPR	HORWITH	NDYX316176
08/15/06	09/25/06	NJA5340591	14861	68,100	48,060	20,040	29.4%	COPR	HORWITH	NDYX316176
08/15/06	09/25/06	NJA5340592	14862	11,260	46,620	(35,360)	-314.0%	COPR	HORWITH	NDYX316176
08/15/06	09/13/06	NJA5340593	14863	66,160	45,760	20,400	30.8%	COPR	HORWITH	NDYX316076
08/15/06	09/13/06	NJA5340594	14864	38,020	49,600	(11,580)	-30.5%	COPR	HORWITH	NDYX316076
08/15/06	09/13/06	NJA5340595	14865	70,440	44,520	25,920	36.8%	COPR	HORWITH	NDYX316076
08/15/06	09/13/06	NJA5340596	14866	38,040	45,700	(7,660)	-20.1%	COPR	HORWITH	JTLX30164
08/15/06	09/13/06	NJA5340597	14867	33,500	46,020	(12,520)	-37.4%	COPR	HORWITH	JTLX30164
08/15/06	09/13/06	NJA5340598	14868	76,660	48,400	28,260	36.9%	COPR	HORWITH	JTLX30164
08/15/06	09/13/06	NJA5340599	14869	33,520	48,300	(14,780)	-44.1%	COPR	HORWITH	JTLX30164
08/15/06	09/26/06	NJA5340600	14870	67,400	48,660	18,740	27.8%	COPR	HORWITH	CEFX35238
08/15/06	09/26/06	NJA5340601	14871	68,580	48,420	20,160	29.4%	COPR	HORWITH	CEFX35238
08/15/06	09/26/06	NJA5340602	14872	37,040	48,620	(11,580)	-31.3%	COPR	HORWITH	CEFX35238
08/15/06	09/13/06	NJA5340603	14873	76,440	48,600	27,840	36.4%	COPR	HORWITH	CHUX127
08/15/06	09/13/06	NJA5340604	14874	19,200	47,300	(28,100)	-146.4%	COPR	HORWITH	CHUX127
08/15/06	09/13/06	NJA5340605	14875	70,540	47,540	23,000	32.6%	COPR	HORWITH	CHUX127
08/15/06	09/13/06	NJA5340606	14876	19,200	49,240	(30,040)	-156.5%	COPR	HORWITH	CHUX127
08/15/06	09/13/06	NJA5340607	14877	68,020	49,660	18,360	27.0%	COPR	HORWITH	CHUX130
08/15/06	09/13/06	NJA5340608	14878	66,500	48,360	18,140	27.3%	COPR	HORWITH	CHUX130
08/15/06	09/13/06	NJA5340609	14879	33,260	48,760	(15,500)	-46.6%	COPR	HORWITH	CHUX130
08/15/06	09/13/06	NJA5340610	14880	33,240	49,620	(16,380)	-49.3%	COPR	HORWITH	CHUX130
08/15/06	09/13/06	NJA5340611	14881	47,020	50,160	(3,140)	-6.7%	COPR	HORWITH	CHUX196
08/15/06	09/13/06	NJA5340612	14882	76,360	50,460	25,900	33.9%	COPR	HORWITH	CHUX196
08/15/06	09/13/06	NJA5340613	14883	34,080	51,900	(17,820)	-52.3%	COPR	HORWITH	CHUX196
08/15/06	09/13/06	NJA5340614	14884	34,060	48,540	(14,480)	-42.5%	COPR	HORWITH	CHUX196
08/15/06	09/13/06	NJA5340615	14885	27,980	50,420	(22,440)	-80.2%	COPR	HORWITH	CHUX168
08/15/06	09/13/06	NJA5340616	14886	76,020	51,980	24,040	31.6%	COPR	HORWITH	CHUX168
08/15/06	09/13/06	NJA5340617	14887	76,820	50,060	26,760	34.8%	COPR	HORWITH	CHUX168
08/15/06	09/13/06	NJA5340618	14888	20,160	49,820	(29,660)	-147.1%	COPR	HORWITH	CHUX168
08/15/06	09/25/06	NJA5340619	14889	24,400	50,700	(26,300)	-107.8%	COPR	HORWITH	CHUX145
08/15/06	09/25/06	NJA5340620	14890	66,080	52,360	13,720	20.8%	COPR	HORWITH	CHUX145
08/15/06	09/25/06	NJA5340621	14891	66,320	49,440	16,880	25.5%	COPR	HORWITH	CHUX145
08/15/06	09/25/06	NJA5340622	14892	42,000	50,940	(8,940)	-21.3%	COPR	HORWITH	CHUX145
08/15/06	09/13/06	NJA5340623	14893	76,320	47,520	28,800	37.7%	COPR	HORWITH	CHUX112
08/15/06	09/13/06	NJA5340624	14894	68,260	47,420	20,840	30.5%	COPR	HORWITH	CHUX112
08/15/06	09/13/06	NJA5340625	14895	21,700	46,480	(24,780)	-114.2%	COPR	HORWITH	CHUX112
08/15/06	09/13/06	NJA5340626	14896	21,720	50,420	(28,700)	-132.1%	COPR	HORWITH	CHUX112
08/16/06	09/25/06	NJA5340627	14897	60,000	48,680	11,320	18.9%	COPR	HORWITH	NDYX316104
08/16/06	09/25/06	NJA5340628	14898	68,380	48,540	19,840	29.0%	COPR	HORWITH	NDYX316104
08/16/06	09/25/06	NJA5340629	14899	32,620	50,520	(17,900)	-54.9%	COPR	HORWITH	NDYX316104
08/16/06	09/13/06	NJA5340630	14900	38,400	51,080	(12,680)	-33.0%	COPR	HORWITH	CHUX241
08/16/06	09/13/06	NJA5340631	14901	67,260	50,020	17,240	25.6%	COPR	HORWITH	CHUX241
08/16/06	09/13/06	NJA5340632	14902	54,180	48,880	5,300	9.8%	COPR	HORWITH	NDYX316092
08/16/06	09/13/06	NJA5340633	14903	76,100	49,500	26,600	35.0%	COPR	HORWITH	NDYX316092
08/16/06	09/13/06	NJA5340634	14904	33,500	48,920	(15,420)	-46.0%	COPR	HORWITH	NDYX316092
08/16/06	09/25/06	NJA5340635	14905	36,460	47,400	(10,940)	-30.0%	COPR	HORWITH	NDYX316104
08/16/06	09/13/06	NJA5340636	14906	33,500	49,520	(16,020)	-47.8%	COPR	HORWITH	NDYX316092
08/16/06	09/13/06	NJA5340637	14907	76,380	50,940	25,440	33.3%	COPR	HORWITH	CHUX241
08/16/06	09/13/06	NJA5340638	14908	16,340	49,900	(33,560)	-205.4%	COPR	HORWITH	CHUX241
08/16/06	09/13/06	NJA5340639	14909	13,340	49,800	(36,460)	-273.3%	COPR	HORWITH	NDYX316037
08/16/06	09/26/06	NJA5340640	14910	75,860	50,580	25,280	33.3%	COPR	HORWITH	CHUX208
08/16/06	09/26/06	NJA5340641	14911	66,860	50,740	16,120	24.1%	COPR	HORWITH	CHUX208
08/16/06	09/13/06	NJA5340642	14912	77,180	49,380	27,800	36.0%	COPR	HORWITH	NDYX316037
08/16/06	09/13/06	NJA5340643	14913	66,480	49,480	17,000	25.6%	COPR	HORWITH	NDYX316037
08/16/06	09/26/06	NJA5340644	14914	26,600	50,400	(23,800)	-89.5%	COPR	HORWITH	CHUX208
08/16/06	09/26/06	NJA5340645	14915	26,600	51,280	(24,680)	-92.8%	COPR	HORWITH	CHUX208
08/16/06	09/26/06	NJA5340646	14916	15,020	51,600	(36,580)	-243.5%	COPR	HORWITH	CHUX234
08/16/06	09/26/06	NJA5340647	14917	66,260	50,220	16,040	24.2%	COPR	HORWITH	CHUX234
08/16/06	09/26/06	NJA5340648	14918	67,200	50,840	16,360	24.3%	COPR	HORWITH	CHUX234

HONEYWELL SA-7 USE HAZARDOUS WASTE TRACKING (2006)										
Date Shipped	Date of Return Manifest	State Manifest	Man. Doc #	Facilty Manifest Weight (lbs)	Estimated Weight (lbs)	Manifest - Estimate (lbs)	Man. - Estimate (%)	Material	Transporter	RAILCAR #
08/16/06	09/26/06	NJA5340649	14919	53,220	51,680	1,540	2.9%	COPR	HORWITH	CHUX234
08/16/06	09/13/06	NJA5340650	14920	51,780	50,840	940	1.8%	COPR	HORWITH	JTLX30150
08/16/06	09/13/06	NJA5340651	14921	68,280	50,220	18,060	26.4%	COPR	HORWITH	JTLX30150
08/16/06	09/13/06	NJA5340652	14922	66,600	51,000	15,600	23.4%	COPR	HORWITH	JTLX30150
08/16/06	09/13/06	NJA5340653	14923	13,540	51,320	(37,780)	-279.0%	COPR	HORWITH	JTLX30150
08/16/06	09/13/06	NJA5340654	14924	37,460	50,900	(13,440)	-35.9%	COPR	HORWITH	JTLX166
08/16/06	09/13/06	NJA5340655	14925	68,580	52,360	16,220	23.7%	COPR	HORWITH	JTLX166
08/16/06	09/13/06	NJA5340656	14926	67,180	51,680	15,500	23.1%	COPR	HORWITH	JTLX166
08/16/06	09/13/06	NJA5340657	14927	25,400	50,920	(25,520)	-100.5%	COPR	HORWITH	JTLX166
08/16/06	09/13/06	NJA5340658	14928	26,840	50,060	(23,220)	-86.5%	COPR	HORWITH	DJLX98506
08/16/06	09/13/06	NJA5340659	14929	38,980	49,040	(10,060)	-25.8%	COPR	HORWITH	NDYX316037
08/16/06	09/13/06	NJA5340660	14930	68,340	51,480	16,860	24.7%	COPR	HORWITH	DJLX98506
08/16/06	09/13/06	NJA5340661	14931	67,100	50,780	16,320	24.3%	COPR	HORWITH	DJLX98506
08/16/06	09/13/06	NJA5340662	14932	38,360	51,100	(12,740)	-33.2%	COPR	HORWITH	DJLX98506
08/16/06	09/13/06	NJA5340663	14933	67,640	49,240	18,400	27.2%	COPR	HORWITH	NDYX316170
08/16/06	09/13/06	NJA5340664	14934	27,140	50,920	(23,780)	-87.6%	COPR	HORWITH	CHUX216
08/16/06	09/13/06	NJA5340665	14935	67,080	51,020	16,060	23.9%	COPR	HORWITH	CHUX216
08/16/06	09/13/06	NJA5340666	14936	76,660	51,240	25,420	33.2%	COPR	HORWITH	CHUX216
08/16/06	09/13/06	NJA5340667	14937	27,140	51,180	(24,040)	-88.6%	COPR	HORWITH	CHUX216
08/16/06	09/13/06	NJA5340668	14938	51,580	51,740	(160)	-0.3%	COPR	HORWITH	JTLX30149
08/16/06	09/13/06	NJA5340669	14939	77,120	50,440	26,680	34.6%	COPR	HORWITH	JTLX30149
08/16/06	09/13/06	NJA5340670	14940	34,500	50,340	(15,840)	-45.9%	COPR	HORWITH	JTLX30149
08/16/06	09/13/06	NJA5340671	14941	34,480	51,040	(16,560)	-48.0%	COPR	HORWITH	JTLX30149
08/16/06	09/13/06	NJA5340672	14942	76,060	48,380	27,680	36.4%	COPR	HORWITH	NDYX316170
08/16/06	09/25/06	NJA5340673	14943	27,960	50,340	(22,380)	-80.0%	COPR	HORWITH	NDYX320427
08/16/06	09/25/06	NJA5340674	14944	65,920	51,120	14,800	22.5%	COPR	HORWITH	NDYX320427
08/16/06	09/13/06	NJA5340675	14945	39,880	49,160	(9,280)	-23.3%	COPR	HORWITH	NDYX316170
08/16/06	09/13/06	NJA5340676	14946	9,980	50,100	(40,120)	-402.0%	COPR	HORWITH	NDYX316170
08/17/06	09/25/06	NJA5340677	14947	36,960	49,120	(12,160)	-32.9%	COPR	HORWITH	NDYX316224
08/17/06	09/25/06	NJA5340678	14948	76,900	49,180	27,720	36.0%	COPR	HORWITH	NDYX316224
08/17/06	09/25/06	NJA5340679	14949	38,320	47,840	(9,520)	-24.8%	COPR	HORWITH	NDYX316224
08/17/06	09/25/06	NJA5340680	14950	67,200	50,200	17,000	25.3%	COPR	HORWITH	NDYX320427
08/17/06	09/25/06	NJA5340681	14951	38,340	49,260	(10,920)	-28.5%	COPR	HORWITH	NDYX316224
08/17/06	09/25/06	NJA5340682	14952	37,760	52,200	(14,440)	-38.2%	COPR	HORWITH	NDYX320427
08/17/06	10/03/06	NJA5340683	14953	38,480	50,640	(12,160)	-31.6%	COPR	HORWITH	CHUX175
08/17/06	09/25/06	NJA5340684	14954	67,980	49,940	18,040	26.5%	COPR	HORWITH	NDYX316064
08/17/06	10/03/06	NJA5340685	14955	67,940	49,820	18,120	26.7%	COPR	HORWITH	CHUX175
08/17/06	10/03/06	NJA5340686	14956	76,820	50,460	26,360	34.3%	COPR	HORWITH	CHUX175
08/17/06	10/03/06	NJA5340687	14957	13,720	50,820	(37,100)	-270.4%	COPR	HORWITH	CHUX175
08/17/06	09/26/06	NJA5340688	14958	27,980	51,120	(23,140)	-82.7%	COPR	HORWITH	JTLX30105
08/17/06	09/26/06	NJA5340689	14959	67,940	49,940	18,000	26.5%	COPR	HORWITH	JTLX30105
08/17/06	09/26/06	NJA5340690	14960	60,160	50,160	10,000	16.6%	COPR	HORWITH	JTLX30105
08/17/06	09/25/06	NJA5340691	14961	22,840	49,620	(26,780)	-117.3%	COPR	HORWITH	NDYX316064
08/17/06	09/26/06	NJA5340692	14962	43,380	51,520	(8,140)	-18.8%	COPR	HORWITH	JTLX30105
08/17/06	09/25/06	NJA5340693	14963	67,180	49,500	17,680	26.3%	COPR	HORWITH	NDYX316064
08/17/06	09/25/06	NJA5340694	14964	38,480	49,400	(10,920)	-28.4%	COPR	HORWITH	NDYX316064
08/17/06	09/26/06	NJA5340695	14965	32,060	49,920	(17,860)	-55.7%	COPR	HORWITH	CHUX180
08/17/06	09/26/06	NJA5340696	14966	68,460	50,100	18,360	26.8%	COPR	HORWITH	CHUX180
08/17/06	09/26/06	NJA5340697	14967	59,640	50,220	9,420	15.8%	COPR	HORWITH	CHUX180
08/17/06	09/25/06	NJA5340698	14968	19,860	49,740	(29,880)	-150.5%	COPR	HORWITH	NDYX316015
08/17/06	09/25/06	NJA5340699	14969	66,360	49,660	16,700	25.2%	COPR	HORWITH	NDYX316015
08/17/06	09/25/06	NJA5340700	14970	67,320	49,520	17,800	26.4%	COPR	HORWITH	NDYX316015
08/17/06	09/25/06	NJA5340701	14971	40,260	49,420	(9,160)	-22.8%	COPR	HORWITH	NDYX316015
08/17/06	09/26/06	NJA5340702	14972	40,240	50,340	(10,100)	-25.1%	COPR	HORWITH	CHUX180
08/17/06	09/26/06	NJA5340703	14973	54,140	50,000	4,140	7.6%	COPR	HORWITH	JTLX30109
08/17/06	09/26/06	NJA5340704	14974	64,660	50,540	14,120	21.8%	COPR	HORWITH	JTLX30109
08/17/06	09/25/06	NJA5340705	14975	41,100	49,240	(8,140)	-19.8%	COPR	HORWITH	NDYX316130
08/17/06	09/26/06	NJA5340706	14976	67,080	51,100	15,980	23.8%	COPR	HORWITH	JTLX30109
08/17/06	09/26/06	NJA5340707	14977	14,920	49,980	(35,060)	-235.0%	COPR	HORWITH	JTLX30109
08/17/06	09/25/06	NJA5340708	14978	76,300	48,920	27,380	35.9%	COPR	HORWITH	NDYX316130
08/17/06	09/26/06	NJA5340709	14979	54,900	51,140	3,760	6.8%	COPR	HORWITH	CHUX240
08/17/06	09/26/06	NJA5340710	14980	61,300	51,840	9,460	15.4%	COPR	HORWITH	CHUX240
08/17/06	09/26/06	NJA5340711	14981	76,560	51,380	25,180	32.9%	COPR	HORWITH	CHUX240
08/17/06	09/26/06	NJA5340712	14982	19,020	52,480	(33,460)	-175.9%	COPR	HORWITH	CHUX240
08/17/06	09/25/06	NJA5340713	14983	61,760	50,860	10,900	17.6%	COPR	HORWITH	NDYX316130
08/17/06	09/26/06	NJA5340714	14984	76,840	51,040	25,800	33.6%	COPR	HORWITH	JTLX4058
08/17/06	09/26/06	NJA5340715	14985	67,100	51,640	15,460	23.0%	COPR	HORWITH	JTLX4058
08/17/06	09/26/06	NJA5340716	14986	34,100	51,100	(17,000)	-49.9%	COPR	HORWITH	JTLX4058
08/17/06	09/25/06	NJA5340717	14987	9,700	49,500	(39,800)	-410.3%	COPR	HORWITH	NDYX316130
08/17/06	09/25/06	NJA5340718	14988	23,820	51,160	(27,340)	-114.8%	COPR	HORWITH	NDYX316083
08/17/06	09/25/06	NJA5340719	14989	68,780	50,300	18,480	26.9%	COPR	HORWITH	NDYX316083
08/17/06	09/25/06	NJA5340720	14990	67,200	49,160	18,040	26.8%	COPR	HORWITH	NDYX316083
08/17/06	09/25/06	NJA5340721	14991	36,460	50,100	(13,640)	-37.4%	COPR	HORWITH	NDYX316083
08/17/06	09/26/06	NJA5340722	14992	34,100	52,060	(17,960)	-52.7%	COPR	HORWITH	JTLX4058

HONEYWELL SA-7 USE HAZARDOUS WASTE TRACKING (2006)										
Date Shipped	Date of Return Manifest	State Manifest	Man. Doc #	Facilty Manifest Weight (lbs)	Estimated Weight (lbs)	Manifest - Estimate (lbs)	Man. - Estimate (%)	Material	Transporter	RAILCAR #
08/17/06	09/25/06	NJA5340723	14993	54,860	50,960	3,900	7.1%	COPR	HORWITH	NDYX316039
08/17/06	09/25/06	NJA5340724	14994	68,640	51,120	17,520	25.5%	COPR	HORWITH	NDYX316039
08/17/06	09/25/06	NJA5340725	14995	38,720	51,240	(12,520)	-32.3%	COPR	HORWITH	NDYX316039
08/17/06	09/25/06	NJA5340726	14996	38,720	46,660	(7,940)	-20.5%	COPR	HORWITH	NDYX316039
08/18/06	09/25/06	NJA5340727	14997	47,580	49,040	(1,460)	-3.1%	COPR	HORWITH	NDYX316024
08/18/06	09/25/06	NJA5340728	14998	75,900	49,000	26,900	35.4%	COPR	HORWITH	NDYX316024
08/18/06	09/26/06	NJA5340729	14999	67,640	50,320	17,320	25.6%	COPR	HORWITH	JTLX30155
08/18/06	09/26/06	NJA5340730	15000	26,900	50,280	(23,380)	-86.9%	COPR	HORWITH	JTLX30155
08/18/06	09/26/06	NJA5340731	15001	76,280	50,180	26,100	34.2%	COPR	HORWITH	JTLX30155
08/18/06	09/26/06	NJA5340732	15002	26,140	50,400	(24,260)	-92.8%	COPR	HORWITH	JTLX30155
08/18/06	09/25/06	NJA5340733	15003	34,400	49,500	(15,100)	-43.9%	COPR	HORWITH	NDYX316024
08/18/06	09/26/06	NJA5340734	15004	77,700	49,900	27,800	35.8%	COPR	HORWITH	JTLX185
08/18/06	09/26/06	NJA5340735	15005	78,260	51,000	27,260	34.8%	COPR	HORWITH	JTLX185
08/18/06	09/26/06	NJA5340736	15006	17,400	50,800	(33,400)	-192.0%	COPR	HORWITH	JTLX185
08/18/06	09/26/06	NJA5340737	15007	17,380	50,800	(33,420)	-192.3%	COPR	HORWITH	JTLX185
08/18/06	09/26/06	NJA5340738	15008	32,140	50,880	(18,740)	-58.3%	COPR	HORWITH	JTLX94
08/18/06	09/26/06	NJA5340739	15009	15,240	51,100	(35,860)	-235.3%	COPR	HORWITH	JTLX232
08/18/06	09/26/06	NJA5340740	15010	68,840	50,580	18,260	26.5%	COPR	HORWITH	JTLX94
08/18/06	09/25/06	NJA5340741	15011	34,400	49,300	(14,900)	-43.3%	COPR	HORWITH	NDYX316024
08/18/06	09/25/06	NJA5340742	15012	29,120	49,320	(20,200)	-69.4%	COPR	HORWITH	NDYX316197
08/18/06	09/26/06	NJA5340743	15013	67,480	49,860	17,620	26.1%	COPR	HORWITH	JTLX94
08/18/06	09/25/06	NJA5340744	15014	67,300	49,100	18,200	27.0%	COPR	HORWITH	NDYX316197
08/18/06	09/26/06	NJA5340745	15015	29,160	50,560	(21,400)	-73.4%	COPR	HORWITH	JTLX94
08/18/06	09/26/06	NJA5340746	15016	76,200	50,400	25,800	33.9%	COPR	HORWITH	JTLX232
08/18/06	09/26/06	NJA5340747	15017	75,900	50,740	25,160	33.1%	COPR	HORWITH	JTLX232
08/18/06	09/25/06	NJA5340748	15018	66,980	49,440	17,540	26.2%	COPR	HORWITH	NDYX316197
08/18/06	09/26/06	NJA5340749	15019	30,140	51,100	(20,960)	-69.5%	COPR	HORWITH	JTLX232
08/18/06	10/02/03	NJA5340750	15020	17,240	49,120	(31,880)	-184.9%	COPR	HORWITH	NDYX316147
08/18/06	09/25/06	NJA5340751	15021	29,580	49,040	(19,460)	-65.8%	COPR	HORWITH	NDYX316197
08/18/06	09/26/06	NJA5340752	15022	36,900	50,680	(13,780)	-37.3%	COPR	HORWITH	JTLX168
08/18/06	09/26/06	NJA5340755	15023	63,220	51,280	11,940	18.9%	COPR	HORWITH	JTLX168
08/18/06	09/26/06	NJA5340527	15024	42,220	51,480	(9,260)	-21.9%	COPR	HORWITH	JTLX168
08/18/06	09/26/06	NJA5340528	15025	68,020	50,320	17,700	26.0%	COPR	HORWITH	JTLX168
08/18/06	10/02/03	NJA5340529	15026	62,620	49,100	13,520	21.6%	COPR	HORWITH	NDYX316147
08/18/06	09/26/06	NJA5081502	15027	66,960	50,720	16,240	24.3%	COPR	HORWITH	JTLX141
08/18/06	09/26/06	NJA5340530	15028	28,500	50,120	(21,620)	-75.9%	COPR	HORWITH	JTLX141
08/18/06	09/26/06	NJA5340531	15029	62,420	50,380	12,040	19.3%	COPR	HORWITH	JTLX141
08/18/06	10/02/03	NJA5340769	15030	66,840	49,720	17,120	25.6%	COPR	HORWITH	NDYX316147
08/18/06	09/26/06	NJA5340773	15031	40,840	51,100	(10,260)	-25.1%	COPR	HORWITH	JTLX141
08/18/06	09/26/06	NJA5340774	15032	68,520	51,300	17,220	25.1%	COPR	HORWITH	JTLX105
08/18/06	09/26/06	NJA5340775	15033	26,880	51,400	(24,520)	-91.2%	COPR	HORWITH	JTLX105
08/18/06	09/26/06	NJA5340776	15034	65,760	50,360	15,400	23.4%	COPR	HORWITH	JTLX105
08/18/06	09/26/06	NJA5340777	15035	30,220	50,160	(19,940)	-66.0%	COPR	HORWITH	JTLX105
08/18/06	09/26/06	NJA5340778	15036	36,200	51,720	(15,520)	-42.9%	COPR	HORWITH	JTLX30159
08/18/06	10/02/03	NJA5340779	15037	48,620	50,040	(1,420)	-2.9%	COPR	HORWITH	NDYX316147
08/18/06	09/26/06	NJA5340780	15038	60,280	51,500	8,780	14.6%	COPR	HORWITH	JTLX30159
08/18/06	09/26/06	NJA5340781	15039	68,100	50,500	17,600	25.8%	COPR	HORWITH	JTLX30159
08/18/06	09/26/06	NJA5340782	15040	40,340	50,700	(10,360)	-25.7%	COPR	HORWITH	JTLX30159
08/18/06	10/03/06	NJA5340783	15041	68,280	52,120	16,160	23.7%	COPR	HORWITH	CHUX132
08/18/06	10/03/06	NJA5340784	15042	36,820	52,420	(15,600)	-42.4%	COPR	HORWITH	CHUX132
08/18/06	10/03/06	NJA5340785	15043	65,940	50,540	15,400	23.4%	COPR	HORWITH	CHUX132
08/18/06	10/03/06	NJA5340786	15044	29,620	51,960	(22,340)	-75.4%	COPR	HORWITH	CHUX132
08/21/06	09/25/06	NJA5340787	15045	68,240	49,160	19,080	28.0%	COPR	HORWITH	NDYX316025
08/21/06	09/25/06	NJA5340788	15046	23,500	49,420	(25,920)	-110.3%	COPR	HORWITH	NDYX316025
08/21/06	10/02/03	NJA5340789	15047	27,240	50,420	(23,180)	-85.1%	COPR	HORWITH	CHUX161
08/21/06	09/25/06	NJA5340790	15048	68,260	49,340	18,920	27.7%	COPR	HORWITH	NDYX316025
08/21/06	10/02/03	NJA5340791	15049	60,920	50,560	10,360	17.0%	COPR	HORWITH	CHUX161
08/21/06	10/02/03	NJA5340792	15050	68,400	51,700	16,700	24.4%	COPR	HORWITH	CHUX161
08/21/06	10/02/03	NJA5340793	15051	40,400	49,560	(9,160)	-22.7%	COPR	HORWITH	CHUX161
08/21/06	09/26/06	NJA5081503	15052	25,800	51,100	(25,300)	-98.1%	COPR	HORWITH	CHUX118
08/21/06	09/25/06	NJA5081504	15053	32,540	48,280	(15,740)	-48.4%	COPR	HORWITH	NDYX316025
08/21/06	09/26/06	NJA5081505	15054	67,360	50,720	16,640	24.7%	COPR	HORWITH	CHUX118
08/21/06	09/26/06	NJA5081506	15055	66,200	50,940	15,260	23.1%	COPR	HORWITH	CHUX118
08/21/06	09/26/06	NJA5340794	15056	43,640	52,420	(8,780)	-20.1%	COPR	HORWITH	CHUX118
08/21/06	09/26/06	NJA5340795	15057	33,860	49,360	(15,500)	-45.8%	COPR	HORWITH	JTLX30158
08/21/06	09/26/06	NJA5340796	15058	67,440	51,760	15,680	23.3%	COPR	HORWITH	JTLX30158
08/21/06	09/26/06	NJA5340797	15059	66,440	50,860	15,580	23.4%	COPR	HORWITH	JTLX30154
08/21/06	09/26/06	NJA5340798	15060	66,500	50,400	16,100	24.2%	COPR	HORWITH	JTLX30158
08/21/06	09/26/06	NJA5340799	15061	30,260	46,760	(16,500)	-54.5%	COPR	HORWITH	JTLX30158
08/21/06	09/25/06	NJA5340800	15062	26,540	44,720	(18,180)	-68.5%	COPR	HORWITH	NDYX316134
08/21/06	09/26/06	NJA5340801	15063	66,780	50,640	16,140	24.2%	COPR	HORWITH	JTLX30154
08/21/06	09/26/06	NJA5340802	15064	67,240	51,020	16,220	24.1%	COPR	HORWITH	JTLX30154
08/21/06	09/26/06	NJA5340803	15065	7,500	50,820	(43,320)	-577.6%	COPR	HORWITH	JTLX30154
08/21/06	09/25/06	NJA5340804	15066	67,240	49,660	17,580	26.1%	COPR	HORWITH	NDYX316134

Honeywell

HONEYWELL SA-7 USE HAZARDOUS WASTE TRACKING (2006)										
Date Shipped	Date of Return Manifest	State Manifest	Man. Doc #	Facilty Manifest Weight (lbs)	Estimated Weight (lbs)	Manifest - Estimate (lbs)	Man. - Estimate (%)	Material	Transporter	RAILCAR #
08/21/06	09/26/06	NJA5340805	15067	49,280	50,300	(1,020)	-2.1%	COPR	HORWITH	CHUX150
08/21/06	09/25/06	NJA5340806	15068	76,080	49,620	26,460	34.8%	COPR	HORWITH	NDYX316134
08/21/06	09/26/06	NJA5340807	15069	67,480	50,020	17,460	25.9%	COPR	HORWITH	CHUX150
08/21/06	09/26/06	NJA5340808	15070	38,200	50,200	(12,000)	-31.4%	COPR	HORWITH	CHUX150
08/21/06	09/26/06	NJA5340809	15071	38,200	50,540	(12,340)	-32.3%	COPR	HORWITH	CHUX150
08/21/06	09/26/06	NJA5340810	15072	44,820	50,080	(5,260)	-11.7%	COPR	HORWITH	JTLX30117
08/21/06	09/26/06	NJA5340811	15073	66,960	50,520	16,440	24.6%	COPR	HORWITH	JTLX30117
08/21/06	09/26/06	NJA5340812	15074	67,340	50,140	17,200	25.5%	COPR	HORWITH	JTLX30117
08/21/06	09/26/06	NJA5340813	15075	19,160	50,560	(31,400)	-163.9%	COPR	HORWITH	JTLX30117
08/21/06	09/26/06	NJA5340814	15076	23,860	50,800	(26,940)	-112.9%	COPR	HORWITH	JTLX30163
08/21/06	09/26/06	NJA5340815	15077	66,740	49,620	17,120	25.7%	COPR	HORWITH	JTLX30163
08/21/06	09/26/06	NJA5340816	15078	67,040	50,240	16,800	25.1%	COPR	HORWITH	JTLX30163
08/21/06	09/26/06	NJA5340817	15079	41,500	50,220	(8,720)	-21.0%	COPR	HORWITH	JTLX30163
08/21/06	09/26/06	NJA5340818	15080	39,120	50,700	(11,580)	-29.6%	COPR	HORWITH	JTLX239
08/21/06	09/26/06	NJA5340819	15081	52,880	51,620	1,260	2.4%	COPR	HORWITH	JTLX239
08/21/06	09/26/06	NJA5340820	15082	67,380	50,120	17,260	25.6%	COPR	HORWITH	JTLX239
08/21/06	09/26/06	NJA5340821	15083	42,440	50,480	(8,040)	-18.9%	COPR	HORWITH	JTLX239
08/21/06	10/02/03	NJA5340822	15084	43,860	50,080	(6,220)	-14.2%	COPR	HORWITH	CHUX169
08/21/06	10/02/03	NJA5340823	15085	61,500	49,660	11,840	19.3%	COPR	HORWITH	CHUX169
08/21/06	10/02/03	NJA5340824	15086	66,540	51,480	15,060	22.6%	COPR	HORWITH	CHUX169
08/21/06	10/02/03	NJA5340825	15087	28,340	50,140	(21,800)	-76.9%	COPR	HORWITH	CHUX169
08/21/06	10/02/03	NJA5340826	15088	36,980	49,960	(12,980)	-35.1%	COPR	HORWITH	CHUX133
08/21/06	10/02/03	NJA5340827	15089	68,460	50,960	17,500	25.6%	COPR	HORWITH	CHUX133
08/21/06	09/25/06	NJA5340828	15090	21,100	48,900	(27,800)	-131.8%	COPR	HORWITH	NDYX316134
08/21/06	10/02/03	NJA5340829	15091	68,420	48,680	19,740	28.9%	COPR	HORWITH	CHUX133
08/21/06	10/02/03	NJA5340830	15092	22,620	49,580	(26,960)	-119.2%	COPR	HORWITH	CHUX133
08/22/06	09/25/06	NJA5340831	15093	69,280	51,360	17,920	25.9%	COPR	HORWITH	NDYX320329
08/22/06	09/25/06	NJA5340832	15094	71,940	50,180	21,760	30.2%	COPR	HORWITH	NDYX320329
08/22/06	09/25/06	NJA5340833	15095	34,100	51,140	(17,040)	-50.0%	COPR	HORWITH	NDYX320329
08/22/06	09/25/06	NJA5340834	15096	34,120	50,880	(16,760)	-49.1%	COPR	HORWITH	NDYX320329
08/22/06	09/25/06	NJA5340835	15097	69,260	51,240	18,020	26.0%	COPR	HORWITH	NDYX320472
08/22/06	09/25/06	NJA5340836	15098	68,880	51,120	17,760	25.8%	COPR	HORWITH	NDYX320472
08/22/06	09/25/06	NJA5340837	15099	28,100	51,880	(23,780)	-84.6%	COPR	HORWITH	NDYX320472
08/22/06	09/25/06	NJA5340838	15100	28,100	49,660	(21,560)	-76.7%	COPR	HORWITH	NDYX320472
08/22/06	09/26/06	NJA5340839	15101	19,740	50,920	(31,180)	-158.0%	COPR	HORWITH	CHUX173
08/22/06	09/26/06	NJA5340840	15102	76,920	49,440	27,480	35.7%	COPR	HORWITH	CHUX173
08/22/06	09/26/06	NJA5340841	15103	67,160	51,720	15,440	23.0%	COPR	HORWITH	CHUX173
08/22/06	09/26/06	NJA5340842	15104	37,480	51,100	(13,620)	-36.3%	COPR	HORWITH	CHUX173
08/22/06	09/26/06	NJA5340843	15105	23,160	50,900	(27,740)	-119.8%	COPR	HORWITH	CHUX192
08/22/06	09/26/06	NJA5340844	15106	67,540	53,040	14,500	21.5%	COPR	HORWITH	CHUX192
08/22/06	09/26/06	NJA5340845	15107	35,060	50,460	(15,400)	-43.9%	COPR	HORWITH	CHUX192
08/22/06	09/26/06	NJA5340846	15108	76,500	50,220	26,280	34.4%	COPR	HORWITH	CHUX192
08/22/06	09/26/06	NJA5340847	15109	12,540	51,840	(39,300)	-313.4%	COPR	HORWITH	JTLX30115
08/22/06	09/26/06	NJA5340848	15110	76,980	51,420	25,560	33.2%	COPR	HORWITH	JTLX30115
08/22/06	09/26/06	NJA5340849	15111	76,500	50,400	26,100	34.1%	COPR	HORWITH	JTLX30115
08/22/06	09/26/06	NJA5340850	15112	37,300	50,860	(13,560)	-36.4%	COPR	HORWITH	JTLX30115
08/22/06	09/25/06	NJA5340851	15113	38,820	50,260	(11,440)	-29.5%	COPR	HORWITH	CHUX111
08/22/06	09/25/06	NJA5340852	15114	67,220	50,840	16,380	24.4%	COPR	HORWITH	CHUX111
08/22/06	09/25/06	NJA5340853	15115	68,260	49,480	18,780	27.5%	COPR	HORWITH	CHUX111
08/22/06	09/25/06	NJA5340854	15116	24,240	51,140	(26,900)	-111.0%	COPR	HORWITH	CHUX111
08/22/06	09/25/06	NJA5340855	15117	14,280	50,620	(36,340)	-254.5%	COPR	HORWITH	CHUX117
08/22/06	09/26/06	NJA5340858	15118	66,740	51,020	15,720	23.6%	COPR	HORWITH	JTLX30121
08/22/06	09/25/06	NJA5340859	15119	67,300	49,800	17,500	26.0%	COPR	HORWITH	CHUX117
08/22/06	09/25/06	NJA5340860	15120	59,680	50,460	9,220	15.4%	COPR	HORWITH	CHUX117
08/22/06	09/25/06	NJA5340861	15121	57,160	50,780	6,380	11.2%	COPR	HORWITH	CHUX117
08/22/06	09/26/06	NJA5340862	15122	61,440	50,120	11,320	18.4%	COPR	HORWITH	JTLX30121
08/22/06	09/25/06	NJA5340863	15123	69,000	49,880	19,120	27.7%	COPR	HORWITH	NDYX316178
08/22/06	09/26/06	NJA5340864	15124	61,760	50,240	11,520	18.7%	COPR	HORWITH	JTLX30121
08/22/06	09/26/06	NJA5340865	15125	9,480	51,380	(41,900)	-442.0%	COPR	HORWITH	JTLX30121
08/22/06	10/11/06	NJA5340866	15126	58,240	51,860	6,380	11.0%	COPR	HORWITH	JTLX30127
08/22/06	10/11/06	NJA5340867	15127	67,300	50,860	16,440	24.4%	COPR	HORWITH	JTLX30127
08/22/06	10/11/06	NJA5340868	15128	62,240	50,400	11,840	19.0%	COPR	HORWITH	JTLX30127
08/22/06	10/11/06	NJA5340869	15129	14,860	51,820	(36,960)	-248.7%	COPR	HORWITH	JTLX30127
08/22/06	09/26/06	NJA5340870	15130	52,720	49,920	2,800	5.3%	COPR	HORWITH	JTLX277
08/22/06	09/26/06	NJA5340871	15131	63,020	52,300	10,720	17.0%	COPR	HORWITH	JTLX277
08/22/06	09/25/06	NJA5340872	15132	67,500	49,800	17,700	26.2%	COPR	HORWITH	NDYX316178
08/22/06	09/25/06	NJA5340873	15133	23,700	49,500	(25,800)	-108.9%	COPR	HORWITH	NDYX316178
08/22/06	09/26/06	NJA5340874	15134	67,340	50,180	17,160	25.5%	COPR	HORWITH	JTLX277
08/22/06	09/26/06	NJA5340875	15135	21,420	50,900	(29,480)	-137.6%	COPR	HORWITH	JTLX277
08/22/06	09/26/06	NJA5340876	15136	13,360	51,940	(38,580)	-288.8%	COPR	HORWITH	JTLX177
08/22/06	09/26/06	NJA5340877	15137	70,140	50,320	19,820	28.3%	COPR	HORWITH	JTLX177
08/22/06	09/26/06	NJA5340878	15138	76,480	50,100	20,040	26.2%	COPR	HORWITH	JTLX177
08/22/06	09/26/06	NJA5340879	15139	38,100	50,660	25,820	67.8%	COPR	HORWITH	JTLX177
08/22/06	09/25/06	NJA5340880	15140	23,680	47,500	(9,400)	-39.7%	COPR	HORWITH	NDYX316178

HONEYWELL SA-7 USE HAZARDOUS WASTE TRACKING (2006)										
Date Shipped	Date of Return Manifest	State Manifest	Man. Doc #	Facilty Manifest Weight (lbs)	Estimated Weight (lbs)	Manifest - Estimate (lbs)	Man. - Estimate (%)	Material	Transporter	RAILCAR #
08/23/06	09/25/06	NJA5340881	15141	76,600	51,200	25,400	33.2%	COPR	HORWITH	CEFX35247
08/23/06	09/25/06	NJA5340882	15142	67,300	48,480	18,820	28.0%	COPR	HORWITH	CEFX35247
08/23/06	09/25/06	NJA5340883	15143	59,900	47,220	12,680	21.2%	COPR	HORWITH	CHUX158
08/23/06	09/25/06	NJA5340884	15144	26,540	49,700	(23,160)	-87.3%	COPR	HORWITH	CEFX35247
08/23/06	09/25/06	NJA5340885	15145	27,220	46,780	(19,560)	-71.9%	COPR	HORWITH	CEFX35247
08/23/06	09/25/06	NJA5340886	15146	31,600	48,260	(16,660)	-52.7%	COPR	HORWITH	CHUX158
08/23/06	09/25/06	NJA5340887	15147	65,980	48,620	17,360	26.3%	COPR	HORWITH	CHUX158
08/23/06	09/25/06	NJA5340888	15148	32,780	47,100	(14,320)	-43.7%	COPR	HORWITH	CHUX158
08/23/06	09/25/06	NJA5340889	15149	76,740	49,520	27,220	35.5%	COPR	HORWITH	CHUX134
08/23/06	09/25/06	NJA5340890	15150	76,220	48,940	27,280	35.8%	COPR	HORWITH	CHUX134
08/23/06	09/25/06	NJA5340891	15151	24,340	49,480	(25,140)	-103.3%	COPR	HORWITH	CHUX134
08/23/06	09/26/06	NJA5340892	15152	26,600	46,980	(20,380)	-76.6%	COPR	HORWITH	CHUX189
08/23/06	09/25/06	NJA5340893	15153	25,100	49,720	(24,620)	-98.1%	COPR	HORWITH	CHUX134
08/23/06	09/26/06	NJA5340894	15154	66,720	49,380	17,340	26.0%	COPR	HORWITH	CHUX189
08/23/06	09/26/06	NJA5340895	15155	35,640	49,820	(14,180)	-39.8%	COPR	HORWITH	CHUX189
08/23/06	09/26/06	NJA5340896	15156	68,480	50,900	17,580	25.7%	COPR	HORWITH	CHUX189
08/23/06	10/03/06	NJA5340897	15157	13,000	51,160	(38,160)	-293.5%	COPR	HORWITH	JTLX30136
08/23/06	10/03/06	NJA5340898	15158	76,500	47,320	29,180	38.1%	COPR	HORWITH	JTLX30136
08/23/06	10/03/06	NJA5340899	15159	67,200	49,560	17,640	26.3%	COPR	HORWITH	JTLX30136
08/23/06	10/03/06	NJA5340900	15160	38,380	51,240	(12,860)	-33.5%	COPR	HORWITH	JTLX30136
08/23/06	10/03/06	NJA5340901	15161	60,680	49,660	11,020	18.2%	COPR	HORWITH	JTLX192
08/23/06	10/03/06	NJA5340902	15162	9,960	50,880	(40,920)	-410.8%	COPR	HORWITH	CHUX131
08/23/06	10/03/06	NJA5340903	15163	77,160	50,800	26,360	34.2%	COPR	HORWITH	JTLX192
08/23/06	10/03/06	NJA5340904	15164	32,140	49,580	(17,440)	-54.3%	COPR	HORWITH	JTLX192
08/23/06	10/03/06	NJA5340905	15165	31,380	49,800	(18,420)	-58.7%	COPR	HORWITH	JTLX192
08/23/06	10/03/06	NJA5340906	15166	67,180	50,000	17,180	25.6%	COPR	HORWITH	CHUX131
08/23/06	10/03/06	NJA5340907	15167	68,100	49,500	18,600	27.3%	COPR	HORWITH	CHUX131
08/23/06	10/03/06	NJA5340908	15168	53,700	51,420	2,280	4.2%	COPR	HORWITH	CHUX131
08/23/06	10/03/06	NJA5340909	15169	58,520	50,400	8,120	13.9%	COPR	HORWITH	DJLX98548
08/23/06	10/03/06	NJA5340910	15170	76,540	51,580	24,960	32.6%	COPR	HORWITH	DJLX98548
08/23/06	10/03/06	NJA5340911	15171	32,920	50,440	(17,520)	-53.2%	COPR	HORWITH	DJLX98548
08/23/06	10/03/06	NJA5340912	15172	33,700	49,680	(15,980)	-47.4%	COPR	HORWITH	DJLX98548
08/23/06	10/03/06	NJA5340913	15173	67,100	50,800	16,300	24.3%	COPR	HORWITH	DJLX98542
08/23/06	10/03/06	NJA5340914	15174	70,580	50,680	19,900	28.2%	COPR	HORWITH	DJLX98542
08/23/06	10/03/06	NJA5340915	15175	33,120	51,840	(18,720)	-56.5%	COPR	HORWITH	DJLX98542
08/23/06	10/03/06	NJA5340916	15176	33,120	52,620	(19,500)	-58.9%	COPR	HORWITH	DJLX98542
08/23/06	09/25/06	NJA5340917	15177	67,220	50,320	16,900	25.1%	COPR	HORWITH	CHUX137
08/23/06	09/25/06	NJA5340918	15178	68,160	52,020	16,140	23.7%	COPR	HORWITH	CHUX137
08/23/06	09/25/06	NJA5340919	15179	32,880	49,220	(16,340)	-49.7%	COPR	HORWITH	CHUX137
08/23/06	09/25/06	NJA5340920	15180	32,880	52,540	(19,660)	-59.8%	COPR	HORWITH	CHUX137
08/23/06	09/25/06	NJA5340921	15181	38,500	50,860	(12,360)	-32.1%	COPR	HORWITH	CHUX139
08/23/06	09/25/06	NJA5340922	15182	37,980	50,260	(12,280)	-32.3%	COPR	HORWITH	CHUX139
08/23/06	09/25/06	NJA5340923	15183	76,360	50,340	26,020	34.1%	COPR	HORWITH	CHUX139
08/23/06	09/25/06	NJA5340924	15184	37,960	49,500	(11,540)	-30.4%	COPR	HORWITH	CHUX139
08/23/06	09/26/06	NJA5340925	15185	32,360	50,740	(18,380)	-56.8%	COPR	HORWITH	JTLX30174
08/23/06	09/26/06	NJA5340926	15186	66,420	49,840	16,580	25.0%	COPR	HORWITH	JTLX30174
08/23/06	09/26/06	NJA5340927	15187	67,420	50,720	16,700	24.8%	COPR	HORWITH	JTLX30174
08/23/06	09/26/06	NJA5340928	15188	38,500	50,240	(11,740)	-30.5%	COPR	HORWITH	JTLX30174
08/24/06	09/26/06	NJA5340929	15189	69,560	50,280	19,280	27.7%	COPR	HORWITH	JTLX30131
08/24/06	09/26/06	NJA5340930	15190	34,900	50,400	(15,500)	-44.4%	COPR	HORWITH	JTLX30131
08/24/06	09/25/06	NJA5340931	15191	37,420	47,980	(10,560)	-28.2%	COPR	HORWITH	NDYX316151
08/24/06	09/25/06	NJA5340932	15192	67,360	48,880	18,480	27.4%	COPR	HORWITH	NDYX316151
08/24/06	09/26/06	NJA5340933	15193	77,120	50,800	26,320	34.1%	COPR	HORWITH	JTLX30131
08/24/06	09/26/06	NJA5340934	15194	19,900	51,500	(31,600)	-158.8%	COPR	HORWITH	JTLX30131
08/24/06	09/25/06	NJA5340935	15195	66,860	48,700	18,160	27.2%	COPR	HORWITH	NDYX316151
08/24/06	09/25/06	NJA5340936	15196	15,600	48,460	(32,860)	-210.6%	COPR	HORWITH	NDYX316151
08/24/06	09/25/06	NJA5340937	15197	56,620	48,300	8,320	14.7%	COPR	HORWITH	NDYX316221
08/24/06	09/25/06	NJA5340938	15198	76,520	49,180	27,340	35.7%	COPR	HORWITH	NDYX316221
08/24/06	09/25/06	NJA5340939	15199	33,640	49,120	(15,480)	-46.0%	COPR	HORWITH	NDYX316221
08/24/06	09/26/06	NJA5340940	15200	38,080	50,680	(12,600)	-33.1%	COPR	HORWITH	JTLX30135
08/24/06	09/26/06	NJA5340941	15201	76,060	50,600	25,460	33.5%	COPR	HORWITH	JTLX30135
08/24/06	09/26/06	NJA5340942	15202	66,820	51,280	15,540	23.3%	COPR	HORWITH	JTLX30135
08/24/06	10/11/06	NJA5340943	15203	44,380	51,740	(7,360)	-16.6%	COPR	HORWITH	JTLX30130
08/24/06	09/26/06	NJA5340944	15204	30,620	49,960	(19,340)	-63.2%	COPR	HORWITH	JTLX30135
08/24/06	09/25/06	NJA5340945	15205	33,620	48,120	(14,500)	-43.1%	COPR	HORWITH	NDYX316221
08/24/06	10/11/06	NJA5340946	15206	45,500	48,880	(3,380)	-7.4%	COPR	HORWITH	NDYX316090
08/24/06	10/11/06	NJA5340947	15207	69,660	50,180	19,480	28.0%	COPR	HORWITH	JTLX30130
08/24/06	10/11/06	NJA5340948	15208	77,440	50,740	26,700	34.5%	COPR	HORWITH	JTLX30130
08/24/06	10/11/06	NJA5340949	15209	11,480	52,880	(41,400)	-360.6%	COPR	HORWITH	JTLX30130
08/24/06	10/11/06	NJA5340950	15210	62,100	47,620	14,480	23.3%	COPR	HORWITH	NDYX316090
08/24/06	10/11/06	NJA5340951	15211	67,720	47,940	19,780	29.2%	COPR	HORWITH	NDYX316090
08/24/06	10/11/06	NJA5340952	15212	14,840	49,600	(34,760)	-234.2%	COPR	HORWITH	NDYX316090
08/24/06	09/25/06	NJA5340953	15213	14,760	50,040	(35,280)	-239.0%	COPR	HORWITH	CHUX151
08/24/06	10/03/06	NJA5340954	15214	38,740	49,300	(10,560)	-27.3%	COPR	HORWITH	NDYX316081

HONEYWELL SA-7 USE HAZARDOUS WASTE TRACKING (2006)										
Date Shipped	Date of Return Manifest	State Manifest	Man. Doc #	Facilty Manifest Weight (lbs)	Estimated Weight (lbs)	Manifest - Estimate (lbs)	Man. - Estimate (%)	Material	Transporter	RAILCAR #
08/24/06	09/25/06	NJA5340955	15215	60,680	51,100	9,580	15.8%	COPR	HORWITH	CHUX151
08/24/06	09/25/06	NJA5340956	15216	69,860	50,300	19,560	28.0%	COPR	HORWITH	CHUX151
08/24/06	10/03/06	NJA5340957	15217	76,080	49,560	26,520	34.9%	COPR	HORWITH	NDYX316081
08/24/06	09/25/06	NJA5340958	15218	55,760	51,760	4,000	7.2%	COPR	HORWITH	CHUX151
08/24/06	09/25/06	NJA5340959	15219	12,240	51,100	(38,860)	-317.5%	COPR	HORWITH	CHUX140
08/24/06	09/25/06	NJA5340960	15220	68,100	47,480	20,620	30.3%	COPR	HORWITH	NDYX316022
08/24/06	10/03/06	NJA5340961	15221	68,640	46,800	21,840	31.8%	COPR	HORWITH	NDYX316081
08/24/06	09/25/06	NJA5340962	15222	77,040	50,840	26,200	34.0%	COPR	HORWITH	CHUX140
08/24/06	09/25/06	NJA5340963	15223	76,620	50,620	26,000	33.9%	COPR	HORWITH	CHUX140
08/24/06	09/25/06	NJA5340964	15224	39,880	50,760	(10,880)	-27.3%	COPR	HORWITH	CHUX140
08/24/06	10/03/06	NJA5340965	15225	8,940	50,000	(41,060)	-459.3%	COPR	HORWITH	NDYX316081
08/24/06	09/26/06	NJA5340966	15226	65,020	51,280	13,740	21.1%	COPR	HORWITH	JTLX265
08/24/06	09/26/06	NJA5340967	15227	76,380	51,340	25,040	32.8%	COPR	HORWITH	JTLX265
08/24/06	09/26/06	NJA5340968	15228	33,580	50,640	(17,060)	-50.8%	COPR	HORWITH	JTLX265
08/24/06	09/26/06	NJA5340969	15229	33,580	51,580	(18,000)	-53.6%	COPR	HORWITH	JTLX265
08/24/06	09/25/06	NJA5340970	15230	67,840	49,740	18,100	26.7%	COPR	HORWITH	NDYX316022
08/24/06	09/26/06	NJA5340971	15231	52,640	50,640	2,000	3.8%	COPR	HORWITH	JTLX30126
08/24/06	09/26/06	NJA5340972	15232	67,340	50,740	16,600	24.7%	COPR	HORWITH	JTLX30126
08/24/06	09/26/06	NJA5340973	15233	68,140	51,180	16,960	24.9%	COPR	HORWITH	JTLX30126
08/24/06	09/25/06	NJA5340974	15234	26,180	49,980	(23,800)	-90.9%	COPR	HORWITH	NDYX316022
08/24/06	09/26/06	NJA5340975	15235	16,860	52,060	(35,200)	-208.8%	COPR	HORWITH	JTLX30126
08/24/06	09/25/06	NJA5340976	15236	48,080	50,160	(2,080)	-4.3%	COPR	HORWITH	CHUX186
08/24/06	09/25/06	NJA5340977	15237	26,180	49,460	(23,280)	-88.9%	COPR	HORWITH	NDYX316022
08/25/06	09/25/06	NJA5340978	15238	36,820	50,580	(13,760)	-37.4%	COPR	HORWITH	NDYX320318
08/25/06	09/25/06	NJA5340979	15239	67,220	51,200	16,020	23.8%	COPR	HORWITH	NDYX320318
08/25/06	09/25/06	NJA5340980	15240	68,080	50,360	17,720	26.0%	COPR	HORWITH	NDYX320318
08/25/06	09/26/06	NJA5340981	15241	42,500	50,900	(8,400)	-19.8%	COPR	HORWITH	JTLX30138
08/25/06	09/25/06	NJA5340982	15242	27,180	50,060	(22,880)	-84.2%	COPR	HORWITH	NDYX320318
08/25/06	09/26/06	NJA5340983	15243	59,820	50,260	9,560	16.0%	COPR	HORWITH	JTLX30138
08/25/06	09/26/06	NJA5340984	15244	67,800	50,080	17,720	26.1%	COPR	HORWITH	JTLX30138
08/25/06	09/26/06	NJA5340985	15245	29,480	50,740	(21,260)	-72.1%	COPR	HORWITH	JTLX30138
08/25/06	09/25/06	NJA5340986	15246	76,660	50,520	26,140	34.1%	COPR	HORWITH	CHUX186
08/25/06	09/25/06	NJA5340987	15247	38,280	49,940	(11,660)	-30.5%	COPR	HORWITH	CHUX186
08/25/06	09/25/06	NJA5340988	15248	38,280	51,880	(13,600)	-35.5%	COPR	HORWITH	CHUX186
08/25/06	09/26/06	NJA5340989	15249	67,360	49,160	18,200	27.0%	COPR	HORWITH	JTLX30152
08/25/06	09/26/06	NJA5340990	15250	68,520	50,800	17,720	25.9%	COPR	HORWITH	JTLX30152
08/25/06	10/03/06	NJA5340991	15251	50,540	49,360	1,180	2.3%	COPR	HORWITH	NDYX316031
08/25/06	09/26/06	NJA5340992	15252	34,980	50,860	(15,880)	-45.4%	COPR	HORWITH	JTLX30152
08/25/06	10/03/06	NJA5340993	15253	67,600	48,320	19,280	28.5%	COPR	HORWITH	NDYX316031
08/25/06	10/03/06	NJA5340994	15254	33,300	48,140	(14,840)	-44.6%	COPR	HORWITH	NDYX316031
08/25/06	09/26/06	NJA5340995	15255	34,960	51,880	(16,920)	-48.4%	COPR	HORWITH	JTLX30152
08/25/06	10/03/06	NJA5340996	15256	33,280	48,300	(15,020)	-45.1%	COPR	HORWITH	NDYX316031
08/25/06	10/03/06	NJA5340997	15257	60,080	50,420	9,660	16.1%	COPR	HORWITH	JTLX151
08/25/06	10/03/06	NJA5340998	15258	68,100	50,160	17,940	26.3%	COPR	HORWITH	JTLX151
08/25/06	10/03/06	NJA5340999	15259	35,360	50,400	(15,040)	-42.5%	COPR	HORWITH	JTLX151
08/25/06	10/03/06	NJA5341000	15260	35,340	50,500	(15,160)	-42.9%	COPR	HORWITH	JTLX151
08/25/06	10/03/06	NJA5341001	15261	6,140	51,820	(45,680)	-744.0%	COPR	HORWITH	NDYX320471
08/25/06	10/03/06	NJA5341002	15262	76,920	49,120	27,800	36.1%	COPR	HORWITH	NDYX320471
08/25/06	10/03/06	NJA5341003	15263	76,720	51,060	25,660	33.4%	COPR	HORWITH	NDYX320471
08/25/06	10/03/06	NJA5341004	15264	67,420	49,300	18,120	26.9%	COPR	HORWITH	NDYX316184
08/25/06	10/03/06	NJA5341005	15265	42,260	50,660	(8,400)	-19.9%	COPR	HORWITH	NDYX320471
08/25/06	10/11/06	NJA5341006	15266	24,820	51,120	(26,300)	-106.0%	COPR	HORWITH	CHUX176
08/25/06	10/11/06	NJA5341007	15267	68,380	52,040	16,340	23.9%	COPR	HORWITH	CHUX176
08/25/06	09/26/06	NJA5341008	15268	61,120	49,460	11,660	19.1%	COPR	HORWITH	CHUX201
08/25/06	10/03/06	NJA5341009	15269	67,760	47,920	19,840	29.3%	COPR	HORWITH	NDYX316184
08/25/06	10/11/06	NJA5341010	15270	67,260	49,500	17,760	26.4%	COPR	HORWITH	CHUX176
08/25/06	10/11/06	NJA5341011	15271	42,240	51,000	(8,760)	-20.7%	COPR	HORWITH	CHUX176
08/25/06	10/03/06	NJA5341012	15272	16,440	50,980	(34,540)	-210.1%	COPR	HORWITH	JTLX30132
08/25/06	10/03/06	NJA5341013	15273	70,780	51,240	19,540	27.6%	COPR	HORWITH	JTLX30132
08/25/06	10/03/06	NJA5341014	15274	76,900	49,860	27,040	35.2%	COPR	HORWITH	JTLX30132
08/25/06	10/03/06	NJA5341015	15275	39,180	48,980	(9,800)	-25.0%	COPR	HORWITH	JTLX30132
08/25/06	10/03/06	NJA5341016	15276	37,240	50,500	(13,260)	-35.6%	COPR	HORWITH	JTLX30108
08/25/06	10/03/06	NJA5341017	15277	76,160	50,200	25,960	34.1%	COPR	HORWITH	JTLX30108
08/25/06	10/03/06	NJA5341018	15278	67,060	49,520	17,540	26.2%	COPR	HORWITH	JTLX30108
08/25/06	10/03/06	NJA5341019	15279	17,180	52,060	(34,880)	-203.0%	COPR	HORWITH	JTLX30108
08/25/06	10/03/06	NJA5341020	15280	51,500	51,780	(280)	-0.5%	COPR	HORWITH	NDYX320337
08/25/06	10/03/06	NJA5341021	15281	60,080	51,120	8,960	14.9%	COPR	HORWITH	NDYX320337
08/25/06	10/03/06	NJA5341022	15282	70,180	49,360	20,820	29.7%	COPR	HORWITH	NDYX320337
08/25/06	10/03/06	NJA5341023	15283	32,240	48,240	(16,000)	-49.6%	COPR	HORWITH	NDYX316184
08/25/06	10/03/06	NJA5341024	15284	18,480	50,060	(31,580)	-170.9%	COPR	HORWITH	NDYX320337
08/25/06	10/03/06	NJA5341025	15285	32,240	48,600	(16,360)	-50.7%	COPR	HORWITH	NDYX316184
08/28/06	10/03/06	NJA5341026	15286	52,480	50,480	2,000	3.8%	COPR	HORWITH	NDYX320437
08/28/06	10/03/06	NJA5341027	15287	16,920	47,900	(30,980)	-183.1%	COPR	HORWITH	NDYX316132
08/28/06	10/03/06	NJA5341028	15288	66,940	51,180	15,760	23.5%	COPR	HORWITH	NDYX320437

HONEYWELL SA-7 USE HAZARDOUS WASTE TRACKING (2006)										
Date Shipped	Date of Return Manifest	State Manifest	Man. Doc #	Facilty Manifest Weight (lbs)	Estimated Weight (lbs)	Manifest - Estimate (lbs)	Man. - Estimate (%)	Material	Transporter	RAILCAR #
08/28/06	10/03/06	NJA5341029	15289	14,540	50,120	(35,580)	-244.7%	COPR	HORWITH	NDYX320437
08/28/06	10/03/06	NJA5341030	15290	66,380	50,900	15,480	23.3%	COPR	HORWITH	NDYX320437
08/28/06	10/03/06	NJA5341031	15291	51,520	50,260	1,260	2.4%	COPR	HORWITH	JTLX30119
08/28/06	10/03/06	NJA5341032	15292	76,420	49,160	27,260	35.7%	COPR	HORWITH	NDYX316132
08/28/06	10/03/06	NJA5341033	15293	69,020	49,240	19,780	28.7%	COPR	HORWITH	NDYX316132
08/28/06	10/03/06	NJA5341034	15294	30,680	49,940	(19,260)	-62.8%	COPR	HORWITH	NDYX316132
08/28/06	10/03/06	NJA5341035	15295	67,520	51,720	15,800	23.4%	COPR	HORWITH	JTLX30119
08/28/06	10/03/06	NJA5341036	15296	38,280	49,800	(11,520)	-30.1%	COPR	HORWITH	JTLX30119
08/28/06	10/03/06	NJA5341037	15297	38,300	50,920	(12,620)	-33.0%	COPR	HORWITH	JTLX30119
08/28/06	10/03/06	NJA5341038	15298	67,440	50,220	17,220	25.5%	COPR	HORWITH	CHUX162
08/28/06	10/03/06	NJA5341039	15299	76,260	49,760	26,500	34.7%	COPR	HORWITH	CHUX162
08/28/06	10/03/06	NJA5341040	15300	30,000	50,120	(20,120)	-67.1%	COPR	HORWITH	CHUX162
08/28/06	10/03/06	NJA5341041	15301	46,020	48,800	(2,780)	-6.0%	COPR	HORWITH	NDYX316144
08/28/06	10/03/06	NJA5341042	15302	30,020	49,660	(19,640)	-65.4%	COPR	HORWITH	CHUX162
08/28/06	10/03/06	NJA5341043	15303	68,460	49,580	18,880	27.6%	COPR	HORWITH	NDYX316144
08/28/06	10/03/06	NJA5341044	15304	66,900	49,420	17,480	26.1%	COPR	HORWITH	NDYX316144
08/28/06	10/03/06	NJA5341045	15305	12,520	47,100	(34,580)	-276.2%	COPR	HORWITH	NDYX316144
08/28/06	10/03/06	NJA5341046	15306	53,380	47,280	6,100	11.4%	COPR	HORWITH	NDYX316211
08/28/06	10/03/06	NJA5341047	15307	66,580	48,160	18,420	27.7%	COPR	HORWITH	NDYX316211
08/28/06	09/26/06	NJA5341049	15308	27,380	49,240	(21,860)	-79.8%	COPR	HORWITH	JTLX30113
08/28/06	10/03/06	NJA5341050	15309	66,680	48,860	17,820	26.7%	COPR	HORWITH	NDYX316211
08/28/06	10/03/06	NJA5341051	15310	3,840	48,540	(44,700)	-1164.1%	COPR	HORWITH	NDYX316211
08/28/06	10/03/06	NJA5341053	15311	73,000	51,440	21,560	29.5%	COPR	HORWITH	JTLX283
08/28/06	09/26/06	NJA5341054	15312	34,040	48,800	(14,760)	-43.4%	COPR	HORWITH	CHUX201
08/28/06	10/03/06	NJA5341055	15313	27,680	50,700	(23,020)	-83.2%	COPR	HORWITH	JTLX283
08/28/06	10/03/06	NJA5341056	15314	76,280	50,520	25,760	33.8%	COPR	HORWITH	JTLX283
08/28/06	10/03/06	NJA5341057	15315	27,660	50,980	(23,320)	-84.3%	COPR	HORWITH	JTLX283
08/28/06	10/03/06	NJA5341058	15316	37,240	50,440	(13,200)	-35.4%	COPR	HORWITH	JTLX30165
08/28/06	10/03/06	NJA5341059	15317	68,380	49,380	19,000	27.8%	COPR	HORWITH	JTLX30165
08/28/06	10/03/06	NJA5341060	15318	67,300	49,960	17,340	25.8%	COPR	HORWITH	JTLX30165
08/28/06	10/03/06	NJA5341061	15319	28,480	52,040	(23,560)	-82.7%	COPR	HORWITH	JTLX30165
08/28/06	09/26/06	NJA5341063	15320	33,400	50,460	(17,060)	-51.1%	COPR	HORWITH	CHUX205
08/28/06	09/26/06	NJA5341064	15321	68,200	51,660	16,540	24.3%	COPR	HORWITH	CHUX205
08/28/06	09/26/06	NJA5341065	15322	77,160	50,300	26,860	34.8%	COPR	HORWITH	CHUX205
08/28/06	09/26/06	NJA5341066	15323	25,200	51,660	(26,460)	-105.0%	COPR	HORWITH	CHUX205
08/28/06	09/26/06	NJA5341067	15324	51,140	50,880	260	0.5%	COPR	HORWITH	CHUX129
08/28/06	09/26/06	NJA5341068	15325	77,520	50,340	27,180	35.1%	COPR	HORWITH	CHUX129
08/28/06	09/26/06	NJA5341069	15326	67,140	50,740	16,400	24.4%	COPR	HORWITH	CHUX129
08/28/06	09/26/06	NJA5341070	15327	7,440	52,540	(45,100)	-606.2%	COPR	HORWITH	CHUX129
08/28/06	09/26/06	NJA5341071	15328	60,220	50,560	9,660	16.0%	COPR	HORWITH	JTLX276
08/28/06	09/26/06	NJA5341072	15329	68,680	49,740	18,940	27.6%	COPR	HORWITH	JTLX276
08/28/06	09/26/06	NJA5341073	15330	34,210	48,080	(13,870)	-40.5%	COPR	HORWITH	JTLX276
08/28/06	09/26/06	NJA5341074	15331	34,210	50,100	(15,890)	-46.4%	COPR	HORWITH	JTLX276
08/28/06	09/26/06	NJA5341075	15332	67,400	49,880	17,520	26.0%	COPR	HORWITH	CHUX201
08/28/06	09/26/06	NJA5341076	15333	34,800	50,100	(15,300)	-44.0%	COPR	HORWITH	CHUX201
08/29/06	09/26/06	NJA5341077	15334	39,660	51,400	(11,740)	-29.6%	COPR	HORWITH	JTLX30113
08/29/06	09/26/06	NJA5081507	15335	68,780	50,680	18,100	26.3%	COPR	HORWITH	JTLX30113
08/29/06	10/11/06	NJA5341078	15336	76,980	48,860	28,120	36.5%	COPR	HORWITH	NDYX316128
08/29/06	10/03/06	NJA5341079	15337	28,720	50,440	(21,720)	-75.6%	COPR	HORWITH	JTLX80
08/29/06	10/03/06	NJA5341080	15338	77,000	51,740	25,260	32.8%	COPR	HORWITH	JTLX30104
08/29/06	10/03/06	NJA5341081	15339	60,060	51,800	8,260	13.8%	COPR	HORWITH	JTLX80
08/29/06	10/03/06	NJA5341082	15340	76,560	51,080	25,480	33.3%	COPR	HORWITH	JTLX30104
08/29/06	10/03/06	NJA5341083	15341	24,340	50,420	(26,080)	-107.1%	COPR	HORWITH	JTLX30104
08/29/06	10/11/06	NJA5341084	15342	8,500	49,340	(40,840)	-480.5%	COPR	HORWITH	NDYX316128
08/29/06	10/03/06	NJA5341085	15343	54,660	51,160	3,500	6.4%	COPR	HORWITH	JTLX80
08/29/06	10/03/06	NJA5341086	15344	24,340	50,240	(25,900)	-106.4%	COPR	HORWITH	JTLX30104
08/29/06	10/03/06	NJA5341087	15345	59,920	50,800	9,120	15.2%	COPR	HORWITH	JTLX80
08/29/06	09/26/06	NJA5341088	15346	66,980	50,820	16,160	24.1%	COPR	HORWITH	JTLX30113
08/29/06	10/03/06	NJA5341089	15347	77,220	51,400	25,820	33.4%	COPR	HORWITH	CHUX165
08/29/06	10/11/06	NJA5341090	15348	26,320	46,640	(20,320)	-77.2%	COPR	HORWITH	NDYX316128
08/29/06	10/03/06	NJA5341091	15349	36,200	49,680	(13,480)	-37.2%	COPR	HORWITH	NDYX316078
08/29/06	10/03/06	NJA5341092	15350	12,820	50,300	(37,480)	-292.4%	COPR	HORWITH	CHUX165
08/29/06	10/03/06	NJA5341093	15351	61,580	51,120	10,460	17.0%	COPR	HORWITH	CHUX165
08/29/06	10/03/06	NJA5341094	15352	52,800	51,820	980	1.9%	COPR	HORWITH	CHUX165
08/29/06	10/11/06	NJA5341095	15353	78,040	47,980	30,060	38.5%	COPR	HORWITH	NDYX316128
08/29/06	10/03/06	NJA5341096	15354	61,360	48,500	12,860	21.0%	COPR	HORWITH	NDYX316078
08/29/06	10/03/06	NJA5341097	15355	60,980	49,580	11,400	18.7%	COPR	HORWITH	NDYX316078
08/29/06	10/03/06	NJA5341098	15356	67,380	49,020	18,360	27.2%	COPR	HORWITH	NDYX316140
08/29/06	10/03/06	NJA5341099	15357	39,280	47,820	(8,540)	-21.7%	COPR	HORWITH	NDYX316078
08/29/06	10/03/06	NJA5341100	15358	37,720	49,660	(11,940)	-31.7%	COPR	HORWITH	NDYX316140
08/29/06	10/03/06	NJA5341101	15359	23,720	49,840	(26,120)	-110.1%	COPR	HORWITH	CHUX146
08/29/06	10/03/06	NJA5341102	15360	69,060	49,480	19,580	28.4%	COPR	HORWITH	NDYX316140
08/29/06	10/03/06	NJA5341103	15361	76,260	49,920	26,340	34.5%	COPR	HORWITH	CHUX146
08/29/06	10/03/06	NJA5341104	15362	67,480	51,280	16,200	24.0%	COPR	HORWITH	CHUX146

HONEYWELL SA-7 USE HAZARDOUS WASTE TRACKING (2006)										
Date Shipped	Date of Return Manifest	State Manifest	Man. Doc #	Facilty Manifest Weight (lbs)	Estimated Weight (lbs)	Manifest - Estimate (lbs)	Man. - Estimate (%)	Material	Transporter	RAILCAR #
08/29/06	10/03/06	NJA5341105	15363	31,800	50,920	(19,120)	-60.1%	COPR	HORWITH	CHUX146
08/29/06	10/03/06	NJA5341106	15364	24,680	48,720	(24,040)	-97.4%	COPR	HORWITH	NDYX316140
08/29/06	10/03/06	NJA5341107	15365	56,420	48,400	8,020	14.2%	COPR	HORWITH	NDYX316002
08/29/06	10/03/06	NJA5341108	15366	69,440	50,100	19,340	27.9%	COPR	HORWITH	JTLX30120
08/29/06	10/03/06	NJA5341109	15367	17,720	51,100	(33,380)	-188.4%	COPR	HORWITH	JTLX30120
08/29/06	10/03/06	NJA5341110	15368	76,200	50,480	25,720	33.8%	COPR	HORWITH	JTLX30120
08/29/06	10/03/06	NJA5341111	15369	30,820	50,120	(19,300)	-62.6%	COPR	HORWITH	JTLX30120
08/29/06	10/03/06	NJA5341112	15370	76,080	50,840	25,240	33.2%	COPR	HORWITH	CEFX35244
08/29/06	10/03/06	NJA5341113	15371	67,500	50,580	16,920	25.1%	COPR	HORWITH	CEFX35244
08/29/06	10/03/06	NJA5341114	15372	77,080	48,800	28,280	36.7%	COPR	HORWITH	NDYX316002
08/29/06	10/03/06	NJA5341115	15373	25,220	50,100	(24,880)	-98.7%	COPR	HORWITH	CEFX35244
08/29/06	10/03/06	NJA5341116	15374	25,220	49,880	(24,660)	-97.8%	COPR	HORWITH	CEFX35244
08/29/06	10/03/06	NJA5341117	15375	33,400	49,600	(16,200)	-48.5%	COPR	HORWITH	NDYX316002
08/29/06	10/30/06	NJA5341118	15376	36,360	50,420	(14,060)	-38.7%	COPR	HORWITH	JTLX4051
08/29/06	10/30/06	NJA5341119	15377	68,400	51,200	17,200	25.1%	COPR	HORWITH	JTLX4051
08/29/06	10/03/06	NJA5341120	15378	33,380	49,360	(15,980)	-47.9%	COPR	HORWITH	NDYX316002
08/29/06	10/30/06	NJA5341121	15379	36,840	50,360	(13,520)	-36.7%	COPR	HORWITH	CHUX167
08/29/06	10/30/06	NJA5341122	15380	66,600	50,600	16,000	24.0%	COPR	HORWITH	JTLX4051
08/29/06	10/30/06	NJA5341123	15381	68,180	50,760	17,420	25.6%	COPR	HORWITH	CHUX167
08/29/06	10/30/06	NJA5341124	15382	26,720	50,500	(23,780)	-89.0%	COPR	HORWITH	JTLX4051
08/30/06	10/03/06	NJA5341125	15383	6,120	50,920	(44,800)	-732.0%	COPR	HORWITH	CHUX149
08/30/06	10/03/06	NJA5341126	15384	67,120	49,940	17,180	25.6%	COPR	HORWITH	CHUX149
08/30/06	10/03/06	NJA5341127	15385	76,620	50,660	25,960	33.9%	COPR	HORWITH	CHUX149
08/30/06	10/03/06	NJA5341128	15386	46,980	50,180	(3,200)	-6.8%	COPR	HORWITH	CHUX149
08/30/06	10/30/06	NJA5341129	15387	67,180	50,300	16,880	25.1%	COPR	HORWITH	CHUX167
08/30/06	10/30/06	NJA5341130	15388	30,960	50,700	(19,740)	-63.8%	COPR	HORWITH	CHUX167
08/30/06	10/11/06	NJA5341131	15389	37,560	51,200	(13,640)	-36.3%	COPR	HORWITH	CHUX115
08/30/06	10/11/06	NJA5341132	15390	67,700	49,360	18,340	27.1%	COPR	HORWITH	CHUX115
08/30/06	10/11/06	NJA5341133	15391	67,440	51,580	15,860	23.5%	COPR	HORWITH	CHUX115
08/30/06	10/03/06	NJA5341134	15392	67,140	49,700	17,440	26.0%	COPR	HORWITH	JTLX30111
08/30/06	10/11/06	NJA5341135	15393	21,560	50,220	(28,660)	-132.9%	COPR	HORWITH	CHUX115
08/30/06	10/03/06	NJA5341136	15394	21,120	49,940	(28,820)	-136.5%	COPR	HORWITH	JTLX30111
08/30/06	10/03/06	NJA5341137	15395	68,780	50,180	18,600	27.0%	COPR	HORWITH	JTLX30111
08/30/06	10/03/06	NJA5341138	15396	39,200	49,100	(9,900)	-25.3%	COPR	HORWITH	JTLX30111
08/30/06	10/03/06	NJA5341139	15397	22,060	50,300	(28,240)	-128.0%	COPR	HORWITH	CHUX185
08/30/06	10/03/06	NJA5341140	15398	76,720	51,040	25,680	33.5%	COPR	HORWITH	CHUX185
08/30/06	10/03/06	NJA5341141	15399	76,240	50,420	25,820	33.9%	COPR	HORWITH	CHUX185
08/30/06	10/03/06	NJA5341142	15400	23,720	49,560	(25,840)	-108.9%	COPR	HORWITH	CHUX185
08/30/06	10/03/06	NJA5341143	15401	76,580	51,200	25,380	33.1%	COPR	HORWITH	CHUX229
08/30/06	10/03/06	NJA5341144	15402	52,780	46,860	5,920	11.2%	COPR	HORWITH	NDYX316026
08/30/06	10/03/06	NJA5341145	15403	67,200	46,900	20,300	30.2%	COPR	HORWITH	NDYX316026
08/30/06	10/03/06	NJA5341146	15404	34,420	49,420	(15,000)	-43.6%	COPR	HORWITH	NDYX316026
08/30/06	10/03/06	NJA5341147	15405	34,420	48,780	(14,360)	-41.7%	COPR	HORWITH	NDYX316026
08/30/06	10/03/06	NJA5341148	15406	67,280	51,100	16,180	24.0%	COPR	HORWITH	CHUX229
08/30/06	10/03/06	NJA5341149	15407	26,740	50,300	(23,560)	-88.1%	COPR	HORWITH	CHUX229
08/30/06	10/03/06	NJA5341150	15408	26,740	50,040	(23,300)	-87.1%	COPR	HORWITH	CHUX229
08/30/06	10/03/06	NJA5341151	15409	68,580	50,180	18,400	26.8%	COPR	HORWITH	CHUX239
08/30/06	10/03/06	NJA5341152	15410	22,920	48,680	(25,760)	-112.4%	COPR	HORWITH	CHUX239
08/30/06	10/03/06	NJA5341153	15411	68,760	49,600	19,160	27.9%	COPR	HORWITH	CHUX239
08/30/06	10/03/06	NJA5341154	15412	33,340	50,020	(16,680)	-50.0%	COPR	HORWITH	CHUX239
08/30/06	10/03/06	NJA5341155	15413	38,380	51,520	(13,140)	-34.2%	COPR	HORWITH	JTLX30110
08/30/06	10/03/06	NJA5341156	15414	76,220	51,360	24,860	32.6%	COPR	HORWITH	JTLX30110
08/30/06	10/03/06	NJA5341157	15415	76,280	52,200	24,080	31.6%	COPR	HORWITH	JTLX30110
08/30/06	10/03/06	NJA5341158	15416	13,240	50,820	(37,580)	-283.8%	COPR	HORWITH	JTLX30110
08/30/06	10/03/06	NJA5341159	15417	56,760	49,020	7,740	13.6%	COPR	HORWITH	JTLX30142
08/30/06	10/03/06	NJA5341160	15418	77,020	50,520	26,500	34.4%	COPR	HORWITH	JTLX30142
08/30/06	10/03/06	NJA5341161	15419	33,520	50,760	(17,240)	-51.4%	COPR	HORWITH	JTLX30142
08/30/06	10/03/06	NJA5341162	15420	33,520	51,360	(17,840)	-53.2%	COPR	HORWITH	JTLX30142
08/30/06	10/03/06	NJA5341163	15421	68,380	51,700	16,680	24.4%	COPR	HORWITH	CHUX178
08/30/06	10/03/06	NJA5341164	15422	58,500	49,420	9,080	15.5%	COPR	HORWITH	CHUX178
08/30/06	10/03/06	NJA5341165	15423	38,560	51,060	(12,500)	-32.4%	COPR	HORWITH	CHUX178
08/30/06	10/03/06	NJA5341166	15424	39,280	49,780	(10,500)	-26.7%	COPR	HORWITH	CHUX178
08/30/06	10/03/06	NJA5341167	15425	76,000	48,900	27,100	35.7%	COPR	HORWITH	CHUX225
08/30/06	10/03/06	NJA5341168	15426	66,820	51,640	15,180	22.7%	COPR	HORWITH	CHUX225
08/30/06	10/03/06	NJA5341169	15427	46,920	50,280	(3,360)	-7.2%	COPR	HORWITH	CHUX225
08/30/06	10/03/06	NJA5341170	15428	9,140	50,460	(41,320)	-452.1%	COPR	HORWITH	CHUX225
08/30/06	10/03/06	NJA5341171	15429	22,080	50,080	(28,000)	-126.8%	COPR	HORWITH	JTLX156
08/30/06	10/03/06	NJA5341172	15430	75,860	52,580	23,280	30.7%	COPR	HORWITH	JTLX156
08/30/06	10/03/06	NJA5341173	15431	66,940	51,140	15,800	23.6%	COPR	HORWITH	JTLX156
08/30/06	10/03/06	NJA5341174	15432	36,400	50,900	(14,500)	-39.8%	COPR	HORWITH	JTLX156
08/31/06	09/25/06	NJA5341175	15433	52,420	48,600	3,820	7.3%	COPR	HORWITH	NDYX316072
08/31/06	10/03/06	NJA5341176	15434	39,440	51,360	(11,920)	-30.2%	COPR	HORWITH	CHUX231
08/31/06	09/25/06	NJA5341177	15435	48,860	46,860	2,000	4.1%	COPR	HORWITH	NDYX316045
08/31/06	10/03/06	NJA5341178	15436	68,320	51,160	17,160	25.1%	COPR	HORWITH	CHUX231

Honeywell

HONEYWELL SA-7 USE HAZARDOUS WASTE TRACKING (2006)										
Date Shipped	Date of Return Manifest	State Manifest	Man. Doc #	Facilty Manifest Weight (lbs)	Estimated Weight (lbs)	Manifest - Estimate (lbs)	Man. - Estimate (%)	Material	Transporter	RAILCAR #
08/31/06	10/03/06	NJA5341179	15437	27,300	51,320	(24,020)	-88.0%	COPR	HORWITH	CHUX231
08/31/06	10/03/06	NJA5341180	15438	66,480	51,280	15,200	22.9%	COPR	HORWITH	CHUX231
08/31/06	10/03/06	NJA5341181	15439	68,580	51,780	16,800	24.5%	COPR	HORWITH	CHUX215
08/31/06	10/03/06	NJA5341182	15440	21,520	51,720	(30,200)	-140.3%	COPR	HORWITH	CHUX215
08/31/06	09/25/06	NJA5341183	15441	66,580	49,720	16,860	25.3%	COPR	HORWITH	NDYX316072
08/31/06	10/03/06	NJA5341184	15442	68,260	51,520	16,740	24.5%	COPR	HORWITH	CHUX215
08/31/06	10/03/06	NJA5341185	15443	47,540	52,120	(4,580)	-9.6%	COPR	HORWITH	CHUX215
08/31/06	10/03/06	NJA5341186	15444	26,200	52,440	(26,240)	-100.2%	COPR	HORWITH	DJLX98504
08/31/06	10/03/06	NJA5341187	15445	66,540	51,480	15,060	22.6%	COPR	HORWITH	DJLX98504
08/31/06	10/03/06	NJA5341188	15446	68,080	50,540	17,540	25.8%	COPR	HORWITH	DJLX98504
08/31/06	09/25/06	NJA5341189	15447	75,920	51,720	24,200	31.9%	COPR	HORWITH	NDYX316045
08/31/06	09/25/06	NJA5341190	15448	33,480	51,080	(17,600)	-52.6%	COPR	HORWITH	NDYX316045
08/31/06	09/25/06	NJA5341191	15449	33,480	43,600	(10,120)	-30.2%	COPR	HORWITH	NDYX316045
08/31/06	09/25/06	NJA5341192	15450	60,360	45,360	15,000	24.9%	COPR	HORWITH	NDYX316072
08/31/06	09/25/06	NJA5341193	15451	11,460	50,320	(38,860)	-339.1%	COPR	HORWITH	NDYX316072
08/31/06	10/03/06	NJA5341194	15452	43,600	51,200	(7,600)	-17.4%	COPR	HORWITH	DJLX98504
08/31/06	10/03/06	NJA5341195	15453	76,220	50,760	25,460	33.4%	COPR	HORWITH	CHUX155
08/31/06	10/03/06	NJA5341196	15454	25,620	49,420	(23,800)	-92.9%	COPR	HORWITH	CHUX155
08/31/06	10/03/06	NJA5341197	15455	76,280	49,460	26,820	35.2%	COPR	HORWITH	CHUX155
08/31/06	10/03/06	NJA5341198	15456	22,120	51,300	(29,180)	-131.9%	COPR	HORWITH	CHUX155
08/31/06	10/03/06	NJA5341199	15457	44,920	50,800	(5,880)	-13.1%	COPR	HORWITH	JTLX30129
08/31/06	10/03/06	NJA5341200	15458	76,200	50,940	25,260	33.1%	COPR	HORWITH	JTLX30129
08/31/06	10/03/06	NJA5341201	15459	76,480	50,840	25,640	33.5%	COPR	HORWITH	JTLX30129
08/31/06	10/03/06	NJA5341202	15460	6,820	49,600	(42,780)	-627.3%	COPR	HORWITH	JTLX30129
08/31/06	10/03/06	NJA5341203	15461	61,460	50,540	10,920	17.8%	COPR	HORWITH	CHUX119
08/31/06	10/03/06	NJA5341204	15462	66,420	50,180	16,240	24.5%	COPR	HORWITH	CHUX119
08/31/06	10/03/06	NJA5341205	15463	66,260	48,360	17,900	27.0%	COPR	HORWITH	CHUX119
08/31/06	10/03/06	NJA5341206	15464	6,640	51,120	(44,480)	-669.9%	COPR	HORWITH	CHUX119
08/31/06	10/03/06	NJA5341207	15465	67,280	49,640	17,640	26.2%	COPR	HORWITH	JTLX30153
08/31/06	10/03/06	NJA5341208	15466	68,900	50,540	18,360	26.6%	COPR	HORWITH	JTLX30153
08/31/06	10/03/06	NJA5341209	15467	35,240	51,240	(16,000)	-45.4%	COPR	HORWITH	JTLX30153
08/31/06	10/03/06	NJA5341210	15468	35,260	50,860	(15,600)	-44.2%	COPR	HORWITH	JTLX30153
08/31/06	10/03/06	NJA5341211	15469	76,560	49,080	27,480	35.9%	COPR	HORWITH	JTLX30124
08/31/06	10/03/06	NJA5341212	15470	76,560	49,860	26,700	34.9%	COPR	HORWITH	JTLX30156
08/31/06	10/03/06	NJA5341213	15471	38,580	50,960	(12,380)	-32.1%	COPR	HORWITH	JTLX30156
08/31/06	10/03/06	NJA5341214	15472	38,300	50,600	(12,300)	-32.1%	COPR	HORWITH	JTLX30156
08/31/06	10/03/06	NJA5341215	15473	38,280	49,660	(11,380)	-29.7%	COPR	HORWITH	JTLX30156
08/31/06	10/03/06	NJA5341216	15474	6,120	49,720	(43,600)	-712.4%	COPR	HORWITH	JTLX30141
08/31/06	10/03/06	NJA5341217	15475	67,100	49,560	17,540	26.1%	COPR	HORWITH	JTLX30141
08/31/06	10/03/06	NJA5341218	15476	76,200	50,700	25,500	33.5%	COPR	HORWITH	JTLX30141
08/31/06	10/03/06	NJA5341219	15477	47,420	49,180	(1,760)	-3.7%	COPR	HORWITH	JTLX30141
08/31/06	10/03/06	NJA5341220	15478	59,840	49,300	10,540	17.6%	COPR	HORWITH	JTLX234
08/31/06	10/03/06	NJA5341221	15479	67,320	50,040	17,280	25.7%	COPR	HORWITH	JTLX234
08/31/06	10/03/06	NJA5341222	15480	35,200	49,980	(14,780)	-42.0%	COPR	HORWITH	JTLX234
08/31/06	10/03/06	NJA5341223	15481	35,180	48,860	(13,680)	-38.9%	COPR	HORWITH	JTLX234
08/31/06	10/03/06	NJA5341224	15482	29,060	50,460	(21,400)	-73.6%	COPR	HORWITH	JTLX30124
06/02/76	**SITE TONS (Month)**	**AUG SUB-TOTAL:**		55,202,360	55,827,680	(625,320)	-1.13%			
08/12/78	**TONS (Site)**	**CUMULATIVE TOTAL:**		272,387,660	276,574,240	(4,186,580)	-1.54%			
11/17/72	**TONS (Facility)**	**CUMULATIVE TOTAL:**		272,387,660	275,948,280	(3,560,620)	-1.31%			

09/01/06	10/03/06	NJA5341225	15483	29,140	49,540	(20,400)	-1	COPR	HORWITH	NDYX316152
09/01/06	10/03/06	NJA5341226	15484	63,020	48,360	14,660	0	COPR	HORWITH	NDYX316152
09/01/06	10/03/06	NJA5341227	15485	62,460	48,560	13,900	0	COPR	HORWITH	NDYX316152
09/01/06	10/11/06	NJA5341228	15486	19,500	49,960	(30,460)	-2	COPR	HORWITH	JTLX261
09/01/06	10/03/06	NJA5341229	15487	39,580	49,420	(9,840)	0	COPR	HORWITH	NDYX316152
09/01/06	10/11/06	NJA5341230	15488	62,620	51,860	10,760	0	COPR	HORWITH	JTLX261
09/01/06	10/11/06	NJA5341231	15489	65,460	50,820	14,640	0	COPR	HORWITH	JTLX261
09/01/06	10/03/06	NJA5341232	15490	66,680	49,280	17,400	0	COPR	HORWITH	NDYX316241
09/01/06	10/11/06	NJA5341233	15491	58,380	51,040	7,340	0	COPR	HORWITH	JTLX261
09/01/06	10/11/06	NJA5341234	15492	18,440	49,760	(31,320)	-2	COPR	HORWITH	JTLX30112
09/01/06	10/11/06	NJA5341235	15493	76,560	51,080	25,480	0	COPR	HORWITH	JTLX30112
09/01/06	10/11/06	NJA5341236	15494	67,220	49,880	17,340	0	COPR	HORWITH	JTLX30112
09/01/06	10/11/06	NJA5341237	15495	37,220	49,720	(12,500)	0	COPR	HORWITH	JTLX30112
09/01/06	10/03/06	NJA5341238	15496	59,780	50,340	9,440	0	COPR	HORWITH	JTLX270
09/01/06	10/03/06	NJA5341239	15497	67,560	50,620	16,940	0	COPR	HORWITH	JTLX270
09/01/06	10/03/06	NJA5341240	15498	76,700	49,520	27,180	0	COPR	HORWITH	NDYX316241
09/01/06	10/03/06	NJA5341241	15499	29,080	48,380	(19,300)	-1	COPR	HORWITH	NDYX316241
09/01/06	10/03/06	NJA5341242	15500	33,660	51,160	(17,500)	-1	COPR	HORWITH	JTLX270
09/01/06	10/03/06	NJA5341243	15501	33,640	49,880	(16,240)	0	COPR	HORWITH	JTLX270

HONEYWELL SA-7 USE HAZARDOUS WASTE TRACKING (2006)										
Date Shipped	Date of Return Manifest	State Manifest	Man. Doc #	Facilty Manifest Weight (lbs)	Estimated Weight (lbs)	Manifest - Estimate (lbs)	Man. - Estimate (%)	Material	Transporter	RAILCAR #
09/01/06	10/11/06	NJA5341244	15502	77,080	49,220	27,860	0	COPR	HORWITH	JTLX257
09/01/06	10/11/06	NJA5341245	15503	76,380	51,220	25,160	0	COPR	HORWITH	JTLX257
09/01/06	10/11/06	NJA5341246	15504	25,240	51,340	(26,100)	-1	COPR	HORWITH	JTLX257
09/01/06	10/11/06	NJA5341247	15505	24,480	50,620	(26,140)	-1	COPR	HORWITH	JTLX257
09/01/06	10/03/06	NJA5341248	15506	29,060	48,720	(19,660)	-1	COPR	HORWITH	NDYX316241
09/01/06	10/03/06	NJA5341249	15507	41,160	49,500	(8,340)	0	COPR	HORWITH	DJLX98531
09/01/06	10/03/06	NJA5341250	15508	66,560	50,860	15,700	0	COPR	HORWITH	DJLX98531
09/01/06	10/03/06	NJA5341251	15509	68,060	49,820	18,240	0	COPR	HORWITH	DJLX98531
09/01/06	10/03/06	NJA5341252	15510	49,540	50,660	(1,120)	0	COPR	HORWITH	NDYX320467
09/01/06	10/03/06	NJA5341253	15511	22,380	51,440	(29,060)	-1	COPR	HORWITH	DJLX98531
09/01/06	10/03/06	NJA5341254	15512	68,820	50,400	18,420	0	COPR	HORWITH	NDYX320467
09/01/06	10/03/06	NJA5341255	15513	54,780	49,060	5,720	0	COPR	HORWITH	NDYX316074
09/01/06	10/03/06	NJA5341256	15514	68,060	49,740	18,320	0	COPR	HORWITH	NDYX316074
09/01/06	10/03/06	NJA5341257	15515	58,840	48,760	10,080	0	COPR	HORWITH	NDYX316074
09/01/06	10/03/06	NJA5341259	15516	10,140	49,560	(39,420)	-4	COPR	HORWITH	NDYX316074
09/01/06	10/03/06	NJA5341260	15517	76,840	50,860	25,980	0	COPR	HORWITH	JTLX30124
09/01/06	10/03/06	NJA5341261	15518	16,580	51,380	(34,800)	-2	COPR	HORWITH	JTLX30124
09/01/06	10/03/06	NJA5341262	15519	61,640	50,220	11,420	0	COPR	HORWITH	NDYX320467
09/01/06	10/03/06	NJA5341263	15520	19,940	51,080	(31,140)	-2	COPR	HORWITH	NDYX320467
09/01/06	10/11/06	NJA5341264	15521	37,660	49,180	(11,520)	0	COPR	HORWITH	CHUX114
09/01/06	10/11/06	NJA5341265	15522	76,140	50,500	25,640	0	COPR	HORWITH	CHUX114
09/01/06	10/11/06	NJA5341266	15523	69,200	50,860	18,340	0	COPR	HORWITH	CHUX114
09/01/06	10/11/06	NJA5341267	15524	18,300	50,080	(31,780)	-2	COPR	HORWITH	CHUX114
09/01/06	10/03/06	NJA5341268	15525	18,360	49,220	(30,860)	-2	COPR	HORWITH	CHUX125
09/01/06	10/03/06	NJA5341269	15526	67,080	50,540	16,540	0	COPR	HORWITH	CHUX125
09/01/06	10/03/06	NJA5341270	15527	76,460	49,680	26,780	0	COPR	HORWITH	CHUX125
09/01/06	10/03/06	NJA5341271	15528	38,300	49,020	(10,720)	0	COPR	HORWITH	CHUX125
09/01/06	10/11/06	NJA5341272	15529	17,940	50,020	(32,080)	-2	COPR	HORWITH	CHUX104
09/01/06	10/11/06	NJA5341274	15530	76,180	48,740	27,440	0	COPR	HORWITH	CHUX104
09/05/06	10/11/06	000869009	15531	21,020	51,140	(30,120)	-1	COPR	HORWITH	JTLX30170
09/05/06	10/11/06	000869010	15532	76,820	51,300	25,520	0	COPR	HORWITH	JTLX30170
09/05/06	10/11/06	000869011	15533	66,780	50,500	16,280	0	COPR	HORWITH	JTLX30170
09/05/06	10/11/06	000869012	15534	26,760	49,660	(22,900)	-1	COPR	HORWITH	NDYX316016
09/05/06	10/11/06	000869013	15535	37,000	51,240	(14,240)	0	COPR	HORWITH	JTLX30170
09/05/06	10/11/06	000869014	15536	64,980	50,080	14,900	0	COPR	HORWITH	JTLX188
09/05/06	10/11/06	000869015	15537	67,160	49,900	17,260	0	COPR	HORWITH	NDYX316016
09/05/06	10/11/06	000869016	15538	67,540	49,460	18,080	0	COPR	HORWITH	NDYX316016
09/05/06	10/11/06	000869017	15539	67,060	50,540	16,520	0	COPR	HORWITH	JTLX188
09/05/06	10/11/06	000869018	15540	33,580	50,680	(17,100)	-1	COPR	HORWITH	JTLX188
09/05/06	10/11/06	000869019	15541	33,580	51,460	(17,880)	-1	COPR	HORWITH	JTLX188
09/05/06	10/11/06	000869022	15542	68,320	51,180	17,140	0	COPR	HORWITH	JTLX30146
09/05/06	10/11/06	000869023	15543	33,560	51,380	(17,820)	-1	COPR	HORWITH	JTLX30146
09/05/06	10/11/06	000869024	15544	66,140	51,040	15,100	0	COPR	HORWITH	JTLX30146
09/05/06	10/11/06	000869025	15545	33,580	50,240	(16,660)	0	COPR	HORWITH	JTLX30146
09/05/06	10/11/06	000869026	15546	55,440	49,780	5,660	0	COPR	HORWITH	JTLX74
09/05/06	10/11/06	000869027	15547	30,280	49,380	(19,100)	-1	COPR	HORWITH	NDYX316053
09/05/06	10/11/06	000869028	15548	29,360	49,260	(19,900)	-1	COPR	HORWITH	NDYX316016
09/05/06	10/11/06	000869029	15549	75,680	50,500	25,180	0	COPR	HORWITH	JTLX74
09/05/06	10/11/06	000869030	15550	34,480	50,420	(15,940)	0	COPR	HORWITH	JTLX74
09/05/06	10/11/06	000869031	15551	76,680	49,440	27,240	0	COPR	HORWITH	NDYX316053
09/05/06	10/11/06	000869032	15552	34,480	49,900	(15,420)	0	COPR	HORWITH	JTLX74
09/05/06	10/11/06	000869033	15553	76,360	49,440	26,920	0	COPR	HORWITH	NDYX316053
09/05/06	10/11/06	000869034	15554	68,140	49,980	18,160	0	COPR	HORWITH	CHUX110
09/05/06	10/11/06	000869035	15555	11,460	49,660	(38,200)	-3	COPR	HORWITH	NDYX316053
09/05/06	10/11/06	000869036	15556	76,480	49,320	27,160	0	COPR	HORWITH	CHUX110
09/05/06	10/11/06	000869037	15557	25,540	51,080	(25,540)	-1	COPR	HORWITH	CHUX110
09/05/06	10/11/06	000869038	15558	25,540	50,520	(24,980)	-1	COPR	HORWITH	CHUX110
09/05/06	10/11/06	000869039	15559	25,980	49,900	(23,920)	-1	COPR	HORWITH	JTLX30102
09/05/06	10/11/06	000869040	15560	68,100	51,820	16,280	0	COPR	HORWITH	JTLX30102
09/05/06	10/11/06	000869041	15561	76,120	50,200	25,920	0	COPR	HORWITH	JTLX30102
09/05/06	10/11/06	000869042	15562	26,680	49,980	(23,300)	-1	COPR	HORWITH	JTLX30102
09/05/06	10/11/06	000869043	15563	76,280	50,120	26,160	0	COPR	HORWITH	CHUX198
09/05/06	10/11/06	000869044	15564	68,060	48,640	19,420	0	COPR	HORWITH	CHUX198
09/05/06	10/11/06	000869045	15565	25,220	49,200	(23,980)	-1	COPR	HORWITH	CHUX198
09/05/06	10/11/06	000869046	15566	25,220	49,680	(23,980)	-1	COPR	HORWITH	CHUX198
09/05/06	10/30/06	000869047	15567	10,880	50,540	(38,800)	-4	COPR	HORWITH	DJLX98519
09/05/06	10/30/06	000869048	15568	67,280	49,920	16,740	0	COPR	HORWITH	DJLX98519
09/05/06	10/30/06	000869049	15569	68,160	51,320	18,240	0	COPR	HORWITH	DJLX98519
09/05/06	10/30/06	000869050	15570	53,480	51,120	2,160	0	COPR	HORWITH	DJLX98519
09/05/06	10/11/06	000869051	15571	76,400	49,780	25,280	0	COPR	HORWITH	JTLX279
09/05/06	10/11/06	000869052	15572	66,980	49,940	17,200	0	COPR	HORWITH	JTLX279
09/05/06	10/11/06	000869053	15573	28,560	49,840	(21,380)	-1	COPR	HORWITH	JTLX279
09/05/06	10/11/06	000869054	15574	28,540	50,560	(21,300)	-1	COPR	HORWITH	JTLX279

HONEYWELL SA-7 USE HAZARDOUS WASTE TRACKING (2006)										
Date Shipped	Date of Return Manifest	State Manifest	Man. Doc #	Facilty Manifest Weight (lbs)	Estimated Weight (lbs)	Manifest - Estimate (lbs)	Man. - Estimate (%)	Material	Transporter	RAILCAR #
09/05/06	10/11/06	000869055	15575	42,840	50,180	(7,720)	0	COPR	HORWITH	JTLX30148
09/05/06	10/11/06	000869056	15576	67,980	49,800	18,180	0	COPR	HORWITH	JTLX30148
09/05/06	10/11/06	000869057	15577	13,860	50,700	(36,840)	-3	COPR	HORWITH	JTLX30148
09/05/06	10/11/06	000869058	15578	76,200	51,860	24,340	0	COPR	HORWITH	JTLX30148
09/05/06	10/11/06	000869059	15579	68,840	47,300	21,540	0	COPR	HORWITH	CHUX104
09/05/06	10/11/06	000869060	15580	30,820	49,780	(18,960)	-1	COPR	HORWITH	CHUX104
09/06/06	10/11/06	000869061	15581	67,300	50,340	16,960	0	COPR	HORWITH	JTLX278
09/06/06	10/11/06	000869062	15582	67,040	48,520	18,520	0	COPR	HORWITH	NDYX316103
09/06/06	10/11/06	000869063	15583	37,380	50,200	(12,820)	0	COPR	HORWITH	JTLX278
09/06/06	10/11/06	000869064	15584	20,760	50,080	(29,320)	-1	COPR	HORWITH	JTLX278
09/06/06	10/11/06	000869065	15585	77,060	50,520	26,540	0	COPR	HORWITH	JTLX278
09/06/06	10/11/06	000869066	15586	66,820	49,120	17,700	0	COPR	HORWITH	NDYX316103
09/06/06	10/11/06	000869067	15587	56,140	50,520	5,620	0	COPR	HORWITH	JTLX30172
09/06/06	10/11/06	000869068	15588	76,640	50,220	26,420	0	COPR	HORWITH	JTLX30172
09/06/06	10/11/06	000869069	15589	34,020	50,300	(16,280)	0	COPR	HORWITH	JTLX30172
09/06/06	10/11/06	000869070	15590	29,680	49,540	(19,860)	-1	COPR	HORWITH	NDYX316103
09/06/06	10/11/06	000869071	15591	34,020	51,820	(17,800)	-1	COPR	HORWITH	JTLX30172
09/06/06	10/11/06	000869072	15592	29,680	49,340	(19,660)	-1	COPR	HORWITH	NDYX316103
09/06/06	10/11/06	000869073	15593	8,100	50,300	(42,200)	-5	COPR	HORWITH	CHUX136
09/06/06	10/11/06	000869074	15594	77,220	50,860	26,360	0	COPR	HORWITH	CHUX136
09/06/06	10/11/06	000869075	15595	76,740	50,060	26,680	0	COPR	HORWITH	CHUX136
09/06/06	10/11/06	000869076	15596	34,420	49,040	(14,620)	0	COPR	HORWITH	NDYX316060
09/06/06	10/11/06	000869077	15597	57,980	48,260	9,720	0	COPR	HORWITH	NDYX316060
09/06/06	10/11/06	000869078	15598	68,620	49,100	19,520	0	COPR	HORWITH	NDYX316060
09/06/06	10/11/06	000869079	15599	22,680	49,780	(27,100)	-1	COPR	HORWITH	CEFX35239
09/06/06	10/11/06	000869080	15600	34,400	49,940	(15,540)	0	COPR	HORWITH	NDYX316060
09/06/06	10/11/06	000869081	15601	37,420	51,140	(13,720)	0	COPR	HORWITH	CHUX136
09/06/06	10/11/06	000869082	15602	38,940	49,960	(11,020)	0	COPR	HORWITH	CEFX35237
09/06/06	10/11/06	000869083	15603	68,120	50,500	17,620	0	COPR	HORWITH	CEFX35237
09/06/06	10/11/06	000869084	15604	67,060	51,480	15,580	0	COPR	HORWITH	CEFX35237
09/06/06	10/11/06	000869085	15605	29,520	50,420	(20,900)	-1	COPR	HORWITH	CEFX35237
09/06/06	10/11/06	000869086	15606	41,740	50,780	(9,040)	0	COPR	HORWITH	CHUX227
09/06/06	10/11/06	000869087	15607	67,520	49,700	17,820	0	COPR	HORWITH	CHUX227
09/06/06	10/11/06	000869088	15608	76,680	50,580	26,100	0	COPR	HORWITH	CHUX227
09/06/06	10/11/06	000869089	15609	16,440	50,520	(34,080)	-2	COPR	HORWITH	CHUX227
09/06/06	10/11/06	000869090	15610	69,040	49,820	19,220	0	COPR	HORWITH	JTLX263
09/06/06	10/11/06	000869091	15611	52,060	50,960	1,100	0	COPR	HORWITH	JTLX263
09/06/06	10/11/06	000869092	15612	38,300	50,100	(11,800)	0	COPR	HORWITH	JTLX263
09/06/06	10/11/06	000869093	15613	38,300	50,160	(11,860)	0	COPR	HORWITH	JTLX263
09/06/06	10/11/06	000869094	15614	16,840	50,180	(33,340)	-2	COPR	HORWITH	JTLX30157
09/06/06	10/11/06	000869095	15615	68,540	50,880	17,660	0	COPR	HORWITH	JTLX30157
09/06/06	10/11/06	000869096	15616	68,880	50,720	18,160	0	COPR	HORWITH	JTLX30157
09/06/06	10/11/06	000869097	15617	46,780	51,360	(4,580)	0	COPR	HORWITH	JTLX30157
09/06/06	10/11/06	000869098	15618	76,140	50,700	25,440	0	COPR	HORWITH	CEFX35239
09/06/06	10/11/06	000869099	15619	76,000	50,360	25,640	0	COPR	HORWITH	CEFX35239
09/06/06	10/11/06	000869100	15620	25,160	50,160	(25,000)	-1	COPR	HORWITH	CEFX35239
09/06/06	10/11/06	000869101	15621	15,060	50,320	(35,260)	-2	COPR	HORWITH	NDYX320335
09/06/06	10/11/06	000869102	15622	67,920	49,460	18,460	0	COPR	HORWITH	NDYX320335
09/06/06	10/11/06	000869103	15623	68,400	49,640	18,760	0	COPR	HORWITH	NDYX320335
09/06/06	10/11/06	000869104	15624	46,040	49,680	(3,640)	0	COPR	HORWITH	NDYX320335
09/06/06	10/30/06	000869105	15625	68,200	50,160	18,040	0	COPR	HORWITH	DJLX98509
09/06/06	10/11/06	000869106	15626	60,480	48,660	11,820	0	COPR	HORWITH	NDYX316052
09/06/06	10/30/06	000869107	15627	77,080	50,700	26,380	0	COPR	HORWITH	DJLX98509
09/06/06	10/30/06	000869108	15628	26,720	49,820	(23,100)	-1	COPR	HORWITH	DJLX98509
09/06/06	10/11/06	000869109	15629	68,960	49,340	19,620	0	COPR	HORWITH	NDYX316052
09/06/06	10/30/06	000869110	15630	26,700	50,480	(23,780)	-1	COPR	HORWITH	DJLX98509
09/07/06	10/30/06	000869111	15631	26,860	50,820	(23,960)	-1	COPR	HORWITH	JTLX194
09/07/06	10/30/06	000869112	15632	68,880	50,200	18,680	0	COPR	HORWITH	JTLX194
09/07/06	10/11/06	000869113	15633	41,080	49,840	(8,760)	0	COPR	HORWITH	NDYX316114
09/07/06	10/30/06	000869114	15634	75,660	50,060	25,600	0	COPR	HORWITH	JTLX194
09/07/06	10/11/06	000869115	15635	76,320	49,640	26,680	0	COPR	HORWITH	NDYX316114
09/07/06	10/30/06	000869116	15636	27,420	50,220	(22,800)	-1	COPR	HORWITH	JTLX194
09/07/06	10/11/06	000869117	15637	11,520	50,580	(39,060)	-3	COPR	HORWITH	NDYX320320
09/07/06	10/11/06	000869118	15638	33,000	48,880	(15,880)	0	COPR	HORWITH	NDYX316052
09/07/06	10/11/06	000869119	15639	77,300	49,900	27,400	0	COPR	HORWITH	NDYX320320
09/07/06	10/11/06	000869120	15640	32,240	49,360	(17,120)	-1	COPR	HORWITH	NDYX316052
09/07/06	10/11/06	000869121	15641	68,280	50,660	17,620	0	COPR	HORWITH	NDYX320320
09/07/06	10/11/06	000869122	15642	40,280	50,780	(10,500)	0	COPR	HORWITH	NDYX320320
09/07/06	10/11/06	000869123	15643	36,900	50,320	(13,420)	0	COPR	HORWITH	CHUX200
09/07/06	10/11/06	000869124	15644	66,880	50,460	16,420	0	COPR	HORWITH	CHUX200
09/07/06	10/11/06	000869125	15645	68,980	49,780	19,200	0	COPR	HORWITH	CHUX200
09/07/06	10/11/06	000869126	15646	34,980	50,560	(15,580)	0	COPR	HORWITH	CHUX200
09/07/06	10/03/06	000869127	15647	45,840	51,260	(5,420)	0	COPR	HORWITH	JTLX30168
09/07/06	10/03/06	000869128	15648	67,340	50,760	16,580	0	COPR	HORWITH	JTLX30168

HONEYWELL SA-7 USE HAZARDOUS WASTE TRACKING (2006)										
Date Shipped	Date of Return Manifest	State Manifest	Man. Doc #	Facilty Manifest Weight (lbs)	Estimated Weight (lbs)	Manifest - Estimate (lbs)	Man. - Estimate (%)	Material	Transporter	RAILCAR #
09/07/06	10/03/06	000869129	15649	37,360	51,180	(13,820)	0	COPR	HORWITH	JTLX30168
09/07/06	10/03/06	000869130	15650	21,660	50,440	(28,780)	-1	COPR	HORWITH	JTLX30168
09/07/06	10/11/06	000869131	15651	68,260	49,620	18,640	0	COPR	HORWITH	NDYX316114
09/07/06	10/11/06	000869132	15652	6,720	49,300	(42,580)	-6	COPR	HORWITH	NDYX316114
09/07/06	10/03/06	000869133	15653	38,280	50,040	(11,760)	0	COPR	HORWITH	CHUX217
09/07/06	10/03/06	000869134	15654	68,340	51,020	17,320	0	COPR	HORWITH	CHUX217
09/07/06	10/03/06	000869135	15655	68,560	49,900	18,660	0	COPR	HORWITH	CHUX217
09/07/06	10/03/06	000869136	15656	21,580	50,200	(28,620)	-1	COPR	HORWITH	CHUX217
09/07/06	10/30/06	000869137	15657	39,940	51,000	(11,060)	0	COPR	HORWITH	JTLX152
09/07/06	10/30/06	000869138	15658	67,180	50,900	16,280	0	COPR	HORWITH	JTLX152
09/07/06	10/30/06	000869139	15659	23,900	50,480	(26,580)	-1	COPR	HORWITH	JTLX152
09/07/06	10/30/06	000869140	15660	67,220	49,940	17,280	0	COPR	HORWITH	JTLX152
09/07/06	10/30/06	000869141	15661	12,760	50,340	(37,580)	-3	COPR	HORWITH	JTLX30125
09/07/06	10/30/06	000869142	15662	76,600	50,280	26,320	0	COPR	HORWITH	JTLX30125
09/07/06	10/30/06	000869143	15663	76,300	50,280	26,020	0	COPR	HORWITH	JTLX30125
09/07/06	10/30/06	000869144	15664	32,820	50,140	(17,320)	-1	COPR	HORWITH	JTLX30125
09/07/06	10/30/06	000869145	15665	34,160	50,080	(15,920)	0	COPR	HORWITH	CHUX207
09/07/06	10/30/06	000869146	15666	68,120	51,500	16,620	0	COPR	HORWITH	CHUX207
09/07/06	10/30/06	000869147	15667	77,000	51,020	25,980	0	COPR	HORWITH	CHUX207
09/07/06	10/30/06	000869148	15668	21,820	50,520	(28,700)	-1	COPR	HORWITH	CHUX207
09/07/06	10/30/06	000869149	15669	58,440	49,800	8,640	0	COPR	HORWITH	JTLX30167
09/07/06	10/30/06	000869150	15670	66,440	50,880	15,560	0	COPR	HORWITH	JTLX30167
09/07/06	10/30/06	000869151	15671	38,400	49,840	(11,440)	0	COPR	HORWITH	JTLX30167
09/07/06	10/30/06	000869152	15672	38,400	50,340	(11,940)	0	COPR	HORWITH	JTLX30167
09/07/06	10/30/06	000869153	15673	46,340	49,180	(2,840)	0	COPR	HORWITH	NDYX316019
09/07/06	10/30/06	000869154	15674	77,240	49,820	27,420	0	COPR	HORWITH	CHUX147
09/07/06	10/30/06	000869155	15675	76,380	50,900	25,480	0	COPR	HORWITH	CHUX147
09/07/06	10/30/06	000869156	15676	66,840	49,480	17,360	0	COPR	HORWITH	NDYX316019
09/07/06	10/30/06	000869157	15677	38,180	48,800	(10,620)	0	COPR	HORWITH	NDYX316019
09/07/06	10/30/06	000869158	15678	38,160	48,580	(10,420)	0	COPR	HORWITH	NDYX316019
09/07/06	10/30/06	000869159	15679	21,820	50,720	(28,900)	-1	COPR	HORWITH	CHUX147
09/07/06	10/30/06	000869160	15680	21,820	51,420	(29,600)	-1	COPR	HORWITH	CHUX147
09/08/06	10/11/06	000869161	15681	76,440	50,660	25,780	0	COPR	HORWITH	CHUX235
09/08/06	10/11/06	000869162	15682	76,200	49,900	26,300	0	COPR	HORWITH	CHUX235
09/08/06	10/11/06	000869163	15683	15,720	50,200	(34,480)	-2	COPR	HORWITH	CHUX235
09/08/06	10/11/06	000869164	15684	15,720	50,180	(34,460)	-2	COPR	HORWITH	CHUX235
09/08/06	10/30/06	000869165	15685	24,560	50,280	(25,720)	-1	COPR	HORWITH	JTLX30145
09/08/06	10/30/06	000869166	15686	68,140	50,840	17,300	0	COPR	HORWITH	JTLX30145
09/08/06	10/30/06	000869167	15687	66,720	49,940	16,780	0	COPR	HORWITH	JTLX30145
09/08/06	10/30/06	000869168	15688	37,700	49,860	(12,160)	0	COPR	HORWITH	JTLX30145
09/08/06	10/30/06	000869169	15689	39,220	50,960	(11,740)	0	COPR	HORWITH	CHUX219
09/08/06	10/30/06	000869170	15690	67,040	50,300	16,740	0	COPR	HORWITH	CHUX219
09/08/06	10/30/06	000869171	15691	76,760	51,440	25,320	0	COPR	HORWITH	CHUX219
09/08/06	10/30/06	000869172	15692	19,100	50,240	(31,140)	-2	COPR	HORWITH	CHUX219
09/08/06	10/30/06	000869173	15693	59,820	50,940	8,880	0	COPR	HORWITH	CEFX35240
09/08/06	10/30/06	000869174	15694	67,540	51,800	15,740	0	COPR	HORWITH	CEFX35240
09/08/06	10/30/06	000869175	15695	49,100	49,860	(760)	0	COPR	HORWITH	NDYX316007
09/08/06	10/30/06	000869176	15696	38,140	50,540	(12,400)	0	COPR	HORWITH	CEFX35240
09/08/06	10/30/06	000869177	15697	68,200	49,900	18,300	0	COPR	HORWITH	NDYX316007
09/08/06	10/30/06	000869178	15698	66,780	49,500	17,280	0	COPR	HORWITH	NDYX316007
09/08/06	10/30/06	000869179	15699	7,400	49,180	(41,780)	-6	COPR	HORWITH	NDYX316007
09/08/06	10/30/06	000869180	15700	38,120	50,460	(12,340)	0	COPR	HORWITH	CEFX35240
09/08/06	10/11/06	000869181	15701	55,440	48,880	6,560	0	COPR	HORWITH	NDYX316121
09/08/06	10/11/06	000869182	15702	76,540	49,440	27,100	0	COPR	HORWITH	NDYX316121
09/08/06	10/11/06	000869183	15703	29,860	49,600	(19,740)	-1	COPR	HORWITH	NDYX316121
09/08/06	10/11/06	000869184	15704	8,080	50,020	(41,940)	-5	COPR	HORWITH	CEFX35246
09/08/06	10/11/06	000869185	15705	29,840	49,500	(19,660)	-1	COPR	HORWITH	NDYX316121
09/08/06	10/11/06	000869186	15706	68,080	50,820	17,260	0	COPR	HORWITH	CEFX35246
09/08/06	10/11/06	000869187	15707	66,220	51,300	14,920	0	COPR	HORWITH	CEFX35246
09/08/06	10/11/06	000869188	15708	56,440	50,440	6,000	0	COPR	HORWITH	CEFX35246
09/08/06	10/11/06	000869189	15709	76,320	50,340	25,980	0	COPR	HORWITH	JTLX267
09/08/06	10/11/06	000869190	15710	67,400	51,460	15,940	0	COPR	HORWITH	JTLX267
09/08/06	10/11/06	000869191	15711	29,620	50,680	(21,060)	-1	COPR	HORWITH	JTLX267
09/08/06	10/11/06	000869192	15712	37,480	51,880	(14,400)	0	COPR	HORWITH	CHUX236
09/08/06	10/11/06	000869193	15713	29,620	50,640	(21,020)	-1	COPR	HORWITH	JTLX267
09/08/06	10/11/06	000869194	15714	67,100	50,540	16,560	0	COPR	HORWITH	CHUX236
09/08/06	10/11/06	000869195	15715	76,380	49,860	26,520	0	COPR	HORWITH	CHUX236
09/08/06	10/11/06	000869196	15716	22,200	50,080	(27,880)	-1	COPR	HORWITH	CHUX236
09/08/06	10/11/06	000869197	15717	37,680	50,920	(13,240)	0	COPR	HORWITH	JTLX240
09/08/06	10/11/06	000869198	15718	68,400	52,540	15,860	0	COPR	HORWITH	JTLX240
09/08/06	10/11/06	000869199	15719	67,300	51,000	16,300	0	COPR	HORWITH	JTLX240
09/08/06	10/11/06	000869200	15720	30,660	51,720	(21,060)	-1	COPR	HORWITH	JTLX240
09/08/06	10/11/06	000869201	15721	13,380	50,840	(37,460)	-3	COPR	HORWITH	JTLX266
09/08/06	10/11/06	000869202	15722	76,620	50,780	25,840	0	COPR	HORWITH	JTLX266

HONEYWELL SA-7 USE HAZARDOUS WASTE TRACKING (2006)										
Date Shipped	Date of Return Manifest	State Manifest	Man. Doc #	Facilty Manifest Weight (lbs)	Estimated Weight (lbs)	Manifest - Estimate (lbs)	Man. - Estimate (%)	Material	Transporter	RAILCAR #
09/08/06	10/11/06	000869203	15723	76,240	51,400	24,840	0	COPR	HORWITH	JTLX266
09/08/06	10/11/06	000869204	15724	29,620	51,140	(21,520)	-1	COPR	HORWITH	JTLX266
09/08/06	10/30/06	000869205	15725	11,620	49,740	(38,120)	-3	COPR	HORWITH	JTLX30101
09/08/06	10/30/06	000869206	15726	68,220	52,260	15,960	0	COPR	HORWITH	JTLX30101
09/08/06	10/30/06	000869207	15727	67,320	51,680	15,640	0	COPR	HORWITH	JTLX30101
09/08/06	10/30/06	000869208	15728	54,440	50,700	3,740	0	COPR	HORWITH	JTLX30101
09/08/06	10/30/06	000869209	15729	67,760	51,200	16,560	0	COPR	HORWITH	CHUX144
09/08/06	10/30/06	000869210	15730	76,980	50,740	26,240	0	COPR	HORWITH	CHUX144
09/08/06	10/30/06	000869211	15731	28,040	51,300	(23,260)	-1	COPR	HORWITH	CHUX144
09/08/06	10/30/06	000869212	15732	28,700	51,080	(22,380)	-1	COPR	HORWITH	CHUX144
09/11/06	10/30/06	000869213	15733	76,820	50,540	26,280	0	COPR	HORWITH	JTLX30147
09/11/06	10/30/06	000869214	15734	60,300	50,020	10,280	0	COPR	HORWITH	JTLX30147
09/11/06	10/30/06	000869215	15735	53,360	47,320	6,040	0	COPR	HORWITH	NDYX316018
09/11/06	10/30/06	000869216	15736	67,180	49,980	17,200	0	COPR	HORWITH	NDYX316018
09/11/06	10/30/06	000869217	15737	31,460	50,040	(18,580)	-1	COPR	HORWITH	JTLX30147
09/11/06	10/30/06	000869218	15738	31,440	50,220	(18,780)	-1	COPR	HORWITH	JTLX30147
09/11/06	10/11/06	000869219	15739	54,360	50,500	3,860	0	COPR	HORWITH	CEFX35248
09/11/06	10/11/06	000869220	15740	67,580	51,620	15,960	0	COPR	HORWITH	CEFX35248
09/11/06	10/30/06	000869221	15741	64,620	49,760	14,860	0	COPR	HORWITH	NDYX316018
09/11/06	10/11/06	000869222	15742	68,280	50,640	17,640	0	COPR	HORWITH	CEFX35248
09/11/06	10/11/06	000869223	15743	13,020	51,380	(38,360)	-3	COPR	HORWITH	CEFX35248
09/11/06	10/30/06	000869224	15744	37,740	50,500	(12,760)	0	COPR	HORWITH	DJLX98508
09/11/06	10/30/06	000869225	15745	76,720	50,980	25,740	0	COPR	HORWITH	DJLX98508
09/11/06	10/30/06	000869227	15746	76,520	51,420	25,100	0	COPR	HORWITH	DJLX98508
09/11/06	10/30/06	000869228	15747	9,820	49,580	(39,760)	-4	COPR	HORWITH	NDYX316018
09/11/06	10/30/06	000869229	15748	12,740	50,340	(37,600)	-3	COPR	HORWITH	DJLX98508
09/11/06	11/13/06	000869230	15749	29,180	50,120	(20,940)	-1	COPR	HORWITH	CHUX204
09/11/06	11/13/06	000869231	15750	67,120	50,320	16,800	0	COPR	HORWITH	CHUX204
09/11/06	11/13/06	000869232	15751	76,240	52,020	24,220	0	COPR	HORWITH	CHUX204
09/11/06	10/30/06	000869233	15752	46,380	49,700	(3,320)	0	COPR	HORWITH	NDYX316177
09/11/06	10/30/06	000869234	15753	67,340	50,220	17,120	0	COPR	HORWITH	NDYX316177
09/11/06	11/13/06	000869235	15754	30,080	51,660	(21,580)	-1	COPR	HORWITH	CHUX204
09/11/06	10/30/06	000869236	15755	12,380	49,100	(36,720)	-3	COPR	HORWITH	NDYX316177
09/11/06	10/30/06	000869237	15756	66,920	46,820	20,100	0	COPR	HORWITH	NDYX316177
09/11/06	10/30/06	000869238	15757	62,500	49,440	13,060	0	COPR	HORWITH	NDYX316085
09/11/06	10/30/06	000869239	15758	30,940	51,100	(20,160)	-1	COPR	HORWITH	JTLX262
09/11/06	10/30/06	000869240	15759	68,400	48,720	19,680	0	COPR	HORWITH	NDYX316085
09/11/06	10/30/06	000869241	15760	31,720	49,920	(18,200)	-1	COPR	HORWITH	NDYX316085
09/11/06	10/30/06	000869242	15761	70,320	51,660	18,660	0	COPR	HORWITH	JTLX262
09/11/06	10/30/06	000869243	15762	67,500	51,000	16,500	0	COPR	HORWITH	JTLX262
09/11/06	10/30/06	000869244	15763	32,900	49,620	(16,720)	-1	COPR	HORWITH	JTLX262
09/11/06	10/30/06	000869245	15764	19,800	51,720	(31,920)	-2	COPR	HORWITH	CHUX206
09/11/06	10/30/06	000869246	15765	77,000	50,840	26,160	0	COPR	HORWITH	CHUX206
09/11/06	10/30/06	000869247	15766	67,320	51,060	16,260	0	COPR	HORWITH	CHUX206
09/11/06	10/30/06	000869248	15767	31,700	48,840	(17,140)	-1	COPR	HORWITH	NDYX316085
09/11/06	10/30/06	000869249	15768	37,800	50,740	(12,940)	0	COPR	HORWITH	CHUX206
09/11/06	10/30/06	000869250	15769	10,080	50,640	(40,560)	-4	COPR	HORWITH	CHUX212
09/11/06	10/30/06	000869251	15770	27,340	49,080	(21,740)	-1	COPR	HORWITH	NDYX316168
09/11/06	10/30/06	000869252	15771	67,980	51,520	16,460	0	COPR	HORWITH	CHUX212
09/11/06	10/30/06	000869253	15772	76,640	50,660	25,980	0	COPR	HORWITH	CHUX212
09/11/06	10/30/06	000869254	15773	48,480	52,020	(3,540)	0	COPR	HORWITH	CHUX212
09/11/06	10/30/06	000869255	15774	67,360	49,880	17,480	0	COPR	HORWITH	NDYX316168
09/11/06	10/30/06	000869256	15775	58,240	49,460	8,780	0	COPR	HORWITH	NDYX316168
09/11/06	10/30/06	000869257	15776	36,760	51,100	(14,340)	0	COPR	HORWITH	CHUX213
09/11/06	10/30/06	000869258	15777	66,860	50,400	16,460	0	COPR	HORWITH	CHUX213
09/11/06	10/30/06	000869259	15778	36,160	49,400	(13,240)	0	COPR	HORWITH	NDYX316168
09/11/06	10/30/06	000869260	15779	68,020	52,300	15,720	0	COPR	HORWITH	CHUX213
09/11/06	10/30/06	000869261	15780	44,300	51,300	(7,000)	0	COPR	HORWITH	CHUX213
09/11/06	10/30/06	000869262	15781	15,240	50,440	(35,200)	-2	COPR	HORWITH	CHUX107
09/11/06	10/30/06	000869263	15782	76,460	51,220	25,240	0	COPR	HORWITH	CHUX107
09/11/06	10/30/06	000869264	15783	23,060	50,460	(27,400)	-1	COPR	HORWITH	NDYX316013
09/11/06	10/30/06	000869265	15784	76,340	50,540	25,800	0	COPR	HORWITH	NDYX316013
09/11/06	10/30/06	000869266	15785	76,540	49,360	27,180	0	COPR	HORWITH	NDYX316013
09/11/06	10/30/06	000869267	15786	76,300	50,600	25,700	0	COPR	HORWITH	CHUX107
09/11/06	10/30/06	000869268	15787	19,140	48,340	(29,200)	-2	COPR	HORWITH	NDYX316013
09/11/06	10/30/06	000869269	15788	31,300	50,820	(19,520)	-1	COPR	HORWITH	CHUX107
09/12/06	10/30/06	000869270	15789	68,280	51,500	16,780	0	COPR	HORWITH	JTLX30100
09/12/06	10/11/06	000869271	15790	67,300	49,780	17,520	0	COPR	HORWITH	NDYX316023
09/12/06	10/11/06	000869272	15791	26,840	48,740	(21,900)	-1	COPR	HORWITH	NDYX316023
09/12/06	10/30/06	000869273	15792	28,260	50,080	(21,820)	-1	COPR	HORWITH	JTLX30100
09/12/06	10/11/06	000869274	15793	68,420	49,300	19,120	0	COPR	HORWITH	NDYX316023
09/12/06	10/30/06	000869275	15794	69,560	51,080	18,480	0	COPR	HORWITH	JTLX30100
09/12/06	10/30/06	000869276	15795	28,940	51,500	(22,560)	-1	COPR	HORWITH	JTLX30100
09/12/06	10/11/06	000869277	15796	29,620	47,960	(18,340)	-1	COPR	HORWITH	NDYX316023

HONEYWELL SA-7 USE HAZARDOUS WASTE TRACKING (2006)										
Date Shipped	Date of Return Manifest	State Manifest	Man. Doc #	Facilty Manifest Weight (lbs)	Estimated Weight (lbs)	Manifest - Estimate (lbs)	Man. - Estimate (%)	Material	Transporter	RAILCAR #
09/12/06	10/30/06	000869278	15797	54,440	49,740	4,700	0	COPR	HORWITH	NDYX316029
09/12/06	10/11/06	000869279	15798	21,580	47,040	(25,460)	-1	COPR	HORWITH	NDYX316246
09/12/06	10/30/06	000869280	15799	65,360	49,320	16,040	0	COPR	HORWITH	NDYX316029
09/12/06	10/30/06	000869281	15800	68,280	51,300	16,980	0	COPR	HORWITH	CHUX160
09/12/06	10/30/06	000869282	15801	77,660	49,980	27,680	0	COPR	HORWITH	CHUX160
09/12/06	10/30/06	000869283	15802	33,720	50,360	(16,640)	0	COPR	HORWITH	CHUX160
09/12/06	10/30/06	000869284	15803	33,720	52,040	(18,320)	-1	COPR	HORWITH	CHUX160
09/12/06	10/30/06	000869285	15804	54,000	51,400	2,600	0	COPR	HORWITH	CHUX237
09/12/06	10/30/06	000869286	15805	68,140	50,940	17,200	0	COPR	HORWITH	CHUX237
09/12/06	10/30/06	000869287	15806	67,240	51,040	16,200	0	COPR	HORWITH	CHUX237
09/12/06	10/30/06	000869288	15807	15,360	51,600	(36,240)	-2	COPR	HORWITH	CHUX237
09/12/06	10/30/06	000869289	15808	76,900	50,640	26,260	0	COPR	HORWITH	CHUX203
09/12/06	10/30/06	000869290	15809	37,440	49,900	(12,460)	0	COPR	HORWITH	NDYX316029
09/12/06	10/30/06	000869291	15810	50,700	51,100	(400)	0	COPR	HORWITH	CHUX203
09/12/06	10/30/06	000869292	15811	67,900	52,220	15,680	0	COPR	HORWITH	CHUX203
09/12/06	10/30/06	000869293	15812	9,480	51,700	(42,220)	-4	COPR	HORWITH	CHUX203
09/12/06	10/30/06	000869294	15813	49,220	50,980	(1,760)	0	COPR	HORWITH	CHUX223
09/12/06	10/30/06	000869295	15814	67,560	50,640	16,920	0	COPR	HORWITH	CHUX223
09/12/06	10/30/06	000869296	15815	66,980	50,440	16,540	0	COPR	HORWITH	CHUX223
09/12/06	10/30/06	000869297	15816	37,440	48,660	(11,220)	0	COPR	HORWITH	NDYX316029
09/12/06	10/30/06	000869298	15817	17,820	50,980	(33,160)	-2	COPR	HORWITH	CHUX223
09/12/06	10/11/06	000869299	15818	10,760	50,820	(40,060)	-4	COPR	HORWITH	JTLX30128
09/12/06	10/11/06	000869300	15819	76,040	49,700	26,340	0	COPR	HORWITH	JTLX30128
09/12/06	10/11/06	000869301	15820	76,480	52,680	23,800	0	COPR	HORWITH	JTLX30128
09/12/06	10/11/06	000869302	15821	40,240	51,520	(11,280)	0	COPR	HORWITH	JTLX30128
09/12/06	10/30/06	000869303	15822	38,920	50,160	(11,240)	0	COPR	HORWITH	JTLX30161
09/12/06	10/30/06	000869304	15823	68,080	50,460	17,620	0	COPR	HORWITH	JTLX30161
09/12/06	10/30/06	000869305	15824	76,820	50,700	26,120	0	COPR	HORWITH	JTLX30161
09/12/06	10/30/06	000869306	15825	13,500	50,740	(37,240)	-3	COPR	HORWITH	JTLX30161
09/12/06	10/30/06	000869307	15826	16,180	51,720	(35,540)	-2	COPR	HORWITH	JTLX260
09/12/06	10/30/06	000869308	15827	68,200	51,240	16,960	0	COPR	HORWITH	JTLX260
09/12/06	10/30/06	000869309	15828	76,740	52,260	24,480	0	COPR	HORWITH	JTLX260
09/12/06	10/30/06	000869310	15829	46,960	52,240	(5,280)	0	COPR	HORWITH	JTLX260
09/12/06	10/30/06	000869311	15830	14,140	52,380	(38,240)	-3	COPR	HORWITH	JTLX50
09/12/06	10/30/06	000869312	15831	67,560	50,760	16,800	0	COPR	HORWITH	JTLX50
09/12/06	10/30/06	000869313	15832	70,460	51,340	19,120	0	COPR	HORWITH	JTLX50
09/12/06	10/30/06	000869314	15833	51,260	50,620	640	0	COPR	HORWITH	JTLX50
09/12/06	10/30/06	000869315	15834	5,460	50,960	(45,500)	-8	COPR	HORWITH	JTLX30151
09/12/06	10/30/06	000869316	15835	21,100	50,720	(29,620)	-1	COPR	HORWITH	NDYX316055
09/12/06	10/30/06	000869317	15836	68,640	49,980	18,660	0	COPR	HORWITH	NDYX316055
09/12/06	10/30/06	000869318	15837	76,940	50,920	26,020	0	COPR	HORWITH	JTLX30151
09/12/06	10/30/06	000869319	15838	76,800	48,880	27,920	0	COPR	HORWITH	NDYX316055
09/12/06	10/30/06	000869320	15839	68,140	51,560	16,580	0	COPR	HORWITH	JTLX30151
09/12/06	10/30/06	000869321	15840	53,240	51,500	1,740	0	COPR	HORWITH	JTLX30151
09/12/06	10/30/06	000869322	15841	37,600	52,520	(14,920)	0	COPR	HORWITH	JTLX30107
09/12/06	10/11/06	000869323	15842	76,700	48,480	28,220	0	COPR	HORWITH	NDYX316246
09/12/06	10/30/06	000869324	15843	69,600	51,160	18,440	0	COPR	HORWITH	JTLX30107
09/12/06	10/30/06	000869325	15844	67,340	50,900	16,440	0	COPR	HORWITH	JTLX30107
09/12/06	10/30/06	000869326	15845	37,380	50,880	(13,500)	0	COPR	HORWITH	JTLX30107
09/12/06	10/30/06	000869327	15846	29,540	50,160	(20,620)	-1	COPR	HORWITH	NDYX316055
09/13/06	10/11/06	000869328	15847	54,320	50,660	3,660	0	COPR	HORWITH	CHUX141
09/13/06	10/11/06	000869329	15848	13,520	50,060	(36,540)	-3	COPR	HORWITH	NDYX316054
09/13/06	10/11/06	000869330	15849	68,180	47,740	20,440	0	COPR	HORWITH	NDYX316054
09/13/06	10/11/06	000869331	15850	67,260	51,440	15,820	0	COPR	HORWITH	CHUX141
09/13/06	10/11/06	000869332	15851	12,160	50,940	(38,780)	-3	COPR	HORWITH	CHUX141
09/13/06	10/11/06	000869333	15852	68,200	51,020	17,180	0	COPR	HORWITH	CHUX141
09/13/06	10/11/06	000869334	15853	55,360	51,740	3,620	0	COPR	HORWITH	JTLX130
09/13/06	10/11/06	000869335	15854	68,280	50,420	17,860	0	COPR	HORWITH	JTLX130
09/13/06	10/11/06	000869336	15855	66,940	50,100	16,840	0	COPR	HORWITH	JTLX130
09/13/06	10/11/06	000869337	15856	68,380	49,620	18,760	0	COPR	HORWITH	NDYX316054
09/13/06	10/11/06	000869338	15857	13,800	51,760	(37,960)	-3	COPR	HORWITH	JTLX130
09/13/06	10/11/06	000869339	15858	62,840	52,180	10,660	0	COPR	HORWITH	NDYX320344
09/13/06	10/11/06	000869340	15859	76,420	51,060	25,360	0	COPR	HORWITH	NDYX320344
09/13/06	10/11/06	000869341	15860	33,660	50,220	(16,560)	0	COPR	HORWITH	NDYX320344
09/13/06	10/11/06	000869342	15861	76,400	49,780	26,620	0	COPR	HORWITH	NDYX316246
09/13/06	10/11/06	000869343	15862	33,640	50,000	(16,360)	0	COPR	HORWITH	NDYX320344
09/13/06	10/11/06	000869344	15863	55,520	50,800	4,720	0	COPR	HORWITH	CHUX106
09/13/06	10/30/06	000869345	15864	46,900	50,500	(3,600)	0	COPR	HORWITH	NDYX316248
09/13/06	10/11/06	000869346	15865	43,800	48,920	(5,120)	0	COPR	HORWITH	NDYX316054
09/13/06	10/11/06	000869347	15866	20,100	48,640	(28,540)	-1	COPR	HORWITH	NDYX316246
09/13/06	10/11/06	000869348	15867	67,400	50,040	17,360	0	COPR	HORWITH	CHUX106
09/13/06	10/11/06	000869349	15868	38,160	50,120	(11,960)	0	COPR	HORWITH	CHUX106
09/13/06	10/30/06	000869350	15869	26,160	49,040	(22,880)	-1	COPR	HORWITH	NDYX316075
09/13/06	10/30/06	000869351	15870	76,660	49,340	27,320	0	COPR	HORWITH	NDYX316075

HONEYWELL SA-7 USE HAZARDOUS WASTE TRACKING (2006)										
Date Shipped	Date of Return Manifest	State Manifest	Man. Doc #	Facilty Manifest Weight (lbs)	Estimated Weight (lbs)	Manifest - Estimate (lbs)	Man. - Estimate (%)	Material	Transporter	RAILCAR #
09/13/06	10/30/06	000869352	15871	68,080	48,540	19,540	0	COPR	HORWITH	NDYX316075
09/13/06	10/30/06	000869353	15872	25,920	49,880	(23,960)	-1	COPR	HORWITH	NDYX316075
09/13/06	10/30/06	000869354	15873	68,140	48,420	19,720	0	COPR	HORWITH	NDYX316248
09/13/06	10/11/06	000869355	15874	38,160	50,020	(11,860)	0	COPR	HORWITH	CHUX106
09/13/06	10/30/06	000869356	15875	67,680	47,360	20,320	0	COPR	HORWITH	NDYX316248
09/13/06	10/30/06	000869357	15876	9,520	47,760	(38,240)	-4	COPR	HORWITH	NDYX316248
09/13/06	10/11/06	000869358	15877	77,000	52,100	24,900	0	COPR	HORWITH	CHUX248
09/13/06	10/11/06	000869359	15878	68,400	49,720	18,680	0	COPR	HORWITH	CHUX248
09/13/06	10/11/06	000869360	15879	27,040	49,900	(22,860)	-1	COPR	HORWITH	CHUX248
09/13/06	10/11/06	000869361	15880	27,020	50,820	(23,800)	-1	COPR	HORWITH	CHUX248
09/13/06	10/30/06	000869362	15881	76,700	50,940	25,760	0	COPR	HORWITH	CHUX102
09/13/06	10/30/06	000869363	15882	21,820	50,900	(29,080)	-1	COPR	HORWITH	CHUX102
09/13/06	10/30/06	000869364	15883	76,320	50,760	25,560	0	COPR	HORWITH	CHUX102
09/13/06	10/30/06	000869365	15884	25,920	49,600	(23,680)	-1	COPR	HORWITH	CHUX102
09/13/06	10/30/06	000869366	15885	42,280	48,200	(5,920)	0	COPR	HORWITH	JTLX275
09/13/06	10/30/06	000869367	15886	67,260	49,320	17,940	0	COPR	HORWITH	JTLX275
09/13/06	10/30/06	000869368	15887	68,960	49,820	19,140	0	COPR	HORWITH	JTLX275
09/13/06	10/30/06	000869369	15888	18,600	51,520	(32,920)	-2	COPR	HORWITH	JTLX275
09/13/06	10/30/06	000869370	15889	47,800	50,620	(2,820)	0	COPR	HORWITH	CHUX247
09/13/06	10/30/06	000869371	15890	67,360	51,020	16,340	0	COPR	HORWITH	CHUX247
09/13/06	10/30/06	000869372	15891	66,460	52,960	13,500	0	COPR	HORWITH	CHUX247
09/13/06	10/30/06	000869373	15892	22,220	50,580	(28,360)	-1	COPR	HORWITH	CHUX247
09/13/06	10/30/06	000869374	15893	76,480	51,280	25,200	0	COPR	HORWITH	CHUX211
09/13/06	10/30/06	000869375	15894	54,400	52,820	1,580	0	COPR	HORWITH	CHUX211
09/13/06	10/30/06	000869376	15895	34,120	51,460	(17,340)	-1	COPR	HORWITH	CHUX211
09/13/06	10/30/06	000869377	15896	34,120	51,180	(17,060)	-1	COPR	HORWITH	CHUX211
09/13/06	10/30/06	000869378	15897	67,060	50,060	17,000	0	COPR	HORWITH	CHUX214
09/13/06	10/30/06	000869379	15898	68,080	49,640	18,440	0	COPR	HORWITH	CHUX214
09/13/06	10/30/06	000869380	15899	33,780	48,840	(15,060)	0	COPR	HORWITH	CHUX214
09/13/06	10/30/06	000869381	15900	77,100	50,040	27,060	0	COPR	HORWITH	NDYX320459
09/13/06	10/30/06	000869382	15901	33,780	50,240	(16,460)	0	COPR	HORWITH	CHUX214
09/13/06	10/30/06	000869383	15902	67,640	48,460	19,180	0	COPR	HORWITH	NDYX320459
09/13/06	10/30/06	000869384	15903	26,880	51,000	(24,120)	-1	COPR	HORWITH	NDYX320459
09/13/06	10/30/06	000869385	15904	26,880	48,820	(21,940)	-1	COPR	HORWITH	NDYX320459
09/13/06	11/09/06	000869386	15905	26,300	50,220	(23,920)	-1	COPR	HORWITH	NDYX320465
09/13/06	11/09/06	000869387	15906	67,100	47,960	19,140	0	COPR	HORWITH	NDYX320465
09/14/06	10/30/06	000869389	15907	16,980	50,140	(33,160)	-2	COPR	HORWITH	CEFX35241
09/14/06	10/30/06	000869390	15908	62,220	48,560	13,660	0	COPR	HORWITH	NDYX316223
09/14/06	10/30/06	000869391	15909	67,340	49,800	17,540	0	COPR	HORWITH	NDYX316223
09/14/06	10/30/06	000869392	15910	76,660	50,920	25,740	0	COPR	HORWITH	CEFX35241
09/14/06	10/30/06	000869393	15911	66,960	50,060	16,900	0	COPR	HORWITH	CEFX35241
09/14/06	10/30/06	000869394	15912	41,020	50,340	(9,320)	0	COPR	HORWITH	CEFX35241
09/14/06	10/30/06	000869395	15913	76,460	50,040	26,420	0	COPR	HORWITH	CHUX122
09/14/06	10/30/06	000869396	15914	35,280	49,260	(13,980)	0	COPR	HORWITH	NDYX316223
09/14/06	10/30/06	000869397	15915	25,300	51,400	(26,100)	-1	COPR	HORWITH	CHUX122
09/14/06	10/30/06	000869398	15916	68,560	50,520	18,040	0	COPR	HORWITH	CHUX122
09/14/06	10/30/06	000869399	15917	35,280	49,880	(14,600)	0	COPR	HORWITH	NDYX316223
09/14/06	10/30/06	000869400	15918	26,080	50,100	(24,020)	-1	COPR	HORWITH	CEFX35236
09/14/06	10/30/06	000869401	15919	42,480	49,420	(6,940)	0	COPR	HORWITH	NDYX316141
09/14/06	10/30/06	000869402	15920	76,580	48,280	28,300	0	COPR	HORWITH	NDYX316141
09/14/06	10/30/06	000869403	15921	25,300	50,620	(25,320)	-1	COPR	HORWITH	CHUX122
09/14/06	10/30/06	000869404	15922	34,580	49,660	(15,080)	0	COPR	HORWITH	NDYX316141
09/14/06	10/30/06	000869405	15923	36,920	50,780	(13,860)	0	COPR	HORWITH	CEFX35236
09/14/06	10/30/06	000869406	15924	67,380	51,220	16,160	0	COPR	HORWITH	CEFX35236
09/14/06	10/30/06	000869407	15925	68,860	50,080	18,780	0	COPR	HORWITH	CEFX35236
09/14/06	10/30/06	000869408	15926	34,500	49,240	(14,740)	0	COPR	HORWITH	NDYX316141
09/14/06	10/30/06	000869409	15927	13,920	48,140	(34,220)	-2	COPR	HORWITH	NDYX316237
09/14/06	10/30/06	000869410	15928	68,220	47,700	20,520	0	COPR	HORWITH	NDYX316237
09/14/06	10/30/06	000869411	15929	67,360	49,860	17,500	0	COPR	HORWITH	NDYX316237
09/14/06	11/09/06	000869412	15930	36,600	50,200	(13,600)	0	COPR	HORWITH	JTLX170
09/14/06	10/30/06	000869413	15931	30,200	47,480	(17,280)	-1	COPR	HORWITH	NDYX316049
09/14/06	11/09/06	000869414	15932	76,680	51,040	25,640	0	COPR	HORWITH	JTLX170
09/14/06	10/30/06	000869415	15933	44,100	48,140	(4,040)	0	COPR	HORWITH	NDYX316237
09/14/06	10/30/06	000869416	15934	76,480	47,160	29,320	0	COPR	HORWITH	NDYX316049
09/14/06	10/30/06	000869417	15935	69,740	50,200	19,540	0	COPR	HORWITH	NDYX316049
09/14/06	10/30/06	000869418	15936	13,720	50,860	(37,140)	-3	COPR	HORWITH	NDYX316049
09/14/06	11/09/06	000869419	15937	68,180	50,560	17,620	0	COPR	HORWITH	JTLX170
09/14/06	11/09/06	000869420	15938	25,440	52,060	(26,620)	-1	COPR	HORWITH	JTLX170
09/14/06	10/30/06	000869421	15939	15,420	48,780	(33,360)	-2	COPR	HORWITH	NDYX316143
09/14/06	10/30/06	000869422	15940	67,360	49,600	17,760	0	COPR	HORWITH	NDYX316143
09/14/06	10/30/06	000869423	15941	68,100	46,920	21,180	0	COPR	HORWITH	NDYX316143
09/14/06	11/09/06	000869424	15942	69,740	50,700	19,040	0	COPR	HORWITH	NDYX320465
09/14/06	11/09/06	000869425	15943	38,940	50,600	(11,660)	0	COPR	HORWITH	NDYX320465
09/14/06	10/30/06	000869426	15944	18,440	50,640	(32,200)	-2	COPR	HORWITH	JTLX254

HONEYWELL SA-7 USE HAZARDOUS WASTE TRACKING (2006)										
Date Shipped	Date of Return Manifest	State Manifest	Man. Doc #	Facilty Manifest Weight (lbs)	Estimated Weight (lbs)	Manifest - Estimate (lbs)	Man. - Estimate (%)	Material	Transporter	RAILCAR #
09/14/06	10/30/06	000869427	15945	67,180	51,280	15,900	0	COPR	HORWITH	JTLX254
09/14/06	10/30/06	000869428	15946	70,760	51,260	19,500	0	COPR	HORWITH	JTLX254
09/14/06	10/30/06	000869429	15947	46,620	51,640	(5,020)	0	COPR	HORWITH	JTLX254
09/14/06	10/30/06	000869430	15948	50,860	51,780	(920)	0	COPR	HORWITH	JTLX30106
09/14/06	10/30/06	000869431	15949	76,400	51,500	24,900	0	COPR	HORWITH	JTLX30106
09/14/06	10/30/06	000869432	15950	38,840	50,880	(12,040)	0	COPR	HORWITH	JTLX30106
09/14/06	10/30/06	000869433	15951	38,820	50,860	(12,040)	0	COPR	HORWITH	JTLX30106
09/14/06	10/30/06	000869434	15952	41,120	47,560	(6,440)	0	COPR	HORWITH	NDYX316143
09/14/06	11/16/06	000869435	15953	76,120	51,740	24,380	0	COPR	HORWITH	CHUX245
09/14/06	11/16/06	000869436	15954	30,880	49,940	(19,060)	-1	COPR	HORWITH	CHUX245
09/14/06	11/16/06	000869437	15955	68,140	51,060	17,080	0	COPR	HORWITH	CHUX245
09/14/06	11/16/06	000869438	15056	30,860	52,080	(21,220)	-1	COPR	HORWITH	CHUX245
09/14/06	10/30/06	000869439	15957	37,420	51,200	(13,780)	0	COPR	HORWITH	JTLX30123
09/14/06	11/09/06	000869440	15958	34,740	48,100	(13,360)	0	COPR	HORWITH	NDYX316020
09/14/06	11/09/06	000869441	15959	55,320	49,860	5,460	0	COPR	HORWITH	NDYX316020
09/14/06	11/09/06	000869442	15960	66,520	47,820	18,700	0	COPR	HORWITH	NDYX316020
09/14/06	11/09/06	000869443	15961	34,720	49,000	(14,280)	0	COPR	HORWITH	NDYX316020
09/14/06	11/09/06	000869444	15962	67,160	50,020	17,140	0	COPR	HORWITH	JTLX30144
09/14/06	11/09/06	000869445	15963	51,660	51,600	60	0	COPR	HORWITH	JTLX30144
09/14/06	11/09/06	000869446	15964	68,080	49,260	18,820	0	COPR	HORWITH	JTLX30144
09/14/06	11/09/06	000869447	15965	12,140	50,060	(37,920)	-3	COPR	HORWITH	JTLX30144
09/14/06	10/30/06	000869448	15966	68,600	51,960	16,640	0	COPR	HORWITH	JTLX30123
09/15/06	10/30/06	000869449	15967	67,880	50,980	16,900	0	COPR	HORWITH	CHUX221
09/15/06	10/30/06	000869450	15968	76,600	49,940	26,660	0	COPR	HORWITH	CHUX221
09/15/06	10/30/06	000869451	15969	30,900	52,040	(21,140)	-1	COPR	HORWITH	CHUX221
09/15/06	10/30/06	000869452	15970	30,900	51,100	(20,200)	-1	COPR	HORWITH	CHUX221
09/15/06	10/30/06	000869453	15971	67,460	49,900	17,560	0	COPR	HORWITH	CHUX223
09/15/06	10/30/06	000869454	15972	34,640	51,320	(16,680)	0	COPR	HORWITH	CHUX223
09/15/06	10/30/06	000869455	15973	66,240	52,000	14,240	0	COPR	HORWITH	CHUX223
09/15/06	10/30/06	000869456	15974	34,640	50,680	(16,040)	0	COPR	HORWITH	CHUX223
09/15/06	10/30/06	000869457	15975	40,420	50,660	(10,240)	0	COPR	HORWITH	CHUX108
09/15/06	10/30/06	000869458	15976	68,660	50,380	18,280	0	COPR	HORWITH	CHUX108
09/15/06	10/30/06	000869459	15977	59,080	51,260	7,820	0	COPR	HORWITH	CHUX108
09/15/06	10/30/06	000869460	15978	34,400	51,620	(17,220)	-1	COPR	HORWITH	CHUX108
09/15/06	10/30/06	000869461	15979	29,800	51,220	(21,420)	-1	COPR	HORWITH	JTLX30162
09/15/06	10/30/06	000869462	15980	67,520	52,240	15,280	0	COPR	HORWITH	JTLX30162
09/15/06	10/30/06	000869463	15981	76,620	51,680	24,940	0	COPR	HORWITH	JTLX30162
09/15/06	10/30/06	000869464	15982	31,640	50,580	(18,940)	-1	COPR	HORWITH	JTLX30162
09/15/06	10/30/06	000869465	15983	27,060	48,960	(21,900)	-1	COPR	HORWITH	DJLX98515
09/15/06	10/30/06	000869466	15984	67,280	49,900	17,380	0	COPR	HORWITH	DJLX98515
09/15/06	10/30/06	000869467	15985	68,960	47,780	21,180	0	COPR	HORWITH	DJLX98515
09/15/06	10/30/06	000869468	15986	38,380	48,240	(9,860)	0	COPR	HORWITH	NDYX320346
09/15/06	10/30/06	000869469	15987	48,900	50,180	(1,280)	0	COPR	HORWITH	NDYX320346
09/15/06	10/30/06	000869470	15988	18,000	51,180	(33,180)	-2	COPR	HORWITH	CHUX193
09/15/06	10/30/06	000869471	15989	76,680	49,620	27,060	0	COPR	HORWITH	NDYX320346
09/15/06	10/30/06	000869472	15990	27,040	51,140	(24,100)	-1	COPR	HORWITH	DJLX98515
09/15/06	10/30/06	000869473	15991	38,360	50,880	(12,520)	0	COPR	HORWITH	NDYX320346
09/15/06	10/30/06	000869474	15992	67,420	49,600	17,820	0	COPR	HORWITH	CHUX193
09/15/06	10/30/06	000869475	15993	33,780	50,820	(17,040)	-1	COPR	HORWITH	CHUX193
09/15/06	10/30/06	000869476	15994	77,140	48,160	28,980	0	COPR	HORWITH	CHUX193
09/15/06	10/30/06	000869477	15995	77,140	52,240	24,900	0	COPR	HORWITH	JTLX30123
09/15/06	10/30/06	000869478	15996	15,060	48,540	(33,480)	-2	COPR	HORWITH	JTLX30123
09/15/06	10/30/06	000869479	15997	36,940	51,640	(14,700)	0	COPR	HORWITH	NDYX320426
09/15/06	10/30/06	000869480	15998	68,240	50,460	17,780	0	COPR	HORWITH	NDYX320426
09/15/06	10/30/06	000869481	15999	76,620	51,600	25,020	0	COPR	HORWITH	NDYX320426
09/15/06	10/30/06	000869482	16000	19,980	52,120	(32,140)	-2	COPR	HORWITH	NDYX320426
09/15/06	10/30/06	000869483	16001	31,480	50,840	(19,360)	-1	COPR	HORWITH	CHUX230
09/15/06	10/30/06	000869484	16002	76,260	52,140	24,120	0	COPR	HORWITH	CHUX230
09/15/06	10/30/06	000869485	16003	68,440	50,880	17,560	0	COPR	HORWITH	CHUX230
09/15/06	10/30/06	000869486	16004	30,240	51,700	(21,460)	-1	COPR	HORWITH	CHUX230
09/15/06	10/30/06	000869487	16005	23,820	50,660	(26,840)	-1	COPR	HORWITH	CHUX197
09/15/06	10/30/06	000869488	16006	67,000	50,240	16,760	0	COPR	HORWITH	CHUX197
09/15/06	10/30/06	000869489	16007	67,340	51,700	15,640	0	COPR	HORWITH	CHUX197
09/15/06	10/30/06	000869490	16008	45,280	51,760	(6,480)	0	COPR	HORWITH	CHUX197
09/15/06	10/30/06	000869491	16009	11,480	51,760	(40,280)	-4	COPR	HORWITH	CHUX100
09/15/06	10/30/06	000869492	16010	69,220	50,460	18,760	0	COPR	HORWITH	CHUX100
09/15/06	10/30/06	000869493	16011	76,900	50,880	26,020	0	COPR	HORWITH	CHUX100
09/15/06	10/30/06	000869494	16012	44,280	51,460	(7,180)	0	COPR	HORWITH	CHUX100
09/15/06	10/30/06	000869495	16013	26,720	49,980	(23,260)	-1	COPR	HORWITH	NDYX316047
09/15/06	10/30/06	000869496	16014	76,720	48,540	28,180	0	COPR	HORWITH	NDYX316047
09/15/06	10/30/06	000869497	16015	68,700	49,380	19,320	0	COPR	HORWITH	NDYX316047
09/15/06	10/30/06	000869498	16016	21,320	48,440	(27,120)	-1	COPR	HORWITH	NDYX316047
09/15/06	10/30/06	000869499	16017	6,860	50,600	(43,740)	-6	COPR	HORWITH	CHUX116
09/15/06	10/30/06	000869500	16018	76,480	51,340	25,140	0	COPR	HORWITH	CHUX116

Honeywell

HONEYWELL SA-7 USE HAZARDOUS WASTE TRACKING (2006)										
Date Shipped	Date of Return Manifest	State Manifest	Man. Doc #	Facilty Manifest Weight (lbs)	Estimated Weight (lbs)	Manifest - Estimate (lbs)	Man. - Estimate (%)	Material	Transporter	RAILCAR #
09/15/06	10/30/06	000869501	16019	67,600	50,600	17,000	0	COPR	HORWITH	CHUX116
09/15/06	10/30/06	000869502	16020	50,980	50,580	400	0	COPR	HORWITH	CHUX116
09/15/06	10/30/06	000869503	16021	76,900	48,220	28,680	0	COPR	HORWITH	NDYX320342
09/15/06	10/30/06	000869504	16022	68,240	50,820	17,420	0	COPR	HORWITH	NDYX320342
09/15/06	10/30/06	000869505	16023	27,680	50,280	(22,600)	-1	COPR	HORWITH	NDYX320342
09/15/06	10/30/06	000869506	16024	28,340	49,540	(21,200)	-1	COPR	HORWITH	NDYX320342
09/15/06	11/13/06	000869508	16025	29,420	49,900	(20,480)	-1	COPR	HORWITH	JTLX30166
09/18/06	10/30/06	000869509	16026	76,360	47,480	28,880	0	COPR	HORWITH	NDYX316133
09/18/06	10/30/06	000869510	16027	68,420	49,220	19,200	0	COPR	HORWITH	NDYX316133
09/18/06	11/27/06	000869511	16028	76,100	47,220	28,880	0	COPR	HORWITH	NDYX316179
09/18/06	11/13/06	000869514	16029	7,420	46,300	(38,880)	-5	COPR	HORWITH	NDYX316109
09/18/06	11/13/06	000869515	16030	65,820	49,640	16,180	0	COPR	HORWITH	NDYX316109
09/18/06	11/13/06	000869516	16031	62,120	49,680	12,440	0	COPR	HORWITH	NDYX316109
09/18/06	11/13/06	000869517	16032	67,420	50,000	17,420	0	COPR	HORWITH	JTLX30166
09/18/06	11/27/06	000869518	16033	68,740	50,120	18,620	0	COPR	HORWITH	NDYX316179
09/18/06	11/27/06	000869519	16034	24,180	50,160	(25,980)	-1	COPR	HORWITH	NDYX316179
09/18/06	11/27/06	000869520	16035	24,180	47,720	(23,540)	-1	SCB7/WP	HORWITH	NDYX316179
09/18/06	11/13/06	000869521	16036	68,000	51,980	16,020	0	COPR	HORWITH	JTLX30166
09/18/06	11/13/06	000869522	16037	51,860	51,260	600	0	COPR	HORWITH	JTLX30166
09/18/06	10/30/06	000869523	16038	12,200	50,880	(38,680)	-3	SCB7/WP	HORWITH	CHUX124
09/18/06	11/13/06	000869529	16039	42,360	49,400	(7,040)	0	COPR	HORWITH	NDYX316109
09/18/06	10/30/06	000869530	16040	67,900	51,280	16,620	0	SCB7/WP	HORWITH	CHUX124
09/18/06	10/30/06	000869531	16041	67,780	52,880	14,900	0	COPR	HORWITH	CHUX124
09/18/06	10/30/06	000869532	16042	59,580	50,940	8,640	0	SCB7/WP	HORWITH	CHUX124
09/18/06	10/30/06	000869533	16043	52,260	50,800	1,460	0	SCB7/WP	HORWITH	CHUX143
09/18/06	10/30/06	000869534	16044	68,220	50,560	17,660	0	SCB7/WP	HORWITH	CHUX143
09/18/06	10/30/06	000869535	16045	67,140	50,560	16,580	0	SCB7/WP	HORWITH	CHUX143
09/18/06	10/30/06	000869536	16046	14,600	50,980	(36,380)	-2	SCB7/WP	HORWITH	CHUX143
09/18/06	10/30/06	000869537	16047	36,120	50,420	(14,300)	0	COPR	HORWITH	JTLX30134
09/18/06	10/30/06	000869539	16048	76,260	52,420	23,840	0	SCB7/WP	HORWITH	JTLX30134
09/18/06	10/30/06	000869540	16049	68,140	52,400	15,740	0	COPR	HORWITH	JTLX30134
09/18/06	10/30/06	000869541	16050	24,600	49,860	(25,260)	-1	SCB7/WP	HORWITH	JTLX30134
09/18/06	10/30/06	000869542	16051	26,240	50,840	(24,600)	-1	SCB7/WP	HORWITH	CHUX113
09/18/06	10/30/06	000869543	16052	67,980	51,040	16,940	0	COPR	HORWITH	CHUX113
09/18/06	10/30/06	000869544	16053	67,060	52,060	15,000	0	COPR	HORWITH	CHUX113
09/18/06	10/30/06	000869545	16054	25,500	49,760	(24,260)	-1	COPR	HORWITH	NDYX316133
09/18/06	10/30/06	000869546	16055	43,600	51,960	(8,360)	0	COPR	HORWITH	CHUX113
09/18/06	10/30/06	000869547	16056	25,480	49,640	(24,160)	-1	SCB7/WP	HORWITH	NDYX316133
09/18/06	10/30/06	000869548	16057	23,460	51,800	(28,340)	-1	COPR	HORWITH	NDYX320461
09/18/06	10/30/06	000869549	16058	77,000	50,140	26,860	0	COPR	HORWITH	NDYX320461
09/18/06	10/30/06	000869550	16059	33,360	50,160	(16,800)	-1	COPR	HORWITH	NDYX320461
09/18/06	10/30/06	000869551	16060	67,420	51,540	15,880	0	COPR	HORWITH	NDYX320461
09/18/06	11/15/06	000869552	16061	62,620	49,840	12,780	0	COPR	HORWITH	NDYX316036
09/18/06	11/13/06	000869553	16062	40,760	51,160	(10,400)	0	COPR	HORWITH	CHUX224
09/18/06	11/13/06	000869554	16063	66,800	52,560	14,240	0	COPR	HORWITH	CHUX224
09/18/06	11/13/06	000869555	16064	67,380	50,960	16,420	0	COPR	HORWITH	CHUX224
09/18/06	11/13/06	000869556	16065	29,240	51,220	(21,980)	-1	COPR	HORWITH	CHUX224
09/18/06	10/30/06	000869557	16066	61,960	50,840	11,120	0	COPR	HORWITH	JTLX271
09/18/06	10/30/06	000869558	16067	12,820	50,760	(37,940)	-3	COPR	HORWITH	JTLX271
09/18/06	10/30/06	000869559	16068	69,640	52,320	17,320	0	COPR	HORWITH	JTLX271
09/18/06	10/30/06	000869560	16069	59,980	50,360	9,620	0	SCB7/WP	HORWITH	JTLX271
09/18/06	10/30/06	000869561	16070	26,340	52,020	(25,680)	-1	COPR	HORWITH	CHUX256
09/18/06	10/30/06	000869562	16071	62,440	51,760	10,680	0	SCB7/WP	HORWITH	CHUX256
09/18/06	11/15/06	000869563	16072	68,420	49,380	19,040	0	SCB7/WP	HORWITH	NDYX316036
09/18/06	10/30/06	000869564	16073	67,560	51,260	16,300	0	COPR	HORWITH	CHUX256
09/18/06	11/15/06	000869565	16074	30,420	49,080	(18,660)	-1	COPR	HORWITH	NDYX316036
09/18/06	10/30/06	000869566	16075	48,780	50,660	(1,880)	0	SCB7/WP	HORWITH	CHUX256
09/18/06	10/30/06	000869567	16076	8,120	52,060	(43,940)	-5	COPR	HORWITH	NDYX320343
09/18/06	10/30/06	000869568	16077	68,000	49,380	18,620	0	SCB7/WP	HORWITH	NDYX320343
09/18/06	10/30/06	000869569	16078	67,600	49,160	18,440	0	SCB7/WP	HORWITH	NDYX320343
09/18/06	10/30/06	000869570	16079	54,620	49,020	5,600	0	COPR	HORWITH	NDYX320343
09/18/06	10/30/06	000869571	16080	32,960	51,680	(18,720)	-1	COPR	HORWITH	CHUX254
09/18/06	11/15/06	000869572	16081	30,420	47,620	(17,200)	-1	SCB7/WP	HORWITH	NDYX316036
09/18/06	10/30/06	000869573	16082	67,680	50,260	17,420	0	SCB7/WP	HORWITH	CHUX254
09/18/06	10/30/06	000869574	16083	62,720	51,560	11,160	0	COPR	HORWITH	CHUX254
09/18/06	10/30/06	000869575	16084	41,200	51,340	(10,140)	0	COPR	HORWITH	CHUX254
09/18/06	10/30/06	000869576	16085	45,280	49,900	(4,620)	0	COPR	HORWITH	CHUX255
09/18/06	10/30/06	000869577	16086	69,660	51,780	17,880	0	COPR	HORWITH	CHUX255
09/18/06	10/30/06	000869578	16087	38,060	52,880	(14,820)	0	COPR	HORWITH	CHUX255
09/19/06	10/30/06	000869579	16088	38,080	50,520	(12,440)	0	COPR	HORWITH	CHUX255
09/19/06	10/30/06	000869580	16089	76,620	50,020	26,600	0	COPR	HORWITH	CEFX35845
09/19/06	10/30/06	000869581	16090	33,000	50,980	(17,980)	-1	COPR	HORWITH	CEFX35845
09/19/06	10/30/06	000869582	16091	68,460	51,340	17,120	0	COPR	HORWITH	CEFX35845
09/19/06	10/30/06	000869583	16092	32,980	48,760	(15,780)	0	COPR	HORWITH	CEFX35845

HONEYWELL SA-7 USE HAZARDOUS WASTE TRACKING (2006)										
Date Shipped	Date of Return Manifest	State Manifest	Man. Doc #	Facilty Manifest Weight (lbs)	Estimated Weight (lbs)	Manifest - Estimate (lbs)	Man. - Estimate (%)	Material	Transporter	RAILCAR #
09/19/06	10/30/06	000869584	16093	68,520	50,200	18,320	0	COPR	HORWITH	CEFX35831
09/19/06	10/30/06	000869585	16094	68,400	50,500	17,900	0	COPR	HORWITH	CEFX35831
09/19/06	10/30/06	000869586	16095	32,920	49,940	(17,020)	-1	COPR	HORWITH	CEFX35831
09/19/06	10/30/06	000869587	16096	32,900	50,080	(17,180)	-1	COPR	HORWITH	CEFX35831
09/19/06	11/09/06	000869588	16097	76,180	50,100	26,080	0	COPR	HORWITH	CEFX35833
09/19/06	11/09/06	000869589	16098	21,700	50,140	(28,440)	-1	COPR	HORWITH	CEFX35833
09/19/06	11/09/06	000869590	16099	77,100	49,960	27,140	0	COPR	HORWITH	CEFX35833
09/19/06	11/09/06	000869591	16100	22,900	50,120	(27,220)	-1	COPR	HORWITH	CEFX35833
09/19/06	10/30/06	000869592	16101	53,460	50,280	3,180	0	COPR	HORWITH	CEFX35852
09/19/06	10/30/06	000869593	16102	61,480	49,040	12,440	0	COPR	HORWITH	CEFX35852
09/19/06	10/30/06	000869594	16103	66,700	50,520	16,180	0	COPR	HORWITH	CEFX35852
09/19/06	10/30/06	000869595	16104	14,880	49,900	(35,020)	-2	COPR	HORWITH	CEFX35852
09/19/06	10/30/06	000869597	16105	52,760	50,900	1,860	0	COPR	HORWITH	CEFX35840
09/19/06	10/30/06	000869598	16106	76,820	47,180	29,640	0	COPR	HORWITH	CEFX35840
09/19/06	10/30/06	000869599	16107	33,880	51,540	(17,660)	-1	COPR	HORWITH	CEFX35840
09/19/06	10/30/06	000869600	16108	33,860	48,500	(14,640)	0	COPR	HORWITH	CEFX35840
09/19/06	10/30/06	000869601	16109	76,800	50,320	26,480	0	COPR	HORWITH	CEFX35850
09/19/06	10/30/06	000869602	16110	77,180	48,480	28,700	0	COPR	HORWITH	CEFX35850
09/19/06	10/30/06	000869603	16111	19,260	49,020	(29,760)	-2	COPR	HORWITH	CEFX35850
09/19/06	10/30/06	000869604	16112	19,240	50,280	(31,040)	-2	COPR	HORWITH	CEFX35850
09/19/06	10/30/06	000869605	16113	38,520	50,540	(12,020)	0	COPR	HORWITH	CEFX35848
09/19/06	10/30/06	000869606	16114	63,460	50,040	13,420	0	COPR	HORWITH	CEFX35848
09/19/06	10/30/06	000869607	16115	67,340	52,640	14,700	0	COPR	HORWITH	CEFX35848
09/19/06	10/30/06	000869608	16116	30,320	51,320	(21,000)	-1	COPR	HORWITH	CEFX35848
09/19/06	10/30/06	000869609	16117	16,120	51,200	(35,080)	-2	COPR	HORWITH	CEFX35835
09/19/06	10/30/06	000869610	16118	67,440	49,380	18,060	0	COPR	HORWITH	CEFX35835
09/19/06	10/30/06	000869611	16119	67,680	50,960	16,720	0	COPR	HORWITH	CEFX35835
09/19/06	10/30/06	000869612	16120	17,080	50,660	(33,580)	-2	COPR	HORWITH	CEFX35843
09/19/06	10/30/06	000869613	16121	49,000	52,140	(3,140)	0	COPR	HORWITH	CEFX35835
09/19/06	10/30/06	000869614	16122	67,520	52,000	15,520	0	COPR	HORWITH	CEFX35843
09/19/06	10/30/06	000869615	16123	65,780	51,100	14,680	0	COPR	HORWITH	CEFX35843
09/19/06	10/30/06	000869616	16124	51,060	51,860	(800)	0	COPR	HORWITH	CEFX35843
09/19/06	10/30/06	000869617	16125	10,800	50,100	(39,300)	-4	COPR	HORWITH	CEFX35841
09/19/06	10/30/06	000869618	16126	28,300	50,420	(22,120)	-1	COPR	HORWITH	CEFX35851
09/19/06	10/30/06	000869619	16127	67,700	51,280	16,420	0	COPR	HORWITH	CEFX35841
09/19/06	10/30/06	000869620	16128	76,620	50,720	25,900	0	COPR	HORWITH	CEFX35841
09/19/06	10/30/06	000869621	16129	46,080	50,380	(4,300)	0	COPR	HORWITH	CEFX35841
09/19/06	10/30/06	000869622	16130	76,880	51,340	25,540	0	COPR	HORWITH	CEFX35851
09/19/06	10/30/06	000869623	16131	62,720	51,800	10,920	0	COPR	HORWITH	CEFX35851
09/19/06	10/30/06	000869625	16132	28,300	48,380	(20,080)	-1	COPR	HORWITH	CEFX35851
09/19/06	10/30/06	000869626	16133	66,120	47,380	18,740	0	COPR	HORWITH	CEFX35802
09/19/06	10/30/06	000869627	16134	9,560	51,420	(41,860)	-4	COPR	HORWITH	CEFX35802
09/19/06	10/30/06	000869628	16135	69,960	51,480	18,480	0	COPR	HORWITH	CEFX35802
09/19/06	10/30/06	000869629	16136	66,860	51,520	15,340	0	COPR	HORWITH	CEFX35849
09/19/06	10/30/06	000869630	16137	49,600	49,260	340	0	COPR	HORWITH	CEFX35802
09/19/06	10/30/06	000869631	16138	75,420	52,180	23,240	0	COPR	HORWITH	CEFX35849
09/19/06	10/30/06	000869632	16139	29,340	50,420	(21,080)	-1	COPR	HORWITH	CEFX35849
09/19/06	10/30/06	000869633	16140	20,320	49,100	(28,780)	-1	COPR	HORWITH	CEFX35849
09/19/06	10/30/06	000869634	16141	66,360	50,780	15,580	0	COPR	HORWITH	CEFX35836
09/19/06	10/30/06	000869635	16142	67,460	51,840	15,620	0	COPR	HORWITH	CEFX35836
09/19/06	10/30/06	000869636	16143	69,060	51,540	17,520	0	COPR	HORWITH	CEFX35836
09/19/06	10/30/06	000869637	16144	68,300	50,500	17,800	0	COPR	HORWITH	CEFX35799
09/19/06	10/30/06	000869638	16145	9,980	51,380	(41,400)	-4	COPR	HORWITH	CEFX35836
09/19/06	10/30/06	000869639	16146	37,060	50,800	(13,740)	0	COPR	HORWITH	CEFX35799
09/19/06	10/30/06	000869640	16147	67,840	51,440	16,400	0	COPR	HORWITH	CEFX35799
09/19/06	10/30/06	000869641	16148	21,320	50,720	(29,400)	-1	COPR	HORWITH	CEFX35799
09/20/06	10/30/06	000869642	16149	26,740	50,380	(23,640)	-1	COPR	HORWITH	CEFX35800
09/20/06	10/30/06	000869643	16150	30,560	49,240	(18,680)	-1	COPR	HORWITH	NDYX316009
09/20/06	10/30/06	000869644	16151	40,480	51,060	(10,580)	0	COPR	HORWITH	CEFX35800
09/20/06	10/30/06	000869645	16152	67,300	51,960	15,340	0	COPR	HORWITH	CEFX35800
09/20/06	10/30/06	000869646	16153	67,680	52,080	15,600	0	COPR	HORWITH	CEFX35800
09/20/06	10/30/06	000869647	16154	28,140	51,520	(23,380)	-1	COPR	HORWITH	CEFX35823
09/20/06	10/30/06	000869648	16155	67,560	51,620	15,940	0	COPR	HORWITH	CEFX35823
09/20/06	10/30/06	000869649	16156	70,560	51,220	19,340	0	COPR	HORWITH	CEFX35823
09/20/06	10/30/06	000869650	16157	38,320	52,140	(13,820)	0	COPR	HORWITH	CEFX35823
09/20/06	10/30/06	000869651	16158	48,040	51,760	(3,720)	0	COPR	HORWITH	JTLX30149
09/20/06	10/30/06	000869653	16159	60,160	52,460	7,700	0	COPR	HORWITH	JTLX30149
09/20/06	10/30/06	000869654	16160	66,580	52,000	14,580	0	COPR	HORWITH	JTLX30149
09/20/06	10/30/06	000869655	16161	28,860	50,540	(21,680)	-1	COPR	HORWITH	JTLX30149
09/20/06	10/30/06	000869657	16162	8,200	50,480	(42,280)	-5	COPR	HORWITH	CHUX238
09/20/06	10/30/06	000869658	16163	76,460	51,420	25,040	0	COPR	HORWITH	CHUX238
09/20/06	10/30/06	000869659	16164	69,560	49,840	19,720	0	COPR	HORWITH	NDYX316009
09/20/06	10/30/06	000869660	16165	38,240	48,680	(10,440)	0	COPR	HORWITH	NDYX316137
09/20/06	10/30/06	000869661	16166	76,360	47,460	28,900	0	COPR	HORWITH	NDYX316009

HONEYWELL SA-7 USE HAZARDOUS WASTE TRACKING (2006)										
Date Shipped	Date of Return Manifest	State Manifest	Man. Doc #	Facilty Manifest Weight (lbs)	Estimated Weight (lbs)	Manifest - Estimate (lbs)	Man. - Estimate (%)	Material	Transporter	RAILCAR #
09/20/06	10/30/06	000869662	16167	67,320	52,100	15,220	0	COPR	HORWITH	CHUX238
09/20/06	10/30/06	000869663	16168	59,100	46,620	12,480	0	COPR	HORWITH	NDYX316137
09/20/06	10/30/06	000869664	16169	51,260	51,300	(40)	0	COPR	HORWITH	CHUX238
09/20/06	10/30/06	000869665	16170	25,260	50,160	(24,900)	-1	COPR	HORWITH	JTLX30143
09/20/06	10/30/06	000869666	16171	16,940	49,860	(32,920)	-2	COPR	HORWITH	NDYX316009
09/20/06	10/30/06	000869667	16172	76,780	50,680	26,100	0	COPR	HORWITH	JTLX30143
09/20/06	10/30/06	000869668	16173	66,880	49,920	16,960	0	COPR	HORWITH	NDYX316137
09/20/06	10/30/06	000869669	16174	26,940	50,080	(23,140)	-1	COPR	HORWITH	NDYX316137
09/20/06	10/30/06	000869670	16175	61,220	51,260	9,960	0	COPR	HORWITH	JTLX30143
09/20/06	11/17/06	000869671	16176	23,520	53,020	(29,500)	-1	COPR	HORWITH	JTLX252
09/20/06	10/30/06	000869672	16177	35,900	50,080	(14,180)	0	COPR	HORWITH	JTLX30143
09/20/06	11/17/06	000869673	16178	68,220	50,720	17,500	0	COPR	HORWITH	JTLX252
09/20/06	11/17/06	000869674	16179	58,880	50,840	8,040	0	COPR	HORWITH	JTLX252
09/20/06	10/30/06	000869675	16180	27,000	49,640	(22,640)	-1	COPR	HORWITH	NDYX316176
09/20/06	11/17/06	000869676	16181	56,160	51,120	5,040	0	COPR	HORWITH	JTLX252
09/20/06	10/30/06	000869677	16182	67,040	50,220	16,820	0	COPR	HORWITH	NDYX316176
09/20/06	10/30/06	000869678	16183	67,740	47,320	20,420	0	COPR	HORWITH	NDYX316176
09/20/06	10/30/06	000869679	16184	34,060	49,680	(15,620)	0	COPR	HORWITH	NDYX316176
09/20/06	10/30/06	000869680	16185	32,740	51,520	(18,780)	-1	COPR	HORWITH	JTLX118
09/20/06	10/30/06	000869681	16186	66,320	50,340	15,980	0	COPR	HORWITH	JTLX118
09/20/06	10/30/06	000869682	16187	68,440	51,380	17,060	0	COPR	HORWITH	JTLX118
09/20/06	10/30/06	000869683	16188	29,980	50,540	(20,560)	-1	COPR	HORWITH	JTLX118
09/20/06	10/30/06	000869684	16189	62,100	51,320	10,780	0	COPR	HORWITH	CHUX226
09/20/06	10/30/06	000869685	16190	76,660	51,560	25,100	0	COPR	HORWITH	CHUX226
09/20/06	10/30/06	000869686	16191	33,680	50,440	(16,760)	0	COPR	HORWITH	CHUX226
09/20/06	10/30/06	000869687	16192	9,180	49,020	(39,840)	-4	COPR	HORWITH	NDYX316170
09/20/06	10/30/06	000869688	16193	33,660	52,120	(18,460)	-1	COPR	HORWITH	CHUX226
09/20/06	10/30/06	000869689	16194	66,020	50,500	15,520	0	COPR	HORWITH	CHUX164
09/20/06	10/30/06	000869690	16195	77,080	49,240	27,840	0	COPR	HORWITH	NDYX316170
09/20/06	10/30/06	000869691	16196	67,020	51,220	15,800	0	COPR	HORWITH	CHUX164
09/20/06	10/30/06	000869692	16197	61,980	50,980	11,000	0	COPR	HORWITH	CHUX164
09/20/06	10/30/06	000869693	16198	68,220	48,500	19,720	0	COPR	HORWITH	NDYX316170
09/20/06	11/16/06	000869694	16199	67,000	51,840	15,160	0	COPR	HORWITH	CHUX152
09/20/06	11/16/06	000869695	16200	10,700	51,180	(40,480)	-4	COPR	HORWITH	CHUX152
09/20/06	10/30/06	000869696	16201	13,760	51,200	(37,440)	-3	COPR	HORWITH	CHUX164
09/20/06	11/16/06	000869697	16202	60,140	51,060	9,080	0	COPR	HORWITH	CHUX152
09/20/06	10/30/06	000869698	16203	40,120	50,160	(10,040)	0	COPR	HORWITH	NDYX316170
09/20/06	11/16/06	000869699	16204	66,560	52,300	14,260	0	COPR	HORWITH	CHUX152
09/20/06	11/17/06	000869700	16205	60,160	50,720	9,440	0	COPR	HORWITH	JTLX273
09/20/06	11/17/06	000869701	16206	66,560	51,860	14,700	0	COPR	HORWITH	JTLX273
09/20/06	11/17/06	000869702	16207	33,040	50,480	(17,440)	-1	COPR	HORWITH	JTLX273
09/20/06	11/17/06	000869703	16208	43,680	50,860	(7,180)	0	COPR	HORWITH	JTLX273
09/21/06	11/13/06	000869704	16209	37,120	50,280	(13,160)	0	COPR	HORWITH	JTLX30103
09/21/06	11/13/06	000869705	16210	50,920	49,520	1,400	0	COPR	HORWITH	NDYX316104
09/21/06	11/13/06	000869706	16211	66,800	47,740	19,060	0	COPR	HORWITH	NDYX316104
09/21/06	11/13/06	000869707	16212	67,260	48,660	18,600	0	COPR	HORWITH	NDYX316104
09/21/06	11/13/06	000869708	16213	76,240	50,800	25,440	0	COPR	HORWITH	JTLX30103
09/21/06	11/13/06	000869709	16214	16,980	50,680	(33,700)	-2	COPR	HORWITH	JTLX30103
09/21/06	11/13/06	000869710	16215	68,900	50,380	18,520	0	COPR	HORWITH	JTLX30160
09/21/06	11/13/06	000869711	16216	68,120	49,700	18,420	0	COPR	HORWITH	JTLX30103
09/21/06	11/13/06	000869712	16217	67,380	49,880	17,500	0	COPR	HORWITH	JTLX30160
09/21/06	11/13/06	000869713	16218	7,660	49,200	(41,540)	-5	COPR	HORWITH	NDYX316104
09/21/06	11/13/06	000869714	16219	31,560	50,320	(18,760)	-1	COPR	HORWITH	JTLX30160
09/21/06	10/30/06	000869715	16220	76,400	49,780	26,620	0	COPR	HORWITH	JTLX30116
09/21/06	11/13/06	000869716	16221	31,580	51,200	(19,620)	-1	COPR	HORWITH	JTLX30160
09/21/06	10/30/06	000869717	16222	4,020	50,660	(46,640)	-12	COPR	HORWITH	JTLX30116
09/21/06	10/30/06	000869718	16223	68,220	50,100	18,120	0	COPR	HORWITH	JTLX30116
09/21/06	10/30/06	000869719	16224	17,300	52,820	(35,520)	-2	COPR	HORWITH	CHUX202
09/21/06	10/30/06	000869720	16225	49,840	50,320	(480)	0	COPR	HORWITH	JTLX30116
09/21/06	10/30/06	000869721	16226	67,320	51,420	15,900	0	COPR	HORWITH	CHUX202
09/21/06	10/30/06	000869722	16227	17,220	49,900	(32,680)	-2	COPR	HORWITH	NDYX316037
09/21/06	10/30/06	000869723	16228	66,860	46,420	20,440	0	COPR	HORWITH	NDYX316037
09/21/06	10/30/06	000869724	16229	67,820	48,560	19,260	0	COPR	HORWITH	NDYX316037
09/21/06	10/30/06	000869725	16230	39,440	49,640	(10,200)	0	COPR	HORWITH	NDYX316037
09/21/06	10/30/06	000869726	16231	67,380	51,580	15,800	0	COPR	HORWITH	CHUX202
09/21/06	10/30/06	000869727	16232	51,240	48,480	2,760	0	COPR	HORWITH	CHUX202
09/21/06	10/30/06	000869728	16233	29,760	50,440	(20,680)	-1	COPR	HORWITH	CHUX232
09/21/06	10/30/06	000869729	16234	66,620	49,940	16,680	0	COPR	HORWITH	CHUX232
09/21/06	10/30/06	000869730	16235	40,620	51,460	(10,840)	0	COPR	HORWITH	CHUX232
09/21/06	10/30/06	000869731	16236	67,140	49,320	17,820	0	COPR	HORWITH	CHUX232
09/21/06	10/30/06	000869732	16237	57,560	51,040	6,520	0	COPR	HORWITH	JTLX268
09/21/06	10/30/06	000869733	16238	76,360	49,340	27,020	0	COPR	HORWITH	JTLX268
09/21/06	10/30/06	000869734	16239	32,260	49,360	(17,100)	-1	COPR	HORWITH	JTLX268
09/21/06	10/30/06	000869735	16240	32,240	51,060	(18,820)	-1	COPR	HORWITH	JTLX268

HONEYWELL SA-7 USE HAZARDOUS WASTE TRACKING (2006)										
Date Shipped	Date of Return Manifest	State Manifest	Man. Doc #	Facilty Manifest Weight (lbs)	Estimated Weight (lbs)	Manifest - Estimate (lbs)	Man. - Estimate (%)	Material	Transporter	RAILCAR #
09/21/06	10/30/06	000869736	16241	12,240	51,860	(39,620)	-3	COPR	HORWITH	JTLX30169
09/21/06	10/30/06	000869737	16242	68,360	51,040	17,320	0	COPR	HORWITH	JTLX30169
09/21/06	10/30/06	000869738	16243	67,660	51,040	16,620	0	COPR	HORWITH	JTLX30169
09/21/06	10/30/06	000869739	16244	54,860	49,420	5,440	0	COPR	HORWITH	JTLX30169
09/21/06	10/30/06	000869740	16245	31,560	51,080	(19,520)	-1	COPR	HORWITH	CEFX35820
09/21/06	10/30/06	000869741	16246	69,500	50,940	18,560	0	COPR	HORWITH	CEFX35820
09/21/06	10/30/06	000869742	16247	69,060	49,920	19,140	0	COPR	HORWITH	CHUX148
09/21/06	10/30/06	000869743	16248	76,560	49,760	26,800	0	COPR	HORWITH	CHUX148
09/21/06	10/30/06	000869744	16249	27,900	48,880	(20,980)	-1	COPR	HORWITH	CHUX148
09/21/06	10/30/06	000869745	16250	27,900	48,360	(20,460)	-1	COPR	HORWITH	CHUX148
09/21/06	10/30/06	000869746	16251	48,220	49,020	(800)	0	COPR	HORWITH	DJLX98524
09/21/06	10/30/06	000869747	16252	76,620	49,480	27,140	0	COPR	HORWITH	DJLX98524
09/21/06	10/30/06	000869748	16253	34,000	48,120	(14,120)	0	COPR	HORWITH	DJLX98524
09/21/06	10/30/06	000869749	16254	37,380	51,220	(13,840)	0	COPR	HORWITH	CHUX187
09/21/06	10/30/06	000869750	16255	34,000	50,140	(16,140)	0	COPR	HORWITH	DJLX98524
09/21/06	10/30/06	000869751	16256	70,240	51,280	18,960	0	COPR	HORWITH	CHUX187
09/21/06	10/30/06	000869752	16257	62,640	50,480	12,160	0	COPR	HORWITH	CHUX187
09/21/06	10/30/06	000869753	16258	28,320	50,300	(21,980)	-1	COPR	HORWITH	CHUX187
09/21/06	10/30/06	000869754	16259	37,160	52,380	(15,220)	0	COPR	HORWITH	CHUX188
09/21/06	10/30/06	000869755	16260	67,440	50,160	17,280	0	COPR	HORWITH	CHUX188
09/21/06	10/30/06	000869756	16261	68,700	48,700	20,000	0	COPR	HORWITH	CHUX188
09/21/06	10/30/06	000869758	16262	25,280	51,220	(25,940)	-1	COPR	HORWITH	CHUX170
09/21/06	10/30/06	000869759	16263	29,360	49,660	(20,300)	-1	COPR	HORWITH	CHUX188
09/21/06	10/30/06	000869760	16264	67,360	50,820	16,540	0	COPR	HORWITH	CHUX170
09/21/06	10/30/06	000869761	16265	66,900	49,880	17,020	0	COPR	HORWITH	CHUX170
09/21/06	10/30/06	000869762	16266	40,920	50,260	(9,340)	0	COPR	HORWITH	CHUX170
09/21/06	10/30/06	000869763	16267	12,280	48,740	(36,460)	-3	COPR	HORWITH	CHUX194
09/21/06	10/30/06	000869764	16268	67,120	51,800	15,320	0	COPR	HORWITH	CHUX194
09/21/06	10/30/06	000869765	16269	77,300	50,220	27,080	0	COPR	HORWITH	CHUX194
09/21/06	10/30/06	000869766	16270	43,020	49,580	(6,560)	0	COPR	HORWITH	CHUX194
09/22/06	10/30/06	000869767	16271	67,100	47,900	19,200	0	COPR	HORWITH	NDYX316192
09/22/06	10/30/06	000869768	16272	70,000	50,200	19,800	0	COPR	HORWITH	CEFX35820
09/22/06	10/30/06	000869769	16273	68,260	48,640	19,620	0	COPR	HORWITH	NDYX316192
09/22/06	10/30/06	000869770	16274	28,340	49,340	(21,000)	-1	COPR	HORWITH	NDYX316192
09/22/06	10/30/06	000869771	16275	29,020	49,980	(20,960)	-1	COPR	HORWITH	NDYX316192
09/22/06	10/30/06	000869772	16276	30,600	51,040	(20,440)	-1	COPR	HORWITH	CEFX35820
09/22/06	10/30/06	000869773	16277	13,700	50,600	(36,900)	-3	COPR	HORWITH	CHUX234
09/22/06	10/30/06	000869774	16278	66,660	50,280	16,380	0	COPR	HORWITH	CHUX234
09/22/06	10/30/06	000869775	16279	76,600	51,440	25,160	0	COPR	HORWITH	CHUX234
09/22/06	10/30/06	000869776	16280	45,420	50,260	(4,840)	0	COPR	HORWITH	CHUX234
09/22/06	10/30/06	000869777	16281	10,120	50,260	(40,140)	-4	COPR	HORWITH	CHUX208
09/22/06	10/30/06	000869778	16282	67,660	50,420	17,240	0	COPR	HORWITH	CHUX208
09/22/06	10/30/06	000869779	16283	67,400	50,200	17,200	0	COPR	HORWITH	CHUX208
09/22/06	10/30/06	000869780	16284	54,820	50,060	4,760	0	COPR	HORWITH	CHUX208
09/22/06	10/30/06	000869781	16285	44,140	50,200	(6,060)	0	COPR	HORWITH	CHUX242
09/22/06	10/30/06	000869782	16286	76,540	49,100	27,440	0	COPR	HORWITH	CHUX242
09/22/06	10/30/06	000869783	16287	38,820	51,180	(12,360)	0	COPR	HORWITH	CHUX242
09/22/06	10/30/06	000869784	16288	38,820	50,360	(11,540)	0	COPR	HORWITH	CHUX242
09/22/06	10/30/06	000869785	16289	54,140	46,100	8,040	0	COPR	HORWITH	CHUX181
09/22/06	10/30/06	000869786	16290	68,120	49,080	19,040	0	COPR	HORWITH	CHUX181
09/22/06	10/30/06	000869787	16291	34,560	51,080	(16,520)	0	COPR	HORWITH	CHUX181
09/22/06	10/30/06	000869788	16292	34,560	47,060	(12,500)	0	COPR	HORWITH	CHUX181
09/22/06	10/30/06	000869789	16293	60,800	50,760	10,040	0	COPR	HORWITH	CHUX267
09/22/06	10/30/06	000869790	16294	66,960	49,600	17,360	0	COPR	HORWITH	CHUX267
09/22/06	10/30/06	000869791	16295	34,240	50,160	(15,920)	0	COPR	HORWITH	CHUX267
09/22/06	10/30/06	000869792	16296	34,240	49,940	(15,700)	0	COPR	HORWITH	CHUX267
09/22/06	10/30/06	000869793	16297	38,160	51,940	(13,780)	0	COPR	HORWITH	CHUX262
09/22/06	10/30/06	000869794	16298	76,420	49,580	26,840	0	COPR	HORWITH	CHUX262
09/22/06	10/30/06	000869795	16299	76,460	51,040	25,420	0	COPR	HORWITH	CHUX262
09/22/06	10/30/06	000869796	16300	16,160	52,000	(35,840)	-2	COPR	HORWITH	CHUX262
09/22/06	10/30/06	000869797	16301	53,820	51,200	2,620	0	COPR	HORWITH	CHUX265
09/22/06	10/30/06	000869818	16302	76,380	49,940	26,440	0	COPR	HORWITH	CHUX265
09/22/06	10/30/06	000869819	16303	33,060	48,420	(15,360)	0	COPR	HORWITH	CHUX265
09/22/06	10/30/06	000869820	16304	33,060	49,480	(16,420)	0	COPR	HORWITH	CHUX265
09/22/06	10/30/06	000869821	16305	45,720	51,820	(6,100)	0	COPR	HORWITH	CHUX266
09/22/06	10/30/06	000869822	16306	67,720	51,180	16,540	0	COPR	HORWITH	CHUX266
09/22/06	10/30/06	000869823	16307	67,400	52,420	14,980	0	COPR	HORWITH	CHUX266
09/22/06	10/30/06	000869824	16308	23,060	51,500	(28,440)	-1	COPR	HORWITH	CHUX266
09/22/06	10/30/06	000869825	16309	36,360	51,280	(14,920)	0	COPR	HORWITH	CHUX264
09/22/06	10/30/06	000869826	16310	66,840	51,400	15,440	0	COPR	HORWITH	CHUX264
09/22/06	10/30/06	000869827	16311	66,620	50,660	15,960	0	COPR	HORWITH	CHUX264
09/22/06	10/30/06	000869828	16312	37,240	52,060	(14,820)	0	COPR	HORWITH	CHUX264
09/22/06	10/30/06	000869829	16313	29,200	51,400	(22,200)	-1	COPR	HORWITH	CHUX263
09/22/06	10/30/06	000869830	16314	67,080	51,640	15,440	0	COPR	HORWITH	CHUX263

HONEYWELL SA-7 USE HAZARDOUS WASTE TRACKING (2006)										
Date Shipped	Date of Return Manifest	State Manifest	Man. Doc #	Facilty Manifest Weight (lbs)	Estimated Weight (lbs)	Manifest - Estimate (lbs)	Man. - Estimate (%)	Material	Transporter	RAILCAR #
09/22/06	10/30/06	000869831	16315	45,680	50,320	(4,640)	0	COPR	HORWITH	CHUX258
09/22/06	10/30/06	000869832	16316	68,160	50,540	17,620	0	COPR	HORWITH	CHUX263
09/22/06	10/30/06	000869833	16317	76,220	51,240	24,980	0	COPR	HORWITH	CHUX261
09/22/06	10/30/06	000869834	16318	30,980	49,560	(18,580)	-1	COPR	HORWITH	CHUX263
09/22/06	10/30/06	000869835	16319	23,820	50,160	(26,340)	-1	COPR	HORWITH	CHUX261
09/22/06	10/30/06	000869836	16320	23,840	49,040	(25,200)	-1	COPR	HORWITH	CHUX261
09/22/06	10/30/06	000869837	16321	76,280	52,220	24,060	0	COPR	HORWITH	CHUX261
09/22/06	10/30/06	000869838	16322	45,500	51,020	(5,520)	0	COPR	HORWITH	CHUX257
09/22/06	10/30/06	000869839	16323	67,520	50,880	16,640	0	COPR	HORWITH	CHUX257
09/22/06	10/30/06	000869840	16324	67,200	51,040	16,160	0	COPR	HORWITH	CHUX257
09/22/06	10/30/06	000869841	16325	21,520	50,660	(29,140)	-1	COPR	HORWITH	CHUX257
09/22/06	10/30/06	000869842	16326	67,560	51,940	15,620	0	COPR	HORWITH	CHUX258
09/22/06	10/30/06	000869843	16327	68,180	51,020	17,160	0	COPR	HORWITH	CHUX258
09/22/06	10/30/06	000869844	16328	21,420	51,680	(30,260)	-1	COPR	HORWITH	CHUX258
09/22/06	10/30/06	000869845	16329	45,900	52,280	(6,380)	0	COPR	HORWITH	CHUX259
09/22/06	10/30/06	000869846	16330	67,300	50,280	17,020	0	COPR	HORWITH	CHUX259
09/22/06	10/30/06	000869847	16331	68,200	51,740	16,460	0	COPR	HORWITH	CHUX259
09/22/06	10/30/06	000869848	16332	21,500	50,720	(29,220)	-1	COPR	HORWITH	CHUX259
09/25/06	10/30/06	000869849	16333	9,400	51,100	(41,700)	-4	COPR	HORWITH	CHUX252
09/25/06	10/30/06	000869850	16334	68,300	49,480	18,820	0	COPR	HORWITH	CHUX252
09/25/06	10/30/06	000869851	16335	38,180	45,200	(7,020)	0	COPR	HORWITH	CHUX252
09/25/06	10/30/06	000869852	16336	76,400	49,180	27,220	0	COPR	HORWITH	CHUX252
09/25/06	10/30/06	000869853	16337	10,760	48,740	(37,980)	-4	COPR	HORWITH	CHUX251
09/25/06	10/30/06	000869854	16338	67,040	50,640	16,400	0	COPR	HORWITH	CHUX251
09/25/06	10/30/06	000869855	16339	68,260	50,660	17,600	0	COPR	HORWITH	CHUX251
09/25/06	10/30/06	000869856	16340	51,400	48,900	2,500	0	COPR	HORWITH	CHUX251
09/25/06	10/30/06	000869857	16341	15,360	50,100	(34,740)	-2	COPR	HORWITH	CHUX253
09/25/06	10/30/06	000869858	16342	67,220	50,460	16,760	0	COPR	HORWITH	CHUX253
09/25/06	10/30/06	000869859	16343	51,880	51,680	200	0	COPR	HORWITH	CHUX253
09/25/06	10/30/06	000869860	16344	68,240	51,300	16,940	0	COPR	HORWITH	CHUX253
09/25/06	10/30/06	000869861	16345	16,380	51,940	(35,560)	-2	COPR	HORWITH	CHUX250
09/25/06	10/30/06	000869862	16346	76,660	49,040	27,620	0	COPR	HORWITH	CHUX250
09/25/06	10/30/06	000869863	16347	76,620	51,460	25,160	0	COPR	HORWITH	CHUX250
09/25/06	10/30/06	000869864	16348	28,460	48,020	(19,560)	-1	COPR	HORWITH	CHUX250
09/25/06	10/30/06	000869865	16349	48,480	50,680	(2,200)	0	COPR	HORWITH	CHUX260
09/25/06	10/30/06	000869866	16350	67,180	49,460	17,720	0	COPR	HORWITH	CHUX260
09/25/06	10/30/06	000869867	16351	13,540	50,700	(37,160)	-3	COPR	HORWITH	CHUX260
09/25/06	10/30/06	000869868	16352	46,100	49,780	(3,680)	0	COPR	HORWITH	CHUX154
09/25/06	10/30/06	000869869	16353	68,440	48,760	19,680	0	COPR	HORWITH	CHUX260
09/25/06	10/30/06	000869870	16354	69,440	50,400	19,040	0	COPR	HORWITH	CHUX154
09/25/06	10/30/06	000869871	16355	62,560	50,620	11,940	0	COPR	HORWITH	CHUX154
09/25/06	10/30/06	000869872	16356	23,440	52,340	(28,900)	-1	COPR	HORWITH	CHUX154
09/25/06	10/30/06	000869873	16357	59,980	50,700	9,280	0	COPR	HORWITH	CEFX35242
09/25/06	10/30/06	000869874	16358	69,100	50,800	18,300	0	COPR	HORWITH	CEFX35242
09/25/06	10/30/06	000869875	16359	32,480	50,420	(17,940)	-1	COPR	HORWITH	CEFX35242
09/25/06	10/30/06	000869876	16360	32,500	48,880	(16,380)	-1	COPR	HORWITH	CEFX35242
09/25/06	10/30/06	000869877	16361	31,820	50,940	(19,120)	-1	COPR	HORWITH	JTLX30140
09/25/06	10/30/06	000869878	16362	61,140	50,560	10,580	0	COPR	HORWITH	CHUX195
09/25/06	10/30/06	000869879	16363	45,480	51,600	(6,120)	0	COPR	HORWITH	CHUX195
09/25/06	10/30/06	000869880	16364	69,100	45,800	23,300	0	COPR	HORWITH	CHUX195
09/25/06	10/30/06	000869881	16365	20,580	50,080	(29,500)	-1	COPR	HORWITH	CHUX195
09/25/06	10/30/06	000869882	16366	66,600	51,760	14,840	0	COPR	HORWITH	JTLX30122
09/25/06	10/30/06	000869883	16367	66,860	51,040	15,820	0	COPR	HORWITH	CHUX128
09/25/06	10/30/06	000869884	16368	38,540	51,260	(12,720)	0	COPR	HORWITH	JTLX30122
09/25/06	10/30/06	000869885	16369	76,700	51,700	25,000	0	COPR	HORWITH	JTLX30122
09/25/06	10/30/06	000869886	16370	21,840	50,300	(28,460)	-1	COPR	HORWITH	JTLX30122
09/25/06	10/30/06	000869887	16371	66,120	51,580	14,540	0	COPR	HORWITH	JTLX30140
09/25/06	10/30/06	000869888	16372	67,780	51,420	16,360	0	COPR	HORWITH	JTLX30140
09/25/06	10/30/06	000869889	16373	31,800	50,360	(18,560)	-1	COPR	HORWITH	JTLX30140
09/25/06	10/30/06	000869890	16374	66,520	49,900	16,620	0	COPR	HORWITH	NDYX316063
09/25/06	10/30/06	000869891	16375	6,060	52,080	(46,020)	-8	COPR	HORWITH	CHUX222
09/25/06	10/30/06	000869892	16376	66,080	50,520	15,560	0	COPR	HORWITH	CHUX222
09/25/06	10/30/06	000869893	16377	30,940	49,280	(18,340)	-1	COPR	HORWITH	NDYX316063
09/25/06	10/30/06	000869894	16378	68,140	51,720	16,420	0	COPR	HORWITH	CHUX222
09/25/06	10/30/06	000869895	16379	66,420	48,420	18,000	0	COPR	HORWITH	NDYX316063
09/25/06	10/30/06	000869896	16380	67,640	51,240	16,400	0	COPR	HORWITH	CHUX222
09/25/06	10/30/06	000869897	16381	67,380	51,780	15,600	0	COPR	HORWITH	CHUX128
09/25/06	10/30/06	000869898	16382	67,500	49,440	18,060	0	COPR	HORWITH	NDYX316219
09/25/06	10/30/06	000869899	16383	33,740	50,900	(17,160)	-1	COPR	HORWITH	CHUX128
09/25/06	10/30/06	000869900	16384	33,740	50,680	(16,940)	-1	COPR	HORWITH	CHUX128
09/25/06	10/30/06	000869901	16385	76,600	50,160	26,440	0	COPR	HORWITH	CHUX244
09/25/06	10/30/06	000869902	16386	69,360	51,360	18,000	0	COPR	HORWITH	CHUX244
09/25/06	10/30/06	000869903	16387	27,400	51,200	(23,800)	-1	COPR	HORWITH	CHUX244
09/25/06	10/30/06	000869904	16388	28,040	47,740	(19,700)	-1	COPR	HORWITH	NDYX316219

HONEYWELL SA-7 USE HAZARDOUS WASTE TRACKING (2006)										
Date Shipped	Date of Return Manifest	State Manifest	Man. Doc #	Facilty Manifest Weight (lbs)	Estimated Weight (lbs)	Manifest - Estimate (lbs)	Man. - Estimate (%)	Material	Transporter	RAILCAR #
09/25/06	10/30/06	000869905	16389	27,400	51,180	(23,780)	-1	COPR	HORWITH	CHUX244
09/25/06	10/30/06	000869906	16390	76,200	51,540	24,660	0	COPR	HORWITH	CHUX209
09/25/06	10/30/06	000869907	16391	76,300	50,160	26,140	0	COPR	HORWITH	CHUX209
09/25/06	10/30/06	000869908	16392	25,480	51,040	(25,560)	-1	COPR	HORWITH	CHUX209
09/25/06	10/30/06	000869909	16393	30,280	49,640	(19,360)	-1	COPR	HORWITH	NDYX316063
09/25/06	10/30/06	000869910	16394	24,700	50,100	(25,400)	-1	COPR	HORWITH	CHUX209
09/26/06	12/11/06	000869911	16395	60,380	50,720	9,660	0	COPR	HORWITH	JTLX127
09/26/06	12/11/06	000869912	16396	69,380	50,340	19,040	0	COPR	HORWITH	JTLX127
09/26/06	11/27/06	000869913	16397	20,560	49,820	(29,260)	-1	COPR	HORWITH	NDYX316039
09/26/06	11/13/06	000869914	16398	37,320	50,600	(13,280)	0	COPR	HORWITH	CHUX123
09/26/06	12/11/06	000869915	16399	34,320	50,380	(16,060)	0	COPR	HORWITH	JTLX127
09/26/06	12/11/06	000869916	16400	34,320	50,420	(16,100)	0	COPR	HORWITH	JTLX127
09/26/06	11/13/06	000869917	16401	17,700	50,300	(32,600)	-2	COPR	HORWITH	CHUX123
09/26/06	11/27/06	000869918	16402	77,280	49,700	27,580	0	COPR	HORWITH	NDYX316039
09/26/06	11/13/06	000869919	16403	67,300	50,920	16,380	0	COPR	HORWITH	CHUX123
09/26/06	11/13/06	000869920	16404	74,440	50,420	24,020	0	COPR	HORWITH	CHUX123
09/26/06	10/30/06	000869921	16405	68,560	50,120	18,440	0	COPR	HORWITH	CHUX120
09/26/06	10/30/06	000869922	16406	76,740	52,100	24,640	0	COPR	HORWITH	CHUX175
09/26/06	10/30/06	000869923	16407	38,620	52,460	(13,840)	0	COPR	HORWITH	CHUX120
09/26/06	10/30/06	000869924	16408	67,440	50,800	16,640	0	COPR	HORWITH	CHUX120
09/26/06	10/30/06	000869925	16409	68,540	52,780	15,760	0	COPR	HORWITH	CHUX175
09/26/06	10/30/06	000869926	16410	30,520	51,960	(21,440)	-1	COPR	HORWITH	CHUX120
09/26/06	10/30/06	000869927	16411	9,200	50,520	(41,320)	-4	COPR	HORWITH	CHUX175
09/26/06	11/27/06	000869928	16412	67,220	48,680	18,540	0	COPR	HORWITH	NDYX316039
09/26/06	10/30/06	000869929	16413	47,980	50,100	(2,120)	0	COPR	HORWITH	CHUX175
09/26/06	11/27/06	000869930	16414	29,120	49,860	(20,740)	-1	COPR	HORWITH	NDYX316039
09/26/06	11/15/06	000869931	16415	8,140	49,960	(41,820)	-5	COPR	HORWITH	NDYX316064
09/26/06	10/30/06	000869932	16416	56,400	50,540	5,860	0	75% VFTP COPR	HORWITH	CHUX183
09/26/06	10/30/06	000869933	16417	76,960	50,240	26,720	0	COPR	HORWITH	CHUX183
09/26/06	11/15/06	000869934	16418	61,540	49,980	11,560	0	COPR	HORWITH	NDYX316064
09/26/06	10/30/06	000869935	16419	33,720	50,740	(17,020)	-1	COPR	HORWITH	CHUX183
09/26/06	10/30/06	000869936	16420	33,720	50,140	(16,420)	0	COPR	HORWITH	CHUX183
09/26/06	10/30/06	000869937	16421	56,560	51,240	5,320	0	COPR	HORWITH	JTLX168
09/26/06	11/15/06	000869938	16422	66,540	49,160	17,380	0	COPR	HORWITH	NDYX316064
09/26/06	11/15/06	000869939	16423	59,020	49,040	9,980	0	COPR	HORWITH	NDYX316064
09/26/06	10/30/06	000869940	16424	76,900	51,220	25,680	0	COPR	HORWITH	JTLX168
09/26/06	10/30/06	000869941	16425	33,560	50,320	(16,760)	0	COPR	HORWITH	JTLX168
09/26/06	10/30/06	000869942	16426	33,540	50,740	(17,200)	-1	50% VFTP COPR	HORWITH	JTLX168
09/26/06	10/30/06	000869943	16427	76,440	52,680	23,760	0	COPR	HORWITH	JTLX105
09/26/06	10/30/06	000869944	16428	37,280	51,280	(14,000)	0	COPR	HORWITH	JTLX105
09/26/06	10/30/06	000869798	16429	19,880	50,780	(30,900)	-2	COPR	HORWITH	JTLX105
09/26/06	10/30/06	000869799	16430	67,600	51,500	16,100	0	COPR	HORWITH	JTLX105
09/26/06	10/30/06	000869945	16431	67,560	52,240	15,320	0	COPR	HORWITH	CHUX166
09/26/06	10/30/06	000869946	16432	33,640	50,500	(16,860)	-1	COPR	HORWITH	CHUX166
09/26/06	10/30/06	000869947	16433	66,720	50,220	16,500	0	COPR	HORWITH	CHUX166
09/26/06	10/30/06	000869948	16434	68,540	49,620	18,920	0	COPR	HORWITH	NDYX316147
09/26/06	10/30/06	000869949	16435	33,660	50,660	(17,000)	-1	COPR	HORWITH	CHUX166
09/26/06	10/30/06	000869950	16436	18,340	49,780	(31,440)	-2	COPR	HORWITH	CHUX243
09/26/06	10/30/06	000869951	16437	76,860	50,740	26,120	0	COPR	HORWITH	CHUX243
09/26/06	10/30/06	000869952	16438	66,600	48,980	17,620	0	COPR	HORWITH	NDYX316219
09/26/06	10/30/06	000869953	16439	30,500	48,680	(18,180)	-1	COPR	HORWITH	NDYX316219
09/26/06	10/30/06	000869954	16440	67,220	49,360	17,860	0	COPR	HORWITH	NDYX316147
09/26/06	10/30/06	000869955	16441	67,660	52,480	15,180	0	COPR	HORWITH	CHUX243
09/26/06	10/30/06	000869956	16442	67,400	50,660	16,740	0	COPR	HORWITH	JTLX57
09/26/06	10/30/06	000869957	16443	40,340	51,740	(11,400)	0	COPR	HORWITH	CHUX243
09/26/06	10/30/06	000869958	16444	76,680	50,020	26,660	0	COPR	HORWITH	JTLX57
09/26/06	10/30/06	000869959	16445	28,900	48,920	(20,020)	-1	100% VFTP COPR	HORWITH	NDYX316147
09/26/06	10/30/06	000869960	16446	29,020	49,180	(20,160)	-1	COPR	HORWITH	JTLX57
09/26/06	10/30/06	000869961	16447	29,000	51,980	(22,980)	-1	COPR	HORWITH	JTLX57
09/26/06	10/30/06	000869962	16448	67,880	50,140	17,740	0	COPR	HORWITH	CHUX179
09/26/06	10/30/06	000869963	16449	67,980	52,120	15,860	0	COPR	HORWITH	CHUX179
09/26/06	10/30/06	000869964	16450	31,260	50,840	(19,580)	-1	100% VFTP COPR	HORWITH	CHUX179
09/26/06	10/30/06	000869965	16451	31,280	51,080	(19,800)	-1	COPR	HORWITH	CHUX179
09/26/06	10/30/06	000869966	16452	33,520	51,420	(17,900)	-1	COPR	HORWITH	CHUX182
09/26/06	10/30/06	000869967	16453	60,460	50,820	9,640	0	COPR	HORWITH	CHUX182
09/26/06	10/30/06	000869968	16454	69,160	50,940	18,220	0	COPR	HORWITH	CHUX182
09/26/06	10/30/06	000869969	16455	33,500	50,800	(17,300)	-1	COPR	HORWITH	CHUX182
09/26/06	10/30/06	000869970	16456	70,860	51,820	19,040	0	COPR	HORWITH	JTLX166
09/26/06	10/30/06	000869971	16457	68,020	51,440	16,580	0	COPR	HORWITH	JTLX166
09/26/06	10/30/06	000869972	16458	28,880	47,640	(18,760)	-1	COPR	HORWITH	NDYX316147
09/27/06	11/16/06	000869973	16459	77,400	50,660	26,740	0	COPR	HORWITH	CHUX126
09/27/06	11/16/06	000869974	16460	67,200	50,560	16,640	0	COPR	HORWITH	CHUX126
09/27/06	11/16/06	000869975	16461	28,700	50,160	(21,460)	-1	COPR	HORWITH	CHUX126
09/27/06	11/16/06	000869976	16462	28,700	51,380	(22,680)	-1	COPR	HORWITH	CHUX126

HONEYWELL SA-7 USE HAZARDOUS WASTE TRACKING (2006)										
Date Shipped	Date of Return Manifest	State Manifest	Man. Doc #	Facilty Manifest Weight (lbs)	Estimated Weight (lbs)	Manifest - Estimate (lbs)	Man. - Estimate (%)	Material	Transporter	RAILCAR #
09/27/06	11/16/06	000869977	16463	44,020	50,560	(6,540)	0	COPR	HORWITH	CHUX153
09/27/06	10/30/06	000869978	16464	58,080	48,020	10,060	0	COPR	HORWITH	NDYX316048
09/27/06	11/16/06	000869979	16465	76,780	51,120	25,660	0	COPR	HORWITH	CHUX153
09/27/06	11/16/06	000869980	16466	38,220	50,500	(12,280)	0	COPR	HORWITH	CHUX153
09/27/06	11/16/06	000869981	16467	38,300	50,880	(12,580)	0	COPR	HORWITH	CHUX153
09/27/06	10/30/06	000869982	16468	67,640	47,320	20,320	0	100% VFTP COPR	HORWITH	NDYX316048
09/27/06	11/15/06	000869983	16469	37,780	51,820	(14,040)	0	COPR	HORWITH	NDYX320452
09/27/06	11/15/06	000869984	16470	66,920	52,860	14,060	0	COPR	HORWITH	NDYX320452
09/27/06	11/15/06	000869985	16471	67,900	51,400	16,500	0	COPR	HORWITH	NDYX320452
09/27/06	10/30/06	000869986	16472	32,140	48,320	(16,180)	-1	COPR	HORWITH	NDYX316048
09/27/06	10/30/06	000869987	16473	61,400	50,120	11,280	0	COPR	HORWITH	CHUX220
09/27/06	10/30/06	000869988	16474	43,620	49,840	(6,220)	0	100% VFTP COPR	HORWITH	CHUX220
09/27/06	11/15/06	000869990	16475	25,840	50,640	(24,800)	-1	COPR	HORWITH	NDYX320452
09/27/06	10/30/06	000869991	16476	67,400	50,480	16,920	0	COPR	HORWITH	CHUX220
09/27/06	10/30/06	000869992	16477	29,680	48,500	(18,820)	-1	COPR	HORWITH	CHUX220
09/27/06	10/30/06	000869993	16478	37,760	47,340	(9,580)	0	COPR	HORWITH	CHUX190
09/27/06	10/30/06	000869994	16479	68,500	49,580	18,920	0	COPR	HORWITH	CHUX190
09/27/06	10/30/06	000869995	16480	67,880	49,400	18,480	0	COPR	HORWITH	CHUX190
09/27/06	10/30/06	000869996	16481	22,200	49,960	(27,760)	-1	COPR	HORWITH	CHUX190
09/27/06	10/30/06	000869997	16482	12,240	51,260	(39,020)	-3	COPR	HORWITH	NDYX320445
09/27/06	10/30/06	000869998	16483	32,140	47,960	(15,820)	0	100% VFTP COPR	HORWITH	NDYX316048
09/27/06	10/30/06	000869999	16484	76,900	49,400	27,500	0	COPR	HORWITH	NDYX320445
09/27/06	10/30/06	000870000	16485	77,040	49,120	27,920	0	100% VFTP COPR	HORWITH	NDYX320445
09/27/06	10/30/06	000870001	16486	54,260	49,760	4,500	0	COPR	HORWITH	CHUX101
09/27/06	10/30/06	000870003	16487	29,660	50,940	(21,280)	-1	COPR	HORWITH	NDYX320445
09/27/06	10/30/06	000870004	16488	67,160	51,100	16,060	0	COPR	HORWITH	CHUX101
09/27/06	10/30/06	000870005	16489	68,240	49,300	18,940	0	COPR	HORWITH	CHUX101
09/27/06	10/30/06	000870006	16490	8,680	49,960	(41,280)	-5	COPR	HORWITH	CHUX101
09/27/06	10/30/06	000869800	16491	16,880	51,700	(34,820)	-2	COPR	HORWITH	JTLX30137
09/27/06	10/30/06	000896801	16492	76,860	50,700	26,160	0	COPR	HORWITH	JTLX30137
09/27/06	10/30/06	000870007	16493	77,180	51,160	26,020	0	COPR	HORWITH	JTLX30137
09/27/06	10/30/06	000870009	16494	30,160	50,040	(19,880)	-1	COPR	HORWITH	JTLX30137
09/27/06	10/30/06	000870010	16495	29,940	50,240	(20,300)	-1	COPR	HORWITH	JTLX166
09/27/06	10/30/06	000870011	16496	68,340	49,500	(19,540)	-1	COPR	HORWITH	NDYX316056
09/27/06	10/30/06	000870012	16497	29,960	50,860	17,340	0	COPR	HORWITH	JTLX166
09/27/06	10/30/06	000870013	16498	68,200	51,280	16,920	0	COPR	HORWITH	JTLX186
09/27/06	10/30/06	000870014	16499	66,880	49,180	17,700	0	COPR	HORWITH	NDYX316056
09/27/06	10/30/06	000870015	16500	67,720	52,920	14,800	0	COPR	HORWITH	JTLX186
09/27/06	10/30/06	000870016	16501	64,800	52,220	12,580	0	COPR	HORWITH	CHUX210
09/27/06	10/30/06	000870017	16502	33,860	51,300	(17,440)	-1	COPR	HORWITH	JTLX186
09/27/06	10/30/06	000870018	16503	33,880	51,480	(17,600)	-1	COPR	HORWITH	JTLX186
09/27/06	10/30/06	000870019	16504	76,940	51,440	25,500	0	COPR	HORWITH	CHUX210
09/27/06	10/30/06	000870020	16505	33,500	51,060	(17,560)	-1	COPR	HORWITH	CHUX210
09/27/06	10/30/06	000870021	16506	33,500	51,080	(17,580)	-1	COPR	HORWITH	CHUX210
09/27/06	10/30/06	000870022	16507	45,100	49,920	(4,820)	0	COPR	HORWITH	CHUX163
09/27/06	10/30/06	000870023	16508	76,620	51,180	25,440	0	COPR	HORWITH	CHUX163
09/27/06	10/30/06	000870024	16509	68,400	50,040	18,360	0	COPR	HORWITH	CHUX163
09/27/06	10/30/06	000870025	16510	29,760	48,680	(18,920)	-1	COPR	HORWITH	NDYX316056
09/27/06	10/30/06	000870026	16511	11,440	50,880	(39,440)	-3	COPR	HORWITH	CHUX163
09/27/06	10/30/06	000870027	16512	38,300	51,400	(13,100)	0	COPR	HORWITH	CHUX109
09/27/06	10/30/06	000870028	16513	29,760	48,500	(18,740)	-1	COPR	HORWITH	NDYX316056
09/27/06	11/16/06	000870029	16514	58,740	51,520	7,220	0	COPR	HORWITH	CHUX159
09/27/06	10/30/06	000870030	16515	76,540	49,760	26,780	0	COPR	HORWITH	CHUX109
09/27/06	10/30/06	000870031	16516	76,780	51,780	25,000	0	COPR	HORWITH	CHUX109
09/27/06	10/30/06	000870032	16517	12,740	50,780	(38,040)	-3	COPR	HORWITH	CHUX109
09/27/06	11/16/06	000870033	16518	67,220	52,460	14,760	0	COPR	HORWITH	CHUX159
09/27/06	11/16/06	000870034	16519	10,920	51,580	(40,660)	-4	COPR	HORWITH	CHUX159
09/27/06	11/16/06	000870035	16520	67,420	51,100	16,320	0	COPR	HORWITH	CHUX159
09/27/06	10/30/06	000870036	16521	13,880	49,340	(35,460)	-3	COPR	HORWITH	CHUX142
09/27/06	10/30/06	000870037	16522	68,280	50,780	17,500	0	COPR	HORWITH	CHUX142
09/28/06	10/30/06	000870038	16523	66,920	50,620	16,300	0	COPR	HORWITH	CHUX142
09/28/06	10/30/06	000870039	16524	50,380	50,100	280	0	COPR	HORWITH	CHUX142
09/28/06	11/15/06	000870040	16525	62,480	48,000	14,480	0	COPR	HORWITH	NDYX316166
09/28/06	10/30/06	000870041	16526	62,700	51,580	11,120	0	COPR	HORWITH	CHUX180
09/28/06	10/30/06	000870042	16527	76,480	50,800	25,680	0	COPR	HORWITH	CHUX180
09/28/06	10/30/06	000870044	16528	31,620	52,480	(20,860)	-1	COPR	HORWITH	CHUX180
09/28/06	10/30/06	000870045	16529	31,600	50,080	(18,480)	-1	COPR	HORWITH	CHUX180
09/28/06	10/30/06	000870046	16530	53,360	50,640	2,720	0	COPR	HORWITH	CHUX169
09/28/06	11/15/06	000870047	16531	67,120	49,420	17,700	0	COPR	HORWITH	NDYX316166
09/28/06	10/30/06	000870048	16532	67,760	51,880	15,880	0	COPR	HORWITH	CHUX169
09/28/06	10/30/06	000870049	16533	67,060	50,660	16,400	0	COPR	HORWITH	CHUX169
09/28/06	11/15/06	000870050	16534	33,920	48,600	(14,680)	0	COPR	HORWITH	NDYX316166
09/28/06	10/30/06	000870051	16535	13,780	50,580	(36,800)	-3	COPR	HORWITH	CHUX169
09/28/06	10/30/06	000870052	16536	54,500	51,260	3,240	0	COPR	HORWITH	CHUX133

HONEYWELL SA-7 USE HAZARDOUS WASTE TRACKING (2006)										
Date Shipped	Date of Return Manifest	State Manifest	Man. Doc #	Facilty Manifest Weight (lbs)	Estimated Weight (lbs)	Manifest - Estimate (lbs)	Man. - Estimate (%)	Material	Transporter	RAILCAR #
09/28/06	10/30/06	000870053	16537	67,560	50,840	16,720	0	COPR	HORWITH	CHUX133
09/28/06	10/30/06	000870054	16538	66,900	50,200	16,700	0	COPR	HORWITH	CHUX133
09/28/06	12/11/06	000870055	16539	74,920	49,360	25,560	0	COPR	HORWITH	NDYX316197
09/28/06	11/15/06	000870056	16540	33,920	47,840	(13,920)	0	COPR	HORWITH	NDYX316166
09/28/06	10/30/06	000870057	16541	15,060	51,080	(36,020)	-2	COPR	HORWITH	CHUX133
09/28/06	12/11/06	000870060	16542	77,100	47,240	29,860	0	COPR	HORWITH	NDYX316197
09/28/06	11/17/06	000870061	16543	61,120	51,620	9,500	0	COPR	HORWITH	JTLX274
09/28/06	11/17/06	000870062	16544	33,940	50,480	(16,540)	0	COPR	HORWITH	JTLX274
09/28/06	11/17/06	000870063	16545	68,620	50,780	17,840	0	COPR	HORWITH	JTLX274
09/28/06	11/17/06	000870064	16546	33,940	50,520	(16,580)	0	COPR	HORWITH	JTLX274
09/28/06	11/16/06	000870065	16547	38,420	50,220	(11,800)	0	COPR	HORWITH	CHUX138
09/28/06	11/16/06	000870066	16548	76,860	50,320	26,540	0	COPR	HORWITH	CHUX138
09/28/06	11/16/06	000870067	16549	38,780	50,800	(12,020)	0	COPR	HORWITH	CHUX138
09/28/06	11/15/06	000870068	16550	76,280	49,360	26,920	0	COPR	HORWITH	NDYX316015
09/28/06	12/11/06	000870069	16551	17,160	48,360	(31,200)	-2	COPR	HORWITH	NDYX316197
09/28/06	12/11/06	000870070	16552	17,140	48,200	(31,060)	-2	COPR	HORWITH	NDYX316197
09/28/06	11/15/06	000870071	16553	76,680	48,420	28,260	0	COPR	HORWITH	NDYX316015
09/28/06	11/16/06	000870072	16554	38,800	50,320	(11,520)	0	COPR	HORWITH	CHUX138
09/28/06	11/09/06	000870073	16555	31,400	50,000	(18,600)	-1	COPR	HORWITH	CEFX35238
09/28/06	11/15/06	000870074	16556	23,060	49,560	(26,500)	-1	COPR	HORWITH	NDYX316015
09/28/06	11/09/06	000870075	16557	67,360	51,340	16,020	0	COPR	HORWITH	CEFX35238
09/28/06	11/15/06	000870076	16558	23,060	47,420	(24,360)	-1	COPR	HORWITH	NDYX316015
09/28/06	11/09/06	000870077	16559	70,300	51,720	18,580	0	COPR	HORWITH	CEFX35238
09/28/06	11/09/06	000870078	16560	38,440	49,820	(11,380)	0	COPR	HORWITH	CEFX35238
09/28/06	11/17/06	000870079	16561	30,760	51,200	(20,440)	-1	100% VFTP COPR	HORWITH	JTLX30105
09/28/06	11/17/06	000870080	16562	68,460	51,100	17,360	0	COPR	HORWITH	JTLX30105
09/28/06	11/17/06	000870081	16563	67,780	51,340	16,440	0	COPR	HORWITH	JTLX30105
09/28/06	11/17/06	000870082	16564	36,840	51,460	(14,620)	0	COPR	HORWITH	JTLX30105
09/28/06	11/15/06	000870083	16565	56,980	50,000	6,980	0	COPR	HORWITH	JTLX4058
09/28/06	11/15/06	000870084	16566	69,080	50,840	18,240	0	50% VFTP COPR	HORWITH	JTLX4058
09/28/06	11/15/06	000870085	16567	34,940	51,620	(16,680)	0	COPR	HORWITH	JTLX4058
09/28/06	11/15/06	000870086	16568	34,940	53,140	(18,200)	-1	COPR	HORWITH	JTLX4058
09/28/06	10/30/06	000870087	16569	38,380	51,820	(13,440)	0	COPR	HORWITH	JTLX30118
09/28/06	10/30/06	000870088	16570	76,280	50,980	25,300	0	COPR	HORWITH	JTLX30118
09/28/06	10/30/06	000870089	16571	76,780	49,880	26,900	0	COPR	HORWITH	JTLX30118
09/28/06	10/30/06	000870090	16572	24,920	49,300	(24,380)	-1	COPR	HORWITH	CHUX218
09/28/06	10/30/06	000870091	16573	68,740	52,000	16,740	0	COPR	HORWITH	CHUX218
09/28/06	10/30/06	000870092	16574	13,620	51,340	(37,720)	-3	COPR	HORWITH	JTLX30118
09/28/06	10/30/06	000870093	16575	67,240	50,460	16,780	0	COPR	HORWITH	CHUX218
09/28/06	10/30/06	000870094	16576	38,380	51,320	(12,940)	0	COPR	HORWITH	CHUX218
09/28/06	11/09/06	000870095	16577	27,620	52,320	(24,700)	-1	COPR	HORWITH	CEFX35243
09/28/06	11/09/06	000870096	16578	67,960	50,920	17,040	0	COPR	HORWITH	CEFX35243
09/28/06	11/09/06	000870097	16579	66,580	51,340	15,240	0	COPR	HORWITH	CEFX35243
09/28/06	11/09/06	000870098	16580	42,460	51,700	(9,240)	0	COPR	HORWITH	CEFX35243
09/28/06	11/17/06	000870099	16581	24,560	51,620	(27,060)	-1	COPR	HORWITH	JTLX264
09/28/06	11/17/06	000870100	16582	76,120	50,120	26,000	0	COPR	HORWITH	JTLX264
09/28/06	11/17/06	000870101	16583	75,940	50,660	25,280	0	COPR	HORWITH	JTLX264
09/28/06	11/17/06	000870102	16584	24,540	46,680	(22,140)	-1	COPR	HORWITH	JTLX264
09/28/06	11/16/06	000870103	16585	43,120	50,460	(7,340)	0	COPR	HORWITH	CHUX105
09/28/06	11/16/06	000870104	16586	70,100	50,240	19,860	0	COPR	HORWITH	CHUX105
09/29/06	11/27/06	000870105	16587	14,920	50,640	(35,720)	-2	COPR	HORWITH	NDYX320427
09/29/06	11/15/06	000870106	16588	48,440	49,160	(720)	0	COPR	HORWITH	NDYX316083
09/29/06	11/15/06	000870107	16589	59,060	48,360	10,700	0	COPR	HORWITH	NDYX316083
09/29/06	11/16/06	000870108	16590	38,420	50,860	(12,440)	0	COPR	HORWITH	CHUX161
09/29/06	11/27/06	000870109	16591	76,300	50,020	26,280	0	COPR	HORWITH	NDYX320427
09/29/06	11/27/06	000870110	16592	76,680	50,900	25,780	0	COPR	HORWITH	NDYX320427
09/29/06	11/27/06	000870111	16593	38,400	50,820	(12,420)	0	COPR	HORWITH	NDYX320427
09/29/06	11/16/06	000870112	16594	76,120	50,120	26,000	0	COPR	HORWITH	CHUX161
09/29/06	11/16/06	000870113	16595	67,300	52,280	15,020	0	COPR	HORWITH	CHUX161
09/29/06	11/16/06	000870114	16596	16,320	51,120	(34,800)	-2	COPR	HORWITH	CHUX161
09/29/06	11/15/06	000870115	16597	51,660	51,120	540	0	COPR	HORWITH	CHUX118
09/29/06	11/15/06	000870116	16598	67,200	52,540	14,660	0	COPR	HORWITH	CHUX118
09/29/06	11/15/06	000870117	16599	66,800	50,680	16,120	0	COPR	HORWITH	CHUX118
09/29/06	11/15/06	000870118	16600	19,780	51,520	(31,740)	-2	COPR	HORWITH	CHUX118
09/29/06	11/15/06	000870119	16601	68,220	47,520	20,700	0	COPR	HORWITH	NDYX316083
09/29/06	11/15/06	000870120	16602	16,060	49,300	(33,240)	-2	COPR	HORWITH	NDYX316083
09/29/06	11/27/06	000870121	16603	76,260	48,520	27,740	0	COPR	HORWITH	NDYX316025
09/29/06	11/27/06	000870122	16604	77,140	48,220	28,920	0	COPR	HORWITH	NDYX316025
09/29/06	11/16/06	000870123	16605	76,920	50,280	26,640	0	COPR	HORWITH	CHUX240
09/29/06	11/16/06	000870124	16606	53,780	50,240	3,540	0	COPR	HORWITH	CHUX240
09/29/06	11/27/06	000870125	16607	21,140	48,880	(27,740)	-1	COPR	HORWITH	NDYX316025
09/29/06	11/16/06	000870126	16608	34,200	50,760	(16,560)	0	COPR	HORWITH	CHUX240
09/29/06	11/16/06	000870127	16609	34,220	50,620	(16,400)	0	COPR	HORWITH	CHUX240
09/29/06	11/27/06	000870128	16610	21,140	49,460	(28,320)	-1	COPR	HORWITH	NDYX316025

HONEYWELL SA-7 USE HAZARDOUS WASTE TRACKING (2006)										
Date Shipped	Date of Return Manifest	State Manifest	Man. Doc #	Facilty Manifest Weight (lbs)	Estimated Weight (lbs)	Manifest - Estimate (lbs)	Man. - Estimate (%)	Material	Transporter	RAILCAR #
09/29/06	11/17/06	000870129	16611	25,900	50,280	(24,380)	-1	COPR	HORWITH	JTLX30158
09/29/06	11/17/06	000870130	16612	67,180	51,440	15,740	0	COPR	HORWITH	JTLX30158
09/29/06	11/15/06	000870131	16613	13,880	48,240	(34,360)	-2	COPR	HORWITH	NDYX316024
09/29/06	11/17/06	000870132	16614	69,060	50,180	18,880	0	COPR	HORWITH	JTLX30158
09/29/06	11/17/06	000870133	16615	39,720	50,400	(10,680)	0	COPR	HORWITH	JTLX30158
09/29/06	11/15/06	000870134	16616	67,400	49,660	17,740	0	COPR	HORWITH	NDYX316024
09/29/06	11/15/06	000870135	16617	68,560	49,800	18,760	0	COPR	HORWITH	NDYX316024
09/29/06	11/17/06	000870136	16618	76,680	52,020	24,660	0	COPR	HORWITH	JTLX94
09/29/06	11/17/06	000870137	16619	31,600	52,400	(20,800)	-1	COPR	HORWITH	JTLX94
09/29/06	11/17/06	000870138	16620	68,820	50,840	17,980	0	COPR	HORWITH	JTLX94
09/29/06	11/15/06	000870139	16621	46,720	49,140	(2,420)	0	COPR	HORWITH	NDYX316024
09/29/06	11/17/06	000870140	16622	31,600	51,900	(20,300)	-1	COPR	HORWITH	JTLX94
09/29/06	11/17/06	000870141	16623	20,980	51,080	(30,100)	-1	COPR	HORWITH	JTLX30155
09/29/06	11/17/06	000870142	16624	70,440	50,540	19,900	0	COPR	HORWITH	JTLX30155
09/29/06	11/17/06	000870143	16625	59,460	51,380	8,080	0	COPR	HORWITH	JTLX30155
09/29/06	11/17/06	000870144	16626	52,900	51,240	1,660	0	COPR	HORWITH	JTLX30155
09/29/06	11/17/06	000870145	16627	64,240	52,120	12,120	0	COPR	HORWITH	JTLX185
09/29/06	11/17/06	000870146	16628	33,640	52,500	(18,860)	-1	COPR	HORWITH	JTLX185
09/29/06	11/17/06	000870147	16629	69,140	51,780	17,360	0	COPR	HORWITH	JTLX185
09/29/06	11/17/06	000870148	16630	33,660	50,920	(17,260)	-1	COPR	HORWITH	JTLX185
09/29/06	11/16/06	000870149	16631	76,520	50,460	26,060	0	COPR	HORWITH	CHUX105
09/29/06	11/16/06	000870150	16632	13,160	51,680	(38,520)	-3	COPR	HORWITH	CHUX105
09/29/06	11/16/06	000870151	16633	38,440	48,680	(10,240)	0	COPR	HORWITH	CHUX135
09/29/06	11/16/06	000870152	16634	66,200	52,380	13,820	0	COPR	HORWITH	CHUX135
09/29/06	11/16/06	000870153	16635	25,340	50,720	(25,380)	-1	COPR	HORWITH	CHUX135
09/29/06	11/16/06	000870154	16636	30,900	50,280	(19,380)	-1	COPR	HORWITH	CHUX172
09/29/06	11/16/06	000870155	16637	67,420	50,540	16,880	0	COPR	HORWITH	CHUX135
09/29/06	11/16/06	000870157	16638	67,060	50,980	16,080	0	COPR	HORWITH	CHUX172
09/29/06	11/16/06	000870159	16639	68,300	50,220	18,080	0	COPR	HORWITH	CHUX172
09/29/06	11/16/06	000870160	16640	38,440	50,820	(12,380)	0	COPR	HORWITH	CHUX172
09/29/06	12/11/06	000870161	16641	23,000	50,980	(27,980)	-1	COPR	HORWITH	JTLX30159
09/29/06	12/11/06	000870162	16642	68,380	51,840	16,540	0	COPR	HORWITH	JTLX30159
09/29/06	12/11/06	000870163	16643	67,540	49,740	17,800	0	COPR	HORWITH	JTLX30159
09/29/06	11/16/06	000870164	16644	9,560	51,140	(41,580)	-4	COPR	HORWITH	CHUX132
09/29/06	12/11/06	000870165	16645	42,840	50,200	(7,360)	0	COPR	HORWITH	JTLX30159
09/29/06	11/16/06	000870166	16646	70,180	51,460	18,720	0	COPR	HORWITH	CHUX132
09/29/06	11/16/06	000870167	16647	76,560	48,780	27,780	0	COPR	HORWITH	CHUX132
09/29/06	11/16/06	000870168	16648	46,340	51,320	(4,980)	0	COPR	HORWITH	CHUX132

06/02/80	SITE TONS (Month)	SEP SUB-TOTAL:	58,159,400	58,748,340	(588,940)	-1.01%
01/14/59	TONS (Site)	CUMULATIVE TOTAL:	330,547,060	335,322,580	(4,775,520)	-1.44%
07/01/52	TONS (Facility)	CUMULATIVE TOTAL:	330,547,060	334,696,620	(4,149,560)	-1.26%

10/02/06	11/17/06	000870171	16649	12,340	50,340	(38,000)	-3	COPR	HORWITH	JTLX232
10/02/06	12/11/06	000870172	16650	68,680	49,620	19,060	0	COPR	HORWITH	NDYX316148
10/02/06	12/11/06	000870173	16651	67,960	49,120	18,840	0	COPR	HORWITH	NDYX316148
10/02/06	12/11/06	000870174	16652	28,100	49,040	(20,940)	-1	COPR	HORWITH	NDYX316148
10/02/06	11/17/06	000870175	16653	70,220	49,620	20,600	0	COPR	HORWITH	JTLX232
10/02/06	11/17/06	000870176	16654	67,320	50,800	16,520	0	COPR	HORWITH	JTLX232
10/02/06	11/17/06	000870177	16655	51,300	50,920	380	0	COPR	HORWITH	JTLX232
10/02/06	11/17/06	000870178	16656	38,440	49,960	(11,520)	0	COPR	HORWITH	JTLX30133
10/02/06	12/11/06	000870179	16657	34,320	50,200	(15,880)	0	COPR	HORWITH	JTLX236
10/02/06	12/11/06	000870180	16658	67,780	50,940	16,840	0	COPR	HORWITH	JTLX236
10/02/06	12/11/06	000870181	16659	28,080	49,160	(21,080)	-1	COPR	HORWITH	NDYX316148
10/02/06	12/11/06	000870182	16660	39,560	50,160	(10,600)	0	COPR	HORWITH	JTLX236
10/02/06	12/11/06	000870183	16661	60,080	52,220	7,860	0	COPR	HORWITH	JTLX236
10/02/06	11/27/06	000870184	16662	66,820	49,460	17,360	0	COPR	HORWITH	NDYX316105
10/02/06	11/17/06	000870185	16663	59,100	51,480	7,620	0	COPR	HORWITH	JTLX30133
10/02/06	11/17/06	000870186	16664	61,340	50,020	11,320	0	COPR	HORWITH	JTLX30133
10/02/06	11/27/06	000870187	16665	67,540	49,380	18,160	0	COPR	HORWITH	NDYX316105
10/02/06	11/27/06	000870188	16666	27,500	48,520	(21,020)	-1	COPR	HORWITH	NDYX316105
10/02/06	11/14/06	000870189	16667	67,740	52,000	15,740	0	COPR	HORWITH	CHUX199
10/02/06	11/17/06	000870190	16668	38,440	49,640	(11,200)	0	COPR	HORWITH	JTLX30133
10/02/06	11/14/06	000870191	16669	76,840	52,440	24,400	0	COPR	HORWITH	CHUX199
10/02/06	11/15/06	000870192	16670	67,500	48,940	18,560	0	COPR	HORWITH	NDYX316092
10/02/06	11/15/06	000870193	16671	31,820	49,480	(17,660)	-1	COPR	HORWITH	NDYX316092
10/02/06	11/15/06	000870194	16672	67,400	49,460	17,940	0	COPR	HORWITH	NDYX316092
10/02/06	11/14/06	000870195	16673	30,620	51,060	(20,440)	-1	COPR	HORWITH	CHUX199
10/02/06	11/14/06	000870196	16674	30,600	50,180	(19,580)	-1	COPR	HORWITH	CHUX199
10/02/06	11/14/06	000870197	16675	15,300	52,460	(37,160)	-2	COPR	HORWITH	CHUX228
10/02/06	11/14/06	000870198	16676	77,180	51,500	25,680	0	COPR	HORWITH	CHUX228
10/02/06	11/15/06	000870199	16677	30,560	49,060	(18,500)	-1	COPR	HORWITH	NDYX316092
10/02/06	11/27/06	000870200	16678	35,880	48,040	(12,160)	0	COPR	HORWITH	NDYX316105
10/02/06	11/14/06	000870201	16679	77,040	50,500	26,540	0	COPR	HORWITH	CHUX228

HONEYWELL SA-7 USE HAZARDOUS WASTE TRACKING (2006)										
Date Shipped	Date of Return Manifest	State Manifest	Man. Doc #	Facilty Manifest Weight (lbs)	Estimated Weight (lbs)	Manifest - Estimate (lbs)	Man. - Estimate (%)	Material	Transporter	RAILCAR #
10/02/06	11/14/06	000870202	16680	34,600	51,340	(16,740)	0	COPR	HORWITH	CHUX228
10/02/06	11/14/06	000870203	16681	34,620	50,560	(15,940)	0	COPR	HORWITH	CHUX157
10/02/06	11/14/06	000870204	16682	68,900	51,540	17,360	0	COPR	HORWITH	CHUX157
10/02/06	11/14/06	000870205	16683	67,420	50,340	17,080	0	COPR	HORWITH	CHUX157
10/02/06	11/14/06	000870206	16684	32,680	52,140	(19,460)	-1	COPR	HORWITH	CHUX157
10/02/06	11/17/06	000870207	16685	35,400	50,100	(14,700)	0	COPR	HORWITH	JTLX175
10/02/06	11/17/06	000870208	16686	60,580	50,840	9,740	0	COPR	HORWITH	JTLX175
10/02/06	11/17/06	000870209	16687	27,260	50,600	(23,340)	-1	COPR	HORWITH	JTLX30173
10/02/06	11/17/06	000870210	16688	76,420	51,500	24,920	0	COPR	HORWITH	JTLX175
10/02/06	11/17/06	000870211	16689	38,220	51,500	(13,280)	0	COPR	HORWITH	JTLX175
10/02/06	11/17/06	000870212	16690	76,880	51,540	25,340	0	COPR	HORWITH	JTLX30173
10/02/06	11/17/06	000870213	16691	76,480	52,260	24,220	0	COPR	HORWITH	JTLX30173
10/02/06	11/17/06	000870214	16692	25,460	52,060	(26,600)	-1	COPR	HORWITH	JTLX30173
10/02/06	11/17/06	000870215	16693	51,660	50,820	840	0	COPR	HORWITH	JTLX250
10/02/06	11/17/06	000870216	16694	76,720	52,240	24,480	0	COPR	HORWITH	JTLX250
10/02/06	11/27/06	000870217	16695	67,820	49,660	18,160	0	COPR	HORWITH	NDYX316098
10/02/06	11/27/06	000870218	16696	77,400	48,600	28,800	0	COPR	HORWITH	NDYX316098
10/02/06	11/17/06	000870219	16697	67,540	50,920	16,620	0	COPR	HORWITH	JTLX250
10/02/06	11/16/06	000870220	16698	60,260	50,560	9,700	0	COPR	HORWITH	CHUX246
10/02/06	11/17/06	000870221	16699	8,220	51,020	(42,800)	-5	COPR	HORWITH	JTLX250
10/02/06	11/16/06	000870222	16700	36,300	50,620	(14,320)	0	COPR	HORWITH	CHUX246
10/02/06	11/27/06	000870223	16701	23,540	49,140	(25,600)	-1	COPR	HORWITH	NDYX316098
10/02/06	11/16/06	000870224	16702	68,920	50,780	18,140	0	COPR	HORWITH	CHUX246
10/02/06	11/16/06	000870225	16703	41,180	51,760	(10,580)	0	COPR	HORWITH	CHUX246
10/02/06	11/14/06	000870226	16704	76,620	51,080	25,540	0	COPR	HORWITH	CHUX174
10/02/06	11/14/06	000870227	16705	28,620	50,000	(21,380)	-1	COPR	HORWITH	CHUX174
10/02/06	11/27/06	000870228	16706	23,540	48,940	(25,400)	-1	COPR	HORWITH	NDYX316098
10/02/06	11/14/06	000870229	16707	76,400	51,720	24,680	0	COPR	HORWITH	CHUX174
10/02/06	11/14/06	000870230	16708	21,540	50,440	(28,900)	-1	COPR	HORWITH	CHUX174
10/02/06	11/17/06	000870231	16709	55,360	50,100	5,260	0	COPR	HORWITH	JTLX86
10/02/06	11/17/06	000870232	16710	68,400	48,320	20,080	0	COPR	HORWITH	JTLX86
10/02/06	11/17/06	000870233	16711	67,540	51,260	16,280	0	COPR	HORWITH	JTLX86
10/02/06	11/17/06	000870234	16712	7,040	49,620	(42,580)	-6	COPR	HORWITH	JTLX86
10/03/06	11/15/06	000870235	16713	15,280	48,340	(33,060)	-2	COPR	HORWITH	NDYX316151
10/03/06	11/15/06	000870236	16714	76,920	48,280	28,640	0	COPR	HORWITH	NDYX316151
10/03/06	11/17/06	000870237	16715	67,640	50,460	17,180	0	COPR	HORWITH	JTLX277
10/03/06	11/17/06	000870238	16716	30,740	50,200	(19,460)	-1	COPR	HORWITH	JTLX277
10/03/06	11/17/06	000870239	16717	76,720	50,420	26,300	0	COPR	HORWITH	JTLX277
10/03/06	11/15/06	000870240	16718	68,280	49,300	18,980	0	COPR	HORWITH	NDYX316151
10/03/06	11/17/06	000870241	16719	31,420	50,480	(19,060)	-1	COPR	HORWITH	JTLX277
10/03/06	11/15/06	000870242	16720	30,940	49,480	(18,540)	-1	COPR	HORWITH	NDYX316151
10/03/06	11/17/06	000870243	16721	6,160	51,060	(44,900)	-7	COPR	HORWITH	JTLX177
10/03/06	11/15/06	000870244	16722	59,180	49,640	9,540	0	COPR	HORWITH	NDYX316221
10/03/06	11/17/06	000870245	16723	68,560	50,560	18,000	0	COPR	HORWITH	JTLX177
10/03/06	11/17/06	000870246	16724	59,440	51,000	8,440	0	COPR	HORWITH	JTLX177
10/03/06	11/17/06	000870247	16725	67,520	51,120	16,400	0	COPR	HORWITH	JTLX177
10/03/06	11/17/06	000870248	16726	68,740	50,840	17,900	0	COPR	HORWITH	JTLX30135
10/03/06	11/15/06	000870249	16727	6,040	49,280	(43,240)	-7	COPR	HORWITH	NDYX316221
10/03/06	11/15/06	000870250	16728	62,180	49,740	12,440	0	COPR	HORWITH	NDYX316221
10/03/06	11/17/06	000870251	16729	76,340	50,240	26,100	0	COPR	HORWITH	JTLX30135
10/03/06	11/15/06	000870252	16730	68,580	49,060	19,520	0	COPR	HORWITH	NDYX316221
10/03/06	11/17/06	000870253	16731	30,560	50,040	(19,480)	-1	COPR	HORWITH	JTLX30135
10/03/06	11/15/06	000870254	16732	26,080	48,140	(22,060)	-1	COPR	HORWITH	NDYX316178
10/03/06	11/17/06	000870255	16733	30,580	51,700	(21,120)	-1	COPR	HORWITH	JTLX30135
10/03/06	11/17/06	000870256	16734	67,140	49,380	17,760	0	COPR	HORWITH	JTLX30131
10/03/06	11/17/06	000870257	16735	59,420	51,780	7,640	0	COPR	HORWITH	JTLX30131
10/03/06	11/17/06	000870258	16736	67,820	51,620	16,200	0	COPR	HORWITH	JTLX30131
10/03/06	11/17/06	000870259	16737	8,060	51,720	(43,660)	-5	COPR	HORWITH	JTLX30131
10/03/06	11/15/06	000870260	16738	64,620	50,740	13,880	0	COPR	HORWITH	JTLX30136
10/03/06	11/15/06	000870261	16739	68,940	50,600	18,340	0	COPR	HORWITH	JTLX30136
10/03/06	11/15/06	000870262	16740	76,320	48,980	27,340	0	COPR	HORWITH	NDYX316178
10/03/06	11/15/06	000870263	16741	34,180	49,800	(15,620)	0	COPR	HORWITH	JTLX30136
10/03/06	11/15/06	000870264	16742	34,180	50,980	(16,800)	0	COPR	HORWITH	JTLX30136
10/03/06	11/15/06	000870265	16743	76,980	48,180	28,800	0	COPR	HORWITH	NDYX316178
10/03/06	11/15/06	000870266	16744	12,320	48,580	(36,260)	-3	COPR	HORWITH	NDYX316178
10/03/06	11/16/06	000870267	16745	67,800	50,900	16,900	0	COPR	HORWITH	CHUX184
10/03/06	11/16/06	000870268	16746	76,180	51,320	24,860	0	COPR	HORWITH	CHUX184
10/03/06	11/15/06	000870269	16747	32,220	48,600	(16,380)	-1	COPR	HORWITH	NDYX316090
10/03/06	11/16/06	000870270	16748	28,480	51,240	(22,760)	-1	COPR	HORWITH	CHUX184
10/03/06	11/16/06	000870271	16749	28,480	50,660	(22,180)	-1	COPR	HORWITH	CHUX184
10/03/06	11/14/06	000870272	16750	18,800	50,920	(32,120)	-2	COPR	HORWITH	CHUX241
10/03/06	11/14/06	000870273	16751	67,180	52,780	14,400	0	COPR	HORWITH	CHUX241
10/03/06	11/14/06	000870274	16752	67,020	50,640	16,380	0	COPR	HORWITH	CHUX241
10/03/06	11/15/06	000870275	16753	30,960	51,460	(20,500)	-1	COPR	HORWITH	JTLX30130

HONEYWELL SA-7 USE HAZARDOUS WASTE TRACKING (2006)										
Date Shipped	Date of Return Manifest	State Manifest	Man. Doc #	Facilty Manifest Weight (lbs)	Estimated Weight (lbs)	Manifest - Estimate (lbs)	Man. - Estimate (%)	Material	Transporter	RAILCAR #
10/03/06	11/14/06	000870276	16754	53,780	51,500	2,280	0	COPR	HORWITH	CHUX241
10/03/06	11/14/06	000870279	16755	67,060	50,920	16,140	0	COPR	HORWITH	CHUX140
10/03/06	11/15/06	000869802	16756	61,340	51,360	9,980	0	COPR	HORWITH	JTLX30130
10/03/06	11/15/06	000869804	16757	76,700	52,020	24,680	0	COPR	HORWITH	JTLX30130
10/03/06	11/15/06	000869805	16758	37,620	50,900	(13,280)	0	COPR	HORWITH	JTLX30130
10/03/06	11/14/06	000869806	16759	68,480	51,040	17,440	0	COPR	HORWITH	CHUX140
10/03/06	11/15/06	000859505	16760	67,040	49,200	17,840	0	COPR	HORWITH	NDYX316090
10/03/06	11/14/06	000859506	16761	32,700	50,380	(17,680)	-1	COPR	HORWITH	CHUX140
10/03/06	11/15/06	000859507	16762	67,420	48,620	18,800	0	COPR	HORWITH	NDYX316090
10/03/06	11/15/06	000859508	16763	28,560	49,540	(20,980)	-1	COPR	HORWITH	NDYX316090
10/03/06	11/14/06	000859509	16764	32,700	50,440	(17,740)	-1	COPR	HORWITH	CHUX140
10/03/06	11/16/06	000859510	16765	59,320	50,680	8,640	0	COPR	HORWITH	CHUX151
10/03/06	11/16/06	000870280	16766	76,800	51,400	25,400	0	COPR	HORWITH	CHUX151
10/03/06	11/16/06	000870281	16767	34,700	51,580	(16,880)	0	COPR	HORWITH	CHUX151
10/03/06	11/16/06	000870282	16768	34,680	50,700	(16,020)	0	COPR	HORWITH	CHUX151
10/03/06	11/15/06	000870283	16769	39,140	49,840	(10,700)	0	COPR	HORWITH	JTLX30126
10/03/06	11/15/06	000870284	16770	68,280	52,260	16,020	0	COPR	HORWITH	JTLX30152
10/03/06	11/15/06	000870285	16771	67,460	51,920	15,540	0	COPR	HORWITH	JTLX30126
10/03/06	11/15/06	000870286	16772	17,720	49,760	(32,040)	-2	COPR	HORWITH	JTLX30126
10/03/06	11/15/06	000870287	16773	76,360	51,020	25,340	0	COPR	HORWITH	JTLX30126
10/03/06	11/15/06	000870288	16774	20,020	49,340	(29,320)	-1	COPR	HORWITH	JTLX30152
10/03/06	11/15/06	000870289	16775	76,640	49,580	27,060	0	COPR	HORWITH	JTLX30152
10/03/06	11/15/06	000870290	16776	36,320	49,320	(13,000)	0	COPR	HORWITH	JTLX30152
10/04/06	11/16/06	000870291	16777	23,960	50,700	(26,740)	-1	COPR	HORWITH	CHUX127
10/04/06	11/16/06	000870292	16778	67,080	50,220	16,860	0	COPR	HORWITH	CHUX127
10/04/06	11/15/06	000870293	16779	15,180	47,860	(32,680)	-2	COPR	HORWITH	NDYX316093
10/04/06	11/16/06	000870294	16780	66,720	51,680	15,040	0	COPR	HORWITH	CHUX127
10/04/06	11/16/06	000870295	16781	45,720	50,180	(4,460)	0	COPR	HORWITH	CHUX127
10/04/06	11/27/06	000870296	16782	21,520	50,820	(29,300)	-1	COPR	HORWITH	CEFX35245
10/04/06	11/27/06	000870297	16783	68,380	51,620	16,760	0	COPR	HORWITH	CEFX35245
10/04/06	11/27/06	000870298	16784	76,600	50,940	25,660	0	COPR	HORWITH	CEFX35245
10/04/06	11/27/06	000870299	16785	35,620	50,860	(15,240)	0	COPR	HORWITH	CEFX35245
10/04/06	11/15/06	000870300	16786	66,920	50,980	15,940	0	COPR	HORWITH	JTLX30114
10/04/06	11/15/06	000870301	16787	59,200	50,140	9,060	0	COPR	HORWITH	JTLX30114
10/04/06	11/15/06	000870302	16788	67,800	51,180	16,620	0	COPR	HORWITH	JTLX30114
10/04/06	11/15/06	000870303	16789	6,220	51,040	(44,820)	-7	COPR	HORWITH	JTLX30114
10/04/06	11/09/06	000870304	16790	56,040	51,320	4,720	0	COPR	HORWITH	CEFX35247
10/04/06	11/09/06	000870305	16791	76,920	51,060	25,860	0	COPR	HORWITH	CEFX35247
10/04/06	11/09/06	000870306	16792	38,200	50,920	(12,720)	0	COPR	HORWITH	CEFX35247
10/04/06	11/15/06	000870307	16793	76,560	49,880	26,680	0	COPR	HORWITH	NDYX316093
10/04/06	11/09/06	000870308	16794	38,180	51,760	(13,580)	0	COPR	HORWITH	CEFX35247
10/04/06	11/16/06	000870309	16795	50,740	51,260	(520)	0	COPR	HORWITH	CHUX117
10/04/06	11/16/06	000870310	16796	67,140	51,220	15,920	0	COPR	HORWITH	CHUX117
10/04/06	11/16/06	000870311	16797	68,420	52,200	16,220	0	COPR	HORWITH	CHUX117
10/04/06	11/15/06	000870312	16798	9,260	48,300	(39,040)	-4	COPR	HORWITH	NDYX316194
10/04/06	11/15/06	000870313	16799	68,500	49,180	19,320	0	COPR	HORWITH	NDYX316194
10/04/06	11/15/06	000870314	16800	67,140	49,120	18,020	0	COPR	HORWITH	NDYX316194
10/04/06	11/16/06	000870315	16801	20,240	51,680	(31,440)	-2	COPR	HORWITH	CHUX117
10/04/06	11/15/06	000870316	16802	59,760	50,640	9,120	0	COPR	HORWITH	NDYX316093
10/04/06	11/17/06	000870317	16803	41,080	51,520	(10,440)	0	COPR	HORWITH	JTLX30115
10/04/06	11/15/06	000870318	16804	50,600	49,560	1,040	0	COPR	HORWITH	NDYX316194
10/04/06	11/15/06	000870319	16805	44,480	49,800	(5,320)	0	COPR	HORWITH	NDYX316093
10/04/06	11/17/06	000870320	16806	67,080	52,000	15,080	0	COPR	HORWITH	JTLX30115
10/04/06	11/17/06	000870321	16807	69,920	51,500	18,420	0	COPR	HORWITH	JTLX30115
10/04/06	11/17/06	000870322	16808	31,320	52,020	(20,700)	-1	COPR	HORWITH	JTLX30115
10/04/06	11/16/06	000870323	16809	14,340	50,260	(35,920)	-3	COPR	HORWITH	CHUX186
10/04/06	11/16/06	000870324	16810	61,160	50,580	10,580	0	COPR	HORWITH	CHUX186
10/04/06	11/15/06	000870325	16811	52,240	49,600	2,640	0	COPR	HORWITH	NDYX316031
10/04/06	11/16/06	000870326	16812	66,760	50,680	16,080	0	COPR	HORWITH	CHUX186
10/04/06	11/17/06	000870327	16813	76,880	50,560	26,320	0	COPR	HORWITH	JTLX30138
10/04/06	11/16/06	000870328	16814	56,900	50,040	6,860	0	COPR	HORWITH	CHUX186
10/04/06	11/17/06	000870329	16815	67,000	50,140	16,860	0	COPR	HORWITH	JTLX30138
10/04/06	11/17/06	000870330	16816	27,340	50,680	(23,340)	-1	COPR	HORWITH	JTLX30138
10/04/06	11/17/06	000870331	16817	75,660	50,760	24,900	0	COPR	HORWITH	JTLX30150
10/04/06	11/17/06	000870332	16818	26,660	51,600	(24,940)	-1	COPR	HORWITH	JTLX30138
10/04/06	11/17/06	000870333	16819	67,300	50,900	16,400	0	COPR	HORWITH	JTLX30150
10/04/06	11/17/06	000870334	16820	27,320	50,720	(23,400)	-1	COPR	HORWITH	JTLX30150
10/04/06	11/17/06	000870335	16821	49,460	50,620	(1,420)	0	COPR	HORWITH	JTLX30127
10/04/06	11/17/06	000870336	16822	28,000	50,880	(24,400)	-1	COPR	HORWITH	JTLX30150
10/04/06	11/17/06	000870337	16823	69,860	52,400	17,460	0	COPR	HORWITH	JTLX30127
10/04/06	11/17/06	000870338	16824	67,200	51,100	16,100	0	COPR	HORWITH	JTLX30127
10/04/06	11/15/06	000870339	16825	38,240	49,560	(11,320)	0	COPR	HORWITH	NDYX316031
10/04/06	11/17/06	000870340	16826	14,740	51,960	(37,220)	-3	COPR	HORWITH	JTLX30127
10/04/06	11/17/06	000870341	16827	67,080	50,740	16,340	0	COPR	HORWITH	JTLX30121

HONEYWELL SA-7 USE HAZARDOUS WASTE TRACKING (2006)										
Date Shipped	Date of Return Manifest	State Manifest	Man. Doc #	Facilty Manifest Weight (lbs)	Estimated Weight (lbs)	Manifest - Estimate (lbs)	Man. - Estimate (%)	Material	Transporter	RAILCAR #
10/04/06	11/17/06	000870342	16828	68,400	51,940	16,460	0	COPR	HORWITH	JTLX30121
10/04/06	11/17/06	000870343	16829	61,580	52,740	8,840	0	COPR	HORWITH	JTLX30121
10/04/06	11/15/06	000870344	16830	68,120	49,160	18,960	0	COPR	HORWITH	NDYX316031
10/04/06	11/17/06	000870345	16831	10,140	50,300	(40,160)	-4	COPR	HORWITH	JTLX30121
10/04/06	11/16/06	000870346	16832	36,760	51,180	(14,420)	0	COPR	HORWITH	CHUX111
10/04/06	11/16/06	000870347	16833	76,480	50,260	26,220	0	COPR	HORWITH	CHUX111
10/04/06	11/16/06	000870348	16834	38,500	49,900	(11,400)	0	COPR	HORWITH	CHUX111
10/04/06	11/15/06	000870349	16835	38,240	48,740	(10,500)	0	COPR	HORWITH	NDYX316031
10/04/06	11/16/06	000870350	16836	38,500	51,340	(12,840)	0	COPR	HORWITH	CHUX111
10/04/06	11/14/06	000870351	16837	26,900	50,940	(24,040)	-1	COPR	HORWITH	CHUX271
10/04/06	11/14/06	000870352	16838	76,580	51,900	24,680	0	COPR	HORWITH	CHUX271
10/04/06	11/14/06	000870353	16839	68,220	49,800	18,420	0	COPR	HORWITH	CHUX271
10/05/06	11/15/06	000870354	16840	13,580	47,820	(34,240)	-3	COPR	HORWITH	NDYX316224
10/05/06	11/15/06	000870355	16841	67,040	49,100	17,940	0	COPR	HORWITH	NDYX316224
10/05/06	11/15/06	000870356	16842	67,540	49,260	18,280	0	COPR	HORWITH	NDYX316224
10/05/06	11/14/06	000870357	16843	32,120	49,660	(17,540)	-1	COPR	HORWITH	CHUX134
10/05/06	11/14/06	000870358	16844	76,180	50,820	25,360	0	COPR	HORWITH	CHUX134
10/05/06	11/14/06	000870359	16845	76,860	51,960	24,900	0	COPR	HORWITH	CHUX134
10/05/06	11/14/06	000870360	16846	17,040	50,900	(33,860)	-2	COPR	HORWITH	CHUX134
10/05/06	11/14/06	000870361	16847	60,380	51,120	9,260	0	COPR	HORWITH	CHUX189
10/05/06	11/14/06	000870362	16848	76,360	51,120	25,240	0	COPR	HORWITH	CHUX189
10/05/06	11/15/06	000870363	16849	44,380	49,400	(5,020)	0	COPR	HORWITH	NDYX316224
10/05/06	11/14/06	000870364	16850	34,740	50,480	(15,740)	0	COPR	HORWITH	CHUX189
10/05/06	11/14/06	000870365	16851	34,760	51,100	(16,340)	0	COPR	HORWITH	CHUX189
10/05/06	11/16/06	000870366	16852	61,640	52,460	9,180	0	COPR	HORWITH	CHUX158
10/05/06	11/17/06	000870367	16853	21,400	49,160	(27,760)	-1	COPR	HORWITH	JTLX30174
10/05/06	11/16/06	000870368	16854	67,740	51,200	16,540	0	COPR	HORWITH	CHUX158
10/05/06	11/16/06	000870369	16855	33,640	51,040	(17,400)	-1	COPR	HORWITH	CHUX158
10/05/06	11/16/06	000870370	16856	33,660	50,540	(16,880)	-1	COPR	HORWITH	CHUX158
10/05/06	11/17/06	000870371	16857	28,760	48,940	(20,180)	-1	COPR	HORWITH	JTLX30174
10/05/06	11/17/06	000870372	16858	76,660	50,660	26,000	0	COPR	HORWITH	JTLX30174
10/05/06	11/17/06	000870373	16859	70,400	48,660	21,740	0	COPR	HORWITH	JTLX30174
10/05/06	11/16/06	000870374	16860	55,060	51,240	3,820	0	COPR	HORWITH	CHUX139
10/05/06	11/16/06	000870375	16861	77,100	48,640	28,460	0	COPR	HORWITH	CHUX139
10/05/06	11/16/06	000870376	16862	34,260	50,180	(15,920)	0	COPR	HORWITH	CHUX139
10/05/06	11/16/06	000870377	16863	34,260	48,920	(14,660)	0	COPR	HORWITH	CHUX139
10/05/06	11/16/06	000870379	16864	69,020	50,720	18,300	0	COPR	HORWITH	CHUX137
10/05/06	11/16/06	000870380	16865	67,340	50,520	16,820	0	COPR	HORWITH	CHUX137
10/05/06	11/16/06	000870381	16866	29,840	50,460	(20,620)	-1	COPR	HORWITH	CHUX137
10/05/06	11/16/06	000870382	16867	29,860	49,940	(20,080)	-1	COPR	HORWITH	CHUX137
10/05/06	11/09/06	000870383	16868	13,460	47,480	(34,020)	-3	COPR	HORWITH	DJLX98542
10/05/06	11/09/06	000870384	16869	67,320	51,220	16,100	0	COPR	HORWITH	DJLX98542
10/05/06	11/09/06	000870385	16870	68,280	48,060	20,220	0	COPR	HORWITH	DJLX98542
10/05/06	11/09/06	000870386	16871	45,480	50,640	(5,160)	0	COPR	HORWITH	DJLX98542
10/05/06	11/14/06	000870387	16872	26,900	48,640	(21,740)	-1	COPR	HORWITH	CHUX271
10/05/06	11/16/06	000870388	16873	20,460	50,720	(30,260)	-1	COPR	HORWITH	CHUX269
10/05/06	11/16/06	000870389	16874	76,200	50,620	25,580	0	COPR	HORWITH	CHUX269
10/05/06	11/16/06	000870390	16875	76,720	50,160	26,560	0	COPR	HORWITH	CHUX269
10/05/06	11/16/06	000870391	16876	23,480	49,860	(26,380)	-1	COPR	HORWITH	CHUX270
10/05/06	11/16/06	000870392	16877	26,140	51,260	(25,120)	-1	COPR	HORWITH	CHUX269
10/05/06	11/16/06	000870393	16878	60,540	51,140	9,400	0	COPR	HORWITH	CHUX270
10/05/06	11/16/06	000870394	16879	69,020	52,560	16,460	0	COPR	HORWITH	CHUX270
10/05/06	11/16/06	000870395	16880	47,760	50,820	(3,060)	0	COPR	HORWITH	CHUX270
10/05/06	11/14/06	000870396	16881	76,920	49,820	27,100	0	COPR	HORWITH	CHUX275
10/05/06	11/16/06	000870397	16882	22,260	50,780	(28,520)	-1	COPR	HORWITH	CHUX268
10/05/06	11/16/06	000870398	16883	66,880	50,860	16,020	0	COPR	HORWITH	CHUX268
10/05/06	11/16/06	000870399	16884	68,560	50,920	17,640	0	COPR	HORWITH	CHUX268
10/05/06	11/14/06	000870400	16885	38,360	47,860	(9,500)	0	COPR	HORWITH	CHUX275
10/05/06	11/16/06	000870401	16886	43,620	51,400	(7,780)	0	COPR	HORWITH	CHUX268
10/05/06	11/14/06	000870402	16887	38,240	48,680	(10,440)	0	COPR	HORWITH	CHUX275
10/05/06	11/14/06	000870403	16888	38,360	50,980	(12,620)	0	COPR	HORWITH	CHUX275
10/05/06	11/16/06	000870404	16889	59,640	49,900	9,740	0	COPR	HORWITH	CHUX276
10/05/06	11/16/06	000870405	16890	20,120	49,560	(29,440)	-1	COPR	HORWITH	CHUX273
10/05/06	11/16/06	000870406	16891	68,080	50,520	17,560	0	COPR	HORWITH	CHUX273
10/05/06	11/16/06	000870407	16892	67,300	47,000	20,300	0	COPR	HORWITH	CHUX273
10/05/06	11/16/06	000870408	16893	35,360	51,040	(15,680)	0	COPR	HORWITH	CHUX276
10/05/06	11/16/06	000870409	16894	40,880	50,220	(9,340)	0	COPR	HORWITH	CHUX273
10/05/06	11/16/06	000870410	16895	67,700	50,960	16,740	0	COPR	HORWITH	CHUX276
10/05/06	11/16/06	000870411	16896	40,860	51,420	(10,560)	0	COPR	HORWITH	CHUX276
10/05/06	11/16/06	000870413	16897	76,040	51,960	24,080	0	COPR	HORWITH	CHUX274
10/05/06	11/16/06	000870414	16898	76,400	51,100	25,300	0	COPR	HORWITH	CHUX274
10/05/06	11/16/06	000870415	16899	27,660	51,360	(23,700)	-1	COPR	HORWITH	CHUX274
10/05/06	11/16/06	000870416	16900	26,880	51,700	(24,820)	-1	COPR	HORWITH	CHUX274
10/06/06	11/15/06	000870417	16901	58,940	50,000	8,940	0	COPR	HORWITH	NDYX320329

HONEYWELL SA-7 USE HAZARDOUS WASTE TRACKING (2006)										
Date Shipped	Date of Return Manifest	State Manifest	Man. Doc #	Facilty Manifest Weight (lbs)	Estimated Weight (lbs)	Manifest - Estimate (lbs)	Man. - Estimate (%)	Material	Transporter	RAILCAR #
10/06/06	11/15/06	000870418	16902	26,720	49,280	(22,560)	-1	COPR	HORWITH	NDYX316134
10/06/06	11/15/06	000870419	16903	67,380	49,840	17,540	0	COPR	HORWITH	NDYX320329
10/06/06	11/15/06	000870420	16904	68,560	50,460	18,100	0	COPR	HORWITH	NDYX320329
10/06/06	11/15/06	000870421	16905	6,000	51,200	(45,200)	-8	COPR	HORWITH	NDYX320329
10/06/06	11/27/06	000870422	16906	17,620	49,400	(31,780)	-2	COPR	HORWITH	NDYX320472
10/06/06	11/27/06	000870423	16907	76,940	50,960	25,980	0	COPR	HORWITH	NDYX320472
10/06/06	11/27/06	000870424	16908	77,300	51,280	26,020	0	COPR	HORWITH	NDYX320472
10/06/06	11/27/06	000870425	16909	30,300	50,000	(19,700)	-1	COPR	HORWITH	NDYX320472
10/06/06	12/19/06	000870426	16910	38,580	49,780	(11,200)	0	COPR	HORWITH	CHUX173
10/06/06	12/19/06	000870427	16911	69,240	52,300	16,940	0	COPR	HORWITH	CHUX173
10/06/06	11/16/06	000870428	16912	28,600	51,080	(22,480)	-1	COPR	HORWITH	CHUX173
10/06/06	12/19/06	000870429	16913	68,820	51,940	16,880	0	COPR	HORWITH	CHUX173
10/06/06	11/16/06	000870430	16914	68,400	49,160	19,240	0	COPR	HORWITH	CHUX192
10/06/06	11/16/06	000870431	16915	48,680	51,900	(3,220)	0	COPR	HORWITH	CHUX192
10/06/06	11/16/06	000870432	16916	62,740	48,700	14,040	0	COPR	HORWITH	CHUX192
10/06/06	11/15/06	000870433	16917	68,300	47,240	21,060	0	COPR	HORWITH	NDYX316134
10/06/06	11/15/06	000870434	16918	66,960	48,820	18,140	0	COPR	HORWITH	NDYX316134
10/06/06	11/15/06	000870435	16919	29,760	47,820	(18,060)	-1	COPR	HORWITH	NDYX316134
10/06/06	11/16/06	000870436	16920	17,800	48,760	(30,960)	-2	COPR	HORWITH	CHUX192
10/06/06	11/17/06	000870437	16921	41,540	50,220	(8,680)	0	COPR	HORWITH	JTLX30109
10/06/06	11/17/06	000870438	16922	70,000	49,700	20,300	0	COPR	HORWITH	JTLX30109
10/06/06	11/17/06	000870439	16923	28,400	48,880	(20,480)	-1	COPR	HORWITH	JTLX30109
10/06/06	11/17/06	000870440	16924	59,660	50,520	9,140	0	COPR	HORWITH	JTLX30109
10/06/06	11/17/06	000870441	16925	16,840	50,480	(33,640)	-2	COPR	HORWITH	JTLX239
10/06/06	11/17/06	000870442	16926	68,220	50,120	18,100	0	COPR	HORWITH	JTLX239
10/06/06	11/17/06	000870443	16927	67,000	49,720	17,280	0	COPR	HORWITH	JTLX239
10/06/06	11/17/06	000870444	16928	13,020	50,600	(37,580)	-3	COPR	HORWITH	JTLX30163
10/06/06	11/17/06	000870445	16929	46,140	48,640	(2,500)	0	COPR	HORWITH	JTLX239
10/06/06	11/17/06	000870446	16930	66,800	49,220	17,580	0	COPR	HORWITH	JTLX30163
10/06/06	11/17/06	000870447	16931	69,000	49,340	19,660	0	COPR	HORWITH	JTLX30163
10/06/06	11/17/06	000870448	16932	49,600	49,840	(240)	0	COPR	HORWITH	JTLX30163
10/06/06	11/16/06	000870449	16933	39,460	51,040	(11,580)	0	COPR	HORWITH	CHUX277
10/06/06	11/16/06	000870450	16934	76,600	52,760	23,840	0	COPR	HORWITH	CHUX277
10/06/06	11/16/06	000870451	16935	68,760	50,140	18,620	0	COPR	HORWITH	CHUX277
10/06/06	11/16/06	000870452	16936	20,140	51,760	(31,620)	-2	COPR	HORWITH	CHUX277
10/06/06	11/14/06	000870453	16937	67,220	50,280	16,940	0	COPR	HORWITH	CHUX281
10/06/06	11/14/06	000870454	16938	67,340	50,760	16,580	0	COPR	HORWITH	CHUX281
10/06/06	11/14/06	000870455	16939	34,060	52,320	(18,260)	-1	COPR	HORWITH	CHUX281
10/06/06	11/14/06	000870456	16940	34,060	51,700	(17,640)	-1	COPR	HORWITH	CHUX281
10/06/06	11/16/06	000870457	16941	68,260	50,740	17,520	0	COPR	HORWITH	CHUX280
10/06/06	11/16/06	000870458	16942	59,640	50,600	9,040	0	COPR	HORWITH	CHUX280
10/06/06	11/16/06	000870459	16943	10,760	50,920	(40,160)	-4	COPR	HORWITH	CHUX280
10/06/06	11/16/06	000870460	16944	66,940	51,460	15,480	0	COPR	HORWITH	CHUX280
10/06/06	11/16/06	000870461	16945	66,180	50,060	16,120	0	COPR	HORWITH	CHUX272
10/06/06	11/16/06	000870462	16946	77,000	51,400	25,600	0	COPR	HORWITH	CHUX272
10/06/06	11/15/06	000870463	16947	39,060	48,080	(9,020)	0	COPR	HORWITH	NDYX316238
10/06/06	11/16/06	000870464	16948	28,620	50,300	(21,680)	-1	COPR	HORWITH	CHUX272
10/06/06	11/16/06	000870465	16949	28,640	50,080	(21,440)	-1	COPR	HORWITH	CHUX272
10/06/06	11/29/06	000870466	16950	23,740	51,860	(28,120)	-1	COPR	HORWITH	CHUX279
10/06/06	11/15/06	000870467	16951	67,080	49,640	17,440	0	COPR	HORWITH	NDYX316238
10/06/06	11/29/06	000870468	16952	68,460	51,040	17,420	0	COPR	HORWITH	CHUX279
10/06/06	11/29/06	000870469	16953	67,200	50,680	16,520	0	COPR	HORWITH	CHUX278
10/06/06	11/29/06	000870470	16954	43,200	50,880	(7,680)	0	COPR	HORWITH	CHUX279
10/06/06	11/29/06	000870471	16955	24,300	49,760	(25,460)	-1	COPR	HORWITH	CHUX279
10/06/06	11/29/06	000870472	16956	66,880	50,820	16,060	0	COPR	HORWITH	CHUX278
10/06/06	11/29/06	000870473	16957	67,340	51,020	16,320	0	COPR	HORWITH	CHUX278
10/06/06	11/29/06	000870474	16958	43,700	50,100	(6,400)	0	COPR	HORWITH	CHUX278
10/06/06	11/16/06	000870475	16959	25,660	51,780	(26,120)	-1	COPR	HORWITH	CHUX121
10/06/06	11/15/06	000870476	16960	76,380	49,260	27,120	0	COPR	HORWITH	NDYX316238
10/06/06	11/16/06	000870477	16961	75,380	49,900	25,480	0	COPR	HORWITH	CHUX121
10/06/06	11/16/06	000870478	16962	68,340	50,740	17,600	0	COPR	HORWITH	CHUX121
10/06/06	11/16/06	000870479	16963	31,360	50,380	(19,020)	-1	COPR	HORWITH	CHUX121
10/06/06	11/15/06	000870480	16964	13,740	48,380	(34,640)	-3	COPR	HORWITH	NDYX316238
10/09/06	11/27/06	000870481	16965	37,340	49,160	(11,820)	0	COPR	HORWITH	NDYX316241
10/09/06	11/27/06	000870482	16966	61,300	48,880	12,420	0	COPR	HORWITH	NDYX316241
10/09/06	11/27/06	000870483	16967	69,880	50,040	19,840	0	COPR	HORWITH	NDYX316241
10/09/06	11/14/06	000870484	16968	11,520	51,060	(39,540)	-3	COPR	HORWITH	CHUX249
10/09/06	11/14/06	000870485	16969	68,160	50,060	18,100	0	COPR	HORWITH	CHUX249
10/09/06	11/14/06	000870486	16970	66,400	50,960	15,440	0	COPR	HORWITH	CHUX249
10/09/06	11/14/06	000870487	16971	56,400	50,420	5,980	0	COPR	HORWITH	CHUX249
10/09/06	11/14/06	000870488	16972	46,580	51,220	(4,640)	0	COPR	HORWITH	CHUX103
10/09/06	11/14/06	000870489	16973	67,720	50,640	17,080	0	COPR	HORWITH	CHUX103
10/09/06	11/14/06	000870490	16974	13,480	50,180	(36,700)	-3	COPR	HORWITH	CHUX103
10/09/06	11/14/06	000870491	16975	68,120	50,100	18,020	0	COPR	HORWITH	CHUX103

HONEYWELL SA-7 USE HAZARDOUS WASTE TRACKING (2006)										
Date Shipped	Date of Return Manifest	State Manifest	Man. Doc #	Facilty Manifest Weight (lbs)	Estimated Weight (lbs)	Manifest - Estimate (lbs)	Man. - Estimate (%)	Material	Transporter	RAILCAR #
10/09/06	11/15/06	000870492	16976	11,560	50,860	(39,300)	-3	COPR	HORWITH	JTLX257
10/09/06	11/27/06	000870493	16977	26,620	50,000	(23,380)	-1	COPR	HORWITH	NDYX316241
10/09/06	11/27/06	000870494	16978	54,260	49,500	4,760	0	COPR	HORWITH	NDYX316099
10/09/06	11/15/06	000870495	16979	67,560	50,460	17,100	0	COPR	HORWITH	JTLX257
10/09/06	11/15/06	000870496	16980	66,920	51,080	15,840	0	COPR	HORWITH	JTLX257
10/09/06	11/15/06	000870497	16981	56,840	50,500	6,340	0	COPR	HORWITH	JTLX257
10/09/06	11/15/06	000870498	16982	46,600	51,740	(5,140)	0	COPR	HORWITH	JTLX278
10/09/06	11/27/06	000870499	16983	76,280	48,800	27,480	0	COPR	HORWITH	NDYX316099
10/09/06	11/15/06	000870500	16984	66,980	50,040	16,940	0	COPR	HORWITH	JTLX278
10/09/06	11/15/06	000870501	16985	67,800	51,180	16,620	0	COPR	HORWITH	JTLX278
10/09/06	11/27/06	000870502	16986	33,000	49,840	17,960	0	COPR	HORWITH	NDYX316099
10/09/06	11/27/06	000870503	16987	32,240	48,940	(15,940)	-1	COPR	HORWITH	NDYX316099
10/09/06	11/27/06	000870504	16988	19,980	49,980	(17,740)	-2	COPR	HORWITH	NDYX316016
10/09/06	11/15/06	000870505	16989	20,240	50,760	(30,780)	-1	COPR	HORWITH	JTLX278
10/09/06	11/27/06	000870506	16990	76,260	50,040	(29,800)	0	COPR	HORWITH	NDYX316016
10/09/06	11/27/06	000870507	16991	77,060	50,020	26,240	0	COPR	HORWITH	NDYX316016
10/09/06	11/17/06	000870508	16992	31,460	52,500	24,560	-1	COPR	HORWITH	JTLX30172
10/09/06	11/17/06	000870509	16993	68,520	50,800	(19,340)	0	COPR	HORWITH	JTLX30172
10/09/06	11/17/06	000870510	16994	67,000	50,580	17,940	0	COPR	HORWITH	JTLX30172
10/09/06	11/17/06	000870511	16995	35,640	50,840	16,160	-1	COPR	HORWITH	JTLX30172
10/09/06	11/27/06	000870512	16996	21,920	46,720	(24,800)	-1	COPR	HORWITH	NDYX316016
10/09/06	11/14/06	000870513	16997	38,360	52,320	(13,960)	0	COPR	HORWITH	CHUX227
10/09/06	11/14/06	000870514	16998	76,740	51,240	25,500	0	COPR	HORWITH	CHUX227
10/09/06	11/14/06	000870515	16999	77,140	50,180	26,960	0	COPR	HORWITH	CHUX227
10/09/06	11/14/06	000870516	17000	9,600	50,580	(40,980)	-4	COPR	HORWITH	CHUX227
10/09/06	11/27/06	000870517	17001	67,280	49,000	18,280	0	COPR	HORWITH	NDYX316103
10/09/06	11/09/06	000870518	17002	27,360	50,060	(22,700)	-1	COPR	HORWITH	CEFX35237
10/09/06	11/27/06	000870519	17003	76,580	49,040	27,540	0	COPR	HORWITH	NDYX316103
10/09/06	11/09/06	000870520	17004	67,380	52,020	15,360	0	COPR	HORWITH	CEFX35237
10/09/06	11/09/06	000870521	17005	67,320	50,560	16,760	0	COPR	HORWITH	CEFX35237
10/09/06	11/14/06	000870522	17006	68,300	50,060	18,240	0	COPR	HORWITH	CHUX136
10/09/06	11/09/06	000870523	17007	38,360	51,240	(12,880)	0	COPR	HORWITH	CEFX35237
10/09/06	11/14/06	000870524	17008	27,800	50,780	(22,980)	-1	COPR	HORWITH	CHUX136
10/09/06	11/14/06	000870525	17009	67,060	52,580	14,480	0	COPR	HORWITH	CHUX136
10/09/06	11/14/06	000870526	17010	41,020	51,600	(10,580)	0	COPR	HORWITH	CHUX136
10/09/06	11/27/06	000870527	17011	24,700	48,940	(24,240)	-1	COPR	HORWITH	NDYX316103
10/09/06	11/15/06	000870528	17012	56,940	49,740	7,200	0	COPR	HORWITH	JTLX266
10/09/06	11/27/06	000870529	17013	24,720	48,580	(23,860)	-1	COPR	HORWITH	NDYX316103
10/09/06	11/09/06	000870530	17014	57,880	50,900	6,980	0	COPR	HORWITH	DJLX98531
10/09/06	11/09/06	000870531	17015	66,880	49,480	17,400	0	COPR	HORWITH	DJLX98531
10/09/06	11/09/06	000870532	17016	67,000	51,320	15,680	0	COPR	HORWITH	DJLX98531
10/09/06	11/09/06	000870533	17017	9,180	52,060	(42,880)	-5	COPR	HORWITH	DJLX98531
10/09/06	11/15/06	000870534	17018	67,040	51,620	15,420	0	COPR	HORWITH	JTLX266
10/09/06	11/15/06	000870535	17019	68,340	50,400	17,940	0	COPR	HORWITH	JTLX266
10/09/06	11/15/06	000870536	17020	10,220	52,200	(41,980)	-4	COPR	HORWITH	JTLX266
10/09/06	11/09/06	000870537	17021	29,600	51,460	(21,860)	-1	COPR	HORWITH	DJLX98519
10/09/06	11/09/06	000870538	17022	76,900	50,680	26,220	0	COPR	HORWITH	DJLX98519
10/09/06	11/09/06	000870539	17023	76,520	51,760	24,760	0	COPR	HORWITH	DJLX98519
10/09/06	11/09/06	000870540	17024	20,000	50,160	(30,160)	-2	COPR	HORWITH	DJLX98519
10/09/06	11/17/06	000870541	17025	31,600	51,660	(20,060)	-1	COPR	HORWITH	JTLX279
10/09/06	11/17/06	000870542	17026	68,000	51,340	16,660	0	COPR	HORWITH	JTLX279
10/09/06	11/17/06	000870543	17027	67,280	51,900	15,380	0	COPR	HORWITH	JTLX279
10/09/06	11/17/06	000870544	17028	37,660	51,160	(13,500)	0	COPR	HORWITH	JTLX279
10/10/06	11/14/06	000870545	17029	43,920	50,160	(6,240)	0	COPR	HORWITH	CHUX171
10/10/06	11/27/06	000870546	17030	68,280	47,280	21,000	0	COPR	HORWITH	NDYX316018
10/10/06	11/27/06	000870547	17031	12,980	47,380	(34,400)	-3	COPR	HORWITH	NDYX316052
10/10/06	11/27/06	000870548	17032	68,280	49,760	18,520	0	COPR	HORWITH	NDYX316052
10/10/06	11/14/06	000870549	17033	67,500	51,200	16,300	0	COPR	HORWITH	CHUX171
10/10/06	11/14/06	000870550	17034	67,460	50,020	17,440	0	COPR	HORWITH	CHUX171
10/10/06	11/14/06	000870551	17035	22,220	51,380	(29,160)	-1	COPR	HORWITH	CHUX171
10/10/06	11/17/06	000870552	17036	11,400	50,700	(39,300)	-3	COPR	HORWITH	JTLX30171
10/10/06	11/17/06	000870553	17037	67,520	51,700	15,820	0	COPR	HORWITH	JTLX30171
10/10/06	11/17/06	000870554	17038	77,460	50,360	27,100	0	COPR	HORWITH	JTLX30171
10/10/06	11/17/06	000870555	17039	44,680	50,440	(5,760)	0	COPR	HORWITH	JTLX30171
10/10/06	11/17/06	000870556	17040	12,000	50,420	(38,420)	-3	COPR	HORWITH	JTLX30139
10/10/06	11/17/06	000870557	17041	67,560	51,360	16,200	0	COPR	HORWITH	JTLX30139
10/10/06	11/27/06	000870558	17042	46,640	48,240	(1,600)	0	COPR	HORWITH	NDYX316052
10/10/06	11/27/06	000870559	17043	66,140	50,440	15,700	0	COPR	HORWITH	NDYX316052
10/10/06	11/17/06	000870560	17044	67,440	51,460	15,980	0	COPR	HORWITH	JTLX30139
10/10/06	11/17/06	000870561	17045	55,680	50,760	4,920	0	COPR	HORWITH	JTLX30139
10/10/06	11/27/06	000870562	17046	76,660	47,160	29,500	0	COPR	HORWITH	NDYX316018
10/10/06	11/14/06	000870563	17047	49,460	51,240	(1,780)	0	COPR	HORWITH	CHUX106
10/10/06	11/27/06	000870564	17048	23,900	49,200	(25,300)	-1	COPR	HORWITH	NDYX316018
10/10/06	11/14/06	000870565	17049	68,340	50,860	17,480	0	COPR	HORWITH	CHUX106

Honeywell

HONEYWELL SA-7 USE HAZARDOUS WASTE TRACKING (2006)										
Date Shipped	Date of Return Manifest	State Manifest	Man. Doc #	Facilty Manifest Weight (lbs)	Estimated Weight (lbs)	Manifest - Estimate (lbs)	Man. - Estimate (%)	Material	Transporter	RAILCAR #
10/10/06	11/14/06	000870566	17050	60,080	50,460	9,620	0	COPR	HORWITH	CHUX106
10/10/06	11/27/06	000870567	17051	39,700	49,360	(9,660)	0	COPR	HORWITH	NDYX316114
10/10/06	11/14/06	000870568	17052	23,660	49,960	(26,300)	-1	COPR	HORWITH	CHUX106
10/10/06	11/27/06	000870569	17053	20,000	52,520	(32,520)	-2	COPR	HORWITH	CEFX35248
10/10/06	11/27/06	000870570	17054	66,580	49,280	17,300	0	COPR	HORWITH	NDYX316114
10/10/06	11/27/06	000870571	17055	67,280	50,140	17,140	0	COPR	HORWITH	CEFX35248
10/10/06	11/27/06	000870572	17056	59,940	51,880	8,060	0	COPR	HORWITH	CEFX35248
10/10/06	11/27/06	000870573	17057	54,680	50,240	4,440	0	COPR	HORWITH	CEFX35248
10/10/06	11/27/06	000870576	17058	61,840	49,840	12,000	0	COPR	HORWITH	NDYX316114
10/10/06	11/27/06	000870577	17059	27,740	48,960	(21,220)	-1	COPR	HORWITH	NDYX316114
10/10/06	11/27/06	000870578	17060	23,900	48,320	(24,420)	-1	COPR	HORWITH	NDYX316018
10/10/06	11/27/06	000870579	17061	28,160	50,440	(22,280)	-1	COPR	HORWITH	DJLX98509
10/10/06	11/27/06	000870580	17062	67,660	50,900	16,760	0	COPR	HORWITH	DJLX98509
10/10/06	11/27/06	000870581	17063	75,960	51,380	24,580	0	COPR	HORWITH	DJLX98509
10/10/06	11/27/06	000870582	17064	27,600	51,780	(24,180)	-1	COPR	HORWITH	DJLX98509
10/10/06	11/29/06	000870583	17065	23,600	48,820	(25,220)	-1	COPR	HORWITH	JTLX267
10/10/06	11/29/06	000870584	17066	68,000	52,060	15,940	0	COPR	HORWITH	JTLX267
10/10/06	11/29/06	000870585	17067	66,760	51,540	15,220	0	COPR	HORWITH	JTLX267
10/10/06	11/17/06	000870586	17068	18,980	51,600	(32,620)	-2	COPR	HORWITH	JTLX30146
10/10/06	11/29/06	000870587	17069	40,520	48,680	(8,160)	0	COPR	HORWITH	JTLX267
10/10/06	11/17/06	000870588	17070	67,660	51,220	16,440	0	COPR	HORWITH	JTLX30146
10/10/06	11/17/06	000870589	17071	43,800	51,360	(7,560)	0	COPR	HORWITH	JTLX30146
10/10/06	11/17/06	000870590	17072	67,140	51,000	16,140	0	COPR	HORWITH	JTLX30146
10/10/06	11/17/06	000870591	17073	24,960	51,760	(26,800)	-1	COPR	HORWITH	JTLX188
10/10/06	11/17/06	000870592	17074	66,540	50,980	15,560	0	COPR	HORWITH	JTLX188
10/10/06	11/17/06	000870593	17075	67,360	50,740	16,620	0	COPR	HORWITH	JTLX188
10/10/06	11/17/06	000870594	17076	42,240	49,260	(7,020)	0	COPR	HORWITH	JTLX188
10/10/06	11/17/06	000870595	17077	12,660	50,780	(38,120)	-3	COPR	HORWITH	JTLX30170
10/10/06	11/17/06	000870596	17078	67,460	50,900	16,560	0	COPR	HORWITH	JTLX30170
10/10/06	11/17/06	000870597	17079	68,260	48,960	19,300	0	COPR	HORWITH	JTLX30170
10/10/06	11/17/06	000870598	17080	50,660	48,840	1,820	0	COPR	HORWITH	JTLX30170
10/10/06	11/17/06	000870599	17081	52,120	50,780	1,340	0	COPR	HORWITH	JTLX74
10/10/06	11/14/06	000870600	17082	15,580	51,360	(35,780)	-2	COPR	HORWITH	CHUX110
10/10/06	11/14/06	000870601	17083	68,400	51,240	17,160	0	COPR	HORWITH	CHUX110
10/10/06	11/14/06	000870602	17084	68,040	50,980	17,060	0	COPR	HORWITH	CHUX110
10/10/06	11/14/06	000870603	17085	53,980	52,260	1,720	0	COPR	HORWITH	CHUX110
10/10/06	11/17/06	000870604	17086	19,220	50,420	(31,200)	-2	COPR	HORWITH	JTLX74
10/10/06	11/17/06	000870605	17087	67,380	49,980	17,400	0	COPR	HORWITH	JTLX74
10/10/06	11/17/06	000870606	17088	62,360	50,300	12,060	0	COPR	HORWITH	JTLX74
10/10/06	11/17/06	000870607	17089	20,500	51,360	(30,860)	-2	COPR	HORWITH	JTLX30148
10/10/06	11/17/06	000870608	17090	68,300	52,480	15,820	0	COPR	HORWITH	JTLX30148
10/10/06	11/17/06	000870609	17091	63,360	48,100	15,260	0	COPR	HORWITH	JTLX30148
10/10/06	11/17/06	000870610	17092	47,080	47,900	(820)	0	COPR	HORWITH	JTLX30148
10/11/06	11/29/06	000870611	17093	42,380	51,760	(9,380)	0	COPR	HORWITH	JTLX30129
10/11/06	11/27/06	000870612	17094	65,380	49,760	15,620	0	COPR	HORWITH	NDYX316132
10/11/06	11/29/06	000870613	17095	68,420	51,000	17,420	0	COPR	HORWITH	JTLX30129
10/11/06	11/29/06	000870614	17096	67,020	50,100	16,920	0	COPR	HORWITH	JTLX30129
10/11/06	11/27/06	000870615	17097	67,680	49,620	18,060	0	COPR	HORWITH	NDYX316132
10/11/06	11/29/06	000870616	17098	24,280	50,200	(25,920)	-1	COPR	HORWITH	JTLX30129
10/11/06	11/14/06	000870617	17099	45,120	50,460	(5,340)	0	COPR	HORWITH	CHUX162
10/11/06	11/14/06	000870618	17100	66,820	50,720	16,100	0	COPR	HORWITH	CHUX162
10/11/06	11/14/06	000870619	17101	60,600	50,240	10,360	0	COPR	HORWITH	CHUX162
10/11/06	11/14/06	000870620	17102	24,900	50,200	(25,300)	-1	COPR	HORWITH	CHUX162
10/11/06	11/15/06	000870621	17103	4,620	50,420	(45,800)	-10	COPR	HORWITH	JTLX30119
10/11/06	11/27/06	000870622	17104	36,380	48,400	(12,020)	0	COPR	HORWITH	NDYX316211
10/11/06	11/15/06	000870623	17105	76,380	51,460	24,920	0	COPR	HORWITH	JTLX30119
10/11/06	11/27/06	000870624	17106	29,560	49,740	(20,180)	-1	COPR	HORWITH	NDYX316132
10/11/06	11/15/06	000870625	17107	45,280	50,700	(5,420)	0	COPR	HORWITH	JTLX30119
10/11/06	11/15/06	000870626	17108	76,420	50,160	26,260	0	COPR	HORWITH	JTLX30119
10/11/06	11/27/06	000870627	17109	30,240	49,540	(19,300)	-1	COPR	HORWITH	NDYX316132
10/11/06	11/17/06	000870628	17110	7,400	51,780	(44,380)	-6	COPR	HORWITH	JTLX30124
10/11/06	11/27/06	000870629	17111	76,840	49,440	27,400	0	COPR	HORWITH	NDYX316211
10/11/06	11/17/06	000870630	17112	68,720	51,020	17,700	0	COPR	HORWITH	JTLX30124
10/11/06	11/17/06	000870631	17113	67,920	50,220	17,700	0	COPR	HORWITH	JTLX30124
10/11/06	11/17/06	000870632	17114	61,420	50,040	11,380	0	COPR	HORWITH	JTLX30124
10/11/06	11/14/06	000870633	17115	11,320	51,120	(39,800)	-4	COPR	HORWITH	CHUX215
10/11/06	11/27/06	000870634	17116	76,800	49,040	27,760	0	COPR	HORWITH	NDYX316211
10/11/06	11/14/06	000870635	17117	67,340	50,700	16,640	0	COPR	HORWITH	CHUX215
10/11/06	11/14/06	000870636	17118	67,240	51,580	15,660	0	COPR	HORWITH	CHUX215
10/11/06	11/15/06	000870637	17119	26,180	50,820	(24,640)	-1	COPR	HORWITH	JTLX283
10/11/06	11/27/06	000870638	17120	11,540	49,220	(37,680)	-3	COPR	HORWITH	NDYX316211
10/11/06	11/14/06	000870639	17121	56,340	50,160	6,180	0	COPR	HORWITH	CHUX215
10/11/06	11/27/06	000870640	17122	67,780	49,700	18,080	0	COPR	HORWITH	NDYX316144
10/11/06	11/15/06	000870641	17123	60,300	51,200	9,100	0	COPR	HORWITH	JTLX283

HONEYWELL SA-7 USE HAZARDOUS WASTE TRACKING (2006)										
Date Shipped	Date of Return Manifest	State Manifest	Man. Doc #	Facilty Manifest Weight (lbs)	Estimated Weight (lbs)	Manifest - Estimate (lbs)	Man. - Estimate (%)	Material	Transporter	RAILCAR #
10/11/06	11/15/06	000870642	17124	67,960	51,240	16,720	0	COPR	HORWITH	JTLX283
10/11/06	11/15/06	000870644	17125	48,240	49,440	(1,200)	0	COPR	HORWITH	JTLX283
10/11/06	11/15/06	000870645	17126	7,360	51,040	(43,680)	-6	COPR	HORWITH	JTLX270
10/11/06	11/15/06	000870646	17127	67,380	51,540	15,840	0	COPR	HORWITH	JTLX270
10/11/06	11/15/06	000870647	17128	76,720	50,300	26,420	0	COPR	HORWITH	JTLX270
10/11/06	11/15/06	000870648	17129	55,320	50,800	4,520	0	COPR	HORWITH	JTLX30112
10/11/06	11/15/06	000870649	17130	50,820	50,600	220	0	COPR	HORWITH	JTLX270
10/11/06	11/15/06	000870650	17131	68,040	51,220	16,820	0	COPR	HORWITH	JTLX30112
10/11/06	11/15/06	000870651	17132	4,240	50,660	(46,420)	-11	COPR	HORWITH	JTLX30112
10/11/06	11/15/06	000870652	17133	76,920	51,440	25,480	0	COPR	HORWITH	JTLX30112
10/11/06	11/29/06	000870653	17134	43,180	49,640	(6,460)	0	COPR	HORWITH	JTLX261
10/11/06	11/29/06	000870654	17135	76,760	50,900	25,860	0	COPR	HORWITH	JTLX261
10/11/06	11/29/06	000870655	17136	68,840	50,040	18,800	0	COPR	HORWITH	JTLX261
10/11/06	11/29/06	000870656	17137	11,320	50,200	(38,880)	-3	COPR	HORWITH	JTLX261
10/11/06	11/29/06	000870657	17138	11,800	50,700	(38,900)	-3	COPR	HORWITH	CHUX125
10/11/06	11/27/06	000870658	17139	59,860	47,280	12,580	0	COPR	HORWITH	NDYX316144
10/11/06	11/29/06	000870659	17140	67,660	50,700	16,960	0	COPR	HORWITH	CHUX125
10/11/06	11/29/06	000870660	17141	67,780	50,820	16,960	0	COPR	HORWITH	CHUX125
10/11/06	11/27/06	000870661	17142	33,760	48,940	(15,180)	0	COPR	HORWITH	NDYX316144
10/11/06	11/29/06	000870662	17143	59,620	51,660	7,960	0	COPR	HORWITH	CHUX125
10/11/06	11/16/06	000870663	17144	59,680	51,660	8,020	0	COPR	HORWITH	DJLX98506
10/11/06	11/16/06	000870664	17145	22,580	50,100	(27,520)	-1	COPR	HORWITH	DJLX98506
10/11/06	11/16/06	000870665	17146	67,800	50,660	17,140	0	COPR	HORWITH	DJLX98506
10/11/06	11/27/06	000870666	17147	33,760	49,860	(16,100)	0	COPR	HORWITH	NDYX316144
10/11/06	11/16/06	000870667	17148	53,960	51,700	2,260	0	COPR	HORWITH	DJLX98506
10/11/06	11/17/06	000870668	17149	24,040	51,600	(27,560)	-1	COPR	HORWITH	JTLX30154
10/11/06	11/17/06	000870669	17150	67,000	50,980	16,020	0	COPR	HORWITH	JTLX30154
10/11/06	11/17/06	000870670	17151	68,520	50,800	17,720	0	COPR	HORWITH	JTLX30154
10/11/06	11/17/06	000870671	17152	43,800	49,600	(5,800)	0	COPR	HORWITH	JTLX30154
10/11/06	11/17/06	000870672	17153	66,560	50,960	15,600	0	COPR	HORWITH	JTLX30117
10/11/06	11/17/06	000870673	17154	34,060	52,440	(18,380)	-1	COPR	HORWITH	JTLX30117
10/11/06	11/17/06	000870674	17155	66,720	50,080	16,640	0	COPR	HORWITH	JTLX30117
10/11/06	11/17/06	000870675	17156	34,060	49,980	(15,920)	0	COPR	HORWITH	JTLX30117
10/12/06	11/16/06	000870676	17157	68,640	50,600	18,040	0	COPR	HORWITH	CHUX236
10/12/06	11/16/06	000870677	17158	76,220	51,460	24,760	0	COPR	HORWITH	CHUX150
10/12/06	11/16/06	000870678	17159	76,380	49,980	26,400	0	COPR	HORWITH	CHUX150
10/12/06	11/16/06	000870679	17160	26,700	50,140	(23,440)	-1	COPR	HORWITH	CHUX150
10/12/06	11/16/06	000870680	17161	25,940	51,060	(25,120)	-1	COPR	HORWITH	CHUX150
10/12/06	11/14/06	000870681	17162	46,120	51,560	(5,440)	0	COPR	HORWITH	CHUX333
10/12/06	11/14/06	000870682	17163	67,500	51,160	16,340	0	COPR	HORWITH	CHUX333
10/12/06	11/14/06	000870683	17164	67,980	50,520	17,460	0	COPR	HORWITH	CHUX333
10/12/06	11/14/06	000870684	17165	21,920	49,600	(27,680)	-1	COPR	HORWITH	CHUX333
10/12/06	11/14/06	000870685	17166	50,140	50,280	(140)	0	COPR	HORWITH	CHUX332
10/12/06	11/14/06	000870686	17167	21,700	50,320	(28,620)	-1	COPR	HORWITH	CHUX332
10/12/06	11/14/06	000870687	17168	66,640	50,680	15,960	0	COPR	HORWITH	CHUX332
10/12/06	11/14/06	000870688	17169	62,180	51,040	11,140	0	COPR	HORWITH	CHUX332
10/12/06	11/14/06	000870689	17170	29,440	51,180	(21,740)	-1	COPR	HORWITH	CHUX330
10/12/06	11/14/06	000870690	17171	67,860	50,600	17,260	0	COPR	HORWITH	CHUX330
10/12/06	11/14/06	000870691	17172	17,620	50,520	(32,900)	-2	COPR	HORWITH	CHUX330
10/12/06	11/14/06	000870692	17173	76,560	50,900	25,660	0	COPR	HORWITH	CHUX330
10/12/06	11/15/06	000870693	17174	23,640	48,640	(25,000)	-1	COPR	HORWITH	NDYX316152
10/12/06	11/14/06	000870694	17175	40,240	52,300	(12,060)	0	COPR	HORWITH	CHUX239
10/12/06	11/15/06	000870695	17176	76,880	49,820	27,060	0	COPR	HORWITH	NDYX316152
10/12/06	11/14/06	000870696	17177	68,820	50,800	18,020	0	COPR	HORWITH	CHUX239
10/12/06	11/14/06	000870697	17178	66,720	49,980	16,740	0	COPR	HORWITH	CHUX239
10/12/06	11/14/06	000870698	17179	39,020	52,820	(13,800)	0	COPR	HORWITH	CHUX239
10/12/06	11/14/06	000870699	17180	39,920	50,940	(11,020)	0	COPR	HORWITH	CHUX237
10/12/06	11/14/06	000870700	17181	67,180	50,940	16,240	0	COPR	HORWITH	CHUX237
10/12/06	11/15/06	000870701	17182	68,220	49,060	19,160	0	COPR	HORWITH	NDYX316152
10/12/06	11/14/06	000870702	17183	68,140	51,740	16,400	0	COPR	HORWITH	CHUX237
10/12/06	11/14/06	000870703	17184	27,940	51,040	(23,100)	-1	COPR	HORWITH	CHUX237
10/12/06	11/14/06	000870704	17185	30,060	50,500	(20,440)	-1	COPR	HORWITH	CHUX326
10/12/06	11/14/06	000870705	17186	67,460	50,180	17,280	0	COPR	HORWITH	CHUX326
10/12/06	11/15/06	000870706	17187	29,540	48,800	(19,260)	-1	COPR	HORWITH	NDYX316152
10/12/06	11/14/06	000870707	17188	68,200	51,100	17,100	0	COPR	HORWITH	CHUX326
10/12/06	11/14/06	000870708	17189	31,000	50,740	(19,740)	-1	COPR	HORWITH	CHUX326
10/12/06	11/16/06	000870709	17190	30,860	50,080	(19,220)	-1	COPR	HORWITH	CHUX331
10/12/06	11/16/06	000870710	17191	67,480	51,780	15,700	0	COPR	HORWITH	CHUX331
10/12/06	11/16/06	000870711	17192	67,120	51,360	15,760	0	COPR	HORWITH	CHUX331
10/12/06	11/16/06	000870712	17193	38,280	51,860	(13,580)	0	COPR	HORWITH	CHUX331
10/12/06	11/15/06	000870713	17194	76,680	52,960	23,720	0	COPR	HORWITH	JTLX30157
10/12/06	11/15/06	000870714	17195	76,820	51,160	25,660	0	COPR	HORWITH	JTLX30157
10/12/06	11/15/06	000870715	17196	23,140	50,020	(26,880)	-1	COPR	HORWITH	JTLX30157
10/12/06	11/15/06	000870716	17197	23,140	51,100	(27,960)	-1	COPR	HORWITH	JTLX30157

HONEYWELL SA-7 USE HAZARDOUS WASTE TRACKING (2006)										
Date Shipped	Date of Return Manifest	State Manifest	Man. Doc #	Facilty Manifest Weight (lbs)	Estimated Weight (lbs)	Manifest - Estimate (lbs)	Man. - Estimate (%)	Material	Transporter	RAILCAR #
10/12/06	11/15/06	000870717	17198	67,560	51,220	16,340	0	COPR	HORWITH	NDYX320344
10/12/06	11/15/06	000870718	17199	67,380	52,080	15,300	0	COPR	HORWITH	NDYX320344
10/12/06	11/15/06	000870719	17200	34,080	50,980	(16,900)	0	COPR	HORWITH	NDYX320344
10/12/06	11/27/06	000870720	17201	67,220	49,760	17,460	0	COPR	HORWITH	NDYX316121
10/12/06	11/15/06	000870721	17202	34,080	50,760	(16,680)	0	COPR	HORWITH	NDYX320344
10/12/06	11/17/06	000870722	17203	57,060	49,740	7,320	0	COPR	HORWITH	JTLX130
10/12/06	11/27/06	000870723	17204	67,740	49,160	18,580	0	COPR	HORWITH	NDYX316121
10/12/06	11/17/06	000870724	17205	67,600	50,500	17,100	0	COPR	HORWITH	JTLX130
10/12/06	11/17/06	000870725	17206	67,280	51,000	16,280	0	COPR	HORWITH	JTLX130
10/12/06	11/17/06	000870726	17207	8,380	49,820	(41,440)	-5	COPR	HORWITH	JTLX130
10/12/06	11/16/06	000870727	17208	50,340	51,260	(920)	0	COPR	HORWITH	CHUX141
10/12/06	11/16/06	000870728	17209	76,400	52,340	24,060	0	COPR	HORWITH	CHUX141
10/12/06	11/27/06	000870729	17210	33,080	49,360	(16,280)	0	COPR	HORWITH	NDYX316121
10/12/06	11/27/06	000870730	17211	33,080	49,360	(16,280)	0	COPR	HORWITH	NDYX316121
10/12/06	11/16/06	000870731	17212	38,340	50,600	(12,260)	0	COPR	HORWITH	CHUX141
10/12/06	11/16/06	000870732	17213	38,320	50,500	(12,180)	0	COPR	HORWITH	CHUX141
10/12/06	11/16/06	000870733	17214	37,600	50,100	(12,500)	0	COPR	HORWITH	CHUX236
10/12/06	11/16/06	000870734	17215	70,240	50,860	19,380	0	COPR	HORWITH	CHUX236
10/12/06	11/16/06	000870735	17216	25,940	51,920	(25,980)	-1	COPR	HORWITH	CHUX236
10/12/06	11/17/06	000870736	17217	30,840	51,240	(20,400)	-1	COPR	HORWITH	JTLX194
10/12/06	11/17/06	000870737	17218	67,720	50,340	17,380	0	COPR	HORWITH	JTLX194
10/12/06	11/17/06	000870738	17219	67,200	52,660	14,540	0	COPR	HORWITH	JTLX194
10/13/06	11/27/06	000870751	17220	26,940	47,880	(20,940)	-1	COPR	HORWITH	NDYX316246
10/13/06	11/27/06	000870752	17221	25,360	47,000	(21,640)	-1	COPR	HORWITH	NDYX316248
10/13/06	11/27/06	000870753	17222	60,560	48,860	11,700	0	COPR	HORWITH	NDYX316246
10/13/06	11/27/06	000870754	17223	76,400	49,880	26,520	0	COPR	HORWITH	NDYX316248
10/13/06	11/14/06	000870755	17224	21,460	50,960	(29,500)	-1	COPR	HORWITH	CHUX147
10/13/06	11/15/06	000870756	17225	38,560	50,660	(12,100)	0	COPR	HORWITH	JTLX30167
10/13/06	11/14/06	000870757	17226	67,100	50,040	17,060	0	COPR	HORWITH	CHUX147
10/13/06	11/15/06	000870758	17227	51,080	50,440	640	0	COPR	HORWITH	JTLX30167
10/13/06	11/15/06	000870759	17228	67,440	51,600	15,840	0	COPR	HORWITH	JTLX30167
10/13/06	11/15/06	000870760	17229	38,540	51,260	(12,720)	0	COPR	HORWITH	JTLX30167
10/13/06	11/14/06	000870761	17230	77,220	52,160	25,060	0	COPR	HORWITH	CHUX147
10/13/06	11/17/06	000870762	17231	68,000	50,120	17,880	0	COPR	HORWITH	JTLX30128
10/13/06	11/14/06	000870763	17232	36,220	51,900	(15,680)	0	COPR	HORWITH	CHUX147
10/13/06	11/27/06	000870764	17233	76,440	49,960	26,480	0	COPR	HORWITH	NDYX316248
10/13/06	11/17/06	000870765	17234	37,840	50,520	(12,680)	0	COPR	HORWITH	JTLX194
10/13/06	11/17/06	000870766	17235	29,740	50,380	(20,640)	-1	COPR	HORWITH	JTLX30128
10/13/06	11/27/06	000870767	17236	67,000	49,460	17,540	0	COPR	HORWITH	NDYX316246
10/13/06	11/27/06	000870768	17237	41,400	49,360	(7,960)	0	COPR	HORWITH	NDYX316246
10/13/06	11/17/06	000870769	17238	76,720	50,440	26,280	0	COPR	HORWITH	JTLX30128
10/13/06	11/27/06	000870770	17239	16,140	48,500	(32,360)	-2	COPR	HORWITH	NDYX316248
10/13/06	11/16/06	000870771	17240	67,160	51,360	15,800	0	COPR	HORWITH	DJLX98508
10/13/06	11/27/06	000870772	17241	49,760	49,680	80	0	COPR	HORWITH	NDYX316023
10/13/06	11/17/06	000870773	17242	26,780	50,020	(23,240)	-1	COPR	HORWITH	JTLX30128
10/13/06	11/16/06	000870774	17243	66,120	50,280	15,840	0	COPR	HORWITH	DJLX98508
10/13/06	11/16/06	000870775	17244	33,700	50,760	(17,060)	-1	COPR	HORWITH	DJLX98508
10/13/06	11/16/06	000870776	17245	33,680	51,040	(17,360)	-1	COPR	HORWITH	DJLX98508
10/13/06	11/14/06	000870777	17246	77,460	51,580	25,880	0	COPR	HORWITH	CHUX104
10/13/06	11/27/06	000870778	17247	77,620	49,040	28,580	0	COPR	HORWITH	NDYX316023
10/13/06	11/14/06	000870779	17248	60,280	49,940	10,340	0	COPR	HORWITH	CHUX104
10/13/06	11/14/06	000870780	17249	33,540	50,460	(16,920)	-1	COPR	HORWITH	CHUX104
10/13/06	11/27/06	000870781	17250	33,740	49,620	(15,880)	0	COPR	HORWITH	NDYX316023
10/13/06	11/27/06	000870782	17251	33,720	47,380	(13,660)	0	COPR	HORWITH	NDYX316023
10/13/06	11/14/06	000870783	17252	67,500	51,820	15,680	0	COPR	HORWITH	CHUX114
10/13/06	11/14/06	000870784	17253	76,760	50,480	26,280	0	COPR	HORWITH	CHUX114
10/13/06	11/14/06	000870785	17254	27,600	50,280	(22,680)	-1	COPR	HORWITH	CHUX114
10/13/06	11/14/06	000870786	17255	27,600	50,300	(22,700)	-1	COPR	HORWITH	CHUX114
10/13/06	11/14/06	000870787	17256	33,560	50,460	(16,900)	-1	COPR	HORWITH	CHUX104
10/13/06	11/27/06	000870788	17257	44,580	49,480	(4,900)	0	COPR	HORWITH	CEFX35246
10/13/06	11/27/06	000870789	17258	67,440	50,620	16,820	0	COPR	HORWITH	CEFX35246
10/13/06	11/27/06	000870790	17259	76,520	52,100	24,420	0	COPR	HORWITH	CEFX35246
10/13/06	11/27/06	000870791	17260	16,020	52,040	(36,020)	-2	COPR	HORWITH	CEFX35246
10/13/06	11/14/06	000870792	17261	46,860	50,800	(3,940)	0	COPR	HORWITH	CHUX200
10/13/06	11/14/06	000870793	17262	67,120	51,360	15,760	0	COPR	HORWITH	CHUX200
10/13/06	11/14/06	000870794	17263	66,440	51,800	14,640	0	COPR	HORWITH	CHUX200
10/13/06	11/14/06	000870795	17264	22,960	51,000	(28,040)	-1	COPR	HORWITH	CHUX200
10/13/06	11/15/06	000870796	17265	17,940	52,360	(34,420)	-2	COPR	HORWITH	JTLX240
10/13/06	11/15/06	000870797	17266	76,460	50,480	25,980	0	COPR	HORWITH	JTLX240
10/13/06	11/15/06	000870798	17267	76,420	47,620	28,800	0	COPR	HORWITH	JTLX240
10/13/06	11/15/06	000870799	17268	29,960	50,620	(20,660)	-1	COPR	HORWITH	JTLX240
10/13/06	11/16/06	000870800	17269	17,040	49,620	(32,580)	-2	COPR	HORWITH	DJLX98504
10/13/06	11/14/06	000870801	17270	76,600	50,500	26,100	0	COPR	HORWITH	CHUX115
10/13/06	11/16/06	000870802	17271	68,880	51,040	17,840	0	COPR	HORWITH	DJLX98504

HONEYWELL SA-7 USE HAZARDOUS WASTE TRACKING (2006)										
Date Shipped	Date of Return Manifest	State Manifest	Man. Doc #	Facilty Manifest Weight (lbs)	Estimated Weight (lbs)	Manifest - Estimate (lbs)	Man. - Estimate (%)	Material	Transporter	RAILCAR #
10/13/06	11/16/06	000870803	17272	67,940	50,740	17,200	0	COPR	HORWITH	DJLX98504
10/13/06	11/16/06	000870804	17273	51,060	52,360	(1,300)	0	COPR	HORWITH	DJLX98504
10/13/06	11/14/06	000870805	17274	40,420	51,320	(10,900)	0	COPR	HORWITH	CHUX115
10/13/06	11/14/06	000870806	17275	19,080	50,380	(31,300)	-2	COPR	HORWITH	CHUX115
10/13/06	11/14/06	000870807	17276	67,000	51,500	15,500	0	COPR	HORWITH	CHUX115
10/13/06	11/27/06	000870808	17277	67,520	50,140	17,380	0	COPR	HORWITH	CEFX35239
10/13/06	11/27/06	000870809	17278	76,220	50,800	25,420	0	COPR	HORWITH	CEFX35239
10/13/06	11/27/06	000870810	17279	29,000	50,380	(21,380)	-1	COPR	HORWITH	CEFX35239
10/13/06	11/27/06	000870811	17280	28,240	49,900	(21,660)	-1	COPR	HORWITH	CEFX35239
10/13/06	11/29/06	000870812	17281	29,440	49,080	(19,640)	-1	COPR	HORWITH	NDYX320335
10/13/06	11/29/06	000870813	17282	66,720	50,780	15,940	0	COPR	HORWITH	NDYX320335
10/13/06	11/29/06	000870814	17283	67,400	48,300	19,100	0	COPR	HORWITH	NDYX320335
10/16/06	12/11/06	000869807	17284	66,900	50,640	16,260	0	COPR	HORWITH	CHUX197
10/16/06	12/11/06	000869808	17285	68,420	52,020	16,400	0	COPR	HORWITH	CHUX197
10/16/06	12/11/06	000870815	17286	38,220	47,640	(9,420)	0	COPR	HORWITH	CHUX197
10/16/06	11/29/06	000870816	17287	43,100	50,440	(7,340)	0	COPR	HORWITH	CHUX230
10/16/06	11/29/06	000870817	17288	76,400	50,500	25,900	0	COPR	HORWITH	CHUX230
10/16/06	12/11/06	000870818	17289	24,240	48,880	(24,640)	-1	COPR	HORWITH	CHUX197
10/16/06	11/29/06	000870819	17290	66,300	51,280	15,020	0	COPR	HORWITH	CHUX230
10/16/06	11/29/06	000870820	17291	47,620	49,220	(1,600)	0	COPR	HORWITH	NDYX320426
10/16/06	11/29/06	000870821	17292	67,220	50,080	17,140	0	COPR	HORWITH	NDYX320426
10/16/06	11/29/06	000870822	17293	14,460	49,360	(34,900)	-2	COPR	HORWITH	CHUX230
10/16/06	11/29/06	000870823	17294	76,240	48,700	27,540	0	COPR	HORWITH	NDYX320426
10/16/06	11/29/06	000870824	17295	68,360	49,400	18,960	0	COPR	HORWITH	CHUX248
10/16/06	11/29/06	000870825	17296	67,160	51,060	16,100	0	COPR	HORWITH	CHUX248
10/16/06	11/29/06	000870826	17297	70,940	44,920	26,020	0	COPR	HORWITH	CHUX319
10/16/06	11/29/06	000870827	17298	6,160	49,080	(42,920)	-7	COPR	HORWITH	NDYX320426
10/16/06	11/29/06	000870828	17299	48,660	50,200	(1,540)	0	COPR	HORWITH	CHUX248
10/16/06	11/29/06	000870829	17300	75,820	50,900	24,920	0	COPR	HORWITH	NDYX320320
10/16/06	11/29/06	000870830	17301	67,200	48,700	18,500	0	COPR	HORWITH	CHUX319
10/16/06	11/29/06	000870831	17302	25,880	50,180	(24,300)	-1	COPR	HORWITH	CHUX319
10/16/06	11/29/06	000870832	17303	16,340	49,420	(33,080)	-2	COPR	HORWITH	CHUX248
10/16/06	11/29/06	000870833	17304	25,880	48,520	(22,640)	-1	COPR	HORWITH	CHUX319
10/16/06	11/29/06	000870834	17305	77,080	49,460	27,620	0	COPR	HORWITH	NDYX320320
10/16/06	11/29/06	000870835	17306	21,860	49,700	(27,840)	-1	COPR	HORWITH	NDYX320320
10/16/06	11/29/06	000870836	17307	22,540	51,120	(28,580)	-1	COPR	HORWITH	NDYX320320
10/16/06	12/11/06	000870837	17308	27,380	50,700	(23,320)	-1	COPR	HORWITH	NDYX3204237
10/16/06	12/11/06	000870838	17309	76,140	50,740	25,400	0	COPR	HORWITH	NDYX3204237
10/16/06	12/11/06	000870839	17310	18,580	49,120	(30,540)	-2	COPR	HORWITH	NDYX3204237
10/16/06	12/11/06	000870840	17311	77,080	48,880	28,200	0	COPR	HORWITH	NDYX3204237
10/16/06	12/11/06	000870841	17312	61,680	51,180	10,500	0	COPR	HORWITH	JTLX152
10/16/06	12/11/06	000870842	17313	76,720	52,580	24,140	0	COPR	HORWITH	JTLX152
10/16/06	12/11/06	000870843	17314	34,520	50,480	(15,960)	0	COPR	HORWITH	JTLX152
10/16/06	12/11/06	000870844	17315	34,500	49,880	(15,380)	0	COPR	HORWITH	JTLX152
10/16/06	11/29/06	000870845	17316	38,380	49,820	(11,440)	0	COPR	HORWITH	NDYX320335
10/16/06	11/29/06	000870846	17317	66,460	50,880	15,580	0	COPR	HORWITH	CEFX35241
10/16/06	11/29/06	000870847	17318	76,120	48,740	27,380	0	COPR	HORWITH	CEFX35241
10/16/06	11/29/06	000870848	17319	28,640	51,760	(23,120)	-1	COPR	HORWITH	CEFX35241
10/16/06	11/29/06	000870849	17320	28,640	50,780	(22,140)	-1	COPR	HORWITH	CEFX35241
10/16/06	11/27/06	000870850	17321	67,560	50,260	17,300	0	COPR	HORWITH	NDYX320346
10/16/06	11/27/06	000870851	17322	11,780	50,040	(38,260)	-3	COPR	HORWITH	NDYX320346
10/16/06	11/27/06	000870852	17323	62,220	51,360	10,860	0	COPR	HORWITH	NDYX320346
10/16/06	11/16/06	000870853	17324	6,080	50,240	(44,160)	-7	COPR	HORWITH	DJLX98515
10/16/06	11/16/06	000870854	17325	67,680	51,020	16,660	0	COPR	HORWITH	DJLX98515
10/16/06	11/27/06	000870855	17326	61,460	50,480	10,980	0	COPR	HORWITH	NDYX320346
10/16/06	11/16/06	000870856	17327	67,280	49,160	18,120	0	COPR	HORWITH	DJLX98515
10/16/06	11/16/06	000870857	17328	59,440	49,260	10,180	0	COPR	HORWITH	DJLX98515
10/16/06	11/14/06	000870858	17329	67,680	49,080	18,600	0	COPR	HORWITH	CHUX102
10/16/06	11/14/06	000870859	17330	67,180	49,660	17,520	0	COPR	HORWITH	CHUX102
10/16/06	11/14/06	000870860	17331	4,720	50,340	(45,620)	-10	COPR	HORWITH	CHUX102
10/16/06	11/14/06	000870861	17332	60,060	48,100	11,960	0	COPR	HORWITH	CHUX102
10/16/06	12/11/06	000870862	17333	76,720	50,560	26,160	0	COPR	HORWITH	JTLX275
10/16/06	12/11/06	000870863	17334	68,620	50,360	18,260	0	COPR	HORWITH	JTLX275
10/16/06	12/11/06	000870864	17335	26,820	51,260	(24,440)	-1	COPR	HORWITH	JTLX275
10/16/06	12/11/06	000870865	17336	26,820	50,420	(23,600)	-1	COPR	HORWITH	JTLX275
10/16/06	11/29/06	000870866	17337	62,700	50,520	12,180	0	COPR	HORWITH	CHUX247
10/16/06	11/29/06	000870867	17338	61,000	49,580	11,420	0	COPR	HORWITH	CHUX247
10/16/06	11/29/06	000870868	17339	67,260	50,360	16,900	0	COPR	HORWITH	CHUX247
10/16/06	11/29/06	000870869	17340	10,200	50,900	(40,700)	-4	COPR	HORWITH	CHUX247
10/16/06	11/29/06	000870870	17341	57,720	50,680	7,040	0	COPR	HORWITH	CHUX107
10/16/06	11/29/06	000870871	17342	67,520	49,980	17,540	0	COPR	HORWITH	CHUX107
10/16/06	11/29/06	000870872	17343	67,680	51,860	15,820	0	COPR	HORWITH	CHUX107
10/16/06	11/29/06	000870873	17344	6,720	49,380	(42,660)	-6	COPR	HORWITH	CHUX107
10/16/06	11/29/06	000870874	17345	60,500	50,200	10,300	0	COPR	HORWITH	CHUX213

Honeywell

HONEYWELL SA-7 USE HAZARDOUS WASTE TRACKING (2006)										
Date Shipped	Date of Return Manifest	State Manifest	Man. Doc #	Facilty Manifest Weight (lbs)	Estimated Weight (lbs)	Manifest - Estimate (lbs)	Man. - Estimate (%)	Material	Transporter	RAILCAR #
10/16/06	11/29/06	000870875	17346	76,200	48,760	27,440	0	COPR	HORWITH	CHUX213
10/16/06	11/29/06	000870876	17347	29,140	48,020	(18,880)	-1	COPR	HORWITH	CHUX213
10/16/06	11/29/06	000870877	17348	29,140	49,180	(20,040)	-1	COPR	HORWITH	CHUX213
10/16/06	11/29/06	000870878	17349	67,340	48,700	18,640	0	COPR	HORWITH	CHUX221
10/17/06	11/29/06	000870879	17350	64,220	49,340	14,880	0	COPR	HORWITH	NDYX316053
10/17/06	11/29/06	000870880	17351	43,800	49,820	(6,020)	0	COPR	HORWITH	NDYX320342
10/17/06	11/29/06	000870881	17352	67,260	49,300	17,960	0	COPR	HORWITH	NDYX316053
10/17/06	11/29/06	000870882	17353	33,640	49,120	(15,480)	0	COPR	HORWITH	NDYX316053
10/17/06	11/29/06	000870883	17354	67,580	50,560	17,020	0	COPR	HORWITH	CHUX221
10/17/06	11/29/06	000870884	17355	38,380	49,340	(10,960)	0	COPR	HORWITH	NDYX316007
10/17/06	11/29/06	000870885	17356	28,060	50,460	(22,400)	-1	COPR	HORWITH	CHUX221
10/17/06	11/29/06	000870886	17357	76,140	49,580	26,560	0	COPR	HORWITH	NDYX316007
10/17/06	11/29/06	000870887	17358	28,060	50,860	(22,800)	-1	COPR	HORWITH	CHUX221
10/17/06	11/29/06	000870888	17359	66,940	50,000	16,940	0	COPR	HORWITH	CEFX35240
10/17/06	11/29/06	000870889	17360	62,040	50,980	11,060	0	COPR	HORWITH	CEFX35240
10/17/06	11/29/06	000870890	17361	68,320	50,540	17,780	0	COPR	HORWITH	CEFX35240
10/17/06	11/29/06	000870891	17362	2,680	50,940	(48,260)	-18	COPR	HORWITH	CEFX35240
10/17/06	11/29/06	000870892	17363	67,960	49,600	18,360	0	COPR	HORWITH	CHUX219
10/17/06	11/29/06	000870893	17364	25,540	51,280	(25,740)	-1	COPR	HORWITH	CHUX219
10/17/06	11/29/06	000870894	17365	68,380	51,100	17,280	0	COPR	HORWITH	CHUX219
10/17/06	11/29/06	000870895	17366	69,080	48,800	20,280	0	COPR	HORWITH	NDYX316007
10/17/06	11/29/06	000870896	17367	33,620	47,420	(13,800)	0	100% VFTP COPR	HORWITH	NDYX316053
10/17/06	11/29/06	000870897	17368	23,480	50,800	(27,320)	-1	COPR	HORWITH	JTLX30145
10/17/06	11/29/06	000870898	17369	68,480	51,740	16,740	0	COPR	HORWITH	JTLX30145
10/17/06	11/29/06	000870899	17370	37,480	50,760	(13,280)	0	COPR	HORWITH	CHUX219
10/17/06	11/29/06	000870900	17371	27,780	46,180	(18,400)	-1	100% VFTP COPR	HORWITH	NDYX316019
10/17/06	11/29/06	000870901	17372	69,100	47,600	21,500	0	COPR	HORWITH	NDYX316019
10/17/06	11/29/06	000870902	17373	66,640	50,420	16,220	0	COPR	HORWITH	JTLX30145
10/17/06	11/29/06	000870903	17374	67,240	48,900	18,340	0	100% VFTP COPR	HORWITH	NDYX316019
10/17/06	11/29/06	000870904	17375	41,660	50,340	(8,680)	0	COPR	HORWITH	JTLX30145
10/17/06	11/29/06	000870905	17376	24,640	49,360	(24,720)	-1	COPR	HORWITH	NDYX316019
10/17/06	11/29/06	000870906	17377	18,420	49,420	(31,000)	-2	100% VFTP COPR	HORWITH	CHUX100
10/17/06	11/29/06	000870907	17378	68,140	50,520	17,620	0	COPR	HORWITH	CHUX100
10/17/06	11/29/06	000870908	17379	68,760	50,200	18,560	0	COPR	HORWITH	CHUX100
10/17/06	11/29/06	000870909	17380	43,600	51,780	(8,180)	0	COPR	HORWITH	CHUX100
10/17/06	11/29/06	000870910	17381	6,140	48,360	(42,220)	-7	100% VFTP COPR	HORWITH	NDYX316007
10/17/06	11/29/06	000870911	17382	66,600	50,280	16,320	0	COPR	HORWITH	NDYX320342
10/17/06	11/29/06	000870912	17383	67,720	51,320	16,400	0	COPR	HORWITH	NDYX320342
10/17/06	11/29/06	000870913	17384	22,300	50,720	(28,420)	-1	COPR	HORWITH	NDYX320342
10/17/06	11/29/06	000870914	17385	76,740	51,320	25,420	0	COPR	HORWITH	CHUX207
10/17/06	11/29/06	000870915	17386	24,680	51,040	(26,360)	-1	COPR	HORWITH	CHUX207
10/17/06	11/29/06	000870916	17387	76,380	51,020	25,360	0	COPR	HORWITH	CHUX207
10/17/06	11/29/06	000870917	17388	24,700	51,200	(26,500)	-1	COPR	HORWITH	CHUX207
10/17/06	12/11/06	000870918	17389	19,900	49,800	(29,900)	-2	COPR	HORWITH	CHUX320
10/17/06	12/11/06	000870919	17390	75,820	51,360	24,460	0	COPR	HORWITH	CHUX320
10/17/06	12/11/06	000870920	17391	76,840	50,940	25,900	0	COPR	HORWITH	CHUX320
10/17/06	12/11/06	000870921	17392	27,680	50,880	(23,200)	-1	COPR	HORWITH	CHUX320
10/17/06	12/11/06	000870922	17393	9,520	51,700	(42,180)	-4	COPR	HORWITH	CHUX318
10/17/06	12/11/06	000870923	17394	68,500	50,600	17,900	0	COPR	HORWITH	CHUX318
10/17/06	12/11/06	000870924	17395	67,200	51,920	15,280	0	COPR	HORWITH	CHUX318
10/17/06	12/11/06	000870925	17396	56,620	50,280	6,340	0	COPR	HORWITH	CHUX318
10/17/06	11/29/06	000870926	17397	65,760	48,180	17,580	0	COPR	HORWITH	CHUX325
10/17/06	11/29/06	000870927	17398	4,560	51,560	(47,000)	-10	COPR	HORWITH	CHUX325
10/17/06	11/29/06	000870928	17399	68,240	49,660	18,580	0	COPR	HORWITH	CHUX325
10/17/06	11/29/06	000870929	17400	58,500	49,040	9,460	0	COPR	HORWITH	CHUX325
10/17/06	12/11/06	000870930	17401	50,240	50,260	(20)	0	COPR	HORWITH	CHUX323
10/17/06	12/11/06	000870931	17402	76,460	51,540	24,920	0	COPR	HORWITH	CHUX323
10/17/06	12/11/06	000870932	17403	35,760	51,760	(16,000)	0	COPR	HORWITH	CHUX323
10/17/06	12/11/06	000870933	17404	35,780	48,380	(12,600)	0	COPR	HORWITH	CHUX323
10/17/06	11/29/06	000870934	17405	10,900	52,540	(41,640)	-4	COPR	HORWITH	CHUX324
10/17/06	11/29/06	000870935	17406	68,540	50,520	18,020	0	COPR	HORWITH	CHUX324
10/17/06	11/29/06	000870936	17407	67,500	51,340	16,160	0	100% VFTP COPR	HORWITH	CHUX324
10/17/06	11/29/06	000870937	17408	54,540	51,360	3,180	0	COPR	HORWITH	CHUX324
10/17/06	11/29/06	000870938	17409	45,300	51,780	(6,480)	0	COPR	HORWITH	CHUX322
10/17/06	11/29/06	000870939	17410	67,240	49,360	17,880	0	COPR	HORWITH	CHUX322
10/17/06	11/29/06	000870940	17411	67,720	50,980	16,740	0	COPR	HORWITH	CHUX322
10/17/06	11/29/06	000870941	17412	21,380	51,440	(30,060)	-1	COPR	HORWITH	CHUX322
10/17/06	11/14/06	000870942	17413	15,340	50,780	(35,440)	-2	COPR	HORWITH	CHUX144
10/17/06	11/14/06	000870943	17414	67,440	51,160	16,280	0	COPR	HORWITH	CHUX144
10/17/06	11/14/06	000870944	17415	67,320	48,980	18,340	0	COPR	HORWITH	CHUX144
10/18/06	11/14/06	000870945	17416	46,820	50,580	(3,760)	0	COPR	HORWITH	CHUX144
10/18/06	11/15/06	000870946	17417	47,240	51,120	(3,880)	0	COPR	HORWITH	JTLX50
10/18/06	11/27/06	000870947	17418	34,960	49,480	(14,520)	0	COPR	HORWITH	NDYX316104
10/18/06	11/15/06	000870948	17419	76,840	49,940	26,900	0	COPR	HORWITH	JTLX50

Honeywell

HONEYWELL SA-7 USE HAZARDOUS WASTE TRACKING (2006)										
Date Shipped	Date of Return Manifest	State Manifest	Man. Doc #	Facilty Manifest Weight (lbs)	Estimated Weight (lbs)	Manifest - Estimate (lbs)	Man. - Estimate (%)	Material	Transporter	RAILCAR #
10/18/06	11/15/06	000870949	17420	38,160	51,880	(13,720)	0	COPR	HORWITH	JTLX50
10/18/06	11/15/06	000870950	17421	38,140	50,800	(12,660)	0	COPR	HORWITH	JTLX50
10/18/06	11/29/06	000870951	17422	27,900	50,600	(22,700)	-1	COPR	HORWITH	CHUX212
10/18/06	11/29/06	000870952	17423	66,880	50,360	16,520	0	COPR	HORWITH	CHUX212
10/18/06	11/29/06	000870953	17424	68,160	50,980	17,180	0	COPR	HORWITH	CHUX212
10/18/06	11/29/06	000870954	17425	34,680	50,120	(15,440)	0	COPR	HORWITH	CHUX212
10/18/06	11/15/06	000870955	17426	67,340	51,320	16,020	0	COPR	HORWITH	JTLX30100
10/18/06	11/15/06	000870956	17427	68,260	50,920	17,340	0	COPR	HORWITH	JTLX30100
10/18/06	11/15/06	000870957	17428	59,360	51,520	7,840	0	COPR	HORWITH	JTLX30100
10/18/06	11/27/06	000870958	17429	67,540	49,660	17,880	0	COPR	HORWITH	NDYX316104
10/18/06	11/27/06	000870959	17430	67,380	47,640	19,740	0	COPR	HORWITH	NDYX316104
10/18/06	11/15/06	000870960	17431	10,860	50,380	(39,520)	-4	COPR	HORWITH	JTLX30100
10/18/06	11/15/06	000870961	17432	67,860	50,520	17,340	0	COPR	HORWITH	JTLX271
10/18/06	11/27/06	000870962	17433	22,180	48,380	(26,200)	-1	COPR	HORWITH	NDYX316104
10/18/06	11/15/06	000870963	17434	59,480	50,680	8,800	0	COPR	HORWITH	JTLX271
10/18/06	11/15/06	000870964	17435	33,940	49,780	(15,840)	0	COPR	HORWITH	JTLX271
10/18/06	11/15/06	000870965	17436	33,940	48,980	(15,040)	0	COPR	HORWITH	JTLX271
10/18/06	11/15/06	000870966	17437	60,120	48,780	11,340	0	COPR	HORWITH	JTLX30160
10/18/06	11/15/06	000870967	17438	67,560	50,880	16,680	0	COPR	HORWITH	JTLX30160
10/18/06	11/15/06	000870968	17439	32,560	47,920	(15,360)	0	COPR	HORWITH	JTLX30160
10/18/06	11/15/06	000870969	17440	32,580	50,480	(17,900)	-1	COPR	HORWITH	JTLX30160
10/18/06	11/15/06	000870970	17441	30,680	50,520	(19,840)	-1	COPR	HORWITH	JTLX30103
10/18/06	11/15/06	000870971	17442	67,800	50,980	16,820	0	COPR	HORWITH	JTLX30103
10/18/06	11/15/06	000870972	17443	66,220	51,640	14,580	0	COPR	HORWITH	JTLX30103
10/18/06	11/27/06	000870973	17444	76,600	50,780	25,820	0	COPR	HORWITH	NDYX320343
10/18/06	11/15/06	000870974	17445	32,280	48,380	(16,100)	0	COPR	HORWITH	JTLX30103
10/18/06	11/27/06	000870975	17446	23,000	50,320	(27,320)	-1	COPR	HORWITH	NDYX320343
10/18/06	11/27/06	000870976	17447	23,000	51,600	(28,600)	-1	COPR	HORWITH	NDYX320343
10/18/06	11/27/06	000870977	17448	77,000	50,740	26,260	0	COPR	HORWITH	NDYX320343
10/18/06	11/14/06	000870978	17449	66,860	51,740	15,120	0	COPR	HORWITH	CHUX237
10/18/06	11/14/06	000870979	17450	77,040	51,260	25,780	0	COPR	HORWITH	CHUX237
10/18/06	11/14/06	000870980	17451	31,560	50,020	(18,460)	-1	COPR	HORWITH	CHUX237
10/18/06	11/14/06	000870981	17452	31,560	50,820	(19,260)	-1	COPR	HORWITH	CHUX237
10/18/06	11/15/06	000870982	17453	67,460	51,040	16,420	0	COPR	HORWITH	JTLX30161
10/18/06	11/15/06	000870983	17454	67,400	51,080	16,320	0	COPR	HORWITH	JTLX30161
10/18/06	11/15/06	000870984	17455	33,880	51,780	(17,900)	-1	COPR	HORWITH	JTLX30161
10/18/06	11/15/06	000870985	17456	33,880	50,000	(16,120)	0	COPR	HORWITH	JTLX30161
10/18/06	11/15/06	000870986	17457	23,340	50,860	(27,520)	-1	COPR	HORWITH	JTLX262
10/18/06	11/15/06	000870987	17458	67,260	51,340	15,920	0	COPR	HORWITH	JTLX262
10/18/06	11/15/06	000870988	17459	60,080	51,160	8,920	0	COPR	HORWITH	JTLX262
10/18/06	11/15/06	000870989	17460	49,720	49,860	(140)	0	COPR	HORWITH	JTLX262
10/18/06	11/14/06	000870990	17461	77,280	50,660	26,620	0	COPR	HORWITH	CHUX206
10/18/06	11/14/06	000870991	17462	76,760	51,040	25,720	0	COPR	HORWITH	CHUX206
10/18/06	11/27/06	000870992	17463	13,840	48,320	(34,480)	-2	COPR	HORWITH	NDYX316029
10/18/06	11/14/06	000870993	17464	22,660	50,200	(27,540)	-1	COPR	HORWITH	CHUX206
10/18/06	11/27/06	000870994	17465	67,840	48,000	19,840	0	COPR	HORWITH	NDYX316029
10/18/06	11/27/06	000870995	17466	67,140	49,920	17,220	0	COPR	HORWITH	NDYX316029
10/18/06	11/14/06	000870996	17467	22,640	50,380	(27,740)	-1	COPR	HORWITH	CHUX206
10/18/06	11/15/06	000870997	17468	30,660	51,060	(20,400)	-1	COPR	HORWITH	JTLX30125
10/18/06	11/15/06	000870998	17469	61,560	50,920	10,640	0	COPR	HORWITH	JTLX30125
10/18/06	11/27/06	000870999	17470	41,640	49,440	(7,800)	0	COPR	HORWITH	NDYX316029
10/18/06	11/15/06	000871000	17471	77,060	50,860	26,200	0	COPR	HORWITH	JTLX30125
10/18/06	11/29/06	000871001	17472	40,320	50,480	(10,160)	0	COPR	HORWITH	JTLX30101
10/18/06	11/15/06	000871002	17473	30,680	50,260	(19,580)	-1	COPR	HORWITH	JTLX30125
10/18/06	11/29/06	000871003	17474	76,660	49,600	27,060	0	COPR	HORWITH	JTLX30101
10/18/06	11/29/06	000871004	17475	76,380	51,820	24,560	0	COPR	HORWITH	JTLX30101
10/18/06	11/29/06	000871005	17476	7,600	50,160	(42,560)	-6	COPR	HORWITH	JTLX30101
10/18/06	11/29/06	000871006	17477	35,460	49,160	(13,700)	0	COPR	HORWITH	CHUX224
10/18/06	11/29/06	000871007	17478	67,620	50,120	17,500	0	COPR	HORWITH	CHUX224
10/18/06	11/29/06	000871009	17479	55,440	49,120	6,320	0	COPR	HORWITH	NDYX316141
10/18/06	11/29/06	000871010	17480	67,500	50,680	16,820	0	COPR	HORWITH	CHUX224
10/18/06	11/29/06	000871011	17481	26,880	49,180	(22,300)	-1	COPR	HORWITH	CHUX224
10/19/06	11/29/06	000871012	17482	68,560	49,800	18,760	0	COPR	HORWITH	NDYX316141
10/19/06	11/29/06	000871013	17483	8,240	52,000	(43,760)	-5	COPR	HORWITH	NDYX320465
10/19/06	11/29/06	000871014	17484	36,000	49,380	(13,380)	0	COPR	HORWITH	NDYX316141
10/19/06	11/29/06	000871015	17485	68,740	50,540	18,200	0	COPR	HORWITH	NDYX320465
10/19/06	11/29/06	000871016	17486	67,360	51,360	16,000	0	COPR	HORWITH	NDYX320465
10/19/06	11/29/06	000871017	17487	58,940	51,100	7,840	0	COPR	HORWITH	NDYX320465
10/19/06	11/29/06	000871018	17488	76,180	50,180	26,000	0	COPR	HORWITH	JTLX30123
10/19/06	11/29/06	000871019	17489	55,000	50,120	4,880	0	COPR	HORWITH	JTLX30123
10/19/06	11/29/06	000871020	17490	34,760	50,840	(16,080)	0	COPR	HORWITH	JTLX30123
10/19/06	11/29/06	000871021	17491	34,760	50,380	(15,620)	0	COPR	HORWITH	JTLX30123
10/19/06	11/29/06	000871022	17492	19,780	50,760	(30,980)	-2	COPR	HORWITH	CHUX193
10/19/06	11/29/06	000871023	17493	67,620	51,020	16,600	0	COPR	HORWITH	CHUX193

HONEYWELL SA-7 USE HAZARDOUS WASTE TRACKING (2006)										
Date Shipped	Date of Return Manifest	State Manifest	Man. Doc #	Facilty Manifest Weight (lbs)	Estimated Weight (lbs)	Manifest - Estimate (lbs)	Man. - Estimate (%)	Material	Transporter	RAILCAR #
10/19/06	11/29/06	000871024	17494	46,380	51,060	(4,680)	0	COPR	HORWITH	CHUX193
10/19/06	11/29/06	000871025	17495	67,800	49,680	18,120	0	COPR	HORWITH	CHUX193
10/19/06	11/29/06	000871026	17496	35,220	49,380	(14,160)	0	COPR	HORWITH	NDYX316141
10/19/06	11/29/06	000871027	17497	66,820	50,520	16,300	0	COPR	HORWITH	JTLX170
10/19/06	11/29/06	000871028	17498	21,840	50,720	(28,880)	-1	COPR	HORWITH	JTLX170
10/19/06	11/29/06	000871029	17499	43,640	51,220	(7,580)	0	COPR	HORWITH	JTLX170
10/19/06	11/29/06	000871030	17500	66,200	49,820	16,380	0	COPR	HORWITH	JTLX170
10/19/06	11/29/06	000871031	17501	23,500	49,440	(25,940)	-1	COPR	HORWITH	CHUX203
10/19/06	11/29/06	000871032	17502	76,400	49,640	26,760	0	COPR	HORWITH	CHUX203
10/19/06	11/29/06	000871033	17503	7,740	47,680	(39,940)	-5	COPR	HORWITH	NDYX316237
10/19/06	11/29/06	000871034	17504	68,080	49,160	18,920	0	COPR	HORWITH	NDYX316237
10/19/06	11/29/06	000871035	17505	76,060	51,140	24,920	0	COPR	HORWITH	CHUX203
10/19/06	11/29/06	000871036	17506	23,160	50,420	(27,260)	-1	COPR	HORWITH	CHUX203
10/19/06	11/29/06	000871037	17507	75,980	50,880	25,100	0	COPR	HORWITH	JTLX30144
10/19/06	11/29/06	000871038	17508	77,100	49,720	27,380	0	COPR	HORWITH	JTLX30144
10/19/06	11/29/06	000871039	17509	23,580	50,780	(27,200)	-1	COPR	HORWITH	JTLX30144
10/19/06	11/29/06	000871040	17510	23,580	49,800	(26,220)	-1	COPR	HORWITH	JTLX30144
10/19/06	11/29/06	000871041	17511	67,620	48,720	18,900	0	COPR	HORWITH	NDYX316237
10/19/06	11/17/06	000871042	17512	67,480	50,820	16,660	0	COPR	HORWITH	JTLX30147
10/19/06	11/29/06	000871043	17513	48,420	48,720	(300)	0	COPR	HORWITH	NDYX316237
10/19/06	11/17/06	000871044	17514	67,240	49,220	18,020	0	COPR	HORWITH	JTLX30147
10/19/06	11/17/06	000871045	17515	33,680	50,240	(16,560)	0	COPR	HORWITH	JTLX30147
10/19/06	11/17/06	000871046	17516	33,680	50,600	(16,920)	-1	COPR	HORWITH	JTLX30147
10/19/06	11/29/06	000871047	17517	20,200	49,600	(29,400)	-1	COPR	HORWITH	NDYX316013
10/19/06	11/29/06	000871048	17518	36,940	50,420	(13,480)	0	COPR	HORWITH	CHUX223
10/19/06	11/29/06	000871049	17519	66,800	51,160	15,640	0	COPR	HORWITH	CHUX223
10/19/06	11/29/06	000871050	17520	67,920	50,940	16,980	0	COPR	HORWITH	CHUX223
10/19/06	11/29/06	000871051	17521	29,180	50,620	(21,440)	-1	COPR	HORWITH	CHUX223
10/19/06	11/29/06	000871052	17522	77,500	49,660	27,840	0	COPR	HORWITH	NDYX316013
10/19/06	12/19/06	000871053	17523	66,660	50,580	16,080	0	COPR	HORWITH	NDYX320459
10/19/06	12/19/06	000871054	17524	68,020	52,840	15,180	0	COPR	HORWITH	NDYX320459
10/19/06	11/29/06	000871055	17525	68,120	51,180	16,940	0	COPR	HORWITH	CHUX214
10/19/06	12/19/06	000871056	17526	33,540	50,340	(16,800)	-1	COPR	HORWITH	NDYX320459
10/19/06	11/29/06	000871057	17527	54,000	51,520	2,480	0	COPR	HORWITH	CHUX214
10/19/06	12/19/06	000871058	17528	33,540	51,180	(17,640)	-1	COPR	HORWITH	NDYX320459
10/19/06	11/29/06	000871059	17529	5,360	47,460	(42,100)	-8	COPR	HORWITH	NDYX316168
10/19/06	11/29/06	000871060	17530	69,140	51,340	17,800	0	COPR	HORWITH	CHUX211
10/19/06	11/29/06	000871061	17531	68,660	49,580	19,080	0	COPR	HORWITH	NDYX316013
10/19/06	11/29/06	000871062	17532	31,460	49,380	(17,920)	-1	COPR	HORWITH	NDYX316013
10/19/06	11/29/06	000871063	17533	66,780	50,520	16,260	0	COPR	HORWITH	NDYX316168
10/19/06	11/29/06	000871064	17534	13,000	50,900	(37,900)	-3	COPR	HORWITH	CHUX214
10/19/06	11/29/06	000871065	17535	67,580	50,900	16,680	0	COPR	HORWITH	CHUX214
10/19/06	11/29/06	000871066	17536	75,120	50,960	24,160	0	COPR	HORWITH	CHUX211
10/19/06	11/29/06	000871067	17537	28,800	52,120	(23,320)	-1	COPR	HORWITH	CHUX211
10/19/06	11/29/06	000871068	17538	28,800	51,240	(22,440)	-1	COPR	HORWITH	CHUX211
10/19/06	11/29/06	000871069	17539	76,020	50,480	25,540	0	COPR	HORWITH	NDYX316168
10/19/06	11/14/06	000871070	17540	17,460	51,920	(34,460)	-2	COPR	HORWITH	CHUX122
10/19/06	11/14/06	000871071	17541	68,100	51,660	16,440	0	COPR	HORWITH	CHUX122
10/19/06	11/29/06	000871072	17542	47,140	49,260	(2,120)	0	COPR	HORWITH	NDYX316168
10/19/06	11/14/06	000871073	17543	67,680	51,720	15,960	0	COPR	HORWITH	CHUX122
10/19/06	11/29/06	000871074	17544	7,400	49,440	(42,040)	-6	COPR	HORWITH	NDYX316223
10/19/06	11/29/06	000871075	17545	68,180	45,000	23,180	0	COPR	HORWITH	NDYX316223
10/19/06	11/29/06	000871076	17546	68,040	51,020	17,020	0	COPR	HORWITH	NDYX316223
10/19/06	11/14/06	000871077	17547	51,100	51,760	(660)	0	COPR	HORWITH	CHUX122
10/20/06	12/11/06	000871078	17548	37,360	48,320	(10,960)	0	COPR	HORWITH	NDYX316133
10/20/06	11/29/06	000871079	17549	31,020	51,060	(20,040)	-1	COPR	HORWITH	CHUX245
10/20/06	11/29/06	000871080	17550	66,640	47,640	19,000	0	COPR	HORWITH	NDYX316049
10/20/06	11/29/06	000871081	17551	23,920	48,240	(24,320)	-1	COPR	HORWITH	NDYX316085
10/20/06	11/29/06	000871082	17552	66,180	49,980	16,200	0	COPR	HORWITH	NDYX316085
10/20/06	11/29/06	000871083	17553	67,980	48,740	19,240	0	COPR	HORWITH	NDYX316049
10/20/06	11/29/06	000871084	17554	66,680	51,380	15,300	0	COPR	HORWITH	CHUX245
10/20/06	11/29/06	000871085	17555	30,220	49,520	(19,300)	-1	COPR	HORWITH	NDYX316049
10/20/06	11/29/06	000871086	17556	76,660	50,540	26,120	0	COPR	HORWITH	CHUX245
10/20/06	11/29/06	000871087	17557	37,640	49,680	(12,040)	0	COPR	HORWITH	CEFX35236
10/20/06	11/29/06	000871088	17558	28,480	51,420	(22,940)	-1	COPR	HORWITH	CHUX245
10/20/06	11/29/06	000871089	17559	68,100	49,480	18,620	0	COPR	HORWITH	NDYX316085
10/20/06	11/29/06	000871090	17560	77,200	50,180	27,020	0	COPR	HORWITH	CEFX35236
10/20/06	11/29/06	000871091	17561	50,120	49,120	1,000	0	COPR	HORWITH	CHUX113
10/20/06	11/29/06	000871092	17562	30,220	48,940	(18,720)	-1	COPR	HORWITH	NDYX316049
10/20/06	11/29/06	000871093	17563	38,440	50,280	(11,840)	0	COPR	HORWITH	CEFX35236
10/20/06	11/29/06	000871094	17564	31,800	48,660	(16,860)	-1	COPR	HORWITH	NDYX316085
10/20/06	11/29/06	000871095	17565	38,440	50,160	(11,720)	0	COPR	HORWITH	CEFX35236
10/20/06	12/11/06	000871096	17566	67,440	48,880	18,560	0	COPR	HORWITH	NDYX316133
10/20/06	12/11/06	000871097	17567	67,420	46,760	20,660	0	COPR	HORWITH	NDYX316133

HONEYWELL SA-7 USE HAZARDOUS WASTE TRACKING (2006)										
Date Shipped	Date of Return Manifest	State Manifest	Man. Doc #	Facilty Manifest Weight (lbs)	Estimated Weight (lbs)	Manifest - Estimate (lbs)	Man. - Estimate (%)	Material	Transporter	RAILCAR #
10/20/06	11/29/06	000871098	17568	76,160	50,040	26,120	0	COPR	HORWITH	CHUX113
10/20/06	12/11/06	000871099	17569	16,700	46,140	(29,440)	-2	COPR	HORWITH	NDYX316133
10/20/06	11/29/06	000871100	17570	38,600	49,420	(10,820)	0	COPR	HORWITH	CHUX113
10/20/06	11/29/06	000871101	17571	38,620	51,880	(13,260)	0	COPR	HORWITH	CHUX113
10/20/06	11/29/06	000871102	17572	68,460	51,460	17,000	0	COPR	HORWITH	JTLX30134
10/20/06	11/29/06	000871103	17573	66,380	50,180	16,200	0	COPR	HORWITH	JTLX30134
10/20/06	11/29/06	000871104	17574	29,620	51,360	(21,740)	-1	COPR	HORWITH	JTLX30134
10/20/06	11/29/06	000871105	17575	11,760	51,380	(39,620)	-3	COPR	HORWITH	CHUX143
10/20/06	11/29/06	000871106	17576	30,280	48,760	(18,480)	-1	COPR	HORWITH	JTLX30134
10/20/06	11/29/06	000871107	17577	66,840	51,440	15,400	0	COPR	HORWITH	CHUX143
10/20/06	11/29/06	000871108	17578	68,280	51,520	16,760	0	COPR	HORWITH	CHUX143
10/20/06	11/29/06	000871109	17579	47,620	47,280	340	0	COPR	HORWITH	NDYX316223
10/20/06	11/29/06	000871110	17580	56,560	50,280	6,280	0	COPR	HORWITH	CHUX143
10/20/06	11/29/06	000871111	17581	67,460	51,440	16,020	0	COPR	HORWITH	CHUX156
10/20/06	11/29/06	000871112	17582	68,100	49,300	18,800	0	COPR	HORWITH	CHUX156
10/20/06	11/29/06	000871113	17583	30,700	49,820	(19,120)	-1	COPR	HORWITH	CHUX156
10/20/06	11/29/06	000871114	17584	30,720	50,400	(19,680)	-1	COPR	HORWITH	CHUX156
10/20/06	11/29/06	000871115	17585	5,340	49,820	(44,480)	-8	COPR	HORWITH	CHUX256
10/20/06	11/29/06	000871116	17586	67,800	51,060	16,740	0	COPR	HORWITH	CHUX256
10/20/06	11/29/06	000871117	17587	67,400	50,080	17,320	0	COPR	HORWITH	CHUX256
10/20/06	12/11/06	000871118	17588	9,980	50,580	(40,600)	-4	COPR	HORWITH	CEFX35833
10/20/06	11/29/06	000871119	17589	57,420	50,120	7,300	0	COPR	HORWITH	CHUX256
10/20/06	12/11/06	000871120	17590	66,500	49,600	16,900	0	COPR	HORWITH	CEFX35852
10/20/06	12/11/06	000871121	17591	69,500	51,540	17,960	0	COPR	HORWITH	CEFX35833
10/20/06	12/11/06	000871122	17592	67,920	50,540	17,380	0	COPR	HORWITH	CEFX35833
10/20/06	11/29/06	000871123	17593	19,440	49,280	(29,840)	-2	COPR	HORWITH	NDYX316003
10/20/06	12/11/06	000871124	17594	52,800	50,000	2,800	0	COPR	HORWITH	CEFX35833
10/20/06	12/11/06	000871125	17595	14,880	49,840	(34,960)	-2	COPR	HORWITH	CEFX35852
10/20/06	12/11/06	000871126	17596	67,860	51,000	16,860	0	COPR	HORWITH	CEFX35852
10/20/06	11/29/06	000871127	17597	33,880	49,240	(15,360)	0	COPR	HORWITH	CEFX35840
10/20/06	11/29/06	000871128	17598	66,480	48,900	17,580	0	COPR	HORWITH	NDYX316003
10/20/06	11/29/06	000871129	17599	68,100	50,180	17,920	0	COPR	HORWITH	CEFX35840
10/20/06	12/11/06	000871130	17600	48,020	49,820	(1,800)	0	COPR	HORWITH	CEFX35852
10/20/06	11/29/06	000871131	17601	33,900	50,900	(17,000)	-1	COPR	HORWITH	CEFX35840
10/20/06	11/29/06	000871133	17602	76,120	48,640	27,480	0	COPR	HORWITH	NDYX316003
10/20/06	11/29/06	000871134	17603	62,820	50,700	12,120	0	COPR	HORWITH	CEFX35840
10/20/06	11/29/06	000871136	17604	67,000	50,680	16,320	0	COPR	HORWITH	CEFX35850
10/20/06	11/29/06	000871137	17605	67,700	50,360	17,340	0	COPR	HORWITH	CEFX35850
10/20/06	11/29/06	000871138	17606	33,300	50,400	(17,100)	-1	COPR	HORWITH	CEFX35850
10/20/06	11/29/06	000871139	17607	29,580	49,020	(19,440)	-1	COPR	HORWITH	NDYX316003
10/20/06	11/29/06	000871140	17608	33,320	50,020	(16,700)	-1	COPR	HORWITH	CEFX35850
10/20/06	11/29/06	000871141	17609	30,020	50,340	(20,320)	-1	COPR	HORWITH	CEFX35848
10/20/06	11/29/06	000871142	17610	67,140	50,560	16,580	0	COPR	HORWITH	CEFX35848
10/20/06	11/29/06	000871143	17611	66,600	50,400	16,200	0	COPR	HORWITH	CEFX35848
10/23/06	11/29/06	000871144	17612	51,540	49,340	2,200	0	COPR	HORWITH	NDYX316055
10/23/06	11/29/06	000871145	17613	37,980	49,660	(11,680)	0	COPR	HORWITH	NDYX316055
10/23/06	11/29/06	000871146	17614	76,580	49,860	26,720	0	COPR	HORWITH	NDYX316055
10/23/06	11/29/06	000871147	17615	37,980	49,820	(11,840)	0	COPR	HORWITH	NDYX316055
10/23/06	11/29/06	000871148	17616	56,680	51,900	4,780	0	COPR	HORWITH	CEFX35835
10/23/06	11/29/06	000871149	17617	66,560	50,860	15,700	0	COPR	HORWITH	CEFX35835
10/23/06	11/29/06	000871150	17618	66,960	51,740	15,220	0	COPR	HORWITH	CEFX35835
10/23/06	11/29/06	000871151	17619	13,700	50,900	(37,200)	-3	COPR	HORWITH	CEFX35835
10/23/06	11/29/06	000871152	17620	57,900	51,020	6,880	0	COPR	HORWITH	CEFX35843
10/23/06	11/29/06	000871153	17621	10,000	51,160	(41,160)	-4	COPR	HORWITH	CEFX35843
10/23/06	11/29/06	000871154	17622	66,640	50,360	16,280	0	COPR	HORWITH	CEFX35843
10/23/06	11/29/06	000871155	17623	68,060	52,000	16,060	0	COPR	HORWITH	CEFX35843
10/23/06	11/29/06	000871156	17624	47,200	51,100	(3,900)	0	COPR	HORWITH	CHUX119
10/23/06	11/29/06	000871157	17625	67,420	50,920	16,500	0	COPR	HORWITH	CHUX119
10/23/06	11/29/06	000871158	17626	38,440	48,820	(10,380)	0	COPR	HORWITH	NDYX316109
10/23/06	11/29/06	000871159	17627	67,100	50,960	16,140	0	COPR	HORWITH	CHUX119
10/23/06	11/29/06	000871160	17628	22,440	51,260	(28,820)	-1	COPR	HORWITH	CHUX119
10/23/06	11/29/06	000871161	17629	67,520	49,280	18,240	0	COPR	HORWITH	NDYX316109
10/23/06	11/29/06	000871162	17630	76,320	49,380	26,940	0	COPR	HORWITH	CHUX155
10/23/06	11/29/06	000871163	17631	36,080	49,660	(13,580)	0	COPR	HORWITH	CHUX155
10/23/06	11/29/06	000871164	17632	67,400	50,180	17,220	0	COPR	HORWITH	CHUX155
10/23/06	11/29/06	000871165	17633	76,320	48,720	27,600	0	COPR	HORWITH	NDYX316109
10/23/06	11/29/06	000871166	17634	20,220	51,720	(31,500)	-2	COPR	HORWITH	CHUX155
10/23/06	12/11/06	000871167	17635	36,860	52,160	(15,300)	0	COPR	HORWITH	CHUX239
10/23/06	12/11/06	000871168	17636	67,740	52,140	15,600	0	COPR	HORWITH	CHUX239
10/23/06	12/11/06	000871169	17637	30,720	50,480	(19,760)	-1	COPR	HORWITH	CHUX239
10/23/06	12/11/06	000871170	17638	67,060	51,540	15,520	0	COPR	HORWITH	CHUX239
10/23/06	11/29/06	000871171	17639	13,780	49,040	(35,260)	-3	COPR	HORWITH	NDYX316109
10/23/06	12/11/06	000871172	17640	20,420	50,720	(30,300)	-1	COPR	HORWITH	CHUX229
10/23/06	12/11/06	000871174	17641	76,560	51,160	25,400	0	COPR	HORWITH	CHUX229

HONEYWELL SA-7 USE HAZARDOUS WASTE TRACKING (2006)										
Date Shipped	Date of Return Manifest	State Manifest	Man. Doc #	Facilty Manifest Weight (lbs)	Estimated Weight (lbs)	Manifest - Estimate (lbs)	Man. - Estimate (%)	Material	Transporter	RAILCAR #
10/23/06	12/11/06	000871175	17642	30,160	51,880	(21,720)	-1	COPR	HORWITH	CHUX229
10/23/06	12/11/06	000871176	17643	75,160	50,920	24,240	0	COPR	HORWITH	CHUX229
10/23/06	12/11/06	000871177	17644	20,460	52,140	(31,680)	-2	COPR	HORWITH	JTLX30141
10/23/06	12/11/06	000871178	17645	66,840	51,400	15,440	0	COPR	HORWITH	JTLX30141
10/23/06	12/11/06	000871179	17646	68,880	49,560	19,320	0	COPR	HORWITH	JTLX30141
10/23/06	12/11/06	000871180	17647	47,640	51,700	(4,060)	0	COPR	HORWITH	JTLX30141
10/23/06	12/11/06	000871181	17648	19,620	51,040	(31,420)	-2	COPR	HORWITH	JTLX234
10/23/06	12/11/06	000871182	17649	67,420	50,780	16,640	0	COPR	HORWITH	JTLX234
10/23/06	12/11/06	000871183	17650	67,440	50,920	16,520	0	COPR	HORWITH	JTLX234
10/23/06	12/11/06	000871184	17651	47,720	50,700	(2,980)	0	COPR	HORWITH	JTLX234
10/23/06	11/29/06	000871185	17652	11,980	52,900	(40,920)	-3	COPR	HORWITH	CHUX187
10/23/06	12/11/06	000871186	17653	68,520	49,540	18,980	0	COPR	HORWITH	NDYX316037
10/23/06	12/11/06	000871187	17654	44,360	49,280	(4,920)	0	COPR	HORWITH	NDYX316037
10/23/06	11/29/06	000871188	17655	76,320	51,880	24,440	0	COPR	HORWITH	CHUX187
10/23/06	11/29/06	000871189	17656	75,760	50,980	24,780	0	COPR	HORWITH	CHUX187
10/23/06	11/29/06	000871190	17657	38,560	51,160	(12,600)	0	COPR	HORWITH	CHUX187
10/23/06	11/29/06	000871191	17658	38,540	51,720	(13,180)	0	COPR	HORWITH	DJLX98524
10/23/06	11/29/06	000871192	17659	69,200	50,700	18,500	0	COPR	HORWITH	DJLX98524
10/23/06	11/29/06	000871193	17660	66,580	49,700	16,880	0	COPR	HORWITH	DJLX98524
10/23/06	11/29/06	000871194	17661	32,140	52,040	(19,900)	-1	COPR	HORWITH	DJLX98524
10/23/06	11/29/06	000871195	17662	67,300	50,760	16,540	0	COPR	HORWITH	CEFX35851
10/23/06	11/29/06	000871196	17663	67,640	50,380	17,260	0	COPR	HORWITH	CEFX35851
10/23/06	11/29/06	000871197	17664	33,240	51,040	(17,800)	-1	COPR	HORWITH	CEFX35851
10/23/06	11/29/06	000871198	17665	33,240	52,000	(18,760)	-1	COPR	HORWITH	CEFX35851
10/23/06	11/29/06	000871199	17666	36,400	50,980	(14,580)	0	COPR	HORWITH	CEFX35848
10/23/06	12/11/06	000871200	17667	12,080	49,180	(37,100)	-3	COPR	HORWITH	NDYX316037
10/23/06	12/11/06	000871201	17668	68,760	47,040	21,720	0	COPR	HORWITH	NDYX316037
10/23/06	12/11/06	000871202	17669	55,080	46,800	8,280	0	COPR	HORWITH	NDYX316009
10/23/06	12/11/06	000871203	17670	66,560	49,980	16,580	0	COPR	HORWITH	NDYX316009
10/23/06	12/19/06	000871204	17671	6,100	49,600	(43,500)	-7	COPR	HORWITH	CEFX35841
10/23/06	12/19/06	000871205	17672	67,400	49,740	17,660	0	COPR	HORWITH	CEFX35841
10/23/06	12/19/06	000871206	17673	8,040	50,980	(42,940)	-5	COPR	HORWITH	CEFX35841
10/23/06	12/19/06	000871207	17674	116,780	49,660	67,120	1	COPR	HORWITH	CEFX35841
10/23/06	12/11/06	000871208	17675	33,780	48,040	(14,260)	0	COPR	HORWITH	NDYX316009
10/23/06	12/11/06	000871209	17676	33,760	46,180	(12,420)	0	COPR	HORWITH	NDYX316009
10/23/06	11/29/06	000871210	17677	65,960	49,900	16,060	0	COPR	HORWITH	CHUX232
10/24/06	11/29/06	000871211	17678	33,920	50,500	(16,580)	0	COPR	HORWITH	CHUX232
10/24/06	11/29/06	000871212	17679	66,560	48,960	17,600	0	COPR	HORWITH	CHUX232
10/24/06	11/29/06	000871213	17680	33,920	49,640	(15,720)	0	COPR	HORWITH	CHUX232
10/24/06	11/29/06	000871214	17681	75,640	50,000	25,640	0	COPR	HORWITH	CHUX261
10/24/06	11/29/06	000871215	17682	22,860	51,620	(28,760)	-1	COPR	HORWITH	CHUX261
10/24/06	11/29/06	000871216	17683	67,580	51,800	15,780	0	COPR	HORWITH	CHUX261
10/24/06	11/29/06	000871217	17684	19,520	50,820	(31,300)	-2	COPR	HORWITH	CHUX170
10/24/06	11/29/06	000871218	17685	37,580	51,880	(14,300)	0	COPR	HORWITH	CHUX261
10/24/06	11/29/06	000871219	17686	68,220	49,480	18,740	0	COPR	HORWITH	CHUX170
10/24/06	11/29/06	000871220	17687	67,180	49,620	17,560	0	COPR	HORWITH	CHUX170
10/24/06	11/29/06	000871221	17688	44,360	49,060	(4,700)	0	COPR	HORWITH	CHUX170
10/24/06	11/29/06	000871222	17689	75,480	51,160	24,320	0	COPR	HORWITH	CHUX194
10/24/06	11/29/06	000871223	17690	67,140	51,160	15,980	0	COPR	HORWITH	CHUX194
10/24/06	11/29/06	000871224	17691	27,780	47,280	(19,500)	-1	COPR	HORWITH	CHUX194
10/24/06	12/19/06	000871225	17692	18,120	51,560	(33,440)	-2	COPR	HORWITH	JTLX268
10/24/06	11/29/06	000871226	17693	27,780	49,240	(21,460)	-1	COPR	HORWITH	CHUX194
10/24/06	12/19/06	000871227	17694	46,460	51,120	(4,660)	0	COPR	HORWITH	JTLX268
10/24/06	12/19/06	000871228	17695	67,760	49,520	18,240	0	COPR	HORWITH	JTLX268
10/24/06	12/19/06	000871229	17696	70,120	50,400	19,720	0	COPR	HORWITH	JTLX268
10/24/06	11/29/06	000871230	17697	67,560	48,900	18,660	0	COPR	HORWITH	CEFX35849
10/24/06	11/29/06	000871231	17698	15,520	49,580	(34,060)	-2	COPR	HORWITH	CEFX35849
10/24/06	11/29/06	000871232	17699	66,820	50,060	16,760	0	COPR	HORWITH	CEFX35849
10/24/06	11/29/06	000871233	17700	48,980	50,640	(1,660)	0	COPR	HORWITH	CEFX35849
10/24/06	11/29/06	000871234	17701	76,380	49,380	27,000	0	COPR	HORWITH	CHUX244
10/24/06	11/29/06	000871235	17702	67,600	49,160	18,440	0	COPR	HORWITH	CHUX244
10/24/06	11/29/06	000871236	17703	26,320	51,040	(24,720)	-1	COPR	HORWITH	CHUX244
10/24/06	11/29/06	000871237	17704	25,640	49,320	(23,680)	-1	COPR	HORWITH	CHUX244
10/24/06	12/11/06	000871238	17705	67,080	49,620	17,460	0	COPR	HORWITH	CEFX35802
10/24/06	12/11/06	000871239	17706	62,860	50,560	12,300	0	COPR	HORWITH	CEFX35802
10/24/06	12/11/06	000871240	17707	38,200	51,960	(13,760)	0	COPR	HORWITH	CEFX35802
10/24/06	12/11/06	000871241	17708	38,180	49,480	(11,300)	0	COPR	HORWITH	CEFX35802
10/24/06	11/29/06	000871242	17709	67,220	51,180	16,040	0	COPR	HORWITH	CEFX35845
10/24/06	11/29/06	000871243	17710	67,280	48,320	18,960	0	COPR	HORWITH	CEFX35845
10/24/06	11/29/06	000871244	17711	33,680	50,160	(16,480)	0	COPR	HORWITH	CEFX35845
10/24/06	11/29/06	000871245	17712	10,240	48,300	(38,060)	-4	COPR	HORWITH	NDYX316060
10/24/06	11/29/06	000871246	17713	68,200	50,240	17,960	0	COPR	HORWITH	CEFX35831
10/24/06	11/29/06	000871247	17714	18,200	49,000	(30,800)	-2	COPR	HORWITH	NDYX316020
10/24/06	11/29/06	000871248	17715	17,220	51,080	(33,860)	-2	COPR	HORWITH	CEFX35831

HONEYWELL SA-7 USE HAZARDOUS WASTE TRACKING (2006)										
Date Shipped	Date of Return Manifest	State Manifest	Man. Doc #	Facilty Manifest Weight (lbs)	Estimated Weight (lbs)	Manifest - Estimate (lbs)	Man. - Estimate (%)	Material	Transporter	RAILCAR #
10/24/06	11/29/06	000871249	17716	33,680	51,760	(18,080)	-1	COPR	HORWITH	CEFX35845
10/24/06	11/29/06	000871250	17717	76,240	50,640	25,600	0	COPR	HORWITH	CEFX35831
10/24/06	11/29/06	000871251	17718	38,380	50,480	(12,100)	0	COPR	HORWITH	CEFX35831
10/24/06	11/29/06	000871252	17719	9,260	50,860	(41,600)	-4	COPR	HORWITH	CHUX238
10/24/06	11/29/06	000871253	17720	66,920	49,060	17,860	0	COPR	HORWITH	NDYX316060
10/24/06	11/29/06	000871254	17721	68,340	50,280	18,060	0	COPR	HORWITH	CHUX238
10/24/06	11/29/06	000871255	17722	68,220	48,360	19,860	0	COPR	HORWITH	NDYX316060
10/24/06	11/29/06	000871256	17723	49,020	49,040	(20)	0	COPR	HORWITH	NDYX316060
10/24/06	11/29/06	000871257	17724	66,560	51,000	15,560	0	COPR	HORWITH	CHUX238
10/24/06	11/29/06	000871258	17725	68,280	49,840	18,440	0	COPR	HORWITH	NDYX316020
10/24/06	11/29/06	000871259	17726	58,060	50,420	7,640	0	COPR	HORWITH	CHUX238
10/24/06	12/11/06	000871260	17727	44,620	51,160	(6,540)	0	COPR	HORWITH	JTLX254
10/24/06	12/11/06	000871261	17728	75,560	50,860	24,700	0	COPR	HORWITH	JTLX254
10/24/06	12/11/06	000871262	17729	61,760	51,020	10,740	0	COPR	HORWITH	JTLX254
10/24/06	12/11/06	000871263	17730	21,860	51,840	(29,980)	-1	COPR	HORWITH	JTLX254
10/24/06	12/19/06	000871264	17731	37,780	52,120	(14,340)	0	COPR	HORWITH	JTLX30116
10/24/06	12/19/06	000871265	17732	67,420	51,080	16,340	0	COPR	HORWITH	JTLX30116
10/24/06	12/18/06	000871266	17733	37,580	50,580	(13,000)	0	COPR	HORWITH	CHUX202
10/24/06	12/19/06	000871267	17734	22,980	50,340	(27,360)	-1	COPR	HORWITH	JTLX30116
10/24/06	12/19/06	000871268	17735	75,960	50,560	25,400	0	COPR	HORWITH	JTLX30116
10/24/06	12/18/06	000871269	17736	68,160	50,820	17,340	0	COPR	HORWITH	CHUX202
10/24/06	11/29/06	000871270	17737	67,340	49,440	17,900	0	COPR	HORWITH	NDYX316020
10/24/06	12/18/06	000871271	17738	67,340	50,260	17,080	0	COPR	HORWITH	CHUX202
10/24/06	12/18/06	000871272	17739	29,700	51,600	(21,900)	-1	COPR	HORWITH	CHUX202
10/24/06	11/29/06	000871273	17740	27,680	50,480	(22,800)	-1	COPR	HORWITH	JTLX30166
10/24/06	11/29/06	000871274	17741	68,320	50,760	17,560	0	COPR	HORWITH	JTLX30166
10/24/06	11/29/06	000871275	17742	66,480	49,900	16,580	0	COPR	HORWITH	JTLX30166
10/24/06	11/29/06	000871276	17743	41,380	48,460	(7,080)	0	COPR	HORWITH	NDYX316020
10/25/06	11/29/06	000871277	17744	76,600	50,520	26,080	0	COPR	HORWITH	CHUX185
10/25/06	11/29/06	000871278	17745	23,680	51,380	(27,700)	-1	COPR	HORWITH	CHUX185
10/25/06	11/29/06	000871279	17746	66,460	49,260	17,200	0	COPR	HORWITH	NDYX316128
10/25/06	11/29/06	000871280	17747	68,680	49,220	19,460	0	COPR	HORWITH	NDYX316128
10/25/06	11/29/06	000871281	17748	34,180	50,120	(15,940)	0	COPR	HORWITH	CHUX185
10/25/06	11/29/06	000871282	17749	66,900	49,600	17,300	0	COPR	HORWITH	NDYX316026
10/25/06	11/29/06	000871283	17750	33,280	49,020	(15,740)	0	COPR	HORWITH	NDYX316128
10/25/06	11/29/06	000871284	17751	25,340	49,960	(24,620)	-1	COPR	HORWITH	NDYX316026
10/25/06	11/29/06	000871285	17752	67,980	50,080	17,900	0	COPR	HORWITH	CHUX185
10/25/06	11/29/06	000871286	17753	33,260	48,040	(14,780)	0	COPR	HORWITH	NDYX316128
10/25/06	11/29/06	000871287	17754	66,800	50,160	16,640	0	COPR	HORWITH	JTLX30142
10/25/06	11/29/06	000871288	17755	65,860	50,280	15,580	0	COPR	HORWITH	JTLX30142
10/25/06	11/29/06	000871289	17756	39,880	48,260	(8,380)	0	COPR	HORWITH	NDYX316130
10/25/06	11/29/06	000871290	17757	67,060	49,820	17,240	0	COPR	HORWITH	NDYX316026
10/25/06	11/29/06	000871291	17758	37,460	48,960	(11,500)	0	COPR	HORWITH	NDYX316026
10/25/06	11/29/06	000871292	17759	34,000	51,280	(17,280)	-1	COPR	HORWITH	JTLX30142
10/25/06	11/29/06	000871293	17760	76,060	48,860	27,200	0	COPR	HORWITH	NDYX316130
10/25/06	11/29/06	000871294	17761	34,020	50,620	(16,600)	0	COPR	HORWITH	JTLX30142
10/25/06	11/29/06	000871295	17762	38,260	48,120	(9,860)	0	COPR	HORWITH	NDYX316130
10/25/06	12/11/06	000871296	17763	23,700	49,440	(25,740)	-1	COPR	HORWITH	NDYX316074
10/25/06	11/29/06	000871297	17764	38,240	49,100	(10,860)	0	COPR	HORWITH	NDYX316130
10/25/06	11/29/06	000871298	17765	76,700	50,880	25,820	0	COPR	HORWITH	CHUX225
10/25/06	11/29/06	000871299	17766	76,180	52,140	24,040	0	COPR	HORWITH	CHUX225
10/25/06	12/11/06	000871300	17767	66,220	48,380	17,840	0	COPR	HORWITH	NDYX316074
10/25/06	11/29/06	000871301	17768	24,620	50,400	(25,780)	-1	COPR	HORWITH	CHUX225
10/25/06	11/29/06	000871302	17769	24,620	50,140	(25,520)	-1	COPR	HORWITH	CHUX225
10/25/06	11/29/06	000871303	17770	67,640	49,940	17,700	0	COPR	HORWITH	JTLX156
10/25/06	11/29/06	000871304	17771	33,720	50,980	(17,260)	-1	COPR	HORWITH	JTLX156
10/25/06	11/29/06	000871305	17772	67,240	50,280	16,960	0	COPR	HORWITH	JTLX156
10/25/06	12/11/06	000871306	17773	68,460	47,600	20,860	0	COPR	HORWITH	NDYX316143
10/25/06	11/29/06	000871307	17774	33,720	51,100	(17,380)	-1	COPR	HORWITH	JTLX156
10/25/06	12/11/06	000871308	17775	76,040	47,680	28,360	0	COPR	HORWITH	NDYX316143
10/25/06	11/29/06	000871309	17776	39,820	51,440	(11,620)	0	COPR	HORWITH	JTLX30166
10/25/06	11/29/06	000871310	17777	67,480	50,860	16,620	0	COPR	HORWITH	JTLX30143
10/25/06	11/29/06	000871311	17778	66,600	50,180	16,420	0	COPR	HORWITH	JTLX30143
10/25/06	11/29/06	000871312	17779	33,660	50,240	(16,580)	0	COPR	HORWITH	JTLX30143
10/25/06	12/11/06	000871313	17780	24,160	48,360	(24,200)	-1	COPR	HORWITH	NDYX316143
10/25/06	11/29/06	000871314	17781	33,640	51,400	(17,760)	-1	COPR	HORWITH	JTLX30143
10/25/06	11/29/06	000871315	17782	18,800	50,640	(31,840)	-2	COPR	HORWITH	NDYX320461
10/25/06	12/11/06	000871316	17783	24,140	49,940	(25,800)	-1	COPR	HORWITH	NDYX316143
10/25/06	11/29/06	000871317	17784	76,600	49,940	26,660	0	COPR	HORWITH	NDYX320461
10/25/06	11/29/06	000871318	17785	68,300	50,260	18,040	0	COPR	HORWITH	NDYX320461
10/25/06	11/29/06	000871319	17786	35,740	50,420	(14,680)	0	COPR	HORWITH	NDYX320461
10/25/06	11/29/06	000871320	17787	52,700	50,800	1,900	0	COPR	HORWITH	JTLX30162
10/25/06	11/29/06	000871321	17788	38,280	51,180	(12,900)	0	COPR	HORWITH	NDYX320467
10/25/06	11/29/06	000871322	17789	77,100	50,580	26,520	0	COPR	HORWITH	JTLX30162

HONEYWELL SA-7 USE HAZARDOUS WASTE TRACKING (2006)										
Date Shipped	Date of Return Manifest	State Manifest	Man. Doc #	Facilty Manifest Weight (lbs)	Estimated Weight (lbs)	Manifest - Estimate (lbs)	Man. - Estimate (%)	Material	Transporter	RAILCAR #
10/25/06	12/11/06	000871323	17790	76,020	50,080	25,940	0	COPR	HORWITH	NDYX316074
10/25/06	11/29/06	000871324	17791	33,980	50,660	(16,680)	0	COPR	HORWITH	JTLX30162
10/25/06	12/11/06	000871325	17792	30,180	50,600	(20,420)	-1	COPR	HORWITH	NDYX316074
10/25/06	11/29/06	000871326	17793	34,000	50,780	(16,780)	0	COPR	HORWITH	JTLX30162
10/25/06	12/11/06	000871327	17794	30,460	49,940	(19,480)	-1	COPR	HORWITH	NDYX316054
10/25/06	12/11/06	000871328	17795	68,260	47,940	20,320	0	COPR	HORWITH	NDYX316054
10/25/06	12/11/06	000871329	17796	67,200	49,660	17,540	0	COPR	HORWITH	NDYX316054
10/25/06	11/29/06	000871330	17797	75,980	50,100	25,880	0	COPR	HORWITH	NDYX320467
10/25/06	11/29/06	000871331	17798	66,600	50,780	15,820	0	COPR	HORWITH	NDYX320467
10/25/06	11/29/06	000871332	17799	21,640	50,420	(28,780)	-1	COPR	HORWITH	NDYX320467
10/25/06	11/29/06	000871333	17800	76,300	51,420	24,880	0	COPR	HORWITH	CHUX149
10/25/06	11/29/06	000871334	17801	34,360	50,620	(16,260)	0	COPR	HORWITH	CHUX149
10/25/06	11/29/06	000871335	17802	65,400	48,780	16,620	0	COPR	HORWITH	JTLX30153
10/25/06	11/29/06	000871336	17803	76,720	51,680	25,040	0	COPR	HORWITH	JTLX30111
10/25/06	11/29/06	000871337	17804	19,300	51,600	(32,300)	-2	COPR	HORWITH	CHUX149
10/25/06	11/29/06	000871338	17805	76,220	50,980	25,240	0	COPR	HORWITH	CHUX149
10/25/06	11/29/06	000871339	17806	67,400	49,440	17,960	0	COPR	HORWITH	JTLX30153
10/25/06	11/29/06	000871340	17807	32,020	48,620	(16,600)	-1	COPR	HORWITH	JTLX30153
10/25/06	12/11/06	000871341	17808	28,880	48,920	(20,040)	-1	COPR	HORWITH	NDYX316054
10/25/06	11/29/06	000871342	17809	31,720	50,220	(18,500)	-1	COPR	HORWITH	JTLX30153
10/26/06	12/18/06	000871343	17810	55,700	49,740	5,960	0	COPR	HORWITH	NDYX316045
10/26/06	11/29/06	000871344	17811	46,840	50,020	(3,180)	0	COPR	HORWITH	JTLX30104
10/26/06	11/29/06	000871345	17812	66,360	50,480	15,880	0	COPR	HORWITH	JTLX30104
10/26/06	12/18/06	000871346	17813	65,560	49,860	15,700	0	COPR	HORWITH	NDYX316045
10/26/06	11/29/06	000871347	17814	68,220	50,760	17,460	0	COPR	HORWITH	JTLX30104
10/26/06	12/18/06	000871352	17815	33,600	49,680	(16,080)	0	COPR	HORWITH	NDYX316045
10/26/06	11/29/06	000871353	17816	16,820	50,800	(33,980)	-2	COPR	HORWITH	JTLX30104
10/26/06	12/18/06	000871354	17817	33,620	49,180	(15,560)	0	COPR	HORWITH	NDYX316045
10/26/06	12/11/06	000871355	17818	60,260	49,620	10,640	0	COPR	HORWITH	NDYX316072
10/26/06	12/11/06	000871356	17819	22,280	50,840	(28,560)	-1	COPR	HORWITH	NDYX320318
10/26/06	12/11/06	000871357	17820	67,940	50,280	17,660	0	COPR	HORWITH	NDYX320318
10/26/06	12/11/06	000871358	17821	66,260	51,680	14,580	0	COPR	HORWITH	NDYX320318
10/26/06	12/11/06	000871359	17822	67,420	49,840	17,580	0	COPR	HORWITH	NDYX316072
10/26/06	12/11/06	000871360	17823	44,040	50,920	(6,880)	0	COPR	HORWITH	NDYX320318
10/26/06	11/29/06	000871361	17824	50,440	50,400	40	0	COPR	HORWITH	JTLX30113
10/26/06	11/29/06	000871362	17825	66,680	50,500	16,180	0	COPR	HORWITH	JTLX30113
10/26/06	11/29/06	000871363	17826	9,200	50,880	(41,680)	-5	COPR	HORWITH	JTLX30113
10/26/06	11/29/06	000871364	17827	75,580	51,820	23,760	0	COPR	HORWITH	JTLX30113
10/26/06	12/11/06	000871365	17828	34,360	48,440	(14,080)	0	COPR	HORWITH	NDYX316072
10/26/06	12/11/06	000871366	17829	36,880	50,220	(13,340)	0	COPR	HORWITH	JTLX80
10/26/06	12/11/06	000871367	17830	66,180	50,400	15,780	0	COPR	HORWITH	JTLX80
10/26/06	11/29/06	000871368	17831	48,520	47,820	700	0	COPR	HORWITH	NDYX316184
10/26/06	12/11/06	000871369	17832	77,120	50,360	26,760	0	COPR	HORWITH	JTLX80
10/26/06	12/11/06	000871370	17833	21,040	51,620	(30,580)	-1	COPR	HORWITH	JTLX80
10/26/06	11/29/06	000871371	17834	38,320	51,220	(12,900)	0	COPR	HORWITH	CHUX165
10/26/06	11/29/06	000871372	17835	66,100	50,280	15,820	0	COPR	HORWITH	CHUX165
10/26/06	11/29/06	000871373	17836	68,240	50,300	17,940	0	COPR	HORWITH	CHUX165
10/26/06	11/29/06	000871374	17837	30,020	50,080	(20,060)	-1	COPR	HORWITH	CHUX165
10/26/06	11/29/06	000871375	17838	38,220	50,340	(12,120)	0	COPR	HORWITH	CHUX146
10/26/06	11/29/06	000871376	17839	66,540	50,560	15,980	0	COPR	HORWITH	CHUX146
10/26/06	11/29/06	000871377	17840	31,540	52,480	(20,940)	-1	COPR	HORWITH	CHUX146
10/26/06	11/29/06	000871378	17841	66,720	52,000	14,720	0	COPR	HORWITH	CHUX146
10/26/06	12/11/06	000871379	17842	76,480	51,240	25,240	0	COPR	HORWITH	JTLX30165
10/26/06	12/11/06	000871380	17843	27,620	49,180	(21,560)	-1	COPR	HORWITH	JTLX30165
10/26/06	12/11/06	000871381	17844	68,520	49,400	19,120	0	COPR	HORWITH	JTLX30165
10/26/06	12/11/06	000871382	17845	34,340	48,820	(14,480)	0	COPR	HORWITH	NDYX316072
10/26/06	11/29/06	000871383	17846	67,480	51,940	15,540	0	COPR	HORWITH	CHUX205
10/26/06	12/11/06	000871384	17847	28,300	50,880	(22,580)	-1	COPR	HORWITH	JTLX30165
10/26/06	11/29/06	000871385	17848	68,540	50,500	18,040	0	COPR	HORWITH	CHUX205
10/26/06	11/29/06	000871386	17849	33,140	50,400	(17,260)	-1	COPR	HORWITH	CHUX205
10/26/06	11/29/06	000871387	17850	33,140	52,580	(19,440)	-1	COPR	HORWITH	CHUX205
10/26/06	11/29/06	000871388	17851	75,700	50,180	25,520	0	COPR	HORWITH	JTLX30111
10/26/06	11/29/06	000871389	17852	24,800	52,040	(27,240)	-1	COPR	HORWITH	JTLX30111
10/26/06	11/29/06	000871390	17853	24,800	49,480	(24,680)	-1	COPR	HORWITH	JTLX30111
10/26/06	11/29/06	000871391	17854	55,600	50,520	5,080	0	COPR	HORWITH	CHUX178
10/26/06	11/29/06	000871392	17855	76,440	51,060	25,380	0	COPR	HORWITH	CHUX178
10/26/06	11/29/06	000871393	17856	33,900	49,820	(15,920)	0	COPR	HORWITH	CHUX178
10/26/06	11/29/06	000871394	17857	33,900	51,080	(17,180)	-1	COPR	HORWITH	CHUX178
10/26/06	11/29/06	000871395	17858	67,200	48,700	18,500	0	COPR	HORWITH	NDYX316002
10/26/06	11/29/06	000871396	17859	28,820	49,120	(20,300)	-1	COPR	HORWITH	NDYX316002
10/26/06	11/29/06	000871397	17860	41,420	49,920	(8,500)	0	COPR	HORWITH	CHUX231
10/26/06	11/29/06	000871398	17861	66,100	50,060	16,040	0	COPR	HORWITH	CHUX231
10/26/06	11/29/06	000871399	17862	68,080	50,500	17,580	0	COPR	HORWITH	CHUX231
10/26/06	11/29/06	000871400	17863	66,920	49,440	17,480	0	COPR	HORWITH	NDYX316002

HONEYWELL SA-7 USE HAZARDOUS WASTE TRACKING (2006)										
Date Shipped	Date of Return Manifest	State Manifest	Man. Doc #	Facilty Manifest Weight (lbs)	Estimated Weight (lbs)	Manifest - Estimate (lbs)	Man. - Estimate (%)	Material	Transporter	RAILCAR #
10/26/06	11/29/06	000871401	17864	25,380	48,160	(22,780)	-1	COPR	HORWITH	NDYX316002
10/26/06	11/29/06	000871402	17865	21,620	49,620	(28,000)	-1	COPR	HORWITH	CHUX231
10/26/06	11/29/06	000871403	17866	77,100	48,900	28,200	0	COPR	HORWITH	NDYX316184
10/26/06	11/29/06	000871404	17867	34,180	48,960	(14,780)	0	COPR	HORWITH	NDYX316184
10/26/06	11/29/06	000871405	17868	67,140	50,360	16,780	0	COPR	HORWITH	JTLX30110
10/26/06	11/29/06	000871406	17869	66,300	50,960	15,340	0	COPR	HORWITH	JTLX30110
10/26/06	11/29/06	000871407	17870	34,180	47,780	(13,600)	0	COPR	HORWITH	NDYX316184
10/26/06	11/29/06	000871408	17871	33,180	51,360	(18,180)	-1	COPR	HORWITH	JTLX30110
10/26/06	11/29/06	000871409	17872	33,200	50,700	(17,500)	-1	COPR	HORWITH	JTLX30110
10/26/06	12/11/06	000871410	17873	67,280	50,480	16,800	0	COPR	HORWITH	JTLX30120
10/26/06	12/11/06	000871411	17874	29,420	52,280	(22,860)	-1	COPR	HORWITH	JTLX30120
10/26/06	12/11/06	000871412	17875	20,120	50,520	(30,400)	-2	COPR	HORWITH	JTLX30120
10/27/06	12/11/06	000871413	17876	12,160	50,000	(37,840)	-3	COPR	HORWITH	NDYX320337
10/27/06	12/11/06	000871414	17877	67,240	50,380	16,860	0	COPR	HORWITH	NDYX320337
10/27/06	11/29/06	000871415	17878	76,420	48,780	27,640	0	COPR	HORWITH	NDYX316078
10/27/06	11/29/06	000871416	17879	76,280	49,860	26,420	0	COPR	HORWITH	NDYX316078
10/27/06	11/29/06	000871417	17880	19,180	49,320	(30,140)	-2	COPR	HORWITH	NDYX316078
10/27/06	12/11/06	000871418	17881	85,440	50,240	35,200	0	COPR	HORWITH	JTLX30120
10/27/06	11/29/06	000871419	17882	55,680	48,880	6,800	0	COPR	HORWITH	NDYX316140
10/27/06	12/11/06	000871420	17883	65,300	50,360	14,940	0	COPR	HORWITH	NDYX320337
10/27/06	12/11/06	000871421	17884	54,580	50,940	3,640	0	COPR	HORWITH	NDYX320337
10/27/06	11/29/06	000871422	17885	19,160	49,600	(30,440)	-2	COPR	HORWITH	NDYX316078
10/27/06	11/29/06	000871423	17886	32,960	49,880	(16,920)	-1	COPR	HORWITH	NDYX316140
10/27/06	11/29/06	000871424	17887	67,980	50,700	17,280	0	COPR	HORWITH	NDYX316140
10/27/06	11/29/06	000871425	17888	32,960	49,080	(16,120)	0	COPR	HORWITH	NDYX316140
10/27/06	11/29/06	000871426	17889	68,660	50,800	17,860	0	COPR	HORWITH	CEFX35244
10/27/06	11/29/06	000871427	17890	66,500	51,020	15,480	0	COPR	HORWITH	CEFX35244
10/27/06	11/29/06	000871428	17891	68,640	49,620	19,020	0	COPR	HORWITH	NDYX316022
10/27/06	01/09/07	000871429	17892	66,520	50,320	16,200	0	COPR	HORWITH	NDYX316022
10/27/06	11/29/06	000871430	17893	31,920	50,380	(18,460)	-1	COPR	HORWITH	NDYX316022
10/27/06	11/29/06	000871431	17894	33,360	51,380	(18,020)	-1	COPR	HORWITH	CEFX35244
10/27/06	11/29/06	000871432	17895	33,360	51,600	(18,240)	-1	COPR	HORWITH	CEFX35244
10/27/06	12/11/06	000871433	17896	31,920	47,200	(15,280)	0	COPR	HORWITH	NDYX316022
10/27/06	12/11/06	000871434	17897	76,220	49,640	26,580	0	COPR	HORWITH	JTLX127
10/27/06	12/11/06	000871435	17898	30,200	49,860	(19,660)	-1	COPR	HORWITH	JTLX30140
10/27/06	12/11/06	000871436	17899	67,720	51,600	16,120	0	COPR	HORWITH	JTLX127
10/27/06	12/11/06	000871437	17900	68,280	50,540	17,740	0	COPR	HORWITH	JTLX30140
10/27/06	12/11/06	000871438	17901	20,520	51,500	(30,980)	-2	COPR	HORWITH	JTLX30140
10/27/06	12/11/06	000871439	17902	76,840	50,000	26,840	0	COPR	HORWITH	JTLX30140
10/27/06	12/11/06	000871440	17903	65,960	50,840	15,120	0	COPR	HORWITH	CHUX181
10/27/06	12/11/06	000871441	17904	34,200	49,020	(14,820)	0	COPR	HORWITH	CHUX128
10/27/06	12/11/06	000871442	17905	30,280	48,420	(18,140)	-1	COPR	HORWITH	CHUX181
10/27/06	12/11/06	000871443	17906	34,180	50,920	(16,740)	0	COPR	HORWITH	CHUX128
10/27/06	12/11/06	000871444	17907	38,400	50,920	(12,520)	0	COPR	HORWITH	CHUX250
10/27/06	12/11/06	000871445	17908	60,980	50,140	10,840	0	COPR	HORWITH	CHUX250
10/27/06	12/11/06	000871446	17909	19,780	50,600	(30,820)	-2	COPR	HORWITH	CHUX260
10/27/06	12/11/06	000871447	17910	19,780	50,320	(30,540)	-2	COPR	HORWITH	CHUX260
10/27/06	12/11/06	000871448	17911	76,480	50,100	26,380	0	COPR	HORWITH	CHUX260
10/27/06	12/11/06	000871449	17912	68,520	49,860	18,660	0	COPR	HORWITH	CHUX250
10/27/06	12/11/06	000871450	17913	77,360	50,600	26,760	0	COPR	HORWITH	CHUX260
10/27/06	12/11/06	000871451	17914	76,580	51,180	25,400	0	COPR	HORWITH	CHUX128
10/27/06	12/11/06	000871452	17915	38,380	50,760	(12,380)	0	COPR	HORWITH	CHUX250
10/27/06	12/11/06	000871453	17916	25,160	50,180	(25,020)	-1	COPR	HORWITH	CHUX222
10/27/06	12/11/06	000871454	17917	37,000	50,940	(13,940)	0	COPR	HORWITH	CHUX222
10/27/06	12/11/06	000871455	17918	67,940	52,140	15,800	0	COPR	HORWITH	CHUX222
10/27/06	12/11/06	000871458	17919	36,900	52,100	(15,200)	0	COPR	HORWITH	CHUX181
10/27/06	12/11/06	000871459	17920	67,780	51,740	16,040	0	COPR	HORWITH	CHUX181
10/27/06	12/11/06	000871460	17921	76,400	50,400	26,000	0	COPR	HORWITH	CHUX222
10/27/06	12/11/06	000871461	17922	28,120	49,760	(21,640)	-1	COPR	HORWITH	JTLX127
10/27/06	12/11/06	000871462	17923	27,360	49,040	(21,680)	-1	COPR	HORWITH	JTLX127
10/27/06	12/11/06	000871463	17924	67,080	52,260	14,820	0	COPR	HORWITH	CHUX166
10/27/06	12/11/06	000871464	17925	51,080	51,300	(220)	0	COPR	HORWITH	CHUX128
10/27/06	12/11/06	000871465	17926	67,260	51,420	15,840	0	COPR	HORWITH	CHUX166
10/27/06	12/11/06	000871466	17927	66,580	51,200	15,380	0	COPR	HORWITH	CHUX166
10/27/06	12/11/06	000871467	17928	6,040	50,600	(44,560)	-7	COPR	HORWITH	CHUX166
10/30/06	12/11/06	000871468	17929	28,640	50,800	(22,160)	-1	COPR	HORWITH	CEFX33346
10/30/06	12/11/06	000871469	17930	43,020	49,720	(6,700)	0	COPR	HORWITH	NDYX316176
10/30/06	12/11/06	000871470	17931	68,280	48,960	19,320	0	COPR	HORWITH	NDYX316176
10/30/06	12/11/06	000871471	17932	67,220	50,840	16,380	0	COPR	HORWITH	CEFX33346
10/30/06	12/11/06	000871472	17933	67,360	50,120	17,240	0	COPR	HORWITH	CEFX33346
10/30/06	12/11/06	000871473	17934	36,800	50,380	(13,580)	0	COPR	HORWITH	CEFX33346
10/30/06	12/11/06	000871474	17935	67,840	49,800	18,040	0	COPR	HORWITH	NDYX316176
10/30/06	12/11/06	000871475	17936	66,920	50,900	16,020	0	COPR	HORWITH	MHFX5638
10/30/06	12/11/06	000871476	17937	28,920	50,160	(21,240)	-1	COPR	HORWITH	MHFX5638

HONEYWELL SA-7 USE HAZARDOUS WASTE TRACKING (2006)										
Date Shipped	Date of Return Manifest	State Manifest	Man. Doc #	Facilty Manifest Weight (lbs)	Estimated Weight (lbs)	Manifest - Estimate (lbs)	Man. - Estimate (%)	Material	Transporter	RAILCAR #
10/30/06	12/11/06	000871477	17938	68,400	50,680	17,720	0	COPR	HORWITH	MHFX5638
10/30/06	12/11/06	000871478	17939	37,560	52,920	(15,360)	0	COPR	HORWITH	MHFX5638
10/30/06	12/11/06	000871479	17940	76,460	50,960	25,500	0	COPR	HORWITH	MHFX5734
10/30/06	12/11/06	000871482	17941	12,060	48,240	(36,180)	-3	COPR	HORWITH	NDYX316176
10/30/06	12/11/06	000871483	17942	39,080	50,120	(11,040)	0	COPR	HORWITH	MHFX5734
10/30/06	12/11/06	000871484	17943	77,140	51,540	25,600	0	COPR	HORWITH	MHFX5734
10/30/06	12/11/06	000871485	17944	54,940	49,980	4,960	0	COPR	HORWITH	NDYX316063
10/30/06	12/11/06	000871487	17945	66,520	49,240	17,280	0	COPR	HORWITH	NDYX316063
10/30/06	12/11/06	000871488	17946	65,980	49,220	16,760	0	COPR	HORWITH	NDYX316063
10/30/06	12/11/06	000871489	17947	58,100	51,540	6,560	0	COPR	HORWITH	MHFX5641
10/30/06	12/11/06	000871490	17948	6,700	49,660	(42,960)	-6	COPR	HORWITH	NDYX316063
10/30/06	12/11/06	000871491	17949	10,260	51,780	(41,520)	-4	COPR	HORWITH	MHFX5734
10/30/06	12/11/06	000871492	17950	67,260	50,740	16,520	0	COPR	HORWITH	MHFX5641
10/30/06	12/11/06	000871493	17951	67,860	50,420	17,440	0	COPR	HORWITH	MHFX5641
10/30/06	12/11/06	000871494	17952	9,200	51,940	(42,740)	-5	COPR	HORWITH	MHFX5641
10/30/06	12/11/06	000871495	17953	66,900	50,120	16,780	0	COPR	HORWITH	CEFX31042
10/30/06	12/11/06	000871496	17954	56,520	50,380	6,140	0	COPR	HORWITH	CEFX31042
10/30/06	12/11/06	000871497	17955	68,040	50,260	17,780	0	COPR	HORWITH	CEFX31042
10/30/06	11/29/06	000871498	17956	76,420	50,340	26,080	0	COPR	HORWITH	CEFX31031
10/30/06	12/11/06	000871499	17957	7,620	51,040	(43,420)	-6	COPR	HORWITH	CEFX31042
10/30/06	11/29/06	000871500	17958	68,580	51,200	17,380	0	COPR	HORWITH	CEFX31031
10/30/06	11/29/06	000871501	17959	28,280	52,180	(23,900)	-1	COPR	HORWITH	CEFX31031
10/30/06	11/29/06	000871502	17960	29,040	50,260	(21,220)	-1	COPR	HORWITH	CEFX31031
10/30/06	12/11/06	000871504	17961	27,760	51,140	(23,380)	-1	COPR	HORWITH	NRLX528222
10/30/06	12/11/06	000871505	17962	76,640	50,820	25,820	0	COPR	HORWITH	MHFX5600
10/30/06	12/11/06	000871506	17963	76,120	50,220	25,900	0	COPR	HORWITH	MHFX5600
10/30/06	12/11/06	000871507	17964	24,660	51,040	(26,380)	-1	COPR	HORWITH	MHFX5600
10/30/06	12/11/06	000871509	17965	24,680	50,340	(25,660)	-1	COPR	HORWITH	MHFX5600
10/30/06	12/11/06	000871510	17966	67,560	50,840	16,720	0	COPR	HORWITH	NRLX528222
10/30/06	12/11/06	000871511	17967	69,180	50,480	18,700	0	COPR	HORWITH	NRLX528222
10/30/06	12/11/06	000871512	17968	39,280	49,840	(10,560)	0	COPR	HORWITH	NRLX528222
10/30/06	12/11/06	000871513	17969	76,220	50,600	25,620	0	COPR	HORWITH	JTLX57
10/30/06	12/11/06	000871514	17970	67,060	50,740	16,320	0	COPR	HORWITH	JTLX57
10/30/06	12/11/06	000871515	17971	25,440	50,760	(25,320)	-1	COPR	HORWITH	JTLX57
10/30/06	11/29/06	000871516	17972	66,880	50,060	16,820	0	COPR	HORWITH	CHUX243
10/30/06	12/11/06	000871517	17973	25,440	48,060	(22,620)	-1	COPR	HORWITH	JTLX57
10/30/06	11/29/06	000871518	17974	68,280	50,000	18,280	0	COPR	HORWITH	CHUX243
10/30/06	11/29/06	000871519	17975	28,380	49,460	(21,080)	-1	COPR	HORWITH	CHUX243
10/30/06	11/29/06	000871520	17976	28,380	48,220	(19,840)	-1	COPR	HORWITH	CHUX243
10/30/06	11/29/06	000871521	17977	19,940	51,860	(31,920)	-2	COPR	HORWITH	JTLX30106
10/30/06	11/29/06	000871522	17978	76,880	49,700	27,180	0	COPR	HORWITH	JTLX30106
10/30/06	11/29/06	000871523	17979	68,300	50,800	17,500	0	COPR	HORWITH	JTLX30106
10/30/06	11/29/06	000871524	17980	30,720	47,340	(16,620)	-1	COPR	HORWITH	JTLX30106
10/30/06	11/29/06	000871525	17981	37,560	51,760	(14,200)	0	COPR	HORWITH	JTLX30122
10/30/06	11/29/06	000871526	17982	66,160	51,640	14,520	0	COPR	HORWITH	JTLX30122
10/30/06	11/29/06	000871527	17983	29,980	51,320	(21,340)	-1	COPR	HORWITH	JTLX30122
10/30/06	11/29/06	000871528	17984	67,060	50,720	16,340	0	COPR	HORWITH	JTLX30122
10/30/06	11/29/06	000871529	17985	36,660	51,500	(14,840)	0	COPR	HORWITH	CEFX35242
10/30/06	11/29/06	000871530	17986	67,960	49,700	18,260	0	COPR	HORWITH	CEFX35242
10/30/06	11/29/06	000871531	17987	65,920	51,320	14,600	0	COPR	HORWITH	CEFX35242
10/30/06	11/29/06	000871532	17988	33,620	50,580	(16,960)	-1	COPR	HORWITH	CEFX35242
10/30/06	12/11/06	000871533	17989	11,460	52,260	(40,800)	-4	COPR	HORWITH	CEFX35836
10/30/06	12/11/06	000871534	17990	67,540	49,760	17,780	0	COPR	HORWITH	CEFX35836
10/30/06	12/11/06	000871535	17991	66,880	52,340	14,540	0	COPR	HORWITH	CEFX35836
10/30/06	12/11/06	000871536	17992	58,700	52,140	6,560	0	COPR	HORWITH	CEFX35836
10/30/06	12/11/06	000871537	17993	70,060	50,860	19,200	0	COPR	HORWITH	CHUX209
10/30/06	12/11/06	000871538	17994	68,220	51,200	17,020	0	COPR	HORWITH	CHUX209
10/31/06	12/11/06	000871539	17995	24,100	50,100	(26,000)	-1	COPR	HORWITH	CHUX198
10/31/06	12/11/06	000871540	17996	68,100	51,660	16,440	0	COPR	HORWITH	CHUX198
10/31/06	12/11/06	000871541	17997	67,920	49,340	18,580	0	COPR	HORWITH	CHUX198
10/31/06	12/11/06	000871542	17998	37,580	49,280	(11,700)	0	COPR	HORWITH	CHUX198
10/31/06	12/11/06	000871543	17999	76,260	51,660	24,600	0	COPR	HORWITH	JTLX30102
10/31/06	12/11/06	000871544	18000	29,540	51,000	(21,460)	-1	COPR	HORWITH	JTLX30102
10/31/06	12/11/06	000871545	18001	76,520	50,600	25,920	0	COPR	HORWITH	JTLX30102
10/31/06	12/11/06	000871546	18002	19,800	51,040	(31,240)	-2	COPR	HORWITH	JTLX30102
10/31/06	12/11/06	000871547	18003	56,320	49,900	6,420	0	COPR	HORWITH	CEFX32095
10/31/06	12/11/06	000871548	18004	67,240	50,520	16,720	0	COPR	HORWITH	CEFX32095
10/31/06	12/11/06	000871549	18005	68,620	50,900	17,720	0	COPR	HORWITH	CEFX32095
10/31/06	12/11/06	000871550	18006	6,100	50,380	(44,280)	-7	COPR	HORWITH	CEFX32095
10/31/06	12/11/06	000871551	18007	13,480	50,260	(36,780)	-3	COPR	HORWITH	HLMX1101
10/31/06	12/11/06	000871552	18008	75,920	49,500	26,420	0	COPR	HORWITH	HLMX1101
10/31/06	12/11/06	000871553	18009	67,740	51,740	16,000	0	COPR	HORWITH	HLMX1101
10/31/06	12/11/06	000871554	18010	38,340	48,680	(10,340)	0	COPR	HORWITH	HLMX1101
10/31/06	12/11/06	000871555	18011	33,640	50,320	(16,680)	0	COPR	HORWITH	CHUX209

Honeywell

HONEYWELL SA-7 USE HAZARDOUS WASTE TRACKING (2006)

Date Shipped	Date of Return Manifest	State Manifest	Man. Doc #	Facilty Manifest Weight (lbs)	Estimated Weight (lbs)	Manifest - Estimate (lbs)	Man. - Estimate (%)	Material	Transporter	RAILCAR #
10/31/06	12/11/06	000871556	18012	33,620	48,160	(14,540)	0	COPR	HORWITH	CHUX209
10/31/06	12/11/06	000871557	18013	66,760	50,040	16,720	0	COPR	HORWITH	CEFX32069
10/31/06	12/11/06	000871558	18014	25,680	49,520	(23,840)	-1	COPR	HORWITH	CEFX32069
10/31/06	12/11/06	000871559	18015	68,020	49,300	18,720	0	COPR	HORWITH	CEFX32069
10/31/06	12/11/06	000871560	18016	25,660	50,880	(25,220)	-1	COPR	HORWITH	CEFX32069
10/31/06	12/11/06	000871561	18017	16,220	47,060	(30,840)	-2	COPR	HORWITH	HLMX1168
10/31/06	12/11/06	000871562	18018	66,840	51,060	15,780	0	COPR	HORWITH	HLMX1168
10/31/06	12/11/06	000871563	18019	76,040	50,060	25,980	0	COPR	HORWITH	HLMX1168
10/31/06	12/11/06	000871564	18020	36,700	50,940	(14,240)	0	COPR	HORWITH	HLMX1168
10/31/06	11/29/06	000871565	18021	51,900	48,920	2,980	0	COPR	HORWITH	NDYX322014
10/31/06	11/29/06	000871566	18022	68,140	49,520	18,620	0	COPR	HORWITH	NDYX322014
10/31/06	11/29/06	000871567	18023	66,980	49,440	17,540	0	COPR	HORWITH	NDYX322014
10/31/06	11/29/06	000871568	18024	6,760	49,700	(42,940)	-6	COPR	HORWITH	NDYX322014
10/31/06	11/29/06	000871569	18025	60,760	50,520	10,240	0	COPR	HORWITH	NRLX526287
10/31/06	11/29/06	000871570	18026	66,520	50,140	16,380	0	COPR	HORWITH	NRLX526287
10/31/06	11/29/06	000871571	18027	66,320	50,160	16,160	0	COPR	HORWITH	NRLX526287
10/31/06	12/11/06	000871572	18028	16,780	50,860	(34,080)	-2	COPR	HORWITH	NRLX528359
10/31/06	12/11/06	000871573	18029	68,080	51,340	16,740	0	COPR	HORWITH	NRLX528359
10/31/06	12/11/06	000871574	18030	67,440	48,940	18,500	0	COPR	HORWITH	NRLX528359
10/31/06	12/11/06	000871575	18031	46,960	50,500	(3,540)	0	COPR	HORWITH	NRLX528359
10/31/06	12/11/06	000871576	18032	76,820	49,780	27,040	0	COPR	HORWITH	CHUX265
10/31/06	12/11/06	000871577	18033	39,760	50,340	(10,580)	0	COPR	HORWITH	CHUX265
10/31/06	11/29/06	000871578	18034	6,840	52,160	(45,320)	-7	COPR	HORWITH	NRLX526287
10/31/06	12/11/06	000871579	18035	67,420	50,020	17,400	0	COPR	HORWITH	CHUX265
10/31/06	12/11/06	000871580	18036	13,980	50,560	(36,580)	-3	COPR	HORWITH	CHUX265
10/31/06	12/11/06	000871581	18037	69,260	52,180	17,080	0	COPR	HORWITH	JTLX118
10/31/06	12/11/06	000871582	18038	52,540	51,720	820	0	COPR	HORWITH	JTLX118
10/31/06	12/11/06	000871583	18039	38,100	51,100	(13,000)	0	COPR	HORWITH	JTLX118
10/31/06	12/11/06	000871584	18040	33,320	50,820	(17,500)	-1	COPR	HORWITH	CHUX262
10/31/06	12/11/06	000871585	18041	38,120	51,220	(13,100)	0	COPR	HORWITH	JTLX118
10/31/06	12/11/06	000871586	18042	68,380	51,180	17,200	0	COPR	HORWITH	CHUX262
10/31/06	12/11/06	000871587	18043	67,440	50,160	17,280	0	COPR	HORWITH	CHUX262
10/31/06	12/11/06	000871588	18044	68,600	51,740	16,860	0	COPR	HORWITH	CEFX33424
10/31/06	12/11/06	000871589	18045	33,300	52,360	(19,060)	-1	COPR	HORWITH	CHUX262
10/31/06	12/11/06	000871590	18046	67,800	48,700	19,100	0	COPR	HORWITH	CEFX33424
10/31/06	12/11/06	000871591	18047	33,660	51,180	(17,520)	-1	COPR	HORWITH	CEFX33424
10/31/06	11/29/06	000871592	18048	19,100	50,700	(31,600)	-2	COPR	HORWITH	NRLX528245
10/31/06	12/11/06	000871593	18049	33,660	49,840	(16,180)	0	COPR	HORWITH	CEFX33424
10/31/06	11/29/06	000871594	18050	68,560	50,520	18,040	0	COPR	HORWITH	NRLX528245
10/31/06	11/29/06	000871595	18051	66,980	51,200	15,780	0	COPR	HORWITH	NRLX528245
10/31/06	11/29/06	000871596	18052	46,200	51,760	(5,560)	0	COPR	HORWITH	NRLX528245
10/31/06	12/11/06	000871597	18053	20,740	50,800	(30,060)	-1	COPR	HORWITH	MHFX5631
10/31/06	12/11/06	000871598	18054	66,740	50,440	16,300	0	COPR	HORWITH	MHFX5631
10/31/06	12/11/06	000871599	18055	46,920	51,000	(4,080)	0	COPR	HORWITH	MHFX5631
10/31/06	12/11/06	000871600	18056	67,640	50,120	17,520	0	COPR	HORWITH	MHFX5631
10/31/06	11/29/06	000871601	18057	21,080	49,720	(28,640)	-1	COPR	HORWITH	HLMX1198
10/31/06	11/29/06	000871602	18058	76,240	52,040	24,200	0	COPR	HORWITH	HLMX1198
10/31/06	11/29/06	000871603	18059	76,300	48,860	27,440	0	COPR	HORWITH	HLMX1198
10/31/06	11/29/06	000871604	18060	24,440	49,000	(24,560)	-1	COPR	HORWITH	HLMX1198

04/28/97	**SITE TONS (Month)**	**OCT SUB-TOTAL:**	54,467,400	71,096,540	(16,629,140)	-30.53%
05/12/56	**TONS (Site)**	**CUMULATIVE TOTAL:**	385,014,460	406,419,120	(21,404,660)	-5.56%
01/23/27	**TONS (Facility)**	**CUMULATIVE TOTAL:**	385,014,460	405,793,160	(20,778,700)	-5.40%

11/01/06	12/11/06	000871605	18061	60,320	50,360	9,960	0	COPR	HORWITH	CHUX266
11/01/06	12/11/06	000871606	18062	65,820	51,340	14,480	0	COPR	HORWITH	CHUX266
11/01/06	12/11/06	000871607	18063	67,440	50,000	17,440	0	COPR	HORWITH	CHUX266
11/01/06	12/11/06	000871608	18064	6,060	50,380	(44,320)	-7	COPR	HORWITH	CHUX266
11/01/06	11/29/06	000871609	18065	8,940	49,700	(40,760)	-5	COPR	HORWITH	JTLX141
11/01/06	11/29/06	000871610	18066	66,720	51,500	15,220	0	COPR	HORWITH	JTLX141
11/01/06	11/29/06	000871611	18067	65,980	49,160	16,820	0	COPR	HORWITH	JTLX141
11/01/06	11/29/06	000871612	18068	57,320	51,480	5,840	0	COPR	HORWITH	JTLX141
11/01/06	11/29/06	000871613	18069	68,700	52,380	16,320	0	COPR	HORWITH	JTLX151
11/01/06	11/29/06	000871614	18070	56,100	49,920	6,180	0	COPR	HORWITH	NDYX320471
11/01/06	11/29/06	000871615	18071	68,040	49,980	18,060	0	COPR	HORWITH	JTLX151
11/01/06	11/29/06	000871616	18072	29,540	50,640	(21,100)	-1	COPR	HORWITH	JTLX151
11/01/06	11/29/06	000871617	18073	30,240	47,660	(17,420)	-1	COPR	HORWITH	JTLX151
11/01/06	11/29/06	000871618	18074	68,320	50,440	17,880	0	COPR	HORWITH	NDYX320471
11/01/06	11/29/06	000871619	18075	66,340	51,040	15,300	0	COPR	HORWITH	NDYX320471
11/01/06	11/29/06	000871620	18076	7,640	49,420	(41,780)	-5	COPR	HORWITH	NDYX320471
11/01/06	11/29/06	000871621	18077	76,580	49,660	26,920	0	COPR	HORWITH	DJLX98548
11/01/06	11/29/06	000871622	18078	33,620	50,440	(16,820)	-1	COPR	HORWITH	DJLX98548
11/01/06	11/29/06	000871623	18079	76,600	50,820	25,780	0	COPR	HORWITH	DJLX98548
11/01/06	11/29/06	000871624	18080	12,320	49,480	(37,160)	-3	COPR	HORWITH	DJLX98548

HONEYWELL SA-7 USE HAZARDOUS WASTE TRACKING (2006)										
Date Shipped	Date of Return Manifest	State Manifest	Man. Doc #	Facilty Manifest Weight (lbs)	Estimated Weight (lbs)	Manifest - Estimate (lbs)	Man. - Estimate (%)	Material	Transporter	RAILCAR #
11/01/06	12/11/06	000871625	18081	10,120	49,700	(39,580)	-4	COPR	HORWITH	CHUX131
11/01/06	12/11/06	000871626	18082	66,740	49,200	17,540	0	COPR	HORWITH	CHUX131
11/01/06	12/11/06	000871627	18083	65,680	50,280	15,400	0	COPR	HORWITH	CHUX131
11/01/06	12/11/06	000871628	18084	50,300	47,000	3,300	0	COPR	HORWITH	CHUX131
11/01/06	12/11/06	000871629	18085	37,400	49,140	(11,740)	0	COPR	HORWITH	JTLX192
11/01/06	12/11/06	000871630	18086	68,460	51,880	16,580	0	COPR	HORWITH	JTLX192
11/01/06	12/11/06	000871631	18087	76,940	50,980	25,960	0	COPR	HORWITH	JTLX192
11/01/06	12/11/06	000871634	18088	24,560	50,760	(26,200)	-1	COPR	HORWITH	JTLX192
11/01/06	12/11/06	000871635	18089	66,400	49,820	16,580	0	COPR	HORWITH	CHUX176
11/01/06	12/11/06	000871636	18090	29,960	48,580	(18,620)	-1	COPR	HORWITH	CHUX176
11/01/06	12/11/06	000871637	18091	67,260	51,320	15,940	0	COPR	HORWITH	CHUX176
11/01/06	12/11/06	000871638	18092	29,400	50,560	(21,160)	-1	COPR	HORWITH	CHUX176
11/01/06	11/29/06	000871639	18093	17,760	48,220	(30,460)	-2	COPR	HORWITH	NDYX316192
11/01/06	12/11/06	000871640	18094	29,920	50,320	(20,400)	-1	COPR	HORWITH	CHUX242
11/01/06	12/11/06	000871641	18095	76,460	51,320	25,140	0	COPR	HORWITH	CHUX242
11/01/06	12/11/06	000871642	18096	76,540	50,020	26,520	0	COPR	HORWITH	CHUX242
11/01/06	11/29/06	000871643	18097	66,720	49,840	16,880	0	COPR	HORWITH	NDYX316192
11/01/06	12/11/06	000871644	18098	18,340	50,660	(32,320)	-2	COPR	HORWITH	CHUX242
11/01/06	12/11/06	000871645	18099	49,580	51,580	(2,000)	0	COPR	HORWITH	CHUX267
11/01/06	12/11/06	000871646	18100	68,300	50,280	18,020	0	COPR	HORWITH	CHUX267
11/01/06	12/11/06	000871647	18101	77,060	51,380	25,680	0	COPR	HORWITH	CHUX267
11/01/06	12/11/06	000871648	18102	68,100	49,300	18,800	0	COPR	HORWITH	CHUX259
11/01/06	12/11/06	000871649	18103	15,260	50,500	(35,240)	-2	COPR	HORWITH	CHUX259
11/01/06	12/11/06	000871650	18104	68,720	51,360	17,360	0	COPR	HORWITH	CHUX259
11/01/06	12/11/06	000871651	18105	46,860	50,980	(4,120)	0	COPR	HORWITH	CHUX259
11/01/06	12/11/06	000871652	18106	68,320	51,800	16,520	0	COPR	HORWITH	CHUX258
11/01/06	11/29/06	000871653	18107	64,780	48,060	16,720	0	COPR	HORWITH	NDYX316192
11/01/06	12/11/06	000871654	18108	76,460	50,780	25,680	0	COPR	HORWITH	CHUX258
11/01/06	11/29/06	000871655	18109	42,260	48,060	(5,800)	0	COPR	HORWITH	NDYX316192
11/01/06	12/11/06	000871656	18110	30,540	50,400	(19,860)	-1	COPR	HORWITH	CHUX258
11/01/06	12/11/06	000871657	18111	30,540	51,040	(20,500)	-1	COPR	HORWITH	CHUX258
11/01/06	11/29/06	000871658	18112	9,100	51,160	(42,060)	-5	COPR	HORWITH	CHUX208
11/01/06	12/11/06	000871660	18113	58,940	50,080	8,860	0	COPR	HORWITH	CHUX253
11/01/06	12/11/06	000871661	18114	67,460	51,560	15,900	0	COPR	HORWITH	CHUX253
11/01/06	12/11/06	000871662	18115	33,560	46,120	(12,560)	0	COPR	HORWITH	CHUX253
11/01/06	12/11/06	000871663	18116	33,560	50,540	(16,980)	-1	COPR	HORWITH	CHUX253
11/01/06	12/11/06	000871664	18117	7,280	50,320	(43,040)	-6	COPR	HORWITH	CHUX267
11/01/06	11/29/06	000871665	18118	67,500	51,380	16,120	0	COPR	HORWITH	CHUX208
11/01/06	11/29/06	000871666	18119	75,420	51,840	23,580	0	COPR	HORWITH	CHUX208
11/01/06	11/29/06	000871667	18120	50,540	49,480	1,060	0	COPR	HORWITH	CHUX208
11/01/06	11/29/06	000871668	18121	67,400	51,080	16,320	0	COPR	HORWITH	NRLX528277
11/01/06	11/29/06	000871669	18122	68,640	51,340	17,300	0	COPR	HORWITH	NRLX528277
11/01/06	11/29/06	000871670	18123	33,320	47,840	(14,520)	0	COPR	HORWITH	NRLX528277
11/01/06	11/29/06	000871671	18124	33,300	50,740	(17,440)	-1	COPR	HORWITH	NRLX528277
11/01/06	12/11/06	000871672	18125	24,840	50,460	(25,620)	-1	COPR	HORWITH	CEFX32187
11/02/06	11/29/06	000871673	18126	60,820	48,540	12,280	0	COPR	HORWITH	CHUX164
11/02/06	11/29/06	000871674	18127	66,380	49,880	16,500	0	COPR	HORWITH	CHUX164
11/02/06	11/29/06	000871675	18128	33,500	49,440	(15,940)	0	COPR	HORWITH	CHUX164
11/02/06	11/29/06	000871676	18129	33,500	49,920	(16,420)	0	COPR	HORWITH	CHUX164
11/02/06	11/29/06	000871677	18130	46,100	50,320	(4,220)	0	COPR	HORWITH	CHUX154
11/02/06	11/29/06	000871678	18131	67,560	50,000	17,560	0	COPR	HORWITH	CHUX154
11/02/06	11/29/06	000871679	18132	76,880	50,480	26,400	0	COPR	HORWITH	CHUX154
11/02/06	11/29/06	000871680	18133	7,520	48,160	(40,640)	-5	COPR	HORWITH	CHUX154
11/02/06	12/11/06	000871681	18134	35,120	49,520	(14,400)	0	COPR	HORWITH	CHUX195
11/02/06	12/11/06	000871682	18135	66,320	49,100	17,220	0	COPR	HORWITH	CHUX195
11/02/06	12/11/06	000871683	18136	68,620	51,080	17,540	0	COPR	HORWITH	CHUX195
11/02/06	12/11/06	000871684	18137	30,760	50,040	(19,280)	-1	COPR	HORWITH	CHUX195
11/02/06	12/11/06	000869809	18138	68,960	51,920	17,040	0	COPR	HORWITH	NRLX528152
11/02/06	12/11/06	000869810	18139	32,400	51,100	(18,700)	-1	COPR	HORWITH	NRLX528152
11/02/06	12/11/06	000871685	18140	67,540	50,200	17,340	0	COPR	HORWITH	NRLX528152
11/02/06	12/11/06	000871686	18141	32,720	50,620	(17,900)	-1	COPR	HORWITH	NRLX528152
11/02/06	12/11/06	000871687	18142	8,000	48,580	(40,580)	-5	COPR	HORWITH	CEFX33511
11/02/06	12/11/06	000871688	18143	76,320	50,140	26,180	0	COPR	HORWITH	CEFX33511
11/02/06	12/11/06	000871689	18144	43,380	50,120	(6,740)	0	COPR	HORWITH	CEFX33511
11/02/06	12/11/06	000871690	18145	68,740	48,300	20,440	0	COPR	HORWITH	CEFX33511
11/02/06	12/11/06	000871691	18146	29,100	49,660	(20,560)	-1	COPR	HORWITH	MHFX5774
11/02/06	12/11/06	000871692	18147	67,080	49,940	17,140	0	COPR	HORWITH	MHFX5774
11/02/06	12/11/06	000871693	18148	65,740	50,900	14,840	0	COPR	HORWITH	MHFX5774
11/02/06	12/11/06	000871694	18149	38,080	49,800	(11,720)	0	COPR	HORWITH	MHFX5774
11/02/06	12/11/06	000871695	18150	68,280	48,060	20,220	0	COPR	HORWITH	NRLX585592
11/02/06	12/11/06	000871696	18151	17,020	50,240	(33,220)	-2	COPR	HORWITH	NRLX585592
11/02/06	12/11/06	000871697	18152	76,880	49,860	27,020	0	COPR	HORWITH	NRLX585592
11/02/06	12/11/06	000871698	18153	38,560	51,600	(13,040)	0	COPR	HORWITH	NRLX585592
11/02/06	12/11/06	000871699	18154	76,540	51,240	25,300	0	COPR	HORWITH	MHFX5682

HONEYWELL SA-7 USE HAZARDOUS WASTE TRACKING (2006)										
Date Shipped	Date of Return Manifest	State Manifest	Man. Doc #	Facilty Manifest Weight (lbs)	Estimated Weight (lbs)	Manifest - Estimate (lbs)	Man. - Estimate (%)	Material	Transporter	RAILCAR #
11/02/06	12/11/06	000871700	18155	76,440	51,060	25,380	0	COPR	HORWITH	MHFX5682
11/02/06	12/11/06	000871701	18156	25,180	49,940	(24,760)	-1	COPR	HORWITH	MHFX5682
11/02/06	12/11/06	000871702	18157	25,860	49,320	(23,460)	-1	COPR	HORWITH	MHFX5682
11/02/06	12/11/06	000871703	18158	67,680	50,180	17,500	0	COPR	HORWITH	CEFX32187
11/02/06	12/11/06	000871704	18159	57,760	51,460	6,300	0	COPR	HORWITH	CEFX32187
11/02/06	12/11/06	000871705	18160	54,080	49,620	4,460	0	COPR	HORWITH	CEFX32187
11/02/06	12/11/06	000871706	18161	61,280	50,420	10,860	0	COPR	HORWITH	CHUX175
11/02/06	12/11/06	000871707	18162	68,860	50,480	18,380	0	COPR	HORWITH	CHUX175
11/02/06	12/11/06	000871708	18163	47,300	50,000	(2,700)	0	COPR	HORWITH	CHUX175
11/02/06	12/11/06	000871709	18164	24,900	51,540	(26,640)	-1	COPR	HORWITH	CHUX175
11/02/06	12/11/06	000871710	18165	50,560	50,360	200	0	COPR	HORWITH	CHUX183
11/02/06	12/11/06	000871711	18166	76,460	50,980	25,480	0	COPR	HORWITH	CHUX183
11/02/06	12/11/06	000871712	18167	34,160	50,540	(16,380)	0	COPR	HORWITH	CHUX183
11/02/06	12/11/06	000871713	18168	34,140	50,440	(16,300)	0	COPR	HORWITH	CHUX183
11/02/06	12/11/06	000871714	18169	47,620	50,680	(3,060)	0	COPR	HORWITH	CHUX148
11/02/06	12/11/06	000871715	18170	68,320	50,200	18,120	0	COPR	HORWITH	CHUX148
11/02/06	12/11/06	000871716	18171	66,960	51,100	15,860	0	COPR	HORWITH	CHUX148
11/02/06	12/11/06	000871717	18172	21,260	50,700	(29,440)	-1	COPR	HORWITH	CHUX148
11/02/06	12/11/06	000871718	18173	67,380	50,960	16,420	0	COPR	HORWITH	CEFX35823
11/02/06	12/11/06	000871719	18174	42,320	49,500	(7,180)	0	COPR	HORWITH	NDYX316039
11/02/06	12/11/06	000871720	18175	76,080	49,200	26,880	0	COPR	HORWITH	NDYX316039
11/02/06	12/11/06	000871721	18176	67,220	51,420	15,800	0	COPR	HORWITH	CEFX35823
11/02/06	12/11/06	000871722	18177	67,800	50,460	17,340	0	COPR	HORWITH	CEFX35823
11/02/06	12/11/06	000871723	18178	9,320	51,080	(41,760)	-4	COPR	HORWITH	CEFX35823
11/02/06	12/11/06	000871724	18179	57,300	51,840	5,460	0	COPR	HORWITH	JTLX186
11/02/06	12/11/06	000871725	18180	68,860	52,040	16,820	0	COPR	HORWITH	JTLX186
11/02/06	12/11/06	000871726	18181	38,320	52,200	(13,880)	0	COPR	HORWITH	JTLX186
11/02/06	12/11/06	000871727	18182	68,700	53,020	15,680	0	COPR	HORWITH	CHUX126
11/02/06	12/11/06	000871728	18183	52,160	51,780	380	0	COPR	HORWITH	CHUX126
11/02/06	12/11/06	000871729	18184	38,320	50,120	(11,800)	0	COPR	HORWITH	JTLX186
11/02/06	12/11/06	000871730	18185	68,660	50,740	17,920	0	COPR	HORWITH	CHUX126
11/02/06	12/11/06	000871731	18186	38,120	48,820	(10,700)	0	COPR	HORWITH	NDYX316039
11/02/06	12/11/06	000871732	18187	17,020	51,060	(34,040)	-2	COPR	HORWITH	CHUX126
11/02/06	12/11/06	000871733	18188	38,140	47,100	(8,960)	0	COPR	HORWITH	NDYX316039
11/02/06	12/11/06	000871734	18189	17,880	50,980	(33,100)	-2	COPR	HORWITH	HLMX1173
11/03/06	12/11/06	000871735	18190	68,260	50,880	17,380	0	COPR	HORWITH	HLMX1173
11/03/06	12/11/06	000871736	18191	67,400	50,940	16,460	0	COPR	HORWITH	HLMX1173
11/03/06	12/11/06	000869811	18192	47,620	50,800	(3,180)	0	COPR	HORWITH	HLMX1173
11/03/06	12/11/06	000871737	18193	27,760	49,440	(21,680)	-1	COPR	HORWITH	NDYX316219
11/03/06	12/11/06	000871738	18194	66,300	48,140	18,160	0	COPR	HORWITH	NDYX316219
11/03/06	12/11/06	000871739	18195	75,980	50,600	25,380	0	COPR	HORWITH	JTLX30149
11/03/06	12/11/06	000871740	18196	20,420	52,540	(32,120)	-2	COPR	HORWITH	JTLX30149
11/03/06	12/11/06	000871741	18197	68,900	50,780	18,120	0	COPR	HORWITH	JTLX30149
11/03/06	12/11/06	000871742	18198	39,940	51,220	(11,280)	0	COPR	HORWITH	JTLX30149
11/03/06	12/11/06	000871743	18199	36,000	50,480	(14,480)	0	COPR	HORWITH	JTLX105
11/03/06	12/11/06	000871744	18200	76,440	49,920	26,520	0	COPR	HORWITH	JTLX105
11/03/06	12/11/06	000871745	18201	76,660	50,680	25,980	0	COPR	HORWITH	JTLX105
11/03/06	12/11/06	000871746	18202	15,420	52,100	(36,680)	-2	COPR	HORWITH	JTLX105
11/03/06	12/11/06	000871747	18203	51,680	51,600	80	0	COPR	HORWITH	JTLX168
11/03/06	12/11/06	000871748	18204	76,420	52,380	24,040	0	COPR	HORWITH	JTLX168
11/03/06	12/11/06	000871749	18205	68,240	52,280	15,960	0	COPR	HORWITH	JTLX168
11/03/06	12/11/06	000871750	18206	65,720	48,400	17,320	0	COPR	HORWITH	NDYX316219
11/03/06	12/11/06	000871751	18207	9,960	51,220	(41,260)	-4	COPR	HORWITH	JTLX168
11/03/06	12/11/06	000871752	18208	31,920	48,280	(16,360)	-1	COPR	HORWITH	NDYX316219
11/03/06	11/29/06	000871753	18209	67,560	51,720	15,840	0	COPR	HORWITH	NDYX320452
11/03/06	11/29/06	000871754	18210	46,940	50,380	(3,440)	0	COPR	HORWITH	NDYX320452
11/03/06	11/29/06	000871755	18211	68,540	52,700	15,840	0	COPR	HORWITH	NDYX320452
11/03/06	11/29/06	000871756	18212	23,960	51,100	(27,140)	-1	COPR	HORWITH	NDYX320452
11/03/06	11/29/06	000871757	18213	42,600	51,980	(9,380)	0	COPR	HORWITH	CHUX153
11/03/06	11/29/06	000871758	18214	15,120	49,620	(34,500)	-2	COPR	HORWITH	NDYX316147
11/03/06	11/29/06	000871759	18215	76,620	48,660	27,960	0	COPR	HORWITH	NDYX316147
11/03/06	11/29/06	000871760	18216	67,400	50,260	17,140	0	COPR	HORWITH	CHUX153
11/03/06	11/29/06	000871761	18217	25,940	51,240	(25,300)	-1	COPR	HORWITH	CHUX153
11/03/06	11/29/06	000871762	18218	66,800	50,940	15,860	0	COPR	HORWITH	CHUX153
11/03/06	12/11/06	000871763	18219	56,400	50,020	6,380	0	COPR	HORWITH	CEFX35243
11/03/06	12/11/06	000871764	18220	66,580	50,960	15,620	0	COPR	HORWITH	CEFX35243
11/03/06	11/29/06	000871765	18221	76,540	49,580	26,960	0	COPR	HORWITH	NDYX316147
11/03/06	12/11/06	000871766	18222	66,100	52,080	14,020	0	COPR	HORWITH	CEFX35243
11/03/06	12/11/06	000871767	18223	15,260	51,480	(36,220)	-2	COPR	HORWITH	CEFX35243
11/03/06	12/11/06	000871768	18224	51,080	50,820	260	0	COPR	HORWITH	CHUX218
11/03/06	12/11/06	000871769	18225	67,700	50,580	17,120	0	COPR	HORWITH	CHUX218
11/03/06	12/11/06	000871770	18226	76,480	51,600	24,880	0	COPR	HORWITH	CHUX218
11/03/06	12/11/06	000871771	18227	9,400	50,960	(41,560)	-4	COPR	HORWITH	CHUX218
11/03/06	12/11/06	000871772	18228	76,060	50,320	25,740	0	COPR	HORWITH	JTLX30118

Honeywell

HONEYWELL SA-7 USE HAZARDOUS WASTE TRACKING (2006)										
Date Shipped	Date of Return Manifest	State Manifest	Man. Doc #	Facilty Manifest Weight (lbs)	Estimated Weight (lbs)	Manifest - Estimate (lbs)	Man. - Estimate (%)	Material	Transporter	RAILCAR #
11/03/06	12/11/06	000871773	18229	76,500	51,340	25,160	0	COPR	HORWITH	JTLX30118
11/03/06	12/11/06	000871774	18230	26,940	50,460	(23,520)	-1	COPR	HORWITH	JTLX30118
11/03/06	12/11/06	000871775	18231	26,960	51,860	(24,900)	-1	COPR	HORWITH	JTLX30118
11/03/06	11/29/06	000871776	18232	11,440	52,300	(40,860)	-4	COPR	HORWITH	CHUX133
11/03/06	11/29/06	000871777	18233	76,600	51,060	25,540	0	COPR	HORWITH	CHUX133
11/03/06	11/29/06	000871778	18234	68,260	51,360	16,900	0	COPR	HORWITH	CHUX133
11/03/06	11/29/06	000871779	18235	51,060	51,100	(40)	0	COPR	HORWITH	CHUX133
11/03/06	12/11/06	000871780	18236	16,120	52,160	(36,040)	-2	COPR	HORWITH	JTLX166
11/03/06	12/11/06	000871781	18237	67,220	51,900	15,320	0	COPR	HORWITH	JTLX166
11/03/06	12/11/06	000871782	18238	67,920	51,540	16,380	0	COPR	HORWITH	JTLX166
11/03/06	12/18/06	000871783	18239	25,720	47,520	(21,800)	-1	COPR	HORWITH	NDYX316137
11/03/06	11/29/06	000871784	18240	30,020	49,660	(19,640)	-1	COPR	HORWITH	NDYX316147
11/03/06	11/29/06	000871785	18241	67,200	50,240	16,960	0	COPR	HORWITH	JTLX30137
11/03/06	12/11/06	000871787	18242	54,360	50,500	3,860	0	COPR	HORWITH	JTLX166
11/03/06	12/18/06	000871788	18243	76,600	49,400	27,200	0	COPR	HORWITH	NDYX316137
11/03/06	11/29/06	000871789	18244	12,760	49,960	(37,200)	-3	COPR	HORWITH	JTLX30137
11/03/06	11/29/06	000871790	18245	67,980	51,560	16,420	0	COPR	HORWITH	JTLX30137
11/03/06	11/29/06	000871791	18246	53,600	50,340	3,260	0	COPR	HORWITH	JTLX30137
11/03/06	12/18/06	000871792	18247	25,720	49,080	(23,360)	-1	COPR	HORWITH	NDYX316137
11/03/06	12/11/06	000871793	18248	61,520	51,380	10,140	0	COPR	HORWITH	MHFX5628
11/03/06	12/11/06	000871794	18249	76,580	50,740	25,840	0	COPR	HORWITH	MHFX5628
11/03/06	12/18/06	000871795	18250	68,480	48,400	20,080	0	COPR	HORWITH	NDYX316137
11/03/06	12/11/06	000871796	18251	32,060	50,480	(18,420)	-1	COPR	HORWITH	MHFX5628
11/03/06	12/11/06	000871797	18252	32,820	50,380	(17,560)	-1	COPR	HORWITH	MHFX5628
11/06/06	12/19/06	000871798	18253	33,140	50,320	(17,180)	-1	COPR	HORWITH	CEFX33382
11/06/06	12/19/06	000871799	18254	65,720	51,740	13,980	0	COPR	HORWITH	CEFX33382
11/06/06	12/11/06	000871800	18255	38,300	49,560	(11,260)	0	COPR	HORWITH	NDYX316048
11/06/06	12/18/06	000871801	18256	67,580	50,760	16,820	0	COPR	HORWITH	MHFX5751
11/06/06	12/19/06	000871802	18257	66,240	50,160	16,080	0	COPR	HORWITH	CEFX33382
11/06/06	12/19/06	000871803	18258	37,400	50,600	(13,200)	0	COPR	HORWITH	CEFX33382
11/06/06	12/18/06	000871804	18259	29,400	50,540	(21,140)	-1	COPR	HORWITH	MHFX5751
11/06/06	12/18/06	000871805	18260	66,720	51,140	15,580	0	COPR	HORWITH	MHFX5751
11/06/06	12/11/06	000871806	18261	68,280	49,780	18,500	0	COPR	HORWITH	NDYX316048
11/06/06	12/18/06	000871807	18262	37,780	50,280	(12,500)	0	COPR	HORWITH	MHFX5751
11/06/06	12/11/06	000871808	18263	39,780	51,560	(11,780)	0	COPR	HORWITH	NRLX528164
11/06/06	12/11/06	000871809	18264	66,440	51,400	15,040	0	COPR	HORWITH	NRLX528164
11/06/06	12/11/06	000871810	18265	21,400	50,840	(29,440)	-1	COPR	HORWITH	NRLX528164
11/06/06	12/11/06	000871811	18266	67,340	49,340	18,000	0	COPR	HORWITH	NDYX316048
11/06/06	12/11/06	000871812	18267	76,520	50,440	26,080	0	COPR	HORWITH	NRLX528164
11/06/06	12/19/06	000871813	18268	68,860	50,620	18,240	0	COPR	HORWITH	CEFX33358
11/06/06	12/19/06	000871814	18269	24,260	49,800	(25,540)	-1	COPR	HORWITH	CEFX33358
11/06/06	12/19/06	000871815	18270	42,080	51,360	(9,280)	0	COPR	HORWITH	CEFX33358
11/06/06	12/19/06	000871816	18271	67,660	51,060	16,600	0	COPR	HORWITH	CEFX33358
11/06/06	12/19/06	000871817	18272	67,460	49,920	17,540	0	COPR	HORWITH	HLMX1103
11/06/06	12/19/06	000871818	18273	27,200	50,380	(23,180)	-1	COPR	HORWITH	HLMX1103
11/06/06	12/19/06	000871819	18274	68,100	52,140	15,960	0	COPR	HORWITH	HLMX1103
11/06/06	12/19/06	000871820	18275	37,900	48,580	(10,680)	0	COPR	HORWITH	HLMX1103
11/06/06	12/11/06	000871821	18276	41,260	51,020	(9,760)	0	COPR	HORWITH	CEFX33557
11/06/06	12/11/06	000871822	18277	25,300	48,620	(23,320)	-1	COPR	HORWITH	NDYX316048
11/06/06	12/11/06	000871823	18278	33,680	49,960	(16,280)	0	COPR	HORWITH	MHFX5649
11/06/06	12/11/06	000871824	18279	28,520	50,560	(22,040)	-1	COPR	HORWITH	CEFX33557
11/06/06	12/11/06	000871825	18280	66,640	52,460	14,180	0	COPR	HORWITH	CEFX33557
11/06/06	12/11/06	000871826	18281	67,560	49,220	18,340	0	COPR	HORWITH	CEFX33557
11/06/06	12/11/06	000871827	18282	68,920	50,420	18,500	0	COPR	HORWITH	MHFX5649
11/06/06	12/11/06	000871828	18283	68,100	51,840	16,260	0	COPR	HORWITH	MHFX5649
11/06/06	12/11/06	000871829	18284	30,700	51,080	(20,380)	-1	COPR	HORWITH	MHFX5649
11/06/06	12/11/06	000871830	18285	39,660	50,800	(11,140)	0	COPR	HORWITH	CEFX33529
11/06/06	12/11/06	000871831	18286	68,580	50,640	17,940	0	COPR	HORWITH	CEFX33529
11/06/06	12/11/06	000871832	18287	67,120	51,500	15,620	0	COPR	HORWITH	CEFX33529
11/06/06	12/11/06	000871833	18288	33,700	51,640	(17,940)	-1	COPR	HORWITH	CEFX33529
11/06/06	12/11/06	000871834	18289	58,760	50,940	7,820	0	COPR	HORWITH	CEFX33446
11/06/06	12/11/06	000871835	18290	44,820	50,160	(5,340)	0	COPR	HORWITH	CEFX33446
11/06/06	12/11/06	000871836	18291	27,540	51,900	(24,360)	-1	COPR	HORWITH	CEFX33446
11/06/06	12/11/06	000871837	18292	68,520	50,760	17,760	0	COPR	HORWITH	CEFX33446
11/06/06	12/19/06	000871838	18293	67,760	50,280	17,480	0	COPR	HORWITH	CEFX33435
11/06/06	12/19/06	000871839	18294	68,040	49,140	18,900	0	COPR	HORWITH	CEFX33435
11/06/06	12/19/06	000871840	18295	24,700	51,580	(26,880)	-1	COPR	HORWITH	CEFX33435
11/06/06	12/19/06	000871841	18296	38,980	50,800	(11,820)	0	COPR	HORWITH	CEFX33435
11/06/06	12/11/06	000871842	18297	37,840	51,440	(13,600)	0	COPR	HORWITH	NRLX528302
11/06/06	12/11/06	000871843	18298	76,760	52,060	24,700	0	COPR	HORWITH	NRLX528302
11/06/06	12/11/06	000871844	18299	23,080	51,040	(27,960)	-1	COPR	HORWITH	NRLX528302
11/06/06	12/11/06	000871845	18300	67,440	50,460	16,980	0	COPR	HORWITH	NRLX528302
11/06/06	12/19/06	000871846	18301	34,080	49,900	(15,820)	0	COPR	HORWITH	CEFX33434
11/06/06	12/19/06	000871847	18302	69,260	51,340	17,920	0	COPR	HORWITH	CEFX33434

Honeywell

HONEYWELL SA-7 USE HAZARDOUS WASTE TRACKING (2006)										
Date Shipped	Date of Return Manifest	State Manifest	Man. Doc #	Facilty Manifest Weight (lbs)	Estimated Weight (lbs)	Manifest - Estimate (lbs)	Man. - Estimate (%)	Material	Transporter	RAILCAR #
11/06/06	12/19/06	000871848	18303	67,800	51,400	16,400	0	COPR	HORWITH	CEFX33434
11/06/06	12/19/06	000871849	18304	34,080	50,580	(16,500)	0	COPR	HORWITH	CEFX33434
11/06/06	12/11/06	000871850	18305	29,880	49,380	(19,500)	-1	COPR	HORWITH	NRLX528187
11/06/06	12/11/06	000871851	18306	67,120	51,220	15,900	0	COPR	HORWITH	NRLX528187
11/06/06	12/11/06	000871852	18307	67,560	50,240	17,320	0	COPR	HORWITH	NRLX528187
11/06/06	12/11/06	000871853	18308	39,100	51,260	(12,160)	0	COPR	HORWITH	NRLX528187
11/06/06	12/11/06	000871854	18309	8,660	49,860	(41,200)	-5	COPR	HORWITH	NRLX528149
11/06/06	12/11/06	000871855	18310	76,300	47,920	28,380	0	COPR	HORWITH	NRLX528149
11/06/06	12/11/06	000871856	18311	77,000	51,000	26,000	0	COPR	HORWITH	NRLX528149
11/06/06	12/11/06	000871857	18312	37,100	49,720	(12,620)	0	COPR	HORWITH	NRLX528149
11/06/06	12/19/06	000871858	18313	18,140	51,760	(33,620)	-2	COPR	HORWITH	CEFX33323
11/06/06	12/19/06	000871859	18314	76,060	49,980	26,080	0	COPR	HORWITH	CEFX33323
11/07/06	12/19/06	000871860	18315	76,660	49,840	26,820	0	COPR	HORWITH	CEFX31022
11/07/06	12/19/06	000871861	18316	75,840	50,780	25,060	0	COPR	HORWITH	CEFX31022
11/07/06	12/19/06	000871862	18317	24,180	50,760	(26,580)	-1	COPR	HORWITH	CEFX31022
11/07/06	12/19/06	000871863	18318	24,840	48,840	(24,000)	-1	COPR	HORWITH	CEFX31022
11/07/06	12/19/06	000871864	18319	67,940	51,240	16,700	0	COPR	HORWITH	CEFX33323
11/07/06	12/19/06	000871865	18320	40,540	50,340	(9,800)	0	COPR	HORWITH	CEFX33323
11/07/06	12/18/06	000871866	18321	27,040	49,640	(22,600)	-1	COPR	HORWITH	CHUX252
11/07/06	12/18/06	000871867	18322	65,980	49,280	16,700	0	COPR	HORWITH	CHUX252
11/07/06	12/18/06	000871868	18323	66,260	51,380	14,880	0	COPR	HORWITH	CHUX252
11/07/06	12/18/06	000871869	18324	41,240	50,840	(9,600)	0	COPR	HORWITH	CHUX252
11/07/06	12/19/06	000871870	18325	25,280	50,340	(25,060)	-1	COPR	HORWITH	JTLX239
11/07/06	12/19/06	000871871	18326	66,600	50,340	16,260	0	COPR	HORWITH	JTLX239
11/07/06	12/19/06	000871872	18327	66,320	51,460	14,860	0	COPR	HORWITH	JTLX239
11/07/06	12/19/06	000871873	18328	46,160	50,700	(4,540)	0	COPR	HORWITH	JTLX239
11/07/06	12/19/06	000871874	18329	30,760	49,260	(18,500)	-1	COPR	HORWITH	JTLX30163
11/07/06	12/19/06	000871875	18330	28,840	50,380	(21,540)	-1	COPR	HORWITH	JTLX30163
11/07/06	12/19/06	000871876	18331	75,720	51,440	24,280	0	COPR	HORWITH	JTLX30163
11/07/06	01/08/07	000871877	18332	32,840	50,560	(17,720)	-1	COPR	HORWITH	MHFX5698
11/07/06	12/19/06	000871878	18333	67,360	50,560	16,800	0	COPR	HORWITH	JTLX30163
11/07/06	01/08/07	000871879	18334	67,660	50,420	17,240	0	COPR	HORWITH	MHFX5698
11/07/06	01/08/07	000871881	18335	60,880	49,300	11,580	0	COPR	HORWITH	MHFX5698
11/07/06	01/08/07	000871882	18336	40,500	50,920	(10,420)	0	COPR	HORWITH	MHFX5698
11/07/06	12/11/06	000871883	18337	53,380	51,220	2,160	0	COPR	HORWITH	NRLX585654
11/07/06	12/11/06	000871884	18338	68,980	50,020	18,960	0	COPR	HORWITH	NRLX585654
11/07/06	12/11/06	000871885	18339	66,720	50,020	16,700	0	COPR	HORWITH	NRLX585654
11/07/06	12/11/06	000871886	18340	12,060	50,660	(38,600)	-3	COPR	HORWITH	NRLX585654
11/07/06	12/19/06	000871887	18341	54,980	51,060	3,920	0	COPR	HORWITH	HLMX1162
11/07/06	12/11/06	000871890	18342	38,360	48,180	(9,820)	0	COPR	HORWITH	NDYX316179
11/07/06	12/19/06	000871891	18343	66,660	51,320	15,340	0	COPR	HORWITH	HLMX1162
11/07/06	12/19/06	000871892	18344	68,040	52,000	16,040	0	COPR	HORWITH	HLMX1162
11/07/06	12/11/06	000871893	18345	67,900	49,680	18,220	0	COPR	HORWITH	NDYX316179
11/07/06	12/19/06	000871895	18346	13,640	49,560	(35,920)	-3	COPR	HORWITH	HLMX1162
11/07/06	12/19/06	000871896	18347	62,160	50,720	11,440	0	COPR	HORWITH	NDYX320427
11/07/06	12/19/06	000871897	18348	65,560	50,300	15,260	0	COPR	HORWITH	NDYX320427
11/07/06	12/11/06	000871898	18349	76,620	49,340	27,280	0	COPR	HORWITH	NDYX316179
11/07/06	12/19/06	000871899	18350	38,440	51,660	(13,220)	0	COPR	HORWITH	NDYX320427
11/07/06	12/11/06	000871900	18351	15,060	48,920	(33,860)	-2	COPR	HORWITH	NDYX316179
11/07/06	12/19/06	000871901	18352	38,440	50,140	(11,700)	0	COPR	HORWITH	NDYX320427
11/07/06	12/19/06	000871902	18353	66,540	48,160	18,380	0	COPR	HORWITH	NDYX316083
11/07/06	12/18/06	000871903	18354	65,060	51,880	13,180	0	COPR	HORWITH	CHUX251
11/07/06	12/18/06	000871904	18355	66,580	50,160	16,420	0	COPR	HORWITH	CHUX251
11/07/06	12/18/06	000871905	18356	62,580	50,220	12,360	0	COPR	HORWITH	CHUX251
11/07/06	12/19/06	000871906	18357	65,480	49,840	15,640	0	COPR	HORWITH	NDYX316083
11/07/06	12/19/06	000871907	18358	30,780	48,660	(17,880)	-1	COPR	HORWITH	NDYX316083
11/07/06	12/18/06	000871908	18359	14,580	49,760	(35,180)	-2	COPR	HORWITH	CHUX251
11/07/06	12/19/06	000871909	18360	30,800	49,400	(18,600)	-1	COPR	HORWITH	NDYX316083
11/07/06	12/19/06	000871910	18361	9,160	50,100	(40,940)	-4	COPR	HORWITH	CHUX161
11/07/06	12/19/06	000871911	18362	63,440	45,800	17,640	0	COPR	HORWITH	NDYX316477
11/07/06	12/19/06	000871912	18363	61,420	48,760	12,660	0	COPR	HORWITH	NDYX316477
11/07/06	12/19/06	000871913	18364	33,600	48,220	(14,620)	0	COPR	HORWITH	NDYX316477
11/07/06	12/19/06	000871914	18365	33,600	50,580	(16,980)	-1	COPR	HORWITH	NDYX316477
11/07/06	12/19/06	000871915	18366	68,240	51,480	16,760	0	COPR	HORWITH	CHUX161
11/07/06	12/19/06	000871916	18367	67,540	51,080	16,460	0	COPR	HORWITH	CHUX161
11/07/06	12/19/06	000871917	18368	62,560	51,680	10,880	0	COPR	HORWITH	CHUX161
11/07/06	12/18/06	000871918	18369	44,880	50,940	(6,060)	0	COPR	HORWITH	NRLX528247
11/07/06	12/18/06	000871919	18370	66,440	51,200	15,240	0	COPR	HORWITH	NRLX528247
11/07/06	12/18/06	000871920	18371	76,940	51,020	25,920	0	COPR	HORWITH	NRLX528247
11/07/06	12/18/06	000871921	18372	14,400	49,620	(35,220)	-2	COPR	HORWITH	NRLX528247
11/07/06	12/18/06	000871922	18373	54,540	46,600	7,940	0	COPR	HORWITH	MHFX5632
11/07/06	12/18/06	000871923	18374	65,600	49,460	16,140	0	COPR	HORWITH	MHFX5632
11/07/06	12/18/06	000871924	18375	68,800	50,920	17,880	0	COPR	HORWITH	MHFX5632
11/07/06	12/18/06	000871925	18376	9,300	50,660	(41,360)	-4	COPR	HORWITH	MHFX5632

HONEYWELL SA-7 USE HAZARDOUS WASTE TRACKING (2006)										
Date Shipped	Date of Return Manifest	State Manifest	Man. Doc #	Facilty Manifest Weight (lbs)	Estimated Weight (lbs)	Manifest - Estimate (lbs)	Man. - Estimate (%)	Material	Transporter	RAILCAR #
11/08/06	12/11/06	000869812	18377	30,360	50,520	(20,160)	-1	COPR	HORWITH	CEFX31007
11/08/06	12/11/06	000869813	18378	76,120	50,700	25,420	0	COPR	HORWITH	CEFX31007
11/08/06	12/11/06	000869814	18379	68,280	50,320	17,960	0	COPR	HORWITH	CEFX31007
11/08/06	12/11/06	000870739	18380	25,360	50,040	(24,680)	-1	COPR	HORWITH	CEFX31007
11/08/06	12/11/06	000870742	18381	41,360	51,780	(10,420)	0	COPR	HORWITH	MHFX5681
11/08/06	12/11/06	000871927	18382	67,260	50,480	16,780	0	COPR	HORWITH	MHFX5681
11/08/06	12/11/06	000871928	18383	66,400	50,000	16,400	0	COPR	HORWITH	MHFX5681
11/08/06	12/11/06	000871929	18384	25,580	49,620	(24,040)	-1	COPR	HORWITH	MHFX5681
11/08/06	12/11/06	000871930	18385	40,020	51,460	(11,440)	0	COPR	HORWITH	NRLX526257
11/08/06	12/11/06	000871931	18386	69,680	50,680	19,000	0	COPR	HORWITH	NRLX526257
11/08/06	12/11/06	000871932	18387	76,680	51,300	25,380	0	COPR	HORWITH	NRLX526257
11/08/06	12/11/06	000871933	18388	60,240	50,180	10,060	0	COPR	HORWITH	NRLX528304
11/08/06	12/11/06	000871934	18389	16,020	49,620	(33,600)	-2	COPR	HORWITH	NRLX526257
11/08/06	12/11/06	000871935	18390	67,820	48,520	19,300	0	COPR	HORWITH	NRLX528304
11/08/06	12/11/06	000871936	18391	35,440	51,240	(15,800)	0	COPR	HORWITH	NRLX528304
11/08/06	12/11/06	000871937	18392	6,160	49,420	(43,260)	-7	COPR	HORWITH	CHUX268
11/08/06	12/11/06	000871938	18393	67,120	50,720	16,400	0	COPR	HORWITH	CHUX268
11/08/06	12/11/06	000871939	18394	35,420	48,380	(12,960)	0	COPR	HORWITH	NRLX528304
11/08/06	12/11/06	000871941	18395	68,120	50,260	17,860	0	COPR	HORWITH	CHUX268
11/08/06	12/11/06	000871942	18396	50,420	45,680	4,740	0	COPR	HORWITH	CHUX268
11/08/06	12/18/06	000871943	18397	47,080	50,380	(3,300)	0	COPR	HORWITH	CHUX270
11/08/06	12/18/06	000871944	18398	68,360	49,740	18,620	0	COPR	HORWITH	CHUX270
11/08/06	12/18/06	000871945	18399	67,640	51,160	16,480	0	COPR	HORWITH	CHUX270
11/08/06	12/18/06	000871946	18400	19,840	51,700	(31,860)	-2	COPR	HORWITH	CHUX270
11/08/06	12/18/06	000871947	18401	46,300	48,040	(1,740)	0	COPR	HORWITH	CHUX269
11/08/06	12/18/06	000871948	18402	66,700	50,300	16,400	0	COPR	HORWITH	CHUX269
11/08/06	12/18/06	000871949	18403	65,500	51,740	13,760	0	COPR	HORWITH	CHUX269
11/08/06	12/18/06	000871950	18404	22,100	50,580	(28,480)	-1	COPR	HORWITH	CHUX269
11/08/06	12/11/06	000871951	18405	39,080	51,080	(12,000)	0	COPR	HORWITH	JTLX30115
11/08/06	12/11/06	000871952	18406	76,240	49,640	26,600	0	COPR	HORWITH	JTLX30115
11/08/06	12/11/06	000871953	18407	76,220	50,560	25,660	0	COPR	HORWITH	JTLX30115
11/08/06	12/11/06	000871954	18408	6,020	50,820	(44,800)	-7	COPR	HORWITH	JTLX30115
11/08/06	12/11/06	000871955	18409	60,920	51,460	9,460	0	COPR	HORWITH	CHUX111
11/08/06	12/11/06	000871956	18410	68,000	49,340	18,660	0	COPR	HORWITH	CHUX111
11/08/06	12/11/06	000871957	18411	66,380	49,340	17,040	0	COPR	HORWITH	CHUX111
11/08/06	12/11/06	000871958	18412	16,800	49,260	(32,460)	-2	COPR	HORWITH	MHFX5650
11/08/06	12/11/06	000871959	18413	6,100	51,160	(45,060)	-7	COPR	HORWITH	CHUX111
11/08/06	12/11/06	000871960	18414	66,560	50,620	15,940	0	COPR	HORWITH	MHFX5650
11/08/06	12/11/06	000871961	18415	65,740	49,180	16,560	0	COPR	HORWITH	MHFX5650
11/08/06	12/11/06	000871962	18416	50,460	51,680	(1,220)	0	COPR	HORWITH	MHFX5650
11/08/06	12/11/06	000871963	18417	28,220	50,460	(22,240)	-1	COPR	HORWITH	CEFX33544
11/08/06	12/11/06	000871964	18418	67,760	50,300	17,460	0	COPR	HORWITH	CEFX33544
11/08/06	12/11/06	000871965	18419	65,480	50,940	14,540	0	COPR	HORWITH	CEFX33544
11/08/06	12/11/06	000871966	18420	76,520	49,540	26,980	0	COPR	HORWITH	NRLX526001
11/08/06	12/11/06	000871967	18421	76,080	50,460	25,620	0	COPR	HORWITH	NRLX526001
11/08/06	12/11/06	000871968	18422	34,220	46,800	(12,580)	0	COPR	HORWITH	CEFX33544
11/08/06	12/11/06	000871969	18423	24,400	50,760	(26,360)	-1	COPR	HORWITH	NRLX526001
11/08/06	12/11/06	000871970	18424	23,660	51,220	(27,560)	-1	COPR	HORWITH	NRLX526001
11/08/06	12/11/06	000871971	18425	18,360	50,880	(32,520)	-2	COPR	HORWITH	CEFX32088
11/08/06	12/11/06	000871972	18426	76,900	50,260	26,640	0	COPR	HORWITH	CEFX31032
11/08/06	12/11/06	000871973	18427	68,940	49,040	19,900	0	COPR	HORWITH	CEFX31032
11/08/06	12/11/06	000871974	18428	67,700	44,740	22,960	0	COPR	HORWITH	CEFX32088
11/08/06	12/11/06	000871975	18429	29,060	49,640	(20,580)	-1	COPR	HORWITH	CEFX31032
11/08/06	12/11/06	000871976	18430	31,520	51,400	(19,880)	-1	COPR	HORWITH	CEFX32088
11/08/06	12/11/06	000871977	18431	76,580	50,020	26,560	0	COPR	HORWITH	CEFX32088
11/08/06	12/11/06	000871979	18432	29,040	50,580	(21,540)	-1	COPR	HORWITH	CEFX31032
11/08/06	12/11/06	000871980	18433	61,740	51,660	10,080	0	COPR	HORWITH	NRLX585665
11/08/06	12/11/06	000871981	18434	66,600	51,800	14,800	0	COPR	HORWITH	NRLX585665
11/08/06	12/11/06	000871982	18435	33,160	49,920	(16,760)	-1	COPR	HORWITH	NRLX585665
11/08/06	12/18/06	000871983	18436	15,540	49,960	(34,420)	-2	COPR	HORWITH	NRLX585659
11/08/06	12/11/06	000871984	18437	33,180	50,240	(17,060)	-1	COPR	HORWITH	NRLX585665
11/08/06	12/18/06	000871985	18438	67,740	50,580	17,160	0	COPR	HORWITH	NRLX585659
11/08/06	12/11/06	000871986	18439	37,020	49,880	(12,860)	0	COPR	HORWITH	CEFX31057
11/09/06	12/11/06	000871987	18440	66,400	52,500	13,900	0	COPR	HORWITH	CEFX31057
11/09/06	12/11/06	000871988	18441	66,700	48,980	17,720	0	COPR	HORWITH	CEFX31057
11/09/06	12/11/06	000871989	18442	30,960	50,460	(19,500)	-1	COPR	HORWITH	CEFX31057
11/09/06	12/11/06	000871990	18443	69,060	51,100	17,960	0	COPR	HORWITH	MHFX5658
11/09/06	12/11/06	000871991	18444	36,360	50,840	(14,480)	0	COPR	HORWITH	MHFX5658
11/09/06	12/11/06	000871992	18445	76,340	50,940	25,400	0	COPR	HORWITH	MHFX5658
11/09/06	12/11/06	000871993	18446	18,560	50,400	(31,840)	-2	COPR	HORWITH	MHFX5658
11/09/06	12/18/06	000871994	18447	67,220	48,660	18,560	0	COPR	HORWITH	NRLX585659
11/09/06	12/18/06	000871995	18448	36,480	48,780	(12,300)	0	COPR	HORWITH	NRLX585659
11/09/06	12/18/06	000871996	18449	66,600	49,620	16,980	0	COPR	HORWITH	MHFX5688
11/09/06	12/18/06	000871997	18450	68,280	49,860	18,420	0	COPR	HORWITH	MHFX5688

HONEYWELL SA-7 USE HAZARDOUS WASTE TRACKING (2006)										
Date Shipped	Date of Return Manifest	State Manifest	Man. Doc #	Facilty Manifest Weight (lbs)	Estimated Weight (lbs)	Manifest - Estimate (lbs)	Man. - Estimate (%)	Material	Transporter	RAILCAR #
11/09/06	12/18/06	000871998	18451	33,320	51,320	(18,000)	-1	COPR	HORWITH	MHFX5688
11/09/06	12/11/06	000871999	18452	17,740	51,680	(33,940)	-2	COPR	HORWITH	CEFX32084
11/09/06	12/18/06	000872000	18453	33,300	48,640	(15,340)	0	COPR	HORWITH	MHFX5688
11/09/06	12/11/06	000872001	18454	76,560	49,480	27,080	0	COPR	HORWITH	CEFX32084
11/09/06	12/11/06	000872004	18455	67,100	51,980	15,120	0	COPR	HORWITH	CEFX32084
11/09/06	12/11/06	000872005	18456	38,320	50,380	(12,060)	0	COPR	HORWITH	CEFX32084
11/09/06	12/11/06	000872006	18457	27,760	49,540	(21,780)	-1	COPR	HORWITH	MHFX5643
11/09/06	12/11/06	000872008	18458	67,520	48,880	18,640	0	COPR	HORWITH	MHFX5643
11/09/06	12/11/06	000872009	18459	67,980	47,620	20,360	0	COPR	HORWITH	MHFX5643
11/09/06	12/11/06	000872010	18460	32,820	50,980	(18,160)	-1	COPR	HORWITH	MHFX5643
11/09/06	12/19/06	000872011	18461	76,220	49,680	26,540	0	COPR	HORWITH	CEFX33567
11/09/06	12/19/06	000872012	18462	68,320	48,420	19,900	0	COPR	HORWITH	CEFX33567
11/09/06	12/19/06	000872013	18463	26,320	49,100	(22,780)	-1	COPR	HORWITH	CEFX33567
11/09/06	12/19/06	000872014	18464	25,640	49,980	(24,340)	-1	COPR	HORWITH	CEFX33567
11/09/06	12/11/06	000872015	18465	35,920	49,800	(13,880)	0	COPR	HORWITH	MHFX5686
11/09/06	12/11/06	000872016	18466	66,180	49,500	16,680	0	COPR	HORWITH	MHFX5686
11/09/06	12/11/06	000872017	18467	67,220	50,360	16,860	0	COPR	HORWITH	MHFX5686
11/09/06	12/11/06	000872020	18468	29,320	50,900	(21,580)	-1	COPR	HORWITH	MHFX5686
11/09/06	12/11/06	000872021	18469	66,620	49,280	17,340	0	COPR	HORWITH	MHFX5672
11/09/06	12/11/06	000872022	18470	37,340	50,960	(13,620)	0	COPR	HORWITH	MHFX5672
11/09/06	12/11/06	000872023	18471	68,080	50,920	17,160	0	COPR	HORWITH	MHFX5672
11/09/06	12/11/06	000872024	18472	37,540	50,620	(13,080)	0	COPR	HORWITH	MHFX5672
11/09/06	12/11/06	000872025	18473	19,860	49,420	(29,560)	-1	COPR	HORWITH	CEFX33343
11/09/06	12/11/06	000872028	18474	76,900	48,320	28,580	0	COPR	HORWITH	CEFX33343
11/09/06	12/11/06	000872029	18475	67,060	51,120	15,940	0	COPR	HORWITH	CEFX33343
11/09/06	12/11/06	000872030	18476	67,300	50,920	16,380	0	COPR	HORWITH	CEFX33540
11/09/06	12/11/06	000872031	18477	31,860	50,180	(18,320)	-1	COPR	HORWITH	CEFX33343
11/09/06	12/11/06	000872032	18478	77,000	50,660	26,340	0	COPR	HORWITH	CEFX33540
11/09/06	12/11/06	000872033	18479	28,280	48,740	(20,460)	-1	COPR	HORWITH	CEFX33540
11/09/06	12/11/06	000872034	18480	28,280	50,620	(22,340)	-1	COPR	HORWITH	CEFX33540
11/09/06	12/11/06	000872035	18481	67,220	51,200	16,020	0	COPR	HORWITH	HLMX1293
11/09/06	12/11/06	000872036	18482	33,180	50,820	(17,640)	-1	COPR	HORWITH	HLMX1293
11/09/06	12/11/06	000872037	18483	49,360	48,420	940	0	COPR	HORWITH	MHFX5642
11/09/06	12/11/06	000872038	18484	67,940	50,760	17,180	0	COPR	HORWITH	HLMX1293
11/09/06	12/11/06	000872039	18485	33,160	50,580	(17,420)	-1	COPR	HORWITH	HLMX1293
11/09/06	12/11/06	000872040	18486	77,220	51,540	25,680	0	COPR	HORWITH	MHFX5642
11/09/06	12/11/06	000872041	18487	38,140	50,020	(11,880)	0	COPR	HORWITH	MHFX5642
11/09/06	12/11/06	000872042	18488	38,140	50,820	(12,680)	0	COPR	HORWITH	MHFX5642
11/09/06	12/11/06	000872043	18489	36,360	49,940	(13,580)	0	COPR	HORWITH	JTLX264
11/09/06	12/11/06	000872044	18490	67,000	50,100	16,900	0	COPR	HORWITH	JTLX264
11/09/06	12/11/06	000872045	18491	68,760	50,580	18,180	0	COPR	HORWITH	JTLX264
11/09/06	12/11/06	000872046	18492	27,780	51,920	(24,140)	-1	COPR	HORWITH	JTLX264
11/09/06	12/11/06	000872047	18493	66,760	50,000	16,760	0	COPR	HORWITH	CHUX180
11/09/06	12/11/06	000872048	18494	29,260	47,780	(18,520)	-1	COPR	HORWITH	CHUX180
11/09/06	12/11/06	000872049	18495	66,580	50,400	16,180	0	COPR	HORWITH	CHUX180
11/09/06	12/11/06	000872050	18496	28,600	48,100	(19,500)	-1	COPR	HORWITH	CHUX180
11/09/06	12/11/06	000872051	18497	35,560	50,560	(15,000)	0	COPR	HORWITH	CHUX169
11/09/06	12/11/06	000872052	18498	67,200	48,320	18,880	0	COPR	HORWITH	CHUX169
11/09/06	12/11/06	000872053	18499	67,300	51,120	16,180	0	COPR	HORWITH	CHUX169
11/09/06	12/11/06	000872054	18500	30,980	50,580	(19,600)	-1	COPR	HORWITH	CHUX169
11/09/06	12/11/06	000872055	18501	22,040	52,360	(30,320)	-1	COPR	HORWITH	CHUX278
11/09/06	12/11/06	000872057	18502	67,340	49,360	17,980	0	COPR	HORWITH	CHUX278
11/10/06	12/11/06	000872058	18503	31,580	49,880	(18,300)	-1	COPR	HORWITH	CHUX121
11/10/06	12/11/06	000872059	18504	67,880	51,000	16,880	0	COPR	HORWITH	CHUX121
11/10/06	12/11/06	000872060	18505	66,000	49,540	16,460	0	COPR	HORWITH	CHUX121
11/10/06	12/11/06	000872061	18506	30,620	49,080	(18,460)	-1	COPR	HORWITH	CHUX121
11/10/06	12/11/06	000872062	18507	37,440	49,240	(11,800)	0	COPR	HORWITH	CHUX276
11/10/06	12/11/06	000872063	18508	66,880	49,880	17,000	0	COPR	HORWITH	CHUX276
11/10/06	12/11/06	000872064	18509	76,660	50,420	26,240	0	COPR	HORWITH	CHUX276
11/10/06	12/11/06	000872065	18510	56,080	48,420	7,660	0	COPR	HORWITH	NDYX316075
11/10/06	12/11/06	000872066	18511	75,720	49,320	26,400	0	COPR	HORWITH	NDYX316075
11/10/06	12/11/06	000872067	18512	33,860	48,440	(14,580)	0	COPR	HORWITH	NDYX316075
11/10/06	12/11/06	000872068	18513	33,860	48,680	(14,820)	0	COPR	HORWITH	NDYX316075
11/10/06	12/11/06	000872069	18514	19,700	50,100	(30,400)	-2	COPR	HORWITH	CHUX276
11/10/06	12/11/06	000872070	18515	67,740	49,280	18,460	0	COPR	HORWITH	JTLX30121
11/10/06	12/11/06	000872071	18516	66,640	51,200	15,440	0	COPR	HORWITH	JTLX30121
11/10/06	12/11/06	000872072	18517	33,020	51,120	(18,100)	-1	COPR	HORWITH	JTLX30121
11/10/06	12/11/06	000872073	18518	33,020	49,460	(16,440)	0	COPR	HORWITH	JTLX30121
11/10/06	12/11/06	000872074	18519	66,860	49,160	17,700	0	COPR	HORWITH	JTLX175
11/10/06	12/11/06	000872075	18520	55,880	48,800	7,080	0	COPR	HORWITH	JTLX175
11/10/06	12/11/06	000872076	18521	10,740	49,700	(38,960)	-4	COPR	HORWITH	JTLX175
11/10/06	12/11/06	000872077	18522	66,320	51,600	14,720	0	COPR	HORWITH	JTLX175
11/10/06	12/11/06	000872078	18523	56,360	48,660	7,700	0	COPR	HORWITH	NDYX320344
11/10/06	12/11/06	000872079	18524	67,060	50,240	16,820	0	COPR	HORWITH	NDYX320344

HONEYWELL SA-7 USE HAZARDOUS WASTE TRACKING (2006)										
Date Shipped	Date of Return Manifest	State Manifest	Man. Doc #	Facilty Manifest Weight (lbs)	Estimated Weight (lbs)	Manifest - Estimate (lbs)	Man. - Estimate (%)	Material	Transporter	RAILCAR #
11/10/06	12/11/06	000872080	18525	67,960	52,320	15,640	0	COPR	HORWITH	NDYX320344
11/10/06	12/11/06	000872081	18526	11,460	51,180	(39,720)	-3	COPR	HORWITH	NDYX320344
11/10/06	12/11/06	000872082	18527	37,540	51,000	(13,460)	0	COPR	HORWITH	JTLX30157
11/10/06	12/11/06	000872083	18528	67,560	50,980	16,580	0	COPR	HORWITH	JTLX30157
11/10/06	12/11/06	000872084	18529	55,960	48,880	7,080	0	COPR	HORWITH	JTLX30157
11/10/06	12/11/06	000872085	18530	38,800	48,600	(9,800)	0	COPR	HORWITH	JTLX30157
11/10/06	12/11/06	000872086	18531	75,980	50,220	25,760	0	COPR	HORWITH	CHUX331
11/10/06	12/11/06	000872087	18532	68,180	48,700	19,480	0	COPR	HORWITH	CHUX331
11/10/06	12/11/06	000872088	18533	27,500	50,620	(23,120)	-1	COPR	HORWITH	CHUX331
11/10/06	12/11/06	000872089	18534	28,180	50,000	(21,820)	-1	COPR	HORWITH	CHUX331
11/10/06	12/11/06	000872090	18535	40,720	50,600	(9,880)	0	COPR	HORWITH	CHUX236
11/10/06	12/11/06	000872091	18536	76,300	50,840	25,460	0	COPR	HORWITH	CHUX236
11/10/06	12/11/06	000872092	18537	12,260	47,180	(34,920)	-3	COPR	HORWITH	CHUX236
11/10/06	12/11/06	000872093	18538	36,120	48,940	(12,820)	0	COPR	HORWITH	CHUX278
11/10/06	12/11/06	000872094	18539	76,760	50,140	26,620	0	COPR	HORWITH	CHUX278
11/10/06	12/11/06	000872095	18540	68,660	50,240	18,420	0	COPR	HORWITH	CHUX236
11/10/06	12/11/06	000872096	18541	66,300	51,640	14,660	0	COPR	HORWITH	JTLX273
11/10/06	12/11/06	000872097	18542	26,060	49,940	(23,880)	-1	COPR	HORWITH	JTLX273
11/10/06	12/11/06	000872098	18543	66,780	51,440	15,340	0	COPR	HORWITH	JTLX273
11/10/06	12/11/06	000872099	18544	44,780	50,880	(6,100)	0	COPR	HORWITH	JTLX273
11/10/06	12/11/06	000872100	18545	26,000	49,680	(23,680)	-1	COPR	HORWITH	CHUX151
11/10/06	12/11/06	000872101	18546	68,860	51,300	17,560	0	COPR	HORWITH	CHUX151
11/10/06	12/11/06	000872102	18547	67,920	50,080	17,840	0	COPR	HORWITH	CHUX151
11/10/06	12/11/06	000872103	18548	40,760	51,460	(10,700)	0	COPR	HORWITH	CHUX151
11/10/06	12/11/06	000872104	18549	77,020	50,620	26,400	0	COPR	HORWITH	JTLX30126
11/10/06	12/11/06	000872105	18550	76,160	52,580	23,580	0	COPR	HORWITH	JTLX30126
11/10/06	12/11/06	000872106	18551	25,240	48,580	(23,340)	-1	COPR	HORWITH	JTLX30126
11/10/06	12/11/06	000872107	18552	25,240	51,780	(26,540)	-1	COPR	HORWITH	JTLX30126
11/10/06	12/11/06	000872108	18553	66,360	50,480	15,880	0	COPR	HORWITH	CHUX123
11/10/06	12/11/06	000872109	18554	66,520	51,080	15,440	0	COPR	HORWITH	CHUX123
11/10/06	12/11/06	000872110	18555	33,800	50,080	(16,280)	0	COPR	HORWITH	CHUX123
11/10/06	12/11/06	000872111	18556	18,680	50,320	(31,640)	-2	COPR	HORWITH	CHUX179
11/10/06	12/11/06	000872112	18557	33,820	50,860	(17,040)	-1	COPR	HORWITH	CHUX123
11/10/06	12/11/06	000872113	18558	67,820	50,080	17,740	0	COPR	HORWITH	CHUX179
11/10/06	12/11/06	000872114	18559	38,360	50,920	(12,560)	0	COPR	HORWITH	CHUX179
11/10/06	12/11/06	000872115	18560	13,060	50,340	(37,280)	-3	COPR	HORWITH	CHUX246
11/10/06	12/11/06	000872116	18561	76,840	50,400	26,440	0	COPR	HORWITH	CHUX179
11/10/06	12/11/06	000872117	18562	67,600	51,360	16,240	0	COPR	HORWITH	CHUX246
11/10/06	12/11/06	000872118	18563	66,520	48,760	17,760	0	COPR	HORWITH	CHUX246
11/10/06	12/11/06	000872119	18564	48,000	44,640	3,360	0	COPR	HORWITH	CHUX246
11/10/06	12/18/06	000872120	18565	69,240	48,160	21,080	0	COPR	HORWITH	JTLX30135
11/10/06	12/18/06	000872121	18566	76,960	50,080	26,880	0	COPR	HORWITH	JTLX30135
11/13/06	01/08/07	000872122	18567	68,160	50,600	17,560	0	COPR	HORWITH	CEFX35238
11/13/06	01/08/07	000872123	18568	67,680	50,300	17,380	0	COPR	HORWITH	CEFX35238
11/13/06	01/08/07	000872124	18569	29,260	50,120	(20,860)	-1	COPR	HORWITH	CEFX35238
11/13/06	01/08/07	000872125	18570	29,240	49,640	(20,400)	-1	COPR	HORWITH	CEFX35238
11/13/06	01/08/07	000872126	18571	9,520	50,640	(41,120)	-4	COPR	HORWITH	CHUX138
11/13/06	01/08/07	000872127	18572	67,540	48,680	18,860	0	COPR	HORWITH	CHUX138
11/13/06	01/08/07	000872128	18573	77,480	51,080	26,400	0	COPR	HORWITH	CHUX138
11/13/06	01/08/07	000872129	18574	51,460	52,120	(660)	0	COPR	HORWITH	CHUX138
11/13/06	12/18/06	000872130	18575	24,100	50,100	(26,000)	-1	COPR	HORWITH	JTLX30135
11/13/06	12/18/06	000872131	18576	24,080	50,660	(26,580)	-1	COPR	HORWITH	JTLX30135
11/13/06	12/18/06	000872132	18577	20,660	51,740	(31,080)	-2	COPR	HORWITH	JTLX30146
11/13/06	12/18/06	000872133	18578	67,680	50,200	17,480	0	COPR	HORWITH	JTLX30146
11/13/06	12/18/06	000872134	18579	68,340	51,960	16,380	0	COPR	HORWITH	JTLX30146
11/13/06	12/18/06	000872135	18580	48,200	51,420	(3,220)	0	COPR	HORWITH	JTLX30146
11/13/06	01/10/07	000872136	18581	38,420	49,780	(11,360)	0	COPR	HORWITH	JTLX30105
11/13/06	01/09/07	000872137	18582	13,020	46,820	(33,800)	-3	COPR	HORWITH	NDYX316151
11/13/06	01/10/07	000872138	18583	67,600	51,700	15,900	0	COPR	HORWITH	JTLX30105
11/13/06	01/09/07	000872139	18584	67,360	48,180	19,180	0	COPR	HORWITH	NDYX316151
11/13/06	01/10/07	000872140	18585	76,820	50,460	26,360	0	COPR	HORWITH	JTLX30105
11/13/06	01/09/07	000872141	18586	21,300	48,460	(27,160)	-1	COPR	HORWITH	NDYX316151
11/13/06	01/09/07	000872142	18587	91,540	47,820	43,720	0	COPR	HORWITH	NDYX316151
11/13/06	01/10/07	000872143	18588	24,420	50,500	(26,080)	-1	COPR	HORWITH	JTLX30105
11/13/06	01/08/07	000872144	18589	51,900	50,060	1,840	0	COPR	HORWITH	CHUX281
11/13/06	01/09/07	000872145	18590	30,180	45,940	(15,760)	-1	COPR	HORWITH	NDYX316015
11/13/06	01/09/07	000872146	18591	19,680	49,220	(29,540)	-2	COPR	HORWITH	NDYX316015
11/13/06	01/09/07	000872147	18592	76,100	50,420	25,680	0	COPR	HORWITH	NDYX316015
11/13/06	01/08/07	000872148	18593	76,460	51,140	25,320	0	COPR	HORWITH	CHUX281
11/13/06	01/09/07	000872149	18594	66,520	48,980	17,540	0	COPR	HORWITH	NDYX316015
11/13/06	01/08/07	000872150	18595	34,400	50,400	(16,000)	0	COPR	HORWITH	CHUX281
11/13/06	01/08/07	000872151	18596	34,400	52,860	(18,460)	-1	COPR	HORWITH	CHUX281
11/13/06	12/18/06	000872152	18597	58,120	49,600	8,520	0	COPR	HORWITH	JTLX30136
11/13/06	12/18/06	000872153	18598	67,580	50,540	17,040	0	COPR	HORWITH	JTLX30136

HONEYWELL SA-7 USE HAZARDOUS WASTE TRACKING (2006)										
Date Shipped	Date of Return Manifest	State Manifest	Man. Doc #	Facilty Manifest Weight (lbs)	Estimated Weight (lbs)	Manifest - Estimate (lbs)	Man. - Estimate (%)	Material	Transporter	RAILCAR #
11/13/06	12/18/06	000872154	18599	65,520	51,120	14,400	0	COPR	HORWITH	JTLX30136
11/13/06	12/18/06	000872155	18600	75,880	49,840	26,040	0	COPR	HORWITH	JTLX232
11/13/06	12/18/06	000872156	18601	43,780	50,380	(6,600)	0	COPR	HORWITH	JTLX232
11/13/06	12/18/06	000872157	18602	68,700	50,460	18,240	0	COPR	HORWITH	JTLX232
11/13/06	12/18/06	000872158	18603	10,260	49,220	(38,960)	-4	COPR	HORWITH	JTLX232
11/13/06	12/18/06	000872159	18604	8,320	50,360	(42,040)	-5	COPR	HORWITH	JTLX30136
11/13/06	12/18/06	000872160	18605	68,740	51,160	17,580	0	COPR	HORWITH	DJLX98509
11/13/06	12/18/06	000872161	18606	37,420	51,620	(14,200)	0	COPR	HORWITH	DJLX98509
11/13/06	12/18/06	000872162	18607	30,200	51,640	(21,440)	-1	COPR	HORWITH	DJLX98509
11/13/06	12/18/06	000872163	18608	68,500	50,800	17,700	0	COPR	HORWITH	DJLX98509
11/13/06	12/18/06	000872164	18609	68,800	50,740	18,060	0	COPR	HORWITH	CHUX330
11/13/06	12/18/06	000872165	18610	36,900	52,120	(15,220)	0	COPR	HORWITH	CHUX330
11/13/06	12/18/06	000872166	18611	23,640	50,540	(26,900)	-1	COPR	HORWITH	CHUX330
11/13/06	12/18/06	000872167	18612	76,140	50,880	25,260	0	COPR	HORWITH	CHUX330
11/13/06	01/08/07	000872168	18613	76,700	50,520	26,180	0	COPR	HORWITH	CHUX332
11/13/06	01/08/07	000872169	18614	45,880	52,200	(6,320)	0	COPR	HORWITH	CHUX332
11/13/06	12/19/06	000872170	18615	55,160	48,220	6,940	0	COPR	HORWITH	NDYX316114
11/13/06	12/19/06	000872171	18616	76,820	50,080	26,740	0	COPR	HORWITH	NDYX316114
11/13/06	01/08/07	000872172	18617	38,200	50,400	(12,200)	0	COPR	HORWITH	CHUX332
11/13/06	01/08/07	000872173	18618	38,180	50,280	(12,100)	0	COPR	HORWITH	CHUX332
11/13/06	12/19/06	000872174	18619	29,380	48,160	(18,780)	-1	COPR	HORWITH	NDYX316018
11/13/06	12/19/06	000872175	18620	33,240	50,440	(17,200)	-1	COPR	HORWITH	NDYX316114
11/13/06	12/19/06	000872176	18621	31,500	51,240	(19,740)	-1	COPR	HORWITH	JTLX30133
11/13/06	12/19/06	000872177	18622	65,660	50,700	14,960	0	COPR	HORWITH	JTLX30133
11/13/06	12/19/06	000872178	18623	31,500	51,400	(19,900)	-1	COPR	HORWITH	JTLX30133
11/13/06	12/19/06	000872179	18624	77,020	50,920	26,100	0	COPR	HORWITH	JTLX30133
11/13/06	01/10/07	000872180	18625	34,180	50,020	(15,840)	0	COPR	HORWITH	JTLX4058
11/13/06	01/10/07	000872181	18626	66,520	50,440	16,080	0	COPR	HORWITH	JTLX4058
11/13/06	01/10/07	000872182	18627	76,860	50,340	26,520	0	COPR	HORWITH	JTLX4058
11/13/06	01/10/07	000872183	18628	34,180	50,680	(16,500)	0	COPR	HORWITH	JTLX4058
11/13/06	12/19/06	000872184	18629	33,240	49,380	(16,140)	0	COPR	HORWITH	NDYX316114
11/13/06	12/19/06	000872185	18630	33,260	51,380	(18,120)	-1	COPR	HORWITH	JTLX274
11/13/06	12/19/06	000872186	18631	68,960	51,600	17,360	0	COPR	HORWITH	JTLX274
11/14/06	12/19/06	000872189	18632	33,380	49,400	(16,020)	0	COPR	HORWITH	NDYX316197
11/14/06	12/19/06	000872190	18633	76,340	51,440	24,900	0	COPR	HORWITH	JTLX274
11/14/06	12/19/06	000872191	18634	68,080	49,540	18,540	0	COPR	HORWITH	NDYX316197
11/14/06	12/19/06	000872192	18635	67,720	49,900	17,820	0	COPR	HORWITH	NDYX316197
11/14/06	12/19/06	000872193	18636	61,540	51,000	10,540	0	COPR	HORWITH	CHUX150
11/14/06	12/19/06	000872194	18637	21,440	51,120	(29,680)	-1	COPR	HORWITH	JTLX274
11/14/06	12/19/06	000872195	18638	34,620	49,200	(14,580)	0	COPR	HORWITH	NDYX316197
11/14/06	12/19/06	000872196	18639	66,420	50,240	16,180	0	COPR	HORWITH	CHUX150
11/14/06	12/19/06	000872197	18640	67,560	50,300	17,260	0	COPR	HORWITH	CHUX150
11/14/06	12/19/06	000872198	18641	11,960	50,300	(38,340)	-3	COPR	HORWITH	CHUX150
11/14/06	12/18/06	000872199	18642	18,600	51,440	(32,840)	-2	COPR	HORWITH	CHUX191
11/14/06	12/18/06	000872200	18643	66,240	51,740	14,500	0	COPR	HORWITH	CHUX191
11/14/06	12/18/06	000872201	18644	67,100	51,440	15,660	0	COPR	HORWITH	CHUX191
11/14/06	12/18/06	000872202	18645	54,460	51,200	3,260	0	COPR	HORWITH	CHUX191
11/14/06	12/19/06	000872203	18646	21,360	51,100	(29,740)	-1	COPR	HORWITH	JTLX30119
11/14/06	12/19/06	000872204	18647	69,120	51,180	17,940	0	COPR	HORWITH	JTLX30119
11/14/06	12/19/06	000872205	18648	37,680	47,500	(9,820)	0	COPR	HORWITH	NDYX316105
11/14/06	12/19/06	000872206	18649	76,900	52,620	24,280	0	COPR	HORWITH	JTLX30119
11/14/06	12/19/06	000872207	18650	69,040	49,960	19,080	0	COPR	HORWITH	NDYX316211
11/14/06	12/19/06	000872208	18651	39,720	50,480	(10,760)	0	COPR	HORWITH	JTLX30119
11/14/06	12/19/06	000872209	18652	76,820	49,500	27,320	0	COPR	HORWITH	NDYX316105
11/14/06	12/19/06	000872210	18653	23,640	51,120	(27,480)	-1	COPR	HORWITH	CHUX171
11/14/06	12/19/06	000872211	18654	68,360	51,580	16,780	0	COPR	HORWITH	CHUX171
11/14/06	12/19/06	000872212	18655	76,420	49,100	27,320	0	COPR	HORWITH	NDYX316105
11/14/06	12/19/06	000872213	18656	5,320	50,400	(45,080)	-8	COPR	HORWITH	NDYX316105
11/14/06	12/19/06	000872214	18657	68,020	50,980	17,040	0	COPR	HORWITH	CHUX171
11/14/06	12/19/06	000872215	18658	45,380	52,260	(6,880)	0	COPR	HORWITH	CHUX171
11/14/06	12/19/06	000872216	18659	22,540	51,600	(29,060)	-1	COPR	HORWITH	CHUX236
11/14/06	12/19/06	000872217	18660	76,520	50,640	25,880	0	COPR	HORWITH	NDYX316211
11/14/06	12/19/06	000872218	18661	66,880	51,700	15,180	0	COPR	HORWITH	CHUX236
11/14/06	12/19/06	000872219	18662	26,300	46,140	(19,840)	-1	COPR	HORWITH	NDYX316211
11/14/06	12/19/06	000872220	18663	25,540	50,940	(25,400)	-1	COPR	HORWITH	NDYX316211
11/14/06	12/19/06	000872221	18664	55,140	49,720	5,420	0	COPR	HORWITH	NDYX316092
11/14/06	12/19/06	000872222	18665	67,920	51,260	16,660	0	COPR	HORWITH	CHUX236
11/14/06	12/19/06	000872223	18666	45,860	51,480	(5,620)	0	COPR	HORWITH	CHUX236
11/14/06	12/19/06	000872224	18667	69,060	47,940	21,120	0	COPR	HORWITH	NDYX316092
11/14/06	12/19/06	000872225	18668	68,840	50,820	18,020	0	COPR	HORWITH	CHUX162
11/14/06	12/19/06	000872226	18669	25,540	52,620	(27,080)	-1	COPR	HORWITH	CHUX162
11/14/06	12/19/06	000872227	18670	67,300	50,280	17,020	0	COPR	HORWITH	NDYX316092
11/14/06	12/19/06	000872228	18671	67,780	51,160	16,620	0	COPR	HORWITH	CHUX162
11/14/06	12/19/06	000872229	18672	4,020	49,580	(45,560)	-11	COPR	HORWITH	NDYX316092

HONEYWELL SA-7 USE HAZARDOUS WASTE TRACKING (2006)										
Date Shipped	Date of Return Manifest	State Manifest	Man. Doc #	Facilty Manifest Weight (lbs)	Estimated Weight (lbs)	Manifest - Estimate (lbs)	Man. - Estimate (%)	Material	Transporter	RAILCAR #
11/14/06	12/19/06	000872230	18673	43,740	51,720	(7,980)	0	COPR	HORWITH	CHUX162
11/14/06	12/19/06	000872231	18674	67,740	51,720	16,020	0	COPR	HORWITH	CHUX141
11/14/06	12/19/06	000872232	18675	3,980	52,900	(48,920)	-12	COPR	HORWITH	CHUX141
11/14/06	12/19/06	000872233	18676	67,780	50,820	16,960	0	COPR	HORWITH	CHUX141
11/14/06	12/19/06	000872234	18677	67,580	51,860	15,720	0	COPR	HORWITH	CHUX141
11/14/06	12/18/06	000872235	18678	6,640	51,660	(45,020)	-7	COPR	HORWITH	CEFX31067
11/14/06	12/18/06	000872236	18679	66,960	50,660	16,300	0	COPR	HORWITH	CEFX31067
11/14/06	12/18/06	000872237	18680	66,980	50,120	16,860	0	COPR	HORWITH	CEFX31067
11/14/06	12/19/06	000872238	18681	69,140	49,820	19,320	0	COPR	HORWITH	NDYX316018
11/14/06	12/18/06	000872239	18682	62,420	50,940	11,480	0	COPR	HORWITH	CEFX31067
11/14/06	12/18/06	000872240	18683	38,100	50,260	(12,160)	0	COPR	HORWITH	NRLX528214
11/14/06	12/18/06	000872241	18684	13,840	52,640	(38,800)	-3	COPR	HORWITH	NRLX528214
11/14/06	12/18/06	000872242	18685	76,640	50,720	25,920	0	COPR	HORWITH	NRLX528214
11/14/06	12/19/06	000872243	18686	38,080	50,060	(11,980)	0	COPR	HORWITH	NDYX316178
11/14/06	12/18/06	000872244	18687	76,920	51,900	25,020	0	COPR	HORWITH	NRLX528214
11/14/06	12/19/06	000872245	18688	68,360	50,060	18,300	0	COPR	HORWITH	NDYX316178
11/14/06	12/19/06	000872246	18689	68,260	45,380	22,880	0	COPR	HORWITH	NDYX316178
11/14/06	01/08/07	000872247	18690	14,720	51,180	(36,460)	-2	COPR	HORWITH	MHFX5712
11/14/06	01/08/07	000872248	18691	52,180	51,660	520	0	COPR	HORWITH	MHFX5712
11/14/06	01/08/07	000872249	18692	68,480	50,680	17,800	0	COPR	HORWITH	MHFX5712
11/14/06	12/19/06	000872250	18693	21,780	49,960	(28,180)	-1	COPR	HORWITH	NDYX316178
11/14/06	01/08/07	000872251	18694	67,980	50,600	17,380	0	COPR	HORWITH	MHFX5712
11/14/06	12/18/06	000872252	18695	10,820	51,600	(40,780)	-4	COPR	HORWITH	NRLX526244
11/14/06	12/18/06	000872253	18696	68,540	51,620	16,920	0	COPR	HORWITH	NRLX526244
11/15/06	12/19/06	000872254	18697	15,380	50,560	(35,180)	-2	COPR	HORWITH	TILX3189
11/15/06	12/19/06	000872255	18698	76,520	51,700	24,820	0	COPR	HORWITH	TILX3189
11/15/06	12/19/06	000872256	18699	76,160	50,140	26,020	0	COPR	HORWITH	TILX3189
11/15/06	12/19/06	000872257	18700	34,500	50,460	(15,960)	0	COPR	HORWITH	TILX3189
11/15/06	12/18/06	000872258	18701	27,320	51,460	(24,140)	-1	COPR	HORWITH	NRLX526228
11/15/06	12/18/06	000872259	18702	26,580	50,840	(24,260)	-1	COPR	HORWITH	NRLX526228
11/15/06	12/18/06	000872260	18703	76,400	50,820	25,580	0	COPR	HORWITH	NRLX526228
11/15/06	12/19/06	000872261	18704	15,280	49,940	(34,660)	-2	COPR	HORWITH	NDYX316036
11/15/06	12/18/06	000872262	18705	76,040	51,560	24,480	0	COPR	HORWITH	NRLX526228
11/15/06	12/19/06	000872263	18706	66,440	49,240	17,200	0	COPR	HORWITH	NDYX316036
11/15/06	12/18/06	000872264	18707	22,020	51,540	(29,520)	-1	COPR	HORWITH	CEFX31070
11/15/06	12/18/06	000872265	18708	65,900	50,820	15,080	0	COPR	HORWITH	CEFX31070
11/15/06	12/18/06	000872266	18709	51,120	52,760	(1,640)	0	COPR	HORWITH	CEFX31070
11/15/06	12/18/06	000872267	18710	67,660	50,320	17,340	0	COPR	HORWITH	CEFX31070
11/15/06	12/18/06	000872268	18711	59,680	50,900	8,780	0	COPR	HORWITH	NRLX526244
11/15/06	12/18/06	000872269	18712	67,460	50,440	17,020	0	COPR	HORWITH	NRLX526244
11/15/06	12/19/06	000872270	18713	57,200	49,220	7,980	0	COPR	HORWITH	NDYX316148
11/15/06	12/19/06	000872271	18714	63,120	50,140	12,980	0	COPR	HORWITH	JTLX277
11/15/06	12/19/06	000872272	18715	66,780	49,020	17,760	0	COPR	HORWITH	NDYX316148
11/15/06	12/19/06	000872273	18716	66,140	51,620	14,520	0	COPR	HORWITH	JTLX277
11/15/06	12/19/06	000872274	18717	33,920	48,920	(15,000)	0	COPR	HORWITH	NDYX316148
11/15/06	12/19/06	000872275	18718	33,900	48,980	(15,080)	0	COPR	HORWITH	NDYX316148
11/15/06	12/19/06	000872279	18719	66,060	48,980	17,080	0	COPR	HORWITH	NDYX316018
11/15/06	12/19/06	000872280	18720	67,440	51,460	15,980	0	COPR	HORWITH	JTLX277
11/15/06	12/19/06	000872281	18721	9,700	52,460	(42,760)	-4	COPR	HORWITH	JTLX277
11/15/06	12/19/06	000872282	18722	12,780	51,240	(38,460)	-3	COPR	HORWITH	JTLX177
11/15/06	12/19/06	000872283	18723	54,940	52,620	2,320	0	COPR	HORWITH	JTLX177
11/15/06	12/19/06	000872284	18724	67,920	51,080	16,840	0	COPR	HORWITH	JTLX177
11/15/06	12/19/06	000872285	18725	70,660	50,820	19,840	0	COPR	HORWITH	JTLX177
11/15/06	12/19/06	000872286	18726	29,620	50,620	(21,000)	-1	COPR	HORWITH	NDYX316018
11/15/06	12/19/06	000872287	18727	67,760	50,100	17,660	0	COPR	HORWITH	NDYX316036
11/15/06	12/19/06	000872288	18728	47,840	48,840	(1,000)	0	COPR	HORWITH	NDYX316036
11/15/06	12/18/06	000872289	18729	15,440	50,800	(35,360)	-2	COPR	HORWITH	CHUX273
11/15/06	12/18/06	000872290	18730	69,440	50,720	18,720	0	COPR	HORWITH	CHUX273
11/15/06	12/18/06	000872291	18731	77,500	51,500	26,000	0	COPR	HORWITH	CHUX273
11/15/06	12/18/06	000872292	18732	38,960	48,500	(9,540)	0	COPR	HORWITH	CHUX273
11/15/06	12/19/06	000872293	18733	16,240	50,760	(34,520)	-2	COPR	HORWITH	JTLX94
11/15/06	12/19/06	000872294	18734	66,620	49,220	17,400	0	COPR	HORWITH	JTLX94
11/15/06	12/19/06	000872295	18735	68,140	51,400	16,740	0	COPR	HORWITH	JTLX94
11/15/06	12/19/06	000872296	18736	51,660	49,960	1,700	0	COPR	HORWITH	JTLX94
11/15/06	12/19/06	000872297	18737	67,340	48,740	18,600	0	COPR	HORWITH	NDYX316238
11/15/06	12/19/06	000872298	18738	36,660	50,740	(14,080)	0	COPR	HORWITH	CHUX134
11/15/06	12/19/06	000872299	18739	34,760	51,080	(16,320)	0	COPR	HORWITH	CHUX134
11/15/06	12/19/06	000872300	18740	69,060	52,000	17,060	0	COPR	HORWITH	CHUX134
11/15/06	12/19/06	000872301	18741	66,100	50,260	15,840	0	COPR	HORWITH	CHUX134
11/15/06	12/11/06	000872302	18742	67,080	50,320	16,760	0	COPR	HORWITH	CHUX189
11/15/06	12/19/06	000872303	18743	67,340	48,600	18,740	0	COPR	HORWITH	NDYX316238
11/15/06	12/19/06	000872304	18744	27,440	48,800	(21,360)	-1	COPR	HORWITH	NDYX316238
11/15/06	12/11/06	000872305	18745	55,040	50,700	4,340	0	COPR	HORWITH	CHUX189
11/15/06	12/11/06	000872306	18746	76,180	51,940	24,240	0	COPR	HORWITH	CHUX189

HONEYWELL SA-7 USE HAZARDOUS WASTE TRACKING (2006)										
Date Shipped	Date of Return Manifest	State Manifest	Man. Doc #	Facilty Manifest Weight (lbs)	Estimated Weight (lbs)	Manifest - Estimate (lbs)	Man. - Estimate (%)	Material	Transporter	RAILCAR #
11/15/06	12/11/06	000872307	18747	6,840	51,160	(44,320)	-6	COPR	HORWITH	CHUX189
11/15/06	12/11/06	000872308	18748	61,700	51,360	10,340	0	COPR	HORWITH	CHUX158
11/15/06	12/11/06	000872309	18749	68,320	49,460	18,860	0	COPR	HORWITH	CHUX158
11/15/06	12/11/06	000872310	18750	66,760	52,040	14,720	0	COPR	HORWITH	CHUX158
11/15/06	12/19/06	000872311	18751	58,620	50,920	7,700	0	COPR	HORWITH	CHUX280
11/15/06	12/11/06	000872312	18752	8,720	51,660	(42,940)	-5	COPR	HORWITH	CHUX158
11/15/06	12/11/06	000872313	18753	66,260	48,600	17,660	0	COPR	HORWITH	CEFX35247
11/15/06	12/19/06	000872314	18754	67,560	49,420	18,140	0	COPR	HORWITH	CHUX280
11/15/06	12/19/06	000872315	18755	66,240	50,860	15,380	0	COPR	HORWITH	CHUX280
11/15/06	12/19/06	000872316	18756	13,800	51,740	(37,940)	-3	COPR	HORWITH	CHUX280
11/15/06	12/19/06	000872317	18757	7,380	50,580	(43,200)	-6	COPR	HORWITH	CHUX272
11/15/06	12/19/06	000872318	18758	66,600	50,580	16,020	0	COPR	HORWITH	CHUX272
11/15/06	12/19/06	000872319	18759	27,460	47,840	(20,380)	-1	COPR	HORWITH	NDYX316238
11/15/06	12/19/06	000872320	18760	66,340	51,340	15,000	0	COPR	HORWITH	CHUX272
11/15/06	12/19/06	000872321	18761	67,900	48,860	19,040	0	COPR	HORWITH	CHUX272
11/15/06	12/11/06	000872322	18762	58,460	51,880	6,580	0	COPR	HORWITH	CEFX35247
11/16/06	12/11/06	000872323	18763	28,080	50,880	(22,800)	-1	COPR	HORWITH	CHUX199
11/16/06	12/11/06	000872324	18764	68,580	50,380	18,200	0	COPR	HORWITH	CHUX199
11/16/06	12/11/06	000872325	18765	69,320	50,740	18,580	0	COPR	HORWITH	CHUX199
11/16/06	12/11/06	000872326	18766	36,540	50,480	(13,940)	0	COPR	HORWITH	CHUX199
11/16/06	12/11/06	000872327	18767	65,940	50,980	14,960	0	COPR	HORWITH	JTLX30173
11/16/06	12/11/06	000872328	18768	76,660	51,800	24,860	0	COPR	HORWITH	JTLX30173
11/16/06	12/11/06	000872329	18769	33,460	52,600	(19,140)	-1	COPR	HORWITH	JTLX30173
11/16/06	12/11/06	000872330	18770	33,440	52,660	(19,220)	-1	COPR	HORWITH	JTLX30173
11/16/06	12/11/06	000872331	18771	76,400	50,600	25,800	0	COPR	HORWITH	JTLX250
11/16/06	12/11/06	000872332	18772	76,320	50,500	25,820	0	COPR	HORWITH	JTLX250
11/16/06	12/11/06	000872333	18773	24,120	50,860	(26,740)	-1	COPR	HORWITH	JTLX250
11/16/06	12/11/06	000872334	18774	24,140	50,860	(26,720)	-1	COPR	HORWITH	JTLX250
11/16/06	12/11/06	000872335	18775	38,140	49,680	(11,540)	0	COPR	HORWITH	JTLX30131
11/16/06	12/11/06	000872336	18776	67,960	52,080	15,880	0	COPR	HORWITH	JTLX30131
11/16/06	12/11/06	000872337	18777	66,980	50,740	16,240	0	COPR	HORWITH	JTLX30131
11/16/06	12/11/06	000872338	18778	18,760	49,280	(30,520)	-2	COPR	HORWITH	NDYX316221
11/16/06	12/11/06	000872339	18779	76,200	48,740	27,460	0	COPR	HORWITH	NDYX316221
11/16/06	12/11/06	000872340	18780	27,660	49,500	(21,840)	-1	COPR	HORWITH	JTLX30131
11/16/06	12/11/06	000872341	18781	68,460	48,440	20,020	0	COPR	HORWITH	NDYX316221
11/16/06	12/11/06	000872342	18782	29,980	49,440	(19,460)	-1	COPR	HORWITH	NDYX316221
11/16/06	12/11/06	000872344	18783	68,240	50,460	17,780	0	COPR	HORWITH	CEFX35247
11/16/06	12/11/06	000872345	18784	10,740	50,040	(39,300)	-4	COPR	HORWITH	CEFX35247
11/16/06	12/19/06	000872346	18785	29,680	49,440	(19,760)	-1	COPR	HORWITH	JTLX86
11/16/06	12/19/06	000872347	18786	67,740	52,700	15,040	0	COPR	HORWITH	JTLX86
11/16/06	12/19/06	000872348	18787	75,980	52,020	23,960	0	COPR	HORWITH	JTLX86
11/16/06	12/19/06	000872349	18788	31,340	51,260	(19,920)	-1	COPR	HORWITH	JTLX86
11/16/06	12/19/06	000872350	18789	36,800	51,080	(14,280)	0	COPR	HORWITH	CHUX228
11/16/06	12/19/06	000872351	18790	76,200	50,460	25,740	0	COPR	HORWITH	CHUX228
11/16/06	12/19/06	000872352	18791	68,300	49,760	18,540	0	COPR	HORWITH	CHUX228
11/16/06	12/19/06	000872353	18792	19,340	46,760	(27,420)	-1	COPR	HORWITH	CHUX228
11/16/06	12/18/06	000872354	18793	68,220	51,960	16,260	0	COPR	HORWITH	CHUX157
11/16/06	12/18/06	000872355	18794	58,000	51,400	6,600	0	COPR	HORWITH	CHUX157
11/16/06	12/18/06	000872356	18795	66,660	51,940	14,720	0	COPR	HORWITH	CHUX157
11/16/06	12/18/06	000872357	18796	76,460	51,120	25,340	0	COPR	HORWITH	CHUX184
11/16/06	12/18/06	000872358	18797	15,120	52,120	(37,000)	-2	COPR	HORWITH	CHUX157
11/16/06	12/18/06	000872359	18798	67,040	52,060	14,980	0	COPR	HORWITH	CHUX184
11/16/06	12/18/06	000872360	18799	30,420	49,920	(19,500)	-1	COPR	HORWITH	CHUX184
11/16/06	12/18/06	000872361	18800	30,420	52,220	(21,800)	-1	COPR	HORWITH	CHUX184
11/16/06	12/19/06	000872362	18801	67,480	50,980	16,500	0	COPR	HORWITH	CHUX174
11/16/06	12/19/06	000872363	18802	67,680	51,340	16,340	0	COPR	HORWITH	CHUX174
11/16/06	12/19/06	000872364	18803	8,760	51,400	(42,640)	-5	COPR	HORWITH	CHUX174
11/16/06	12/19/06	000872365	18804	65,480	51,940	13,540	0	COPR	HORWITH	CHUX174
11/16/06	12/19/06	000872366	18805	68,380	51,020	17,360	0	COPR	HORWITH	JTLX30130
11/16/06	12/19/06	000872367	18806	67,080	50,800	16,280	0	COPR	HORWITH	JTLX30130
11/16/06	12/19/06	000872368	18807	33,380	51,360	(17,980)	-1	COPR	HORWITH	JTLX30130
11/16/06	12/19/06	000872369	18808	33,380	52,040	(18,660)	-1	COPR	HORWITH	JTLX30130
11/16/06	12/18/06	000872370	18809	49,520	51,560	(2,040)	0	COPR	HORWITH	CHUX275
11/16/06	12/18/06	000872371	18810	66,940	50,520	16,420	0	COPR	HORWITH	CHUX275
11/16/06	12/18/06	000872372	18811	68,200	50,000	18,200	0	COPR	HORWITH	CHUX275
11/16/06	12/19/06	000872373	18812	76,300	49,940	26,360	0	COPR	HORWITH	NDYX316090
11/16/06	12/19/06	000872374	18813	44,060	50,280	(6,220)	0	COPR	HORWITH	NDYX316090
11/16/06	12/19/06	000872375	18814	68,100	49,380	18,720	0	COPR	HORWITH	NDYX316224
11/16/06	12/18/06	000872376	18815	24,780	50,320	(25,540)	-1	COPR	HORWITH	CHUX275
11/16/06	12/19/06	000872377	18816	66,940	49,920	17,020	0	COPR	HORWITH	NDYX316224
11/16/06	12/18/06	000872378	18817	29,160	52,320	(23,160)	-1	COPR	HORWITH	DJLX98542
11/16/06	12/19/06	000872379	18818	29,560	48,380	(18,820)	-1	COPR	HORWITH	NDYX316224
11/16/06	12/18/06	000872380	18819	76,580	51,120	25,460	0	COPR	HORWITH	DJLX98542
11/16/06	12/18/06	000872381	18820	76,340	51,540	24,800	0	COPR	HORWITH	DJLX98542

HONEYWELL SA-7 USE HAZARDOUS WASTE TRACKING (2006)										
Date Shipped	Date of Return Manifest	State Manifest	Man. Doc #	Facilty Manifest Weight (lbs)	Estimated Weight (lbs)	Manifest - Estimate (lbs)	Man. - Estimate (%)	Material	Transporter	RAILCAR #
11/16/06	12/18/06	000872382	18821	23,580	50,920	(27,340)	-1	COPR	HORWITH	DJLX98542
11/16/06	12/19/06	000872383	18822	38,520	50,480	(11,960)	0	COPR	HORWITH	NDYX316090
11/16/06	12/19/06	000872384	18823	38,540	49,960	(11,420)	0	COPR	HORWITH	NDYX316090
11/16/06	12/18/06	000872385	18824	53,560	51,780	1,780	0	COPR	HORWITH	CHUX271
11/16/06	12/19/06	000872386	18825	30,240	50,400	(20,160)	-1	COPR	HORWITH	NDYX316224
11/16/06	12/18/06	000872387	18826	67,360	51,100	16,260	0	COPR	HORWITH	CHUX271
11/16/06	12/18/06	000872388	18827	67,740	52,080	15,660	0	COPR	HORWITH	CHUX271
11/16/06	12/18/06	000872389	18828	18,320	51,660	(33,340)	-2	COPR	HORWITH	CHUX271
11/17/06	12/18/06	000872390	18829	76,380	50,320	26,060	0	COPR	HORWITH	JTLX30127
11/17/06	12/18/06	000872391	18830	67,800	51,720	16,080	0	COPR	HORWITH	JTLX30127
11/17/06	12/18/06	000872392	18831	33,460	50,380	(16,920)	-1	COPR	HORWITH	JTLX30127
11/17/06	12/18/06	000872393	18832	66,640	49,460	17,180	0	COPR	HORWITH	NDYX316031
11/17/06	12/18/06	000872394	18833	33,440	50,740	(17,300)	-1	COPR	HORWITH	JTLX30127
11/17/06	12/18/06	000872395	18834	76,360	51,080	25,280	0	COPR	HORWITH	CHUX186
11/17/06	12/18/06	000872396	18835	68,520	50,520	18,000	0	COPR	HORWITH	CHUX186
11/17/06	12/18/06	000872397	18836	19,680	48,860	(29,180)	-1	COPR	HORWITH	NDYX316134
11/17/06	12/18/06	000872398	18837	27,760	50,640	(22,880)	-1	COPR	HORWITH	CHUX186
11/17/06	12/18/06	000872399	18838	27,780	50,040	(22,260)	-1	COPR	HORWITH	CHUX186
11/17/06	12/18/06	000872400	18839	68,640	48,340	20,300	0	COPR	HORWITH	NDYX316134
11/17/06	12/18/06	000872401	18840	12,180	48,680	(36,500)	-3	COPR	HORWITH	NDYX316166
11/17/06	01/08/07	000872402	18841	67,220	50,660	16,560	0	COPR	HORWITH	CHUX226
11/17/06	01/08/07	000872403	18842	66,880	50,900	15,980	0	COPR	HORWITH	CHUX226
11/17/06	12/18/06	000872404	18843	68,000	49,680	18,320	0	COPR	HORWITH	NDYX316031
11/17/06	12/18/06	000872405	18844	66,340	47,680	18,660	0	COPR	HORWITH	NDYX316166
11/17/06	01/08/07	000872406	18845	65,920	50,360	15,560	0	COPR	HORWITH	CHUX226
11/17/06	01/08/07	000872407	18846	6,620	50,220	(43,600)	-7	COPR	HORWITH	CHUX226
11/17/06	12/19/06	000872408	18847	66,060	50,680	15,380	0	COPR	HORWITH	CHUX142
11/17/06	12/19/06	000872409	18848	69,300	51,500	17,800	0	COPR	HORWITH	CHUX142
11/17/06	12/19/06	000872410	18849	59,520	52,440	7,080	0	COPR	HORWITH	CHUX142
11/17/06	12/18/06	000872411	18850	76,220	49,880	26,340	0	COPR	HORWITH	NDYX316134
11/17/06	12/18/06	000872412	18851	31,080	47,680	(16,600)	-1	COPR	HORWITH	NDYX316134
11/17/06	12/19/06	000872413	18852	9,880	51,060	(41,180)	-4	COPR	HORWITH	CHUX142
11/17/06	12/18/06	000872414	18853	33,520	49,720	(16,200)	0	COPR	HORWITH	NDYX316031
11/17/06	12/18/06	000872415	18854	56,040	52,260	3,780	0	COPR	HORWITH	CHUX120
11/17/06	12/18/06	000872416	18855	68,060	50,040	18,020	0	COPR	HORWITH	NDYX316166
11/17/06	12/18/06	000872417	18856	33,500	50,100	(16,600)	0	COPR	HORWITH	NDYX316031
11/17/06	12/18/06	000872418	18857	67,800	51,500	16,300	0	COPR	HORWITH	CHUX120
11/17/06	12/18/06	000872419	18858	76,680	50,960	25,720	0	COPR	HORWITH	CHUX120
11/17/06	12/18/06	000872420	18859	8,440	50,740	(42,300)	-5	COPR	HORWITH	CHUX120
11/17/06	12/18/06	000872421	18860	45,940	49,440	(3,500)	0	COPR	HORWITH	NDYX316166
11/17/06	12/18/06	000872422	18861	67,580	50,700	16,880	0	COPR	HORWITH	CEFX35248
11/17/06	12/18/06	000872423	18862	65,580	52,180	13,400	0	COPR	HORWITH	CEFX35248
11/17/06	12/18/06	000872424	18863	38,540	51,040	(12,500)	0	COPR	HORWITH	CEFX35248
11/17/06	12/18/06	000872425	18864	65,620	48,060	17,560	0	COPR	HORWITH	NDYX316170
11/17/06	12/18/06	000872426	18865	66,800	49,560	17,240	0	COPR	HORWITH	NDYX316170
11/17/06	12/18/06	000872427	18866	38,540	51,280	(12,740)	0	COPR	HORWITH	CEFX35248
11/17/06	12/18/06	000872428	18867	33,400	49,600	(16,200)	0	COPR	HORWITH	NDYX316170
11/17/06	12/18/06	000872429	18868	61,680	50,380	11,300	0	COPR	HORWITH	CHUX130
11/17/06	12/18/06	000872430	18869	68,860	50,380	18,480	0	COPR	HORWITH	CHUX130
11/17/06	12/18/06	000872431	18870	33,980	51,880	(17,900)	-1	COPR	HORWITH	CHUX130
11/17/06	12/18/06	000872432	18871	33,980	50,800	(16,820)	0	COPR	HORWITH	CHUX130
11/17/06	12/18/06	000872433	18872	14,480	51,920	(37,440)	-3	COPR	HORWITH	CHUX196
11/17/06	12/18/06	000872434	18873	45,400	49,580	(4,180)	0	COPR	HORWITH	CHUX196
11/17/06	12/18/06	000872435	18874	76,400	52,080	24,320	0	COPR	HORWITH	CHUX196
11/17/06	12/18/06	000872436	18875	67,860	49,820	18,040	0	COPR	HORWITH	CHUX196
11/17/06	12/18/06	000872437	18876	41,240	51,040	(9,800)	0	COPR	HORWITH	CHUX168
11/17/06	12/18/06	000872438	18877	67,940	50,520	17,420	0	COPR	HORWITH	CHUX168
11/17/06	12/18/06	000872439	18878	33,400	49,140	(15,740)	0	COPR	HORWITH	NDYX316170
11/17/06	12/18/06	000872440	18879	66,500	53,000	13,500	0	COPR	HORWITH	CHUX168
11/17/06	12/18/06	000872441	18880	31,540	49,980	(18,440)	-1	COPR	HORWITH	CHUX168
11/17/06	12/19/06	000872442	18881	67,740	51,400	16,340	0	COPR	HORWITH	CHUX145
11/17/06	12/19/06	000872443	18882	42,240	49,640	(7,400)	0	COPR	HORWITH	CHUX145
11/17/06	12/19/06	000872444	18883	67,600	50,240	17,360	0	COPR	HORWITH	CHUX145
11/17/06	12/19/06	000872445	18884	25,280	50,300	(25,020)	-1	COPR	HORWITH	CHUX145
11/17/06	12/19/06	000872446	18885	44,220	51,160	(6,940)	0	COPR	HORWITH	JTLX252
11/17/06	12/19/06	000872447	18886	68,800	50,900	17,900	0	COPR	HORWITH	JTLX252
11/17/06	12/19/06	000872448	18887	66,820	50,840	15,980	0	COPR	HORWITH	JTLX252
11/17/06	12/19/06	000872449	18888	24,800	50,600	(25,800)	-1	COPR	HORWITH	JTLX252
11/17/06	12/19/06	000872450	18889	68,300	50,300	18,000	0	COPR	HORWITH	CEFX35237
11/17/06	12/18/06	000872451	18890	15,220	48,420	(33,200)	-2	COPR	HORWITH	NDYX316103
11/17/06	12/19/06	000872452	18891	76,160	51,460	24,700	0	COPR	HORWITH	CEFX35237
11/17/06	12/19/06	000872453	18892	29,540	49,720	(20,180)	-1	COPR	HORWITH	CEFX35237
11/17/06	12/18/06	000872454	18893	69,000	48,520	20,480	0	COPR	HORWITH	NDYX316103
11/17/06	12/19/06	000872455	18894	29,540	51,580	(22,040)	-1	COPR	HORWITH	CEFX35237

HONEYWELL SA-7 USE HAZARDOUS WASTE TRACKING (2006)										
Date Shipped	Date of Return Manifest	State Manifest	Man. Doc #	Facilty Manifest Weight (lbs)	Estimated Weight (lbs)	Manifest - Estimate (lbs)	Man. - Estimate (%)	Material	Transporter	RAILCAR #
11/20/06	12/18/06	000872456	18895	21,580	50,040	(28,460)	-1	COPR	HORWITH	CEFX35240
11/20/06	12/18/06	000872457	18896	66,900	50,100	16,800	0	COPR	HORWITH	CEFX35240
11/20/06	12/18/06	000872458	18897	68,000	49,280	18,720	0	COPR	HORWITH	NDYX316103
11/20/06	12/18/06	000872459	18898	66,940	50,380	16,560	0	COPR	HORWITH	CEFX35240
11/20/06	12/18/06	000872460	18899	46,120	50,540	(4,420)	0	COPR	HORWITH	CEFX35240
11/20/06	12/18/06	000872461	18900	75,880	50,440	25,440	0	COPR	HORWITH	CHUX219
11/20/06	12/18/06	000872462	18901	65,340	49,700	15,640	0	COPR	HORWITH	NDYX316053
11/20/06	12/18/06	000872463	18902	43,800	49,760	(5,960)	0	COPR	HORWITH	NDYX316103
11/20/06	12/18/06	000872464	18903	21,700	49,880	(28,180)	-1	COPR	HORWITH	NDYX316053
11/20/06	12/18/06	000872465	18904	76,880	50,940	25,940	0	COPR	HORWITH	CHUX219
11/20/06	12/18/06	000872466	18905	53,040	51,420	1,620	0	COPR	HORWITH	CHUX213
11/20/06	12/18/06	000872468	18906	37,620	50,600	(12,980)	0	COPR	HORWITH	CHUX219
11/20/06	12/18/06	000872469	18907	14,960	49,960	(35,000)	-2	COPR	HORWITH	CHUX219
11/20/06	12/18/06	000872470	18908	68,740	49,000	19,740	0	COPR	HORWITH	CHUX213
11/20/06	12/18/06	000872471	18909	65,340	50,980	14,360	0	COPR	HORWITH	CHUX213
11/20/06	12/18/06	000872472	18910	15,300	50,240	(34,940)	-2	COPR	HORWITH	CHUX213
11/20/06	12/19/06	000872473	18911	52,640	50,580	2,060	0	COPR	HORWITH	CHUX100
11/20/06	12/18/06	000872474	18912	76,740	48,860	27,880	0	COPR	HORWITH	NDYX316053
11/20/06	12/19/06	000872475	18913	68,440	50,160	18,280	0	COPR	HORWITH	CHUX100
11/20/06	12/19/06	000872476	18914	67,220	49,200	18,020	0	COPR	HORWITH	CHUX100
11/20/06	12/18/06	000872477	18915	68,940	49,120	19,820	0	COPR	HORWITH	JTLX30145
11/20/06	12/19/06	000872478	18916	9,300	48,320	(39,020)	-4	COPR	HORWITH	CHUX100
11/20/06	12/18/06	000872479	18917	57,160	47,480	9,680	0	COPR	HORWITH	JTLX30145
11/20/06	12/18/06	000872480	18918	67,740	49,740	18,000	0	COPR	HORWITH	JTLX30145
11/20/06	12/19/06	000872481	18919	65,800	48,280	17,520	0	COPR	HORWITH	CHUX107
11/20/06	12/18/06	000872482	18920	1,340	49,020	(47,680)	-36	COPR	HORWITH	JTLX30145
11/20/06	12/18/06	000872483	18921	29,560	46,060	(16,500)	-1	COPR	HORWITH	NDYX316053
11/20/06	12/19/06	000872484	18922	32,480	49,520	(17,040)	-1	COPR	HORWITH	CHUX107
11/20/06	12/19/06	000872485	18923	67,020	50,680	16,340	0	COPR	HORWITH	CHUX107
11/20/06	12/19/06	000872486	18924	32,500	48,880	(16,380)	-1	COPR	HORWITH	CHUX107
11/20/06	12/18/06	000872487	18925	18,480	50,900	(32,420)	-2	COPR	HORWITH	DJLX98506
11/20/06	12/18/06	000872488	18926	68,760	50,280	18,480	0	COPR	HORWITH	DJLX98506
11/20/06	12/18/06	000872489	18927	68,480	50,080	18,400	0	COPR	HORWITH	DJLX98506
11/20/06	12/18/06	000872490	18928	45,500	50,180	(4,680)	0	COPR	HORWITH	DJLX98506
11/20/06	12/18/06	000872491	18929	68,800	51,340	17,460	0	COPR	HORWITH	JTLX30154
11/20/06	12/18/06	000872492	18930	76,480	51,220	25,260	0	COPR	HORWITH	JTLX30154
11/20/06	01/09/07	000872493	18931	25,360	49,740	(24,380)	-1	COPR	HORWITH	NDYX316099
11/20/06	12/18/06	000872494	18932	29,260	50,160	(20,900)	-1	COPR	HORWITH	JTLX30154
11/20/06	12/18/06	000872495	18933	29,280	50,380	(21,100)	-1	COPR	HORWITH	JTLX30154
11/20/06	01/10/07	000872496	18934	67,060	51,840	15,220	0	COPR	HORWITH	JTLX30171
11/20/06	01/10/07	000872497	18935	66,540	50,020	16,520	0	COPR	HORWITH	JTLX30171
11/20/06	01/10/07	000872498	18936	32,960	50,260	(17,300)	-1	COPR	HORWITH	JTLX30171
11/20/06	01/10/07	000872499	18937	32,980	51,460	(18,480)	-1	COPR	HORWITH	JTLX30171
11/20/06	01/10/07	000872500	18938	9,460	52,440	(42,980)	-5	COPR	HORWITH	JTLX30139
11/20/06	01/10/07	000872501	18939	66,600	50,860	15,740	0	COPR	HORWITH	JTLX30139
11/20/06	01/10/07	000872502	18940	65,960	52,720	13,240	0	COPR	HORWITH	JTLX30139
11/20/06	01/09/07	000872503	18941	21,720	49,800	(28,080)	-1	COPR	HORWITH	NDYX316121
11/20/06	01/09/07	000872504	18942	65,540	49,500	16,040	0	COPR	HORWITH	NDYX316121
11/20/06	01/08/07	000872505	18943	33,180	51,020	(17,840)	-1	COPR	HORWITH	CHUX249
11/20/06	01/10/07	000872506	18944	67,400	50,620	16,780	0	COPR	HORWITH	JTLX30139
11/20/06	01/08/07	000872507	18945	67,820	50,340	17,480	0	COPR	HORWITH	CHUX249
11/20/06	01/09/07	000872508	18946	68,240	49,760	18,480	0	COPR	HORWITH	NDYX316099
11/20/06	01/09/07	000872509	18947	67,460	48,780	18,680	0	COPR	HORWITH	NDYX316099
11/20/06	01/08/07	000872510	18948	66,080	51,580	14,500	0	COPR	HORWITH	CHUX249
11/20/06	01/08/07	000872511	18949	38,720	51,860	(13,140)	0	COPR	HORWITH	CHUX249
11/20/06	12/18/06	000872512	18950	21,420	50,620	(29,200)	-1	COPR	HORWITH	JTLX30147
11/20/06	12/18/06	000872513	18951	67,440	50,280	17,160	0	COPR	HORWITH	JTLX30147
11/20/06	01/09/07	000872514	18952	67,600	47,540	20,060	0	COPR	HORWITH	NDYX316121
11/20/06	12/18/06	000872515	18953	46,180	51,480	(5,300)	0	COPR	HORWITH	JTLX30147
11/20/06	01/09/07	000872516	18954	41,400	49,840	(8,440)	0	COPR	HORWITH	NDYX316121
11/20/06	12/18/06	000872517	18955	68,400	50,360	18,040	0	COPR	HORWITH	JTLX30147
11/20/06	01/09/07	000872518	18956	34,540	48,900	(14,360)	0	COPR	HORWITH	NDYX316099
11/20/06	01/08/07	000872519	18957	67,160	51,240	15,920	0	COPR	HORWITH	CHUX103
11/20/06	01/08/07	000872520	18958	67,280	51,780	15,500	0	COPR	HORWITH	CHUX103
11/21/06	01/08/07	000872521	18959	34,440	50,720	(16,280)	0	COPR	HORWITH	CHUX103
11/21/06	01/08/07	000872522	18960	34,440	50,800	(16,360)	0	COPR	HORWITH	CHUX103
11/21/06	12/18/06	000872523	18961	77,100	50,280	26,820	0	COPR	HORWITH	JTLX283
11/21/06	12/18/06	000872524	18962	69,080	49,700	19,380	0	COPR	HORWITH	JTLX283
11/21/06	12/18/06	000872525	18963	28,360	51,000	(22,640)	-1	COPR	HORWITH	JTLX283
11/21/06	01/08/07	000872527	18964	9,620	50,520	(40,900)	-4	COPR	HORWITH	CHUX215
11/21/06	12/18/06	000872528	18965	28,360	51,380	(23,020)	-1	COPR	HORWITH	JTLX283
11/21/06	01/08/07	000872529	18966	67,700	48,740	18,960	0	COPR	HORWITH	CHUX215
11/21/06	01/08/07	000872530	18967	66,980	51,000	15,980	0	COPR	HORWITH	CHUX215
11/21/06	01/08/07	000872531	18968	57,200	51,020	6,180	0	COPR	HORWITH	CHUX215

HONEYWELL SA-7 USE HAZARDOUS WASTE TRACKING (2006)										
Date Shipped	Date of Return Manifest	State Manifest	Man. Doc #	Facilty Manifest Weight (lbs)	Estimated Weight (lbs)	Manifest - Estimate (lbs)	Man. - Estimate (%)	Material	Transporter	RAILCAR #
11/21/06	12/18/06	000872532	18969	9,300	51,080	(41,780)	-4	COPR	HORWITH	JTLX263
11/21/06	12/18/06	000872533	18970	66,260	50,720	15,540	0	COPR	HORWITH	JTLX263
11/21/06	12/18/06	000872534	18971	67,920	50,720	17,200	0	COPR	HORWITH	JTLX263
11/21/06	12/18/06	000872535	18972	66,520	50,780	15,740	0	COPR	HORWITH	JTLX263
11/21/06	01/08/07	000872536	18973	65,500	50,020	15,480	0	COPR	HORWITH	CHUX217
11/21/06	01/08/07	000872537	18974	68,840	51,800	17,040	0	COPR	HORWITH	CHUX217
11/21/06	01/08/07	000872538	18975	33,280	50,640	(17,360)	-1	COPR	HORWITH	CHUX217
11/21/06	01/08/07	000872539	18976	33,280	51,080	(17,800)	-1	COPR	HORWITH	CHUX217
11/21/06	01/10/07	000872540	18977	68,260	51,860	16,400	0	COPR	HORWITH	JTLX261
11/21/06	01/10/07	000872541	18978	65,480	52,040	13,440	0	COPR	HORWITH	JTLX261
11/21/06	01/10/07	000872542	18979	33,960	50,440	(16,480)	0	COPR	HORWITH	JTLX261
11/21/06	01/10/07	000872543	18980	33,980	50,060	(16,080)	0	COPR	HORWITH	JTLX261
11/21/06	01/09/07	000872544	18981	68,460	48,940	19,520	0	COPR	HORWITH	NDYX316104
11/21/06	12/19/06	000872545	18982	57,800	50,620	7,180	0	COPR	HORWITH	JTLX30160
11/21/06	12/19/06	000872546	18983	67,640	50,200	17,440	0	COPR	HORWITH	JTLX30160
11/21/06	01/09/07	000872547	18984	68,640	48,400	20,240	0	COPR	HORWITH	NDYX316104
11/21/06	12/19/06	000872548	18985	38,440	52,960	(14,520)	0	COPR	HORWITH	JTLX30160
11/21/06	01/09/07	000872549	18986	29,040	49,960	(20,920)	-1	COPR	HORWITH	NDYX316104
11/21/06	12/19/06	000872551	18987	76,220	51,360	24,860	0	COPR	HORWITH	JTLX30112
11/21/06	12/19/06	000872553	18988	38,460	50,980	(12,520)	0	COPR	HORWITH	JTLX30160
11/21/06	12/19/06	000872554	18989	68,500	51,180	17,320	0	COPR	HORWITH	JTLX30112
11/21/06	01/09/07	000872556	18990	29,040	49,580	(20,540)	-1	COPR	HORWITH	NDYX316104
11/21/06	12/19/06	000872559	18991	34,260	50,400	(16,140)	0	COPR	HORWITH	JTLX30112
11/21/06	12/19/06	000872555	18992	51,260	51,140	120	0	COPR	HORWITH	JTLX30151
11/21/06	12/19/06	000872560	18993	34,260	50,960	(16,700)	0	COPR	HORWITH	JTLX30112
11/21/06	12/19/06	000872561	18994	67,520	50,480	17,040	0	COPR	HORWITH	JTLX30151
11/21/06	12/19/06	000872562	18995	67,580	51,560	16,020	0	COPR	HORWITH	JTLX30151
11/21/06	12/19/06	000872563	18996	19,280	51,920	(32,640)	-2	COPR	HORWITH	JTLX30151
11/21/06	12/18/06	000872564	18997	66,280	49,260	17,020	0	COPR	HORWITH	NDYX316024
11/21/06	01/10/07	000872565	18998	14,720	51,040	(36,320)	-2	COPR	HORWITH	JTLX270
11/21/06	01/10/07	000872566	18999	67,580	51,180	16,400	0	COPR	HORWITH	JTLX270
11/21/06	01/10/07	000872567	19000	66,620	51,120	15,500	0	COPR	HORWITH	JTLX270
11/21/06	01/10/07	000872568	19001	55,480	51,200	4,280	0	COPR	HORWITH	JTLX270
11/21/06	12/19/06	000872569	19002	37,260	50,700	(13,440)	0	COPR	HORWITH	CHUX125
11/21/06	12/19/06	000872570	19003	66,780	50,280	16,500	0	COPR	HORWITH	CHUX125
11/21/06	12/19/06	000872571	19004	66,260	50,280	15,980	0	COPR	HORWITH	CHUX125
11/21/06	12/18/06	000872572	19005	66,700	47,860	18,840	0	COPR	HORWITH	NDYX316024
11/21/06	12/19/06	000872573	19006	38,660	52,000	(13,340)	0	COPR	HORWITH	CHUX125
11/21/06	12/18/06	000872574	19007	25,240	49,740	(24,500)	-1	COPR	HORWITH	NDYX320343
11/21/06	12/18/06	000872575	19008	76,260	50,140	26,120	0	COPR	HORWITH	NDYX320343
11/21/06	12/18/06	000872576	19009	67,120	51,100	16,020	0	COPR	HORWITH	NDYX320343
11/21/06	12/18/06	000872577	19010	37,900	50,500	(12,600)	0	COPR	HORWITH	JTLX30103
11/21/06	12/18/06	000872578	19011	31,020	50,580	(19,560)	-1	COPR	HORWITH	NDYX320343
11/21/06	12/18/06	000872579	19012	27,500	47,920	(20,420)	-1	COPR	HORWITH	NDYX316024
11/21/06	12/18/06	000872580	19013	68,440	51,480	16,960	0	COPR	HORWITH	JTLX30103
11/21/06	12/18/06	000872581	19014	67,700	51,180	16,520	0	COPR	HORWITH	JTLX30103
11/21/06	12/18/06	000872583	19015	28,100	50,260	(22,160)	-1	COPR	HORWITH	JTLX30103
11/21/06	12/19/06	000872584	19016	10,480	49,740	(39,260)	-4	COPR	HORWITH	JTLX278
11/21/06	12/19/06	000872585	19017	76,640	52,340	24,300	0	COPR	HORWITH	JTLX278
11/21/06	12/19/06	000872586	19018	67,300	50,040	17,260	0	COPR	HORWITH	JTLX278
11/21/06	12/18/06	000872587	19019	27,500	47,640	(20,140)	-1	COPR	HORWITH	NDYX316024
11/21/06	12/19/06	000872588	19020	51,260	51,180	80	0	COPR	HORWITH	JTLX278
11/22/06	12/18/06	000872589	19021	19,940	50,540	(30,600)	-2	COPR	HORWITH	CHUX143
11/22/06	12/18/06	000872590	19022	69,740	50,140	19,600	0	COPR	HORWITH	CHUX143
11/22/06	12/18/06	000872591	19023	66,920	50,560	16,360	0	COPR	HORWITH	CHUX143
11/22/06	12/18/06	000872592	19024	22,880	49,320	(26,440)	-1	COPR	HORWITH	NDYX316168
11/22/06	12/18/06	000872593	19025	44,440	50,320	(5,880)	0	COPR	HORWITH	CHUX143
11/22/06	12/18/06	000872594	19026	67,680	49,140	18,540	0	COPR	HORWITH	NDYX316168
11/22/06	01/08/07	000872595	19027	59,900	51,540	8,360	0	COPR	HORWITH	CEFX35833
11/22/06	01/08/07	000872596	19028	69,840	50,640	19,200	0	COPR	HORWITH	CEFX35833
11/22/06	01/08/07	000872597	19029	68,460	51,580	16,880	0	COPR	HORWITH	CEFX35833
11/22/06	01/08/07	000872598	19030	6,040	51,840	(45,800)	-8	COPR	HORWITH	CEFX35833
11/22/06	01/08/07	000872599	19031	59,000	52,140	6,860	0	COPR	HORWITH	CHUX254
11/22/06	01/08/07	000872600	19032	61,060	52,160	8,900	0	COPR	HORWITH	CHUX160
11/22/06	01/09/07	000872601	19033	33,380	49,900	(16,520)	0	COPR	HORWITH	NDYX316007
11/22/06	01/08/07	000872602	19034	67,860	52,200	15,660	0	COPR	HORWITH	CHUX160
11/22/06	12/18/06	000872603	19035	67,600	47,720	19,880	0	COPR	HORWITH	NDYX316168
11/22/06	01/08/07	000872604	19036	9,600	51,120	(41,520)	-4	COPR	HORWITH	CHUX160
11/22/06	01/08/07	000872605	19037	67,820	51,700	16,120	0	COPR	HORWITH	CHUX160
11/22/06	01/08/07	000872606	19038	76,900	50,700	26,200	0	COPR	HORWITH	CHUX254
11/22/06	01/08/07	000872607	19039	34,500	50,740	(16,240)	0	COPR	HORWITH	CHUX254
11/22/06	01/08/07	000872608	19040	34,480	51,420	(16,940)	0	COPR	HORWITH	CHUX254
11/22/06	01/08/07	000872609	19041	53,600	51,100	2,500	0	COPR	HORWITH	CHUX323
11/22/06	01/08/07	000872610	19042	68,800	52,200	16,600	0	COPR	HORWITH	CHUX323

HONEYWELL SA-7 USE HAZARDOUS WASTE TRACKING (2006)										
Date Shipped	Date of Return Manifest	State Manifest	Man. Doc #	Facilty Manifest Weight (lbs)	Estimated Weight (lbs)	Manifest - Estimate (lbs)	Man. - Estimate (%)	Material	Transporter	RAILCAR #
11/22/06	01/08/07	000872611	19043	66,360	51,400	14,960	0	COPR	HORWITH	CHUX323
11/22/06	01/08/07	000872612	19044	18,280	52,400	(34,120)	-2	COPR	HORWITH	CHUX323
11/22/06	01/09/07	000872613	19045	69,160	49,140	20,020	0	COPR	HORWITH	NDYX316007
11/22/06	01/09/07	000872614	19046	76,840	48,360	28,480	0	COPR	HORWITH	NDYX316007
11/22/06	01/09/07	000872615	19047	29,200	50,000	(20,800)	-1	COPR	HORWITH	NDYX320437
11/22/06	12/18/06	000872616	19048	34,760	48,020	(13,260)	0	COPR	HORWITH	NDYX316168
11/22/06	01/09/07	000872617	19049	16,900	49,720	(32,820)	-2	COPR	HORWITH	NDYX316007
11/22/06	01/09/07	000872618	19050	67,040	51,820	15,220	0	COPR	HORWITH	NDYX320437
11/22/06	01/09/07	000872619	19051	67,620	51,180	16,440	0	COPR	HORWITH	NDYX320437
11/22/06	01/09/07	000872620	19052	45,280	51,480	(6,200)	0	COPR	HORWITH	NDYX320437
11/22/06	01/08/07	000872621	19053	49,400	52,000	(2,600)	0	COPR	HORWITH	CHUX256
11/22/06	01/08/07	000872622	19054	67,320	51,340	15,980	0	COPR	HORWITH	CHUX256
11/22/06	01/09/07	000872623	19055	18,860	49,580	(30,720)	-2	COPR	HORWITH	NDYX316194
11/22/06	01/08/07	000872624	19056	67,940	51,760	16,180	0	COPR	HORWITH	CHUX256
11/22/06	01/08/07	000872625	19057	21,580	51,060	(29,480)	-1	COPR	HORWITH	CHUX256
11/22/06	01/08/07	000872626	19058	23,540	52,060	(28,520)	-1	COPR	HORWITH	CHUX319
11/22/06	01/08/07	000872627	19059	66,620	50,780	15,840	0	COPR	HORWITH	CHUX319
11/22/06	01/08/07	000872628	19060	67,940	51,240	16,700	0	COPR	HORWITH	CHUX319
11/22/06	01/08/07	000872629	19061	48,480	52,680	(4,200)	0	COPR	HORWITH	CHUX319
11/22/06	01/09/07	000872630	19062	76,860	49,740	27,120	0	COPR	HORWITH	NDYX316194
11/22/06	01/08/07	000872631	19063	24,560	51,180	(26,620)	-1	COPR	HORWITH	CHUX223
11/22/06	01/08/07	000872632	19064	43,740	50,920	(7,180)	0	COPR	HORWITH	CHUX223
11/22/06	01/08/07	000872633	19065	69,320	50,800	18,520	0	COPR	HORWITH	CHUX223
11/22/06	01/08/07	000872634	19066	66,220	52,280	13,940	0	COPR	HORWITH	CHUX223
11/22/06	01/09/07	000872635	19067	76,380	47,580	28,800	0	COPR	HORWITH	NDYX316194
11/22/06	01/08/07	000872638	19068	76,680	50,720	25,960	0	COPR	HORWITH	CHUX216
11/22/06	01/08/07	000872639	19069	76,400	51,660	24,740	0	COPR	HORWITH	CHUX216
11/22/06	01/08/07	000872640	19070	8,640	52,140	(43,500)	-5	COPR	HORWITH	CHUX197
11/22/06	01/08/07	000872641	19071	26,100	51,880	(25,780)	-1	COPR	HORWITH	CHUX216
11/22/06	01/08/07	000872642	19072	26,100	51,480	(25,380)	-1	COPR	HORWITH	CHUX216
11/22/06	01/09/07	000872643	19073	22,960	49,320	(26,360)	-1	COPR	HORWITH	NDYX316194
11/22/06	01/08/07	000872644	19074	66,960	50,320	16,640	0	COPR	HORWITH	CHUX197
11/22/06	01/08/07	000872645	19075	68,360	50,840	17,520	0	COPR	HORWITH	CHUX197
11/22/06	01/08/07	000872646	19076	7,660	50,240	(42,580)	-6	COPR	HORWITH	CHUX320
11/22/06	01/08/07	000872647	19077	62,760	50,940	11,820	0	COPR	HORWITH	CHUX197
11/22/06	01/08/07	000872648	19078	57,760	50,440	7,320	0	COPR	HORWITH	CHUX320
11/22/06	01/08/07	000872649	19079	36,920	50,740	(13,820)	0	COPR	HORWITH	CHUX318
11/22/06	01/08/07	000872650	19080	68,560	50,100	18,460	0	COPR	HORWITH	CHUX320
11/22/06	01/08/07	000872651	19081	67,300	50,760	16,540	0	COPR	HORWITH	CHUX320
11/27/06	01/09/07	000870744	19082	49,320	50,140	(820)	0	COPR	HORWITH	DJLX98519
11/27/06	01/09/07	000872652	19083	76,160	52,200	23,960	0	COPR	HORWITH	DJLX98519
11/27/06	01/09/07	000872653	19084	68,420	50,660	17,760	0	COPR	HORWITH	DJLX98519
11/27/06	01/09/07	000872654	19085	9,240	49,900	(40,660)	-4	COPR	HORWITH	DJLX98519
11/27/06	01/08/07	000872655	19086	25,340	52,040	(26,700)	-1	COPR	HORWITH	CHUX325
11/27/06	01/08/07	000872656	19087	75,940	50,040	25,900	0	COPR	HORWITH	CHUX325
11/27/06	01/08/07	000872657	19088	66,680	49,100	17,580	0	COPR	HORWITH	CHUX325
11/27/06	01/08/07	000872658	19089	67,720	47,000	20,720	0	COPR	HORWITH	CHUX318
11/27/06	01/08/07	000872659	19090	31,440	49,900	(18,460)	-1	COPR	HORWITH	CHUX325
11/27/06	01/08/07	000872660	19091	68,220	50,980	17,240	0	COPR	HORWITH	CHUX318
11/27/06	01/08/07	000872661	19092	26,040	49,900	(23,860)	-1	COPR	HORWITH	CHUX318
11/27/06	01/09/07	000872662	19093	40,720	50,120	(9,400)	0	COPR	HORWITH	HLMX1149
11/27/06	01/09/07	000872663	19094	76,860	51,340	25,520	0	COPR	HORWITH	HLMX1149
11/27/06	01/09/07	000872664	19095	68,160	50,260	17,900	0	COPR	HORWITH	HLMX1149
11/27/06	01/09/07	000872665	19096	18,240	50,340	(32,100)	-2	COPR	HORWITH	HLMX1149
11/27/06	01/08/07	000872666	19097	57,760	49,000	8,760	0	COPR	HORWITH	MHFX5676
11/27/06	01/08/07	000872667	19098	38,320	50,880	(12,560)	0	COPR	HORWITH	MHFX5676
11/27/06	01/08/07	000872668	19099	67,280	47,540	19,740	0	COPR	HORWITH	MHFX5676
11/27/06	01/08/07	000872669	19100	38,320	49,520	(11,200)	0	COPR	HORWITH	MHFX5676
11/27/06	01/08/07	000872670	19101	68,820	50,580	18,240	0	COPR	HORWITH	CEFX33390
11/27/06	01/08/07	000872671	19102	66,320	50,940	15,380	0	COPR	HORWITH	CEFX33390
11/27/06	01/08/07	000872672	19103	33,600	51,160	(17,560)	-1	COPR	HORWITH	CEFX33390
11/27/06	01/08/07	000872673	19104	33,600	52,320	(18,720)	-1	COPR	HORWITH	CEFX33390
11/27/06	01/08/07	000872674	19105	52,580	50,120	2,460	0	COPR	HORWITH	CEFX32118
11/27/06	01/08/07	000872675	19106	66,860	50,260	16,600	0	COPR	HORWITH	CEFX32118
11/27/06	01/08/07	000872676	19107	68,020	50,240	17,780	0	COPR	HORWITH	CEFX32118
11/27/06	01/09/07	000872677	19108	37,060	49,280	(12,220)	0	COPR	HORWITH	NDYX316241
11/27/06	01/09/07	000872678	19109	66,300	48,800	17,500	0	COPR	HORWITH	NDYX316241
11/27/06	01/09/07	000872679	19110	67,160	49,920	17,240	0	COPR	HORWITH	NDYX316241
11/27/06	01/08/07	000872680	19111	14,800	51,120	(36,320)	-2	COPR	HORWITH	CEFX32118
11/27/06	01/10/07	000872681	19112	34,340	51,840	(17,500)	-1	COPR	HORWITH	JTLX30172
11/27/06	01/09/07	000872682	19113	29,240	49,780	(20,540)	-1	COPR	HORWITH	NDYX316241
11/27/06	01/10/07	000872683	19114	76,820	49,920	26,900	0	COPR	HORWITH	JTLX30172
11/27/06	01/10/07	000872684	19115	76,260	51,300	24,960	0	COPR	HORWITH	JTLX30172
11/27/06	01/10/07	000872685	19116	18,240	51,500	(33,260)	-2	COPR	HORWITH	JTLX30172

HONEYWELL SA-7 USE HAZARDOUS WASTE TRACKING (2006)										
Date Shipped	Date of Return Manifest	State Manifest	Man. Doc #	Facilty Manifest Weight (lbs)	Estimated Weight (lbs)	Manifest - Estimate (lbs)	Man. - Estimate (%)	Material	Transporter	RAILCAR #
11/27/06	01/09/07	000872686	19117	62,300	50,160	12,140	0	COPR	HORWITH	DJLX98531
11/27/06	01/09/07	000872687	19118	38,140	51,860	(13,720)	0	COPR	HORWITH	DJLX98531
11/27/06	01/09/07	000872688	19119	76,240	50,020	26,220	0	COPR	HORWITH	DJLX98531
11/27/06	01/09/07	000872689	19120	26,620	51,720	(25,100)	-1	COPR	HORWITH	DJLX98531
11/27/06	01/10/07	000872690	19121	20,020	51,200	(31,180)	-2	COPR	HORWITH	JTLX266
11/27/06	01/10/07	000872691	19122	76,980	50,360	26,620	0	COPR	HORWITH	JTLX266
11/27/06	01/09/07	000872694	19123	18,080	48,980	(30,900)	-2	COPR	HORWITH	NDYX316047
11/27/06	01/10/07	000872695	19124	29,960	50,500	(20,540)	-1	COPR	HORWITH	JTLX266
11/27/06	01/10/07	000872696	19125	76,340	51,000	25,340	0	COPR	HORWITH	JTLX266
11/27/06	01/10/07	000872697	19126	18,340	49,960	(31,620)	-2	COPR	HORWITH	JTLX4051
11/27/06	01/09/07	000872698	19127	66,020	48,960	17,060	0	COPR	HORWITH	NDYX316047
11/27/06	01/10/07	000872699	19128	62,060	50,940	11,120	0	COPR	HORWITH	JTLX4051
11/27/06	01/10/07	000872700	19129	67,540	50,180	17,360	0	COPR	HORWITH	JTLX4051
11/27/06	01/10/07	000872701	19130	54,700	50,540	4,160	0	COPR	HORWITH	JTLX4051
11/27/06	01/10/07	000872702	19131	67,640	50,420	17,220	0	COPR	HORWITH	JTLX30114
11/27/06	01/10/07	000872703	19132	77,420	50,760	26,660	0	COPR	HORWITH	JTLX30114
11/27/06	01/10/07	000872704	19133	29,040	50,820	(21,780)	-1	COPR	HORWITH	JTLX30114
11/27/06	01/10/07	000872705	19134	29,040	50,960	(21,920)	-1	COPR	HORWITH	JTLX30114
11/27/06	01/31/07	000872706	19135	16,080	51,000	(34,920)	-2	COPR	HORWITH	CEFX33449
11/27/06	01/31/07	000872707	19136	67,820	51,040	16,780	0	COPR	HORWITH	CEFX33449
11/27/06	01/31/07	000872708	19137	68,720	51,080	17,640	0	COPR	HORWITH	CEFX33449
11/27/06	01/31/07	000872709	19138	48,880	50,520	(1,640)	0	COPR	HORWITH	CEFX33449
11/27/06	01/10/07	000872710	19139	75,900	50,640	25,260	0	COPR	HORWITH	JTLX30148
11/27/06	01/10/07	000872711	19140	13,680	51,220	(37,540)	-3	COPR	HORWITH	JTLX30148
11/27/06	01/10/07	000872712	19141	67,440	51,020	16,420	0	COPR	HORWITH	JTLX30148
11/27/06	01/09/07	000872713	19142	67,020	49,420	17,600	0	COPR	HORWITH	NDYX316047
11/27/06	01/10/07	000872714	19143	48,900	52,500	(3,600)	0	COPR	HORWITH	JTLX30148
11/27/06	01/09/07	000872715	19144	46,700	50,480	(3,780)	0	COPR	HORWITH	NDYX316047
11/27/06	01/08/07	000872716	19145	56,860	50,580	6,280	0	COPR	HORWITH	CHUX322
11/28/06	01/08/07	000872717	19146	45,340	50,260	(4,920)	0	COPR	HORWITH	CHUX119
11/28/06	01/08/07	000872718	19147	67,480	50,600	16,880	0	COPR	HORWITH	CHUX119
11/28/06	01/08/07	000872719	19148	66,740	50,900	15,840	0	COPR	HORWITH	CHUX119
11/28/06	01/08/07	000872720	19149	22,720	50,960	(28,240)	-1	COPR	HORWITH	CHUX119
11/28/06	01/08/07	000872721	19150	44,080	51,160	(7,080)	0	COPR	HORWITH	CEFX35845
11/28/06	01/08/07	000872722	19151	68,720	51,440	17,280	0	COPR	HORWITH	CEFX35845
11/28/06	01/08/07	000872723	19152	67,460	50,140	17,320	0	COPR	HORWITH	CEFX35845
11/28/06	01/08/07	000872724	19153	22,000	51,500	(29,500)	-1	COPR	HORWITH	CEFX35845
11/28/06	01/08/07	000872725	19154	44,680	50,500	(5,820)	0	COPR	HORWITH	CHUX207
11/28/06	01/08/07	000872726	19155	68,280	51,400	16,880	0	COPR	HORWITH	CHUX207
11/28/06	01/08/07	000872727	19156	67,560	51,820	15,740	0	COPR	HORWITH	CHUX207
11/28/06	01/09/07	000872728	19157	68,000	48,700	19,300	0	COPR	HORWITH	NDYX316237
11/28/06	01/09/07	000872729	19158	43,220	49,300	(6,080)	0	COPR	HORWITH	NDYX316237
11/28/06	01/08/07	000872730	19159	24,000	51,880	(27,880)	-1	COPR	HORWITH	CHUX207
11/28/06	01/10/07	000872731	19160	42,680	51,220	(8,540)	0	COPR	HORWITH	JTLX30107
11/28/06	01/10/07	000872732	19161	76,340	50,880	25,460	0	COPR	HORWITH	JTLX30107
11/28/06	01/10/07	000872733	19162	68,100	51,240	16,860	0	COPR	HORWITH	JTLX30107
11/28/06	01/10/07	000872734	19163	14,400	50,560	(36,160)	-3	COPR	HORWITH	JTLX30107
11/28/06	01/10/07	000872735	19164	54,200	50,100	4,100	0	COPR	HORWITH	JTLX152
11/28/06	01/10/07	000872736	19165	68,620	50,220	18,400	0	COPR	HORWITH	JTLX152
11/28/06	01/10/07	000872737	19166	68,280	49,680	18,600	0	COPR	HORWITH	JTLX152
11/28/06	01/10/07	000872738	19167	10,800	49,700	(38,900)	-4	COPR	HORWITH	JTLX152
11/28/06	01/09/07	000872739	19168	66,380	48,480	17,900	0	COPR	HORWITH	NDYX316237
11/28/06	01/08/07	000872740	19169	56,680	50,340	6,340	0	COPR	HORWITH	CEFX35241
11/28/06	01/08/07	000872741	19170	7,400	50,280	(42,880)	-6	COPR	HORWITH	CEFX35241
11/28/06	01/08/07	000872742	19171	68,060	49,980	18,080	0	COPR	HORWITH	CEFX35241
11/28/06	01/08/07	000872743	19172	66,860	50,080	16,780	0	COPR	HORWITH	CEFX35241
11/28/06	01/08/07	000872744	19173	67,060	50,560	16,500	0	COPR	HORWITH	CHUX322
11/28/06	01/08/07	000872745	19174	67,260	50,680	16,580	0	COPR	HORWITH	CHUX322
11/28/06	01/09/07	000872746	19175	18,120	49,140	(31,020)	-2	COPR	HORWITH	NDYX316237
11/28/06	01/08/07	000872747	19176	10,160	49,540	(39,380)	-4	COPR	HORWITH	CHUX322
11/28/06	01/08/07	000872748	19177	61,100	51,440	9,660	0	COPR	HORWITH	CHUX193
11/28/06	01/08/07	000872749	19178	68,080	50,640	17,440	0	COPR	HORWITH	CHUX193
11/28/06	01/08/07	000872750	19179	6,760	51,300	(44,540)	-7	COPR	HORWITH	CHUX193
11/28/06	01/08/07	000872751	19180	67,700	49,380	18,320	0	COPR	HORWITH	CHUX193
11/28/06	01/08/07	000872752	19181	29,760	49,980	(20,220)	-1	COPR	HORWITH	CHUX233
11/28/06	01/08/07	000872753	19182	67,020	51,200	15,820	0	COPR	HORWITH	CHUX233
11/28/06	01/08/07	000872754	19183	76,000	52,300	23,700	0	COPR	HORWITH	CHUX233
11/28/06	01/08/07	000872755	19184	31,580	51,460	(19,880)	-1	COPR	HORWITH	CHUX233
11/28/06	01/08/07	000872756	19185	21,500	52,100	(30,600)	-1	COPR	HORWITH	CHUX321
11/28/06	01/08/07	000872757	19186	63,440	52,760	10,680	0	COPR	HORWITH	CHUX321
11/28/06	01/08/07	000872758	19187	46,540	51,960	(5,420)	0	COPR	HORWITH	CHUX321
11/28/06	01/08/07	000872759	19188	68,260	52,740	15,520	0	COPR	HORWITH	CHUX144
11/28/06	01/08/07	000872760	19189	77,700	50,760	26,940	0	COPR	HORWITH	CHUX321
11/28/06	01/08/07	000872761	19190	28,080	51,180	(23,100)	-1	COPR	HORWITH	CHUX144

Honeywell

HONEYWELL SA-7 USE HAZARDOUS WASTE TRACKING (2006)										
Date Shipped	Date of Return Manifest	State Manifest	Man. Doc #	Facilty Manifest Weight (lbs)	Estimated Weight (lbs)	Manifest - Estimate (lbs)	Man. - Estimate (%)	Material	Transporter	RAILCAR #
11/28/06	01/10/07	000872762	19191	76,960	49,780	27,180	0	COPR	HORWITH	JTLX30123
11/28/06	01/08/07	000872763	19192	66,200	51,520	14,680	0	COPR	HORWITH	CHUX144
11/28/06	01/08/07	000872764	19193	45,660	51,640	(5,980)	0	COPR	HORWITH	CHUX144
11/28/06	01/09/07	000872765	19194	9,980	49,680	(39,700)	-4	COPR	HORWITH	NDYX320335
11/28/06	01/09/07	000872766	19195	63,320	48,280	15,040	0	COPR	HORWITH	NDYX316130
11/28/06	01/09/07	000872767	19196	76,140	49,520	26,620	0	COPR	HORWITH	NDYX320335
11/28/06	01/09/07	000872768	19197	66,960	49,440	17,520	0	COPR	HORWITH	NDYX320335
11/28/06	01/09/07	000872769	19198	47,800	50,620	(2,820)	0	COPR	HORWITH	NDYX320335
11/28/06	01/10/07	000872770	19199	53,300	50,460	2,840	0	COPR	HORWITH	JTLX30123
11/28/06	01/10/07	000872771	19200	67,240	49,500	17,740	0	COPR	HORWITH	JTLX30123
11/28/06	01/10/07	000872772	19201	6,120	51,220	(45,100)	-7	COPR	HORWITH	JTLX30123
11/28/06	01/08/07	000872773	19202	68,540	49,920	18,620	0	COPR	HORWITH	CHUX203
11/28/06	01/08/07	000872774	19203	39,940	48,760	(8,820)	0	COPR	HORWITH	CHUX203
11/28/06	01/08/07	000872775	19204	67,120	50,400	16,720	0	COPR	HORWITH	CHUX203
11/28/06	01/08/07	000872776	19205	23,880	49,020	(25,140)	-1	COPR	HORWITH	CHUX203
11/28/06	01/10/07	000872777	19206	59,920	51,000	8,920	0	COPR	HORWITH	JTLX30128
11/28/06	01/10/07	000872778	19207	66,360	49,540	16,820	0	COPR	HORWITH	JTLX30128
11/28/06	01/10/07	000872779	19208	67,660	52,240	15,420	0	COPR	HORWITH	JTLX30128
11/28/06	01/10/07	000872780	19209	9,500	50,180	(40,680)	-4	COPR	HORWITH	JTLX30128
11/29/06	01/10/07	000872781	19210	68,340	50,360	17,980	0	COPR	HORWITH	JTLX30117
11/29/06	01/10/07	000872782	19211	76,340	50,520	25,820	0	COPR	HORWITH	JTLX30117
11/29/06	01/10/07	000872783	19212	30,560	51,600	(21,040)	-1	COPR	HORWITH	JTLX30117
11/29/06	01/09/07	000872784	19213	33,680	49,520	(15,840)	0	COPR	HORWITH	NDYX316130
11/29/06	01/09/07	000872785	19214	66,600	49,860	16,740	0	COPR	HORWITH	NDYX316130
11/29/06	01/09/07	000872786	19215	33,680	49,780	(16,100)	0	COPR	HORWITH	NDYX316130
11/29/06	01/10/07	000872787	19216	30,540	52,400	(21,860)	-1	COPR	HORWITH	JTLX30117
11/29/06	01/10/07	000872788	19217	15,260	52,320	(37,060)	-2	COPR	HORWITH	JTLX257
11/29/06	01/10/07	000872789	19218	68,320	49,800	18,520	0	COPR	HORWITH	JTLX257
11/29/06	01/10/07	000872790	19219	67,980	51,300	16,680	0	COPR	HORWITH	JTLX257
11/29/06	01/10/07	000872791	19220	55,040	52,700	2,340	0	COPR	HORWITH	JTLX257
11/29/06	01/08/07	000872792	19221	37,260	52,240	(14,980)	0	COPR	HORWITH	CHUX239
11/29/06	01/08/07	000872793	19222	68,820	51,180	17,640	0	COPR	HORWITH	CHUX239
11/29/06	01/08/07	000872794	19223	66,540	52,180	14,360	0	COPR	HORWITH	CHUX239
11/29/06	01/08/07	000872795	19224	34,160	50,680	(16,520)	0	COPR	HORWITH	CHUX239
11/29/06	01/08/07	000872796	19225	24,840	52,260	(27,420)	-1	COPR	HORWITH	CEFX35802
11/29/06	01/08/07	000872797	19226	66,360	50,820	15,540	0	COPR	HORWITH	CEFX35802
11/29/06	01/08/07	000872798	19227	68,180	49,840	18,340	0	COPR	HORWITH	CEFX35802
11/29/06	01/08/07	000872799	19228	44,980	51,380	(6,400)	0	COPR	HORWITH	CEFX35802
11/29/06	01/08/07	000872800	19229	22,140	51,460	(29,320)	-1	COPR	HORWITH	CHUX244
11/29/06	01/09/07	000872801	19230	13,760	49,420	(35,660)	-3	COPR	HORWITH	NDYX316143
11/29/06	01/09/07	000872802	19231	68,680	49,340	19,340	0	COPR	HORWITH	NDYX316143
11/29/06	01/09/07	000872803	19232	76,920	48,880	28,040	0	COPR	HORWITH	NDYX316143
11/29/06	01/08/07	000872804	19233	67,680	49,540	18,140	0	COPR	HORWITH	CHUX244
11/29/06	01/08/07	000872805	19234	66,200	52,560	13,640	0	COPR	HORWITH	CHUX244
11/29/06	01/08/07	000872806	19235	49,160	51,260	(2,100)	0	COPR	HORWITH	CHUX244
11/29/06	01/08/07	000872807	19236	27,700	50,640	(22,940)	-1	COPR	HORWITH	CEFX35852
11/29/06	01/08/07	000872808	19237	67,260	50,560	16,700	0	COPR	HORWITH	CEFX35852
11/29/06	01/08/07	000872809	19238	68,000	52,460	15,540	0	COPR	HORWITH	CEFX35852
11/29/06	01/08/07	000872810	19239	41,380	50,360	(8,980)	0	COPR	HORWITH	CEFX35852
11/29/06	01/09/07	000872811	19240	38,800	49,140	(10,340)	0	COPR	HORWITH	NDYX316143
11/29/06	01/10/07	000872812	19241	25,360	51,540	(26,180)	-1	COPR	HORWITH	JTLX234
11/29/06	01/10/07	000872813	19242	67,800	50,320	17,480	0	COPR	HORWITH	JTLX234
11/29/06	01/10/07	000872814	19243	75,700	51,240	24,460	0	COPR	HORWITH	JTLX234
11/29/06	01/10/07	000872815	19244	37,040	51,380	(14,340)	0	COPR	HORWITH	JTLX234
11/29/06	01/10/07	000872816	19245	12,220	52,120	(39,900)	-3	COPR	HORWITH	JTLX30144
11/29/06	01/10/07	000872817	19246	75,980	50,440	25,540	0	COPR	HORWITH	JTLX30144
11/29/06	01/10/07	000872818	19247	68,340	51,900	16,440	0	COPR	HORWITH	JTLX30144
11/29/06	01/10/07	000872819	19248	49,240	51,720	(2,480)	0	COPR	HORWITH	JTLX30144
11/29/06	01/08/07	000872820	19249	9,400	53,000	(43,600)	-5	COPR	HORWITH	CEFX35246
11/29/06	01/08/07	000872821	19250	67,080	52,800	14,280	0	COPR	HORWITH	CEFX35246
11/29/06	01/08/07	000872822	19251	68,440	51,200	17,240	0	COPR	HORWITH	CEFX35246
11/29/06	01/08/07	000872823	19252	64,180	50,560	13,620	0	COPR	HORWITH	CEFX35246
11/29/06	01/10/07	000872824	19253	77,000	51,980	25,020	0	COPR	HORWITH	JTLX30168
11/29/06	01/10/07	000872825	19254	67,320	52,000	15,320	0	COPR	HORWITH	JTLX30168
11/29/06	01/10/07	000872826	19255	28,900	51,900	(23,000)	-1	COPR	HORWITH	JTLX30168
11/29/06	01/10/07	000872827	19256	28,880	51,540	(22,660)	-1	COPR	HORWITH	JTLX30168
11/29/06	01/10/07	000872828	19257	66,780	51,080	15,700	0	COPR	HORWITH	JTLX30100
11/29/06	01/31/07	000872829	19258	51,480	50,420	1,060	0	COPR	HORWITH	NDYX316098
11/29/06	01/31/07	000872830	19259	66,920	49,680	17,240	0	COPR	HORWITH	NDYX316098
11/29/06	01/31/07	000872831	19260	38,280	49,940	(11,660)	0	COPR	HORWITH	NDYX316098
11/29/06	01/31/07	000872832	19261	38,300	50,060	(11,760)	0	COPR	HORWITH	NDYX316098
11/29/06	01/10/07	000872833	19262	75,920	50,780	25,140	0	COPR	HORWITH	JTLX30100
11/29/06	01/09/07	000872834	19263	11,300	49,280	(37,980)	-3	COPR	HORWITH	NDYX316144
11/29/06	01/09/07	000872835	19264	68,360	49,900	18,460	0	COPR	HORWITH	NDYX316144

Honeywell

HONEYWELL SA-7 USE HAZARDOUS WASTE TRACKING (2006)										
Date Shipped	Date of Return Manifest	State Manifest	Man. Doc #	Facilty Manifest Weight (lbs)	Estimated Weight (lbs)	Manifest - Estimate (lbs)	Man. - Estimate (%)	Material	Transporter	RAILCAR #
11/29/06	01/10/07	000872836	19265	34,080	50,800	(16,720)	0	COPR	HORWITH	JTLX30100
11/29/06	01/09/07	000872837	19266	44,980	50,760	(5,780)	0	COPR	HORWITH	NDYX316016
11/29/06	01/10/07	000872838	19267	34,060	50,960	(16,900)	0	COPR	HORWITH	JTLX30100
11/29/06	01/10/07	000872839	19268	18,180	51,040	(32,860)	-2	COPR	HORWITH	JTLX130
11/29/06	01/09/07	000872840	19269	67,280	50,580	16,700	0	COPR	HORWITH	NDYX316144
11/29/06	01/09/07	000872841	19270	50,760	48,940	1,820	0	COPR	HORWITH	NDYX316144
11/29/06	01/10/07	000872842	19271	66,960	51,240	15,720	0	COPR	HORWITH	JTLX130
11/29/06	01/10/07	000872843	19272	65,000	51,680	13,320	0	COPR	HORWITH	JTLX130
11/29/06	01/10/07	000872844	19273	55,200	52,140	3,060	0	COPR	HORWITH	JTLX130
11/30/06	01/08/07	000872845	19274	47,700	50,240	(2,540)	0	COPR	HORWITH	CEFX33511
11/30/06	01/08/07	000872846	19275	75,540	52,140	23,400	0	COPR	HORWITH	CEFX33511
11/30/06	01/08/07	000872847	19276	67,840	49,720	18,120	0	COPR	HORWITH	CEFX33511
11/30/06	01/08/07	000872848	19277	14,020	51,160	(37,140)	-3	COPR	HORWITH	CEFX33511
11/30/06	01/08/07	000872849	19278	52,780	50,960	1,820	0	COPR	HORWITH	CEFX35823
11/30/06	01/08/07	000872850	19279	65,840	51,200	14,640	0	COPR	HORWITH	CEFX35823
11/30/06	01/09/07	000872851	19280	66,400	49,600	16,800	0	COPR	HORWITH	NDYX316016
11/30/06	01/08/07	000872852	19281	66,340	50,080	16,260	0	COPR	HORWITH	CEFX35823
11/30/06	01/09/07	000872853	19282	65,900	49,660	16,240	0	COPR	HORWITH	NDYX316016
11/30/06	01/08/07	000872854	19283	19,620	52,840	(33,220)	-2	COPR	HORWITH	CEFX35823
11/30/06	01/08/07	000870745	19284	48,040	50,940	(2,900)	0	COPR	HORWITH	CHUX181
11/30/06	01/08/07	000870746	19285	75,980	50,480	25,500	0	COPR	HORWITH	CHUX181
11/30/06	01/08/07	000870747	19286	68,520	50,220	18,300	0	COPR	HORWITH	CHUX181
11/30/06	01/08/07	000872856	19287	63,540	50,060	13,480	0	COPR	HORWITH	CHUX222
11/30/06	01/08/07	000872857	19288	12,100	52,500	(40,400)	-3	COPR	HORWITH	CHUX181
11/30/06	01/09/07	000872858	19289	19,480	47,480	(28,000)	-1	COPR	HORWITH	NDYX316016
11/30/06	01/08/07	000872859	19290	68,840	50,640	18,200	0	COPR	HORWITH	CHUX222
11/30/06	01/09/07	000872860	19291	48,360	49,280	(920)	0	COPR	HORWITH	NDYX316192
11/30/06	01/08/07	000872861	19292	67,300	50,900	16,400	0	COPR	HORWITH	CHUX222
11/30/06	01/09/07	000872862	19293	66,160	48,840	17,320	0	COPR	HORWITH	NDYX316192
11/30/06	01/09/07	000872863	19294	65,940	49,020	16,920	0	COPR	HORWITH	NDYX316192
11/30/06	01/08/07	000872864	19295	2,640	50,220	(47,580)	-18	COPR	HORWITH	CHUX222
11/30/06	01/08/07	000872865	19296	53,160	51,260	1,900	0	COPR	HORWITH	CHUX128
11/30/06	01/09/07	000872866	19297	14,620	47,540	(32,920)	-2	COPR	HORWITH	NDYX316192
11/30/06	01/08/07	000872867	19298	76,640	50,220	26,420	0	COPR	HORWITH	CHUX128
11/30/06	01/08/07	000872868	19299	33,560	49,080	(15,520)	0	COPR	HORWITH	CHUX128
11/30/06	01/08/07	000872869	19300	33,580	47,340	(13,760)	0	COPR	HORWITH	CHUX128
11/30/06	01/08/07	000872870	19301	63,580	52,040	11,540	0	COPR	HORWITH	CHUX166
11/30/06	01/08/07	000872871	19302	76,500	51,000	25,500	0	COPR	HORWITH	CHUX166
11/30/06	01/08/07	000872872	19303	33,120	50,340	(17,220)	-1	COPR	HORWITH	CHUX166
11/30/06	01/08/07	000872873	19304	33,120	47,560	(14,440)	0	COPR	HORWITH	CHUX166
11/30/06	01/08/07	000872874	19305	66,640	52,500	14,140	0	COPR	HORWITH	CHUX182
11/30/06	01/08/07	000872875	19306	51,840	51,500	340	0	COPR	HORWITH	CHUX182
11/30/06	01/08/07	000872876	19307	67,300	50,940	16,360	0	COPR	HORWITH	CHUX182
11/30/06	01/08/07	000872877	19308	19,720	50,380	(30,660)	-2	COPR	HORWITH	CHUX182
11/30/06	01/08/07	000872878	19309	53,640	50,380	3,260	0	COPR	HORWITH	CEFX33422
11/30/06	01/08/07	000872879	19310	67,340	52,300	15,040	0	COPR	HORWITH	CEFX33422
11/30/06	01/08/07	000872880	19311	66,620	51,480	15,140	0	COPR	HORWITH	CEFX33422
11/30/06	01/08/07	000872881	19312	58,360	50,880	7,480	0	COPR	HORWITH	MHFX5709
11/30/06	01/08/07	000872882	19313	15,700	49,800	(34,100)	-2	COPR	HORWITH	CEFX33422
11/30/06	01/08/07	000872883	19314	66,500	50,360	16,140	0	COPR	HORWITH	MHFX5709
11/30/06	01/08/07	000872884	19315	68,420	52,960	15,460	0	COPR	HORWITH	MHFX5709
11/30/06	01/08/07	000872885	19316	13,400	51,480	(38,080)	-3	COPR	HORWITH	MHFX5709
11/30/06	01/08/07	000872886	19317	67,020	52,220	14,800	0	COPR	HORWITH	CEFX31031
11/30/06	01/08/07	000872887	19318	7,400	51,360	(43,960)	-6	COPR	HORWITH	CEFX31031
11/30/06	01/08/07	000872888	19319	68,860	51,440	17,420	0	COPR	HORWITH	CEFX31031
11/30/06	01/08/07	000872889	19320	66,980	50,440	16,540	0	COPR	HORWITH	CEFX31031
11/30/06	01/08/07	000872890	19321	59,880	51,180	8,700	0	COPR	HORWITH	CHUX250
11/30/06	01/08/07	000872891	19322	68,660	50,760	17,900	0	COPR	HORWITH	CHUX250
11/30/06	01/08/07	000872892	19323	33,780	47,320	(13,540)	0	COPR	HORWITH	CHUX250
11/30/06	01/08/07	000872893	19324	33,760	50,600	(16,840)	0	COPR	HORWITH	CHUX250
11/30/06	01/10/07	000872894	19325	68,000	50,180	17,820	0	COPR	HORWITH	JTLX30140
11/30/06	01/10/07	000872895	19326	66,780	51,080	15,700	0	COPR	HORWITH	JTLX30140
11/30/06	01/10/07	000872896	19327	33,060	50,780	(17,720)	-1	COPR	HORWITH	JTLX30140
11/30/06	01/10/07	000872897	19328	33,820	51,540	(17,720)	-1	COPR	HORWITH	JTLX30140
11/30/06	01/10/07	000872898	19329	36,680	50,460	(13,780)	0	COPR	HORWITH	JTLX127
11/30/06	01/10/07	000872899	19330	65,920	49,360	16,560	0	COPR	HORWITH	JTLX127
11/30/06	01/10/07	000872900	19331	66,580	45,840	20,740	0	COPR	HORWITH	JTLX127
11/30/06	01/10/07	000872901	19332	22,160	50,260	(28,100)	-1	COPR	HORWITH	JTLX127
11/30/06	01/10/07	000872902	19333	46,000	50,520	(4,520)	0	COPR	HORWITH	JTLX30165
11/30/06	01/10/07	000872903	19334	66,420	49,660	16,760	0	COPR	HORWITH	JTLX30165
11/30/06	01/10/07	000872904	19335	30,000	52,740	(22,740)	-1	COPR	HORWITH	JTLX30165
11/30/06	01/10/07	000872905	19336	67,200	51,120	16,080	0	COPR	HORWITH	JTLX30165

02/11/88	**SITE TONS (Month)**	**NOV SUB-TOTAL:**	64,361,840	64,368,780	(6,940)	-0.01%

Honeywell

HONEYWELL SA-7 USE HAZARDOUS WASTE TRACKING (2006)										
Date Shipped	**Date of Return Manifest**	**State Manifest**	**Man. Doc #**	**Facilty Manifest Weight (lbs)**	**Estimated Weight (lbs)**	**Manifest - Estimate (lbs)**	**Man. - Estimate (%)**	**Material**	**Transporter**	**RAILCAR #**
06/24/44	**TONS (Site)**	**CUMULATIVE TOTAL:**		449,376,300	470,787,900	(21,411,600)	-4.76%			
03/04/15	**TONS (Facility)**	**CUMULATIVE TOTAL:**		449,376,300	470,161,940	(20,785,640)	-4.63%			
12/01/06	01/10/07	000872906	19337	70,280	52,020	18,260	0	COPR	HORWITH	JTLX30120
12/01/06	01/10/07	000872907	19338	67,200	51,160	16,040	0	COPR	HORWITH	JTLX30120
12/01/06	01/10/07	000872908	19339	32,060	48,060	(16,000)	0	COPR	HORWITH	JTLX30120
12/01/06	01/10/07	000872909	19340	32,820	51,080	(18,260)	-1	COPR	HORWITH	JTLX30120
12/01/06	01/08/07	000872910	19341	67,760	50,720	17,040	0	COPR	HORWITH	CHUX257
12/01/06	01/08/07	000872911	19342	11,440	50,200	(38,760)	-3	COPR	HORWITH	CHUX257
12/01/06	01/08/07	000872912	19343	66,160	50,200	15,960	0	COPR	HORWITH	CHUX257
12/01/06	01/08/07	000872913	19344	63,520	51,400	12,120	0	COPR	HORWITH	CHUX257
12/01/06	01/08/07	000872914	19345	63,100	51,240	11,860	0	COPR	HORWITH	CHUX258
12/01/06	01/08/07	000872915	19346	77,040	51,940	25,100	0	COPR	HORWITH	CHUX258
12/01/06	01/08/07	000872916	19347	29,660	51,520	(21,860)	-1	COPR	HORWITH	CHUX258
12/01/06	01/08/07	000872917	19348	29,660	49,660	(20,000)	-1	COPR	HORWITH	CHUX258
12/01/06	01/08/07	000872918	19349	16,740	50,960	(34,220)	-2	COPR	HORWITH	CHUX195
12/01/06	01/08/07	000872919	19350	75,760	50,960	24,800	0	COPR	HORWITH	CHUX195
12/01/06	01/08/07	000872920	19351	68,020	49,140	18,880	0	COPR	HORWITH	CHUX195
12/01/06	01/08/07	000872921	19352	43,700	51,780	(8,080)	0	COPR	HORWITH	CHUX195
12/01/06	01/08/07	000872922	19353	52,440	51,780	660	0	COPR	HORWITH	CHUX154
12/01/06	01/08/07	000872923	19354	67,480	51,420	16,060	0	COPR	HORWITH	CHUX154
12/01/06	01/08/07	000872924	19355	68,040	51,740	16,300	0	COPR	HORWITH	CHUX154
12/01/06	01/08/07	000872925	19356	18,800	49,280	(30,480)	-2	COPR	HORWITH	CHUX154
12/01/06	01/08/07	000872926	19357	23,520	49,360	(25,840)	-1	COPR	HORWITH	CHUX164
12/01/06	01/08/07	000872927	19358	66,960	49,100	17,860	0	COPR	HORWITH	CHUX164
12/01/06	01/08/07	000872928	19359	66,460	49,020	17,440	0	COPR	HORWITH	CHUX164
12/01/06	01/08/07	000872929	19360	40,220	49,580	(9,360)	0	COPR	HORWITH	CHUX164
12/01/06	01/08/07	000872930	19361	27,940	51,420	(23,480)	-1	COPR	HORWITH	CHUX260
12/01/06	01/08/07	000872931	19362	76,140	49,380	26,760	0	COPR	HORWITH	CHUX260
12/01/06	01/08/07	000872932	19363	75,820	49,880	25,940	0	COPR	HORWITH	CHUX260
12/01/06	01/08/07	000872933	19364	19,740	48,720	(28,980)	-1	COPR	HORWITH	CHUX260
12/01/06	01/08/07	000872934	19365	48,300	49,620	(1,320)	0	COPR	HORWITH	CEFX33346
12/01/06	01/08/07	000872935	19366	76,840	51,760	25,080	0	COPR	HORWITH	CEFX33346
12/01/06	01/08/07	000872936	19367	67,240	51,740	15,500	0	COPR	HORWITH	CEFX33346
12/01/06	01/08/07	000872937	19368	10,780	48,460	(37,680)	-3	COPR	HORWITH	CEFX33346
12/01/06	01/08/07	000872939	19369	47,380	50,620	(3,240)	0	COPR	HORWITH	CEFX31042
12/01/06	01/08/07	000872940	19370	67,020	51,960	15,060	0	COPR	HORWITH	CEFX31042
12/01/06	01/08/07	000872941	19371	66,620	51,000	15,620	0	COPR	HORWITH	CEFX31042
12/01/06	01/08/07	000872942	19372	24,300	50,660	(26,360)	-1	COPR	HORWITH	CEFX31042
12/01/06	01/09/07	000872943	19373	38,620	50,620	(12,000)	0	COPR	HORWITH	NDYX320471
12/01/06	01/09/07	000872944	19374	76,560	49,480	27,080	0	COPR	HORWITH	NDYX320471
12/01/06	01/09/07	000872945	19375	47,680	49,120	(1,440)	0	COPR	HORWITH	NDYX316109
12/01/06	01/09/07	000872946	19376	67,860	49,600	18,260	0	COPR	HORWITH	NDYX320471
12/01/06	01/09/07	000872947	19377	67,260	48,860	18,400	0	COPR	HORWITH	NDYX316109
12/01/06	01/09/07	000872948	19378	18,420	50,260	(31,840)	-2	COPR	HORWITH	NDYX320471
12/01/06	01/08/07	000872949	19379	66,620	52,700	13,920	0	COPR	HORWITH	CEFX35840
12/01/06	01/08/07	000872950	19380	15,420	49,520	(34,100)	-2	COPR	HORWITH	CEFX35840
12/01/06	01/09/07	000872951	19381	61,660	50,380	11,280	0	COPR	HORWITH	DJLX98548
12/01/06	01/08/07	000872952	19382	48,960	51,380	(2,420)	0	COPR	HORWITH	CHUX255
12/01/06	01/09/07	000872953	19383	66,420	47,920	18,500	0	COPR	HORWITH	NDYX316109
12/01/06	01/09/07	000872954	19384	66,440	51,220	15,220	0	COPR	HORWITH	DJLX98548
12/01/06	01/09/07	000872955	19385	6,040	50,260	(44,220)	-7	COPR	HORWITH	DJLX98548
12/01/06	01/09/07	000872956	19386	68,860	50,660	18,200	0	COPR	HORWITH	DJLX98548
12/01/06	01/08/07	000872957	19387	67,340	49,520	17,820	0	COPR	HORWITH	CEFX35840
12/01/06	01/08/07	000872958	19388	53,700	51,080	2,620	0	COPR	HORWITH	CEFX35840
12/01/06	01/08/07	000872959	19389	66,300	51,380	14,920	0	COPR	HORWITH	CHUX255
12/01/06	01/08/07	000872960	19390	67,600	50,460	17,140	0	COPR	HORWITH	CHUX255
12/01/06	01/08/07	000872961	19391	20,420	50,620	(30,200)	-1	COPR	HORWITH	CHUX255
12/01/06	01/08/07	000872962	19392	56,580	51,280	5,300	0	COPR	HORWITH	CEFX35831
12/01/06	01/08/07	000872963	19393	66,740	49,360	17,380	0	COPR	HORWITH	CEFX35831
12/01/06	01/08/07	000872964	19394	9,980	49,700	(39,720)	-4	COPR	HORWITH	CEFX35831
12/01/06	01/09/07	000872965	19395	12,600	47,760	(35,160)	-3	COPR	HORWITH	NDYX316109
12/01/06	01/08/07	000872966	19396	67,920	50,180	17,740	0	COPR	HORWITH	CEFX35831
12/01/06	01/08/07	000872967	19397	23,260	49,940	(26,680)	-1	COPR	HORWITH	CHUX124
12/01/06	01/08/07	000872968	19398	67,300	51,320	15,980	0	COPR	HORWITH	CHUX124
12/01/06	01/08/07	000872969	19399	66,460	51,380	15,080	0	COPR	HORWITH	CHUX124
12/04/06	01/08/07	000872970	19400	46,560	50,520	(3,960)	0	COPR	HORWITH	CHUX124
12/04/06	01/09/07	000872971	19401	21,920	52,060	(30,140)	-1	COPR	HORWITH	NRLX528245
12/04/06	01/10/07	000872972	19402	37,500	48,180	(10,680)	0	COPR	HORWITH	NDYX316026
12/04/06	01/09/07	000872973	19403	75,860	50,000	25,860	0	COPR	HORWITH	NRLX528245
12/04/06	01/09/07	000872974	19404	66,760	51,020	15,740	0	COPR	HORWITH	NRLX528245
12/04/06	01/10/07	000872975	19405	64,560	48,640	15,920	0	COPR	HORWITH	NDYX316026
12/04/06	01/09/07	000872976	19406	39,260	49,500	(10,240)	0	COPR	HORWITH	NRLX528245
12/04/06	01/10/07	000872977	19407	77,140	48,400	28,740	0	COPR	HORWITH	NDYX316026

HONEYWELL SA-7 USE HAZARDOUS WASTE TRACKING (2006)										
Date Shipped	Date of Return Manifest	State Manifest	Man. Doc #	Facilty Manifest Weight (lbs)	Estimated Weight (lbs)	Manifest - Estimate (lbs)	Man. - Estimate (%)	Material	Transporter	RAILCAR #
12/04/06	01/08/07	000872978	19408	67,860	50,420	17,440	0	COPR	HORWITH	MHFX5631
12/04/06	01/08/07	000872979	19409	36,260	48,160	(11,900)	0	COPR	HORWITH	MHFX5631
12/04/06	01/08/07	000872980	19410	29,980	49,780	(19,800)	-1	COPR	HORWITH	MHFX5631
12/04/06	01/10/07	000872981	19411	13,860	47,940	(34,080)	-2	COPR	HORWITH	NDYX316026
12/04/06	01/08/07	000872982	19412	68,560	50,300	18,260	0	COPR	HORWITH	MHFX5631
12/04/06	01/09/07	000872983	19413	68,140	50,480	17,660	0	COPR	HORWITH	HLMX1198
12/04/06	01/09/07	000872984	19414	36,620	49,440	(12,820)	0	COPR	HORWITH	HLMX1198
12/04/06	01/09/07	000872985	19415	76,080	51,000	25,080	0	COPR	HORWITH	HLMX1198
12/04/06	01/09/07	000872986	19416	16,680	50,360	(33,680)	-2	COPR	HORWITH	HLMX1198
12/04/06	01/09/07	000872987	19417	50,060	51,800	(1,740)	0	COPR	HORWITH	NDYX320426
12/04/06	01/09/07	000872988	19418	67,220	47,740	19,480	0	COPR	HORWITH	NDYX320426
12/04/06	01/09/07	000872989	19419	66,120	43,300	22,820	0	COPR	HORWITH	NDYX320426
12/04/06	01/09/07	000872990	19420	9,320	48,800	(39,480)	-4	COPR	HORWITH	NDYX320426
12/04/06	01/10/07	000872991	19421	36,300	47,700	(11,400)	0	COPR	HORWITH	JTLX30143
12/04/06	01/10/07	000872992	19422	66,780	48,220	18,560	0	COPR	HORWITH	JTLX30143
12/04/06	01/10/07	000872993	19423	68,000	48,460	19,540	0	COPR	HORWITH	JTLX30143
12/04/06	01/10/07	000872994	19424	30,680	50,140	(19,460)	-1	COPR	HORWITH	JTLX30143
12/04/06	01/08/07	000872995	19425	40,100	48,680	(8,580)	0	COPR	HORWITH	CHUX266
12/04/06	01/08/07	000872996	19426	76,960	47,740	29,220	0	COPR	HORWITH	CHUX266
12/04/06	01/08/07	000872997	19427	38,080	49,580	(11,500)	0	COPR	HORWITH	CHUX266
12/04/06	01/09/07	000872998	19428	10,340	47,820	(37,480)	-4	COPR	HORWITH	NDYX316147
12/04/06	01/09/07	000872999	19429	67,780	48,620	19,160	0	COPR	HORWITH	NDYX316147
12/04/06	01/09/07	000873000	19430	77,080	49,500	27,580	0	COPR	HORWITH	NDYX316147
12/04/06	01/24/07	000858004	19431	50,120	50,420	(300)	0	COPR	HORWITH	CHUX126
12/04/06	01/18/07	000858005	19432	67,520	50,300	17,220	0	COPR	HORWITH	NRLX526287
12/04/06	01/24/07	000858006	19433	64,220	49,540	14,680	0	COPR	HORWITH	CHUX126
12/04/06	01/24/07	000858007	19434	15,380	49,400	(34,020)	-2	COPR	HORWITH	CHUX126
12/04/06	01/24/07	000858008	19435	66,640	49,120	17,520	0	COPR	HORWITH	CHUX126
12/04/06	01/18/07	000858009	19436	28,240	49,920	(21,680)	-1	COPR	HORWITH	NRLX526287
12/04/06	01/08/07	000858010	19437	38,100	48,260	(10,160)	0	COPR	HORWITH	CHUX266
12/04/06	01/18/07	000858011	19438	68,260	51,200	17,060	0	COPR	HORWITH	NRLX526287
12/04/06	01/18/07	000858012	19439	37,000	50,140	(13,140)	0	COPR	HORWITH	NRLX526287
12/04/06	01/24/07	000858013	19440	23,200	48,240	(25,040)	-1	COPR	HORWITH	NDYX322014
12/04/06	01/24/07	000858014	19441	76,740	49,620	27,120	0	COPR	HORWITH	NDYX322014
12/04/06	01/24/07	000858015	19442	27,380	49,980	(22,600)	-1	COPR	HORWITH	NDYX322014
12/04/06	01/24/07	000858016	19443	67,500	49,280	18,220	0	COPR	HORWITH	NDYX322014
12/04/06	01/08/07	000858017	19444	48,740	49,360	(620)	0	COPR	HORWITH	CHUX153
12/04/06	01/08/07	000858018	19445	64,500	49,220	15,280	0	COPR	HORWITH	CHUX153
12/04/06	01/08/07	000858019	19446	66,840	49,080	17,760	0	COPR	HORWITH	CHUX153
12/04/06	01/08/07	000858020	19447	13,720	48,740	(35,020)	-3	COPR	HORWITH	CHUX153
12/04/06	01/09/07	000858021	19448	38,320	50,520	(12,200)	0	COPR	HORWITH	NDYX320452
12/04/06	01/09/07	000858022	19449	76,320	49,620	26,700	0	COPR	HORWITH	NDYX320452
12/04/06	01/09/07	000858023	19450	18,020	50,800	(32,780)	-2	COPR	HORWITH	NDYX320452
12/04/06	01/09/07	000858024	19451	68,140	48,800	19,340	0	COPR	HORWITH	NDYX320452
12/04/06	01/09/07	000858025	19452	38,280	48,280	(10,000)	0	COPR	HORWITH	NDYX316147
12/04/06	01/18/07	000858026	19453	66,940	48,760	18,180	0	COPR	HORWITH	JTLX30137
12/04/06	01/18/07	000858027	19454	66,520	48,220	18,300	0	COPR	HORWITH	JTLX30137
12/04/06	01/18/07	000858028	19455	27,140	50,740	(23,600)	-1	COPR	HORWITH	JTLX30137
12/04/06	01/18/07	000858029	19456	27,160	48,500	(21,340)	-1	COPR	HORWITH	JTLX30137
12/04/06	01/10/07	000858030	19457	63,160	50,080	13,080	0	COPR	HORWITH	JTLX166
12/04/06	01/10/07	000858031	19458	75,980	51,380	24,600	0	COPR	HORWITH	JTLX166
12/04/06	01/10/07	000858032	19459	34,040	48,160	(14,120)	0	COPR	HORWITH	JTLX166
12/04/06	01/10/07	000858033	19460	34,040	51,100	(17,060)	-1	COPR	HORWITH	JTLX166
12/04/06	01/08/07	000858034	19461	66,500	48,820	17,680	0	COPR	HORWITH	CHUX133
12/05/06	01/08/07	000858035	19462	67,800	50,440	17,360	0	COPR	HORWITH	CHUX133
12/05/06	01/08/07	000858036	19463	32,500	50,220	(17,720)	-1	COPR	HORWITH	CHUX133
12/05/06	01/08/07	000858037	19464	32,480	50,240	(17,760)	-1	COPR	HORWITH	CHUX133
12/05/06	01/09/07	000858038	19465	10,580	49,280	(38,700)	-4	COPR	HORWITH	NDYX316054
12/05/06	01/09/07	000858039	19466	66,800	49,940	16,860	0	COPR	HORWITH	NDYX316054
12/05/06	01/10/07	000858040	19467	67,140	50,460	16,680	0	COPR	HORWITH	JTLX260
12/05/06	01/10/07	000858041	19468	67,080	51,340	15,740	0	COPR	HORWITH	JTLX260
12/05/06	01/10/07	000858042	19469	33,780	50,140	(16,360)	0	COPR	HORWITH	JTLX260
12/05/06	01/09/07	000858043	19470	75,860	49,720	26,140	0	COPR	HORWITH	NDYX316054
12/05/06	01/10/07	000858044	19471	33,780	50,220	(16,440)	0	COPR	HORWITH	JTLX260
12/05/06	01/08/07	000858045	19472	68,100	51,820	16,280	0	COPR	HORWITH	CHUX224
12/05/06	01/08/07	000858046	19473	33,480	51,720	(18,240)	-1	COPR	HORWITH	CHUX224
12/05/06	01/08/07	000858047	19474	67,560	50,900	16,660	0	COPR	HORWITH	CHUX224
12/05/06	01/09/07	000858048	19475	45,180	48,440	(3,260)	0	COPR	HORWITH	NDYX316054
12/05/06	01/08/07	000858049	19476	33,480	50,200	(16,720)	0	COPR	HORWITH	CHUX224
12/05/06	01/08/07	000858050	19477	57,280	51,300	5,980	0	COPR	HORWITH	CHUX235
12/05/06	01/09/07	000858051	19478	67,940	49,260	18,680	0	COPR	HORWITH	NDYX316152
12/05/06	01/08/07	000858052	19479	68,020	50,420	17,600	0	COPR	HORWITH	CHUX235
12/05/06	01/09/07	000858053	19480	69,280	47,440	21,840	0	COPR	HORWITH	NDYX316152
12/05/06	01/08/07	000858054	19481	67,240	49,620	17,620	0	COPR	HORWITH	CHUX235

HONEYWELL SA-7 USE HAZARDOUS WASTE TRACKING (2006)

Date Shipped	Date of Return Manifest	State Manifest	Man. Doc #	Facilty Manifest Weight (lbs)	Estimated Weight (lbs)	Manifest - Estimate (lbs)	Man. - Estimate (%)	Material	Transporter	RAILCAR #
12/05/06	01/08/07	000858055	19482	9,280	50,760	(41,480)	-4	COPR	HORWITH	CHUX235
12/05/06	01/08/07	000858056	19483	54,840	51,380	3,460	0	COPR	HORWITH	CHUX328
12/05/06	01/08/07	000858057	19484	77,240	51,640	25,600	0	COPR	HORWITH	CHUX328
12/05/06	01/08/07	000858058	19485	38,320	51,440	(13,120)	0	COPR	HORWITH	CHUX328
12/05/06	01/09/07	000858059	19486	32,340	49,480	(17,140)	-1	COPR	HORWITH	NDYX316152
12/05/06	01/08/07	000858060	19487	38,320	50,540	(12,220)	0	COPR	HORWITH	CHUX328
12/05/06	01/09/07	000858061	19488	32,320	49,480	(17,160)	-1	COPR	HORWITH	NDYX316152
12/05/06	01/10/07	000858062	19489	77,060	50,120	26,940	0	COPR	HORWITH	JTLX156
12/05/06	01/10/07	000858063	19490	66,360	50,420	15,940	0	COPR	HORWITH	JTLX156
12/05/06	01/10/07	000858064	19491	29,140	51,560	(22,420)	-1	COPR	HORWITH	JTLX156
12/05/06	01/10/07	000858065	19492	29,120	51,260	(22,140)	-1	COPR	HORWITH	JTLX156
12/05/06	01/08/07	000858066	19493	18,400	50,700	(32,300)	-2	COPR	HORWITH	CHUX211
12/05/06	01/08/07	000858067	19494	75,880	50,520	25,360	0	COPR	HORWITH	CHUX211
12/05/06	01/08/07	000858068	19495	67,200	50,860	16,340	0	COPR	HORWITH	CHUX211
12/05/06	01/08/07	000858069	19496	38,980	50,920	(11,940)	0	COPR	HORWITH	CHUX211
12/05/06	01/08/07	000858070	19497	28,260	50,440	(22,180)	-1	COPR	HORWITH	CEFX35242
12/05/06	01/09/07	000858071	19498	77,220	49,240	27,980	0	COPR	HORWITH	NDYX316020
12/05/06	01/08/07	000858072	19499	68,220	51,100	17,120	0	COPR	HORWITH	CEFX35242
12/05/06	01/09/07	000858073	19500	76,540	49,900	26,640	0	COPR	HORWITH	NDYX316020
12/05/06	01/08/07	000858074	19501	37,240	50,560	(13,320)	0	COPR	HORWITH	CEFX35242
12/05/06	01/10/07	000858075	19502	53,800	51,500	2,300	0	COPR	HORWITH	JTLX30122
12/05/06	01/08/07	000858076	19503	67,560	50,420	17,140	0	COPR	HORWITH	CEFX35242
12/05/06	01/10/07	000858077	19504	66,320	51,800	14,520	0	COPR	HORWITH	JTLX30122
12/05/06	01/10/07	000858078	19505	67,740	50,120	17,620	0	COPR	HORWITH	JTLX30122
12/05/06	01/10/07	000858079	19506	12,980	51,420	(38,440)	-3	COPR	HORWITH	JTLX30122
12/05/06	01/09/07	000858080	19507	15,460	49,160	(33,700)	-2	COPR	HORWITH	NDYX316020
12/05/06	01/10/07	000858081	19508	57,000	52,980	4,020	0	COPR	HORWITH	JTLX30106
12/05/06	01/10/07	000858082	19509	66,000	50,440	15,560	0	COPR	HORWITH	JTLX30106
12/05/06	01/09/07	000858083	19510	15,460	49,380	(33,920)	-2	COPR	HORWITH	NDYX316020
12/05/06	01/10/07	000858084	19511	67,880	51,480	16,400	0	COPR	HORWITH	JTLX30106
12/05/06	01/10/07	000858085	19512	48,420	50,180	(1,760)	0	COPR	HORWITH	CHUX242
12/05/06	01/10/07	000858086	19513	12,620	49,800	(37,180)	-3	COPR	HORWITH	JTLX30106
12/05/06	01/08/07	000858087	19514	13,140	49,440	(36,300)	-3	COPR	HORWITH	CHUX131
12/05/06	01/08/07	000858088	19515	77,720	52,080	25,640	0	COPR	HORWITH	CHUX131
12/05/06	01/08/07	000858089	19516	77,160	49,560	27,600	0	COPR	HORWITH	CHUX131
12/05/06	01/08/07	000858090	19517	35,120	51,420	(16,300)	0	COPR	HORWITH	CHUX131
12/05/06	01/09/07	000858091	19518	67,080	52,060	15,020	0	COPR	HORWITH	NRLX585592
12/05/06	01/09/07	000858092	19519	14,760	50,400	(35,640)	-2	COPR	HORWITH	NRLX585592
12/05/06	01/09/07	000858093	19520	63,860	48,260	15,600	0	COPR	HORWITH	NRLX585592
12/05/06	01/08/07	000858094	19521	76,540	49,080	27,460	0	COPR	HORWITH	MHFX5682
12/05/06	01/09/07	000858095	19522	55,980	51,000	4,980	0	COPR	HORWITH	NRLX585592
12/05/06	01/08/07	000858096	19523	68,580	51,300	17,280	0	COPR	HORWITH	MHFX5682
12/05/06	01/08/07	000858097	19524	26,160	50,980	(24,820)	-1	COPR	HORWITH	MHFX5682
12/05/06	01/08/07	000858098	19525	26,160	51,540	(25,380)	-1	COPR	HORWITH	MHFX5682
12/06/06	01/10/07	000858099	19526	67,260	51,560	15,700	0	COPR	HORWITH	CHUX114
12/06/06	01/10/07	000858100	19527	65,940	51,040	14,900	0	COPR	HORWITH	CHUX114
12/06/06	01/09/07	000858101	19528	66,720	49,680	17,040	0	COPR	HORWITH	NDYX316246
12/06/06	01/09/07	000858102	19529	66,240	48,320	17,920	0	COPR	HORWITH	NDYX316246
12/06/06	01/10/07	000858103	19530	34,400	50,720	(16,320)	0	COPR	HORWITH	CHUX114
12/06/06	01/10/07	000858104	19531	34,400	51,040	(16,640)	0	COPR	HORWITH	CHUX114
12/06/06	01/09/07	000858105	19532	33,900	49,720	(15,820)	0	COPR	HORWITH	NDYX316246
12/06/06	01/10/07	000858106	19533	39,120	50,200	(11,080)	0	COPR	HORWITH	CHUX147
12/06/06	01/10/07	000858107	19534	67,340	50,040	17,300	0	COPR	HORWITH	CHUX147
12/06/06	01/10/07	000858108	19535	67,820	50,800	17,020	0	COPR	HORWITH	CHUX147
12/06/06	01/10/07	000858109	19536	30,280	50,740	(20,460)	-1	COPR	HORWITH	CHUX147
12/06/06	01/09/07	000858110	19537	33,920	48,740	(14,820)	0	COPR	HORWITH	NDYX316246
12/06/06	01/09/07	000858111	19538	34,940	50,420	(15,480)	0	COPR	HORWITH	JTLX170
12/06/06	01/09/07	000858112	19539	29,360	51,760	(22,400)	-1	COPR	HORWITH	JTLX170
12/06/06	01/09/07	000858113	19540	68,460	51,520	16,940	0	COPR	HORWITH	JTLX170
12/06/06	01/09/07	000858114	19541	66,820	51,000	15,820	0	COPR	HORWITH	JTLX170
12/06/06	01/08/07	000858115	19542	37,360	51,340	(13,980)	0	COPR	HORWITH	CHUX214
12/06/06	01/08/07	000858116	19543	67,540	50,000	17,540	0	COPR	HORWITH	CHUX214
12/06/06	01/08/07	000858117	19544	77,180	50,260	26,920	0	COPR	HORWITH	CHUX214
12/06/06	01/10/07	000858118	19545	76,900	48,880	28,020	0	COPR	HORWITH	NDYX316248
12/06/06	01/10/07	000858119	19546	56,420	48,400	8,020	0	COPR	HORWITH	NDYX316248
12/06/06	01/08/07	000858120	19547	23,780	50,420	(26,640)	-1	COPR	HORWITH	CHUX214
12/06/06	01/10/07	000858121	19548	30,480	51,960	(21,480)	-1	COPR	HORWITH	CHUX110
12/06/06	01/10/07	000858122	19549	65,940	51,180	14,760	0	COPR	HORWITH	CHUX110
12/06/06	01/10/07	000858123	19550	68,120	50,020	18,100	0	COPR	HORWITH	CHUX110
12/06/06	01/10/07	000858124	19551	35,260	50,340	(15,080)	0	COPR	HORWITH	CHUX110
12/06/06	01/09/07	000858125	19552	53,660	51,000	2,660	0	COPR	HORWITH	JTLX188
12/06/06	01/10/07	000858126	19553	31,480	49,700	(18,220)	-1	COPR	HORWITH	NDYX316248
12/06/06	01/10/07	000858127	19554	31,460	48,340	(16,880)	-1	COPR	HORWITH	NDYX316248
12/06/06	01/10/07	000858128	19555	77,820	49,800	28,020	0	COPR	HORWITH	NDYX316013

Honeywell

HONEYWELL SA-7 USE HAZARDOUS WASTE TRACKING (2006)										
Date Shipped	Date of Return Manifest	State Manifest	Man. Doc #	Facilty Manifest Weight (lbs)	Estimated Weight (lbs)	Manifest - Estimate (lbs)	Man. - Estimate (%)	Material	Transporter	RAILCAR #
12/06/06	01/09/07	000858129	19556	67,760	52,020	15,740	0	COPR	HORWITH	JTLX188
12/06/06	01/09/07	000858130	19557	67,080	51,720	15,360	0	COPR	HORWITH	JTLX188
12/06/06	01/09/07	000858131	19558	18,340	50,900	(32,560)	-2	COPR	HORWITH	JTLX188
12/06/06	01/09/07	000858132	19559	58,220	51,760	6,460	0	COPR	HORWITH	JTLX194
12/06/06	01/10/07	000858133	19560	76,580	48,920	27,660	0	COPR	HORWITH	NDYX316013
12/06/06	01/09/07	000858134	19561	66,160	51,160	15,000	0	COPR	HORWITH	JTLX194
12/06/06	01/09/07	000858135	19562	67,820	51,000	16,820	0	COPR	HORWITH	JTLX194
12/06/06	01/09/07	000858136	19563	13,420	51,460	(38,040)	-3	COPR	HORWITH	JTLX194
12/06/06	01/10/07	000858137	19564	58,980	49,820	9,160	0	COPR	HORWITH	NDYX320342
12/06/06	01/10/07	000858138	19565	67,840	52,300	15,540	0	COPR	HORWITH	NDYX320342
12/06/06	01/10/07	000858139	19566	67,460	50,660	16,800	0	COPR	HORWITH	NDYX320342
12/06/06	01/10/07	000858140	19567	9,480	52,220	(42,740)	-5	COPR	HORWITH	NDYX320342
12/06/06	01/10/07	000858141	19568	20,520	48,620	(28,100)	-1	COPR	HORWITH	NDYX316013
12/06/06	01/10/07	000858142	19569	67,720	51,120	16,600	0	COPR	HORWITH	CHUX242
12/06/06	01/10/07	000858143	19570	77,040	50,140	26,900	0	COPR	HORWITH	CHUX242
12/06/06	01/10/07	000858144	19571	8,800	51,100	(42,300)	-5	COPR	HORWITH	CHUX242
12/06/06	01/08/07	000858145	19572	59,940	51,320	8,620	0	COPR	HORWITH	CHUX253
12/06/06	01/08/07	000858146	19573	77,100	52,040	25,060	0	COPR	HORWITH	CHUX253
12/06/06	01/10/07	000858147	19574	20,520	48,960	(28,440)	-1	COPR	HORWITH	NDYX316013
12/06/06	01/08/07	000858148	19575	34,040	49,980	(15,940)	0	COPR	HORWITH	CHUX253
12/06/06	01/08/07	000858149	19576	34,040	51,480	(17,440)	-1	COPR	HORWITH	CHUX253
12/06/06	01/10/07	000858150	19577	49,640	49,700	(60)	0	COPR	HORWITH	NDYX316081
12/06/06	01/10/07	000858151	19578	61,280	50,800	10,480	0	COPR	HORWITH	CHUX267
12/06/06	01/10/07	000858152	19579	68,500	51,480	17,020	0	COPR	HORWITH	CHUX267
12/06/06	01/10/07	000858153	19580	67,280	50,700	16,580	0	COPR	HORWITH	CHUX267
12/06/06	01/10/07	000858154	19581	67,580	49,700	17,880	0	COPR	HORWITH	NDYX316081
12/06/06	01/10/07	000858155	19582	67,360	48,200	19,160	0	COPR	HORWITH	NDYX316081
12/06/06	01/10/07	000858156	19583	6,660	50,900	(44,240)	-7	COPR	HORWITH	CHUX267
12/06/06	01/08/07	000858157	19584	44,140	50,700	(6,560)	0	COPR	HORWITH	CHUX176
12/06/06	01/08/07	000870749	19585	76,700	50,840	25,860	0	COPR	HORWITH	CHUX176
12/06/06	01/08/07	000870750	19586	66,600	51,060	15,540	0	COPR	HORWITH	CHUX176
12/06/06	01/10/07	000859523	19587	10,080	48,380	(38,300)	-4	COPR	HORWITH	NDYX316081
12/06/06	01/08/07	000859524	19588	15,320	51,260	(35,940)	-2	COPR	HORWITH	CHUX176
12/06/06	01/10/07	000859525	19589	57,200	51,820	5,380	0	COPR	HORWITH	CHUX259
12/07/06	01/10/07	000858165	19590	68,000	50,220	17,780	0	COPR	HORWITH	CHUX259
12/07/06	01/10/07	000858166	19591	67,280	50,020	17,260	0	COPR	HORWITH	CHUX259
12/07/06	01/10/07	000858167	19592	56,820	48,160	8,660	0	COPR	HORWITH	NDYX316029
12/07/06	01/10/07	000858168	19593	65,900	48,020	17,880	0	COPR	HORWITH	NDYX316029
12/07/06	01/10/07	000858169	19594	10,820	51,020	(40,200)	-4	COPR	HORWITH	CHUX259
12/07/06	01/10/07	000858170	19595	65,700	50,780	14,920	0	COPR	HORWITH	CEFX35239
12/07/06	01/10/07	000858171	19596	76,400	51,240	25,160	0	COPR	HORWITH	CEFX35239
12/07/06	01/10/07	000858173	19597	29,080	50,620	(21,540)	-1	COPR	HORWITH	CEFX35239
12/07/06	01/10/07	000858174	19598	29,100	51,840	(22,740)	-1	COPR	HORWITH	CEFX35239
12/07/06	01/10/07	000858175	19599	77,000	51,520	25,480	0	COPR	HORWITH	CHUX115
12/07/06	01/10/07	000858176	19600	76,400	51,460	24,940	0	COPR	HORWITH	CHUX115
12/07/06	01/10/07	000858177	19601	25,700	50,760	(25,060)	-1	COPR	HORWITH	CHUX115
12/07/06	01/10/07	000858178	19602	25,700	50,300	(24,600)	-1	COPR	HORWITH	CHUX115
12/07/06	01/10/07	000858179	19603	66,600	49,740	16,860	0	COPR	HORWITH	NDYX316029
12/07/06	01/10/07	000858180	19604	24,180	49,300	(25,120)	-1	COPR	HORWITH	NDYX320461
12/07/06	01/10/07	000858181	19605	4,680	50,900	(46,220)	-10	COPR	HORWITH	NDYX316029
12/07/06	01/10/07	000858182	19606	68,160	47,400	20,760	0	COPR	HORWITH	NDYX320461
12/07/06	01/10/07	000858183	19607	66,280	50,000	16,280	0	COPR	HORWITH	NDYX320461
12/07/06	01/10/07	000858184	19608	42,080	51,380	(9,300)	0	COPR	HORWITH	NDYX320461
12/07/06	01/09/07	000858185	19609	22,660	50,180	(27,520)	-1	COPR	HORWITH	JTLX151
12/07/06	01/09/07	000858186	19610	68,000	49,220	18,780	0	COPR	HORWITH	JTLX151
12/07/06	01/09/07	000858187	19611	66,100	50,460	15,640	0	COPR	HORWITH	JTLX151
12/07/06	01/09/07	000858188	19612	42,520	49,280	(6,760)	0	COPR	HORWITH	JTLX151
12/07/06	01/09/07	000858189	19613	24,980	51,500	(26,520)	-1	COPR	HORWITH	JTLX141
12/07/06	01/09/07	000858190	19614	76,760	50,200	26,560	0	COPR	HORWITH	JTLX141
12/07/06	01/09/07	000858191	19615	76,500	50,520	25,980	0	COPR	HORWITH	JTLX141
12/07/06	01/09/07	000858192	19616	25,920	50,920	(25,000)	-1	COPR	HORWITH	JTLX141
12/07/06	01/10/07	000858193	19617	38,800	49,200	(10,400)	0	COPR	HORWITH	NDYX320459
12/07/06	01/10/07	000858194	19618	76,160	49,160	27,000	0	COPR	HORWITH	NDYX320459
12/07/06	01/10/07	000858195	19619	76,860	48,480	28,380	0	COPR	HORWITH	NDYX320459
12/07/06	01/10/07	000858196	19620	8,160	51,540	(43,380)	-5	COPR	HORWITH	NDYX320459
12/07/06	01/10/07	000858197	19621	59,740	51,060	8,680	0	COPR	HORWITH	NRLX528277
12/07/06	01/10/07	000858198	19622	66,960	51,500	15,460	0	COPR	HORWITH	NRLX528277
12/07/06	01/10/07	000858199	19623	65,980	52,060	13,920	0	COPR	HORWITH	NRLX528277
12/07/06	01/10/07	000858200	19624	61,240	50,060	11,180	0	COPR	HORWITH	CHUX208
12/07/06	01/10/07	000858201	19625	14,380	50,660	(36,280)	-3	COPR	HORWITH	NRLX528277
12/07/06	01/10/07	000858202	19626	8,420	49,760	(41,340)	-5	COPR	HORWITH	CHUX208
12/07/06	01/10/07	000858203	19627	66,600	50,760	15,840	0	COPR	HORWITH	CHUX208
12/07/06	01/10/07	000858204	19628	67,720	52,520	15,200	0	COPR	HORWITH	CHUX208
12/07/06	01/10/07	000858205	19629	46,500	50,460	(3,960)	0	COPR	HORWITH	CHUX237

Honeywell

HONEYWELL SA-7 USE HAZARDOUS WASTE TRACKING (2006)										
Date Shipped	Date of Return Manifest	State Manifest	Man. Doc #	Facilty Manifest Weight (lbs)	Estimated Weight (lbs)	Manifest - Estimate (lbs)	Man. - Estimate (%)	Material	Transporter	RAILCAR #
12/07/06	01/10/07	000858206	19630	67,280	52,360	14,920	0	COPR	HORWITH	CHUX237
12/07/06	01/10/07	000858207	19631	66,980	51,020	15,960	0	COPR	HORWITH	CHUX237
12/07/06	01/10/07	000858208	19632	28,080	52,100	(24,020)	-1	COPR	HORWITH	CHUX237
12/07/06	01/09/07	000858209	19633	38,440	50,480	(12,040)	0	COPR	HORWITH	JTLX30161
12/07/06	01/09/07	000858210	19634	66,940	50,440	16,500	0	COPR	HORWITH	JTLX30161
12/07/06	01/09/07	000858211	19635	76,240	51,140	25,100	0	COPR	HORWITH	JTLX30161
12/07/06	01/09/07	000858212	19636	21,880	49,960	(28,080)	-1	COPR	HORWITH	JTLX30161
12/07/06	01/10/07	000858213	19637	18,000	49,920	(31,920)	-2	COPR	HORWITH	CHUX247
12/07/06	01/10/07	000858214	19638	68,200	50,520	17,680	0	COPR	HORWITH	CHUX247
12/07/06	01/10/07	000858215	19639	77,420	52,120	25,300	0	COPR	HORWITH	CHUX247
12/07/06	01/10/07	000858216	19640	38,420	49,720	(11,300)	0	COPR	HORWITH	CHUX247
12/07/06	01/09/07	000858217	19641	15,200	50,260	(35,060)	-2	COPR	HORWITH	DJLX98515
12/07/06	01/09/07	000858218	19642	68,580	48,880	19,700	0	COPR	HORWITH	DJLX98515
12/07/06	01/09/07	000858219	19643	48,680	49,620	(940)	0	COPR	HORWITH	DJLX98515
12/07/06	01/09/07	000858220	19644	67,160	51,400	15,760	0	COPR	HORWITH	DJLX98515
12/07/06	01/08/07	000858221	19645	76,540	49,120	27,420	0	COPR	HORWITH	CHUX102
12/07/06	01/08/07	000858222	19646	66,200	51,940	14,260	0	COPR	HORWITH	CHUX102
12/07/06	01/08/07	000858223	19647	30,420	51,080	(20,660)	-1	COPR	HORWITH	CHUX102
12/07/06	01/08/07	000858224	19648	30,420	50,660	(20,240)	-1	COPR	HORWITH	CHUX102
12/07/06	01/10/07	000858225	19649	50,300	50,880	(580)	0	COPR	HORWITH	CHUX200
12/07/06	01/10/07	000858226	19650	67,800	48,980	18,820	0	COPR	HORWITH	CHUX200
12/07/06	01/10/07	000858227	19651	64,940	52,380	12,560	0	COPR	HORWITH	CHUX200
12/07/06	01/10/07	000858228	19652	19,960	51,160	(31,200)	-2	COPR	HORWITH	CHUX200
12/08/06	01/10/07	000858229	19653	66,380	50,020	16,360	0	COPR	HORWITH	CEFX32069
12/08/06	01/10/07	000858230	19654	32,540	50,560	(18,020)	-1	COPR	HORWITH	CEFX32069
12/08/06	01/10/07	000858231	19655	37,020	47,760	(10,740)	0	COPR	HORWITH	NDYX316039
12/08/06	01/10/07	000858232	19656	68,360	51,280	17,080	0	COPR	HORWITH	CEFX32069
12/08/06	01/10/07	000858233	19657	68,020	49,640	18,380	0	COPR	HORWITH	NDYX316039
12/08/06	01/10/07	000858234	19658	37,600	51,880	(14,280)	0	COPR	HORWITH	CEFX32069
12/08/06	01/10/07	000858235	19659	9,860	50,640	(40,780)	-4	COPR	HORWITH	MHFX5600
12/08/06	01/10/07	000858236	19660	64,260	50,560	13,700	0	COPR	HORWITH	MHFX5600
12/08/06	01/10/07	000858237	19661	67,500	51,400	16,100	0	COPR	HORWITH	MHFX5600
12/08/06	01/10/07	000858238	19662	68,440	49,460	18,980	0	COPR	HORWITH	NDYX316132
12/08/06	01/10/07	000858239	19663	68,660	49,280	19,380	0	COPR	HORWITH	NDYX316039
12/08/06	01/10/07	000858240	19664	38,360	48,940	(10,580)	0	COPR	HORWITH	NDYX316132
12/08/06	01/10/07	000858241	19665	19,780	48,100	(28,320)	-1	COPR	HORWITH	NDYX316039
12/11/06	01/10/07	000858242	19666	13,820	50,740	(36,920)	-3	COPR	HORWITH	MHFX5638
12/11/06	01/10/07	000858243	19667	68,020	49,480	18,540	0	COPR	HORWITH	MHFX5638
12/11/06	01/10/07	000858244	19668	67,520	49,160	18,360	0	COPR	HORWITH	NDYX316132
12/11/06	01/10/07	000858245	19669	67,700	50,140	17,560	0	COPR	HORWITH	MHFX5638
12/11/06	01/10/07	000858246	19670	52,020	50,360	1,660	0	COPR	HORWITH	MHFX5638
12/11/06	01/10/07	000858247	19671	14,660	50,460	(35,800)	-2	COPR	HORWITH	MHFX5734
12/11/06	01/10/07	000858248	19672	76,020	50,020	26,000	0	COPR	HORWITH	MHFX5734
12/11/06	01/10/07	000858249	19673	67,120	51,260	15,860	0	COPR	HORWITH	MHFX5734
12/11/06	01/10/07	000858250	19674	45,360	50,560	(5,200)	0	COPR	HORWITH	MHFX5734
12/11/06	01/10/07	000858251	19675	22,340	51,760	(29,420)	-1	COPR	HORWITH	MHFX5641
12/11/06	01/10/07	000858252	19676	64,980	49,680	15,300	0	COPR	HORWITH	MHFX5641
12/11/06	01/10/07	000858253	19677	77,400	51,280	26,120	0	COPR	HORWITH	MHFX5641
12/11/06	01/10/07	000858254	19678	38,380	51,120	(12,740)	0	COPR	HORWITH	MHFX5641
12/11/06	01/09/07	000858255	19679	42,180	51,320	(9,140)	0	COPR	HORWITH	JTLX30124
12/11/06	01/09/07	000858256	19680	66,580	51,340	15,240	0	COPR	HORWITH	JTLX30124
12/11/06	01/09/07	000858257	19681	68,520	50,660	17,860	0	COPR	HORWITH	JTLX30124
12/11/06	01/09/07	000858258	19682	26,080	49,720	(23,640)	-1	COPR	HORWITH	JTLX30124
12/11/06	01/09/07	000858259	19683	39,100	49,780	(10,680)	0	COPR	HORWITH	JTLX57
12/11/06	01/09/07	000858260	19684	76,640	51,620	25,020	0	COPR	HORWITH	JTLX57
12/11/06	01/09/07	000858261	19685	77,680	50,940	26,740	0	COPR	HORWITH	JTLX57
12/11/06	01/10/07	000858262	19686	24,760	49,380	(24,620)	-1	COPR	HORWITH	NDYX316132
12/11/06	01/09/07	000858263	19687	11,600	50,240	(38,640)	-3	COPR	HORWITH	JTLX57
12/11/06	01/10/07	000858264	19688	67,720	49,660	18,060	0	COPR	HORWITH	CHUX268
12/11/06	01/10/07	000858265	19689	46,600	49,760	(3,160)	0	COPR	HORWITH	CHUX268
12/11/06	01/10/07	000858266	19690	66,100	50,980	15,120	0	COPR	HORWITH	CHUX268
12/11/06	01/10/07	000858267	19691	20,000	50,320	(30,320)	-2	COPR	HORWITH	CHUX268
12/11/06	01/10/07	000858268	19692	62,720	51,480	11,240	0	COPR	HORWITH	MHFX5600
12/11/06	01/09/07	000858269	19693	10,600	51,140	(40,540)	-4	COPR	HORWITH	JTLX30150
12/11/06	01/09/07	000858270	19694	67,900	51,580	16,320	0	COPR	HORWITH	JTLX30150
12/11/06	01/09/07	000858271	19695	66,200	49,000	17,200	0	COPR	HORWITH	JTLX30150
12/11/06	01/09/07	000858272	19696	55,940	48,540	7,400	0	COPR	HORWITH	JTLX30150
12/11/06	01/10/07	000858273	19697	76,300	50,180	26,120	0	COPR	HORWITH	CHUX234
12/11/06	01/10/07	000858274	19698	68,360	49,140	19,220	0	COPR	HORWITH	CHUX234
12/11/06	01/10/07	000858275	19699	33,340	51,680	(18,340)	-1	COPR	HORWITH	CHUX234
12/11/06	01/10/07	000858276	19700	33,360	52,620	(19,260)	-1	COPR	HORWITH	CHUX234
12/11/06	01/10/07	000858277	19701	62,280	50,320	11,960	0	COPR	HORWITH	NRLX585505
12/11/06	01/10/07	000858278	19702	32,540	50,360	(17,820)	-1	COPR	HORWITH	NRLX585505
12/11/06	01/10/07	000858279	19703	76,460	51,500	24,960	0	COPR	HORWITH	NRLX585505

HONEYWELL SA-7 USE HAZARDOUS WASTE TRACKING (2006)										
Date Shipped	Date of Return Manifest	State Manifest	Man. Doc #	Facilty Manifest Weight (lbs)	Estimated Weight (lbs)	Manifest - Estimate (lbs)	Man. - Estimate (%)	Material	Transporter	RAILCAR #
12/11/06	01/10/07	000858280	19704	32,560	52,100	(19,540)	-1	COPR	HORWITH	NRLX585505
12/11/06	01/10/07	000858281	19705	68,560	51,140	17,420	0	COPR	HORWITH	HLMX1173
12/11/06	01/10/07	000858282	19706	56,360	49,620	6,740	0	COPR	HORWITH	HLMX1173
12/11/06	01/10/07	000858283	19707	14,620	50,720	(36,100)	-2	COPR	HORWITH	HLMX1173
12/11/06	01/10/07	000858284	19708	64,980	51,440	13,540	0	COPR	HORWITH	HLMX1173
12/11/06	01/10/07	000858285	19709	56,660	50,040	6,620	0	COPR	HORWITH	JTLX30108
12/11/06	01/10/07	000858286	19710	67,520	51,120	16,400	0	COPR	HORWITH	JTLX30108
12/11/06	01/10/07	000858287	19711	67,240	49,540	17,700	0	COPR	HORWITH	JTLX30108
12/11/06	01/10/07	000858288	19712	10,740	50,900	(40,160)	-4	COPR	HORWITH	JTLX30108
12/11/06	01/10/07	000858289	19713	46,660	50,040	(3,380)	0	COPR	HORWITH	CHUX218
12/11/06	01/10/07	000858290	19714	77,120	50,880	26,240	0	COPR	HORWITH	CHUX218
12/11/06	01/10/07	000858291	19715	38,220	51,820	(13,600)	0	COPR	HORWITH	CHUX218
12/11/06	01/10/07	000858292	19716	38,220	50,680	(12,460)	0	COPR	HORWITH	CHUX218
12/11/06	01/10/07	000858293	19717	62,200	50,200	12,000	0	COPR	HORWITH	JTLX30159
12/11/06	01/10/07	000858294	19718	67,420	52,240	15,180	0	COPR	HORWITH	JTLX30159
12/11/06	01/10/07	000858295	19719	67,000	50,300	16,700	0	COPR	HORWITH	JTLX30159
12/12/06	01/10/07	000858296	19720	8,880	51,160	(42,280)	-5	COPR	HORWITH	JTLX30159
12/12/06	01/18/07	000858298	19721	58,280	51,760	6,520	0	COPR	HORWITH	MHFX5642
12/12/06	01/18/07	000858299	19722	65,580	49,000	16,580	0	COPR	HORWITH	MHFX5642
12/12/06	01/18/07	000858300	19723	66,480	50,880	15,600	0	COPR	HORWITH	MHFX5642
12/12/06	01/18/07	000858301	19724	13,340	49,660	(36,320)	-3	COPR	HORWITH	MHFX5642
12/12/06	01/18/07	000858302	19725	53,300	50,080	3,220	0	COPR	HORWITH	HLMX1293
12/12/06	01/18/07	000858303	19726	68,700	50,060	18,640	0	COPR	HORWITH	HLMX1293
12/12/06	01/18/07	000858304	19727	66,180	50,820	15,360	0	COPR	HORWITH	HLMX1293
12/12/06	01/18/07	000858305	19728	15,360	51,160	(35,800)	-2	COPR	HORWITH	HLMX1293
12/12/06	01/10/07	000858306	19729	45,000	50,920	(5,920)	0	COPR	HORWITH	CEFX31007
12/12/06	01/10/07	000858307	19730	66,580	49,380	17,200	0	COPR	HORWITH	CEFX31007
12/12/06	01/10/07	000858308	19731	66,160	50,540	15,620	0	COPR	HORWITH	CEFX31007
12/12/06	01/10/07	000858309	19732	25,300	50,060	(24,760)	-1	COPR	HORWITH	CEFX31007
12/12/06	01/10/07	000858310	19733	16,400	50,280	(33,880)	-2	COPR	HORWITH	MHFX5681
12/12/06	01/10/07	000858311	19734	74,440	51,760	22,680	0	COPR	HORWITH	MHFX5681
12/12/06	01/10/07	000858312	19735	43,080	49,620	(6,540)	0	COPR	HORWITH	MHFX5681
12/12/06	01/10/07	000858313	19736	66,820	49,440	17,380	0	COPR	HORWITH	MHFX5681
12/12/06	01/10/07	000858314	19737	22,200	49,960	(27,760)	-1	COPR	HORWITH	NRLX528304
12/12/06	01/10/07	000858315	19738	69,240	49,320	19,920	0	COPR	HORWITH	NRLX528304
12/12/06	01/10/07	000858316	19739	66,900	49,760	17,140	0	COPR	HORWITH	NRLX528304
12/12/06	01/10/07	000858317	19740	38,140	50,200	(12,060)	0	COPR	HORWITH	NRLX528304
12/12/06	01/10/07	000858318	19741	60,020	49,420	10,600	0	COPR	HORWITH	CEFX31032
12/12/06	01/10/07	000858319	19742	75,740	50,000	25,740	0	COPR	HORWITH	CEFX31032
12/12/06	01/10/07	000858320	19743	34,080	50,000	(15,920)	0	COPR	HORWITH	CEFX31032
12/12/06	01/10/07	000858321	19744	34,060	49,400	(15,340)	0	COPR	HORWITH	CEFX31032
12/12/06	01/10/07	000858322	19745	65,800	51,440	14,360	0	COPR	HORWITH	CEFX32088
12/12/06	01/10/07	000858323	19746	68,160	48,100	20,060	0	COPR	HORWITH	CEFX32088
12/12/06	01/10/07	000858324	19747	33,860	51,460	(17,600)	-1	COPR	HORWITH	CEFX32088
12/12/06	01/10/07	000858325	19748	33,840	51,200	(17,360)	-1	COPR	HORWITH	CEFX32088
12/12/06	01/18/07	000858326	19749	76,140	51,040	25,100	0	COPR	HORWITH	MHFX5658
12/12/06	01/18/07	000858327	19750	75,560	50,620	24,940	0	COPR	HORWITH	MHFX5658
12/12/06	01/18/07	000858328	19751	47,500	51,920	(4,420)	0	COPR	HORWITH	MHFX5658
12/12/06	01/18/07	000858329	19752	9,480	52,160	(42,680)	-5	COPR	HORWITH	MHFX5658
12/12/06	01/10/07	000858330	19753	41,300	50,160	(8,860)	0	COPR	HORWITH	MHFX5650
12/12/06	01/10/07	000858331	19754	68,180	51,080	17,100	0	COPR	HORWITH	MHFX5650
12/12/06	01/10/07	000858332	19755	67,600	50,260	17,340	0	COPR	HORWITH	MHFX5650
12/12/06	01/10/07	000858333	19756	29,100	51,500	(22,400)	-1	COPR	HORWITH	MHFX5650
12/12/06	01/10/07	000858334	19757	43,840	50,660	(6,820)	0	COPR	HORWITH	CEFX32084
12/12/06	01/10/07	000858335	19758	66,420	50,040	16,380	0	COPR	HORWITH	CEFX32084
12/12/06	01/10/07	000858336	19759	77,060	50,260	26,800	0	COPR	HORWITH	CEFX32084
12/12/06	01/10/07	000858337	19760	16,920	50,260	(33,340)	-2	COPR	HORWITH	CEFX32084
12/12/06	01/18/07	000858338	19761	67,580	51,160	16,420	0	COPR	HORWITH	CEFX32095
12/12/06	01/18/07	000858339	19762	66,620	51,620	15,000	0	COPR	HORWITH	CEFX32095
12/12/06	01/18/07	000858340	19763	67,680	49,980	17,700	0	COPR	HORWITH	CEFX32095
12/12/06	01/18/07	000858341	19764	6,060	50,840	(44,780)	-7	COPR	HORWITH	CEFX32095
12/12/06	01/09/07	000858342	19765	65,640	51,060	14,580	0	COPR	HORWITH	JTLX30102
12/12/06	01/09/07	000858343	19766	48,240	50,120	(1,880)	0	COPR	HORWITH	JTLX30102
12/12/06	01/09/07	000858344	19767	67,680	52,040	15,640	0	COPR	HORWITH	JTLX30102
12/12/06	01/09/07	000858345	19768	23,620	50,620	(27,000)	-1	COPR	HORWITH	JTLX30102
12/12/06	01/09/07	000858346	19769	75,540	50,220	25,320	0	COPR	HORWITH	JTLX30149
12/12/06	01/09/07	000858347	19770	38,160	50,840	(12,680)	0	COPR	HORWITH	JTLX30149
12/12/06	01/09/07	000858348	19771	74,640	50,140	24,500	0	COPR	HORWITH	JTLX30149
12/12/06	01/10/07	000858349	19772	10,260	52,220	(41,960)	-4	COPR	HORWITH	NDYX320445
12/12/06	01/09/07	000858350	19773	19,700	51,600	(31,900)	-2	COPR	HORWITH	JTLX30149
12/13/06	01/10/07	000858352	19774	17,920	49,700	(31,780)	-2	COPR	HORWITH	NDYX316075
12/13/06	01/10/07	000858353	19775	66,560	50,240	16,320	0	COPR	HORWITH	NDYX320445
12/13/06	01/10/07	000858354	19776	69,140	50,120	19,020	0	COPR	HORWITH	NDYX320445
12/13/06	01/10/07	000858355	19777	68,700	49,800	18,900	0	COPR	HORWITH	NDYX316075

HONEYWELL SA-7 USE HAZARDOUS WASTE TRACKING (2006)										
Date Shipped	Date of Return Manifest	State Manifest	Man. Doc #	Facilty Manifest Weight (lbs)	Estimated Weight (lbs)	Manifest - Estimate (lbs)	Man. - Estimate (%)	Material	Transporter	RAILCAR #
12/13/06	01/10/07	000858356	19778	68,260	51,180	17,080	0	COPR	HORWITH	NDYX320445
12/13/06	01/10/07	000858357	19779	59,440	51,180	8,260	0	COPR	HORWITH	MHFX5672
12/13/06	01/10/07	000858358	19780	67,200	50,780	16,420	0	COPR	HORWITH	MHFX5672
12/13/06	01/10/07	000858359	19781	67,080	51,180	15,900	0	COPR	HORWITH	MHFX5672
12/13/06	01/10/07	000858360	19782	14,200	50,920	(36,720)	-3	COPR	HORWITH	MHFX5672
12/13/06	01/10/07	000858361	19783	53,440	50,440	3,000	0	COPR	HORWITH	JTLX30115
12/13/06	01/10/07	000858362	19784	67,620	51,700	15,920	0	COPR	HORWITH	JTLX30115
12/13/06	01/10/07	000858363	19785	66,820	50,680	16,140	0	COPR	HORWITH	JTLX30115
12/13/06	01/10/07	000858364	19786	17,300	49,940	(32,640)	-2	COPR	HORWITH	JTLX30115
12/13/06	01/10/07	000858365	19787	49,240	51,040	(1,800)	0	COPR	HORWITH	NRLX585665
12/13/06	01/10/07	000858366	19788	66,480	50,380	16,100	0	COPR	HORWITH	NRLX585665
12/13/06	01/10/07	000858367	19789	66,340	49,880	16,460	0	COPR	HORWITH	NRLX585665
12/13/06	01/10/07	000858368	19790	76,720	50,420	26,300	0	COPR	HORWITH	CEFX33446
12/13/06	01/10/07	000858369	19791	20,460	50,940	(30,480)	-1	COPR	HORWITH	NRLX585665
12/13/06	01/10/07	000858370	19792	75,980	50,960	25,020	0	COPR	HORWITH	CEFX33446
12/13/06	01/10/07	000858371	19793	22,680	51,740	(29,060)	-1	COPR	HORWITH	CEFX33446
12/13/06	01/10/07	000858372	19794	22,660	49,700	(27,040)	-1	COPR	HORWITH	CEFX33446
12/13/06	01/10/07	000858373	19795	76,920	49,300	27,620	0	COPR	HORWITH	NDYX316075
12/13/06	01/10/07	000858374	19796	30,200	50,220	(20,020)	-1	COPR	HORWITH	CEFX33529
12/13/06	01/10/07	000858375	19797	67,400	49,540	17,860	0	COPR	HORWITH	CEFX33529
12/13/06	01/10/07	000858376	19798	65,220	51,240	13,980	0	COPR	HORWITH	CEFX33529
12/13/06	01/10/07	000858377	19799	38,180	47,300	(9,120)	0	COPR	HORWITH	NDYX316075
12/13/06	01/10/07	000858378	19800	40,380	51,660	(11,280)	0	COPR	HORWITH	CEFX33529
12/13/06	01/10/07	000858380	19801	25,800	50,920	(25,120)	-1	COPR	HORWITH	NRLX528302
12/13/06	01/10/07	000858381	19802	67,500	51,820	15,680	0	COPR	HORWITH	NRLX528302
12/13/06	01/18/07	000858382	19803	48,320	50,100	(1,780)	0	COPR	HORWITH	NDYX316063
12/13/06	01/18/07	000858383	19804	67,800	49,020	18,780	0	COPR	HORWITH	NDYX316063
12/13/06	01/10/07	000858384	19805	66,900	50,420	16,480	0	COPR	HORWITH	NRLX528302
12/13/06	01/10/07	000858385	19806	48,440	50,420	(1,980)	0	COPR	HORWITH	NRLX528302
12/13/06	01/10/07	000858386	19807	38,200	51,720	(13,520)	0	COPR	HORWITH	NRLX526001
12/13/06	01/10/07	000858387	19808	75,520	50,440	25,080	0	COPR	HORWITH	NRLX526001
12/13/06	01/10/07	000858388	19809	67,460	51,080	16,380	0	COPR	HORWITH	NRLX526001
12/13/06	01/10/07	000858389	19810	20,200	50,980	(30,780)	-2	COPR	HORWITH	NRLX526001
12/13/06	01/18/07	000858390	19811	50,080	51,500	(1,420)	0	COPR	HORWITH	JTLX279
12/13/06	01/18/07	000858391	19812	67,740	51,600	16,140	0	COPR	HORWITH	JTLX279
12/13/06	01/18/07	000858392	19813	67,880	50,760	17,120	0	COPR	HORWITH	JTLX279
12/13/06	01/18/07	000858393	19814	67,560	50,180	17,380	0	COPR	HORWITH	NDYX316063
12/13/06	01/18/07	000858394	19815	22,680	52,080	(29,400)	-1	COPR	HORWITH	JTLX279
12/13/06	01/10/07	000858395	19816	76,540	51,900	24,640	0	COPR	HORWITH	NDYX320329
12/13/06	01/18/07	000858396	19817	16,680	49,720	(33,040)	-2	COPR	HORWITH	NDYX316063
12/13/06	01/10/07	000858397	19818	45,500	49,660	(4,160)	0	COPR	HORWITH	NDYX316072
12/13/06	01/10/07	000858398	19819	75,960	51,100	24,860	0	COPR	HORWITH	NDYX320329
12/13/06	01/10/07	000858399	19820	29,400	50,800	(21,400)	-1	COPR	HORWITH	NDYX320329
12/13/06	01/18/07	000858400	19821	30,020	50,000	(19,980)	-1	COPR	HORWITH	CEFX32072
12/13/06	01/10/07	000858401	19822	28,740	51,160	(22,420)	-1	COPR	HORWITH	NDYX320329
12/13/06	01/10/07	000858402	19823	68,140	49,740	18,400	0	COPR	HORWITH	NDYX316072
12/13/06	01/18/07	000858403	19824	68,160	50,820	17,340	0	COPR	HORWITH	CEFX32072
12/13/06	01/10/07	000858404	19825	67,320	49,720	17,600	0	COPR	HORWITH	NDYX316072
12/13/06	01/10/07	000858405	19826	18,800	49,100	(30,300)	-2	COPR	HORWITH	NDYX316072
12/13/06	01/18/07	000858406	19827	66,740	52,100	14,640	0	COPR	HORWITH	CEFX32072
12/14/06	01/18/07	000858407	19828	39,900	50,180	(10,280)	0	COPR	HORWITH	CEFX32072
12/14/06	01/18/07	000858408	19829	44,020	51,080	(7,060)	0	COPR	HORWITH	CHUX175
12/14/06	01/18/07	000858409	19830	22,680	49,280	(26,600)	-1	COPR	HORWITH	NDYX316219
12/14/06	01/18/07	000858410	19831	68,380	50,240	18,140	0	COPR	HORWITH	CHUX175
12/14/06	01/18/07	000858411	19832	65,980	49,040	16,940	0	COPR	HORWITH	NDYX316219
12/14/06	01/18/07	000858412	19833	68,080	50,680	17,400	0	COPR	HORWITH	CHUX175
12/14/06	01/18/07	000858413	19834	23,480	50,900	(27,420)	-1	COPR	HORWITH	CHUX175
12/14/06	01/18/07	000858414	19835	43,620	51,960	(8,340)	0	COPR	HORWITH	CHUX183
12/14/06	01/18/07	000858415	19836	68,360	50,800	17,560	0	COPR	HORWITH	CHUX183
12/14/06	01/18/07	000858416	19837	68,200	51,600	16,600	0	COPR	HORWITH	CHUX183
12/14/06	01/18/07	000858417	19838	31,020	50,000	(18,980)	-1	COPR	HORWITH	CHUX183
12/14/06	01/18/07	000858418	19839	36,240	50,000	(13,760)	0	COPR	HORWITH	NRLX528152
12/14/06	01/18/07	000858419	19840	67,700	49,260	18,440	0	COPR	HORWITH	NDYX316219
12/14/06	01/18/07	000858420	19841	68,400	50,340	18,060	0	COPR	HORWITH	NRLX528152
12/14/06	01/18/07	000858421	19842	67,260	49,980	17,280	0	COPR	HORWITH	NDYX316019
12/14/06	01/18/07	000858422	19843	27,740	49,860	(22,120)	-1	COPR	HORWITH	NDYX316019
12/14/06	01/18/07	000858423	19844	67,520	50,280	17,240	0	COPR	HORWITH	NRLX528152
12/14/06	01/18/07	000858424	19845	31,220	51,260	(20,040)	-1	COPR	HORWITH	NRLX528152
12/14/06	01/18/07	000858425	19846	36,660	51,780	(15,120)	0	COPR	HORWITH	JTLX30118
12/14/06	01/18/07	000858426	19847	67,380	51,100	16,280	0	COPR	HORWITH	JTLX30118
12/14/06	01/18/07	000858427	19848	66,960	51,400	15,560	0	COPR	HORWITH	JTLX30118
12/14/06	01/18/07	000858428	19849	68,000	49,000	19,000	0	COPR	HORWITH	NDYX316019
12/14/06	01/18/07	000858429	19850	36,520	51,480	(14,960)	0	COPR	HORWITH	JTLX30118
12/14/06	01/18/07	000858430	19851	36,820	49,500	(12,680)	0	COPR	HORWITH	NDYX316019

Honeywell

HONEYWELL SA-7 USE HAZARDOUS WASTE TRACKING (2006)										
Date Shipped	Date of Return Manifest	State Manifest	Man. Doc #	Facilty Manifest Weight (lbs)	Estimated Weight (lbs)	Manifest - Estimate (lbs)	Man. - Estimate (%)	Material	Transporter	RAILCAR #
12/14/06	01/18/07	000858431	19852	41,900	48,560	(6,660)	0	COPR	HORWITH	NDYX316219
12/14/06	01/18/07	000858432	19853	26,800	51,060	(24,260)	-1	COPR	HORWITH	JTLX105
12/14/06	01/18/07	000858433	19854	31,140	50,860	(19,720)	-1	COPR	HORWITH	JTLX105
12/14/06	01/18/07	000858434	19855	68,700	52,100	16,600	0	COPR	HORWITH	JTLX105
12/14/06	01/18/07	000858435	19856	81,260	51,840	29,420	0	COPR	HORWITH	JTLX105
12/14/06	01/18/07	000858436	19857	68,220	51,140	17,080	0	COPR	HORWITH	CEFX35236
12/14/06	01/18/07	000858437	19858	51,560	50,220	1,340	0	COPR	HORWITH	CEFX35236
12/14/06	01/18/07	000858438	19859	66,880	52,160	14,720	0	COPR	HORWITH	CEFX35236
12/14/06	01/18/07	000858439	19860	18,960	51,120	(32,160)	-2	COPR	HORWITH	CEFX35236
12/14/06	01/18/07	000858440	19861	16,780	51,020	(34,240)	-2	COPR	HORWITH	CHUX245
12/14/06	01/18/07	000858441	19862	66,820	52,120	14,700	0	COPR	HORWITH	CHUX245
12/14/06	01/18/07	000858442	19863	67,640	51,120	16,520	0	COPR	HORWITH	CHUX245
12/14/06	01/18/07	000858443	19864	55,740	52,120	3,620	0	COPR	HORWITH	CHUX245
12/14/06	01/18/07	000858444	19865	66,340	51,500	14,840	0	COPR	HORWITH	CHUX238
12/14/06	01/18/07	000858445	19866	44,760	51,660	(6,900)	0	COPR	HORWITH	CHUX238
12/14/06	01/18/07	000858446	19867	67,700	52,840	14,860	0	COPR	HORWITH	CHUX238
12/14/06	01/18/07	000858447	19868	36,560	52,000	(15,440)	0	COPR	HORWITH	CHUX238
12/14/06	01/18/07	000858448	19869	45,360	52,060	(6,700)	0	COPR	HORWITH	CEFX33343
12/14/06	01/18/07	000858449	19870	68,260	51,000	17,260	0	COPR	HORWITH	CEFX33343
12/14/06	01/18/07	000858450	19871	67,380	50,980	16,400	0	COPR	HORWITH	CEFX33343
12/14/06	01/18/07	000858451	19872	22,060	51,760	(29,700)	-1	COPR	HORWITH	CEFX33343
12/14/06	01/18/07	000858452	19873	12,240	49,840	(37,600)	-3	COPR	HORWITH	NDYX316074
12/14/06	01/18/07	000858453	19874	41,180	51,860	(10,680)	0	COPR	HORWITH	CEFX33540
12/14/06	01/18/07	000858454	19875	76,920	52,320	24,600	0	COPR	HORWITH	CEFX33540
12/14/06	01/18/07	000858455	19876	76,080	50,320	25,760	0	COPR	HORWITH	NDYX316074
12/14/06	01/18/07	000858456	19877	68,540	50,940	17,600	0	COPR	HORWITH	CEFX33540
12/14/06	01/18/07	000858457	19878	22,340	51,300	(28,960)	-1	COPR	HORWITH	CEFX33540
12/14/06	01/18/07	000858458	19879	68,440	50,000	18,440	0	COPR	HORWITH	NDYX316074
12/14/06	01/18/07	000858459	19880	44,040	49,680	(5,640)	0	COPR	HORWITH	NDYX316074
12/14/06	01/18/07	000858460	19881	48,720	51,460	(2,740)	0	COPR	HORWITH	MHFX5643
12/15/06	01/18/07	000858461	19882	68,160	49,540	18,620	0	COPR	HORWITH	NDYX316221
12/15/06	01/18/07	000858462	19883	68,200	49,780	18,420	0	COPR	HORWITH	NDYX316221
12/15/06	01/18/07	000858463	19884	66,420	49,920	16,500	0	COPR	HORWITH	MHFX5643
12/15/06	01/18/07	000858464	19885	68,080	50,000	18,080	0	COPR	HORWITH	MHFX5643
12/15/06	01/18/07	000858465	19886	20,080	50,960	(30,880)	-2	COPR	HORWITH	MHFX5643
12/15/06	01/18/07	000858466	19887	46,860	51,060	(4,200)	0	COPR	HORWITH	CEFX31022
12/15/06	01/18/07	000858467	19888	76,880	50,680	26,200	0	COPR	HORWITH	CEFX31022
12/15/06	01/18/07	000858468	19889	76,560	50,540	26,020	0	COPR	HORWITH	CEFX31022
12/15/06	01/18/07	000858469	19890	7,580	50,760	(43,180)	-6	COPR	HORWITH	CEFX31022
12/15/06	01/18/07	000858470	19891	65,400	51,280	14,120	0	COPR	HORWITH	MHFX5654
12/15/06	01/18/07	000858471	19892	67,520	51,940	15,580	0	COPR	HORWITH	MHFX5654
12/15/06	01/18/07	000858472	19893	33,040	51,340	(18,300)	-1	COPR	HORWITH	MHFX5654
12/15/06	01/18/07	000858473	19894	33,040	50,220	(17,180)	-1	COPR	HORWITH	MHFX5654
12/15/06	01/18/07	000858474	19895	77,420	50,040	27,380	0	COPR	HORWITH	HLMX1162
12/15/06	01/18/07	000858475	19896	76,580	51,140	25,440	0	COPR	HORWITH	HLMX1162
12/15/06	01/18/07	000858476	19897	26,320	51,820	(25,500)	-1	COPR	HORWITH	HLMX1162
12/15/06	01/18/07	000858477	19898	13,160	51,020	(37,860)	-3	COPR	HORWITH	MHFX5751
12/15/06	01/18/07	000858478	19899	26,320	50,880	(24,560)	-1	COPR	HORWITH	HLMX1162
12/15/06	01/18/07	000858479	19900	76,060	51,340	24,720	0	COPR	HORWITH	MHFX5751
12/15/06	01/18/07	000858480	19901	33,360	49,360	(16,000)	0	COPR	HORWITH	NDYX316221
12/15/06	01/18/07	000858481	19902	68,120	50,520	17,600	0	COPR	HORWITH	MHFX5751
12/15/06	01/18/07	000858482	19903	50,340	52,060	(1,720)	0	COPR	HORWITH	MHFX5751
12/15/06	01/24/07	000858483	19904	58,960	49,500	9,460	0	COPR	HORWITH	CEFX33435
12/15/06	01/18/07	000858484	19905	33,380	46,640	(13,260)	0	COPR	HORWITH	NDYX316221
12/15/06	01/24/07	000858485	19906	67,240	50,500	16,740	0	COPR	HORWITH	CEFX33435
12/15/06	01/24/07	000858486	19907	38,100	50,760	(12,660)	0	COPR	HORWITH	CEFX33435
12/15/06	01/24/07	000858487	19908	38,080	50,440	(12,360)	0	COPR	HORWITH	CEFX33435
12/15/06	01/18/07	000858488	19909	76,740	52,560	24,180	0	COPR	HORWITH	NRLX528149
12/15/06	01/18/07	000858489	19910	61,500	49,260	12,240	0	COPR	HORWITH	NRLX528149
12/15/06	01/18/07	000858490	19911	34,080	50,720	(16,640)	0	COPR	HORWITH	NRLX528149
12/15/06	01/18/07	000858491	19912	7,580	51,940	(44,360)	-6	COPR	HORWITH	CHUX265
12/15/06	01/18/07	000858492	19913	34,100	52,380	(18,280)	-1	COPR	HORWITH	NRLX528149
12/15/06	01/18/07	000858493	19914	68,020	51,260	16,760	0	COPR	HORWITH	CHUX265
12/15/06	01/18/07	000858494	19915	66,420	51,360	15,060	0	COPR	HORWITH	CHUX265
12/15/06	01/18/07	000858495	19916	67,740	51,640	16,100	0	COPR	HORWITH	CHUX265
12/15/06	01/18/07	000858496	19917	36,400	49,820	(13,420)	0	COPR	HORWITH	JTLX118
12/15/06	01/18/07	000858497	19918	67,800	52,340	15,460	0	COPR	HORWITH	JTLX118
12/15/06	01/18/07	000858498	19919	30,860	52,300	(21,440)	-1	COPR	HORWITH	JTLX118
12/15/06	01/18/07	000858499	19920	66,840	50,400	16,440	0	COPR	HORWITH	JTLX118
12/15/06	01/18/07	000858501	19921	30,120	52,740	(22,620)	-1	COPR	HORWITH	CEFX33323
12/15/06	01/18/07	000858502	19922	77,160	52,660	24,500	0	COPR	HORWITH	CEFX33323
12/15/06	01/18/07	000858503	19923	76,700	50,960	25,740	0	COPR	HORWITH	CEFX33323
12/15/06	01/18/07	000858504	19924	24,260	50,280	(26,020)	-1	COPR	HORWITH	CEFX33323
12/15/06	01/18/07	000858505	19925	23,100	50,620	(27,520)	-1	COPR	HORWITH	HLMX1103

HONEYWELL SA-7 USE HAZARDOUS WASTE TRACKING (2006)										
Date Shipped	Date of Return Manifest	State Manifest	Man. Doc #	Facilty Manifest Weight (lbs)	Estimated Weight (lbs)	Manifest - Estimate (lbs)	Man. - Estimate (%)	Material	Transporter	RAILCAR #
12/15/06	01/18/07	000858506	19926	77,060	51,340	25,720	0	COPR	HORWITH	HLMX1103
12/15/06	01/18/07	000858507	19927	76,440	49,660	26,780	0	COPR	HORWITH	HLMX1103
12/15/06	01/18/07	000858508	19928	23,860	49,780	(25,920)	-1	COPR	HORWITH	HLMX1103
12/15/06	01/18/07	000858509	19929	77,540	51,300	26,240	0	COPR	HORWITH	MHFX5692
12/15/06	01/18/07	000858510	19930	65,760	48,440	17,320	0	COPR	HORWITH	MHFX5692
12/15/06	01/18/07	000858511	19931	68,460	50,160	18,300	0	COPR	HORWITH	CEFX33358
12/15/06	01/18/07	000858512	19932	33,320	50,940	(17,620)	-1	COPR	HORWITH	CEFX33358
12/15/06	01/18/07	000858513	19933	67,020	49,000	18,020	0	COPR	HORWITH	CEFX33358
12/15/06	01/18/07	000858514	19934	33,300	50,260	(16,960)	-1	COPR	HORWITH	CEFX33358
12/15/06	01/18/07	000858515	19935	33,820	50,760	(16,940)	-1	COPR	HORWITH	MHFX5692
12/18/06	01/18/07	000858517	19936	52,600	49,700	2,900	0	COPR	HORWITH	NDYX316056
12/18/06	01/18/07	000858518	19937	67,700	49,700	18,000	0	COPR	HORWITH	NDYX316056
12/18/06	01/18/07	000858519	19938	68,140	49,920	18,220	0	COPR	HORWITH	NDYX316056
12/18/06	01/18/07	000858520	19939	60,420	50,220	10,200	0	COPR	HORWITH	CEFX35244
12/18/06	01/18/07	000858521	19940	67,700	51,180	16,520	0	COPR	HORWITH	CEFX35244
12/18/06	01/18/07	000858522	19941	11,300	49,560	(38,260)	-3	COPR	HORWITH	NDYX316056
12/18/06	01/18/07	000858523	19942	68,180	50,760	17,420	0	COPR	HORWITH	CEFX35244
12/18/06	01/18/07	000858524	19943	8,100	51,680	(43,580)	-5	COPR	HORWITH	CEFX35244
12/18/06	01/18/07	000858525	19944	59,680	52,000	7,680	0	COPR	HORWITH	NRLX585654
12/18/06	01/18/07	000858526	19945	66,260	50,660	15,600	0	COPR	HORWITH	CHUX216
12/18/06	01/18/07	000858527	19946	75,400	50,680	24,720	0	COPR	HORWITH	NRLX585654
12/18/06	01/18/07	000858528	19947	33,220	51,280	(18,060)	-1	COPR	HORWITH	NRLX585654
12/18/06	01/18/07	000858529	19948	33,220	50,220	(17,000)	-1	COPR	HORWITH	NRLX585654
12/18/06	01/18/07	000858530	19949	33,800	51,320	(17,520)	-1	COPR	HORWITH	MHFX5692
12/18/06	01/18/07	000858531	19950	65,720	49,020	16,700	0	COPR	HORWITH	NDYX316179
12/18/06	01/18/07	000858532	19951	76,260	51,420	24,840	0	COPR	HORWITH	CHUX274
12/18/06	01/18/07	000858533	19952	9,220	51,720	(42,500)	-5	COPR	HORWITH	CHUX274
12/18/06	01/18/07	000858534	19953	66,700	51,900	14,800	0	COPR	HORWITH	CHUX274
12/18/06	01/18/07	000858535	19954	63,980	50,280	13,700	0	COPR	HORWITH	NDYX316179
12/18/06	01/18/07	000858536	19955	33,240	49,660	(16,420)	0	COPR	HORWITH	NDYX316179
12/18/06	01/18/07	000858537	19956	56,160	51,640	4,520	0	COPR	HORWITH	CHUX274
12/18/06	01/18/07	000858538	19957	9,900	51,440	(41,540)	-4	COPR	HORWITH	CHUX216
12/18/06	01/18/07	000858539	19958	33,240	50,000	(16,760)	-1	COPR	HORWITH	NDYX316179
12/18/06	01/18/07	000858540	19959	64,400	51,560	12,840	0	COPR	HORWITH	CHUX216
12/18/06	01/18/07	000858541	19960	65,360	51,500	13,860	0	COPR	HORWITH	CHUX216
12/18/06	01/18/07	000858542	19961	67,920	51,600	16,320	0	COPR	HORWITH	JTLX30158
12/18/06	01/18/07	000858543	19962	21,180	51,480	(30,300)	-1	COPR	HORWITH	JTLX30158
12/18/06	01/18/07	000858544	19963	68,220	50,900	17,320	0	COPR	HORWITH	JTLX30158
12/18/06	01/18/07	000858545	19964	49,360	51,560	(2,200)	0	COPR	HORWITH	JTLX30158
12/18/06	01/24/07	000858546	19965	43,080	52,300	(9,220)	0	COPR	HORWITH	JTLX30174
12/18/06	01/24/07	000858547	19966	67,620	51,900	15,720	0	COPR	HORWITH	JTLX30174
12/18/06	01/24/07	000858548	19967	65,700	52,300	13,400	0	COPR	HORWITH	JTLX30174
12/18/06	01/18/07	000858549	19968	45,780	50,200	(4,420)	0	COPR	HORWITH	NDYX316025
12/18/06	01/24/07	000858550	19969	34,860	50,580	(15,720)	0	COPR	HORWITH	JTLX30174
12/18/06	01/18/07	000858551	19970	51,600	51,600	0	0	COPR	HORWITH	JTLX30109
12/18/06	01/18/07	000858552	19971	66,460	52,040	14,420	0	COPR	HORWITH	JTLX30109
12/18/06	01/18/07	000858553	19972	67,680	51,560	16,120	0	COPR	HORWITH	JTLX30109
12/18/06	01/18/07	000858554	19973	68,240	50,100	18,140	0	COPR	HORWITH	NDYX316025
12/18/06	01/18/07	000858555	19974	24,220	51,280	(27,060)	-1	COPR	HORWITH	JTLX30109
12/18/06	01/24/07	000858556	19975	52,500	51,860	640	0	COPR	HORWITH	CHUX279
12/18/06	01/18/07	000858557	19976	76,100	50,540	25,560	0	COPR	HORWITH	CEFX35245
12/18/06	01/18/07	000858558	19977	66,480	50,560	15,920	0	COPR	HORWITH	NDYX316025
12/18/06	01/18/07	000858559	19978	15,420	47,840	(32,420)	-2	COPR	HORWITH	NDYX316025
12/18/06	01/24/07	000858560	19979	76,680	52,440	24,240	0	COPR	HORWITH	CHUX279
12/18/06	01/24/07	000858561	19980	38,160	51,260	(13,100)	0	COPR	HORWITH	CHUX279
12/18/06	01/24/07	000858562	19981	38,140	51,380	(13,240)	0	COPR	HORWITH	CHUX279
12/18/06	01/18/07	000858563	19982	72,100	50,560	21,540	0	COPR	HORWITH	CEFX35245
12/18/06	01/18/07	000858564	19983	27,260	50,820	(23,560)	-1	COPR	HORWITH	CEFX35245
12/18/06	01/18/07	000858565	19984	27,260	50,360	(23,100)	-1	COPR	HORWITH	CEFX35245
12/18/06	01/18/07	000858566	19985	9,540	50,820	(41,280)	-4	COPR	HORWITH	CHUX192
12/18/06	01/18/07	000858567	19986	76,320	50,940	25,380	0	COPR	HORWITH	CHUX192
12/18/06	01/18/07	000858568	19987	76,980	50,320	26,660	0	COPR	HORWITH	CHUX192
12/18/06	01/18/07	000858569	19988	43,480	51,340	(7,860)	0	COPR	HORWITH	CHUX192
12/18/06	01/18/07	000858570	19989	16,460	52,060	(35,600)	-2	COPR	HORWITH	CHUX173
12/18/06	01/18/07	000858571	19990	65,660	51,340	14,320	0	COPR	HORWITH	CHUX173
12/18/06	01/18/07	000858572	19991	59,400	50,080	9,320	0	COPR	HORWITH	NDYX316093
12/18/06	01/18/07	000858573	19992	65,680	51,280	14,400	0	COPR	HORWITH	CHUX173
12/18/06	01/18/07	000858574	19993	68,260	49,360	18,900	0	COPR	HORWITH	NDYX316093
12/18/06	01/18/07	000858575	19994	58,660	50,240	8,420	0	COPR	HORWITH	CHUX173
12/18/06	01/18/07	000858576	19995	67,860	49,160	18,700	0	COPR	HORWITH	NDYX316093
12/18/06	01/18/07	000858577	19996	27,860	51,080	(23,220)	-1	COPR	HORWITH	NDYX320472
12/18/06	01/18/07	000858578	19997	5,420	49,700	(44,280)	-8	COPR	HORWITH	NDYX316093
12/19/06	01/18/07	000858579	19998	38,420	51,580	(13,160)	0	COPR	HORWITH	CHUX155
12/19/06	01/18/07	000858580	19999	76,040	52,780	23,260	0	COPR	HORWITH	CHUX155

HONEYWELL SA-7 USE HAZARDOUS WASTE TRACKING (2006)										
Date Shipped	Date of Return Manifest	State Manifest	Man. Doc #	Facilty Manifest Weight (lbs)	Estimated Weight (lbs)	Manifest - Estimate (lbs)	Man. - Estimate (%)	Material	Transporter	RAILCAR #
12/19/06	01/18/07	000858581	20000	24,440	49,140	(24,700)	-1	COPR	HORWITH	NDYX316064
12/19/06	01/18/07	000858582	20001	66,300	50,300	16,000	0	COPR	HORWITH	NDYX316064
12/19/06	01/18/07	000858583	20002	64,400	50,940	13,460	0	COPR	HORWITH	NDYX320472
12/19/06	01/18/07	000858584	20003	77,020	51,720	25,300	0	COPR	HORWITH	NDYX320472
12/19/06	01/18/07	000858585	20004	66,860	49,760	17,100	0	COPR	HORWITH	NDYX316064
12/19/06	01/18/07	000858586	20005	40,060	49,740	(9,680)	0	COPR	HORWITH	NDYX316064
12/19/06	01/18/07	000858587	20006	38,420	51,560	(13,140)	0	COPR	HORWITH	NDYX320472
12/19/06	01/18/07	000858588	20007	65,900	50,860	15,040	0	COPR	HORWITH	CHUX155
12/19/06	01/18/07	000858589	20008	29,240	51,760	(22,520)	-1	COPR	HORWITH	CHUX155
12/19/06	01/18/07	000858590	20009	37,200	49,380	(12,180)	0	COPR	HORWITH	NDYX316060
12/19/06	01/18/07	000858591	20010	68,340	50,980	17,360	0	COPR	HORWITH	CHUX165
12/19/06	01/18/07	000858592	20011	66,900	51,840	15,060	0	COPR	HORWITH	CHUX165
12/19/06	01/18/07	000858593	20012	67,100	49,760	17,340	0	COPR	HORWITH	NDYX316060
12/19/06	01/18/07	000858594	20013	66,620	50,040	16,580	0	COPR	HORWITH	NDYX316060
12/19/06	01/18/07	000858595	20014	12,220	51,260	(39,040)	-3	COPR	HORWITH	CHUX165
12/19/06	01/18/07	000858596	20015	67,880	52,140	15,740	0	COPR	HORWITH	CHUX165
12/19/06	01/18/07	000858597	20016	67,980	49,680	18,300	0	COPR	HORWITH	NDYX316078
12/19/06	01/18/07	000858598	20017	33,920	46,420	(12,500)	0	COPR	HORWITH	NDYX316078
12/19/06	01/18/07	000858599	20018	55,220	49,740	5,480	0	COPR	HORWITH	NDYX316078
12/19/06	01/18/07	000858600	20019	19,320	51,700	(32,380)	-2	COPR	HORWITH	NRLX528222
12/19/06	01/18/07	000858601	20020	55,660	50,140	5,520	0	COPR	HORWITH	NDYX316023
12/19/06	01/18/07	000858602	20021	28,940	49,360	(20,420)	-1	COPR	HORWITH	NDYX316060
12/19/06	01/18/07	000858603	20022	33,920	50,560	(16,640)	0	COPR	HORWITH	NDYX316078
12/19/06	01/18/07	000858604	20023	66,520	51,040	15,480	0	COPR	HORWITH	NRLX528222
12/19/06	01/18/07	000858605	20024	67,980	49,120	18,860	0	COPR	HORWITH	NDYX316023
12/19/06	01/18/07	000858606	20025	63,700	51,420	12,280	0	COPR	HORWITH	NRLX528222
12/19/06	01/18/07	000858607	20026	7,460	48,520	(41,060)	-6	COPR	HORWITH	NDYX316023
12/19/06	01/18/07	000858608	20027	67,440	50,740	16,700	0	COPR	HORWITH	NDYX316023
12/19/06	01/18/07	000858609	20028	59,320	52,200	7,120	0	COPR	HORWITH	NRLX528222
12/19/06	01/18/07	000858610	20029	36,900	49,900	(13,000)	0	COPR	HORWITH	NDYX316176
12/19/06	01/18/07	000858611	20030	17,720	51,680	(33,960)	-2	COPR	HORWITH	CEFX32099
12/19/06	01/18/07	000858612	20031	76,340	51,200	25,140	0	COPR	HORWITH	CEFX32099
12/19/06	01/18/07	000858613	20032	75,780	51,700	24,080	0	COPR	HORWITH	CEFX32099
12/19/06	01/18/07	000858614	20033	41,620	51,880	(10,260)	0	COPR	HORWITH	CEFX32099
12/19/06	01/18/07	000858615	20034	28,740	51,620	(22,880)	-1	COPR	HORWITH	CHUX231
12/19/06	01/18/07	000858616	20035	66,240	51,640	14,600	0	COPR	HORWITH	CHUX231
12/19/06	01/18/07	000858617	20036	66,580	52,300	14,280	0	COPR	HORWITH	CHUX231
12/19/06	01/18/07	000858618	20037	47,300	52,000	(4,700)	0	COPR	HORWITH	CHUX231
12/19/06	01/18/07	000858619	20038	51,260	51,920	(660)	0	COPR	HORWITH	JTLX30110
12/19/06	01/18/07	000858620	20039	64,100	52,680	11,420	0	COPR	HORWITH	JTLX30110
12/19/06	01/18/07	000858621	20040	77,440	51,480	25,960	0	COPR	HORWITH	JTLX30110
12/19/06	01/18/07	000858622	20041	16,840	51,220	(34,380)	-2	COPR	HORWITH	JTLX30110
12/19/06	01/18/07	000858623	20042	77,260	50,820	26,440	0	COPR	HORWITH	NDYX316176
12/19/06	01/18/07	000858624	20043	59,280	51,460	7,820	0	COPR	HORWITH	JTLX30166
12/19/06	01/18/07	000858625	20044	66,100	51,040	15,060	0	COPR	HORWITH	JTLX30166
12/19/06	01/18/07	000858626	20045	66,240	52,080	14,160	0	COPR	HORWITH	JTLX30166
12/19/06	01/18/07	000858627	20046	38,280	50,340	(12,060)	0	COPR	HORWITH	NDYX316176
12/19/06	01/18/07	000858628	20047	38,300	48,540	(10,240)	0	COPR	HORWITH	NDYX316176
12/19/06	01/18/07	000858629	20048	15,320	50,980	(35,660)	-2	COPR	HORWITH	JTLX30166
12/19/06	01/18/07	000858630	20049	35,360	51,120	(15,760)	0	COPR	HORWITH	JTLX30134
12/19/06	01/18/07	000858631	20050	78,100	50,520	27,580	0	COPR	HORWITH	JTLX30134
12/19/06	01/18/07	000858632	20051	77,080	49,840	27,240	0	COPR	HORWITH	NDYX316002
12/19/06	01/18/07	000858633	20052	77,060	51,740	25,320	0	COPR	HORWITH	JTLX30134
12/19/06	01/24/07	000858634	20053	75,880	50,800	25,080	0	COPR	HORWITH	CHUX146
12/19/06	01/18/07	000858635	20054	16,720	51,920	(35,200)	-2	COPR	HORWITH	JTLX30134
12/19/06	01/18/07	000858636	20055	76,360	50,380	25,980	0	COPR	HORWITH	NDYX316002
12/19/06	01/18/07	000858637	20056	23,440	50,400	(26,960)	-1	COPR	HORWITH	NDYX316002
12/19/06	01/18/07	000858638	20057	23,440	47,920	(24,480)	-1	COPR	HORWITH	NDYX316002
12/19/06	01/24/07	000858639	20058	75,740	50,640	25,100	0	COPR	HORWITH	CHUX146
12/19/06	01/24/07	000858640	20059	26,800	51,060	(24,260)	-1	COPR	HORWITH	CHUX146
12/20/06	01/18/07	000858641	20060	19,940	48,700	(28,760)	-1	COPR	HORWITH	NDYX316140
12/20/06	01/18/07	000858642	20061	59,240	46,660	12,580	0	COPR	HORWITH	NDYX316140
12/20/06	01/18/07	000858643	20062	60,080	49,140	10,940	0	COPR	HORWITH	NDYX316140
12/20/06	01/18/07	000858644	20063	54,600	49,500	5,100	0	COPR	HORWITH	NDYX316140
12/20/06	01/24/07	000858645	20064	26,140	50,600	(24,460)	-1	COPR	HORWITH	CHUX146
12/20/06	01/24/07	000858646	20065	12,420	50,240	(37,820)	-3	COPR	HORWITH	JTLX30153
12/20/06	01/24/07	000858647	20066	67,120	50,900	16,220	0	COPR	HORWITH	JTLX30153
12/20/06	01/24/07	000858648	20067	48,660	46,240	2,420	0	COPR	HORWITH	NDYX316184
12/20/06	01/24/07	000858649	20068	66,680	47,780	18,900	0	COPR	HORWITH	NDYX316184
12/20/06	01/24/07	000858650	20069	59,760	44,020	15,740	0	COPR	HORWITH	NDYX316184
12/20/06	01/24/07	000858651	20070	6,600	44,120	(37,520)	-6	COPR	HORWITH	NDYX316184
12/20/06	01/24/07	000858652	20071	64,280	47,380	16,900	0	COPR	HORWITH	NDYX316022
12/20/06	01/24/07	000858653	20072	63,740	46,420	17,320	0	COPR	HORWITH	NDYX316022
12/20/06	01/24/07	000858654	20073	35,760	46,660	(10,900)	0	COPR	HORWITH	NDYX316022

HONEYWELL SA-7 USE HAZARDOUS WASTE TRACKING (2006)										
Date Shipped	Date of Return Manifest	State Manifest	Man. Doc #	Facilty Manifest Weight (lbs)	Estimated Weight (lbs)	Manifest - Estimate (lbs)	Man. - Estimate (%)	Material	Transporter	RAILCAR #
12/20/06	01/24/07	000858655	20074	13,440	47,780	(34,340)	-3	COPR	HORWITH	NDYX316052
12/20/06	01/24/07	000858656	20075	35,740	49,580	(13,840)	0	COPR	HORWITH	NDYX316022
12/20/06	01/24/07	000858657	20076	59,900	47,600	12,300	0	COPR	HORWITH	NDYX316052
12/20/06	01/24/07	000858658	20077	55,840	47,640	8,200	0	COPR	HORWITH	NDYX316052
12/20/06	01/24/07	000858659	20078	61,160	47,740	13,420	0	COPR	HORWITH	NDYX316052
12/20/06	01/24/07	000858660	20079	64,060	49,580	14,480	0	COPR	HORWITH	JTLX30153
12/20/06	01/24/07	000858661	20080	56,560	48,920	7,640	0	COPR	HORWITH	JTLX30153
12/20/06	01/18/07	000858662	20081	27,800	48,300	(20,500)	-1	COPR	HORWITH	CHUX149
12/20/06	01/18/07	000858663	20082	75,980	50,600	25,380	0	COPR	HORWITH	CHUX149
12/20/06	01/18/07	000858664	20083	67,600	50,520	17,080	0	COPR	HORWITH	CHUX149
12/20/06	01/18/07	000858665	20084	29,580	50,420	(20,840)	-1	COPR	HORWITH	CHUX149
12/20/06	01/18/07	000858666	20085	36,160	50,520	(14,360)	0	COPR	HORWITH	CHUX263
12/20/06	01/18/07	000858667	20086	66,100	49,400	16,700	0	COPR	HORWITH	CHUX263
12/20/06	01/18/07	000858668	20087	66,160	45,860	20,300	0	COPR	HORWITH	CHUX263
12/20/06	01/18/07	000858669	20088	30,180	52,460	(22,280)	-1	COPR	HORWITH	CHUX263
12/20/06	01/18/07	000858670	20089	61,300	50,940	10,360	0	COPR	HORWITH	NDYX320318
12/20/06	01/18/07	000858671	20090	66,620	51,740	14,880	0	COPR	HORWITH	NDYX320318
12/20/06	01/18/07	000858672	20091	68,160	50,000	18,160	0	COPR	HORWITH	NDYX320318
12/20/06	01/18/07	000858673	20092	10,220	50,520	(40,300)	-4	COPR	HORWITH	NDYX320318
12/20/06	01/24/07	000858674	20093	75,480	50,340	25,140	0	COPR	HORWITH	CHUX206
12/20/06	01/18/07	000858675	20094	67,880	52,440	15,440	0	COPR	HORWITH	CEFX35841
12/20/06	01/24/07	000858676	20095	68,400	50,200	18,200	0	COPR	HORWITH	CHUX206
12/20/06	01/24/07	000858677	20096	26,900	50,880	(23,980)	-1	COPR	HORWITH	CHUX206
12/20/06	01/24/07	000858678	20097	26,900	50,940	(24,040)	-1	COPR	HORWITH	CHUX206
12/20/06	01/18/07	000858679	20098	58,040	51,080	6,960	0	COPR	HORWITH	CEFX35841
12/20/06	01/18/07	000858680	20099	67,720	51,200	16,520	0	COPR	HORWITH	CEFX35841
12/20/06	01/18/07	000858681	20100	59,520	51,160	8,360	0	COPR	HORWITH	CEFX35851
12/20/06	01/18/07	000858682	20101	17,080	51,160	(34,080)	-2	COPR	HORWITH	CEFX35841
12/20/06	01/18/07	000858683	20102	68,040	51,240	16,800	0	COPR	HORWITH	CEFX35851
12/20/06	01/18/07	000859526	20103	66,860	51,180	15,680	0	COPR	HORWITH	CEFX35851
12/20/06	01/18/07	000859527	20104	9,460	50,480	(41,020)	-4	COPR	HORWITH	CEFX35851
12/20/06	01/18/07	000858684	20105	57,860	49,220	8,640	0	COPR	HORWITH	NDYX316128
12/20/06	01/31/07	000858685	20106	52,260	51,680	580	0	COPR	HORWITH	JTLX262
12/20/06	01/18/07	000858686	20107	68,260	48,460	19,800	0	COPR	HORWITH	NDYX316128
12/20/06	01/18/07	000858687	20108	68,160	50,260	17,900	0	COPR	HORWITH	NDYX316128
12/20/06	01/31/07	000858688	20109	67,560	51,340	16,220	0	COPR	HORWITH	JTLX262
12/20/06	01/31/07	000858689	20110	63,980	51,220	12,760	0	COPR	HORWITH	JTLX262
12/20/06	01/31/07	000858690	20111	21,480	51,000	(29,520)	-1	COPR	HORWITH	JTLX262
12/20/06	01/18/07	000858691	20112	62,840	51,300	11,540	0	COPR	HORWITH	JTLX30156
12/20/06	01/18/07	000858692	20113	68,180	50,760	17,420	0	COPR	HORWITH	JTLX30156
12/20/06	01/18/07	000858693	20114	67,440	51,500	15,940	0	COPR	HORWITH	JTLX30156
12/20/06	01/18/07	000858694	20115	5,460	50,520	(45,060)	-8	COPR	HORWITH	NDYX316128
12/20/06	01/18/07	000858695	20116	8,120	51,300	(43,180)	-5	COPR	HORWITH	JTLX30156
12/20/06	01/24/07	000858696	20117	68,340	50,820	17,520	0	COPR	HORWITH	JTLX30162
12/20/06	01/24/07	000858697	20118	76,660	52,220	24,440	0	COPR	HORWITH	JTLX30162
12/20/06	01/24/07	000858698	20119	27,060	50,160	(23,100)	-1	COPR	HORWITH	JTLX30162
12/21/06	01/18/07	000858699	20120	64,820	42,140	22,680	0	COPR	HORWITH	NDYX316103
12/21/06	01/24/07	000858700	20121	30,900	44,820	(13,920)	0	COPR	HORWITH	NDYX316133
12/21/06	01/24/07	000858701	20122	67,860	45,780	22,080	0	COPR	HORWITH	NDYX316133
12/21/06	01/24/07	000858702	20123	77,220	50,200	27,020	0	COPR	HORWITH	NDYX316133
12/21/06	01/24/07	000858703	20124	68,260	50,180	18,080	0	COPR	HORWITH	CHUX113
12/21/06	01/24/07	000858704	20125	17,600	50,880	(33,280)	-2	COPR	HORWITH	NDYX316133
12/21/06	01/24/07	000858705	20126	27,060	50,240	(23,180)	-1	COPR	HORWITH	JTLX30162
12/21/06	01/24/07	000858706	20127	66,680	50,760	15,920	0	COPR	HORWITH	CHUX113
12/21/06	01/24/07	000858707	20128	38,620	51,140	(12,520)	0	COPR	HORWITH	CHUX113
12/21/06	01/24/07	000858708	20129	38,620	51,740	(13,120)	0	COPR	HORWITH	CHUX113
12/21/06	01/24/07	000858709	20130	9,300	51,680	(42,380)	-5	COPR	HORWITH	JTLX278
12/21/06	01/24/07	000858710	20131	65,440	50,940	14,500	0	COPR	HORWITH	JTLX278
12/21/06	01/18/07	000858711	20132	66,840	49,740	17,100	0	COPR	HORWITH	NDYX316103
12/21/06	01/24/07	000858712	20133	66,480	51,460	15,020	0	COPR	HORWITH	JTLX278
12/21/06	01/24/07	000858713	20134	66,940	49,320	17,620	0	COPR	HORWITH	JTLX278
12/21/06	01/24/07	000858714	20135	59,380	50,660	8,720	0	COPR	HORWITH	NDYX320343
12/21/06	01/24/07	000858715	20136	67,140	51,500	15,640	0	COPR	HORWITH	NDYX320343
12/21/06	01/18/07	000858716	20137	33,060	48,100	(15,040)	0	COPR	HORWITH	NDYX316103
12/21/06	01/18/07	000858717	20138	33,080	50,980	(17,900)	-1	COPR	HORWITH	NDYX316103
12/21/06	01/18/07	000858718	20139	38,200	49,560	(11,360)	0	COPR	HORWITH	JTLX30103
12/21/06	01/24/07	000858719	20140	68,000	49,280	18,720	0	COPR	HORWITH	NDYX320343
12/21/06	01/24/07	000858720	20141	13,960	50,700	(36,740)	-3	COPR	HORWITH	NDYX320343
12/21/06	01/18/07	000858721	20142	67,200	51,320	15,880	0	COPR	HORWITH	JTLX30103
12/21/06	01/18/07	000858722	20143	76,220	51,020	25,200	0	COPR	HORWITH	JTLX30103
12/21/06	01/18/07	000858723	20144	22,540	50,940	(28,400)	-1	COPR	HORWITH	JTLX30103
12/21/06	01/18/07	000858724	20145	22,120	51,700	(29,580)	-1	COPR	HORWITH	CHUX100
12/21/06	01/18/07	000858725	20146	67,660	50,700	16,960	0	COPR	HORWITH	CHUX100
12/21/06	01/18/07	000858726	20147	77,160	49,840	27,320	0	COPR	HORWITH	CHUX100

HONEYWELL SA-7 USE HAZARDOUS WASTE TRACKING (2006)										
Date Shipped	Date of Return Manifest	State Manifest	Man. Doc #	Facilty Manifest Weight (lbs)	Estimated Weight (lbs)	Manifest - Estimate (lbs)	Man. - Estimate (%)	Material	Transporter	RAILCAR #
12/21/06	01/18/07	000858727	20148	38,200	50,440	(12,240)	0	COPR	HORWITH	CHUX100
12/21/06	01/18/07	000858728	20149	66,640	51,340	15,300	0	COPR	HORWITH	CHUX329
12/21/06	01/18/07	000858729	20150	77,260	49,320	27,940	0	COPR	HORWITH	CHUX329
12/21/06	01/18/07	000858730	20151	26,040	50,780	(24,740)	-1	COPR	HORWITH	CHUX329
12/21/06	01/18/07	000858731	20152	26,040	51,400	(25,360)	-1	COPR	HORWITH	CHUX329
12/21/06	01/18/07	000859528	20153	67,420	50,700	16,720	0	COPR	HORWITH	CEFX35240
12/21/06	01/18/07	000859529	20154	24,500	49,440	(24,940)	-1	COPR	HORWITH	NDYX316024
12/21/06	01/18/07	000858732	20155	76,180	51,120	25,060	0	COPR	HORWITH	CEFX35240
12/21/06	01/18/07	000858734	20156	67,020	49,880	17,140	0	COPR	HORWITH	NDYX316024
12/21/06	01/18/07	000858735	20157	34,000	51,380	(17,380)	-1	COPR	HORWITH	CEFX35240
12/21/06	01/18/07	000858736	20158	76,320	49,940	26,380	0	COPR	HORWITH	NDYX316024
12/21/06	01/18/07	000858737	20159	34,000	51,900	(17,900)	-1	COPR	HORWITH	CEFX35240
12/21/06	01/18/07	000858738	20160	37,400	50,220	(12,820)	0	COPR	HORWITH	CEFX35800
12/21/06	01/18/07	000858739	20161	76,440	51,440	25,000	0	COPR	HORWITH	CEFX35800
12/21/06	01/18/07	000858740	20162	68,060	51,300	16,760	0	COPR	HORWITH	CEFX35800
12/21/06	01/18/07	000858741	20163	29,220	50,300	(21,080)	-1	COPR	HORWITH	CEFX35800
12/21/06	01/31/07	000858742	20164	67,160	50,720	16,440	0	COPR	HORWITH	CHUX142
12/21/06	01/18/07	000858743	20165	38,720	50,620	(11,900)	0	COPR	HORWITH	CHUX120
12/21/06	01/18/07	000858744	20166	66,860	50,320	16,540	0	COPR	HORWITH	CHUX120
12/21/06	01/18/07	000858745	20167	66,000	51,320	14,680	0	COPR	HORWITH	CHUX120
12/21/06	01/18/07	000858746	20168	30,600	51,160	(20,560)	-1	COPR	HORWITH	CHUX120
12/21/06	01/18/07	000858747	20169	30,600	47,500	(16,900)	-1	COPR	HORWITH	NDYX316024
12/21/06	01/31/07	000858748	20170	23,860	51,360	(27,500)	-1	COPR	HORWITH	CHUX142
12/21/06	01/31/07	000858749	20171	35,940	50,580	(14,640)	0	COPR	HORWITH	CHUX142
12/21/06	01/31/07	000858750	20172	9,160	47,640	(38,480)	-4	COPR	HORWITH	NDYX316178
12/21/06	01/31/07	000858751	20173	76,920	51,040	25,880	0	COPR	HORWITH	CHUX142
12/21/06	01/18/07	000858752	20174	24,480	50,160	(25,680)	-1	COPR	HORWITH	NRLX528214
12/21/06	01/18/07	000858753	20175	68,260	50,840	17,420	0	COPR	HORWITH	NRLX528214
12/21/06	01/31/07	000858754	20176	67,560	50,260	17,300	0	COPR	HORWITH	NDYX316178
12/21/06	01/31/07	000858755	20177	75,860	50,060	25,800	0	COPR	HORWITH	NDYX316178
12/21/06	01/18/07	000858756	20178	66,160	51,220	14,940	0	COPR	HORWITH	NRLX528214
12/21/06	01/18/07	000858757	20179	44,900	50,360	(5,460)	0	COPR	HORWITH	NRLX528214
12/21/06	01/24/07	000858758	20180	67,700	52,240	15,460	0	COPR	HORWITH	JTLX30133
12/21/06	01/31/07	000858759	20181	43,520	49,400	(5,880)	0	COPR	HORWITH	NDYX316178
12/21/06	01/24/07	000858760	20182	76,720	52,620	24,100	0	COPR	HORWITH	JTLX30133
12/21/06	01/24/07	000858761	20183	32,040	50,260	(18,220)	-1	COPR	HORWITH	JTLX30133
12/22/06	01/24/07	000858762	20184	32,040	51,480	(19,440)	-1	COPR	HORWITH	JTLX30133
12/22/06	01/18/07	000858763	20185	76,860	51,000	25,860	0	COPR	HORWITH	MHFX5686
12/22/06	01/18/07	000858764	20186	51,220	49,880	1,340	0	COPR	HORWITH	NDYX316037
12/22/06	01/18/07	000858765	20187	76,380	50,200	26,180	0	COPR	HORWITH	MHFX5686
12/22/06	01/18/07	000859530	20188	68,800	49,420	19,380	0	COPR	HORWITH	NDYX316037
12/22/06	01/18/07	000859531	20189	67,500	49,640	17,860	0	COPR	HORWITH	NDYX316037
12/22/06	01/18/07	000858771	20190	10,000	48,160	(38,160)	-4	COPR	HORWITH	NDYX316037
12/22/06	01/18/07	000858772	20191	25,420	51,120	(25,700)	-1	COPR	HORWITH	MHFX5686
12/22/06	01/18/07	000858773	20192	25,420	49,820	(24,400)	-1	COPR	HORWITH	MHFX5686
12/22/06	01/18/07	000858774	20193	16,040	50,820	(34,780)	-2	COPR	HORWITH	CEFX31070
12/22/06	01/18/07	000858775	20194	75,720	51,500	24,220	0	COPR	HORWITH	CEFX31070
12/22/06	01/18/07	000858776	20195	67,900	50,200	17,700	0	COPR	HORWITH	CEFX31070
12/22/06	01/18/07	000858777	20196	42,260	50,060	(7,800)	0	COPR	HORWITH	CEFX31070
12/22/06	01/18/07	000858778	20197	66,860	48,020	18,840	0	COPR	HORWITH	NDYX316009
12/22/06	01/18/07	000858779	20198	25,900	51,560	(25,660)	-1	COPR	HORWITH	CHUX130
12/22/06	01/18/07	000858780	20199	77,000	47,900	29,100	0	COPR	HORWITH	NDYX316009
12/22/06	01/18/07	000858781	20200	65,680	50,520	15,160	0	COPR	HORWITH	CHUX130
12/22/06	01/18/07	000858782	20201	42,420	49,980	(7,560)	0	COPR	HORWITH	CHUX130
12/22/06	01/18/07	000858783	20202	66,780	49,920	16,860	0	COPR	HORWITH	CHUX130
12/22/06	01/24/07	000858784	20203	67,420	49,280	18,140	0	COPR	HORWITH	JTLX30111
12/22/06	01/24/07	000858785	20204	12,220	50,160	(37,940)	-3	COPR	HORWITH	JTLX30111
12/22/06	01/18/07	000858786	20205	23,260	48,300	(25,040)	-1	COPR	HORWITH	NDYX316009
12/22/06	01/24/07	000858787	20206	75,700	49,820	25,880	0	COPR	HORWITH	JTLX30111
12/22/06	01/18/07	000858788	20207	23,240	48,060	(24,820)	-1	COPR	HORWITH	NDYX316009
12/22/06	01/24/07	000858789	20208	43,160	50,720	(7,560)	0	COPR	HORWITH	JTLX30111
12/22/06	01/24/07	000858790	20209	66,620	49,420	17,200	0	COPR	HORWITH	CHUX212
12/22/06	01/24/07	000858791	20210	77,100	48,860	28,240	0	COPR	HORWITH	CHUX212
12/22/06	01/24/07	000858792	20211	22,960	48,840	(25,880)	-1	COPR	HORWITH	CHUX212
12/22/06	01/24/07	000858793	20212	64,200	48,440	15,760	0	COPR	HORWITH	NDYX316223
12/22/06	01/24/07	000858794	20213	75,960	48,080	27,880	0	COPR	HORWITH	NDYX316223
12/22/06	01/24/07	000858795	20214	23,700	50,200	(26,500)	-1	COPR	HORWITH	CHUX212
12/26/06	01/24/07	000858796	20215	50,840	49,840	1,000	0	COPR	HORWITH	CEFX35819
12/26/06	01/24/07	000858797	20216	66,820	50,440	16,380	0	COPR	HORWITH	CEFX35819
12/26/06	01/24/07	000858798	20217	66,420	50,120	16,300	0	COPR	HORWITH	CEFX35819
12/26/06	01/24/07	000858799	20218	12,220	49,880	(37,660)	-3	COPR	HORWITH	CEFX35819
12/26/06	01/24/07	000858800	20219	75,880	51,780	24,100	0	COPR	HORWITH	CEFX35844
12/26/06	01/24/07	000858801	20220	67,980	51,400	16,580	0	COPR	HORWITH	CEFX35844
12/26/06	01/24/07	000858802	20221	32,560	50,300	(17,740)	-1	COPR	HORWITH	CEFX35844

Honeywell

HONEYWELL SA-7 USE HAZARDOUS WASTE TRACKING (2006)										
Date Shipped	Date of Return Manifest	State Manifest	Man. Doc #	Facilty Manifest Weight (lbs)	Estimated Weight (lbs)	Manifest - Estimate (lbs)	Man. - Estimate (%)	Material	Transporter	RAILCAR #
12/26/06	01/24/07	000858803	20222	26,080	49,980	(23,900)	-1	COPR	HORWITH	NDYX316223
12/26/06	01/24/07	000858804	20223	26,080	49,060	(22,980)	-1	COPR	HORWITH	NDYX316223
12/26/06	01/24/07	000858805	20224	29,140	49,980	(20,840)	-1	COPR	HORWITH	NDYX316224
12/26/06	01/24/07	000858806	20225	32,560	50,300	(17,740)	-1	COPR	HORWITH	CEFX35844
12/26/06	01/24/07	000858807	20226	75,980	49,000	26,980	0	COPR	HORWITH	NDYX316224
12/26/06	01/24/07	000858808	20227	67,560	48,720	18,840	0	COPR	HORWITH	NDYX316224
12/26/06	01/24/07	000858809	20228	17,420	47,920	(30,500)	-2	COPR	HORWITH	NDYX316224
12/26/06	02/07/07	000858810	20229	24,560	49,960	(25,400)	-1	COPR	HORWITH	NDYX316003
12/26/06	01/24/07	000858811	20230	7,720	50,160	(42,440)	-5	COPR	HORWITH	CHUX283
12/26/06	02/07/07	000858812	20231	76,180	48,860	27,320	0	COPR	HORWITH	NDYX316003
12/26/06	01/24/07	000858813	20232	68,540	50,440	18,100	0	COPR	HORWITH	CHUX283
12/26/06	01/24/07	000858814	20233	65,820	50,540	15,280	0	COPR	HORWITH	CHUX283
12/26/06	02/07/07	000858815	20234	68,200	49,680	18,520	0	COPR	HORWITH	NDYX316003
12/26/06	01/24/07	000858816	20235	56,120	50,460	5,660	0	COPR	HORWITH	CHUX283
12/26/06	01/24/07	000858817	20236	67,300	50,360	16,940	0	COPR	HORWITH	JTLX236
12/26/06	01/24/07	000858818	20237	76,660	49,980	26,680	0	COPR	HORWITH	JTLX236
12/26/06	02/07/07	000858819	20238	24,020	48,040	(24,020)	-1	COPR	HORWITH	NDYX316003
12/26/06	01/24/07	000858820	20239	67,060	47,220	19,840	0	COPR	HORWITH	NDYX316049
12/26/06	01/24/07	000858821	20240	32,060	50,560	(18,500)	-1	COPR	HORWITH	NDYX316049
12/26/06	01/24/07	000858822	20241	76,180	47,700	28,480	0	COPR	HORWITH	NDYX316049
12/26/06	01/24/07	000858823	20242	16,040	50,060	(34,020)	-2	COPR	HORWITH	NDYX316049
12/26/06	01/24/07	000858824	20243	23,780	49,740	(25,960)	-1	COPR	HORWITH	JTLX236
12/26/06	01/24/07	000858825	20244	23,780	49,860	(26,080)	-1	COPR	HORWITH	JTLX236
12/26/06	01/24/07	000858826	20245	47,100	48,600	(1,500)	0	COPR	HORWITH	JTLX276
12/26/06	01/24/07	000858827	20246	67,420	49,680	17,740	0	COPR	HORWITH	JTLX276
12/26/06	01/24/07	000858828	20247	66,800	50,820	15,980	0	COPR	HORWITH	JTLX276
12/26/06	01/24/07	000858829	20248	13,900	50,460	(36,560)	-3	COPR	HORWITH	JTLX276
12/26/06	01/24/07	000858830	20249	52,320	49,320	3,000	0	COPR	HORWITH	JTLX268
12/26/06	01/24/07	000858831	20250	65,220	50,160	15,060	0	COPR	HORWITH	JTLX268
12/26/06	01/24/07	000858832	20251	66,200	50,520	15,680	0	COPR	HORWITH	JTLX268
12/26/06	01/24/07	000858833	20252	14,960	51,100	(36,140)	-2	COPR	HORWITH	JTLX268
12/26/06	02/07/07	000858834	20253	33,160	50,880	(17,720)	-1	COPR	HORWITH	CHUX129
12/26/06	02/07/07	000858835	20254	21,400	49,600	(28,200)	-1	COPR	HORWITH	NDYX316055
12/26/06	02/07/07	000858836	20255	66,320	51,240	15,080	0	COPR	HORWITH	CHUX129
12/26/06	02/07/07	000858837	20256	66,420	51,380	15,040	0	COPR	HORWITH	CHUX129
12/26/06	02/07/07	000858838	20257	38,780	51,680	(12,900)	0	COPR	HORWITH	CHUX129
12/26/06	01/24/07	000858839	20258	76,400	50,420	25,980	0	COPR	HORWITH	CEFX35835
12/26/06	01/24/07	000858840	20259	14,500	50,380	(35,880)	-2	COPR	HORWITH	CHUX188
12/26/06	02/07/07	000858841	20260	75,540	49,420	26,120	0	COPR	HORWITH	NDYX316055
12/26/06	01/24/07	000858842	20261	60,380	50,260	10,120	0	COPR	HORWITH	CEFX35843
12/26/06	01/24/07	000858843	20262	75,880	50,420	25,460	0	COPR	HORWITH	CEFX35843
12/26/06	01/24/07	000858844	20263	31,920	50,800	(18,880)	-1	COPR	HORWITH	CEFX35843
12/26/06	02/07/07	000858845	20264	30,600	49,520	(18,920)	-1	COPR	HORWITH	NDYX316055
12/26/06	02/07/07	000858846	20265	66,940	48,780	18,160	0	COPR	HORWITH	NDYX316055
12/26/06	01/24/07	000858847	20266	22,720	50,820	(28,100)	-1	COPR	HORWITH	CEFX35835
12/26/06	01/24/07	000858848	20267	31,920	50,880	(18,960)	-1	COPR	HORWITH	CEFX35843
12/26/06	01/24/07	000858849	20268	76,080	49,700	26,380	0	COPR	HORWITH	CEFX35835
12/26/06	01/24/07	000858850	20269	22,720	49,920	(27,200)	-1	COPR	HORWITH	CEFX35835
12/27/06	02/07/07	000858852	20270	45,680	51,120	(5,440)	0	COPR	HORWITH	CHUX201
12/27/06	02/07/07	000858853	20271	62,980	50,440	12,540	0	COPR	HORWITH	CHUX201
12/27/06	02/07/07	000858854	20272	60,260	48,580	11,680	0	COPR	HORWITH	CHUX201
12/27/06	02/07/07	000858855	20273	26,460	49,440	(22,980)	-1	COPR	HORWITH	CHUX201
12/27/06	01/24/07	000858856	20274	67,260	51,180	16,080	0	COPR	HORWITH	JTLX265
12/27/06	01/24/07	000858857	20275	67,440	49,940	17,500	0	COPR	HORWITH	JTLX265
12/27/06	01/24/07	000858858	20276	30,520	50,880	(20,360)	-1	COPR	HORWITH	JTLX265
12/27/06	01/24/07	000858859	20277	31,280	49,300	(18,020)	-1	COPR	HORWITH	JTLX265
12/27/06	01/24/07	000858860	20278	68,400	48,560	19,840	0	COPR	HORWITH	CHUX188
12/27/06	01/24/07	000858861	20279	67,280	50,500	16,780	0	COPR	HORWITH	CHUX188
12/27/06	01/24/07	000858862	20280	48,880	50,200	(1,320)	0	COPR	HORWITH	CHUX188
12/27/06	01/24/07	000858863	20281	12,220	49,760	(37,540)	-3	COPR	HORWITH	CHUX332
12/27/06	01/24/07	000858864	20282	67,740	48,980	18,760	0	COPR	HORWITH	CHUX332
12/27/06	01/24/07	000858865	20283	66,720	49,620	17,100	0	COPR	HORWITH	CHUX332
12/27/06	01/24/07	000858866	20284	50,540	51,000	(460)	0	COPR	HORWITH	CHUX332
12/27/06	01/24/07	000858867	20285	62,220	50,600	11,620	0	COPR	HORWITH	JTLX4058
12/27/06	01/24/07	000858868	20286	67,520	49,980	17,540	0	COPR	HORWITH	JTLX4058
12/27/06	01/24/07	000858869	20287	32,540	50,720	(18,180)	-1	COPR	HORWITH	JTLX4058
12/27/06	01/24/07	000858870	20288	32,540	49,680	(17,140)	-1	COPR	HORWITH	JTLX4058
12/27/06	01/24/07	000858871	20289	29,840	49,660	(19,820)	-1	COPR	HORWITH	CEFX35238
12/27/06	01/24/07	000858872	20290	75,740	50,280	25,460	0	COPR	HORWITH	CEFX35238
12/27/06	01/24/07	000858873	20291	68,060	48,800	19,260	0	COPR	HORWITH	CEFX35238
12/27/06	01/24/07	000858874	20292	22,000	49,360	(27,360)	-1	COPR	HORWITH	CEFX35238
12/27/06	01/24/07	000858875	20293	44,660	50,740	(6,080)	0	COPR	HORWITH	CEFX35859
12/27/06	01/24/07	000858876	20294	65,520	50,880	14,640	0	COPR	HORWITH	CEFX35859
12/27/06	01/24/07	000858877	20295	66,680	50,120	16,560	0	COPR	HORWITH	CEFX35859

HONEYWELL SA-7 USE HAZARDOUS WASTE TRACKING (2006)										
Date Shipped	Date of Return Manifest	State Manifest	Man. Doc #	Facilty Manifest Weight (lbs)	Estimated Weight (lbs)	Manifest - Estimate (lbs)	Man. - Estimate (%)	Material	Transporter	RAILCAR #
12/27/06	01/24/07	000858878	20296	28,620	49,820	(21,200)	-1	COPR	HORWITH	CEFX35859
12/27/06	01/24/07	000858879	20297	26,600	50,500	(23,900)	-1	COPR	HORWITH	CEFX35818
12/27/06	01/24/07	000858880	20298	35,000	49,220	(14,220)	0	COPR	HORWITH	NDYX316194
12/27/06	01/24/07	000858881	20299	66,680	50,120	16,560	0	COPR	HORWITH	CEFX35818
12/27/06	01/24/07	000858882	20300	65,480	49,560	15,920	0	COPR	HORWITH	NDYX316194
12/27/06	01/24/07	000858883	20301	68,100	51,320	16,780	0	COPR	HORWITH	CEFX35818
12/27/06	01/24/07	000858884	20302	42,600	51,620	(9,020)	0	COPR	HORWITH	CEFX35818
12/27/06	01/24/07	000858885	20303	77,140	50,560	26,580	0	COPR	HORWITH	CEFX35838
12/27/06	01/24/07	000858886	20304	77,020	50,760	26,260	0	COPR	HORWITH	CEFX35838
12/27/06	01/24/07	000858887	20305	24,320	51,440	(27,120)	-1	COPR	HORWITH	CEFX35838
12/27/06	01/24/07	000858888	20306	25,080	51,440	(26,360)	-1	COPR	HORWITH	CEFX35838
12/27/06	01/24/07	000858889	20307	61,640	51,520	10,120	0	COPR	HORWITH	CEFX35846
12/27/06	01/24/07	000858891	20308	67,320	49,780	17,540	0	COPR	HORWITH	CEFX35846
12/27/06	01/24/07	000858892	20309	26,040	49,200	(23,160)	-1	COPR	HORWITH	NDYX316194
12/27/06	01/24/07	000858893	20310	68,520	48,900	19,620	0	COPR	HORWITH	NDYX316194
12/27/06	01/24/07	000858894	20311	36,340	49,320	(12,980)	0	COPR	HORWITH	CEFX35846
12/27/06	01/24/07	000858895	20312	36,340	51,500	(15,160)	0	COPR	HORWITH	CEFX35846
12/27/06	01/31/07	000858896	20313	60,520	50,240	10,280	0	COPR	HORWITH	CHUX293
12/27/06	01/31/07	000858897	20314	61,720	50,200	11,520	0	COPR	HORWITH	CHUX293
12/27/06	01/31/07	000858898	20315	56,640	51,400	5,240	0	COPR	HORWITH	CHUX293
12/27/06	02/07/07	000858899	20316	76,560	49,420	27,140	0	COPR	HORWITH	CHUX225
12/27/06	01/31/07	000858900	20317	19,100	50,880	(31,780)	-2	COPR	HORWITH	CHUX293
12/27/06	02/07/07	000858901	20318	54,640	51,360	3,280	0	COPR	HORWITH	CHUX225
12/27/06	02/07/07	000858902	20319	55,840	49,600	6,240	0	COPR	HORWITH	CHUX225
12/27/06	02/07/07	000858903	20320	9,140	51,140	(42,000)	-5	COPR	HORWITH	CHUX225
12/27/06	01/24/07	000858904	20321	24,620	48,420	(23,800)	-1	COPR	HORWITH	DJLX98506
12/27/06	01/24/07	000858905	20322	66,460	50,720	15,740	0	COPR	HORWITH	DJLX98506
12/27/06	01/24/07	000858906	20323	68,540	50,680	17,860	0	COPR	HORWITH	DJLX98506
12/28/06	01/24/07	000858907	20324	22,940	49,460	(26,520)	-1	COPR	HORWITH	JTLX30138
12/28/06	01/24/07	000858908	20325	67,920	50,200	17,720	0	COPR	HORWITH	JTLX30138
12/28/06	01/24/07	000858909	20326	76,040	49,940	26,100	0	COPR	HORWITH	JTLX30138
12/28/06	01/24/07	000858910	20327	26,740	49,560	(22,820)	-1	COPR	HORWITH	JTLX30138
12/28/06	01/24/07	000858911	20328	23,520	50,420	(26,900)	-1	COPR	HORWITH	CHUX330
12/28/06	01/24/07	000858912	20329	76,240	50,960	25,280	0	COPR	HORWITH	CHUX330
12/28/06	01/24/07	000858913	20330	75,860	50,140	25,720	0	COPR	HORWITH	CHUX330
12/28/06	01/24/07	000858914	20331	23,540	50,520	(26,980)	-1	COPR	HORWITH	CHUX330
12/28/06	01/24/07	000858915	20332	64,920	50,840	14,080	0	COPR	HORWITH	HLMX1149
12/28/06	01/31/07	000858916	20333	20,180	50,520	(30,340)	-2	COPR	HORWITH	JTLX30129
12/28/06	01/31/07	000858917	20334	75,560	50,560	25,000	0	COPR	HORWITH	JTLX30129
12/28/06	01/31/07	000858918	20335	67,840	50,060	17,780	0	COPR	HORWITH	JTLX30129
12/28/06	01/31/07	000858919	20336	33,580	50,340	(16,760)	0	COPR	HORWITH	JTLX30129
12/28/06	01/24/07	000858920	20337	38,980	50,800	(11,820)	0	COPR	HORWITH	DJLX98506
12/28/06	01/24/07	000858921	20338	44,600	49,720	(5,120)	0	COPR	HORWITH	HLMX1149
12/28/06	01/24/07	000858922	20339	66,680	50,480	16,200	0	COPR	HORWITH	HLMX1149
12/28/06	01/24/07	000858923	20340	48,020	49,580	(1,560)	0	COPR	HORWITH	CEFX33390
12/28/06	01/24/07	000858924	20341	20,160	49,700	(29,540)	-1	COPR	HORWITH	HLMX1149
12/28/06	01/24/07	000858925	20342	67,440	49,800	17,640	0	COPR	HORWITH	CEFX33390
12/28/06	01/24/07	000858926	20343	66,380	49,940	16,440	0	COPR	HORWITH	CEFX33390
12/28/06	01/24/07	000858927	20344	16,580	51,180	(34,600)	-2	COPR	HORWITH	CEFX33390
12/28/06	01/24/07	000858928	20345	27,100	48,000	(20,900)	-1	COPR	HORWITH	NDYX316166
12/28/06	01/24/07	000858929	20346	68,640	48,960	19,680	0	COPR	HORWITH	NDYX316166
12/28/06	01/24/07	000858930	20347	76,320	49,220	27,100	0	COPR	HORWITH	NDYX316166
12/28/06	01/24/07	000858931	20348	20,740	49,520	(28,780)	-1	COPR	HORWITH	NDYX316166
12/28/06	01/24/07	000858932	20349	56,060	50,520	5,540	0	COPR	HORWITH	CHUX256
12/28/06	01/24/07	000858933	20350	68,720	50,440	18,280	0	COPR	HORWITH	CHUX256
12/28/06	01/24/07	000858935	20351	66,560	50,420	16,140	0	COPR	HORWITH	CHUX256
12/28/06	01/24/07	000858936	20352	8,760	50,940	(42,180)	-5	COPR	HORWITH	CHUX256
12/28/06	01/24/07	000858937	20353	67,100	50,000	17,100	0	COPR	HORWITH	CHUX319
12/28/06	01/24/07	000858938	20354	76,300	50,480	25,820	0	COPR	HORWITH	CHUX319
12/28/06	01/24/07	000858939	20355	26,160	49,420	(23,260)	-1	COPR	HORWITH	CHUX319
12/28/06	01/24/07	000858940	20356	26,160	50,200	(24,040)	-1	COPR	HORWITH	CHUX319
12/28/06	01/24/07	000858941	20357	68,580	50,120	18,460	0	COPR	HORWITH	JTLX30139
12/28/06	01/24/07	000858942	20358	46,420	50,900	(4,480)	0	COPR	HORWITH	CHUX197
12/28/06	01/24/07	000858943	20359	64,860	49,360	15,500	0	COPR	HORWITH	CHUX197
12/28/06	01/24/07	000858944	20360	67,840	50,540	17,300	0	COPR	HORWITH	CHUX197
12/28/06	01/24/07	000858945	20361	18,680	50,460	(31,780)	-2	COPR	HORWITH	CHUX197
12/28/06	01/24/07	000858946	20362	75,920	52,160	23,760	0	COPR	HORWITH	CHUX249
12/28/06	01/24/07	000858947	20363	76,320	51,280	25,040	0	COPR	HORWITH	CHUX249
12/28/06	01/24/07	000858948	20364	21,300	50,060	(28,760)	-1	COPR	HORWITH	CHUX249
12/28/06	01/24/07	000858949	20365	20,560	49,560	(29,000)	-1	COPR	HORWITH	CHUX249
12/28/06	02/07/07	000858950	20366	62,000	51,160	10,840	0	COPR	HORWITH	JTLX30171
12/28/06	02/07/07	000858951	20367	64,600	49,820	14,780	0	COPR	HORWITH	JTLX30171
12/28/06	02/07/07	000858952	20368	55,160	51,200	3,960	0	COPR	HORWITH	JTLX30171
12/28/06	02/07/07	000858953	20369	17,100	49,880	(32,780)	-2	COPR	HORWITH	JTLX30171

Honeywell

HONEYWELL SA-7 USE HAZARDOUS WASTE TRACKING (2006)										
Date Shipped	Date of Return Manifest	State Manifest	Man. Doc #	Facilty Manifest Weight (lbs)	Estimated Weight (lbs)	Manifest - Estimate (lbs)	Man. - Estimate (%)	Material	Transporter	RAILCAR #
12/28/06	01/24/07	000858954	20370	66,200	50,120	16,080	0	COPR	HORWITH	JTLX30139
12/28/06	01/24/07	000858955	20371	47,020	50,680	(3,660)	0	COPR	HORWITH	JTLX30139
12/28/06	01/24/07	000858956	20372	15,320	50,020	(34,700)	-2	COPR	HORWITH	JTLX30139
12/28/06	01/24/07	000858957	20373	76,380	50,640	25,740	0	COPR	HORWITH	NRLX528172
12/28/06	01/24/07	000858958	20374	61,260	49,500	11,760	0	COPR	HORWITH	NRLX528172
12/28/06	01/24/07	000858959	20375	33,420	50,380	(16,960)	-1	COPR	HORWITH	NRLX528172
12/28/06	01/24/07	000858960	20376	22,080	50,500	(28,420)	-1	COPR	HORWITH	NDYX320437
12/28/06	01/24/07	000858961	20377	33,420	51,160	(17,740)	-1	COPR	HORWITH	NRLX528172
12/29/06	01/24/07	000858962	20378	77,180	49,900	27,280	0	COPR	HORWITH	NDYX320437
12/29/06	01/24/07	000858963	20379	76,860	50,940	25,920	0	COPR	HORWITH	NDYX320437
12/29/06	01/24/07	000858964	20380	68,700	49,260	19,440	0	COPR	HORWITH	NDYX316099
12/29/06	01/24/07	000858965	20381	24,340	51,880	(27,540)	-1	COPR	HORWITH	NDYX320437
12/29/06	01/24/07	000858966	20382	22,940	50,500	(27,560)	-1	COPR	HORWITH	CEFX33567
12/29/06	01/24/07	000858967	20383	65,540	49,620	15,920	0	COPR	HORWITH	NDYX316099
12/29/06	01/24/07	000858968	20384	66,100	52,260	13,840	0	COPR	HORWITH	CEFX33567
12/29/06	01/24/07	000858969	20385	28,340	49,760	(21,420)	-1	COPR	HORWITH	NDYX316099
12/29/06	01/24/07	000858970	20386	66,760	51,300	15,460	0	COPR	HORWITH	CEFX33567
12/29/06	01/24/07	000858971	20387	51,720	50,300	1,420	0	COPR	HORWITH	NRLX528247
12/29/06	01/24/07	000858972	20388	44,800	50,480	(5,680)	0	COPR	HORWITH	CEFX33567
12/29/06	01/24/07	000858973	20389	68,520	49,860	18,660	0	COPR	HORWITH	NRLX528247
12/29/06	01/24/07	000858974	20390	28,340	49,460	(21,120)	-1	COPR	HORWITH	NDYX316099
12/29/06	01/24/07	000858975	20391	66,720	50,860	15,860	0	COPR	HORWITH	NRLX528247
12/29/06	01/24/07	000858976	20392	16,960	50,740	(33,780)	-2	COPR	HORWITH	NRLX528247
12/29/06	01/24/07	000858977	20393	58,580	50,640	7,940	0	COPR	HORWITH	CEFX31067
12/29/06	01/24/07	000858978	20394	38,300	50,200	(11,900)	0	COPR	HORWITH	NDYX316114
12/29/06	01/24/07	000858979	20395	67,180	51,640	15,540	0	COPR	HORWITH	CEFX31067
12/29/06	01/24/07	000858980	20396	67,220	50,640	16,580	0	COPR	HORWITH	CEFX31067
12/29/06	01/24/07	000858981	20397	5,400	51,360	(45,960)	-9	COPR	HORWITH	CEFX31067
12/29/06	01/24/07	000858982	20398	16,420	51,440	(35,020)	-2	COPR	HORWITH	JTLX177
12/29/06	01/24/07	000858983	20399	76,080	49,040	27,040	0	COPR	HORWITH	NDYX316114
12/29/06	01/24/07	000858984	20400	67,500	50,960	16,540	0	COPR	HORWITH	JTLX177
12/29/06	01/24/07	000858985	20401	66,820	50,420	16,400	0	COPR	HORWITH	NDYX316114
12/29/06	01/24/07	000858986	20402	9,080	49,660	(40,580)	-4	COPR	HORWITH	NDYX316114
12/29/06	01/24/07	000858987	20403	44,300	50,880	(6,580)	0	COPR	HORWITH	JTLX177
12/29/06	01/24/07	000858988	20404	76,280	50,420	25,860	0	COPR	HORWITH	JTLX177
12/29/06	02/07/07	000858989	20405	49,660	50,000	(340)	0	COPR	HORWITH	NRLX526228
12/29/06	02/07/07	000858990	20406	76,380	51,420	24,960	0	COPR	HORWITH	NRLX526228
12/29/06	02/07/07	000858991	20407	68,560	50,580	17,980	0	COPR	HORWITH	NRLX526228
12/29/06	01/24/07	000858992	20408	66,400	50,100	16,300	0	COPR	HORWITH	NDYX316018
12/29/06	01/24/07	000858993	20409	63,680	49,680	14,000	0	COPR	HORWITH	NDYX316018
12/29/06	01/24/07	000858994	20410	11,480	50,300	(38,820)	-3	COPR	HORWITH	NDYX316018
12/29/06	01/24/07	000858995	20411	66,560	49,880	16,680	0	COPR	HORWITH	NDYX316177
12/29/06	01/24/07	000858996	20412	49,300	51,140	(1,840)	0	COPR	HORWITH	NDYX316018
12/29/06	01/24/07	000858997	20413	67,840	50,480	17,360	0	COPR	HORWITH	NDYX316177
12/29/06	01/24/07	000858998	20414	27,700	50,520	(22,820)	-1	COPR	HORWITH	NDYX316177
12/29/06	01/24/07	000858999	20415	28,360	50,140	(21,780)	-1	COPR	HORWITH	NDYX316177
12/29/06	01/24/07	000859000	20416	76,140	50,820	25,320	0	COPR	HORWITH	NDYX316036
12/29/06	01/24/07	000859001	20417	62,020	50,080	11,940	0	COPR	HORWITH	NDYX316036
12/29/06	01/24/07	000859002	20418	26,760	50,520	(23,760)	-1	COPR	HORWITH	NDYX316036
12/29/06	01/24/07	000859003	20419	26,760	51,100	(24,340)	-1	COPR	HORWITH	NDYX316036
12/29/06	02/07/07	000859004	20420	7,700	50,500	(42,800)	-6	COPR	HORWITH	NRLX526228
12/29/06	01/24/07	000859005	20421	76,460	50,180	26,280	0	COPR	HORWITH	CHUX134
12/29/06	01/24/07	000859006	20422	67,240	49,480	17,760	0	COPR	HORWITH	CHUX134
12/29/06	01/24/07	000859007	20423	22,760	49,280	(26,520)	-1	COPR	HORWITH	CHUX134
12/29/06	01/24/07	000859008	20424	38,280	51,380	(13,100)	0	COPR	HORWITH	CHUX134
12/29/06	02/07/07	000859009	20425	38,060	49,080	(11,020)	0	COPR	HORWITH	JTLX30119
12/29/06	02/07/07	000859010	20426	30,840	52,040	(21,200)	-1	COPR	HORWITH	JTLX30119
12/29/06	02/07/07	000859011	20427	62,040	49,580	12,460	0	COPR	HORWITH	JTLX30119
12/29/06	02/07/07	000859012	20428	65,700	49,480	16,220	0	COPR	HORWITH	JTLX30119
12/29/06	02/07/07	000859013	20429	68,320	49,140	19,180	0	COPR	HORWITH	CEFX35820
12/29/06	02/07/07	000859014	20430	75,920	49,940	25,980	0	COPR	HORWITH	CEFX35820
12/29/06	02/07/07	000859015	20431	29,700	49,060	(19,360)	-1	COPR	HORWITH	CEFX35820

06/27/75	SITE TONS (Month)	DEC SUB-TOTAL:	50,851,320	55,145,200	(4,293,880)	-8.44%
12/22/19	TONS (Site)	CUMULATIVE TOTAL:	500,227,620	525,933,100	(25,705,480)	-5.14%
10/12/84	TONS (Facility)	CUMULATIVE TOTAL:	500,227,620	525,307,140	(25,079,520)	-5.01%

Honeywell

HONEYWELL SA-7 USE HAZARDOUS WASTE TRACKING (2006)										
Date Shipped	Date of Return Manifest	State Manifest	Man. Doc #	Facilty Manifest Weight (lbs)	Estimated Weight (lbs)	Manifest - Estimate (lbs)	Manifest - Estimate (%)	Material	Transporter	RAILCAR #
01/02/07	01/24/07	000859016	30000	68,420	49,980	18,440	27.0%	COPR	HORWITH	JTLX30130
01/02/07	02/07/07	000859017	30001	52,200	50,120	2,080	4.0%	COPR	HORWITH	MHFX5712
01/02/07	02/07/07	000859018	30002	56,980	48,220	8,760	15.4%	COPR	HORWITH	NDYX316105
01/02/07	02/07/07	000859019	30003	64,680	49,980	14,700	22.7%	COPR	HORWITH	NDYX316105
01/02/07	02/07/07	000859020	30004	56,440	48,600	7,840	13.9%	COPR	HORWITH	NDYX316105
01/02/07	02/07/07	000859021	30005	60,500	50,000	10,500	17.4%	COPR	HORWITH	MHFX5712
01/02/07	02/07/07	000859022	30006	62,960	50,040	12,920	20.5%	COPR	HORWITH	MHFX5712
01/02/07	02/07/07	000859023	30007	14,720	49,640	(34,920)	-237.2%	COPR	HORWITH	NDYX316105
01/02/07	02/07/07	000859024	30008	20,340	49,920	(29,580)	-145.4%	COPR	HORWITH	MHFX5712
01/02/07	02/07/07	000859025	30009	41,300	50,000	(8,700)	-21.1%	COPR	HORWITH	JTLX270
01/02/07	01/31/07	000859026	30010	61,440	49,360	12,080	19.7%	COPR	HORWITH	CHUX138
01/02/07	02/07/07	000859533	30011	33,600	50,260	(16,660)	-49.6%	COPR	HORWITH	JTLX270
01/02/07	02/07/07	000859561	30012	46,180	49,660	(3,480)	-7.5%	COPR	HORWITH	JTLX270
01/02/07	02/07/07	000859562	30013	84,720	50,680	34,040	40.2%	COPR	HORWITH	JTLX270
01/02/07	02/07/07	000859534	30014	60,920	50,980	9,940	16.3%	COPR	HORWITH	JTLX74
01/02/07	02/07/07	000859535	30015	65,180	50,440	14,740	22.6%	COPR	HORWITH	JTLX74
01/02/07	02/07/07	000859536	30016	73,340	50,680	22,660	30.9%	COPR	HORWITH	JTLX74
01/02/07	02/07/07	000859537	30017	4,420	51,440	(47,020)	-1063.8%	COPR	HORWITH	JTLX74
01/02/07	02/07/07	000859029	30018	36,400	49,160	(12,760)	-35.1%	COPR	HORWITH	MHFX5632
01/02/07	02/07/07	000859030	30019	76,160	50,520	25,640	33.7%	COPR	HORWITH	MHFX5632
01/02/07	02/07/07	000859031	30020	58,340	50,440	7,900	13.5%	COPR	HORWITH	MHFX5632
01/02/07	02/07/07	000859032	30021	25,040	49,680	(24,640)	-98.4%	COPR	HORWITH	MHFX5632
01/02/07	01/31/07	000859033	30022	69,180	50,260	18,920	27.3%	COPR	HORWITH	CHUX138
01/02/07	01/31/07	000859034	30023	58,600	47,840	10,760	18.4%	COPR	HORWITH	CHUX138
01/02/07	01/31/07	000859035	30024	6,060	50,140	(44,080)	-727.4%	COPR	HORWITH	CHUX138
01/02/07	01/31/07	000859036	30025	55,280	50,300	4,980	9.0%	COPR	HORWITH	MHFX5688
01/02/07	01/31/07	000859037	30026	55,500	49,180	6,320	11.4%	COPR	HORWITH	MHFX5688
01/02/07	01/31/07	000859038	30027	59,920	49,760	10,160	17.0%	COPR	HORWITH	MHFX5688
01/02/07	01/31/07	000859039	30028	23,780	51,200	(27,420)	-115.3%	COPR	HORWITH	MHFX5688
01/02/07	02/07/07	000859040	30029	29,720	49,660	(19,940)	-67.1%	COPR	HORWITH	CEFX35820
01/02/07	02/07/07	000859041	30030	51,800	50,100	1,700	3.3%	COPR	HORWITH	NRLX528246
01/02/07	02/07/07	000859042	30031	75,940	49,400	26,540	34.9%	COPR	HORWITH	NRLX528246
01/02/07	02/07/07	000859043	30032	35,860	49,920	(14,060)	-39.2%	COPR	HORWITH	NRLX528246
01/02/07	02/07/07	000859044	30033	35,880	49,460	(13,580)	-37.8%	COPR	HORWITH	NRLX528246
01/02/07	01/31/07	000859046	30034	31,520	49,880	(18,360)	-58.2%	COPR	HORWITH	CHUX308
01/02/07	01/31/07	000859047	30035	67,280	50,660	16,620	24.7%	COPR	HORWITH	CHUX308
01/02/07	01/31/07	000859048	30036	37,100	48,460	(11,360)	-30.6%	COPR	HORWITH	NDYX316197
01/02/07	01/31/07	000859049	30037	76,200	48,640	27,560	36.2%	COPR	HORWITH	NDYX316197
01/02/07	01/31/07	000859050	30038	75,260	48,340	26,920	35.8%	COPR	HORWITH	NDYX316197
01/02/07	01/31/07	000859051	30039	76,820	48,640	28,180	36.7%	COPR	HORWITH	CHUX308
01/02/07	01/31/07	000859052	30040	24,360	50,260	(25,900)	-106.3%	COPR	HORWITH	CHUX308
01/02/07	02/07/07	000859053	30041	25,220	49,960	(24,740)	-98.1%	COPR	HORWITH	CHUX305
01/02/07	02/07/07	000859055	30042	63,400	49,880	13,520	21.3%	COPR	HORWITH	CHUX305
01/02/07	02/07/07	000859056	30043	42,340	49,240	(6,900)	-16.3%	COPR	HORWITH	CHUX305
01/02/07	02/07/07	000859057	30044	65,700	48,480	17,220	26.2%	COPR	HORWITH	CHUX305
01/02/07	02/14/07	000859058	30045	61,700	49,980	11,720	19.0%	COPR	HORWITH	JTLX277
01/02/07	02/14/07	000859059	30046	67,020	50,380	16,640	24.8%	COPR	HORWITH	JTLX277
01/02/07	02/14/07	000859060	30047	35,340	49,240	(13,900)	-39.3%	COPR	HORWITH	JTLX277
01/02/07	02/14/07	000859061	30048	35,760	49,620	(13,860)	-38.8%	COPR	HORWITH	JTLX277
01/02/07	01/31/07	000859062	30049	61,240	48,960	12,280	20.1%	COPR	HORWITH	JTLX274
01/02/07	01/31/07	000859063	30050	69,180	50,400	18,780	27.1%	COPR	HORWITH	JTLX274
01/02/07	01/31/07	000859064	30051	61,820	51,000	10,820	17.5%	COPR	HORWITH	JTLX274
01/02/07	01/31/07	000859065	30052	10,540	52,580	(42,040)	-398.9%	COPR	HORWITH	JTLX274
01/03/07	01/31/07	000859067	30053	26,280	50,540	(24,260)	-92.3%	COPR	HORWITH	CEFX33382
01/03/07	01/31/07	000859068	30054	66,740	51,360	15,380	23.0%	COPR	HORWITH	CEFX33382
01/03/07	01/31/07	000859069	30055	5,340	49,280	(43,940)	-822.8%	COPR	HORWITH	NDYX316197
01/03/07	01/31/07	000859070	30056	32,920	49,340	(16,420)	-49.9%	COPR	HORWITH	NDYX316092
01/03/07	01/31/07	000859071	30057	67,820	50,680	17,140	25.3%	COPR	HORWITH	CEFX33382
01/03/07	01/31/07	000859072	30058	43,640	50,520	(6,880)	-15.8%	COPR	HORWITH	CEFX33382
01/03/07	01/31/07	000859073	30059	55,720	49,660	6,060	10.9%	COPR	HORWITH	NDYX316092
01/03/07	01/24/07	000859074	30060	75,960	49,820	26,140	34.4%	COPR	HORWITH	JTLX30130
01/03/07	01/24/07	000859075	30061	27,300	50,160	(22,860)	-83.7%	COPR	HORWITH	JTLX30130
01/03/07	01/24/07	000859076	30062	27,280	50,240	(22,960)	-84.2%	COPR	HORWITH	JTLX30130
01/03/07	02/07/07	000859077	30063	21,220	50,300	(29,080)	-137.0%	COPR	HORWITH	CHUX150
01/03/07	02/07/07	000859078	30064	67,680	51,040	16,640	24.6%	COPR	HORWITH	CHUX150
01/03/07	02/07/07	000859079	30065	67,960	48,780	19,180	28.2%	COPR	HORWITH	CHUX150
01/03/07	01/31/07	000859080	30066	76,660	46,180	30,480	39.8%	COPR	HORWITH	NDYX316092
01/03/07	01/31/07	000859081	30067	24,720	47,940	(23,220)	-93.9%	COPR	HORWITH	NDYX316092
01/03/07	02/07/07	000859082	30068	44,260	49,840	(5,580)	-12.6%	COPR	HORWITH	CHUX150
01/03/07	02/07/07	000859083	30069	12,180	49,620	(37,440)	-307.4%	COPR	HORWITH	TILX3189
01/03/07	02/07/07	000859084	30070	75,760	50,760	25,000	33.0%	COPR	HORWITH	TILX3189
01/03/07	02/07/07	000859085	30071	74,080	49,580	24,500	33.1%	COPR	HORWITH	TILX3189
01/03/07	02/07/07	000859086	30072	38,080	50,140	(12,060)	-31.7%	COPR	HORWITH	TILX3189
01/03/07	01/31/07	000859087	30073	55,240	49,500	5,740	10.4%	COPR	HORWITH	CEFX33422

Honeywell

HONEYWELL SA-7 USE HAZARDOUS WASTE TRACKING (2006)										
Date Shipped	Date of Return Manifest	State Manifest	Man. Doc #	Facilty Manifest Weight (lbs)	Estimated Weight (lbs)	Manifest - Estimate (lbs)	Manifest - Estimate (%)	Material	Transporter	RAILCAR #
01/03/07	01/31/07	000859088	30074	65,640	48,820	16,820	25.6%	COPR	HORWITH	CEFX33422
01/03/07	01/31/07	000859089	30075	37,840	49,020	(11,180)	-29.5%	COPR	HORWITH	CEFX33422
01/03/07	01/31/07	000859090	30076	37,840	49,960	(12,120)	-32.0%	COPR	HORWITH	CEFX33422
01/03/07	02/07/07	000859091	30077	76,020	48,680	27,340	36.0%	COPR	HORWITH	CHUX116
01/03/07	02/07/07	000859092	30078	72,720	48,340	24,380	33.5%	COPR	HORWITH	CHUX116
01/03/07	02/07/07	000859093	30079	25,080	50,260	(25,180)	-100.4%	COPR	HORWITH	CHUX116
01/03/07	02/07/07	000859094	30080	25,080	50,600	(25,520)	-101.8%	COPR	HORWITH	CHUX116
01/03/07	02/07/07	000859095	30081	66,800	50,520	16,280	24.4%	COPR	HORWITH	CHUX128
01/03/07	02/07/07	000859096	30082	38,160	51,200	(13,040)	-34.2%	COPR	HORWITH	CHUX128
01/03/07	02/07/07	000859097	30083	40,700	51,320	(10,620)	-26.1%	COPR	HORWITH	CHUX128
01/03/07	02/07/07	000859098	30084	59,800	51,420	8,380	14.0%	COPR	HORWITH	CHUX128
01/03/07	02/07/07	000859099	30085	11,460	50,160	(38,700)	-337.7%	COPR	HORWITH	CEFX31031
01/03/07	01/31/07	000859100	30086	25,860	49,640	(23,780)	-92.0%	COPR	HORWITH	NDYX316090
01/03/07	02/07/07	000859101	30087	64,160	50,660	13,500	21.0%	COPR	HORWITH	CEFX31031
01/03/07	01/31/07	000859102	30088	68,460	49,820	18,640	27.2%	COPR	HORWITH	NDYX316090
01/03/07	01/31/07	000859103	30089	67,780	50,060	17,720	26.1%	COPR	HORWITH	NDYX316090
01/03/07	01/31/07	000859104	30090	34,840	49,020	(14,180)	-40.7%	COPR	HORWITH	NDYX316090
01/03/07	02/07/07	000859105	30091	67,760	51,380	16,380	24.2%	COPR	HORWITH	CEFX31031
01/03/07	02/07/07	000859106	30092	61,780	52,520	9,260	15.0%	COPR	HORWITH	CEFX31031
01/03/07	01/31/07	000859107	30093	27,580	51,640	(24,060)	-87.2%	COPR	HORWITH	CEFX35845
01/03/07	01/31/07	000859108	30094	6,900	50,340	(43,440)	-629.6%	COPR	HORWITH	CEFX35845
01/03/07	01/31/07	000859109	30095	67,680	49,420	18,260	27.0%	COPR	HORWITH	CEFX35845
01/03/07	01/31/07	000859110	30096	99,760	51,080	48,680	48.8%	COPR	HORWITH	CEFX35845
01/03/07	02/07/07	000859111	30097	67,440	50,240	17,200	25.5%	COPR	HORWITH	CHUX156
01/03/07	02/07/07	000859112	30098	62,180	50,040	12,140	19.5%	COPR	HORWITH	CHUX156
01/03/07	02/07/07	000859113	30099	34,460	50,600	(16,140)	-46.8%	COPR	HORWITH	CHUX156
01/03/07	02/07/07	000859114	30100	35,240	49,860	(14,620)	-41.5%	COPR	HORWITH	CHUX156
01/03/07	02/07/07	000859115	30101	42,740	49,260	(6,520)	-15.3%	COPR	HORWITH	CHUX248
01/03/07	02/07/07	000859116	30102	66,820	50,380	16,440	24.6%	COPR	HORWITH	CHUX248
01/03/07	02/07/07	000859117	30103	76,040	50,460	25,580	33.6%	COPR	HORWITH	CHUX248
01/03/07	02/07/07	000859118	30104	13,660	49,700	(36,040)	-263.8%	COPR	HORWITH	CHUX248
01/03/07	02/07/07	000859119	30105	76,320	47,520	28,800	37.7%	COPR	HORWITH	CHUX318
01/03/07	02/07/07	000859120	30106	67,340	51,000	16,340	24.3%	COPR	HORWITH	CHUX318
01/04/07	02/07/07	000859122	30107	21,820	49,780	(27,960)	-128.1%	COPR	HORWITH	JTLX30127
01/04/07	02/07/07	000859123	30108	64,120	49,940	14,180	22.1%	COPR	HORWITH	JTLX30127
01/04/07	02/07/07	000859124	30109	60,220	49,520	10,700	17.8%	COPR	HORWITH	JTLX30127
01/04/07	02/07/07	000859125	30110	52,200	50,200	2,000	3.8%	COPR	HORWITH	JTLX30127
01/04/07	02/07/07	000859126	30111	50,360	50,260	100	0.2%	COPR	HORWITH	CHUX325
01/04/07	02/07/07	000859127	30112	77,040	50,340	26,700	34.7%	COPR	HORWITH	CHUX325
01/04/07	01/31/07	000859128	30113	75,500	48,440	27,060	35.8%	COPR	HORWITH	NDYX316151
01/04/07	02/07/07	000859129	30114	35,540	50,160	(14,620)	-41.1%	COPR	HORWITH	CHUX325
01/04/07	02/07/07	000859130	30115	35,560	50,320	(14,760)	-41.5%	COPR	HORWITH	CHUX325
01/04/07	02/07/07	000859131	30116	27,520	49,920	(22,400)	-81.4%	COPR	HORWITH	CHUX318
01/04/07	01/31/07	000859132	30117	74,480	49,300	25,180	33.8%	COPR	HORWITH	NDYX316151
01/04/07	01/31/07	000859133	30118	21,580	49,560	(27,980)	-129.7%	COPR	HORWITH	NDYX316151
01/04/07	02/07/07	000859134	30119	27,520	49,720	(22,200)	-80.7%	COPR	HORWITH	CHUX318
01/04/07	01/31/07	000859135	30120	12,180	48,020	(35,840)	-294.3%	COPR	HORWITH	CEFX35847
01/04/07	01/31/07	000859136	30121	21,580	48,200	(26,620)	-123.4%	COPR	HORWITH	NDYX316151
01/04/07	01/31/07	000859137	30122	56,380	49,840	6,540	11.6%	COPR	HORWITH	CEFX35847
01/04/07	01/31/07	000859138	30123	63,480	50,560	12,920	20.4%	COPR	HORWITH	CEFX35847
01/04/07	01/31/07	000859139	30124	66,080	49,200	16,880	25.5%	COPR	HORWITH	CEFX35847
01/04/07	01/31/07	000859140	30125	75,260	50,560	24,700	32.8%	COPR	HORWITH	CHUX286
01/04/07	01/31/07	000859141	30126	67,000	51,120	15,880	23.7%	COPR	HORWITH	CHUX286
01/04/07	01/31/07	000859142	30127	27,860	49,740	(21,880)	-78.5%	COPR	HORWITH	CHUX286
01/04/07	01/31/07	000859143	30128	27,860	49,600	(21,740)	-78.0%	COPR	HORWITH	CHUX286
01/04/07	02/07/07	000859144	30129	19,580	48,320	(28,740)	-146.8%	COPR	HORWITH	CHUX289
01/04/07	02/07/07	000859145	30130	63,700	50,280	13,420	21.1%	COPR	HORWITH	CHUX289
01/04/07	02/07/07	000859146	30131	68,380	50,600	17,780	26.0%	COPR	HORWITH	CHUX289
01/04/07	02/07/07	000859147	30132	50,540	51,500	(960)	-1.9%	COPR	HORWITH	CHUX289
01/04/07	01/31/07	000859148	30133	26,020	51,200	(25,180)	-96.8%	COPR	HORWITH	CHUX290
01/04/07	01/31/07	000859149	30134	76,640	51,300	25,340	33.1%	COPR	HORWITH	CHUX290
01/04/07	01/31/07	000859150	30135	76,820	52,720	24,100	31.4%	COPR	HORWITH	CHUX290
01/04/07	01/31/07	000859151	30136	24,120	49,860	(25,740)	-106.7%	COPR	HORWITH	CHUX290
01/04/07	02/07/07	000859152	30137	39,340	50,140	(10,800)	-27.5%	COPR	HORWITH	CEFX33544
01/04/07	02/07/07	000859153	30138	74,200	50,400	23,800	32.1%	COPR	HORWITH	CEFX33544
01/04/07	02/07/07	000859154	30139	59,580	50,400	9,180	15.4%	COPR	HORWITH	NDYX316047
01/04/07	02/07/07	000859155	30140	76,760	49,840	26,920	35.1%	COPR	HORWITH	NDYX316047
01/04/07	02/07/07	000859156	30141	62,700	51,080	11,620	18.5%	COPR	HORWITH	CEFX33544
01/04/07	02/07/07	000859157	30142	26,100	51,780	(25,680)	-98.4%	COPR	HORWITH	CEFX33544
01/04/07	02/07/07	000859158	30143	59,640	51,400	8,240	13.8%	COPR	HORWITH	CEFX33434
01/04/07	02/07/07	000859159	30144	77,680	51,120	26,560	34.2%	COPR	HORWITH	CEFX33434
01/04/07	02/07/07	000859160	30145	65,840	51,920	13,920	21.1%	COPR	HORWITH	CEFX33434
01/04/07	02/07/07	000859161	30146	8,900	50,820	(41,920)	-471.0%	COPR	HORWITH	CEFX33434
01/04/07	02/07/07	000859162	30147	16,000	51,940	(35,940)	-224.6%	COPR	HORWITH	CEFX35237

Honeywell

HONEYWELL SA-7 USE HAZARDOUS WASTE TRACKING (2006)										
Date Shipped	Date of Return Manifest	State Manifest	Man. Doc #	Facilty Manifest Weight (lbs)	Estimated Weight (lbs)	Manifest - Estimate (lbs)	Manifest - Estimate (%)	Material	Transporter	RAILCAR #
01/04/07	02/07/07	000859163	30148	67,640	50,800	16,840	24.9%	COPR	HORWITH	CEFX35237
01/04/07	02/07/07	000859164	30149	76,100	51,940	24,160	31.7%	COPR	HORWITH	CEFX35237
01/04/07	02/07/07	000859165	30150	39,160	50,400	(11,240)	-28.7%	COPR	HORWITH	NDYX316148
01/04/07	02/07/07	000859166	30151	47,120	51,900	(4,780)	-10.1%	COPR	HORWITH	CEFX35237
01/04/07	02/07/07	000859167	30152	21,180	52,180	(31,000)	-146.4%	COPR	HORWITH	JTLX30151
01/04/07	02/07/07	000859168	30153	77,020	51,040	25,980	33.7%	COPR	HORWITH	JTLX30151
01/04/07	02/07/07	000859169	30154	76,420	51,740	24,680	32.3%	COPR	HORWITH	JTLX30151
01/04/07	02/07/07	000859170	30155	31,020	51,480	(20,460)	-66.0%	COPR	HORWITH	JTLX30151
01/04/07	02/07/07	000859171	30156	75,500	49,540	25,960	34.4%	COPR	HORWITH	NDYX316148
01/04/07	02/07/07	000859173	30157	73,620	50,360	23,260	31.6%	COPR	HORWITH	NDYX316148
01/04/07	02/07/07	000859174	30158	8,120	49,540	(41,420)	-510.1%	COPR	HORWITH	NDYX316148
01/04/07	02/07/07	000859175	30159	29,740	50,960	(21,220)	-71.4%	COPR	HORWITH	NDYX316047
01/04/07	02/07/07	000859176	30160	30,480	50,880	(20,400)	-66.9%	COPR	HORWITH	NDYX316047
01/05/07	02/07/07	000859177	30161	52,020	48,000	4,020	7.7%	COPR	HORWITH	NDYX316085
01/05/07	02/07/07	000859178	30162	60,420	49,500	10,920	18.1%	COPR	HORWITH	NDYX316085
01/05/07	02/07/07	000859179	30163	70,000	48,840	21,160	30.2%	COPR	HORWITH	NDYX316085
01/05/07	02/07/07	000859180	30164	10,760	49,440	(38,680)	-359.5%	COPR	HORWITH	NDYX316085
01/05/07	01/31/07	000859181	30165	76,500	50,280	26,220	34.3%	COPR	HORWITH	JTLX254
01/05/07	01/31/07	000859182	30166	63,980	50,260	13,720	21.4%	COPR	HORWITH	JTLX254
01/05/07	01/31/07	000859183	30167	27,980	50,200	(22,220)	-79.4%	COPR	HORWITH	JTLX254
01/05/07	01/31/07	000859184	30168	27,980	49,620	(21,640)	-77.3%	COPR	HORWITH	JTLX254
01/05/07	02/07/07	000859185	30169	7,620	50,120	(42,500)	-557.7%	COPR	HORWITH	CHUX291
01/05/07	02/07/07	000859186	30170	68,480	49,360	19,120	27.9%	COPR	HORWITH	CHUX291
01/05/07	02/07/07	000859187	30171	67,780	49,860	17,920	26.4%	COPR	HORWITH	CHUX291
01/05/07	02/07/07	000859188	30172	56,100	51,200	4,900	8.7%	COPR	HORWITH	CHUX291
01/05/07	02/07/07	000859189	30173	11,480	50,140	(38,660)	-336.8%	COPR	HORWITH	CHUX310
01/05/07	02/07/07	000859190	30174	65,700	49,700	16,000	24.4%	COPR	HORWITH	CHUX310
01/05/07	02/07/07	000859191	30175	67,400	51,000	16,400	24.3%	COPR	HORWITH	CHUX310
01/05/07	02/07/07	000859192	30176	54,600	50,520	4,080	7.5%	COPR	HORWITH	CHUX310
01/05/07	02/07/07	000859193	30177	11,980	48,980	(37,000)	-308.8%	COPR	HORWITH	CHUX309
01/05/07	02/07/07	000859194	30178	61,220	49,700	11,520	18.8%	COPR	HORWITH	CHUX309
01/05/07	02/07/07	000859195	30179	63,060	50,840	12,220	19.4%	COPR	HORWITH	CHUX309
01/05/07	02/07/07	000859196	30180	60,940	49,560	11,380	18.7%	COPR	HORWITH	CHUX309
01/05/07	02/07/07	000859197	30181	39,160	50,680	(11,520)	-29.4%	COPR	HORWITH	CHUX307
01/05/07	02/07/07	000859198	30182	70,300	50,140	20,160	28.7%	COPR	HORWITH	CHUX307
01/05/07	02/07/07	000859199	30183	73,000	50,660	22,340	30.6%	COPR	HORWITH	CHUX307
01/05/07	02/07/07	000859200	30184	19,640	50,860	(31,220)	-159.0%	COPR	HORWITH	CHUX307
01/05/07	02/07/07	000859201	30185	48,020	50,820	(2,800)	-5.8%	COPR	HORWITH	CEFX35850
01/05/07	02/07/07	000859202	30186	75,980	49,680	26,300	34.6%	COPR	HORWITH	CEFX35850
01/05/07	02/07/07	000859203	30187	62,640	51,040	11,600	18.5%	COPR	HORWITH	CEFX35850
01/05/07	02/07/07	000859204	30188	57,900	50,500	7,400	12.8%	COPR	HORWITH	JTLX30104
01/05/07	02/07/07	000859205	30189	67,680	51,660	16,020	23.7%	COPR	HORWITH	JTLX30104
01/05/07	02/07/07	000859206	30190	60,220	49,100	11,120	18.5%	COPR	HORWITH	JTLX30104
01/05/07	02/07/07	000859207	30191	12,600	49,860	(37,260)	-295.7%	COPR	HORWITH	JTLX30104
01/05/07	02/07/07	000859208	30192	56,460	49,400	7,060	12.5%	COPR	HORWITH	JTLX80
01/05/07	02/07/07	000859209	30193	65,820	49,740	16,080	24.4%	COPR	HORWITH	JTLX80
01/05/07	02/07/07	000859210	30194	57,260	49,220	8,040	14.0%	COPR	HORWITH	JTLX80
01/05/07	02/07/07	000859211	30195	18,280	49,520	(31,240)	-170.9%	COPR	HORWITH	JTLX80
01/05/07	02/07/07	000859212	30196	14,680	49,460	(34,780)	-236.9%	COPR	HORWITH	CEFX35850
01/05/07	02/07/07	000859213	30197	27,600	49,140	(21,540)	-78.0%	COPR	HORWITH	CHUX314
01/05/07	02/07/07	000859214	30198	65,700	50,500	15,200	23.1%	COPR	HORWITH	CHUX314
01/05/07	02/07/07	000859215	30199	76,800	49,800	27,000	35.2%	COPR	HORWITH	CHUX314
01/05/07	02/07/07	000859216	30200	13,780	52,000	(38,220)	-277.4%	COPR	HORWITH	CHUX311
01/05/07	02/07/07	000859217	30201	28,200	48,880	(20,680)	-73.3%	COPR	HORWITH	CHUX314
01/05/07	02/07/07	000859218	30202	67,940	50,220	17,720	26.1%	COPR	HORWITH	CHUX311
01/05/07	02/07/07	000859219	30203	57,940	51,040	6,900	11.9%	COPR	HORWITH	CHUX295
01/05/07	02/07/07	000859220	30204	76,420	48,700	27,720	36.3%	COPR	HORWITH	CHUX311
01/05/07	02/07/07	000859221	30205	39,720	49,700	(9,980)	-25.1%	COPR	HORWITH	CHUX311
01/05/07	02/07/07	000859222	30206	77,180	49,800	27,380	35.5%	COPR	HORWITH	CHUX295
01/05/07	01/31/07	000859223	30207	46,680	50,140	(3,460)	-7.4%	COPR	HORWITH	NDYX316083
01/05/07	02/07/07	000859224	30208	10,240	49,660	(39,420)	-385.0%	COPR	HORWITH	CHUX258
01/05/07	02/07/07	000859225	30209	31,440	49,960	(18,520)	-58.9%	COPR	HORWITH	CHUX295
01/05/07	02/07/07	000859227	30210	31,440	49,960	(18,520)	-58.9%	COPR	HORWITH	CHUX295
01/05/07	01/31/07	000859228	30211	41,220	51,280	(10,060)	-24.4%	COPR	HORWITH	CEFX35852
01/05/07	02/07/07	000859229	30212	48,040	50,120	(2,080)	-4.3%	COPR	HORWITH	CHUX258
01/05/07	02/07/07	000859230	30213	63,920	50,640	13,280	20.8%	COPR	HORWITH	CHUX258
01/05/07	02/07/07	000859231	30214	76,220	51,400	24,820	32.6%	COPR	HORWITH	CHUX258
01/08/07	01/31/07	000859232	30215	64,720	50,820	13,900	21.5%	COPR	HORWITH	CHUX251
01/08/07	01/31/07	000859233	30216	65,380	51,260	14,120	21.6%	COPR	HORWITH	CHUX251
01/08/07	01/31/07	000859234	30217	52,940	48,540	4,400	8.3%	COPR	HORWITH	NDYX316238
01/08/07	01/31/07	000859235	30218	7,460	51,100	(43,640)	-585.0%	COPR	HORWITH	CHUX251
01/08/07	01/31/07	000859236	30219	64,100	50,080	14,020	21.9%	COPR	HORWITH	CHUX251
01/08/07	01/31/07	000859237	30220	59,780	49,820	9,960	16.7%	COPR	HORWITH	NDYX316238
01/08/07	01/31/07	000859238	30221	66,820	48,640	18,180	27.2%	COPR	HORWITH	NDYX316238

Honeywell

HONEYWELL SA-7 USE HAZARDOUS WASTE TRACKING (2006)										
Date Shipped	Date of Return Manifest	State Manifest	Man. Doc #	Facilty Manifest Weight (lbs)	Estimated Weight (lbs)	Manifest - Estimate (lbs)	Manifest - Estimate (%)	Material	Transporter	RAILCAR #
01/08/07	01/31/07	000859239	30222	11,420	49,540	(38,120)	-333.8%	COPR	HORWITH	NDYX316238
01/08/07	01/31/07	000859240	30223	46,920	51,840	(4,920)	-10.5%	COPR	HORWITH	JTLX267
01/08/07	01/31/07	000859242	30224	18,080	49,320	(31,240)	-172.8%	COPR	HORWITH	NDYX316211
01/08/07	01/31/07	000859243	30225	64,300	48,660	15,640	24.3%	COPR	HORWITH	NDYX316211
01/08/07	01/31/07	000859244	30226	76,900	48,940	27,960	36.4%	COPR	HORWITH	NDYX316211
01/08/07	01/31/07	000859245	30227	37,300	48,180	(10,880)	-29.2%	COPR	HORWITH	NDYX316211
01/08/07	01/31/07	000859246	30228	76,080	48,080	28,000	36.8%	COPR	HORWITH	NDYX316048
01/08/07	01/31/07	000859247	30229	64,200	48,580	15,620	24.3%	COPR	HORWITH	NDYX316048
01/08/07	01/31/07	000859250	30230	66,520	50,380	16,140	24.3%	COPR	HORWITH	JTLX267
01/08/07	01/31/07	000859251	30231	61,220	52,100	9,120	14.9%	COPR	HORWITH	JTLX267
01/08/07	01/31/07	000859252	30232	25,100	50,560	(25,460)	-101.4%	COPR	HORWITH	JTLX267
01/08/07	02/07/07	000859253	30233	42,720	48,900	(6,180)	-14.5%	COPR	HORWITH	CHUX272
01/08/07	01/31/07	000859254	30234	25,460	48,980	(23,520)	-92.4%	COPR	HORWITH	NDYX316048
01/08/07	01/31/07	000859256	30235	25,460	49,940	(24,480)	-96.2%	COPR	HORWITH	NDYX316048
01/08/07	02/07/07	000859257	30236	67,160	50,260	16,900	25.2%	COPR	HORWITH	CHUX272
01/08/07	02/07/07	000859258	30237	67,260	50,020	17,240	25.6%	COPR	HORWITH	CHUX272
01/08/07	02/07/07	000859259	30238	18,980	49,480	(30,500)	-160.7%	COPR	HORWITH	CHUX272
01/08/07	01/31/07	000859260	30239	38,840	51,080	(12,240)	-31.5%	COPR	HORWITH	JTLX86
01/08/07	01/31/07	000859261	30240	67,160	49,620	17,540	26.1%	COPR	HORWITH	JTLX86
01/08/07	01/31/07	000859262	30241	75,660	49,640	26,020	34.4%	COPR	HORWITH	JTLX86
01/08/07	01/31/07	000859263	30242	17,000	51,340	(34,340)	-202.0%	COPR	HORWITH	JTLX86
01/08/07	01/31/07	000859264	30243	47,180	50,960	(3,780)	-8.0%	COPR	HORWITH	CEFX32187
01/08/07	01/31/07	000859265	30244	38,260	52,000	(13,740)	-35.9%	COPR	HORWITH	CEFX32187
01/08/07	01/31/07	000859266	30245	77,060	49,520	27,540	35.7%	COPR	HORWITH	CEFX32187
01/08/07	01/31/07	000859267	30246	38,260	50,140	(11,880)	-31.1%	COPR	HORWITH	CEFX32187
01/08/07	04/20/07	000859268	30247	66,340	49,080	17,260	26.0%	COPR	HORWITH	NRLX526257
01/08/07	04/20/07	000859269	30248	67,600	50,220	17,380	25.7%	COPR	HORWITH	NRLX526257
01/08/07	04/20/07	000859270	30249	26,860	49,600	(22,740)	-84.7%	COPR	HORWITH	NRLX526257
01/08/07	04/20/07	000859271	30250	26,860	49,380	(22,520)	-83.8%	COPR	HORWITH	NRLX526257
01/08/07	01/31/07	000859272	30251	52,340	50,860	1,480	2.8%	COPR	HORWITH	JTLX30155
01/08/07	01/31/07	000859273	30252	66,440	51,320	15,120	22.8%	COPR	HORWITH	JTLX30155
01/08/07	01/31/07	000859274	30253	63,400	49,320	14,080	22.2%	COPR	HORWITH	JTLX30155
01/08/07	01/31/07	000859275	30254	66,080	49,080	17,000	25.7%	COPR	HORWITH	NDYX316083
01/08/07	01/31/07	000859276	30255	20,220	51,600	(31,380)	-155.2%	COPR	HORWITH	JTLX30155
01/08/07	01/31/07	000859277	30256	75,700	49,860	25,840	34.1%	COPR	HORWITH	CEFX35852
01/08/07	01/31/07	000859278	30257	64,600	48,700	15,900	24.6%	COPR	HORWITH	NDYX316083
01/08/07	01/31/07	000859279	30258	60,660	49,520	11,140	18.4%	COPR	HORWITH	CEFX35852
01/08/07	01/31/07	000859280	30259	20,960	50,500	(29,540)	-140.9%	COPR	HORWITH	CEFX35852
01/08/07	01/31/07	000859281	30260	51,000	50,560	440	0.9%	COPR	HORWITH	CEFX35246
01/08/07	01/31/07	000859282	30261	14,760	47,180	(32,420)	-219.6%	COPR	HORWITH	NDYX316083
01/08/07	01/31/07	000859283	30262	68,320	49,660	18,660	27.3%	COPR	HORWITH	CEFX35246
01/08/07	01/31/07	000859284	30263	63,340	52,600	10,740	17.0%	COPR	HORWITH	CEFX35246
01/08/07	01/31/07	000859285	30264	20,100	50,960	(30,860)	-153.5%	COPR	HORWITH	CEFX35246
01/09/07	01/31/07	000859286	30265	60,940	51,460	9,480	15.6%	COPR	HORWITH	CHUX266
01/09/07	01/31/07	000859287	30266	68,380	50,580	17,800	26.0%	COPR	HORWITH	CHUX266
01/09/07	01/31/07	000859288	30267	68,020	48,140	19,880	29.2%	COPR	HORWITH	NDYX316152
01/09/07	01/31/07	000859289	30268	62,560	50,660	11,900	19.0%	COPR	HORWITH	CHUX266
01/09/07	01/31/07	000859290	30269	12,680	51,260	(38,580)	-304.3%	COPR	HORWITH	CHUX266
01/09/07	01/31/07	000859291	30270	76,640	50,820	25,820	33.7%	COPR	HORWITH	JTLX192
01/09/07	01/31/07	000859292	30271	68,560	50,620	17,940	26.2%	COPR	HORWITH	JTLX192
01/09/07	01/31/07	000859293	30272	28,500	50,580	(22,080)	-77.5%	COPR	HORWITH	JTLX192
01/09/07	01/31/07	000859294	30273	67,700	48,120	19,580	28.9%	COPR	HORWITH	NDYX316152
01/09/07	01/31/07	000859295	30274	9,280	50,100	(40,820)	-439.9%	COPR	HORWITH	NDYX320346
01/09/07	01/31/07	000859296	30275	28,520	49,720	(21,200)	-74.3%	COPR	HORWITH	JTLX192
01/09/07	01/31/07	000859297	30276	61,760	50,320	11,440	18.5%	COPR	HORWITH	NDYX320346
01/09/07	01/31/07	000859298	30277	28,160	49,580	(21,420)	-76.1%	COPR	HORWITH	NDYX316152
01/09/07	01/31/07	000859299	30278	28,180	49,560	(21,380)	-75.9%	COPR	HORWITH	NDYX316152
01/09/07	01/31/07	000859300	30279	67,840	50,300	17,540	25.9%	COPR	HORWITH	NDYX320346
01/09/07	01/31/07	000859301	30280	63,740	49,440	14,300	22.4%	COPR	HORWITH	NDYX320346
01/09/07	01/31/07	000859302	30281	57,040	50,600	6,440	11.3%	COPR	HORWITH	JTLX260
01/09/07	01/31/07	000859303	30282	67,580	50,840	16,740	24.8%	COPR	HORWITH	JTLX260
01/09/07	01/31/07	000859304	30283	61,620	49,740	11,880	19.3%	COPR	HORWITH	JTLX260
01/09/07	01/31/07	000859305	30284	6,760	49,760	(43,000)	-636.1%	COPR	HORWITH	JTLX260
01/09/07	01/31/07	000859306	30285	76,240	50,040	26,200	34.4%	COPR	HORWITH	CHUX224
01/09/07	01/31/07	000859307	30286	57,300	50,060	7,240	12.6%	COPR	HORWITH	CHUX224
01/09/07	01/31/07	000859308	30287	32,140	50,940	(18,800)	-58.5%	COPR	HORWITH	CHUX224
01/09/07	01/31/07	000859309	30288	32,140	49,320	(17,180)	-53.5%	COPR	HORWITH	CHUX224
01/09/07	01/31/07	000859310	30289	7,680	49,820	(42,140)	-548.7%	COPR	HORWITH	CHUX243
01/09/07	01/31/07	000859311	30290	63,540	50,240	13,300	20.9%	COPR	HORWITH	CHUX243
01/09/07	01/31/07	000859312	30291	77,120	50,080	27,040	35.1%	COPR	HORWITH	CHUX243
01/09/07	01/31/07	000859313	30292	50,380	49,360	1,020	2.0%	COPR	HORWITH	CHUX243
01/09/07	01/31/07	000859314	30293	54,100	49,560	4,540	8.4%	COPR	HORWITH	CHUX211
01/09/07	01/31/07	000859315	30294	66,680	51,080	15,600	23.4%	COPR	HORWITH	CHUX211
01/09/07	01/31/07	000859316	30295	65,940	51,600	14,340	21.7%	COPR	HORWITH	CHUX211

Honeywell

HONEYWELL SA-7 USE HAZARDOUS WASTE TRACKING (2006)										
Date Shipped	Date of Return Manifest	State Manifest	Man. Doc #	Facilty Manifest Weight (lbs)	Estimated Weight (lbs)	Manifest - Estimate (lbs)	Manifest - Estimate (%)	Material	Transporter	RAILCAR #
01/09/07	01/31/07	000859317	30296	13,220	50,280	(37,060)	-280.3%	COPR	HORWITH	CHUX211
01/09/07	02/07/07	000859318	30297	67,380	49,660	17,720	26.3%	COPR	HORWITH	NDYX316109
01/09/07	02/07/07	000859319	30298	66,700	48,960	17,740	26.6%	COPR	HORWITH	NDYX316109
01/09/07	01/31/07	000859320	30299	23,080	50,440	(27,360)	-118.5%	COPR	HORWITH	CHUX133
01/09/07	01/31/07	000859321	30300	66,660	50,440	16,220	24.3%	COPR	HORWITH	CHUX133
01/09/07	01/31/07	000859322	30301	77,440	50,160	27,280	35.2%	COPR	HORWITH	CHUX133
01/09/07	01/31/07	000859323	30302	35,120	51,480	(16,360)	-46.6%	COPR	HORWITH	CHUX133
01/09/07	01/31/07	000859324	30303	25,500	51,460	(25,960)	-101.8%	COPR	HORWITH	HLMX1198
01/09/07	02/07/07	000859325	30304	30,460	49,680	(19,220)	-63.1%	COPR	HORWITH	NDYX316109
01/09/07	01/31/07	000859326	30305	67,820	50,980	16,840	24.8%	COPR	HORWITH	HLMX1198
01/09/07	01/31/07	000859327	30306	41,020	50,900	(9,880)	-24.1%	COPR	HORWITH	HLMX1198
01/09/07	01/31/07	000859328	30307	66,720	50,500	16,220	24.3%	COPR	HORWITH	HLMX1198
01/09/07	02/07/07	000859329	30308	25,960	52,480	(26,520)	-102.2%	COPR	HORWITH	JTLX234
01/09/07	02/07/07	000859330	30309	75,820	50,060	25,760	34.0%	COPR	HORWITH	JTLX234
01/09/07	02/07/07	000859331	30310	63,040	50,260	12,780	20.3%	COPR	HORWITH	JTLX234
01/09/07	02/07/07	000859332	30311	30,460	49,740	(19,280)	-63.3%	COPR	HORWITH	NDYX316109
01/09/07	02/07/07	000859333	30312	39,880	51,420	(11,540)	-28.9%	COPR	HORWITH	JTLX234
01/09/07	02/07/07	000859334	30313	14,600	50,300	(35,700)	-244.5%	COPR	HORWITH	CHUX239
01/09/07	02/07/07	000859335	30314	64,640	49,580	15,060	23.3%	COPR	HORWITH	CHUX239
01/10/07	02/20/07	000859336	30315	11,380	48,980	(37,600)	-330.4%	COPR	HORWITH	NDYX316143
01/10/07	02/07/07	000859337	30316	63,320	49,840	13,480	21.3%	COPR	HORWITH	NRLX528359
01/10/07	02/07/07	000859338	30317	35,800	49,560	(13,760)	-38.4%	COPR	HORWITH	NRLX528359
01/10/07	02/07/07	000859339	30318	76,040	50,480	25,560	33.6%	COPR	HORWITH	CHUX239
01/10/07	02/07/07	000859340	30319	32,020	50,280	(18,260)	-57.0%	COPR	HORWITH	NRLX528359
01/10/07	02/07/07	000859341	30320	44,240	51,040	(6,800)	-15.4%	COPR	HORWITH	CHUX239
01/10/07	02/07/07	000859342	30321	65,560	49,360	16,200	24.7%	COPR	HORWITH	NRLX528359
01/10/07	02/07/07	000859343	30322	38,940	49,380	(10,440)	-26.8%	COPR	HORWITH	CHUX194
01/10/07	02/07/07	000859344	30323	76,680	50,040	26,640	34.7%	COPR	HORWITH	CHUX194
01/10/07	02/20/07	000859345	30324	53,560	48,940	4,620	8.6%	COPR	HORWITH	NDYX316143
01/10/07	02/07/07	000859346	30325	20,980	51,720	(30,740)	-146.5%	COPR	HORWITH	CHUX194
01/10/07	02/07/07	000859347	30326	64,620	49,540	15,080	23.3%	COPR	HORWITH	CHUX194
01/10/07	02/07/07	000859348	30327	38,860	50,280	(11,420)	-29.4%	COPR	HORWITH	CHUX170
01/10/07	02/07/07	000859349	30328	67,780	49,820	17,960	26.5%	COPR	HORWITH	CHUX170
01/10/07	02/07/07	000859350	30329	67,140	50,260	16,880	25.1%	COPR	HORWITH	CHUX170
01/10/07	02/07/07	000859351	30330	24,860	50,860	(26,000)	-104.6%	COPR	HORWITH	CHUX170
01/10/07	02/07/07	000859352	30331	66,720	50,540	16,180	24.3%	COPR	HORWITH	CEFX35840
01/10/07	02/07/07	000859353	30332	28,140	50,700	(22,560)	-80.2%	COPR	HORWITH	CEFX35840
01/10/07	02/07/07	000859354	30333	66,360	51,200	15,160	22.8%	COPR	HORWITH	CEFX35840
01/10/07	02/07/07	000859355	30334	37,420	49,500	(12,080)	-32.3%	COPR	HORWITH	CEFX35840
01/10/07	01/31/07	000859356	30335	68,360	50,800	17,560	25.7%	COPR	HORWITH	JTLX30122
01/10/07	02/20/07	000859357	30336	59,040	48,600	10,440	17.7%	COPR	HORWITH	NDYX316143
01/10/07	02/20/07	000859358	30337	68,220	49,640	18,580	27.2%	COPR	HORWITH	NDYX316143
01/10/07	01/31/07	000859359	30338	66,520	49,560	16,960	25.5%	COPR	HORWITH	JTLX30122
01/10/07	01/31/07	000859360	30339	33,100	51,160	(18,060)	-54.6%	COPR	HORWITH	JTLX30122
01/10/07	01/31/07	000859361	30340	33,080	50,200	(17,120)	-51.8%	COPR	HORWITH	JTLX30122
01/10/07	02/07/07	000859362	30341	63,420	49,000	14,420	22.7%	COPR	HORWITH	NDYX316054
01/10/07	02/07/07	000859363	30342	60,360	50,460	9,900	16.4%	COPR	HORWITH	MHFX5628
01/10/07	02/07/07	000859364	30343	60,960	49,580	11,380	18.7%	COPR	HORWITH	NDYX316054
01/10/07	02/07/07	000859365	30344	34,020	49,620	(15,600)	-45.9%	COPR	HORWITH	NDYX316054
01/10/07	02/07/07	000859366	30345	60,060	51,080	8,980	15.0%	COPR	HORWITH	MHFX5628
01/10/07	02/07/07	000859367	30346	38,280	50,300	(12,020)	-31.4%	COPR	HORWITH	MHFX5628
01/10/07	02/07/07	000859368	30347	34,020	49,240	(15,220)	-44.7%	COPR	HORWITH	NDYX316054
01/10/07	02/07/07	000859369	30348	38,280	50,620	(12,340)	-32.2%	COPR	HORWITH	MHFX5628
01/10/07	02/07/07	000859370	30349	42,340	50,880	(8,540)	-20.2%	COPR	HORWITH	CHUX124
01/10/07	02/28/07	000859371	30350	28,520	51,340	(22,820)	-80.0%	COPR	HORWITH	CHUX124
01/10/07	02/07/07	000859372	30351	65,860	52,620	13,240	20.1%	COPR	HORWITH	CHUX124
01/10/07	02/07/07	000859373	30352	65,460	50,380	15,080	23.0%	COPR	HORWITH	CHUX124
01/10/07	02/07/07	000859374	30353	28,800	52,020	(23,220)	-80.6%	COPR	HORWITH	MHFX5631
01/10/07	02/07/07	000859375	30354	76,280	51,420	24,860	32.6%	COPR	HORWITH	MHFX5631
01/10/07	02/07/07	000859376	30355	76,360	52,660	23,700	31.0%	COPR	HORWITH	MHFX5631
01/10/07	02/07/07	000859377	30356	27,000	50,400	(23,400)	-86.7%	COPR	HORWITH	MHFX5631
01/10/07	02/07/07	000859378	30357	15,440	50,420	(34,980)	-226.6%	COPR	HORWITH	NRLX528245
01/10/07	02/07/07	000859379	30358	66,880	51,080	15,800	23.6%	COPR	HORWITH	NRLX528245
01/10/07	02/07/07	000859380	30359	66,760	51,100	15,660	23.5%	COPR	HORWITH	NRLX528245
01/10/07	02/07/07	000859381	30360	51,760	49,740	2,020	3.9%	COPR	HORWITH	NRLX528245
01/10/07	02/07/07	000859382	30361	75,820	52,300	27,140	35.8%	COPR	HORWITH	JTLX86
01/10/07	02/07/07	000859383	30362	76,240	51,520	66,920	87.8%	COPR	HORWITH	JTLX86
01/10/07	02/07/07	000859384	30363	25,500	49,900	67,140	263.3%	COPR	HORWITH	JTLX86
01/10/07	02/07/07	000859385	30364	26,160	50,300	38,960	148.9%	COPR	HORWITH	JTLX86
01/11/07	02/07/07	000859386	30365	41,880	49,780	(7,900)	-18.9%	COPR	HORWITH	CHUX235
01/11/07	02/07/07	000859387	30366	57,580	50,600	6,980	12.1%	COPR	HORWITH	CHUX235
01/11/07	02/20/07	000859388	30367	61,280	49,400	11,880	19.4%	COPR	HORWITH	NDYX316013
01/11/07	02/07/07	000859389	30368	76,520	50,260	26,260	34.3%	COPR	HORWITH	CHUX235
01/11/07	02/20/07	000859390	30369	65,660	49,960	15,700	23.9%	COPR	HORWITH	NDYX316013

Honeywell

HONEYWELL SA-7 USE HAZARDOUS WASTE TRACKING (2006)										
Date Shipped	Date of Return Manifest	State Manifest	Man. Doc #	Facilty Manifest Weight (lbs)	Estimated Weight (lbs)	Manifest - Estimate (lbs)	Manifest - Estimate (%)	Material	Transporter	RAILCAR #
01/11/07	02/07/07	000859392	30370	26,220	50,300	(24,080)	-91.8%	COPR	HORWITH	CHUX235
01/11/07	02/07/07	000859393	30371	50,880	50,300	580	1.1%	COPR	HORWITH	CHUX267
01/11/07	02/20/07	000859394	30372	33,160	47,720	(14,560)	-43.9%	COPR	HORWITH	NDYX316013
01/11/07	02/20/07	000859395	30373	33,160	48,780	(15,620)	-47.1%	COPR	HORWITH	NDYX316013
01/11/07	02/28/07	000859396	30374	22,420	47,460	(25,040)	-111.7%	COPR	HORWITH	NDYX316144
01/11/07	02/28/07	000859397	30375	72,220	48,440	23,780	32.9%	COPR	HORWITH	NDYX316144
01/11/07	02/28/07	000859398	30376	67,340	48,380	18,960	28.2%	COPR	HORWITH	NDYX316144
01/11/07	02/07/07	000859399	30377	68,280	50,960	17,320	25.4%	COPR	HORWITH	CHUX267
01/11/07	02/07/07	000859400	30378	67,480	49,900	17,580	26.1%	COPR	HORWITH	CHUX267
01/11/07	02/07/07	000859401	30379	9,360	49,780	(40,420)	-431.8%	COPR	HORWITH	CHUX267
01/11/07	02/28/07	000859402	30380	30,440	49,520	(19,080)	-62.7%	COPR	HORWITH	NDYX316144
01/11/07	02/07/07	000859403	30381	57,540	50,320	7,220	12.5%	COPR	HORWITH	CHUX253
01/11/07	02/07/07	000859404	30382	63,960	49,200	14,760	23.1%	COPR	HORWITH	CHUX253
01/11/07	02/07/07	000859405	30383	57,920	50,820	7,100	12.3%	COPR	HORWITH	CHUX253
01/11/07	02/07/07	000859406	30384	22,600	50,960	(28,360)	-125.5%	COPR	HORWITH	CHUX253
01/11/07	02/07/07	000859407	30385	7,560	51,300	(43,740)	-578.6%	COPR	HORWITH	JTLX30106
01/11/07	02/07/07	000859408	30386	67,560	49,320	18,240	27.0%	COPR	HORWITH	JTLX30106
01/11/07	02/07/07	000859409	30387	66,940	49,060	17,880	26.7%	COPR	HORWITH	JTLX30106
01/11/07	02/07/07	000859410	30388	55,760	50,700	5,060	9.1%	COPR	HORWITH	JTLX30106
01/11/07	02/07/07	000859411	30389	43,200	49,660	(6,460)	-15.0%	COPR	HORWITH	CHUX296
01/11/07	02/07/07	000859412	30390	18,720	47,220	(28,500)	-152.2%	COPR	HORWITH	NDYX316192
01/11/07	02/07/07	000859413	30391	9,400	46,800	(37,400)	-397.9%	COPR	HORWITH	NDYX316016
01/11/07	02/07/07	000859414	30392	65,640	49,500	16,140	24.6%	COPR	HORWITH	NDYX316016
01/11/07	02/07/07	000859415	30393	53,540	49,040	4,500	8.4%	COPR	HORWITH	NDYX316192
01/11/07	02/07/07	000859416	30394	54,260	49,580	4,680	8.6%	COPR	HORWITH	NDYX316192
01/11/07	02/07/07	000859417	30395	65,860	48,300	17,560	26.7%	COPR	HORWITH	NDYX316192
01/11/07	02/07/07	000859418	30396	68,300	52,080	16,220	23.7%	COPR	HORWITH	CHUX296
01/11/07	02/07/07	000859419	30397	67,760	50,500	17,260	25.5%	COPR	HORWITH	CHUX296
01/11/07	02/07/07	000859420	30398	22,560	50,260	(27,700)	-122.8%	COPR	HORWITH	CHUX296
01/11/07	02/07/07	000859421	30399	64,440	50,980	13,460	20.9%	COPR	HORWITH	JTLX30161
01/11/07	02/07/07	000859422	30400	38,000	52,160	(14,160)	-37.3%	COPR	HORWITH	JTLX30161
01/11/07	02/07/07	000859538	30401	76,380	50,820	25,560	33.5%	COPR	HORWITH	JTLX30161
01/11/07	02/07/07	000859539	30402	38,020	51,700	(13,680)	-36.0%	COPR	HORWITH	JTLX30161
01/11/07	02/07/07	000859540	30403	70,200	48,740	21,460	30.6%	COPR	HORWITH	NDYX316016
01/11/07	02/07/07	000859543	30404	67,200	49,480	17,720	26.4%	COPR	HORWITH	CHUX247
01/11/07	02/07/07	000859541	30405	53,280	50,800	2,480	4.7%	COPR	HORWITH	NDYX316016
01/11/07	02/07/07	000859542	30406	28,320	49,880	(21,560)	-76.1%	COPR	HORWITH	CHUX247
01/11/07	02/07/07	000859544	30407	60,240	50,740	9,500	15.8%	COPR	HORWITH	CHUX247
01/11/07	02/07/07	000859545	30408	38,120	51,000	(12,880)	-33.8%	COPR	HORWITH	CHUX247
01/11/07	02/07/07	000859546	30409	7,600	50,100	(42,500)	-559.2%	COPR	HORWITH	MHFX5774
01/11/07	02/07/07	000859426	30410	76,680	50,780	25,900	33.8%	COPR	HORWITH	MHFX5774
01/11/07	02/07/07	000859427	30411	75,680	49,500	26,180	34.6%	COPR	HORWITH	MHFX5774
01/11/07	02/07/07	000859428	30412	39,120	50,220	(11,100)	-28.4%	COPR	HORWITH	MHFX5774
01/11/07	02/07/07	000859429	30413	13,400	50,600	(37,200)	-277.6%	COPR	HORWITH	CHUX110
01/11/07	02/07/07	000859430	30414	66,360	49,600	16,760	25.3%	COPR	HORWITH	CHUX110
01/12/07	02/07/07	000859431	30415	77,480	52,240	25,240	32.6%	COPR	HORWITH	CEFX31042
01/12/07	02/07/07	000859432	30416	67,140	48,800	18,340	27.3%	COPR	HORWITH	CEFX31042
01/12/07	02/07/07	000859433	30417	27,260	50,020	(22,760)	-83.5%	COPR	HORWITH	CEFX31042
01/12/07	02/07/07	000859434	30418	27,260	48,440	(21,180)	-77.7%	COPR	HORWITH	CEFX31042
01/12/07	02/07/07	000859435	30419	11,980	49,580	(37,600)	-313.9%	COPR	HORWITH	CEFX35831
01/12/07	02/07/07	000859436	30420	66,220	49,080	17,140	25.9%	COPR	HORWITH	CEFX35831
01/12/07	02/07/07	000859437	30421	66,220	49,640	16,580	25.0%	COPR	HORWITH	CEFX35831
01/12/07	02/07/07	000859438	30422	50,120	48,780	1,340	2.7%	COPR	HORWITH	CEFX35831
01/12/07	02/07/07	000859439	30423	26,980	49,240	(22,260)	-82.5%	COPR	HORWITH	CHUX119
01/12/07	02/07/07	000859440	30424	67,300	49,860	17,440	25.9%	COPR	HORWITH	CHUX119
01/12/07	02/07/07	000859441	30425	66,820	49,880	16,940	25.4%	COPR	HORWITH	CHUX119
01/12/07	02/07/07	000859442	30426	37,820	49,960	(12,140)	-32.1%	COPR	HORWITH	CHUX119
01/12/07	02/14/07	000859443	30427	21,140	50,920	(29,780)	-140.9%	COPR	HORWITH	CHUX195
01/12/07	02/28/07	000859444	30428	77,220	49,960	27,260	35.3%	COPR	HORWITH	JTLX30141
01/12/07	02/28/07	000859445	30429	75,840	50,160	25,680	33.9%	COPR	HORWITH	JTLX30141
01/12/07	02/28/07	000859446	30430	22,520	49,440	(26,920)	-119.5%	COPR	HORWITH	JTLX30141
01/12/07	02/28/07	000859447	30431	21,840	48,300	(26,460)	-121.2%	COPR	HORWITH	JTLX30141
01/12/07	02/07/07	000859448	30432	23,900	49,700	(25,800)	-107.9%	COPR	HORWITH	JTLX30165
01/12/07	02/07/07	000859449	30433	67,340	49,900	17,440	25.9%	COPR	HORWITH	JTLX30165
01/12/07	02/07/07	000859450	30434	66,500	49,380	17,120	25.7%	COPR	HORWITH	JTLX30165
01/12/07	02/07/07	000859451	30435	41,020	50,020	(9,000)	-21.9%	COPR	HORWITH	JTLX30165
01/12/07	02/07/07	000859452	30436	67,220	49,160	18,060	26.9%	COPR	HORWITH	HLMX1227
01/12/07	02/07/07	000859453	30437	66,800	49,360	17,440	26.1%	COPR	HORWITH	HLMX1227
01/12/07	02/07/07	000859454	30438	31,100	48,840	(17,740)	-57.0%	COPR	HORWITH	HLMX1227
01/12/07	02/07/07	000859455	30439	31,120	48,540	(17,420)	-56.0%	COPR	HORWITH	HLMX1227
01/12/07	02/14/07	000859456	30440	75,940	49,200	26,740	35.2%	COPR	HORWITH	CHUX195
01/12/07	02/14/07	000859457	30441	67,320	50,000	17,320	25.7%	COPR	HORWITH	CHUX195
01/12/07	02/14/07	000859458	30442	39,000	49,740	(10,740)	-27.5%	COPR	HORWITH	CHUX195
01/12/07	02/07/07	000859459	30443	37,460	49,140	(11,680)	-31.2%	COPR	HORWITH	CHUX164

Honeywell

HONEYWELL SA-7 USE HAZARDOUS WASTE TRACKING (2006)										
Date Shipped	Date of Return Manifest	State Manifest	Man. Doc #	Facilty Manifest Weight (lbs)	Estimated Weight (lbs)	Manifest - Estimate (lbs)	Manifest - Estimate (%)	Material	Transporter	RAILCAR #
01/12/07	02/07/07	000859460	30444	67,840	50,260	17,580	25.9%	COPR	HORWITH	CHUX164
01/12/07	02/07/07	000859461	30445	20,520	49,020	(28,500)	-138.9%	COPR	HORWITH	CHUX164
01/12/07	02/07/07	000859462	30446	64,220	49,160	15,060	23.5%	COPR	HORWITH	CHUX164
01/12/07	02/07/07	000859463	30447	66,740	50,080	16,660	25.0%	COPR	HORWITH	CHUX110
01/12/07	02/07/07	000859464	30448	54,920	50,480	4,440	8.1%	COPR	HORWITH	CHUX110
01/12/07	02/07/07	000859465	30449	67,240	50,020	17,220	25.6%	COPR	HORWITH	CHUX114
01/12/07	02/07/07	000859466	30450	76,060	50,340	25,720	33.8%	COPR	HORWITH	CHUX114
01/12/07	02/07/07	000859467	30451	26,800	50,460	(23,660)	-88.3%	COPR	HORWITH	CHUX114
01/12/07	02/07/07	000859468	30452	26,800	51,720	(24,920)	-93.0%	COPR	HORWITH	CHUX114
01/12/07	02/07/07	000859469	30453	45,880	50,880	(5,000)	-10.9%	COPR	HORWITH	JTLX30167
01/12/07	02/07/07	000859470	30454	68,040	49,860	18,180	26.7%	COPR	HORWITH	NDYX316104
01/12/07	02/07/07	000859471	30455	28,820	49,900	(21,080)	-73.1%	COPR	HORWITH	NDYX316104
01/12/07	02/07/07	000859472	30456	67,080	49,780	17,300	25.8%	COPR	HORWITH	NDYX316104
01/12/07	02/07/07	000859473	30457	66,980	51,000	15,980	23.9%	COPR	HORWITH	JTLX30167
01/12/07	02/07/07	000859474	30458	68,280	50,980	17,300	25.3%	COPR	HORWITH	JTLX30167
01/12/07	02/07/07	000859475	30459	67,380	49,940	17,440	25.9%	COPR	HORWITH	NDYX320471
01/12/07	02/07/07	000859476	30460	23,660	51,020	(27,360)	-115.6%	COPR	HORWITH	JTLX30167
01/12/07	02/07/07	000859477	30461	28,820	49,280	(20,460)	-71.0%	COPR	HORWITH	NDYX316104
01/12/07	02/07/07	000859478	30462	76,240	50,440	25,800	33.8%	COPR	HORWITH	NDYX320471
01/12/07	02/07/07	000859479	30463	29,220	50,900	(21,680)	-74.2%	COPR	HORWITH	NDYX320471
01/12/07	02/07/07	000859480	30464	29,220	50,360	(21,140)	-72.3%	COPR	HORWITH	NDYX320471
01/15/07	02/14/07	000859481	30465	39,680	49,960	(10,280)	-25.9%	COPR	HORWITH	CHUX106
01/15/07	02/14/07	000859482	30466	66,740	49,460	17,280	25.9%	COPR	HORWITH	CHUX106
01/15/07	02/14/07	000859483	30467	25,580	49,260	(23,680)	-92.6%	COPR	HORWITH	CHUX106
01/15/07	02/14/07	000859484	30468	67,800	50,160	17,640	26.0%	COPR	HORWITH	CHUX106
01/15/07	02/07/07	000859485	30469	51,940	49,280	2,660	5.1%	COPR	HORWITH	CEFX35837
01/15/07	02/07/07	000859486	30470	76,620	49,700	26,920	35.1%	COPR	HORWITH	CEFX35837
01/15/07	02/07/07	000859487	30471	33,660	50,040	(16,380)	-48.7%	COPR	HORWITH	CEFX35837
01/15/07	02/07/07	000859488	30472	43,940	48,260	(4,320)	-9.8%	COPR	HORWITH	CEFX35834
01/15/07	02/07/07	000859489	30473	33,660	50,540	(16,880)	-50.1%	COPR	HORWITH	CEFX35837
01/15/07	02/07/07	000859547	30474	65,840	50,620	15,220	23.1%	COPR	HORWITH	CEFX35834
01/15/07	02/07/07	000859490	30475	68,480	50,700	17,780	26.0%	COPR	HORWITH	CEFX35834
01/15/07	02/07/07	000859496	30476	23,060	50,400	(27,340)	-118.6%	COPR	HORWITH	CEFX35834
01/15/07	02/07/07	000859497	30477	53,820	50,940	2,880	5.4%	COPR	HORWITH	CHUX105
01/15/07	02/07/07	000859498	30478	64,840	51,900	12,940	20.0%	COPR	HORWITH	CHUX105
01/15/07	02/07/07	000859499	30479	69,520	51,100	18,420	26.5%	COPR	HORWITH	CHUX105
01/15/07	02/07/07	000859500	30480	15,740	49,940	(34,200)	-217.3%	COPR	HORWITH	CHUX105
01/15/07	02/14/07	000873014	30481	52,700	50,020	2,680	5.1%	COPR	HORWITH	CEFX35816
01/15/07	02/14/07	000873015	30482	16,860	50,460	(33,600)	-199.3%	COPR	HORWITH	CEFX35816
01/15/07	02/14/07	000873016	30483	56,140	49,920	6,220	11.1%	COPR	HORWITH	CEFX35816
01/15/07	02/14/07	000873017	30484	76,460	49,580	26,880	35.2%	COPR	HORWITH	CEFX35816
01/15/07	02/14/07	000873018	30485	47,260	50,840	(3,580)	-7.6%	COPR	HORWITH	JTLX130
01/15/07	02/14/07	000873019	30486	67,940	50,480	17,460	25.7%	COPR	HORWITH	JTLX130
01/15/07	02/14/07	000873020	30487	66,800	50,060	16,740	25.1%	COPR	HORWITH	JTLX130
01/15/07	02/14/07	000873021	30488	21,320	50,720	(29,400)	-137.9%	COPR	HORWITH	JTLX130
01/15/07	02/07/07	000873022	30489	63,380	49,880	13,500	21.3%	COPR	HORWITH	JTLX275
01/15/07	02/07/07	000873276	30490	67,520	50,480	17,040	25.2%	COPR	HORWITH	JTLX275
01/15/07	02/07/07	000873023	30491	44,860	51,200	(6,340)	-14.1%	COPR	HORWITH	JTLX194
01/15/07	02/07/07	000873024	30492	76,900	52,220	24,680	32.1%	COPR	HORWITH	JTLX194
01/15/07	02/07/07	000873025	30493	38,160	50,780	(12,620)	-33.1%	COPR	HORWITH	JTLX194
01/15/07	02/07/07	000873026	30494	38,180	50,780	(12,600)	-33.0%	COPR	HORWITH	JTLX194
01/15/07	02/07/07	000873027	30495	46,600	51,180	(4,580)	-9.8%	COPR	HORWITH	NDYX320337
01/15/07	02/07/07	000873028	30496	61,760	48,140	13,620	22.1%	COPR	HORWITH	NDYX320337
01/15/07	02/07/07	000873029	30497	66,660	47,900	18,760	28.1%	COPR	HORWITH	NDYX320337
01/15/07	02/07/07	000873030	30498	23,120	49,100	(25,980)	-112.4%	COPR	HORWITH	NDYX320337
01/15/07	02/07/07	000873031	30499	61,700	47,380	14,320	23.2%	COPR	HORWITH	CHUX115
01/15/07	02/07/07	000873032	30500	60,500	48,920	11,580	19.1%	COPR	HORWITH	CHUX115
01/15/07	02/07/07	000873033	30501	68,760	50,700	18,060	26.3%	COPR	HORWITH	CHUX115
01/15/07	02/07/07	000873034	30502	10,240	50,940	(40,700)	-397.5%	COPR	HORWITH	CHUX115
01/15/07	02/07/07	000873035	30503	76,000	50,460	25,540	33.6%	COPR	HORWITH	JTLX30108
01/15/07	02/07/07	000873036	30504	62,880	49,320	13,560	21.6%	COPR	HORWITH	JTLX30108
01/15/07	02/07/07	000873037	30505	32,460	50,500	(18,040)	-55.6%	COPR	HORWITH	JTLX30108
01/15/07	02/07/07	000873038	30506	32,440	50,520	(18,080)	-55.7%	COPR	HORWITH	JTLX30108
01/15/07	02/07/07	000873039	30507	59,280	51,600	7,680	13.0%	COPR	HORWITH	CHUX122
01/15/07	02/07/07	000873040	30508	76,300	50,140	26,160	34.3%	COPR	HORWITH	CHUX122
01/15/07	02/07/07	000873041	30509	33,600	51,000	(17,400)	-51.8%	COPR	HORWITH	CHUX122
01/15/07	02/07/07	000873042	30510	33,600	52,600	(19,000)	-56.5%	COPR	HORWITH	CHUX122
01/15/07	02/07/07	000873043	30511	45,300	52,800	(7,500)	-16.6%	COPR	HORWITH	MHFX5638
01/15/07	02/07/07	000873044	30512	9,520	50,600	(41,080)	-431.5%	COPR	HORWITH	MHFX5638
01/15/07	02/07/07	000873045	30513	67,280	51,680	15,600	23.2%	COPR	HORWITH	MHFX5638
01/15/07	02/07/07	000873046	30514	84,240	50,280	33,960	40.3%	COPR	HORWITH	MHFX5638
01/16/07	02/14/07	000873047	30515	38,980	50,020	(11,040)	-28.3%	COPR	HORWITH	JTLX30147
01/16/07	02/14/07	000873048	30516	68,000	50,240	17,760	26.1%	COPR	HORWITH	JTLX30147
01/16/07	02/14/07	000873049	30517	65,540	50,400	15,140	23.1%	COPR	HORWITH	JTLX30147

Honeywell

HONEYWELL SA-7 USE HAZARDOUS WASTE TRACKING (2006)										
Date Shipped	Date of Return Manifest	State Manifest	Man. Doc #	Facilty Manifest Weight (lbs)	Estimated Weight (lbs)	Manifest - Estimate (lbs)	Manifest - Estimate (%)	Material	Transporter	RAILCAR #
01/16/07	02/07/07	000873050	30518	67,200	48,960	18,240	27.1%	COPR	HORWITH	NDYX316045
01/16/07	02/14/07	000873051	30519	22,600	50,060	(27,460)	-121.5%	COPR	HORWITH	JTLX30147
01/16/07	02/07/07	000873052	30520	76,280	48,940	27,340	35.8%	COPR	HORWITH	NDYX316045
01/16/07	02/07/07	000873053	30521	76,320	52,120	24,200	31.7%	COPR	HORWITH	CHUX125
01/16/07	02/07/07	000873054	30522	29,000	49,080	(20,080)	-69.2%	COPR	HORWITH	NDYX316045
01/16/07	02/07/07	000873055	30523	29,000	49,600	(20,600)	-71.0%	COPR	HORWITH	NDYX316045
01/16/07	02/07/07	000873056	30524	67,460	50,080	17,380	25.8%	COPR	HORWITH	CHUX125
01/16/07	02/07/07	000873057	30525	29,980	49,760	(19,780)	-66.0%	COPR	HORWITH	CHUX125
01/16/07	02/07/07	000873058	30526	30,660	49,900	(19,240)	-62.8%	COPR	HORWITH	CHUX125
01/16/07	02/14/07	000873059	30527	6,000	49,480	(43,480)	-724.7%	COPR	HORWITH	DJLX98542
01/16/07	02/14/07	000873060	30528	67,820	51,680	16,140	23.8%	COPR	HORWITH	DJLX98542
01/16/07	02/14/07	000873061	30529	66,840	49,500	17,340	25.9%	COPR	HORWITH	DJLX98542
01/16/07	02/14/07	000873062	30530	59,760	48,280	11,480	19.2%	COPR	HORWITH	DJLX98542
01/16/07	02/14/07	000873063	30531	11,500	48,960	(37,460)	-325.7%	COPR	HORWITH	JTLX185
01/16/07	02/14/07	000873064	30532	67,040	48,500	18,540	27.7%	COPR	HORWITH	JTLX185
01/16/07	02/14/07	000873065	30533	66,580	48,640	17,940	26.9%	COPR	HORWITH	JTLX185
01/16/07	02/14/07	000873066	30534	50,020	47,840	2,180	4.4%	COPR	HORWITH	JTLX185
01/16/07	02/14/07	000873067	30535	17,580	49,540	(31,960)	-181.8%	COPR	HORWITH	JTLX232
01/16/07	02/14/07	000873068	30536	68,600	50,040	18,560	27.1%	COPR	HORWITH	JTLX232
01/16/07	02/14/07	000873069	30537	77,020	49,560	27,460	35.7%	COPR	HORWITH	JTLX232
01/16/07	02/14/07	000873070	30538	31,660	48,660	(17,000)	-53.7%	COPR	HORWITH	JTLX232
01/16/07	02/07/07	000873071	30539	38,220	51,780	(13,560)	-35.5%	COPR	HORWITH	JTLX275
01/16/07	02/14/07	000873073	30540	35,720	50,220	(14,500)	-40.6%	COPR	HORWITH	JTLX30140
01/16/07	02/14/07	000873074	30541	67,080	49,860	17,220	25.7%	COPR	HORWITH	JTLX30140
01/16/07	02/14/07	000873075	30542	68,000	52,060	15,940	23.4%	COPR	HORWITH	JTLX30140
01/16/07	02/14/07	000873076	30543	39,580	49,880	(10,300)	-26.0%	COPR	HORWITH	JTLX30140
01/16/07	02/07/07	000873077	30544	73,340	49,940	23,400	31.9%	COPR	HORWITH	CEFX32118
01/16/07	02/07/07	000873078	30545	66,500	50,140	16,360	24.6%	COPR	HORWITH	CEFX32118
01/16/07	02/07/07	000873079	30546	28,260	50,580	(22,320)	-79.0%	COPR	HORWITH	CEFX32118
01/16/07	02/07/07	000873080	30547	28,260	50,020	(21,760)	-77.0%	COPR	HORWITH	CEFX32118
01/16/07	02/07/07	000873081	30548	10,760	49,540	(38,780)	-360.4%	COPR	HORWITH	NRLX585505
01/16/07	02/07/07	000873082	30549	67,440	50,020	17,420	25.8%	COPR	HORWITH	NRLX585505
01/16/07	02/07/07	000873083	30550	67,440	50,600	16,840	25.0%	COPR	HORWITH	NRLX585505
01/16/07	02/07/07	000873084	30551	58,080	50,480	7,600	13.1%	COPR	HORWITH	NRLX585505
01/16/07	02/07/07	000873085	30552	9,460	51,140	(41,680)	-440.6%	COPR	HORWITH	HLMX1173
01/16/07	02/07/07	000873086	30553	77,900	50,200	27,700	35.6%	COPR	HORWITH	HLMX1173
01/16/07	02/07/07	000873087	30554	63,220	44,700	18,520	29.3%	COPR	HORWITH	HLMX1173
01/16/07	02/07/07	000873088	30555	40,600	45,840	(5,240)	-12.9%	COPR	HORWITH	HLMX1173
01/16/07	02/07/07	000873089	30556	25,960	47,080	(21,120)	-81.4%	COPR	HORWITH	CHUX198
01/16/07	02/07/07	000873090	30557	66,640	51,440	15,200	22.8%	COPR	HORWITH	CHUX198
01/16/07	02/07/07	000873091	30558	67,180	50,340	16,840	25.1%	COPR	HORWITH	CHUX198
01/16/07	02/07/07	000873092	30559	36,780	50,140	(13,360)	-36.3%	COPR	HORWITH	CHUX198
01/16/07	02/07/07	000873093	30560	36,800	47,400	(10,600)	-28.8%	COPR	HORWITH	CHUX178
01/16/07	02/07/07	000873094	30561	72,940	51,140	21,800	29.9%	COPR	HORWITH	CHUX178
01/16/07	02/07/07	000873095	30562	67,640	50,480	17,160	25.4%	COPR	HORWITH	CHUX178
01/16/07	02/07/07	000873096	30563	28,960	50,020	(21,060)	-72.7%	COPR	HORWITH	CHUX178
01/16/07	02/07/07	000873097	30564	38,220	51,560	(13,340)	-34.9%	COPR	HORWITH	JTLX275
01/17/07	02/14/07	000873098	30565	67,520	50,620	16,900	25.0%	COPR	HORWITH	MHFX5672
01/17/07	02/14/07	000873099	30566	66,800	50,860	15,940	23.9%	COPR	HORWITH	MHFX5672
01/17/07	02/14/07	000873100	30567	33,720	50,080	(16,360)	-48.5%	COPR	HORWITH	MHFX5672
01/17/07	02/14/07	000873101	30568	44,700	50,760	(6,060)	-13.6%	COPR	HORWITH	MHFX5672
01/17/07	02/14/07	000873102	30569	33,720	50,080	(16,360)	-48.5%	COPR	HORWITH	DJLX98508
01/17/07	02/14/07	000873103	30570	66,320	49,600	16,720	25.2%	COPR	HORWITH	DJLX98508
01/17/07	02/14/07	000873104	30571	67,120	49,280	17,840	26.6%	COPR	HORWITH	DJLX98508
01/17/07	02/14/07	000873105	30572	17,720	50,640	(32,920)	-185.8%	COPR	HORWITH	DJLX98508
01/17/07	02/07/07	000873106	30573	50,420	48,740	1,680	3.3%	COPR	HORWITH	NDYX316029
01/17/07	02/07/07	000873107	30574	76,900	48,920	27,980	36.4%	COPR	HORWITH	NDYX316029
01/17/07	02/07/07	000873108	30575	9,440	49,600	(40,160)	-425.4%	COPR	HORWITH	CHUX180
01/17/07	02/07/07	000873109	30576	66,500	50,860	15,640	23.5%	COPR	HORWITH	CHUX180
01/17/07	02/07/07	000873110	30577	67,440	51,460	15,980	23.7%	COPR	HORWITH	CHUX180
01/17/07	02/07/07	000873111	30578	38,120	49,240	(11,120)	-29.2%	COPR	HORWITH	CHUX117
01/17/07	02/07/07	000873112	30579	58,860	49,580	9,280	15.8%	COPR	HORWITH	CHUX180
01/17/07	02/07/07	000873113	30580	67,340	50,000	17,340	25.7%	COPR	HORWITH	CHUX117
01/17/07	02/07/07	000873114	30581	77,300	49,680	27,620	35.7%	COPR	HORWITH	CHUX117
01/17/07	02/07/07	000873115	30582	38,220	48,340	(10,120)	-26.5%	COPR	HORWITH	NDYX316029
01/17/07	02/07/07	000873116	30583	38,220	49,600	(11,380)	-29.8%	COPR	HORWITH	NDYX316029
01/17/07	02/14/07	000873117	30584	67,120	51,440	15,680	23.4%	COPR	HORWITH	CHUX200
01/17/07	02/07/07	000873118	30585	12,980	50,280	(37,300)	-287.4%	COPR	HORWITH	CHUX117
01/17/07	02/14/07	000873119	30586	66,780	52,140	14,640	21.9%	COPR	HORWITH	CHUX200
01/17/07	02/14/07	000873120	30587	33,200	51,700	(18,500)	-55.7%	COPR	HORWITH	CHUX200
01/17/07	02/14/07	000873121	30588	33,180	49,300	(16,120)	-48.6%	COPR	HORWITH	CHUX200
01/17/07	02/14/07	000873122	30589	38,040	47,860	(9,820)	-25.8%	COPR	HORWITH	CHUX147
01/17/07	02/14/07	000873123	30590	76,920	50,900	26,020	33.8%	COPR	HORWITH	CHUX147
01/17/07	02/14/07	000873124	30591	68,640	52,200	16,440	24.0%	COPR	HORWITH	CHUX147

HONEYWELL SA-7 USE HAZARDOUS WASTE TRACKING (2006)										
Date Shipped	Date of Return Manifest	State Manifest	Man. Doc #	Facilty Manifest Weight (lbs)	Estimated Weight (lbs)	Manifest - Estimate (lbs)	Manifest - Estimate (%)	Material	Transporter	RAILCAR #
01/17/07	02/14/07	000873125	30592	10,800	49,900	(39,100)	-362.0%	COPR	HORWITH	NDYX316132
01/17/07	02/14/07	000873126	30593	13,400	51,240	(37,840)	-282.4%	COPR	HORWITH	CHUX147
01/17/07	02/07/07	000873127	30594	36,500	51,540	(15,040)	-41.2%	COPR	HORWITH	CHUX237
01/17/07	02/07/07	000873128	30595	76,260	50,360	25,900	34.0%	COPR	HORWITH	CHUX237
01/17/07	02/07/07	000873129	30596	67,760	51,060	16,700	24.6%	COPR	HORWITH	CHUX237
01/17/07	02/07/07	000873130	30597	28,740	50,460	(21,720)	-75.6%	COPR	HORWITH	CHUX237
01/17/07	02/07/07	000873131	30598	18,740	52,400	(33,660)	-179.6%	COPR	HORWITH	CHUX208
01/17/07	02/07/07	000873132	30599	77,260	50,660	26,600	34.4%	COPR	HORWITH	CHUX208
01/17/07	02/07/07	000873133	30600	76,400	51,820	24,580	32.2%	COPR	HORWITH	CHUX208
01/17/07	02/07/07	000873134	30601	31,100	51,180	(20,080)	-64.6%	COPR	HORWITH	CHUX208
01/17/07	02/14/07	000873135	30602	75,980	50,020	25,960	34.2%	COPR	HORWITH	NDYX316132
01/17/07	02/07/07	000873136	30603	77,040	51,540	25,500	33.1%	COPR	HORWITH	JTLX30124
01/17/07	02/07/07	000873137	30604	76,480	50,420	26,060	34.1%	COPR	HORWITH	JTLX30124
01/17/07	02/07/07	000873138	30605	27,720	51,340	(23,620)	-85.2%	COPR	HORWITH	JTLX30124
01/17/07	02/07/07	000873139	30606	27,740	52,020	(24,280)	-87.5%	COPR	HORWITH	JTLX30124
01/17/07	02/07/07	000873140	30607	12,180	50,840	(38,660)	-317.4%	COPR	HORWITH	NRLX528277
01/17/07	02/07/07	000873141	30608	76,000	51,320	24,680	32.5%	COPR	HORWITH	NRLX528277
01/17/07	02/07/07	000873142	30609	67,720	51,700	16,020	23.7%	COPR	HORWITH	NRLX528277
01/17/07	02/14/07	000873143	30610	67,400	49,460	17,940	26.6%	COPR	HORWITH	NDYX316132
01/17/07	02/14/07	000873144	30611	37,820	50,240	(12,420)	-32.8%	COPR	HORWITH	NDYX316132
01/17/07	02/07/07	000873145	30612	48,200	51,640	(3,440)	-7.1%	COPR	HORWITH	NRLX528277
01/17/07	02/14/07	000873146	30613	44,500	50,420	(5,920)	-13.3%	COPR	HORWITH	NDYX320342
01/17/07	02/14/07	000873147	30614	76,320	51,120	25,200	33.0%	COPR	HORWITH	NDYX320342
01/18/07	02/14/07	000873151	30615	68,500	50,020	18,480	27.0%	COPR	HORWITH	NDYX320342
01/18/07	02/14/07	000873152	30616	16,320	51,220	(34,900)	-213.8%	COPR	HORWITH	NDYX320342
01/18/07	02/14/07	000873153	30617	21,820	49,240	(27,420)	-125.7%	COPR	HORWITH	NDYX316081
01/18/07	02/14/07	000873154	30618	67,920	48,460	19,460	28.7%	COPR	HORWITH	NDYX316081
01/18/07	02/14/07	000873155	30619	64,300	50,540	13,760	21.4%	COPR	HORWITH	NDYX322000
01/18/07	02/14/07	000873156	30620	77,600	50,560	27,040	34.8%	COPR	HORWITH	NDYX322000
01/18/07	02/14/07	000873157	30621	69,800	49,100	20,700	29.7%	COPR	HORWITH	NDYX316081
01/18/07	02/14/07	000873158	30622	33,560	48,600	(15,040)	-44.8%	COPR	HORWITH	NDYX316081
01/18/07	02/14/07	000873159	30623	28,340	50,680	(22,340)	-78.8%	COPR	HORWITH	NDYX322000
01/18/07	02/14/07	000873160	30624	53,560	49,140	4,420	8.3%	COPR	HORWITH	NDYX316039
01/18/07	02/14/07	000873161	30625	29,100	51,000	(21,900)	-75.3%	COPR	HORWITH	NDYX322000
01/18/07	02/14/07	000873162	30626	67,900	48,040	19,860	29.2%	COPR	HORWITH	NDYX316039
01/18/07	02/14/07	000873163	30627	19,140	49,760	(30,620)	-160.0%	COPR	HORWITH	DJLX98504
01/18/07	02/14/07	000873164	30628	69,880	50,300	19,580	28.0%	COPR	HORWITH	DJLX98504
01/18/07	02/14/07	000873165	30629	67,660	49,440	18,220	26.9%	COPR	HORWITH	NDYX316039
01/18/07	02/14/07	000873166	30630	4,840	49,120	(44,280)	-914.9%	COPR	HORWITH	NDYX316039
01/18/07	02/14/07	000873167	30631	67,740	50,060	17,680	26.1%	COPR	HORWITH	DJLX98504
01/18/07	02/14/07	000873168	30632	46,360	50,000	(3,640)	-7.9%	COPR	HORWITH	DJLX98504
01/18/07	02/14/07	000873169	30633	66,880	49,460	17,420	26.0%	COPR	HORWITH	NDYX320427
01/18/07	02/14/07	000873170	30634	48,940	47,520	1,420	2.9%	COPR	HORWITH	NDYX320427
01/18/07	02/14/07	000873171	30635	67,100	50,360	16,740	24.9%	COPR	HORWITH	NDYX320427
01/18/07	02/14/07	000873172	30636	13,640	50,120	(36,480)	-267.4%	COPR	HORWITH	NDYX320427
01/18/07	02/14/07	000873173	30637	25,980	49,860	(23,880)	-91.9%	COPR	HORWITH	JTLX240
01/18/07	02/14/07	000873174	30638	68,040	50,040	18,000	26.5%	COPR	HORWITH	JTLX240
01/18/07	02/14/07	000873175	30639	77,060	51,680	25,380	32.9%	COPR	HORWITH	JTLX240
01/18/07	02/14/07	000873176	30640	38,980	50,140	(11,160)	-28.6%	COPR	HORWITH	JTLX240
01/18/07	02/14/07	000873177	30641	28,960	49,200	(20,240)	-69.9%	COPR	HORWITH	NDYX316141
01/18/07	02/14/07	000873178	30642	58,260	48,320	9,940	17.1%	COPR	HORWITH	NDYX316141
01/18/07	02/14/07	000873179	30643	76,740	50,680	26,060	34.0%	COPR	HORWITH	JTLX30116
01/18/07	02/14/07	000873180	30644	77,540	50,400	27,140	35.0%	COPR	HORWITH	JTLX30116
01/18/07	02/14/07	000873181	30645	19,980	51,160	(31,180)	-156.1%	COPR	HORWITH	JTLX30116
01/18/07	02/14/07	000873182	30646	19,980	50,080	(30,100)	-150.7%	COPR	HORWITH	JTLX30116
01/18/07	02/20/07	000873183	30647	66,680	50,180	16,500	24.7%	COPR	HORWITH	CHUX202
01/18/07	02/14/07	000873184	30648	68,160	49,760	18,400	27.0%	COPR	HORWITH	NDYX316141
01/18/07	02/14/07	000873185	30649	42,380	49,440	(7,060)	-16.7%	COPR	HORWITH	NDYX316141
01/18/07	02/14/07	000873186	30650	76,380	51,840	24,540	32.1%	COPR	HORWITH	CHUX242
01/18/07	02/14/07	000873187	30651	54,600	49,880	4,720	8.6%	COPR	HORWITH	CHUX242
01/18/07	02/14/07	000873188	30652	38,300	51,720	(13,420)	-35.0%	COPR	HORWITH	CHUX242
01/18/07	02/14/07	000873189	30653	38,320	50,600	(12,280)	-32.0%	COPR	HORWITH	CHUX242
01/18/07	02/14/07	000873190	30654	68,760	50,780	17,980	26.1%	COPR	HORWITH	JTLX30145
01/18/07	02/14/07	000873191	30655	65,240	50,860	14,380	22.0%	COPR	HORWITH	JTLX30145
01/18/07	02/14/07	000873192	30656	33,640	51,260	(17,620)	-52.4%	COPR	HORWITH	JTLX30145
01/18/07	02/14/07	000873193	30657	33,640	50,400	(16,760)	-49.8%	COPR	HORWITH	JTLX30145
01/18/07	02/20/07	000873194	30658	67,120	49,100	18,020	26.8%	COPR	HORWITH	NDYX320344
01/18/07	02/20/07	000873195	30659	67,720	50,740	16,980	25.1%	COPR	HORWITH	NDYX320344
01/18/07	02/20/07	000873196	30660	34,040	50,760	(16,720)	-49.1%	COPR	HORWITH	NDYX320344
01/18/07	02/20/07	000873197	30661	34,040	49,020	(14,980)	-44.0%	COPR	HORWITH	NDYX320344
01/18/07	02/20/07	000873198	30662	68,540	50,320	18,220	26.6%	COPR	HORWITH	CHUX202
01/18/07	02/20/07	000873199	30663	34,120	51,560	(17,440)	-51.1%	COPR	HORWITH	CHUX202
01/18/07	02/20/07	000873200	30664	34,100	50,080	(15,980)	-46.9%	COPR	HORWITH	CHUX202
01/19/07	02/14/07	000873201	30665	27,600	50,940	(23,340)	-84.6%	COPR	HORWITH	CHUX285

HONEYWELL SA-7 USE HAZARDOUS WASTE TRACKING (2006)										
Date Shipped	Date of Return Manifest	State Manifest	Man. Doc #	Facilty Manifest Weight (lbs)	Estimated Weight (lbs)	Manifest - Estimate (lbs)	Manifest - Estimate (%)	Material	Transporter	RAILCAR #
01/19/07	02/20/07	000873202	30666	37,700	48,400	(10,700)	-28.4%	COPR	HORWITH	NDYX316246
01/19/07	02/20/07	000873203	30667	67,200	49,080	18,120	27.0%	COPR	HORWITH	NDYX316246
01/19/07	02/20/07	000873204	30668	45,260	49,800	(4,540)	-10.0%	COPR	HORWITH	NDYX316147
01/19/07	02/14/07	000873205	30669	68,100	50,180	17,920	26.3%	COPR	HORWITH	CHUX285
01/19/07	02/20/07	000873206	30670	76,700	49,960	26,740	34.9%	COPR	HORWITH	NDYX316147
01/19/07	02/20/07	000873207	30671	22,300	48,880	(26,580)	-119.2%	COPR	HORWITH	NDYX316246
01/19/07	02/14/07	000873208	30672	76,660	51,040	25,620	33.4%	COPR	HORWITH	CHUX285
01/19/07	02/14/07	000873209	30673	30,860	51,920	(21,060)	-68.2%	COPR	HORWITH	CHUX285
01/19/07	02/20/07	000873210	30674	67,200	49,340	17,860	26.6%	COPR	HORWITH	NDYX316246
01/19/07	02/14/07	000873211	30675	10,780	50,240	(39,460)	-366.0%	COPR	HORWITH	CHUX236
01/19/07	02/14/07	000873212	30676	67,100	51,800	15,300	22.8%	COPR	HORWITH	CHUX236
01/19/07	02/14/07	000873213	30677	77,060	49,600	27,460	35.6%	COPR	HORWITH	CHUX236
01/19/07	02/14/07	000873214	30678	67,660	49,600	18,060	26.7%	COPR	HORWITH	CHUX278
01/19/07	02/14/07	000873215	30679	49,080	51,840	(2,760)	-5.6%	COPR	HORWITH	CHUX236
01/19/07	02/14/07	000873216	30680	32,000	51,720	(19,720)	-61.6%	COPR	HORWITH	CHUX278
01/19/07	02/20/07	000873217	30681	67,580	49,180	18,400	27.2%	COPR	HORWITH	NDYX316147
01/19/07	02/14/07	000873218	30682	76,800	50,080	26,720	34.8%	COPR	HORWITH	CHUX278
01/19/07	02/20/07	000873219	30683	6,940	49,460	(42,520)	-612.7%	COPR	HORWITH	NDYX316147
01/19/07	02/20/07	000873220	30684	67,200	49,800	17,400	25.9%	COPR	HORWITH	NDYX316075
01/19/07	02/14/07	000873221	30685	32,000	51,400	(19,400)	-60.6%	COPR	HORWITH	CHUX278
01/19/07	02/20/07	000873222	30686	66,540	49,960	16,580	24.9%	COPR	HORWITH	NDYX316075
01/19/07	02/14/07	000873223	30687	68,380	50,800	17,580	25.7%	COPR	HORWITH	JTLX175
01/19/07	02/14/07	000873224	30688	12,200	50,760	(38,560)	-316.1%	COPR	HORWITH	JTLX175
01/19/07	02/20/07	000873225	30689	29,340	49,860	(20,520)	-69.9%	COPR	HORWITH	NDYX316075
01/19/07	02/20/07	000873226	30690	29,340	47,520	(18,180)	-62.0%	COPR	HORWITH	NDYX316075
01/19/07	02/14/07	000873227	30691	66,620	51,480	15,140	22.7%	COPR	HORWITH	JTLX175
01/19/07	02/14/07	000873228	30692	56,520	51,800	4,720	8.4%	COPR	HORWITH	JTLX175
01/19/07	02/28/07	000873229	30693	67,860	51,600	16,260	24.0%	COPR	HORWITH	CEFX33446
01/19/07	02/28/07	000873230	30694	66,660	52,160	14,500	21.8%	COPR	HORWITH	CEFX33446
01/19/07	02/28/07	000873231	30695	33,760	50,500	(16,740)	-49.6%	COPR	HORWITH	CEFX33446
01/19/07	02/28/07	000873232	30696	33,780	52,060	(18,280)	-54.1%	COPR	HORWITH	CEFX33446
01/19/07	02/20/07	000873233	30697	70,160	49,600	20,560	29.3%	COPR	HORWITH	CEFX33529
01/19/07	02/20/07	000873234	30698	33,860	50,000	(16,140)	-47.7%	COPR	HORWITH	CEFX33529
01/19/07	02/20/07	000873235	30699	68,280	51,140	17,140	25.1%	COPR	HORWITH	CEFX33529
01/19/07	02/20/07	000873236	30700	33,840	52,100	(18,260)	-54.0%	COPR	HORWITH	CEFX33529
01/19/07	02/14/07	000873237	30701	8,000	50,860	(42,860)	-535.8%	COPR	HORWITH	CHUX169
01/19/07	02/14/07	000873238	30702	68,840	51,320	17,520	25.5%	COPR	HORWITH	CHUX169
01/19/07	02/14/07	000873239	30703	66,440	50,720	15,720	23.7%	COPR	HORWITH	CHUX169
01/19/07	02/14/07	000873240	30704	60,340	50,140	10,200	16.9%	COPR	HORWITH	CHUX169
01/19/07	02/20/07	000873241	30705	23,500	50,220	(26,720)	-113.7%	COPR	HORWITH	CEFX35243
01/19/07	02/20/07	000873242	30706	76,520	49,440	27,080	35.4%	COPR	HORWITH	CEFX35243
01/19/07	02/20/07	000873243	30707	68,080	52,420	15,660	23.0%	COPR	HORWITH	CEFX35243
01/19/07	02/20/07	000873244	30708	28,420	51,240	(22,820)	-80.3%	COPR	HORWITH	CHUX204
01/19/07	02/20/07	000873245	30709	37,680	51,760	(14,080)	-37.4%	COPR	HORWITH	CEFX35243
01/19/07	02/20/07	000873246	30710	67,740	49,040	18,700	27.6%	COPR	HORWITH	CHUX204
01/19/07	02/20/07	000873247	30711	66,760	51,360	15,400	23.1%	COPR	HORWITH	CHUX204
01/19/07	02/20/07	000873248	30712	38,740	51,660	(12,920)	-33.4%	COPR	HORWITH	CHUX204
01/19/07	02/20/07	000873249	30713	67,400	48,320	19,080	28.3%	COPR	HORWITH	JTLX30121
01/19/07	02/20/07	000873250	30714	75,480	51,720	23,760	31.5%	COPR	HORWITH	JTLX30121
01/22/07	02/20/07	000873251	30715	30,460	50,460	(20,000)	-65.7%	COPR	HORWITH	CHUX183
01/22/07	02/20/07	000873252	30716	67,320	47,960	19,360	28.8%	COPR	HORWITH	CHUX183
01/22/07	02/20/07	000873253	30717	66,140	47,100	19,040	28.8%	COPR	HORWITH	CHUX183
01/22/07	02/14/07	000873254	30718	36,680	49,840	(13,160)	-35.9%	COPR	HORWITH	CHUX276
01/22/07	02/20/07	000873255	30719	31,240	49,940	(18,700)	-59.9%	COPR	HORWITH	CHUX183
01/22/07	02/14/07	000873256	30720	66,500	50,320	16,180	24.3%	COPR	HORWITH	CHUX276
01/22/07	02/14/07	000873257	30721	67,460	50,460	17,000	25.2%	COPR	HORWITH	CHUX276
01/22/07	02/14/07	000873258	30722	27,980	49,360	(21,380)	-76.4%	COPR	HORWITH	CHUX276
01/22/07	02/20/07	000873259	30723	67,400	50,540	16,860	25.0%	COPR	HORWITH	CEFX33540
01/22/07	02/20/07	000873260	30724	30,520	52,520	(22,000)	-72.1%	COPR	HORWITH	CEFX33540
01/22/07	02/20/07	000873261	30725	76,140	49,720	26,420	34.7%	COPR	HORWITH	CEFX33540
01/22/07	02/20/07	000873262	30726	30,540	50,240	(19,700)	-64.5%	COPR	HORWITH	CEFX33540
01/22/07	02/20/07	000873263	30727	28,040	51,180	(23,140)	-82.5%	COPR	HORWITH	CEFX33343
01/22/07	02/20/07	000873264	30728	75,760	50,980	24,780	32.7%	COPR	HORWITH	CEFX33343
01/22/07	02/20/07	000873265	30729	76,100	51,060	25,040	32.9%	COPR	HORWITH	CEFX33343
01/22/07	02/20/07	000873266	30730	31,400	51,480	(20,080)	-63.9%	COPR	HORWITH	CEFX33343
01/22/07	02/20/07	000873267	30731	36,880	51,080	(14,200)	-38.5%	COPR	HORWITH	JTLX168
01/22/07	02/20/07	000873268	30732	66,060	50,820	15,240	23.1%	COPR	HORWITH	JTLX168
01/22/07	02/20/07	000873269	30733	67,860	50,720	17,140	25.3%	COPR	HORWITH	JTLX168
01/22/07	02/20/07	000873270	30734	28,740	50,560	(21,820)	-75.9%	COPR	HORWITH	JTLX168
01/22/07	02/20/07	000873271	30735	38,100	50,780	(12,680)	-33.3%	COPR	HORWITH	HLMX1162
01/22/07	02/20/07	000873272	30736	66,940	48,080	18,860	28.2%	COPR	HORWITH	HLMX1162
01/22/07	02/20/07	000873273	30737	76,160	49,760	26,400	34.7%	COPR	HORWITH	HLMX1162
01/22/07	02/20/07	000873274	30738	17,480	49,500	(32,020)	-183.2%	COPR	HORWITH	HLMX1162
01/22/07	02/20/07	000873275	30739	33,400	50,960	(17,560)	-52.6%	COPR	HORWITH	JTLX30121

Honeywell

HONEYWELL SA-7 USE HAZARDOUS WASTE TRACKING (2006)										
Date Shipped	Date of Return Manifest	State Manifest	Man. Doc #	Facilty Manifest Weight (lbs)	Estimated Weight (lbs)	Manifest - Estimate (lbs)	Manifest - Estimate (%)	Material	Transporter	RAILCAR #
01/22/07	02/20/07	000873277	30740	33,400	49,960	(16,560)	-49.6%	COPR	HORWITH	JTLX30121
01/22/07	02/20/07	000873278	30741	46,220	50,460	(4,240)	-9.2%	COPR	HORWITH	JTLX30118
01/22/07	02/20/07	000873279	30742	59,060	48,680	10,380	17.6%	COPR	HORWITH	NDYX316248
01/22/07	02/20/07	000873280	30743	76,440	48,200	28,240	36.9%	COPR	HORWITH	NDYX316248
01/22/07	02/20/07	000873281	30744	76,720	50,060	26,660	34.7%	COPR	HORWITH	JTLX30118
01/22/07	02/20/07	000873282	30745	37,940	49,700	(11,760)	-31.0%	COPR	HORWITH	JTLX30118
01/22/07	02/20/07	000873283	30746	28,560	49,220	(20,660)	-72.3%	COPR	HORWITH	NDYX316248
01/22/07	02/20/07	000873284	30747	37,920	50,660	(12,740)	-33.6%	COPR	HORWITH	JTLX30118
01/22/07	02/20/07	000873285	30748	46,240	50,240	(4,000)	-8.7%	COPR	HORWITH	NRLX528152
01/22/07	02/20/07	000873286	30749	21,760	50,900	(29,140)	-133.9%	COPR	HORWITH	NRLX528152
01/22/07	02/20/07	000873287	30750	67,740	49,480	18,260	27.0%	COPR	HORWITH	NRLX528152
01/22/07	02/20/07	000873288	30751	28,560	49,380	(20,820)	-72.9%	COPR	HORWITH	NDYX316248
01/22/07	02/20/07	000873289	30752	67,040	52,040	15,000	22.4%	COPR	HORWITH	NRLX528152
01/22/07	02/20/07	000873290	30753	24,340	50,340	(26,000)	-106.8%	COPR	HORWITH	CHUX104
01/22/07	02/20/07	000873291	30754	66,520	50,260	16,260	24.4%	COPR	HORWITH	CHUX104
01/22/07	02/20/07	000873292	30755	67,740	51,300	16,440	24.3%	COPR	HORWITH	CHUX104
01/22/07	02/20/07	000873293	30756	44,840	50,460	(5,620)	-12.5%	COPR	HORWITH	CHUX104
01/22/07	02/20/07	000873294	30757	20,060	49,720	(29,660)	-147.9%	COPR	HORWITH	JTLX118
01/22/07	02/20/07	000873295	30758	68,840	49,680	19,160	27.8%	COPR	HORWITH	JTLX118
01/22/07	02/20/07	000873296	30759	67,560	49,000	18,560	27.5%	COPR	HORWITH	JTLX118
01/22/07	02/20/07	000873297	30760	43,260	50,480	(7,220)	-16.7%	COPR	HORWITH	JTLX118
01/22/07	02/20/07	000873298	30761	58,560	50,380	8,180	14.0%	COPR	HORWITH	NRLX585592
01/22/07	02/20/07	000873299	30762	67,660	51,780	15,880	23.5%	COPR	HORWITH	NRLX585592
01/22/07	02/20/07	000873300	30763	68,340	50,240	18,100	26.5%	COPR	HORWITH	NRLX585592
01/22/07	02/20/07	000873301	30764	8,820	50,760	(41,940)	-475.5%	COPR	HORWITH	NRLX585592
01/23/07	02/20/07	000873302	30765	66,760	50,600	16,160	24.2%	COPR	HORWITH	JTLX30115
01/23/07	02/20/07	000873303	30766	33,080	49,180	(16,100)	-48.7%	COPR	HORWITH	JTLX30115
01/23/07	02/20/07	000873304	30767	66,500	49,600	16,900	25.4%	COPR	HORWITH	JTLX30115
01/23/07	02/20/07	000873305	30768	33,100	51,840	(18,740)	-56.6%	COPR	HORWITH	JTLX30115
01/23/07	02/20/07	000873306	30769	76,880	51,360	25,520	33.2%	COPR	HORWITH	MHFX5649
01/23/07	02/20/07	000873307	30770	76,400	51,340	25,060	32.8%	COPR	HORWITH	MHFX5649
01/23/07	02/20/07	000873308	30771	25,740	50,500	(24,760)	-96.2%	COPR	HORWITH	MHFX5649
01/23/07	02/20/07	000873309	30772	25,740	49,480	(23,740)	-92.2%	COPR	HORWITH	MHFX5649
01/23/07	02/20/07	000873314	30777	42,620	49,900	(7,280)	-17.1%	COPR	HORWITH	MHFX5681
01/23/07	02/20/07	000873310	30773	75,700	49,240	26,460	35.0%	COPR	HORWITH	MHFX5681
01/23/07	02/20/07	000873311	30774	16,260	51,660	(35,400)	-217.7%	COPR	HORWITH	MHFX5681
01/23/07	02/20/07	000873312	30775	67,160	51,140	16,020	23.9%	COPR	HORWITH	MHFX5681
01/23/07	02/20/07	000873313	30776	23,960	50,400	(26,440)	-110.4%	COPR	HORWITH	NRLX528304
01/23/07	02/20/07	000873315	30778	66,620	48,420	18,200	27.3%	COPR	HORWITH	NRLX528304
01/23/07	02/20/07	000873316	30779	66,540	49,380	17,160	25.8%	COPR	HORWITH	NRLX528304
01/23/07	02/20/07	000873317	30780	38,420	49,420	(11,000)	-28.6%	COPR	HORWITH	NRLX528304
01/23/07	02/20/07	000873318	30781	38,440	49,960	(11,520)	-30.0%	COPR	HORWITH	JTLX30149
01/23/07	02/20/07	000873320	30782	76,220	50,880	25,340	33.2%	COPR	HORWITH	JTLX30149
01/23/07	02/20/07	000873321	30783	67,840	50,000	17,840	26.3%	COPR	HORWITH	JTLX30149
01/23/07	02/20/07	000873322	30784	21,180	50,640	(29,460)	-139.1%	COPR	HORWITH	JTLX30149
01/23/07	02/20/07	000873323	30785	67,720	49,680	18,040	26.6%	COPR	HORWITH	CEFX35242
01/23/07	02/20/07	000873324	30786	67,760	51,980	15,780	23.3%	COPR	HORWITH	CEFX35242
01/23/07	02/20/07	000873325	30787	34,180	50,280	(16,100)	-47.1%	COPR	HORWITH	CEFX35242
01/23/07	02/20/07	000873326	30788	34,180	52,120	(17,940)	-52.5%	COPR	HORWITH	CEFX35242
01/23/07	02/20/07	000873327	30789	26,300	48,920	(22,620)	-86.0%	COPR	HORWITH	DJLX98515
01/23/07	02/20/07	000873328	30790	66,580	51,060	15,520	23.3%	COPR	HORWITH	DJLX98515
01/23/07	02/20/07	000873329	30791	67,560	49,660	17,900	26.5%	COPR	HORWITH	DJLX98515
01/23/07	02/20/07	000873330	30792	39,040	49,260	(10,220)	-26.2%	COPR	HORWITH	DJLX98515
01/23/07	02/20/07	000873331	30793	76,400	50,960	25,440	33.3%	COPR	HORWITH	CEFX31032
01/23/07	02/20/07	000873332	30794	16,040	50,920	(34,880)	-217.5%	COPR	HORWITH	CEFX31032
01/23/07	02/20/07	000873333	30795	68,140	49,120	19,020	27.9%	COPR	HORWITH	CEFX31032
01/23/07	02/20/07	000873334	30796	41,120	51,040	(9,920)	-24.1%	COPR	HORWITH	CEFX31032
01/23/07	02/20/07	000873335	30797	66,080	49,920	16,160	24.5%	COPR	HORWITH	CEFX32084
01/23/07	02/20/07	000873336	30798	15,260	49,940	(34,680)	-227.3%	COPR	HORWITH	CEFX32084
01/23/07	02/20/07	000873337	30799	23,100	51,360	(28,260)	-122.3%	COPR	HORWITH	DJLX98524
01/23/07	02/20/07	000873338	30800	66,440	51,280	15,160	22.8%	COPR	HORWITH	CEFX32084
01/23/07	02/20/07	000873339	30801	55,540	49,760	5,780	10.4%	COPR	HORWITH	CEFX32084
01/23/07	02/20/07	000873340	30802	16,660	49,360	(32,700)	-196.3%	COPR	HORWITH	DJLX98524
01/23/07	02/20/07	000873341	30803	76,060	48,040	28,020	36.8%	COPR	HORWITH	DJLX98524
01/23/07	02/20/07	000873342	30804	87,800	49,740	38,060	43.3%	COPR	HORWITH	DJLX98524
01/23/07	02/20/07	000873343	30805	48,420	49,820	(1,400)	-2.9%	COPR	HORWITH	CHUX187
01/23/07	02/20/07	000873344	30806	66,500	51,180	15,320	23.0%	COPR	HORWITH	CHUX187
01/23/07	02/20/07	000873345	30807	76,640	51,960	24,680	32.2%	COPR	HORWITH	CHUX187
01/23/07	02/20/07	000873346	30808	14,360	51,460	(37,100)	-258.4%	COPR	HORWITH	CHUX187
01/23/07	02/20/07	000873347	30809	67,120	50,020	17,100	25.5%	COPR	HORWITH	CHUX230
01/23/07	02/20/07	000873348	30810	54,480	50,720	3,760	6.9%	COPR	HORWITH	CHUX230
01/23/07	02/20/07	000873349	30811	14,440	49,400	(34,960)	-242.1%	COPR	HORWITH	CHUX230
01/23/07	02/20/07	000873350	30812	66,860	51,640	15,220	22.8%	COPR	HORWITH	CHUX230
01/23/07	02/14/07	000873351	30813	37,640	52,420	(14,780)	-39.3%	COPR	HORWITH	JTLX30113

Honeywell

HONEYWELL SA-7 USE HAZARDOUS WASTE TRACKING (2006)										
Date Shipped	Date of Return Manifest	State Manifest	Man. Doc #	Facilty Manifest Weight (lbs)	Estimated Weight (lbs)	Manifest - Estimate (lbs)	Manifest - Estimate (%)	Material	Transporter	RAILCAR #
01/23/07	02/14/07	000873352	30814	76,060	48,780	27,280	35.9%	COPR	HORWITH	JTLX30113
01/24/07	02/28/07	000873353	30815	13,720	49,920	(36,200)	-263.8%	COPR	HORWITH	JTLX257
01/24/07	02/20/07	000873354	30816	5,460	48,660	(43,200)	-791.2%	COPR	HORWITH	NDYX316237
01/24/07	02/20/07	000873355	30817	67,800	48,660	19,140	28.2%	COPR	HORWITH	NDYX316237
01/24/07	02/28/07	000873356	30818	75,980	50,320	25,660	33.8%	COPR	HORWITH	JTLX257
01/24/07	02/20/07	000873357	30819	68,240	48,340	19,900	29.2%	COPR	HORWITH	NDYX316237
01/24/07	02/20/07	000873358	30820	52,300	49,060	3,240	6.2%	COPR	HORWITH	NDYX316237
01/24/07	02/28/07	000873359	30821	66,120	50,340	15,780	23.9%	COPR	HORWITH	JTLX257
01/24/07	02/28/07	000873360	30822	43,780	49,900	(6,120)	-14.0%	COPR	HORWITH	JTLX257
01/24/07	02/20/07	000873361	30823	68,720	48,540	20,180	29.4%	COPR	HORWITH	NDYX316130
01/24/07	02/20/07	000873362	30824	38,440	50,500	(12,060)	-31.4%	COPR	HORWITH	CHUX222
01/24/07	02/20/07	000873363	30825	38,440	50,560	(12,120)	-31.5%	COPR	HORWITH	CHUX222
01/24/07	02/20/07	000873364	30826	44,800	51,360	(6,560)	-14.6%	COPR	HORWITH	CHUX222
01/24/07	02/20/07	000873365	30827	76,760	51,040	25,720	33.5%	COPR	HORWITH	CHUX222
01/24/07	02/20/07	000873366	30828	66,480	48,940	17,540	26.4%	COPR	HORWITH	NDYX316130
01/24/07	02/14/07	000873367	30829	76,780	50,460	26,320	34.3%	COPR	HORWITH	CHUX181
01/24/07	02/14/07	000873368	30830	76,240	50,960	25,280	33.2%	COPR	HORWITH	CHUX181
01/24/07	02/20/07	000873369	30831	64,440	50,680	13,760	21.4%	COPR	HORWITH	CHUX312
01/24/07	02/20/07	000873370	30832	31,400	49,640	(18,240)	-58.1%	COPR	HORWITH	NDYX316130
01/24/07	02/14/07	000873371	30833	25,540	51,760	(26,220)	-102.7%	COPR	HORWITH	CHUX181
01/24/07	02/14/07	000873372	30834	26,200	50,640	(24,440)	-93.3%	COPR	HORWITH	CHUX181
01/24/07	02/20/07	000873373	30835	31,380	49,060	(17,680)	-56.3%	COPR	HORWITH	NDYX316130
01/24/07	02/20/07	000873374	30836	67,000	51,260	15,740	23.5%	COPR	HORWITH	DJLX98548
01/24/07	02/20/07	000873375	30837	66,660	51,740	14,920	22.4%	COPR	HORWITH	DJLX98548
01/24/07	02/20/07	000873376	30838	38,380	49,680	(11,300)	-29.4%	COPR	HORWITH	DJLX98548
01/24/07	02/20/07	000873377	30839	38,380	51,020	(12,640)	-32.9%	COPR	HORWITH	DJLX98548
01/24/07	02/14/07	000873378	30840	67,640	50,500	17,140	25.3%	COPR	HORWITH	JTLX30113
01/24/07	02/14/07	000873379	30841	25,180	49,940	(24,760)	-98.3%	COPR	HORWITH	JTLX30113
01/24/07	02/20/07	000873380	30842	76,280	50,520	25,760	33.8%	COPR	HORWITH	CEFX35821
01/24/07	02/20/07	000873381	30843	28,880	49,500	(20,620)	-71.4%	COPR	HORWITH	CEFX35821
01/24/07	02/20/07	000873382	30844	62,380	50,740	11,640	18.7%	COPR	HORWITH	CEFX35821
01/24/07	02/20/07	000873383	30845	28,880	49,140	(20,260)	-70.2%	COPR	HORWITH	CEFX35821
01/24/07	02/20/07	000873384	30846	68,320	50,560	17,760	26.0%	COPR	HORWITH	CHUX312
01/24/07	02/20/07	000873385	30847	66,340	50,920	15,420	23.2%	COPR	HORWITH	CHUX312
01/24/07	02/20/07	000873386	30848	5,420	51,960	(46,540)	-858.7%	COPR	HORWITH	CHUX312
01/24/07	02/20/07	000873387	30849	23,440	49,540	(26,100)	-111.3%	COPR	HORWITH	NRLX528302
01/24/07	02/20/07	000873388	30850	67,280	50,840	16,440	24.4%	COPR	HORWITH	NRLX528302
01/24/07	02/20/07	000873389	30851	39,180	51,080	(11,900)	-30.4%	COPR	HORWITH	NRLX528302
01/24/07	02/20/07	000873390	30852	66,820	49,320	17,500	26.2%	COPR	HORWITH	NRLX528302
01/24/07	02/20/07	000873391	30853	15,460	50,600	(35,140)	-227.3%	COPR	HORWITH	CEFX35239
01/24/07	02/20/07	000873392	30854	76,280	49,880	26,400	34.6%	COPR	HORWITH	CEFX35239
01/24/07	02/20/07	000873393	30855	68,000	52,320	15,680	23.1%	COPR	HORWITH	CEFX35239
01/24/07	02/20/07	000873394	30856	43,540	50,620	(7,080)	-16.3%	COPR	HORWITH	CEFX35239
01/24/07	02/20/07	000873395	30857	38,020	49,920	(11,900)	-31.3%	COPR	HORWITH	JTLX141
01/24/07	02/20/07	000873396	30858	66,400	51,020	15,380	23.2%	COPR	HORWITH	JTLX141
01/24/07	02/20/07	000873397	30859	67,880	50,400	17,480	25.8%	COPR	HORWITH	JTLX141
01/24/07	02/20/07	000873398	30860	28,280	50,740	(22,460)	-79.4%	COPR	HORWITH	JTLX141
01/24/07	02/20/07	000873399	30861	76,280	50,820	25,460	33.4%	COPR	HORWITH	NDYX320461
01/24/07	02/20/07	000873400	30862	17,480	51,820	(34,340)	-196.5%	COPR	HORWITH	NDYX320461
01/24/07	02/20/07	000873401	30863	68,120	49,520	18,600	27.3%	COPR	HORWITH	NDYX320461
01/25/07	02/20/07	000873402	30864	18,240	51,360	(33,120)	-181.6%	COPR	HORWITH	CEFX33346
01/25/07	02/20/07	000873403	30865	68,860	50,280	18,580	27.0%	COPR	HORWITH	CEFX33346
01/25/07	02/20/07	000873404	30866	66,380	48,000	18,380	27.7%	COPR	HORWITH	CEFX33346
01/25/07	02/20/07	000873405	30867	46,100	49,900	(3,800)	-8.2%	COPR	HORWITH	CEFX33346
01/25/07	02/20/07	000873406	30868	76,860	49,500	27,360	35.6%	COPR	HORWITH	CEFX33511
01/25/07	02/20/07	000873407	30869	53,320	50,560	2,760	5.2%	COPR	HORWITH	CEFX33511
01/25/07	02/20/07	000873408	30870	34,420	49,220	(14,800)	-43.0%	COPR	HORWITH	CEFX33511
01/25/07	02/20/07	000873409	30871	34,440	49,540	(15,100)	-43.8%	COPR	HORWITH	CEFX33511
01/25/07	02/20/07	000873410	30872	9,240	50,900	(41,660)	-450.9%	COPR	HORWITH	CEFX35823
01/25/07	02/20/07	000873411	30873	76,100	50,280	25,820	33.9%	COPR	HORWITH	CEFX35823
01/25/07	02/20/07	000873412	30874	76,240	50,500	25,740	33.8%	COPR	HORWITH	CEFX35823
01/25/07	02/20/07	000873413	30875	66,900	51,140	15,760	23.6%	COPR	HORWITH	JTLX127
01/25/07	02/20/07	000873414	30876	40,240	51,040	(10,800)	-26.8%	COPR	HORWITH	CEFX35823
01/25/07	02/20/07	000873415	30877	9,040	49,380	(40,340)	-446.2%	COPR	HORWITH	JTLX127
01/25/07	02/20/07	000873416	30878	66,560	50,600	15,960	24.0%	COPR	HORWITH	JTLX127
01/25/07	02/20/07	000873417	30879	42,700	50,740	(8,040)	-18.8%	COPR	HORWITH	CHUX324
01/25/07	02/20/07	000859548	30880	55,420	48,440	6,980	12.6%	COPR	HORWITH	JTLX127
01/25/07	02/20/07	000859551	30881	68,140	49,620	18,520	27.2%	COPR	HORWITH	CHUX324
01/25/07	02/20/07	000873418	30882	21,700	48,380	(26,680)	-122.9%	COPR	HORWITH	CHUX324
01/25/07	02/20/07	000873419	30883	67,420	50,940	16,480	24.4%	COPR	HORWITH	CHUX324
01/25/07	02/20/07	000873420	30884	26,840	49,300	(22,460)	-83.7%	COPR	HORWITH	CEFX35836
01/25/07	02/20/07	000873421	30885	67,560	50,900	16,660	24.7%	COPR	HORWITH	CEFX35836
01/25/07	02/20/07	000873422	30886	66,720	51,340	15,380	23.1%	COPR	HORWITH	CEFX35836
01/25/07	02/20/07	000873423	30887	41,220	51,100	(9,880)	-24.0%	COPR	HORWITH	CEFX35836

Honeywell

HONEYWELL SA-7 USE HAZARDOUS WASTE TRACKING (2006)										
Date Shipped	Date of Return Manifest	State Manifest	Man. Doc #	Facilty Manifest Weight (lbs)	Estimated Weight (lbs)	Manifest - Estimate (lbs)	Manifest - Estimate (%)	Material	Transporter	RAILCAR #
01/25/07	02/20/07	000873424	30888	33,540	49,200	(15,660)	-46.7%	COPR	HORWITH	CHUX182
01/25/07	02/20/07	000873425	30889	76,580	51,560	25,020	32.7%	COPR	HORWITH	CHUX182
01/25/07	02/20/07	000873426	30890	68,500	51,820	16,680	24.4%	COPR	HORWITH	CHUX182
01/25/07	02/20/07	000873427	30891	30,600	50,140	(19,540)	-63.9%	COPR	HORWITH	CHUX182
01/25/07	02/20/07	000873428	30892	35,900	49,780	(13,880)	-38.7%	COPR	HORWITH	CHUX154
01/25/07	02/20/07	000873429	30893	67,960	51,480	16,480	24.2%	COPR	HORWITH	CHUX154
01/25/07	02/20/07	000873430	30894	67,960	50,780	17,180	25.3%	COPR	HORWITH	CHUX154
01/25/07	02/20/07	000873431	30895	22,080	48,920	(26,840)	-121.6%	COPR	HORWITH	CHUX154
01/25/07	02/20/07	000873432	30896	39,760	50,280	(10,520)	-26.5%	COPR	HORWITH	NDYX320461
01/25/07	02/14/07	000873433	30897	76,920	50,520	26,400	34.3%	COPR	HORWITH	CHUX214
01/25/07	02/14/07	000873434	30898	24,900	51,620	(26,720)	-107.3%	COPR	HORWITH	CHUX214
01/25/07	02/14/07	000873435	30899	76,400	50,760	25,640	33.6%	COPR	HORWITH	CHUX214
01/25/07	02/14/07	000873436	30900	24,900	49,980	(25,080)	-100.7%	COPR	HORWITH	CHUX214
01/25/07	02/14/07	000873437	30901	66,300	50,360	15,940	24.0%	COPR	HORWITH	JTLX170
01/25/07	02/14/07	000873438	30902	68,200	49,960	18,240	26.7%	COPR	HORWITH	JTLX170
01/25/07	02/14/07	000873439	30903	32,880	50,440	(17,560)	-53.4%	COPR	HORWITH	JTLX170
01/25/07	02/14/07	000873440	30904	32,120	51,240	(19,120)	-59.5%	COPR	HORWITH	JTLX170
01/25/07	02/20/07	000873441	30905	38,640	49,520	(10,880)	-28.2%	COPR	HORWITH	CEFX32069
01/25/07	02/20/07	000873442	30906	67,760	50,580	17,180	25.4%	COPR	HORWITH	CEFX32069
01/25/07	02/20/07	000873443	30907	76,860	51,560	25,300	32.9%	COPR	HORWITH	CEFX32069
01/25/07	02/20/07	000873444	30908	18,440	50,820	(32,380)	-175.6%	COPR	HORWITH	CEFX32069
01/25/07	02/20/07	000873445	30909	66,340	50,760	15,580	23.5%	COPR	HORWITH	NDYX320452
01/25/07	02/20/07	000873446	30910	49,880	49,300	580	1.2%	COPR	HORWITH	NDYX320452
01/25/07	02/20/07	000873447	30911	68,060	50,440	17,620	25.9%	COPR	HORWITH	NDYX320452
01/25/07	02/20/07	000873448	30912	13,340	48,380	(35,040)	-262.7%	COPR	HORWITH	NDYX320452
01/25/07	02/14/07	000873449	30913	11,460	51,180	(39,720)	-346.6%	COPR	HORWITH	JTLX166
01/26/07	02/14/07	000873451	30914	69,080	50,100	18,980	27.5%	COPR	HORWITH	JTLX166
01/26/07	02/20/07	000873452	30915	36,620	49,700	(13,080)	-35.7%	COPR	HORWITH	NDYX316020
01/26/07	02/20/07	000873453	30916	68,480	49,300	19,180	28.0%	COPR	HORWITH	NDYX316020
01/26/07	02/14/07	000873454	30917	68,560	51,300	17,260	25.2%	COPR	HORWITH	JTLX166
01/26/07	02/14/07	000873455	30918	13,120	51,020	(37,900)	-288.9%	COPR	HORWITH	CHUX153
01/26/07	02/14/07	000873456	30919	55,900	52,200	3,700	6.6%	COPR	HORWITH	JTLX166
01/26/07	02/20/07	000873457	30920	67,040	49,520	17,520	26.1%	COPR	HORWITH	NDYX316020
01/26/07	02/14/07	000873458	30921	75,920	52,000	23,920	31.5%	COPR	HORWITH	CHUX153
01/26/07	02/14/07	000873459	30922	76,600	51,740	24,860	32.5%	COPR	HORWITH	CHUX153
01/26/07	02/14/07	000873460	30923	32,480	50,180	(17,700)	-54.5%	COPR	HORWITH	CHUX153
01/26/07	02/14/07	000873461	30924	27,640	50,820	(23,180)	-83.9%	COPR	HORWITH	CHUX328
01/26/07	02/20/07	000873462	30925	28,900	47,340	(18,440)	-63.8%	COPR	HORWITH	NDYX316020
01/26/07	02/14/07	000873463	30926	67,000	50,700	16,300	24.3%	COPR	HORWITH	CHUX328
01/26/07	02/14/07	000873464	30927	68,420	51,620	16,800	24.6%	COPR	HORWITH	CHUX328
01/26/07	02/20/07	000873465	30928	28,000	50,740	(22,740)	-81.2%	COPR	HORWITH	MHFX5682
01/26/07	02/14/07	000873466	30929	38,680	49,380	(10,700)	-27.7%	COPR	HORWITH	CHUX328
01/26/07	02/20/07	000873467	30930	76,980	51,260	25,720	33.4%	COPR	HORWITH	MHFX5682
01/26/07	02/20/07	000873468	30931	76,240	49,340	26,900	35.3%	COPR	HORWITH	MHFX5682
01/26/07	02/20/07	000873469	30932	19,620	49,720	(30,100)	-153.4%	COPR	HORWITH	MHFX5682
01/26/07	02/20/07	000873470	30933	39,920	47,500	(7,580)	-19.0%	COPR	HORWITH	JTLX30143
01/26/07	02/20/07	000873471	30934	66,620	49,000	17,620	26.4%	COPR	HORWITH	JTLX30143
01/26/07	02/20/07	000873472	30935	76,180	49,720	26,460	34.7%	COPR	HORWITH	JTLX30143
01/26/07	02/20/07	000873473	30936	12,260	52,080	(39,820)	-324.8%	COPR	HORWITH	JTLX30143
01/26/07	02/14/07	000873474	30937	55,940	48,900	7,040	12.6%	COPR	HORWITH	NDYX316026
01/26/07	02/14/07	000873475	30938	67,120	47,320	19,800	29.5%	COPR	HORWITH	NDYX316026
01/26/07	02/14/07	000873476	30939	34,200	49,640	(15,440)	-45.1%	COPR	HORWITH	NDYX316026
01/26/07	02/14/07	000873477	30940	34,200	49,160	(14,960)	-43.7%	COPR	HORWITH	NDYX316026
01/26/07	02/20/07	000873478	30941	48,000	51,680	(3,680)	-7.7%	COPR	HORWITH	DJLX98519
01/26/07	02/20/07	000873479	30942	67,520	49,760	17,760	26.3%	COPR	HORWITH	JTLX279
01/26/07	02/20/07	000873480	30943	69,100	50,420	18,680	27.0%	COPR	HORWITH	DJLX98519
01/26/07	02/20/07	000873481	30944	76,120	52,060	24,060	31.6%	COPR	HORWITH	DJLX98519
01/26/07	02/20/07	000873482	30945	12,280	52,280	(40,000)	-325.7%	COPR	HORWITH	DJLX98519
01/26/07	02/20/07	000873483	30946	25,280	48,220	(22,940)	-90.7%	COPR	HORWITH	NDYX316170
01/26/07	02/20/07	000873484	30947	67,220	49,240	17,980	26.7%	COPR	HORWITH	NDYX316170
01/26/07	02/20/07	000873485	30948	68,020	51,880	16,140	23.7%	COPR	HORWITH	JTLX279
01/26/07	02/20/07	000873486	30949	67,000	49,320	17,680	26.4%	COPR	HORWITH	NDYX316170
01/26/07	02/20/07	000873487	30950	33,900	51,300	(17,400)	-51.3%	COPR	HORWITH	JTLX279
01/26/07	02/20/07	000873488	30951	33,880	51,040	(17,160)	-50.6%	COPR	HORWITH	JTLX279
01/26/07	02/14/07	000873489	30952	51,120	51,920	(800)	-1.6%	COPR	HORWITH	CHUX218
01/26/07	02/14/07	000873490	30953	67,980	49,820	18,160	26.7%	COPR	HORWITH	CHUX218
01/26/07	02/20/07	000873491	30954	35,900	49,620	(13,720)	-38.2%	COPR	HORWITH	NDYX316170
01/26/07	02/14/07	000873492	30955	66,880	50,360	16,520	24.7%	COPR	HORWITH	CHUX218
01/26/07	02/14/07	000873493	30956	15,980	49,880	(33,900)	-212.1%	COPR	HORWITH	CHUX218
01/26/07	02/20/07	000873494	30957	31,860	50,100	(18,240)	-57.3%	COPR	HORWITH	CHUX234
01/26/07	02/20/07	000873495	30958	67,360	49,940	17,420	25.9%	COPR	HORWITH	CHUX234
01/26/07	02/20/07	000873496	30959	68,040	48,300	19,740	29.0%	COPR	HORWITH	CHUX234
01/26/07	02/20/07	000873497	30960	29,880	50,660	(20,780)	-69.5%	COPR	HORWITH	CHUX234
01/26/07	02/20/07	000873498	30961	50,660	50,040	620	1.2%	COPR	HORWITH	NDYX320472

HONEYWELL SA-7 USE HAZARDOUS WASTE TRACKING (2006)										
Date Shipped	Date of Return Manifest	State Manifest	Man. Doc #	Facilty Manifest Weight (lbs)	Estimated Weight (lbs)	Manifest - Estimate (lbs)	Manifest - Estimate (%)	Material	Transporter	RAILCAR #
01/26/07	02/20/07	000873499	30962	66,940	50,700	16,240	24.3%	COPR	HORWITH	NDYX320472
01/26/07	02/20/07	000860001	30963	38,540	49,400	(10,860)	-28.2%	COPR	HORWITH	NDYX320472
01/26/07	02/20/07	000860002	30964	38,520	49,720	(11,200)	-29.1%	COPR	HORWITH	NDYX320472
01/29/07	02/22/07	000860003	30965	37,100	51,460	(14,360)	-38.7%	COPR	HORWITH	CHUX173
01/29/07	02/22/07	000860004	30966	13,860	48,920	(35,060)	-253.0%	COPR	HORWITH	NDYX316103
01/29/07	02/22/07	000860005	30967	76,860	49,840	27,020	35.2%	COPR	HORWITH	NDYX316103
01/29/07	02/22/07	000860006	30968	75,620	50,860	24,760	32.7%	COPR	HORWITH	CHUX173
01/29/07	02/22/07	000860007	30969	67,940	51,620	16,320	24.0%	COPR	HORWITH	CHUX173
01/29/07	02/22/07	000860008	30970	31,040	50,100	(19,060)	-61.4%	COPR	HORWITH	CHUX173
01/29/07	02/22/07	000860009	30971	36,440	50,320	(13,880)	-38.1%	COPR	HORWITH	MHFX5676
01/29/07	02/22/07	000860010	30972	75,960	49,920	26,040	34.3%	COPR	HORWITH	NDYX316103
01/29/07	02/22/07	000860011	30973	30,340	49,740	(19,400)	-63.9%	COPR	HORWITH	NDYX316103
01/29/07	02/22/07	000860012	30974	66,540	50,120	16,420	24.7%	COPR	HORWITH	MHFX5676
01/29/07	02/22/07	000860013	30975	66,260	51,400	14,860	22.4%	COPR	HORWITH	MHFX5676
01/29/07	02/22/07	000860014	30976	30,500	52,620	(22,120)	-72.5%	COPR	HORWITH	MHFX5676
01/29/07	02/22/07	000860015	30977	66,980	52,020	14,960	22.3%	COPR	HORWITH	NRLX528222
01/29/07	02/22/07	000860016	30978	37,300	48,180	(10,880)	-29.2%	COPR	HORWITH	NDYX316002
01/29/07	02/22/07	000860017	30979	75,640	51,460	24,180	32.0%	COPR	HORWITH	NRLX528222
01/29/07	02/22/07	000860018	30980	76,880	47,440	29,440	38.3%	COPR	HORWITH	NDYX316002
01/29/07	02/22/07	000860019	30981	37,980	49,540	(11,560)	-30.4%	COPR	HORWITH	NDYX316002
01/29/07	02/22/07	000860020	30982	38,000	49,840	(11,840)	-31.2%	COPR	HORWITH	NDYX316002
01/29/07	02/22/07	000860021	30983	19,640	47,440	(27,800)	-141.5%	COPR	HORWITH	NDYX316078
01/29/07	02/22/07	000860022	30984	66,060	49,080	16,980	25.7%	COPR	HORWITH	NDYX316078
01/29/07	02/22/07	000860023	30985	67,020	48,800	18,220	27.2%	COPR	HORWITH	NDYX316078
01/29/07	02/22/07	000860024	30986	42,280	48,760	(6,480)	-15.3%	COPR	HORWITH	NDYX316078
01/29/07	02/22/07	000860025	30987	34,000	51,360	(17,360)	-51.1%	COPR	HORWITH	NRLX528222
01/29/07	02/22/07	000860026	30988	34,000	50,180	(16,180)	-47.6%	COPR	HORWITH	NRLX528222
01/29/07	02/22/07	000860027	30989	68,540	51,040	17,500	25.5%	COPR	HORWITH	CEFX33424
01/29/07	02/22/07	000860028	30990	67,340	48,940	18,400	27.3%	COPR	HORWITH	NDYX316056
01/29/07	02/22/07	000860029	30991	76,420	50,660	25,760	33.7%	COPR	HORWITH	CEFX33424
01/29/07	02/22/07	000860030	30992	27,940	49,960	(22,020)	-78.8%	COPR	HORWITH	CEFX33424
01/29/07	02/22/07	000860031	30993	66,700	49,940	16,760	25.1%	COPR	HORWITH	NDYX316056
01/29/07	02/22/07	000860032	30994	27,940	50,080	(22,140)	-79.2%	COPR	HORWITH	CEFX33424
01/29/07	02/22/07	000860033	30995	24,820	51,640	(26,820)	-108.1%	COPR	HORWITH	CHUX131
01/29/07	02/22/07	000860034	30996	66,560	51,180	15,380	23.1%	COPR	HORWITH	CHUX131
01/29/07	02/22/07	000860035	30997	67,980	51,100	16,880	24.8%	COPR	HORWITH	CHUX131
01/29/07	02/22/07	000860036	30998	29,480	49,360	(19,880)	-67.4%	COPR	HORWITH	NDYX316056
01/29/07	02/22/07	000860037	30999	29,480	48,720	(19,240)	-65.3%	COPR	HORWITH	NDYX316056
01/29/07	02/22/07	000860038	31000	49,340	50,500	(1,160)	-2.4%	COPR	HORWITH	CHUX131
01/29/07	02/22/07	000860039	31001	32,260	50,680	(18,420)	-57.1%	COPR	HORWITH	MHFX5734
01/29/07	02/22/07	000860040	31002	67,240	50,720	16,520	24.6%	COPR	HORWITH	MHFX5734
01/29/07	02/22/07	000860041	31003	37,540	50,860	(13,320)	-35.5%	COPR	HORWITH	MHFX5734
01/29/07	02/22/07	000860042	31004	66,740	50,040	16,700	25.0%	COPR	HORWITH	MHFX5734
01/29/07	02/22/07	000860043	31005	25,140	50,180	(25,040)	-99.6%	COPR	HORWITH	JTLX30102
01/29/07	02/22/07	000860044	31006	67,440	49,220	18,220	27.0%	COPR	HORWITH	JTLX30102
01/29/07	02/22/07	000860045	31007	75,780	52,240	23,540	31.1%	COPR	HORWITH	JTLX30102
01/29/07	02/22/07	000860046	31008	30,720	48,780	(18,060)	-58.8%	COPR	HORWITH	JTLX30102
01/29/07	02/22/07	000860047	31009	8,040	50,280	(42,240)	-525.4%	COPR	HORWITH	JTLX273
01/29/07	02/22/07	000860048	31010	67,580	52,660	14,920	22.1%	COPR	HORWITH	JTLX273
01/29/07	02/22/07	000860049	31011	76,980	49,980	27,000	35.1%	COPR	HORWITH	JTLX273
01/29/07	02/22/07	000860050	31012	51,060	48,900	2,160	4.2%	COPR	HORWITH	JTLX273
01/30/07	02/22/07	000860051	31013	17,360	50,400	(33,040)	-190.3%	COPR	HORWITH	CEFX31070
01/30/07	02/22/07	000860052	31014	67,500	49,240	18,260	27.1%	COPR	HORWITH	CEFX31070
01/30/07	02/22/07	000860053	31015	66,300	48,660	17,640	26.6%	COPR	HORWITH	CEFX31070
01/30/07	02/22/07	000860054	31016	46,080	50,060	(3,980)	-8.6%	COPR	HORWITH	CEFX31070
01/30/07	02/22/07	000860055	31017	19,760	50,500	(30,740)	-155.6%	COPR	HORWITH	CHUX130
01/30/07	02/22/07	000860056	31018	67,460	50,060	17,400	25.8%	COPR	HORWITH	CHUX130
01/30/07	02/22/07	000860057	31019	68,080	50,760	17,320	25.4%	COPR	HORWITH	CHUX130
01/30/07	02/22/07	000860058	31020	47,720	50,760	(3,040)	-6.4%	COPR	HORWITH	CHUX130
01/30/07	02/22/07	000860059	31021	66,100	48,400	17,700	26.8%	COPR	HORWITH	CHUX283
01/30/07	02/22/07	000860060	31022	76,780	48,420	28,360	36.9%	COPR	HORWITH	CHUX283
01/30/07	02/22/07	000860061	31023	27,420	48,200	(20,780)	-75.8%	COPR	HORWITH	CHUX283
01/30/07	02/22/07	000860062	31024	27,420	49,600	(22,180)	-80.9%	COPR	HORWITH	CHUX283
01/30/07	02/22/07	000860063	31025	21,300	50,160	(28,860)	-135.5%	COPR	HORWITH	CHUX197
01/30/07	02/22/07	000860064	31026	68,060	48,920	19,140	28.1%	COPR	HORWITH	CHUX197
01/30/07	02/22/07	000860065	31027	43,320	52,100	(8,780)	-20.3%	COPR	HORWITH	CHUX197
01/30/07	02/22/07	000860066	31028	67,680	49,040	18,640	27.5%	COPR	HORWITH	CHUX197
01/30/07	02/22/07	000860067	31029	23,320	50,080	(26,760)	-114.8%	COPR	HORWITH	CEFX33390
01/30/07	02/22/07	000860068	31030	66,300	49,400	16,900	25.5%	COPR	HORWITH	CEFX33390
01/30/07	02/22/07	000860069	31031	66,380	50,580	15,800	23.8%	COPR	HORWITH	CEFX33390
01/30/07	02/22/07	000860070	31032	44,000	49,840	(5,840)	-13.3%	COPR	HORWITH	CEFX33390
01/30/07	02/22/07	000860071	31033	22,660	49,940	(27,280)	-120.4%	COPR	HORWITH	CHUX319
01/30/07	02/22/07	000860072	31034	76,820	50,060	26,760	34.8%	COPR	HORWITH	CHUX319
01/30/07	02/22/07	000860073	31035	76,040	50,360	25,680	33.8%	COPR	HORWITH	CHUX319

HONEYWELL SA-7 USE HAZARDOUS WASTE TRACKING (2006)										
Date Shipped	Date of Return Manifest	State Manifest	Man. Doc #	Facilty Manifest Weight (lbs)	Estimated Weight (lbs)	Manifest - Estimate (lbs)	Manifest - Estimate (%)	Material	Transporter	RAILCAR #
01/30/07	02/22/07	000860074	31036	23,500	47,380	(23,880)	-101.6%	COPR	HORWITH	CHUX319
01/30/07	02/22/07	000860075	31037	34,940	50,700	(15,760)	-45.1%	COPR	HORWITH	HLMX1149
01/30/07	02/22/07	000860076	31038	43,620	48,660	(5,040)	-11.6%	COPR	HORWITH	NDYX316224
01/30/07	02/22/07	000860077	31039	67,820	49,780	18,040	26.6%	COPR	HORWITH	HLMX1149
01/30/07	02/22/07	000860078	31040	76,960	51,760	25,200	32.7%	COPR	HORWITH	HLMX1149
01/30/07	02/22/07	000860079	31041	68,040	48,560	19,480	28.6%	COPR	HORWITH	NDYX316224
01/30/07	02/22/07	000860080	31042	43,960	49,480	(5,520)	-12.6%	COPR	HORWITH	JTLX30139
01/30/07	02/22/07	000860081	31043	24,720	51,700	(26,980)	-109.1%	COPR	HORWITH	HLMX1149
01/30/07	02/22/07	000860082	31044	65,900	48,620	17,280	26.2%	COPR	HORWITH	NDYX316224
01/30/07	02/22/07	000860083	31045	76,420	49,880	26,540	34.7%	COPR	HORWITH	JTLX30139
01/30/07	02/22/07	000860084	31046	67,280	50,440	16,840	25.0%	COPR	HORWITH	JTLX30139
01/30/07	02/22/07	000860085	31047	10,720	49,080	(38,360)	-357.8%	COPR	HORWITH	JTLX30139
01/30/07	02/22/07	000860086	31048	65,840	50,800	15,040	22.8%	COPR	HORWITH	NRLX528172
01/30/07	02/22/07	000860087	31049	66,900	49,380	17,520	26.2%	COPR	HORWITH	NRLX528172
01/30/07	02/22/07	000860088	31050	34,040	52,020	(17,980)	-52.8%	COPR	HORWITH	NRLX528172
01/30/07	02/22/07	000860089	31051	16,640	48,660	(32,020)	-192.4%	COPR	HORWITH	NDYX316224
01/30/07	02/22/07	000860090	31052	34,060	50,340	(16,280)	-47.8%	COPR	HORWITH	NRLX528172
01/30/07	02/22/07	000860091	31053	67,180	50,580	16,600	24.7%	COPR	HORWITH	CHUX249
01/30/07	02/22/07	000860092	31054	67,280	49,380	17,900	26.6%	COPR	HORWITH	CHUX249
01/30/07	02/22/07	000860093	31055	33,960	51,660	(17,700)	-52.1%	COPR	HORWITH	CHUX249
01/30/07	02/22/07	000860094	31056	33,980	51,500	(17,520)	-51.6%	COPR	HORWITH	CHUX249
01/30/07	02/22/07	000860095	31057	67,820	49,880	17,940	26.5%	COPR	HORWITH	CHUX322
01/30/07	02/22/07	000860096	31058	66,540	51,380	15,160	22.8%	COPR	HORWITH	CHUX322
01/30/07	02/22/07	000860097	31059	33,140	51,940	(18,800)	-56.7%	COPR	HORWITH	CHUX322
01/30/07	02/22/07	000860098	31060	33,140	50,800	(17,660)	-53.3%	COPR	HORWITH	CHUX322
01/31/07	02/22/07	000860099	31061	18,240	50,380	(32,140)	-176.2%	COPR	HORWITH	CHUX223
01/31/07	02/22/07	000860100	31062	17,720	49,900	(32,180)	-181.6%	COPR	HORWITH	NDYX316166
01/31/07	02/22/07	000860101	31063	65,620	48,940	16,680	25.4%	COPR	HORWITH	NDYX316166
01/31/07	02/22/07	000860102	31064	66,680	50,060	16,620	24.9%	COPR	HORWITH	CHUX223
01/31/07	02/22/07	000860103	31065	67,060	50,720	16,340	24.4%	COPR	HORWITH	CHUX223
01/31/07	02/22/07	000860104	31066	50,440	52,040	(1,600)	-3.2%	COPR	HORWITH	CHUX223
01/31/07	02/22/07	000860105	31067	7,620	50,480	(42,860)	-562.5%	COPR	HORWITH	CEFX35844
01/31/07	02/22/07	000860106	31068	64,800	48,620	16,180	25.0%	COPR	HORWITH	NDYX316166
01/31/07	02/22/07	000860107	31069	47,880	49,420	(1,540)	-3.2%	COPR	HORWITH	NDYX316166
01/31/07	02/22/07	000860108	31070	75,720	49,920	25,800	34.1%	COPR	HORWITH	NDYX316178
01/31/07	02/22/07	000860109	31071	9,180	49,440	(40,260)	-438.6%	COPR	HORWITH	NDYX316178
01/31/07	02/22/07	000860110	31072	67,920	51,180	16,740	24.6%	COPR	HORWITH	CEFX35844
01/31/07	02/22/07	000860111	31073	66,680	51,000	15,680	23.5%	COPR	HORWITH	CEFX35844
01/31/07	02/22/07	000860112	31074	75,440	49,160	26,280	34.8%	COPR	HORWITH	NDYX316178
01/31/07	02/22/07	000860113	31075	59,460	50,040	9,420	15.8%	COPR	HORWITH	CEFX35844
01/31/07	02/22/07	000860114	31076	31,040	49,500	(18,460)	-59.5%	COPR	HORWITH	NDYX316178
01/31/07	02/22/07	000860115	31077	12,720	49,660	(36,940)	-290.4%	COPR	HORWITH	NDYX316024
01/31/07	02/22/07	000860116	31078	68,180	49,200	18,980	27.8%	COPR	HORWITH	NDYX316024
01/31/07	02/22/07	000860117	31079	66,500	49,200	17,300	26.0%	COPR	HORWITH	NDYX316024
01/31/07	02/22/07	000860118	31080	49,420	50,160	(740)	-1.5%	COPR	HORWITH	NDYX316024
01/31/07	02/22/07	000860119	31081	6,600	52,000	(45,400)	-687.9%	COPR	HORWITH	JTLX236
01/31/07	02/22/07	000860120	31082	66,440	50,060	16,380	24.7%	COPR	HORWITH	JTLX236
01/31/07	02/22/07	000860121	31083	64,700	50,260	14,440	22.3%	COPR	HORWITH	JTLX236
01/31/07	02/22/07	000860122	31084	67,340	52,080	15,260	22.7%	COPR	HORWITH	JTLX236
01/31/07	02/28/07	000860123	31085	24,160	51,120	(26,960)	-111.6%	COPR	HORWITH	JTLX30103
01/31/07	02/28/07	000860124	31086	76,900	50,760	26,140	34.0%	COPR	HORWITH	NDYX316009
01/31/07	02/28/07	000860125	31087	76,480	51,900	24,580	32.1%	COPR	HORWITH	JTLX30103
01/31/07	02/28/07	000860126	31088	76,920	49,480	27,440	35.7%	COPR	HORWITH	NDYX316009
01/31/07	02/28/07	000860127	31089	75,920	51,040	24,880	32.8%	COPR	HORWITH	JTLX30103
01/31/07	02/28/07	000860128	31090	37,860	51,900	(14,040)	-37.1%	COPR	HORWITH	JTLX30103
01/31/07	02/22/07	000860129	31091	49,920	51,020	(1,100)	-2.2%	COPR	HORWITH	JTLX30109
01/31/07	02/28/07	000860130	31092	21,480	48,560	(27,080)	-126.1%	COPR	HORWITH	NDYX316009
01/31/07	02/28/07	000860131	31093	21,480	49,920	(28,440)	-132.4%	COPR	HORWITH	NDYX316009
01/31/07	02/22/07	000860132	31094	66,200	51,300	14,900	22.5%	COPR	HORWITH	JTLX30109
01/31/07	02/22/07	000860133	31095	36,420	48,180	(11,760)	-32.3%	COPR	HORWITH	NDYX316025
01/31/07	02/22/07	000860134	31096	66,360	50,460	15,900	24.0%	COPR	HORWITH	NDYX316025
01/31/07	02/22/07	000860135	31097	67,120	51,120	16,000	23.8%	COPR	HORWITH	JTLX30109
01/31/07	02/22/07	000860136	31098	67,140	50,900	16,240	24.2%	COPR	HORWITH	NDYX316025
01/31/07	02/22/07	000860137	31099	23,160	51,720	(28,560)	-123.3%	COPR	HORWITH	JTLX30109
01/31/07	02/22/07	000860138	31100	20,500	52,220	(31,720)	-154.7%	COPR	HORWITH	CHUX329
01/31/07	02/22/07	000860139	31101	67,500	52,140	15,360	22.8%	COPR	HORWITH	CHUX329
01/31/07	02/22/07	000860140	31102	66,540	51,300	15,240	22.9%	COPR	HORWITH	CHUX329
01/31/07	02/22/07	000860141	31103	54,180	51,340	2,840	5.2%	COPR	HORWITH	CHUX329
01/31/07	02/22/07	000860142	31104	34,300	49,280	(14,980)	-43.7%	COPR	HORWITH	NDYX316025
01/31/07	02/22/07	000860143	31105	75,720	49,680	26,040	34.4%	COPR	HORWITH	NDYX316176
01/31/07	02/22/07	000860144	31106	54,060	50,780	3,280	6.1%	COPR	HORWITH	NDYX316176
01/31/07	02/22/07	000860145	31107	34,320	48,520	(14,200)	-41.4%	COPR	HORWITH	NDYX316176
01/31/07	02/22/07	000860146	31108	34,320	50,580	(16,260)	-47.4%	COPR	HORWITH	NDYX316176

Honeywell

HONEYWELL SA-7 USE HAZARDOUS WASTE TRACKING (2006)										
Date Shipped	**Date of Return Manifest**	**State Manifest**	**Man. Doc #**	**Facilty Manifest Weight (lbs)**	**Estimated Weight (lbs)**	**Manifest - Estimate (lbs)**	**Manifest - Estimate (%)**	**Material**	**Transporter**	**RAILCAR #**
02/27/76	**SITE TONS (Month)**	**JAN SUB-TOTAL:**		55,457,060	55,634,080	(177,020)	-0.32%			
02/27/76	**TONS (Site)**	**CUMULATIVE TOTAL:**		55,457,060	55,634,080	(177,020)	-0.32%			
11/30/75	**TONS (Facility)**	**CUMULATIVE TOTAL:**		55,457,060	55,634,080	(177,020)	-0.32%			
02/01/07	02/22/07	000860147	31109	31,660	49,840	(18,180)	-57.4%	COPR	HORWITH	NDYX316052
02/01/07	02/22/07	000860148	31110	77,300	48,800	28,500	36.9%	COPR	HORWITH	NDYX316052
02/01/07	02/22/07	000860149	31111	75,760	49,360	26,400	34.8%	COPR	HORWITH	NDYX316052
02/01/07	02/22/07	000860150	31112	13,580	49,640	(36,060)	-265.5%	COPR	HORWITH	NDYX316052
02/01/07	02/28/07	000860151	31113	19,500	50,080	(30,580)	-156.8%	COPR	HORWITH	NDYX316140
02/01/07	02/22/07	000860152	31114	61,900	52,460	9,440	15.3%	COPR	HORWITH	CHUX107
02/01/07	02/22/07	000860153	31115	67,580	51,300	16,280	24.1%	COPR	HORWITH	CHUX107
02/01/07	02/22/07	000860154	31116	66,700	50,820	15,880	23.8%	COPR	HORWITH	CHUX107
02/01/07	02/28/07	000860155	31117	67,920	49,560	18,360	27.0%	COPR	HORWITH	NDYX316140
02/01/07	02/22/07	000859552	31118	9,320	51,040	(41,720)	-447.6%	COPR	HORWITH	CHUX107
02/01/07	02/28/07	000859553	31119	61,760	51,680	10,080	16.3%	COPR	HORWITH	CHUX264
02/01/07	02/28/07	000860156	31120	68,200	52,280	15,920	23.3%	COPR	HORWITH	CHUX264
02/01/07	02/28/07	000860157	31121	68,200	50,640	17,560	25.7%	COPR	HORWITH	CHUX264
02/01/07	02/28/07	000860158	31122	6,700	51,100	(44,400)	-662.7%	COPR	HORWITH	CHUX264
02/01/07	02/28/07	000860159	31123	57,280	51,180	6,100	10.6%	COPR	HORWITH	JTLX30174
02/01/07	02/28/07	000860160	31124	66,720	49,400	17,320	26.0%	COPR	HORWITH	NDYX316140
02/01/07	02/28/07	000860161	31125	41,960	48,740	(6,780)	-16.2%	COPR	HORWITH	NDYX316140
02/01/07	02/28/07	000860162	31126	66,420	51,080	15,340	23.1%	COPR	HORWITH	JTLX30174
02/01/07	02/28/07	000860163	31127	24,640	51,720	(27,080)	-109.9%	COPR	HORWITH	JTLX30174
02/01/07	02/28/07	000860164	31128	11,960	48,680	(36,720)	-307.0%	COPR	HORWITH	NDYX316022
02/01/07	02/28/07	000860165	31129	67,540	48,780	18,760	27.8%	COPR	HORWITH	NDYX316022
02/01/07	02/28/07	000860166	31130	75,840	48,420	27,420	36.2%	COPR	HORWITH	NDYX316022
02/01/07	02/28/07	000860167	31131	40,800	51,180	(10,380)	-25.4%	COPR	HORWITH	NDYX316022
02/01/07	02/28/07	000860168	31132	54,540	50,020	4,520	8.3%	COPR	HORWITH	JTLX30174
02/01/07	02/28/07	000860169	31133	57,760	49,860	7,900	13.7%	COPR	HORWITH	NDYX316037
02/01/07	02/28/07	000860170	31134	67,580	48,420	19,160	28.4%	COPR	HORWITH	NDYX316037
02/01/07	02/28/07	000860171	31135	66,180	47,980	18,200	27.5%	COPR	HORWITH	NDYX316037
02/01/07	02/28/07	000860172	31136	4,640	50,100	(45,460)	-979.7%	COPR	HORWITH	NDYX316037
02/01/07	02/28/07	000860173	31137	56,460	50,140	6,320	11.2%	COPR	HORWITH	JTLX30154
02/01/07	02/28/07	000860174	31138	66,220	50,480	15,740	23.8%	COPR	HORWITH	JTLX30154
02/01/07	02/28/07	000860175	31139	67,940	50,720	17,220	25.3%	COPR	HORWITH	JTLX30154
02/01/07	02/28/07	000860176	31140	10,200	49,720	(39,520)	-387.5%	COPR	HORWITH	JTLX30154
02/01/07	02/28/07	000860177	31141	77,040	49,940	27,100	35.2%	COPR	HORWITH	JTLX30129
02/01/07	02/28/07	000860178	31142	68,780	50,320	18,460	26.8%	COPR	HORWITH	JTLX30129
02/01/07	02/28/07	000860179	31143	38,600	50,620	(12,020)	-31.1%	COPR	HORWITH	JTLX30129
02/01/07	02/28/07	000860180	31144	10,660	49,600	(38,940)	-365.3%	COPR	HORWITH	JTLX30129
02/01/07	02/28/07	000860181	31145	43,720	49,700	(5,980)	-13.7%	COPR	HORWITH	CHUX330
02/01/07	02/28/07	000860182	31146	67,000	52,000	15,000	22.4%	COPR	HORWITH	CHUX330
02/01/07	02/28/07	000860183	31147	67,100	51,600	15,500	23.1%	COPR	HORWITH	CHUX330
02/01/07	02/28/07	000860184	31148	29,120	50,880	(21,760)	-74.7%	COPR	HORWITH	CHUX330
02/01/07	02/28/07	000860185	31149	37,700	52,340	(14,640)	-38.8%	COPR	HORWITH	CHUX150
02/01/07	02/28/07	000860186	31150	68,420	52,020	16,400	24.0%	COPR	HORWITH	CHUX150
02/01/07	02/28/07	000860187	31151	75,960	51,840	24,120	31.8%	COPR	HORWITH	CHUX150
02/01/07	02/28/07	000860188	31152	24,600	49,300	(24,700)	-100.4%	COPR	HORWITH	CHUX150
02/01/07	02/28/07	000860189	31153	27,200	48,800	(21,600)	-79.4%	COPR	HORWITH	JTLX30130
02/01/07	02/28/07	000860190	31154	66,920	50,620	16,300	24.4%	COPR	HORWITH	JTLX30130
02/01/07	02/28/07	000860191	31155	66,940	50,280	16,660	24.9%	COPR	HORWITH	JTLX30130
02/01/07	02/28/07	000860192	31156	39,220	52,740	(13,520)	-34.5%	COPR	HORWITH	JTLX30130
02/02/07	02/28/07	000860193	31157	21,480	49,540	(28,060)	-130.6%	COPR	HORWITH	NDYX316018
02/02/07	02/28/07	000860194	31158	76,500	52,040	24,460	32.0%	COPR	HORWITH	CEFX35843
02/02/07	02/28/07	000860195	31159	66,120	48,540	17,580	26.6%	COPR	HORWITH	NDYX316018
02/02/07	02/28/07	000860196	31160	75,840	51,540	24,300	32.0%	COPR	HORWITH	CEFX35843
02/02/07	02/28/07	000860197	31161	66,620	49,680	16,940	25.4%	COPR	HORWITH	NDYX316018
02/02/07	02/28/07	000860198	31162	26,420	50,540	(24,120)	-91.3%	COPR	HORWITH	CEFX35843
02/02/07	02/28/07	000860199	31163	26,440	51,340	(24,900)	-94.2%	COPR	HORWITH	CEFX35843
02/02/07	02/28/07	000860200	31164	42,460	49,740	(7,280)	-17.1%	COPR	HORWITH	NDYX316018
02/02/07	02/28/07	000860201	31165	50,780	49,600	1,180	2.3%	COPR	HORWITH	NDYX316049
02/02/07	02/28/07	000860202	31166	22,660	50,820	(28,160)	-124.3%	COPR	HORWITH	CHUX148
02/02/07	02/28/07	000860203	31167	68,280	52,160	16,120	23.6%	COPR	HORWITH	CHUX148
02/02/07	02/28/07	000860204	31168	67,540	50,840	16,700	24.7%	COPR	HORWITH	CHUX148
02/02/07	02/28/07	000860205	31169	67,440	49,520	17,920	26.6%	COPR	HORWITH	NDYX316049
02/02/07	02/28/07	000860206	31170	45,640	49,100	(3,460)	-7.6%	COPR	HORWITH	CHUX148
02/02/07	02/28/07	000860207	31171	23,880	49,280	(25,400)	-106.4%	COPR	HORWITH	JTLX177
02/02/07	02/28/07	000860208	31172	66,640	47,700	18,940	28.4%	COPR	HORWITH	NDYX316049
02/02/07	02/28/07	000860209	31173	76,680	50,380	26,300	34.3%	COPR	HORWITH	JTLX177
02/02/07	02/28/07	000860210	31174	9,960	48,540	(38,580)	-387.3%	COPR	HORWITH	NDYX316049
02/02/07	02/28/07	000860211	31175	67,740	50,580	17,160	25.3%	COPR	HORWITH	CHUX142
02/02/07	02/28/07	000860212	31176	67,120	50,780	16,340	24.3%	COPR	HORWITH	JTLX177
02/02/07	02/28/07	000860213	31177	38,900	49,640	(10,740)	-27.6%	COPR	HORWITH	JTLX177
02/02/07	02/28/07	000860214	31178	37,380	50,500	(13,120)	-35.1%	COPR	HORWITH	JTLX30132

HONEYWELL SA-7 USE HAZARDOUS WASTE TRACKING (2006)

Date Shipped	Date of Return Manifest	State Manifest	Man. Doc #	Facilty Manifest Weight (lbs)	Estimated Weight (lbs)	Manifest - Estimate (lbs)	Manifest - Estimate (%)	Material	Transporter	RAILCAR #
02/02/07	02/28/07	000860215	31179	75,720	50,380	25,340	33.5%	COPR	HORWITH	JTLX30132
02/02/07	02/28/07	000860216	31180	67,960	52,900	15,060	22.2%	COPR	HORWITH	JTLX30132
02/02/07	02/28/07	000860217	31181	76,900	51,640	25,260	32.8%	COPR	HORWITH	CHUX142
02/02/07	02/28/07	000860218	31182	17,840	49,720	(31,880)	-178.7%	COPR	HORWITH	JTLX30132
02/02/07	02/28/07	000860219	31183	31,260	50,560	(19,300)	-61.7%	COPR	HORWITH	CHUX142
02/02/07	02/28/07	000860220	31184	31,260	49,880	(18,620)	-59.6%	COPR	HORWITH	CHUX142
02/02/07	02/28/07	000860221	31185	76,260	51,480	24,780	32.5%	COPR	HORWITH	JTLX30107
02/02/07	02/28/07	000860222	31186	75,860	48,680	27,180	35.8%	COPR	HORWITH	JTLX30107
02/02/07	02/28/07	000860223	31187	25,000	49,740	(24,740)	-99.0%	COPR	HORWITH	JTLX30107
02/02/07	02/28/07	000860224	31188	67,220	50,300	16,920	25.2%	COPR	HORWITH	CHUX233
02/02/07	02/28/07	000860225	31189	25,020	51,080	(26,060)	-104.2%	COPR	HORWITH	JTLX30107
02/02/07	02/28/07	000860226	31190	66,780	51,400	15,380	23.0%	COPR	HORWITH	CHUX233
02/02/07	02/28/07	000860227	31191	38,400	50,040	(11,640)	-30.3%	COPR	HORWITH	CHUX233
02/02/07	02/28/07	000860228	31192	38,420	52,620	(14,200)	-37.0%	COPR	HORWITH	CHUX233
02/02/07	02/28/07	000860229	31193	65,420	51,640	13,780	21.1%	COPR	HORWITH	JTLX30120
02/02/07	02/28/07	000860230	31194	68,920	51,740	17,180	24.9%	COPR	HORWITH	JTLX30120
02/02/07	02/28/07	000860231	31195	33,540	52,500	(18,960)	-56.5%	COPR	HORWITH	JTLX30120
02/02/07	02/28/07	000860232	31196	33,560	49,420	(15,860)	-47.3%	COPR	HORWITH	JTLX30120
02/02/07	02/28/07	000860233	31197	66,700	51,320	15,380	23.1%	COPR	HORWITH	NRLX526228
02/02/07	02/28/07	000860234	31198	66,800	50,680	16,120	24.1%	COPR	HORWITH	NRLX526228
02/02/07	02/28/07	000860235	31199	33,440	50,500	(17,060)	-51.0%	COPR	HORWITH	NRLX526228
02/02/07	02/28/07	000860236	31200	33,420	52,020	(18,600)	-55.7%	COPR	HORWITH	NRLX526228
02/02/07	02/28/07	000860237	31201	60,400	50,860	9,540	15.8%	COPR	HORWITH	NRLX526244
02/02/07	02/28/07	000860238	31202	66,700	51,940	14,760	22.1%	COPR	HORWITH	NRLX526244
02/02/07	02/28/07	000860239	31203	66,760	51,880	14,880	22.3%	COPR	HORWITH	NRLX526244
02/02/07	02/28/07	000860240	31204	15,800	51,320	(35,520)	-224.8%	COPR	HORWITH	NRLX526244
02/05/07	02/28/07	000860241	31205	8,400	48,660	(40,260)	-479.3%	COPR	HORWITH	JTLX30111
02/05/07	02/28/07	000860242	31206	66,800	48,320	18,480	27.7%	COPR	HORWITH	JTLX30111
02/05/07	02/28/07	000860243	31207	61,460	49,020	12,440	20.2%	COPR	HORWITH	JTLX30111
02/05/07	02/28/07	000860244	31208	68,100	50,040	18,060	26.5%	COPR	HORWITH	NDYX320343
02/05/07	02/28/07	000860245	31209	8,040	49,520	(41,480)	-515.9%	COPR	HORWITH	NDYX320343
02/05/07	03/07/07	000860246	31210	33,480	48,340	(14,860)	-44.4%	COPR	HORWITH	CEFX35238
02/05/07	02/28/07	000860247	31211	58,920	49,660	9,260	15.7%	COPR	HORWITH	JTLX30111
02/05/07	02/28/07	000860248	31212	65,300	48,820	16,480	25.2%	COPR	HORWITH	NDYX320343
02/05/07	03/07/07	000860249	31213	33,480	49,740	(16,260)	-48.6%	COPR	HORWITH	CEFX35238
02/05/07	02/28/07	000860250	31214	53,880	48,120	5,760	10.7%	COPR	HORWITH	NDYX320343
02/05/07	03/07/07	000860252	31215	66,840	47,340	19,500	29.2%	COPR	HORWITH	CEFX35238
02/05/07	03/07/07	000860253	31216	63,320	50,180	13,140	20.8%	COPR	HORWITH	CEFX35238
02/05/07	03/07/07	000860254	31217	49,780	52,220	(2,440)	-4.9%	COPR	HORWITH	CEFX35839
02/05/07	03/07/07	000860255	31218	67,860	50,580	17,280	25.5%	COPR	HORWITH	CEFX35839
02/05/07	02/28/07	000860256	31219	67,780	50,620	17,160	25.3%	COPR	HORWITH	JTLX278
02/05/07	03/07/07	000860257	31220	68,380	50,560	17,820	26.1%	COPR	HORWITH	CEFX35839
02/05/07	03/07/07	000860258	31221	13,480	50,480	(37,000)	-274.5%	COPR	HORWITH	CEFX35839
02/05/07	03/07/07	000860259	31222	53,960	50,920	3,040	5.6%	COPR	HORWITH	CHUX212
02/05/07	03/07/07	000860260	31223	68,820	51,140	17,680	25.7%	COPR	HORWITH	CHUX212
02/05/07	03/07/07	000860261	31224	76,620	49,480	27,140	35.4%	COPR	HORWITH	CHUX212
02/05/07	03/07/07	000860262	31225	7,960	51,120	(43,160)	-542.2%	COPR	HORWITH	CHUX212
02/05/07	02/28/07	000860263	31226	32,000	50,480	(18,480)	-57.8%	COPR	HORWITH	JTLX278
02/05/07	02/28/07	000860264	31227	68,180	49,440	18,740	27.5%	COPR	HORWITH	JTLX278
02/05/07	02/28/07	000860265	31228	32,000	49,920	(17,920)	-56.0%	COPR	HORWITH	JTLX278
02/05/07	02/28/07	000860266	31229	69,780	51,000	18,780	26.9%	COPR	HORWITH	CEFX35842
02/05/07	02/28/07	000860267	31230	33,320	50,260	(16,940)	-50.8%	COPR	HORWITH	CEFX35842
02/05/07	02/28/07	000860268	31231	66,580	50,760	15,820	23.8%	COPR	HORWITH	CEFX35838
02/05/07	02/28/07	000860269	31232	76,120	50,940	25,180	33.1%	COPR	HORWITH	CEFX35842
02/05/07	02/28/07	000860270	31233	33,340	50,680	(17,340)	-52.0%	COPR	HORWITH	CEFX35842
02/05/07	02/28/07	000860271	31234	66,540	50,400	16,140	24.3%	COPR	HORWITH	CEFX35838
02/05/07	02/28/07	000860272	31235	28,860	50,440	(21,580)	-74.8%	COPR	HORWITH	CEFX35838
02/05/07	02/28/07	000860273	31236	29,540	50,420	(20,880)	-70.7%	COPR	HORWITH	CEFX35838
02/05/07	02/28/07	000860274	31237	37,460	50,780	(13,320)	-35.6%	COPR	HORWITH	CEFX35818
02/05/07	03/13/07	000860275	31238	49,320	49,700	(380)	-0.8%	COPR	HORWITH	NDYX316192
02/05/07	02/28/07	000860276	31239	67,500	52,000	15,500	23.0%	COPR	HORWITH	CEFX35818
02/05/07	02/28/07	000860277	31240	67,540	50,380	17,160	25.4%	COPR	HORWITH	CEFX35818
02/05/07	02/28/07	000860278	31241	36,420	52,340	(15,920)	-43.7%	COPR	HORWITH	CEFX35818
02/05/07	02/28/07	000860279	31242	75,520	50,280	25,240	33.4%	COPR	HORWITH	CEFX35848
02/05/07	02/28/07	000860280	31243	31,020	52,080	(21,060)	-67.9%	COPR	HORWITH	CEFX35848
02/05/07	02/28/07	000860281	31244	66,860	49,960	16,900	25.3%	COPR	HORWITH	CEFX35848
02/05/07	02/28/07	000860282	31245	30,500	51,280	(20,780)	-68.1%	COPR	HORWITH	CEFX35848
02/05/07	03/13/07	000860283	31246	66,820	49,360	17,460	26.1%	COPR	HORWITH	NDYX316192
02/05/07	03/13/07	000860284	31247	15,900	49,400	(33,500)	-210.7%	COPR	HORWITH	NDYX316192
02/05/07	03/13/07	000860285	31248	66,620	49,340	17,280	25.9%	COPR	HORWITH	NDYX316192
02/05/07	03/07/07	000860286	31249	75,720	51,620	24,100	31.8%	COPR	HORWITH	CHUX188
02/05/07	03/07/07	000860287	31250	75,860	50,600	25,260	33.3%	COPR	HORWITH	CHUX188
02/05/07	03/07/07	000860288	31251	25,140	51,500	(26,360)	-104.9%	COPR	HORWITH	CHUX188
02/05/07	03/07/07	000860289	31252	25,160	50,480	(25,320)	-100.6%	COPR	HORWITH	CHUX188

Honeywell

HONEYWELL SA-7 USE HAZARDOUS WASTE TRACKING (2006)										
Date Shipped	Date of Return Manifest	State Manifest	Man. Doc #	Facilty Manifest Weight (lbs)	Estimated Weight (lbs)	Manifest - Estimate (lbs)	Manifest - Estimate (%)	Material	Transporter	RAILCAR #
02/06/07	03/07/07	000860290	31253	32,280	50,960	(18,680)	-57.9%	COPR	HORWITH	NDYX320467
02/06/07	03/07/07	000860291	31254	75,880	49,740	26,140	34.4%	COPR	HORWITH	NDYX320467
02/06/07	03/07/07	000860292	31255	15,880	48,480	(32,600)	-205.3%	COPR	HORWITH	NDYX316099
02/06/07	03/07/07	000860293	31256	66,640	48,840	17,800	26.7%	COPR	HORWITH	NDYX316099
02/06/07	03/07/07	000860294	31257	75,900	50,040	25,860	34.1%	COPR	HORWITH	NDYX320467
02/06/07	03/07/07	000860295	31258	16,440	50,160	(33,720)	-205.1%	COPR	HORWITH	NDYX320467
02/06/07	02/28/07	000860296	31259	45,760	51,700	(5,940)	-13.0%	COPR	HORWITH	NDYX320465
02/06/07	02/28/07	000860297	31260	64,040	49,320	14,720	23.0%	COPR	HORWITH	NDYX320465
02/06/07	02/28/07	000860298	31261	67,280	48,520	18,760	27.9%	COPR	HORWITH	NDYX320465
02/06/07	03/07/07	000860300	31262	66,680	48,560	18,120	27.2%	COPR	HORWITH	NDYX316099
02/06/07	03/07/07	000860301	31263	44,580	47,900	(3,320)	-7.4%	COPR	HORWITH	NDYX316099
02/06/07	02/28/07	000860302	31264	36,720	49,380	(12,660)	-34.5%	COPR	HORWITH	CEFX35841
02/06/07	02/28/07	000860303	31265	26,600	49,940	(23,340)	-87.7%	COPR	HORWITH	NDYX320465
02/06/07	02/28/07	000860304	31266	65,920	50,140	15,780	23.9%	COPR	HORWITH	CEFX35841
02/06/07	02/28/07	000860305	31267	67,640	50,560	17,080	25.3%	COPR	HORWITH	CEFX35841
02/06/07	02/28/07	000860306	31268	25,140	49,460	(24,320)	-96.7%	COPR	HORWITH	CEFX35841
02/06/07	02/28/07	000860307	31269	51,080	50,260	820	1.6%	COPR	HORWITH	CHUX216
02/06/07	02/28/07	000860308	31270	66,920	49,320	17,600	26.3%	COPR	HORWITH	CHUX216
02/06/07	02/28/07	000860309	31271	76,080	50,920	25,160	33.1%	COPR	HORWITH	CHUX216
02/06/07	02/28/07	000860310	31272	46,580	50,600	(4,020)	-8.6%	COPR	HORWITH	JTLX276
02/06/07	02/28/07	000860311	31273	5,240	49,620	(44,380)	-846.9%	COPR	HORWITH	CHUX216
02/06/07	02/28/07	000860312	31274	10,660	51,320	(40,660)	-381.4%	COPR	HORWITH	JTLX276
02/06/07	02/28/07	000860313	31275	67,480	49,960	17,520	26.0%	COPR	HORWITH	JTLX276
02/06/07	02/28/07	000860314	31276	77,000	50,300	26,700	34.7%	COPR	HORWITH	JTLX276
02/06/07	02/28/07	000860315	31277	67,140	50,420	16,720	24.9%	COPR	HORWITH	JTLX4051
02/06/07	02/28/07	000860316	31278	67,440	51,740	15,700	23.3%	COPR	HORWITH	JTLX4051
02/06/07	02/28/07	000860317	31279	66,100	49,600	16,500	25.0%	COPR	HORWITH	JTLX4051
02/06/07	02/28/07	000860318	31280	6,060	50,060	(44,000)	-726.1%	COPR	HORWITH	JTLX4051
02/06/07	02/28/07	000860319	31281	65,500	51,140	14,360	21.9%	COPR	HORWITH	JTLX268
02/06/07	02/28/07	000860320	31282	75,980	52,380	23,600	31.1%	COPR	HORWITH	JTLX268
02/06/07	02/28/07	000860321	31283	51,380	51,060	320	0.6%	COPR	HORWITH	JTLX268
02/06/07	02/28/07	000860322	31284	13,460	48,260	(34,800)	-258.5%	COPR	HORWITH	JTLX268
02/06/07	02/28/07	000860323	31285	67,080	50,000	17,080	25.5%	COPR	HORWITH	JTLX4058
02/06/07	02/28/07	000860324	31286	39,400	49,920	(10,520)	-26.7%	COPR	HORWITH	JTLX4058
02/06/07	02/28/07	000860325	31287	66,720	48,480	18,240	27.3%	COPR	HORWITH	JTLX4058
02/06/07	02/28/07	000860326	31288	19,980	49,680	(29,700)	-148.6%	COPR	HORWITH	JTLX4058
02/06/07	02/28/07	000860327	31289	66,880	51,360	15,520	23.2%	COPR	HORWITH	TILX3189
02/06/07	02/28/07	000860328	31290	67,560	49,900	17,660	26.1%	COPR	HORWITH	TILX3189
02/06/07	02/28/07	000860329	31291	32,060	51,040	(18,980)	-59.2%	COPR	HORWITH	TILX3189
02/06/07	02/28/07	000860330	31292	32,060	50,980	(18,920)	-59.0%	COPR	HORWITH	TILX3189
02/06/07	02/28/07	000860331	31293	77,640	49,280	28,360	36.5%	COPR	HORWITH	NDYX322002
02/07/07	02/28/07	000860333	31294	60,200	51,340	8,860	14.7%	COPR	HORWITH	JTLX30110
02/07/07	02/28/07	000860334	31295	67,680	50,060	17,620	26.0%	COPR	HORWITH	JTLX30110
02/07/07	02/28/07	000860335	31296	61,280	49,580	11,700	19.1%	COPR	HORWITH	NDYX316064
02/07/07	02/28/07	000860336	31297	67,520	49,700	17,820	26.4%	COPR	HORWITH	NDYX316064
02/07/07	02/28/07	000860337	31298	67,420	51,300	16,120	23.9%	COPR	HORWITH	JTLX30110
02/07/07	02/28/07	000860338	31299	7,400	50,480	(43,080)	-582.2%	COPR	HORWITH	JTLX30110
02/07/07	02/28/07	000860339	31300	59,940	50,080	9,860	16.4%	COPR	HORWITH	NRLX585654
02/07/07	02/28/07	000860340	31301	33,800	49,200	(15,400)	-45.6%	COPR	HORWITH	NDYX316064
02/07/07	02/28/07	000860341	31302	12,180	48,120	(35,940)	-295.1%	COPR	HORWITH	NDYX316060
02/07/07	02/28/07	000860342	31303	66,780	50,920	15,860	23.7%	COPR	HORWITH	NRLX585654
02/07/07	02/28/07	000860343	31304	33,820	50,080	(16,260)	-48.1%	COPR	HORWITH	NDYX316064
02/07/07	02/28/07	000860344	31305	38,400	50,500	(12,100)	-31.5%	COPR	HORWITH	NRLX585654
02/07/07	02/28/07	000860345	31306	38,400	50,100	(11,700)	-30.5%	COPR	HORWITH	NRLX585654
02/07/07	02/28/07	000860346	31307	10,300	49,900	(39,600)	-384.5%	COPR	HORWITH	NDYX316060
02/07/07	02/28/07	000860347	31308	65,740	48,480	17,260	26.3%	COPR	HORWITH	NDYX316179
02/07/07	02/28/07	000860348	31309	67,600	50,340	17,260	25.5%	COPR	HORWITH	JTLX30166
02/07/07	02/28/07	000860349	31310	67,060	51,860	15,200	22.7%	COPR	HORWITH	JTLX30166
02/07/07	02/28/07	000860350	31311	61,960	50,240	11,720	18.9%	COPR	HORWITH	JTLX30166
02/07/07	02/28/07	000860351	31312	67,740	48,260	19,480	28.8%	COPR	HORWITH	NDYX316179
02/07/07	02/28/07	000860352	31313	30,900	49,200	(18,300)	-59.2%	COPR	HORWITH	NDYX316179
02/07/07	02/28/07	000860353	31314	30,900	48,240	(17,340)	-56.1%	COPR	HORWITH	NDYX316179
02/07/07	02/28/07	000860354	31315	7,500	50,600	(43,100)	-574.7%	COPR	HORWITH	JTLX30166
02/07/07	02/28/07	000860355	31316	66,700	49,240	17,460	26.2%	COPR	HORWITH	NDYX316060
02/07/07	02/28/07	000860356	31317	67,560	50,640	16,920	25.0%	COPR	HORWITH	CEFX32095
02/07/07	02/28/07	000860357	31318	104,080	50,260	53,820	51.7%	COPR	HORWITH	NDYX316060
02/07/07	02/28/07	000860358	31319	22,560	42,660	(20,100)	-89.1%	COPR	HORWITH	NDYX316177
02/07/07	02/28/07	000860359	31320	64,040	49,760	14,280	22.3%	COPR	HORWITH	NDYX316177
02/07/07	02/28/07	000860360	31321	58,080	46,700	11,380	19.6%	COPR	HORWITH	NDYX316177
02/07/07	02/28/07	000860361	31322	43,700	49,220	(5,520)	-12.6%	COPR	HORWITH	NDYX316177
02/07/07	02/28/07	000860362	31323	22,520	50,800	(28,280)	-125.6%	COPR	HORWITH	NRLX528247
02/07/07	02/28/07	000860363	31324	76,920	49,620	27,300	35.5%	COPR	HORWITH	NRLX528247
02/07/07	02/28/07	000860364	31325	76,560	49,720	26,840	35.1%	COPR	HORWITH	NRLX528247
02/07/07	02/28/07	000860365	31326	24,280	50,260	(25,980)	-107.0%	COPR	HORWITH	NRLX528247

HONEYWELL SA-7 USE HAZARDOUS WASTE TRACKING (2006)										
Date Shipped	Date of Return Manifest	State Manifest	Man. Doc #	Facilty Manifest Weight (lbs)	Estimated Weight (lbs)	Manifest - Estimate (lbs)	Manifest - Estimate (%)	Material	Transporter	RAILCAR #
02/07/07	02/28/07	000860366	31327	51,600	49,240	2,360	4.6%	COPR	HORWITH	CHUX191
02/07/07	02/28/07	000860367	31328	66,480	47,640	18,840	28.3%	COPR	HORWITH	CHUX191
02/07/07	02/28/07	000860368	31329	14,000	50,640	(36,640)	-261.7%	COPR	HORWITH	CHUX191
02/07/07	02/28/07	000860369	31330	66,660	50,080	16,580	24.9%	COPR	HORWITH	CHUX191
02/07/07	02/28/07	000860370	31331	67,560	51,260	16,300	24.1%	COPR	HORWITH	CHUX156
02/07/07	02/28/07	000860371	31332	52,600	50,820	1,780	3.4%	COPR	HORWITH	CHUX156
02/07/07	02/28/07	000860372	31333	76,640	50,880	25,760	33.6%	COPR	HORWITH	CHUX156
02/07/07	02/28/07	000860373	31334	6,060	51,060	(45,000)	-742.6%	COPR	HORWITH	CHUX156
02/07/07	02/28/07	000860374	31335	67,220	50,960	16,260	24.2%	COPR	HORWITH	CEFX32095
02/07/07	02/28/07	000860375	31336	33,680	49,780	(16,100)	-47.8%	COPR	HORWITH	CEFX32095
02/07/07	02/28/07	000860376	31337	33,680	49,740	(16,060)	-47.7%	COPR	HORWITH	CEFX32095
02/07/07	02/28/07	000860377	31338	60,740	46,520	14,220	23.4%	COPR	HORWITH	CEFX35845
02/07/07	02/28/07	000860378	31339	66,780	48,820	17,960	26.9%	COPR	HORWITH	CEFX35845
02/07/07	02/28/07	000860379	31340	33,660	51,600	(17,940)	-53.3%	COPR	HORWITH	CEFX35845
02/07/07	02/28/07	000860380	31341	34,400	49,640	(15,240)	-44.3%	COPR	HORWITH	CEFX35845
02/07/07	02/28/07	000860381	31342	78,080	50,720	27,360	35.0%	COPR	HORWITH	NDYX322002
02/08/07	02/28/07	000860382	31343	58,900	49,780	9,120	15.5%	COPR	HORWITH	HLMX1168
02/08/07	02/28/07	000860384	31344	67,080	50,460	16,620	24.8%	COPR	HORWITH	HLMX1168
02/08/07	02/28/07	000860385	31345	55,260	49,120	6,140	11.1%	COPR	HORWITH	NDYX316023
02/08/07	02/28/07	000860386	31346	76,820	50,200	26,620	34.7%	COPR	HORWITH	CEFX35244
02/08/07	02/28/07	000860387	31347	38,640	50,200	(11,560)	-29.9%	COPR	HORWITH	HLMX1168
02/08/07	02/28/07	000860388	31348	38,620	50,660	(12,040)	-31.2%	COPR	HORWITH	HLMX1168
02/08/07	02/28/07	000860389	31349	64,540	49,120	15,420	23.9%	COPR	HORWITH	NDYX316023
02/08/07	02/28/07	000860390	31350	77,240	50,300	26,940	34.9%	COPR	HORWITH	CEFX35244
02/08/07	02/28/07	000860391	31351	19,900	50,060	(30,160)	-151.6%	COPR	HORWITH	CEFX35244
02/08/07	02/28/07	000860392	31352	19,140	50,880	(31,740)	-165.8%	COPR	HORWITH	CEFX35244
02/08/07	02/28/07	000860393	31353	67,320	49,320	18,000	26.7%	COPR	HORWITH	NDYX316023
02/08/07	02/28/07	000860394	31354	37,500	51,500	(14,000)	-37.3%	COPR	HORWITH	NRLX528187
02/08/07	02/28/07	000860395	31355	8,040	49,860	(41,820)	-520.1%	COPR	HORWITH	NDYX316023
02/08/07	02/28/07	000860396	31356	77,460	50,080	27,380	35.3%	COPR	HORWITH	NRLX528187
02/08/07	02/28/07	000860397	31357	67,040	50,080	16,960	25.3%	COPR	HORWITH	NRLX528187
02/08/07	02/28/07	000860398	31358	18,580	50,100	(31,520)	-169.6%	COPR	HORWITH	NRLX528187
02/08/07	02/28/07	000860399	31359	47,800	50,120	(2,320)	-4.9%	COPR	HORWITH	JTLX50
02/08/07	02/28/07	000860400	31360	67,440	49,880	17,560	26.0%	COPR	HORWITH	JTLX50
02/08/07	02/28/07	000860401	31361	11,360	49,760	(38,400)	-338.0%	COPR	HORWITH	JTLX50
02/08/07	02/28/07	000860402	31362	68,480	48,360	20,120	29.4%	COPR	HORWITH	JTLX50
02/08/07	03/07/07	000860403	31363	55,500	50,260	5,240	9.4%	COPR	HORWITH	MHFX5692
02/08/07	03/07/07	000860404	31364	66,800	50,900	15,900	23.8%	COPR	HORWITH	MHFX5692
02/08/07	03/07/07	000860405	31365	65,780	50,800	14,980	22.8%	COPR	HORWITH	MHFX5692
02/08/07	02/28/07	000860406	31366	23,960	52,320	(28,360)	-118.4%	COPR	HORWITH	NDYX322002
02/08/07	03/07/07	000860407	31367	17,500	50,140	(32,640)	-186.5%	COPR	HORWITH	MHFX5692
02/08/07	03/07/07	000860408	31368	66,940	51,280	15,660	23.4%	COPR	HORWITH	CHUX111
02/08/07	03/07/07	000860409	31369	68,380	51,680	16,700	24.4%	COPR	HORWITH	CHUX111
02/08/07	03/07/07	000860410	31370	30,360	49,260	(18,900)	-62.3%	COPR	HORWITH	CHUX111
02/08/07	03/07/07	000860411	31371	30,340	49,440	(19,100)	-63.0%	COPR	HORWITH	CHUX111
02/08/07	03/07/07	000860412	31372	6,740	50,960	(44,220)	-656.1%	COPR	HORWITH	CHUX262
02/08/07	03/07/07	000860413	31373	67,560	51,060	16,500	24.4%	COPR	HORWITH	CHUX262
02/08/07	03/07/07	000860414	31374	66,340	51,020	15,320	23.1%	COPR	HORWITH	CHUX262
02/08/07	03/07/07	000860415	31375	57,840	50,360	7,480	12.9%	COPR	HORWITH	CHUX262
02/08/07	03/07/07	000860416	31376	18,260	50,480	(32,220)	-176.5%	COPR	HORWITH	CHUX315
02/08/07	03/07/07	000860417	31377	75,460	49,300	26,160	34.7%	COPR	HORWITH	CHUX315
02/08/07	03/07/07	000860418	31378	75,580	50,720	24,860	32.9%	COPR	HORWITH	CHUX315
02/08/07	03/07/07	000860419	31379	28,340	50,300	(21,960)	-77.5%	COPR	HORWITH	CHUX315
02/08/07	03/07/07	000860420	31380	37,560	50,280	(12,720)	-33.9%	COPR	HORWITH	CEFX32072
02/08/07	03/07/07	000860421	31381	66,800	51,100	15,700	23.5%	COPR	HORWITH	CEFX32072
02/08/07	03/07/07	000860422	31382	67,420	49,900	17,520	26.0%	COPR	HORWITH	CEFX32072
02/08/07	03/07/07	000860423	31383	25,400	51,600	(26,200)	-103.1%	COPR	HORWITH	CEFX32072
02/08/07	03/07/07	000860424	31384	51,560	51,060	500	1.0%	COPR	HORWITH	JTLX57
02/08/07	03/07/07	000860425	31385	75,860	49,660	26,200	34.5%	COPR	HORWITH	JTLX57
02/08/07	03/07/07	000860426	31386	33,460	48,900	(15,440)	-46.1%	COPR	HORWITH	JTLX57
02/08/07	03/07/07	000860427	31387	33,460	49,860	(16,400)	-49.0%	COPR	HORWITH	JTLX57
02/08/07	03/07/07	000860428	31388	9,140	52,580	(43,440)	-475.3%	COPR	HORWITH	JTLX188
02/08/07	03/07/07	000860429	31389	65,720	50,440	15,280	23.3%	COPR	HORWITH	JTLX188
02/08/07	03/07/07	000860430	31390	66,700	50,620	16,080	24.1%	COPR	HORWITH	JTLX188
02/08/07	03/07/07	000860431	31391	58,420	49,640	8,780	15.0%	COPR	HORWITH	JTLX188
02/08/07	02/28/07	000860432	31392	23,940	51,640	(27,700)	-115.7%	COPR	HORWITH	NDYX322002
02/09/07	03/07/07	000860433	31393	22,680	49,000	(26,320)	-116.0%	COPR	HORWITH	NDYX316114
02/09/07	03/07/07	000860434	31394	76,580	50,360	26,220	34.2%	COPR	HORWITH	MHFX5688
02/09/07	03/07/07	000860435	31395	75,620	50,920	24,700	32.7%	COPR	HORWITH	MHFX5688
02/09/07	02/28/07	000860436	31396	29,360	48,920	(19,560)	-66.6%	COPR	HORWITH	NDYX316211
02/09/07	03/07/07	000860437	31397	26,480	50,260	(23,780)	-89.8%	COPR	HORWITH	MHFX5688
02/09/07	03/07/07	000860438	31398	26,480	51,100	(24,620)	-93.0%	COPR	HORWITH	MHFX5688
02/09/07	03/07/07	000860439	31399	33,220	51,320	(18,100)	-54.5%	COPR	HORWITH	CHUX166
02/09/07	02/28/07	000860440	31400	76,060	47,700	28,360	37.3%	COPR	HORWITH	NDYX316211

Honeywell

HONEYWELL SA-7 USE HAZARDOUS WASTE TRACKING (2006)										
Date Shipped	Date of Return Manifest	State Manifest	Man. Doc #	Facilty Manifest Weight (lbs)	Estimated Weight (lbs)	Manifest - Estimate (lbs)	Manifest - Estimate (%)	Material	Transporter	RAILCAR #
02/09/07	02/28/07	000860441	31401	76,340	48,540	27,800	36.4%	COPR	HORWITH	NDYX316211
02/09/07	02/28/07	000860442	31402	12,140	49,720	(37,580)	-309.6%	COPR	HORWITH	NDYX316211
02/09/07	03/07/07	000860443	31403	67,140	51,120	16,020	23.9%	COPR	HORWITH	CHUX166
02/09/07	03/07/07	000860444	31404	65,600	50,960	14,640	22.3%	COPR	HORWITH	CHUX166
02/09/07	03/07/07	000860445	31405	37,600	50,480	(12,880)	-34.3%	COPR	HORWITH	CHUX166
02/09/07	03/07/07	000860446	31406	65,420	47,300	18,120	27.7%	COPR	HORWITH	NDYX316114
02/09/07	03/07/07	000860447	31407	39,140	50,360	(11,220)	-28.7%	COPR	HORWITH	JTLX30114
02/09/07	03/07/07	000860448	31408	67,840	43,420	24,420	36.0%	COPR	HORWITH	NDYX316114
02/09/07	03/07/07	000860449	31409	33,220	49,860	(16,640)	-50.1%	COPR	HORWITH	NDYX316114
02/09/07	03/07/07	000860450	31410	75,840	48,260	27,580	36.4%	COPR	HORWITH	JTLX30114
02/09/07	03/07/07	000860451	31411	75,780	48,520	27,260	36.0%	COPR	HORWITH	JTLX30114
02/09/07	03/07/07	000860452	31412	9,940	50,320	(40,380)	-406.2%	COPR	HORWITH	JTLX30114
02/09/07	03/07/07	000860453	31413	56,320	50,000	6,320	11.2%	COPR	HORWITH	CHUX207
02/09/07	03/07/07	000860454	31414	68,080	49,500	18,580	27.3%	COPR	HORWITH	CHUX207
02/09/07	03/07/07	000860455	31415	66,820	51,260	15,560	23.3%	COPR	HORWITH	CHUX207
02/09/07	03/07/07	000860456	31416	10,180	50,940	(40,760)	-400.4%	COPR	HORWITH	CHUX207
02/09/07	03/14/07	000860457	31417	25,140	49,420	(24,280)	-96.6%	COPR	HORWITH	JTLX30172
02/09/07	03/14/07	000860458	31418	76,800	52,040	24,760	32.2%	COPR	HORWITH	JTLX30172
02/09/07	03/14/07	000860459	31419	67,240	51,300	15,940	23.7%	COPR	HORWITH	JTLX30172
02/09/07	03/14/07	000860460	31420	27,160	48,300	(21,140)	-77.8%	COPR	HORWITH	JTLX30172
02/09/07	03/07/07	000860461	31421	66,080	48,200	17,880	27.1%	COPR	HORWITH	NRLX585665
02/09/07	03/07/07	000860462	31422	57,660	49,200	8,460	14.7%	COPR	HORWITH	NRLX585665
02/09/07	03/07/07	000860463	31423	34,640	49,880	(15,240)	-44.0%	COPR	HORWITH	NRLX585665
02/09/07	03/07/07	000860464	31424	34,640	48,540	(13,900)	-40.1%	COPR	HORWITH	NRLX585665
02/09/07	03/07/07	000860465	31425	7,700	49,880	(42,180)	-547.8%	COPR	HORWITH	CHUX256
02/09/07	03/07/07	000860466	31426	76,540	48,740	27,800	36.3%	COPR	HORWITH	CHUX256
02/09/07	03/07/07	000860467	31427	76,020	50,180	25,840	34.0%	COPR	HORWITH	CHUX256
02/09/07	03/07/07	000860468	31428	36,600	49,320	(12,720)	-34.8%	COPR	HORWITH	CHUX256
02/09/07	03/13/07	000860469	31429	29,940	49,240	(19,300)	-64.5%	COPR	HORWITH	CHUX257
02/09/07	03/13/07	000860470	31430	67,040	51,720	15,320	22.9%	COPR	HORWITH	CHUX257
02/09/07	03/13/07	000860471	31431	68,360	51,540	16,820	24.6%	COPR	HORWITH	CHUX257
02/09/07	03/13/07	000860472	31432	32,820	48,340	(15,520)	-47.3%	COPR	HORWITH	CHUX257
02/09/07	03/13/07	000860473	31433	34,060	48,860	(14,800)	-43.5%	COPR	HORWITH	JTLX86
02/09/07	03/07/07	000860474	31434	47,620	47,980	(360)	-0.8%	COPR	HORWITH	CEFX35246
02/09/07	03/07/07	000860475	31435	76,840	51,480	25,360	33.0%	COPR	HORWITH	CEFX35246
02/09/07	03/07/07	000860476	31436	37,920	48,780	(10,860)	-28.6%	COPR	HORWITH	CEFX35246
02/09/07	03/07/07	000860477	31437	34,160	45,840	(11,680)	-34.2%	COPR	HORWITH	HLMX1202
02/09/07	03/07/07	000860478	31438	37,920	49,760	(11,840)	-31.2%	COPR	HORWITH	CEFX35246
02/09/07	03/07/07	000860479	31439	68,200	50,280	17,920	26.3%	COPR	HORWITH	HLMX1202
02/09/07	03/07/07	000860480	31440	66,160	50,480	15,680	23.7%	COPR	HORWITH	HLMX1202
02/09/07	03/07/07	000860481	31441	29,200	51,120	(21,920)	-75.1%	COPR	HORWITH	HLMX1202
02/09/07	03/13/07	000860482	31442	57,620	49,640	7,980	13.8%	COPR	HORWITH	JTLX86
02/09/07	03/13/07	000860483	31443	75,580	49,920	25,660	34.0%	COPR	HORWITH	JTLX86
02/09/07	03/13/07	000860484	31444	34,060	49,420	(15,360)	-45.1%	COPR	HORWITH	JTLX86
02/12/07	03/13/07	000860485	31445	24,580	43,220	(18,640)	-75.8%	COPR	HORWITH	NDYX316105
02/12/07	03/13/07	000860486	31446	75,680	48,340	27,340	36.1%	COPR	HORWITH	NDYX316105
02/12/07	03/13/07	000860487	31447	53,180	45,200	7,980	15.0%	COPR	HORWITH	NDYX316105
02/12/07	03/13/07	000860488	31448	18,740	47,140	(28,400)	-151.5%	COPR	HORWITH	NDYX316105
02/12/07	03/14/07	000860489	31449	25,600	38,580	(12,980)	-50.7%	COPR	HORWITH	NDYX316048
02/12/07	03/14/07	000860490	31450	66,720	48,700	18,020	27.0%	COPR	HORWITH	NDYX316048
02/12/07	03/14/07	000860491	31451	13,440	44,220	(30,780)	-229.0%	COPR	HORWITH	MHFX5628
02/12/07	03/14/07	000860492	31452	66,940	48,840	18,100	27.0%	COPR	HORWITH	MHFX5628
02/12/07	03/14/07	000860493	31453	67,180	48,800	18,380	27.4%	COPR	HORWITH	MHFX5628
02/12/07	04/13/07	000860494	31454	6,180	48,040	(41,860)	-677.3%	COPR	HORWITH	NDYX316238
02/12/07	03/14/07	000860495	31455	43,740	47,500	(3,760)	-8.6%	COPR	HORWITH	MHFX5628
02/12/07	04/13/07	000860496	31456	67,480	48,140	19,340	28.7%	COPR	HORWITH	NDYX316238
02/12/07	03/14/07	000860497	31457	76,640	48,840	27,800	36.3%	COPR	HORWITH	NDYX316048
02/12/07	03/14/07	000860498	31458	16,120	49,680	(33,560)	-208.2%	COPR	HORWITH	NDYX316048
02/12/07	04/13/07	000860499	31459	68,660	47,700	20,960	30.5%	COPR	HORWITH	NDYX316238
02/12/07	04/13/07	000860500	31460	50,840	49,840	1,000	2.0%	COPR	HORWITH	NDYX316238
02/12/07	04/16/07	000860501	31461	66,920	49,820	17,100	25.6%	COPR	HORWITH	CHUX251
02/12/07	04/16/07	000860502	31462	76,260	48,580	27,680	36.3%	COPR	HORWITH	CHUX251
02/12/07	04/16/07	000860503	31463	24,820	50,080	(25,260)	-101.8%	COPR	HORWITH	CHUX251
02/12/07	04/16/07	000860504	31464	24,820	51,220	(26,400)	-106.4%	COPR	HORWITH	CHUX251
02/12/07	03/14/07	000860505	31465	16,960	49,220	(32,260)	-190.2%	COPR	HORWITH	CHUX272
02/12/07	03/14/07	000860506	31466	66,140	51,980	14,160	21.4%	COPR	HORWITH	CHUX272
02/12/07	03/14/07	000860507	31467	75,660	50,940	24,720	32.7%	COPR	HORWITH	CHUX272
02/12/07	03/14/07	000860508	31468	41,920	49,360	(7,440)	-17.7%	COPR	HORWITH	CHUX272
02/12/07	03/14/07	000860509	31469	38,620	50,460	(11,840)	-30.7%	COPR	HORWITH	JTLX274
02/12/07	03/14/07	000860510	31470	67,660	51,480	16,180	23.9%	COPR	HORWITH	JTLX274
02/12/07	03/13/07	000860511	31471	48,180	48,500	(320)	-0.7%	COPR	HORWITH	NDYX316151
02/12/07	03/14/07	000860512	31472	69,220	50,080	19,140	27.7%	COPR	HORWITH	JTLX274
02/12/07	03/13/07	000860513	31473	68,840	49,140	19,700	28.6%	COPR	HORWITH	NDYX316151
02/12/07	03/14/07	000860514	31474	35,900	49,380	(13,480)	-37.5%	COPR	HORWITH	NDYX316092

Honeywell

HONEYWELL SA-7 USE HAZARDOUS WASTE TRACKING (2006)										
Date Shipped	Date of Return Manifest	State Manifest	Man. Doc #	Facilty Manifest Weight (lbs)	Estimated Weight (lbs)	Manifest - Estimate (lbs)	Manifest - Estimate (%)	Material	Transporter	RAILCAR #
02/12/07	03/14/07	000860515	31475	24,640	51,540	(26,900)	-109.2%	COPR	HORWITH	JTLX74
02/12/07	03/14/07	000860516	31476	41,840	51,560	(9,720)	-23.2%	COPR	HORWITH	JTLX274
02/12/07	03/14/07	000860517	31477	62,020	49,780	12,240	19.7%	COPR	HORWITH	NDYX316092
02/12/07	03/14/07	000860518	31478	67,240	51,140	16,100	23.9%	COPR	HORWITH	JTLX74
02/12/07	03/14/07	000860519	31479	68,680	51,940	16,740	24.4%	COPR	HORWITH	JTLX74
02/12/07	03/14/07	000860520	31480	76,620	50,160	26,460	34.5%	COPR	HORWITH	NDYX316092
02/12/07	03/14/07	000860521	31481	24,880	50,840	(25,960)	-104.3%	COPR	HORWITH	NDYX316092
02/12/07	03/13/07	000860522	31482	54,080	50,100	3,980	7.4%	COPR	HORWITH	NDYX316197
02/12/07	03/14/07	000860523	31483	54,440	49,840	4,600	8.4%	COPR	HORWITH	CHUX224
02/12/07	03/13/07	000860524	31484	68,080	49,580	18,500	27.2%	COPR	HORWITH	NDYX316197
02/12/07	03/14/07	000860525	31485	38,620	50,760	(12,140)	-31.4%	COPR	HORWITH	JTLX74
02/12/07	03/14/07	000860526	31486	28,820	49,420	(20,600)	-71.5%	COPR	HORWITH	NDYX316090
02/12/07	03/14/07	000860527	31487	65,960	50,440	15,520	23.5%	COPR	HORWITH	NDYX316090
02/12/07	03/13/07	000860528	31488	76,820	50,120	26,700	34.8%	COPR	HORWITH	NDYX316151
02/12/07	03/13/07	000860529	31489	9,380	50,480	(41,100)	-438.2%	COPR	HORWITH	NDYX316151
02/12/07	03/14/07	000860530	31490	30,580	49,680	(19,100)	-62.5%	COPR	HORWITH	NDYX316090
02/12/07	03/14/07	000860531	31491	67,320	51,880	15,440	22.9%	COPR	HORWITH	NDYX316090
02/12/07	03/13/07	000860532	31492	35,480	51,460	(15,980)	-45.0%	COPR	HORWITH	NDYX316197
02/13/07	03/13/07	000860533	31493	35,480	48,840	(13,360)	-37.7%	COPR	HORWITH	NDYX316197
02/13/07	03/14/07	000860534	31494	68,380	50,260	18,120	26.5%	COPR	HORWITH	CHUX224
02/13/07	03/13/07	000860535	31495	52,120	49,460	2,660	5.1%	COPR	HORWITH	NDYX316055
02/13/07	03/14/07	000860536	31496	12,680	49,860	(37,180)	-293.2%	COPR	HORWITH	CHUX224
02/13/07	03/14/07	000860537	31497	66,260	50,100	16,160	24.4%	COPR	HORWITH	CHUX224
02/13/07	04/18/07	000860538	31498	23,560	49,740	(26,180)	-111.1%	COPR	HORWITH	JTLX266
02/13/07	03/13/07	000860540	31499	51,020	49,580	1,440	2.8%	COPR	HORWITH	NDYX316055
02/13/07	04/18/07	000860541	31500	67,300	50,340	16,960	25.2%	COPR	HORWITH	JTLX266
02/13/07	04/18/07	000860542	31501	67,020	50,340	16,680	24.9%	COPR	HORWITH	JTLX266
02/13/07	03/13/07	000860543	31502	76,020	49,360	26,660	35.1%	COPR	HORWITH	NDYX316055
02/13/07	04/18/07	000860544	31503	38,220	49,480	(11,260)	-29.5%	COPR	HORWITH	JTLX266
02/13/07	03/14/07	000860545	31504	66,080	49,940	16,140	24.4%	COPR	HORWITH	CHUX134
02/13/07	03/14/07	000860546	31505	66,120	48,800	17,320	26.2%	COPR	HORWITH	CHUX134
02/13/07	03/14/07	000860547	31506	29,060	51,740	(22,680)	-78.0%	COPR	HORWITH	CHUX134
02/13/07	03/13/07	000860548	31507	13,620	48,440	(34,820)	-255.7%	COPR	HORWITH	NDYX316055
02/13/07	03/14/07	000860549	31508	29,040	48,820	(19,780)	-68.1%	COPR	HORWITH	CHUX134
02/13/07	03/14/07	000860550	31509	9,460	48,500	(39,040)	-412.7%	COPR	HORWITH	CEFX35835
02/13/07	03/14/07	000860551	31510	67,880	50,360	17,520	25.8%	COPR	HORWITH	CEFX35835
02/13/07	03/14/07	000860552	31511	67,600	49,780	17,820	26.4%	COPR	HORWITH	CEFX35835
02/13/07	03/14/07	000860553	31512	49,820	50,060	(240)	-0.5%	COPR	HORWITH	CEFX35835
02/13/07	03/14/07	000860554	31513	67,000	49,500	17,500	26.1%	COPR	HORWITH	CEFX31067
02/13/07	03/14/07	000860555	31514	76,560	50,360	26,200	34.2%	COPR	HORWITH	CEFX31067
02/13/07	03/14/07	000860556	31515	27,340	49,900	(22,560)	-82.5%	COPR	HORWITH	CEFX31067
02/13/07	03/14/07	000860557	31516	27,320	50,260	(22,940)	-84.0%	COPR	HORWITH	CEFX31067
02/13/07	03/13/07	000860558	31517	21,260	49,760	(28,500)	-134.1%	COPR	HORWITH	NDYX316036
02/13/07	03/13/07	000860559	31518	68,420	48,940	19,480	28.5%	COPR	HORWITH	NDYX316036
02/13/07	03/13/07	000860560	31519	8,100	48,320	(40,220)	-496.5%	COPR	HORWITH	NDYX316133
02/13/07	03/13/07	000860561	31520	66,920	48,580	18,340	27.4%	COPR	HORWITH	NDYX316133
02/13/07	03/13/07	000860562	31521	67,020	50,480	16,540	24.7%	COPR	HORWITH	NDYX316133
02/13/07	03/14/07	000860563	31522	14,720	50,720	(36,000)	-244.6%	COPR	HORWITH	CHUX113
02/13/07	03/13/07	000860564	31523	52,180	50,280	1,900	3.6%	COPR	HORWITH	NDYX316133
02/13/07	03/14/07	000860565	31524	67,180	51,020	16,160	24.1%	COPR	HORWITH	CHUX113
02/13/07	03/14/07	000860566	31525	67,920	51,620	16,300	24.0%	COPR	HORWITH	CHUX113
02/13/07	03/14/07	000860567	31526	53,760	52,000	1,760	3.3%	COPR	HORWITH	CHUX113
02/13/07	03/14/07	000860568	31527	55,560	52,280	3,280	5.9%	COPR	HORWITH	JTLX30162
02/13/07	03/14/07	000860569	31528	66,620	51,260	15,360	23.1%	COPR	HORWITH	JTLX30162
02/13/07	03/13/07	000860570	31529	67,540	50,520	17,020	25.2%	COPR	HORWITH	NDYX316036
02/13/07	03/13/07	000860571	31530	36,840	49,120	(12,280)	-33.3%	COPR	HORWITH	NDYX316036
02/13/07	03/14/07	000860572	31531	10,580	50,580	(40,000)	-378.1%	COPR	HORWITH	NDYX316003
02/13/07	03/14/07	000860573	31532	36,140	50,800	(14,660)	-40.6%	COPR	HORWITH	NDYX316223
02/13/07	03/14/07	000860574	31533	77,180	49,480	27,700	35.9%	COPR	HORWITH	NDYX316003
02/13/07	03/14/07	000860575	31534	76,060	49,260	26,800	35.2%	COPR	HORWITH	NDYX316223
02/13/07	03/14/07	000860576	31535	66,620	48,720	17,900	26.9%	COPR	HORWITH	NDYX316003
02/13/07	03/14/07	000860577	31536	40,740	50,560	(9,820)	-24.1%	COPR	HORWITH	NDYX316003
02/13/07	03/14/07	000860578	31537	66,940	50,700	16,240	24.3%	COPR	HORWITH	NDYX316223
02/13/07	03/14/07	000860579	31538	17,500	49,840	(32,340)	-184.8%	COPR	HORWITH	NDYX316223
02/13/07	03/14/07	000860580	31539	67,340	50,960	16,380	24.3%	COPR	HORWITH	JTLX30162
02/13/07	03/14/07	000860581	31540	15,560	50,700	(35,140)	-225.8%	COPR	HORWITH	JTLX30162
02/15/07	03/14/07	000860582	31541	66,440	48,360	18,080	27.2%	COPR	HORWITH	NRLX526199
02/15/07	03/14/07	000860583	31542	66,320	48,100	18,220	27.5%	COPR	HORWITH	NRLX526199
02/15/07	03/14/07	000860584	31543	30,560	48,680	(18,120)	-59.3%	COPR	HORWITH	NRLX526199
02/15/07	03/14/07	000860585	31544	30,540	49,820	(19,280)	-63.1%	COPR	HORWITH	NRLX526199
02/15/07	03/14/07	000860586	31545	37,420	49,220	(11,800)	-31.5%	COPR	HORWITH	CHUX116
02/15/07	03/14/07	000860588	31546	75,720	47,900	27,820	36.7%	COPR	HORWITH	CHUX116
02/15/07	03/14/07	000860589	31547	38,140	49,200	(11,060)	-29.0%	COPR	HORWITH	CHUX116
02/15/07	03/14/07	000860590	31548	38,120	48,620	(10,500)	-27.5%	COPR	HORWITH	CHUX116

HONEYWELL SA-7 USE HAZARDOUS WASTE TRACKING (2006)										
Date Shipped	Date of Return Manifest	State Manifest	Man. Doc #	Facilty Manifest Weight (lbs)	Estimated Weight (lbs)	Manifest - Estimate (lbs)	Manifest - Estimate (%)	Material	Transporter	RAILCAR #
02/15/07	03/14/07	000860591	31549	66,000	48,860	17,140	26.0%	COPR	HORWITH	JTLX260
02/15/07	03/14/07	000860592	31550	66,160	49,600	16,560	25.0%	COPR	HORWITH	JTLX260
02/15/07	03/14/07	000860593	31551	33,000	49,360	(16,360)	-49.6%	COPR	HORWITH	JTLX260
02/15/07	03/14/07	000860594	31552	32,980	48,400	(15,420)	-46.8%	COPR	HORWITH	JTLX260
02/15/07	03/14/07	000860595	31553	66,000	51,340	14,660	22.2%	COPR	HORWITH	CHUX211
02/15/07	03/14/07	000860596	31554	76,620	48,500	28,120	36.7%	COPR	HORWITH	CHUX211
02/15/07	03/14/07	000860597	31555	27,200	50,460	(23,260)	-85.5%	COPR	HORWITH	CHUX211
02/15/07	03/14/07	000860598	31556	27,180	50,040	(22,860)	-84.1%	COPR	HORWITH	CHUX211
02/15/07	03/14/07	000860599	31557	11,940	48,540	(36,600)	-306.5%	COPR	HORWITH	NRLX526287
02/15/07	03/14/07	000860600	31558	66,620	50,440	16,180	24.3%	COPR	HORWITH	NRLX526287
02/15/07	03/14/07	000860601	31559	66,860	49,620	17,240	25.8%	COPR	HORWITH	NRLX526287
02/15/07	03/14/07	000860602	31560	49,380	48,100	1,280	2.6%	COPR	HORWITH	NRLX526287
02/15/07	03/14/07	000860603	31561	67,480	51,140	16,340	24.2%	COPR	HORWITH	CEFX32187
02/15/07	03/14/07	000860604	31562	68,280	50,160	18,120	26.5%	COPR	HORWITH	CEFX32187
02/15/07	03/14/07	000860605	31563	29,660	49,500	(19,840)	-66.9%	COPR	HORWITH	CEFX32187
02/15/07	03/14/07	000860606	31564	29,660	44,540	(14,880)	-50.2%	COPR	HORWITH	CEFX32187
02/15/07	03/14/07	000860607	31565	63,460	47,380	16,080	25.3%	COPR	HORWITH	JTLX234
02/15/07	03/14/07	000860608	31566	65,980	47,940	18,040	27.3%	COPR	HORWITH	NDYX316083
02/15/07	03/14/07	000860609	31567	64,160	47,660	16,500	25.7%	COPR	HORWITH	NDYX316083
02/15/07	03/14/07	000860610	31568	31,760	50,380	(18,620)	-58.6%	COPR	HORWITH	NDYX316083
02/15/07	03/14/07	000860611	31569	31,740	48,680	(16,940)	-53.4%	COPR	HORWITH	NDYX316083
02/15/07	03/14/07	000860612	31570	65,980	52,000	13,980	21.2%	COPR	HORWITH	JTLX234
02/15/07	03/14/07	000860613	31571	26,600	49,000	(22,400)	-84.2%	COPR	HORWITH	NDYX316152
02/15/07	03/14/07	000860614	31572	76,820	49,580	27,240	35.5%	COPR	HORWITH	NDYX316152
02/15/07	03/14/07	000860615	31573	33,300	51,300	(18,000)	-54.1%	COPR	HORWITH	JTLX234
02/15/07	03/14/07	000860616	31574	66,240	49,660	16,580	25.0%	COPR	HORWITH	NDYX316152
02/15/07	03/14/07	000860617	31575	33,280	49,320	(16,040)	-48.2%	COPR	HORWITH	JTLX234
02/15/07	03/14/07	000860618	31576	66,320	50,680	15,640	23.6%	COPR	HORWITH	CHUX243
02/15/07	03/14/07	000860619	31577	67,120	50,420	16,700	24.9%	COPR	HORWITH	CHUX243
02/15/07	03/14/07	000860620	31578	35,420	51,200	(15,780)	-44.6%	COPR	HORWITH	CHUX243
02/15/07	03/14/07	000860621	31579	50,380	51,220	(840)	-1.7%	COPR	HORWITH	CHUX133
02/15/07	03/14/07	000860622	31580	29,400	50,680	(21,280)	-72.4%	COPR	HORWITH	CHUX243
02/15/07	03/14/07	000860623	31581	31,400	48,740	(17,340)	-55.2%	COPR	HORWITH	NDYX316152
02/15/07	03/14/07	000860624	31582	75,820	48,620	27,200	35.9%	COPR	HORWITH	NDYX316128
02/15/07	03/14/07	000860625	31583	67,160	51,020	16,140	24.0%	COPR	HORWITH	CHUX133
02/15/07	03/14/07	000860626	31584	66,420	50,000	16,420	24.7%	COPR	HORWITH	NDYX316128
02/15/07	03/14/07	000860627	31585	75,600	51,360	24,240	32.1%	COPR	HORWITH	CHUX133
02/15/07	03/14/07	000860628	31586	16,480	49,620	(33,140)	-201.1%	COPR	HORWITH	NDYX316128
02/15/07	03/14/07	000860629	31587	13,000	50,420	(37,420)	-287.8%	COPR	HORWITH	CHUX133
02/15/07	03/14/07	000860630	31588	42,380	49,380	(7,000)	-16.5%	COPR	HORWITH	NDYX316128
02/15/07	03/14/07	000860631	31589	62,020	50,000	12,020	19.4%	COPR	HORWITH	NDYX316098
02/16/07	03/14/07	000860632	31590	76,920	49,220	27,700	36.0%	COPR	HORWITH	NDYX316098
02/16/07	03/14/07	000860633	31591	29,620	49,700	(20,080)	-67.8%	COPR	HORWITH	NDYX316098
02/16/07	03/14/07	000860634	31592	29,640	48,360	(18,720)	-63.2%	COPR	HORWITH	NDYX316098
02/16/07	03/14/07	000860635	31593	52,160	51,140	1,020	2.0%	COPR	HORWITH	DJLX98531
02/16/07	03/14/07	000860636	31594	67,240	50,420	16,820	25.0%	COPR	HORWITH	DJLX98531
02/16/07	03/14/07	000860637	31595	67,120	50,020	17,100	25.5%	COPR	HORWITH	DJLX98531
02/16/07	03/14/07	000860638	31596	14,540	49,220	(34,680)	-238.5%	COPR	HORWITH	DJLX98531
02/16/07	03/14/07	000860639	31597	8,080	49,540	(41,460)	-513.1%	COPR	HORWITH	CHUX258
02/16/07	03/14/07	000860640	31598	75,560	48,760	26,800	35.5%	COPR	HORWITH	CHUX258
02/16/07	03/14/07	000860641	31599	66,080	48,800	17,280	26.2%	COPR	HORWITH	CHUX258
02/16/07	03/14/07	000860642	31600	46,420	48,700	(2,280)	-4.9%	COPR	HORWITH	CHUX258
02/16/07	03/14/07	000860643	31601	21,840	50,400	(28,560)	-130.8%	COPR	HORWITH	CHUX295
02/16/07	03/14/07	000860644	31602	67,600	52,120	15,480	22.9%	COPR	HORWITH	CHUX295
02/16/07	03/14/07	000860645	31603	66,260	51,180	15,080	22.8%	COPR	HORWITH	CHUX295
02/16/07	03/14/07	000860646	31604	51,080	51,700	(620)	-1.2%	COPR	HORWITH	CHUX295
02/16/07	03/14/07	000860647	31605	75,600	50,160	25,440	33.7%	COPR	HORWITH	CHUX311
02/16/07	03/14/07	000860648	31606	66,020	49,120	16,900	25.6%	COPR	HORWITH	MHFX5770
02/16/07	03/14/07	000860649	31607	76,320	51,040	25,280	33.1%	COPR	HORWITH	CHUX311
02/16/07	03/14/07	000860650	31608	25,020	50,320	(25,300)	-101.1%	COPR	HORWITH	CHUX311
02/16/07	03/14/07	000860651	31609	24,260	49,460	(25,200)	-103.9%	COPR	HORWITH	CHUX311
02/16/07	03/14/07	000860652	31610	36,480	47,960	(11,480)	-31.5%	COPR	HORWITH	MHFX5632
02/16/07	03/14/07	000860653	31611	66,220	46,440	19,780	29.9%	COPR	HORWITH	MHFX5632
02/16/07	03/14/07	000860654	31612	26,540	50,600	(24,060)	-90.7%	COPR	HORWITH	MHFX5632
02/16/07	03/14/07	000860655	31613	65,940	48,520	17,420	26.4%	COPR	HORWITH	MHFX5632
02/16/07	03/14/07	000860656	31614	29,860	49,680	(19,820)	-66.4%	COPR	HORWITH	CHUX307
02/16/07	03/14/07	000860657	31615	67,120	51,220	15,900	23.7%	COPR	HORWITH	CHUX307
02/16/07	03/14/07	000860658	31616	66,000	51,120	14,880	22.5%	COPR	HORWITH	CHUX307
02/16/07	03/14/07	000860659	31617	37,040	50,120	(13,080)	-35.3%	COPR	HORWITH	CHUX307
02/16/07	03/28/07	000860660	31618	23,760	49,780	(26,020)	-109.5%	COPR	HORWITH	JTLX270
02/16/07	03/28/07	000860661	31619	76,180	49,200	26,980	35.4%	COPR	HORWITH	JTLX270
02/16/07	03/28/07	000860662	31620	75,660	51,100	24,560	32.5%	COPR	HORWITH	JTLX270
02/16/07	03/28/07	000860663	31621	21,200	50,440	(29,240)	-137.9%	COPR	HORWITH	JTLX270
02/16/07	03/14/07	000860664	31622	67,240	49,900	17,340	25.8%	COPR	HORWITH	HLMX1274

Honeywell

HONEYWELL SA-7 USE HAZARDOUS WASTE TRACKING (2006)										
Date Shipped	Date of Return Manifest	State Manifest	Man. Doc #	Facilty Manifest Weight (lbs)	Estimated Weight (lbs)	Manifest - Estimate (lbs)	Manifest - Estimate (%)	Material	Transporter	RAILCAR #
02/16/07	03/14/07	000860665	31623	51,200	49,620	1,580	3.1%	COPR	HORWITH	NDYX316047
02/16/07	03/14/07	000860666	31624	75,840	50,600	25,240	33.3%	COPR	HORWITH	HLMX1274
02/16/07	03/14/07	000860667	31625	65,580	48,520	17,060	26.0%	COPR	HORWITH	NDYX316047
02/16/07	03/14/07	000860668	31626	33,200	50,660	(17,460)	-52.6%	COPR	HORWITH	HLMX1274
02/16/07	03/14/07	000860669	31627	51,480	51,420	60	0.1%	COPR	HORWITH	MHFX5770
02/16/07	03/14/07	000860670	31628	33,220	51,600	(18,380)	-55.3%	COPR	HORWITH	HLMX1274
02/16/07	03/14/07	000860671	31629	15,380	49,340	(33,960)	-220.8%	COPR	HORWITH	NDYX316047
02/16/07	03/14/07	000860672	31630	66,060	48,760	17,300	26.2%	COPR	HORWITH	NDYX316047
02/16/07	03/14/07	000860673	31631	9,160	50,700	(41,540)	-453.5%	COPR	HORWITH	MHFX5770
02/16/07	03/14/07	000860674	31632	75,840	49,000	26,840	35.4%	COPR	HORWITH	MHFX5770
02/16/07	03/14/07	000860675	31633	75,580	50,000	25,580	33.8%	COPR	HORWITH	CEFX33434
02/16/07	03/14/07	000860676	31634	38,560	51,380	(12,820)	-33.2%	COPR	HORWITH	CEFX33434
02/16/07	03/14/07	000860677	31635	76,560	50,280	26,280	34.3%	COPR	HORWITH	CEFX33434
02/16/07	03/14/07	000860678	31636	14,460	50,360	(35,900)	-248.3%	COPR	HORWITH	CEFX33434
02/16/07	03/28/07	000860679	31637	37,100	50,400	(13,300)	-35.8%	COPR	HORWITH	CHUX192
02/20/07	03/21/07	000860680	31638	56,680	49,480	7,200	12.7%	COPR	HORWITH	NDYX316085
02/20/07	03/21/07	000860681	31639	75,860	49,260	26,600	35.1%	COPR	HORWITH	NDYX316085
02/20/07	03/21/07	000860682	31640	75,960	48,300	27,660	36.4%	COPR	HORWITH	NDYX316184
02/20/07	03/21/07	000860683	31641	33,860	50,060	(16,200)	-47.8%	COPR	HORWITH	NDYX316085
02/20/07	03/21/07	000860684	31642	33,860	49,200	(15,340)	-45.3%	COPR	HORWITH	NDYX316085
02/20/07	03/21/07	000860685	31643	68,040	51,160	16,880	24.8%	COPR	HORWITH	JTLX30144
02/20/07	03/21/07	000860686	31644	32,460	50,240	(17,780)	-54.8%	COPR	HORWITH	JTLX30144
02/20/07	03/21/07	000860687	31645	75,880	50,600	25,280	33.3%	COPR	HORWITH	JTLX30144
02/20/07	03/21/07	000860688	31646	25,520	50,520	(25,000)	-98.0%	COPR	HORWITH	JTLX30144
02/20/07	03/21/07	000860689	31647	41,640	50,340	(8,700)	-20.9%	COPR	HORWITH	CHUX284
02/20/07	03/21/07	000860690	31648	66,400	51,020	15,380	23.2%	COPR	HORWITH	CHUX284
02/20/07	03/21/07	000860691	31649	76,280	52,120	24,160	31.7%	COPR	HORWITH	CHUX284
02/20/07	03/21/07	000860692	31650	75,900	52,100	23,800	31.4%	COPR	HORWITH	CHUX117
02/20/07	03/21/07	000860693	31651	67,240	51,480	15,760	23.4%	COPR	HORWITH	CHUX117
02/20/07	03/21/07	000860694	31652	76,320	49,740	26,580	34.8%	COPR	HORWITH	NDYX316184
02/20/07	03/21/07	000860695	31653	19,920	50,060	(30,140)	-151.3%	COPR	HORWITH	CHUX284
02/20/07	03/21/07	000860696	31654	21,140	49,660	(28,520)	-134.9%	COPR	HORWITH	NDYX316184
02/20/07	03/21/07	000860697	31655	29,920	52,260	(22,340)	-74.7%	COPR	HORWITH	CHUX117
02/20/07	03/21/07	000860698	31656	21,880	48,020	(26,140)	-119.5%	COPR	HORWITH	NDYX316184
02/20/07	03/21/07	000860699	31657	68,740	50,820	17,920	26.1%	COPR	HORWITH	CHUX165
02/20/07	03/21/07	000860700	31658	29,940	49,960	(20,020)	-66.9%	COPR	HORWITH	CHUX117
02/20/07	03/21/07	000860701	31659	28,580	50,240	(21,660)	-75.8%	COPR	HORWITH	CHUX165
02/20/07	03/21/07	000860702	31660	76,280	50,920	25,360	33.2%	COPR	HORWITH	CHUX165
02/20/07	03/21/07	000860703	31661	28,600	50,640	(22,040)	-77.1%	COPR	HORWITH	CHUX165
02/20/07	03/21/07	000860704	31662	67,820	48,800	19,020	28.0%	COPR	HORWITH	CHUX208
02/20/07	03/21/07	000860705	31663	73,540	41,860	31,680	43.1%	COPR	HORWITH	CHUX208
02/20/07	03/21/07	000860706	31664	19,160	47,440	(28,280)	-147.6%	COPR	HORWITH	CHUX208
02/20/07	03/21/07	000860707	31665	19,140	48,480	(29,340)	-153.3%	COPR	HORWITH	CHUX208
02/20/07	03/28/07	000860708	31666	30,080	45,900	(15,820)	-52.6%	COPR	HORWITH	CHUX155
02/20/07	03/28/07	000860709	31667	76,560	48,920	27,640	36.1%	COPR	HORWITH	CHUX155
02/20/07	03/21/07	000860710	31668	61,500	49,240	12,260	19.9%	COPR	HORWITH	CHUX144
02/20/07	03/21/07	000860711	31669	76,060	48,620	27,440	36.1%	COPR	HORWITH	CHUX144
02/20/07	03/28/07	000860716	31670	15,080	51,600	(36,520)	-242.2%	COPR	HORWITH	CHUX155
02/20/07	03/21/07	000860717	31671	34,100	51,120	(17,020)	-49.9%	COPR	HORWITH	CHUX144
02/20/07	03/28/07	000860718	31672	76,160	50,840	25,320	33.2%	COPR	HORWITH	CHUX155
02/20/07	03/21/07	000860719	31673	34,120	51,240	(17,120)	-50.2%	COPR	HORWITH	CHUX144
02/20/07	03/21/07	000860720	31674	48,360	49,420	(1,060)	-2.2%	COPR	HORWITH	CHUX105
02/20/07	03/21/07	000860721	31675	67,320	50,200	17,120	25.4%	COPR	HORWITH	CHUX105
02/20/07	03/21/07	000860722	31676	76,400	51,080	25,320	33.1%	COPR	HORWITH	CHUX105
02/20/07	03/21/07	000860723	31677	15,380	51,560	(36,180)	-235.2%	COPR	HORWITH	CHUX105
02/20/07	03/21/07	000860724	31678	75,840	51,080	24,760	32.6%	COPR	HORWITH	CEFX35837
02/20/07	03/21/07	000860725	31679	20,100	51,180	(31,080)	-154.6%	COPR	HORWITH	CEFX35837
02/20/07	03/21/07	000860726	31680	76,740	50,380	26,360	34.3%	COPR	HORWITH	CEFX35837
02/20/07	03/21/07	000860727	31681	39,660	50,760	(11,100)	-28.0%	COPR	HORWITH	CEFX35837
02/20/07	03/21/07	000860728	31682	28,720	51,300	(22,580)	-78.6%	COPR	HORWITH	CEFX35834
02/20/07	03/21/07	000860729	31683	67,920	52,160	15,760	23.2%	COPR	HORWITH	CEFX35834
02/20/07	03/21/07	000860730	31684	76,360	47,440	28,920	37.9%	COPR	HORWITH	CEFX35834
02/20/07	03/21/07	000860731	31685	18,800	52,720	(33,920)	-180.4%	COPR	HORWITH	CEFX35834
02/21/07	03/28/07	000860732	31686	25,220	51,840	(26,620)	-105.6%	COPR	HORWITH	CHUX110
02/21/07	03/28/07	000860733	31687	68,100	51,460	16,640	24.4%	COPR	HORWITH	CHUX110
02/21/07	03/28/07	000860734	31688	68,540	48,260	20,280	29.6%	COPR	HORWITH	CHUX110
02/21/07	03/21/07	000860735	31689	68,600	49,760	18,840	27.5%	COPR	HORWITH	CHUX201
02/21/07	03/28/07	000860736	31690	40,240	51,920	(11,680)	-29.0%	COPR	HORWITH	CHUX110
02/21/07	03/21/07	000860737	31691	76,580	47,420	29,160	38.1%	COPR	HORWITH	CHUX201
02/21/07	03/21/07	000860738	31692	26,060	50,460	(24,400)	-93.6%	COPR	HORWITH	CHUX201
02/21/07	03/21/07	000860739	31693	26,040	49,680	(23,640)	-90.8%	COPR	HORWITH	CHUX201
02/21/07	03/21/07	000860740	31694	16,460	51,440	(34,980)	-212.5%	COPR	HORWITH	CHUX106
02/21/07	03/21/07	000860741	31695	67,200	50,740	16,460	24.5%	COPR	HORWITH	CHUX106
02/21/07	03/21/07	000860742	31696	66,780	50,240	16,540	24.8%	COPR	HORWITH	CHUX106

Honeywell

HONEYWELL SA-7 USE HAZARDOUS WASTE TRACKING (2006)										
Date Shipped	Date of Return Manifest	State Manifest	Man. Doc #	Facilty Manifest Weight (lbs)	Estimated Weight (lbs)	Manifest - Estimate (lbs)	Manifest - Estimate (%)	Material	Transporter	RAILCAR #
02/21/07	03/21/07	000860743	31697	52,260	51,880	380	0.7%	COPR	HORWITH	CHUX106
02/21/07	03/21/07	000860744	31698	14,740	51,540	(36,800)	-249.7%	COPR	HORWITH	JTLX240
02/21/07	03/21/07	000860745	31699	68,540	50,320	18,220	26.6%	COPR	HORWITH	JTLX240
02/21/07	03/21/07	000860746	31700	67,340	51,840	15,500	23.0%	COPR	HORWITH	JTLX240
02/21/07	03/21/07	000860747	31701	54,600	50,320	4,280	7.8%	COPR	HORWITH	JTLX240
02/21/07	03/21/07	000860748	31702	22,300	49,980	(27,680)	-124.1%	COPR	HORWITH	JTLX30147
02/21/07	03/21/07	000860749	31703	68,360	49,440	18,920	27.7%	COPR	HORWITH	JTLX30147
02/21/07	03/21/07	000860750	31704	66,300	49,340	16,960	25.6%	COPR	HORWITH	JTLX30147
02/21/07	03/21/07	000860751	31705	41,680	49,680	(8,000)	-19.2%	COPR	HORWITH	JTLX30147
02/21/07	03/21/07	000860752	31706	25,540	51,860	(26,320)	-103.1%	COPR	HORWITH	MHFX5600
02/21/07	03/21/07	000860753	31707	67,140	49,360	17,780	26.5%	COPR	HORWITH	MHFX5600
02/21/07	03/21/07	000860754	31708	67,260	50,820	16,440	24.4%	COPR	HORWITH	MHFX5600
02/21/07	03/21/07	000860755	31709	39,240	47,780	(8,540)	-21.8%	COPR	HORWITH	MHFX5600
02/21/07	03/28/07	000860756	31710	52,580	50,020	2,560	4.9%	COPR	HORWITH	NDYX316045
02/21/07	03/28/07	000860757	31711	68,120	49,580	18,540	27.2%	COPR	HORWITH	NDYX316045
02/21/07	03/28/07	000860758	31712	67,840	48,560	19,280	28.4%	COPR	HORWITH	NDYX316045
02/21/07	03/28/07	000860759	31713	10,100	50,240	(40,140)	-397.4%	COPR	HORWITH	NDYX316045
02/21/07	03/28/07	000860760	31714	68,480	51,480	17,000	24.8%	COPR	HORWITH	CHUX192
02/21/07	03/28/07	000860761	31715	22,700	50,440	(27,740)	-122.2%	COPR	HORWITH	NDYX316141
02/21/07	03/28/07	000860762	31716	36,520	50,640	(14,120)	-38.7%	COPR	HORWITH	NDYX316144
02/21/07	03/28/07	000860763	31717	67,680	49,740	17,940	26.5%	COPR	HORWITH	NDYX316141
02/21/07	03/28/07	000860764	31718	68,660	50,020	18,640	27.1%	COPR	HORWITH	NDYX316141
02/21/07	03/28/07	000860765	31719	31,120	49,060	(17,940)	-57.6%	COPR	HORWITH	NDYX316141
02/21/07	03/28/07	000860766	31720	44,960	51,300	(6,340)	-14.1%	COPR	HORWITH	JTLX30167
02/21/07	03/28/07	000860767	31721	75,580	51,660	23,920	31.6%	COPR	HORWITH	JTLX30167
02/21/07	03/28/07	000860768	31722	66,460	48,960	17,500	26.3%	COPR	HORWITH	NDYX316144
02/21/07	03/28/07	000860769	31723	66,480	49,540	16,940	25.5%	COPR	HORWITH	NDYX316144
02/21/07	03/28/07	000860770	31724	31,240	50,720	(19,480)	-62.4%	COPR	HORWITH	NDYX316144
02/21/07	03/28/07	000860771	31725	67,020	51,120	15,900	23.7%	COPR	HORWITH	JTLX30167
02/21/07	03/28/07	000860772	31726	22,520	51,260	(28,740)	-127.6%	COPR	HORWITH	JTLX30167
02/22/07	03/21/07	000860774	31727	32,200	49,620	(17,420)	-54.1%	COPR	HORWITH	NDYX316109
02/22/07	03/21/07	000860775	31728	31,880	50,800	(18,920)	-59.3%	COPR	HORWITH	JTLX30135
02/22/07	03/21/07	000860778	31729	68,240	48,940	19,300	28.3%	COPR	HORWITH	NDYX316109
02/22/07	03/21/07	000860779	31730	68,000	48,640	19,360	28.5%	COPR	HORWITH	NDYX316109
02/22/07	03/21/07	000860780	31731	30,380	48,860	(18,480)	-60.8%	COPR	HORWITH	NDYX316109
02/22/07	03/21/07	000860781	31732	67,920	50,620	17,300	25.5%	COPR	HORWITH	JTLX30135
02/22/07	03/21/07	000860782	31733	66,700	50,380	16,320	24.5%	COPR	HORWITH	JTLX30135
02/22/07	03/21/07	000860783	31734	34,200	50,740	(16,540)	-48.4%	COPR	HORWITH	JTLX30135
02/22/07	03/28/07	000860784	31735	60,300	51,340	8,960	14.9%	COPR	HORWITH	JTLX275
02/22/07	03/21/07	000860785	31736	67,020	49,000	18,020	26.9%	COPR	HORWITH	NDYX316132
02/22/07	03/28/07	000860786	31737	67,700	51,480	16,220	24.0%	COPR	HORWITH	JTLX275
02/22/07	03/28/07	000860787	31738	38,040	50,620	(12,580)	-33.1%	COPR	HORWITH	JTLX275
02/22/07	03/28/07	000860788	31739	38,040	50,360	(12,320)	-32.4%	COPR	HORWITH	JTLX275
02/22/07	03/21/07	000860789	31740	76,660	51,540	25,120	32.8%	COPR	HORWITH	CHUX180
02/22/07	03/21/07	000860790	31741	66,080	49,700	16,380	24.8%	COPR	HORWITH	NDYX316132
02/22/07	03/21/07	000860791	31742	33,100	49,800	(16,700)	-50.5%	COPR	HORWITH	NDYX316132
02/22/07	03/21/07	000860792	31743	76,840	50,700	26,140	34.0%	COPR	HORWITH	CHUX180
02/22/07	03/21/07	000860793	31744	33,120	49,740	(16,620)	-50.2%	COPR	HORWITH	NDYX316132
02/22/07	03/21/07	000860794	31745	24,820	50,300	(25,480)	-102.7%	COPR	HORWITH	CHUX180
02/22/07	03/21/07	000860795	31746	24,820	51,500	(26,680)	-107.5%	COPR	HORWITH	CHUX180
02/22/07	03/21/07	000860796	31747	75,780	50,860	24,920	32.9%	COPR	HORWITH	JTLX30159
02/22/07	03/21/07	000860797	31748	17,440	50,780	(33,340)	-191.2%	COPR	HORWITH	JTLX30159
02/22/07	03/21/07	000860798	31749	67,980	52,460	15,520	22.8%	COPR	HORWITH	JTLX30159
02/22/07	03/21/07	000860799	31750	44,860	51,960	(7,100)	-15.8%	COPR	HORWITH	JTLX30159
02/22/07	03/28/07	000860800	31751	66,300	51,500	14,800	22.3%	COPR	HORWITH	CHUX192
02/22/07	03/28/07	000860801	31752	31,900	51,800	(19,900)	-62.4%	COPR	HORWITH	CHUX192
02/22/07	03/21/07	000860802	31753	37,200	49,720	(12,520)	-33.7%	COPR	HORWITH	NDYX316016
02/22/07	03/21/07	000860803	31754	66,540	49,860	16,680	25.1%	COPR	HORWITH	NDYX316016
02/22/07	03/21/07	000860804	31755	27,260	51,700	(24,440)	-89.7%	COPR	HORWITH	JTLX192
02/22/07	03/21/07	000860805	31756	67,300	51,800	15,500	23.0%	COPR	HORWITH	JTLX192
02/22/07	03/21/07	000860806	31757	67,060	50,760	16,300	24.3%	COPR	HORWITH	JTLX192
02/22/07	03/21/07	000860807	31758	44,960	52,480	(7,520)	-16.7%	COPR	HORWITH	JTLX192
02/22/07	03/21/07	000860808	31759	34,200	50,400	(16,200)	-47.4%	COPR	HORWITH	CHUX235
02/22/07	03/21/07	000860809	31760	66,400	49,620	16,780	25.3%	COPR	HORWITH	CHUX235
02/22/07	03/21/07	000860810	31761	76,820	51,600	25,220	32.8%	COPR	HORWITH	CHUX235
02/22/07	03/21/07	000860811	31762	29,080	50,900	(21,820)	-75.0%	COPR	HORWITH	CHUX235
02/22/07	03/21/07	000860812	31763	65,760	49,480	16,280	24.8%	COPR	HORWITH	NDYX316016
02/22/07	03/21/07	000860813	31764	37,200	51,580	(14,380)	-38.7%	COPR	HORWITH	DJLX98542
02/22/07	03/21/07	000860814	31765	66,340	51,380	14,960	22.6%	COPR	HORWITH	DJLX98542
02/22/07	03/21/07	000860815	31766	67,540	50,260	17,280	25.6%	COPR	HORWITH	DJLX98542
02/22/07	03/21/07	000860816	31767	30,420	50,880	(20,460)	-67.3%	COPR	HORWITH	DJLX98542
02/22/07	03/21/07	000860817	31768	22,140	50,200	(28,060)	-126.7%	COPR	HORWITH	JTLX232
02/22/07	03/21/07	000860818	31769	68,960	50,440	18,520	26.9%	COPR	HORWITH	JTLX232
02/22/07	03/21/07	000860819	31770	34,900	49,560	(14,660)	-42.0%	COPR	HORWITH	NDYX316016

Honeywell

HONEYWELL SA-7 USE HAZARDOUS WASTE TRACKING (2006)										
Date Shipped	Date of Return Manifest	State Manifest	Man. Doc #	Facilty Manifest Weight (lbs)	Estimated Weight (lbs)	Manifest - Estimate (lbs)	Manifest - Estimate (%)	Material	Transporter	RAILCAR #
02/22/07	03/21/07	000860820	31771	77,060	50,000	27,060	35.1%	COPR	HORWITH	JTLX232
02/22/07	03/21/07	000860821	31772	31,680	51,080	(19,400)	-61.2%	COPR	HORWITH	JTLX232
02/22/07	03/28/07	000860822	31773	47,460	51,260	(3,800)	-8.0%	COPR	HORWITH	CHUX221
02/22/07	03/28/07	000860823	31774	67,620	51,100	16,520	24.4%	COPR	HORWITH	CHUX221
02/23/07	03/28/07	000860824	31775	76,320	50,480	25,840	33.9%	COPR	HORWITH	CHUX221
02/23/07	03/28/07	000860825	31776	12,980	50,500	(37,520)	-289.1%	COPR	HORWITH	CHUX221
02/23/07	03/28/07	000860826	31777	47,180	48,940	(1,760)	-3.7%	COPR	HORWITH	NDYX316039
02/23/07	03/28/07	000860827	31778	5,400	50,240	(44,840)	-830.4%	COPR	HORWITH	JTLX254
02/23/07	03/28/07	000860828	31779	55,340	51,220	4,120	7.4%	COPR	HORWITH	JTLX254
02/23/07	03/28/07	000860829	31780	67,760	49,580	18,180	26.8%	COPR	HORWITH	NDYX316039
02/23/07	03/28/07	000860830	31781	76,140	52,180	23,960	31.5%	COPR	HORWITH	JTLX254
02/23/07	03/28/07	000860831	31782	66,580	50,640	15,940	23.9%	COPR	HORWITH	JTLX254
02/23/07	03/28/07	000860832	31783	60,280	49,720	10,560	17.5%	COPR	HORWITH	NDYX316039
02/23/07	03/21/07	000860833	31784	61,980	49,900	12,080	19.5%	COPR	HORWITH	CHUX291
02/23/07	03/21/07	000860834	31785	68,020	50,280	17,740	26.1%	COPR	HORWITH	CHUX291
02/23/07	03/21/07	000860835	31786	33,500	50,620	(17,120)	-51.1%	COPR	HORWITH	CHUX291
02/23/07	03/28/07	000860836	31787	21,860	48,060	(26,200)	-119.9%	COPR	HORWITH	NDYX316039
02/23/07	03/21/07	000860837	31788	33,520	48,240	(14,720)	-43.9%	COPR	HORWITH	CHUX291
02/23/07	03/21/07	000860838	31789	76,420	51,260	25,160	32.9%	COPR	HORWITH	JTLX30119
02/23/07	03/21/07	000860839	31790	77,120	50,420	26,700	34.6%	COPR	HORWITH	JTLX30119
02/23/07	03/28/07	000860840	31791	43,500	49,620	(6,120)	-14.1%	COPR	HORWITH	NDYX322000
02/23/07	03/21/07	000860841	31792	26,920	52,040	(25,120)	-93.3%	COPR	HORWITH	JTLX30119
02/23/07	03/21/07	000860842	31793	27,580	50,020	(22,440)	-81.4%	COPR	HORWITH	JTLX30119
02/23/07	03/28/07	000860843	31794	67,040	49,280	17,760	26.5%	COPR	HORWITH	NDYX322000
02/23/07	03/28/07	000860844	31795	67,280	51,140	16,140	24.0%	COPR	HORWITH	NDYX322000
02/23/07	03/28/07	000860845	31796	33,940	51,940	(18,000)	-53.0%	COPR	HORWITH	JTLX30140
02/23/07	03/28/07	000860846	31797	33,960	51,060	(17,100)	-50.4%	COPR	HORWITH	JTLX30140
02/23/07	03/28/07	000860847	31798	23,940	51,940	(28,000)	-117.0%	COPR	HORWITH	NDYX322000
02/23/07	03/28/07	000860848	31799	67,700	49,340	18,360	27.1%	COPR	HORWITH	JTLX30140
02/23/07	03/28/07	000860849	31800	66,140	49,040	17,100	25.9%	COPR	HORWITH	JTLX30140
02/23/07	03/28/07	000860850	31801	66,640	51,040	15,600	23.4%	COPR	HORWITH	NDYX320459
02/23/07	03/28/07	000860851	31802	66,520	49,760	16,760	25.2%	COPR	HORWITH	NDYX320459
02/23/07	03/28/07	000860852	31803	38,320	51,540	(13,220)	-34.5%	COPR	HORWITH	NDYX320459
02/23/07	04/04/07	000860853	31804	75,940	51,480	24,460	32.2%	COPR	HORWITH	NDYX320337
02/23/07	03/28/07	000860854	31805	38,320	49,480	(11,160)	-29.1%	COPR	HORWITH	NDYX320459
02/23/07	04/04/07	000860855	31806	66,960	50,800	16,160	24.1%	COPR	HORWITH	NDYX320337
02/23/07	04/04/07	000860856	31807	26,500	48,800	(22,300)	-84.2%	COPR	HORWITH	NDYX320337
02/23/07	04/04/07	000860857	31808	26,500	49,020	(22,520)	-85.0%	COPR	HORWITH	NDYX320337
02/23/07	03/28/07	000860858	31809	66,780	49,100	17,680	26.5%	COPR	HORWITH	CHUX289
02/23/07	03/28/07	000860859	31810	67,380	50,500	16,880	25.1%	COPR	HORWITH	CHUX289
02/23/07	03/28/07	000860860	31811	35,020	49,760	(14,740)	-42.1%	COPR	HORWITH	CHUX289
02/23/07	03/28/07	000860861	31812	68,200	49,300	18,900	27.7%	COPR	HORWITH	NDYX316148
02/23/07	03/28/07	000860862	31813	67,700	46,380	21,320	31.5%	COPR	HORWITH	NDYX316148
02/23/07	03/28/07	000860863	31814	26,060	48,420	(22,360)	-85.8%	COPR	HORWITH	NDYX316148
02/23/07	03/28/07	000860864	31815	38,320	51,160	(12,840)	-33.5%	COPR	HORWITH	CHUX289
02/23/07	03/28/07	000860865	31816	26,840	50,160	(23,320)	-86.9%	COPR	HORWITH	NDYX316148
02/23/07	03/21/07	000860866	31817	12,780	50,740	(37,960)	-297.0%	COPR	HORWITH	CHUX286
02/23/07	03/21/07	000860867	31818	75,740	49,200	26,540	35.0%	COPR	HORWITH	CHUX286
02/23/07	03/21/07	000860868	31819	67,960	50,100	17,860	26.3%	COPR	HORWITH	CHUX286
02/23/07	03/28/07	000860869	31820	61,780	50,160	11,620	18.8%	COPR	HORWITH	CEFX33544
02/23/07	03/21/07	000860870	31821	41,120	49,000	(7,880)	-19.2%	COPR	HORWITH	CHUX286
02/23/07	03/28/07	000860871	31822	75,640	49,840	25,800	34.1%	COPR	HORWITH	CEFX33544
02/23/07	03/28/07	000860872	31823	34,200	51,040	(16,840)	-49.2%	COPR	HORWITH	CEFX33544
02/23/07	03/28/07	000860873	31824	34,220	49,620	(15,400)	-45.0%	COPR	HORWITH	CEFX33544
02/23/07	03/28/07	000860874	31825	42,580	50,840	(8,260)	-19.4%	COPR	HORWITH	CHUX290
02/23/07	03/28/07	000860875	31826	66,820	49,660	17,160	25.7%	COPR	HORWITH	CHUX290
02/23/07	03/28/07	000860876	31827	76,580	50,720	25,860	33.8%	COPR	HORWITH	CHUX290
02/23/07	03/28/07	000860877	31828	14,480	47,380	(32,900)	-227.2%	COPR	HORWITH	CHUX290
02/23/07	03/28/07	000860878	31829	58,500	49,400	9,100	15.6%	COPR	HORWITH	JTLX30171
02/26/07	03/28/07	000860884	31830	27,980	48,000	(20,020)	-71.6%	COPR	HORWITH	NDYX316246
02/26/07	03/28/07	000860885	31831	68,400	49,320	19,080	27.9%	COPR	HORWITH	NDYX316246
02/26/07	03/28/07	000860886	31832	68,120	50,360	17,760	26.1%	COPR	HORWITH	JTLX30171
02/26/07	03/28/07	000860887	31833	67,120	49,300	17,820	26.5%	COPR	HORWITH	NDYX316246
02/26/07	03/28/07	000860888	31834	33,960	50,980	(17,020)	-50.1%	COPR	HORWITH	JTLX30171
02/26/07	03/28/07	000860889	31835	33,960	50,000	(16,040)	-47.2%	COPR	HORWITH	JTLX30171
02/26/07	04/16/07	000860890	31836	68,900	51,220	17,680	25.7%	COPR	HORWITH	MHFX5682
02/26/07	03/28/07	000860891	31837	30,500	48,980	(18,480)	-60.6%	COPR	HORWITH	NDYX316246
02/26/07	04/16/07	000860892	31838	50,260	50,240	20	0.0%	COPR	HORWITH	MHFX5682
02/26/07	04/16/07	000860893	31839	15,380	51,280	(35,900)	-233.4%	COPR	HORWITH	MHFX5682
02/26/07	03/28/07	000860894	31840	34,560	49,580	(15,020)	-43.5%	COPR	HORWITH	NDYX316026
02/26/07	04/16/07	000860895	31841	66,120	50,200	15,920	24.1%	COPR	HORWITH	MHFX5682
02/26/07	03/28/07	000860896	31842	57,180	51,360	5,820	10.2%	COPR	HORWITH	DJLX98548
02/26/07	03/28/07	000860897	31843	66,660	50,280	16,380	24.6%	COPR	HORWITH	DJLX98548
02/26/07	03/28/07	000860898	31844	66,980	51,380	15,600	23.3%	COPR	HORWITH	DJLX98548

Honeywell

HONEYWELL SA-7 USE HAZARDOUS WASTE TRACKING (2006)										
Date Shipped	Date of Return Manifest	State Manifest	Man. Doc #	Facilty Manifest Weight (lbs)	Estimated Weight (lbs)	Manifest - Estimate (lbs)	Manifest - Estimate (%)	Material	Transporter	RAILCAR #
02/26/07	03/28/07	000860899	31845	12,420	50,560	(38,140)	-307.1%	COPR	HORWITH	DJLX98548
02/26/07	03/28/07	000860900	31846	67,740	47,260	20,480	30.2%	COPR	HORWITH	NDYX316026
02/26/07	03/28/07	000860901	31847	67,780	48,900	18,880	27.9%	COPR	HORWITH	NDYX316026
02/26/07	03/28/07	000860902	31848	67,280	47,880	19,400	28.8%	COPR	HORWITH	NDYX316147
02/26/07	03/28/07	000860903	31849	68,940	49,700	19,240	27.9%	COPR	HORWITH	NDYX316147
02/26/07	03/28/07	000860904	31850	24,680	49,940	(25,260)	-102.4%	COPR	HORWITH	NDYX316026
02/26/07	03/28/07	000860905	31851	37,300	51,160	(13,860)	-37.2%	COPR	HORWITH	NDYX316147
02/26/07	03/28/07	000860906	31852	29,300	50,100	(20,800)	-71.0%	COPR	HORWITH	NDYX316147
02/26/07	03/28/07	000860907	31853	38,320	51,900	(13,580)	-35.4%	COPR	HORWITH	CEFX32069
02/26/07	03/28/07	000860908	31854	76,160	50,040	26,120	34.3%	COPR	HORWITH	CEFX32069
02/26/07	03/28/07	000860909	31855	67,160	50,720	16,440	24.5%	COPR	HORWITH	CEFX32069
02/26/07	03/28/07	000860910	31856	17,460	51,000	(33,540)	-192.1%	COPR	HORWITH	CEFX32069
02/26/07	03/28/07	000860911	31857	37,340	52,480	(15,140)	-40.5%	COPR	HORWITH	JTLX175
02/26/07	03/28/07	000860912	31858	67,920	48,360	19,560	28.8%	COPR	HORWITH	JTLX175
02/26/07	03/28/07	000860913	31859	68,000	49,080	18,920	27.8%	COPR	HORWITH	JTLX175
02/26/07	03/28/07	000860914	31860	26,420	50,080	(23,660)	-89.6%	COPR	HORWITH	JTLX175
02/26/07	03/28/07	000860915	31861	43,880	51,860	(7,980)	-18.2%	COPR	HORWITH	NDYX320472
02/26/07	03/28/07	000860916	31862	67,540	51,340	16,200	24.0%	COPR	HORWITH	NDYX320472
02/26/07	03/28/07	000860917	31863	62,960	49,540	13,420	21.3%	COPR	HORWITH	NDYX320472
02/26/07	03/28/07	000860918	31864	29,340	51,580	(22,240)	-75.8%	COPR	HORWITH	NDYX320472
02/26/07	03/28/07	000860919	31865	37,560	50,560	(13,000)	-34.6%	COPR	HORWITH	MHFX5638
02/26/07	03/28/07	000860920	31866	67,620	48,860	18,760	27.7%	COPR	HORWITH	MHFX5638
02/27/07	03/28/07	000860923	31867	67,340	50,000	17,340	25.7%	COPR	HORWITH	MHFX5638
02/27/07	03/28/07	000860924	31868	29,340	49,280	(19,940)	-68.0%	COPR	HORWITH	MHFX5638
02/27/07	03/28/07	000860925	31869	58,380	47,300	11,080	19.0%	COPR	HORWITH	NDYX316248
02/27/07	03/28/07	000860926	31870	66,300	50,080	16,220	24.5%	COPR	HORWITH	JTLX130
02/27/07	03/28/07	000860927	31871	37,280	51,120	(13,840)	-37.1%	COPR	HORWITH	JTLX130
02/27/07	03/28/07	000860928	31872	67,780	48,820	18,960	28.0%	COPR	HORWITH	NDYX316248
02/27/07	03/28/07	000860929	31873	60,380	50,840	9,540	15.8%	COPR	HORWITH	JTLX130
02/27/07	03/28/07	000860930	31874	30,720	49,500	(18,780)	-61.1%	COPR	HORWITH	JTLX130
02/27/07	03/28/07	000860931	31875	32,340	48,980	(16,640)	-51.5%	COPR	HORWITH	NDYX316248
02/27/07	03/28/07	000860932	31876	67,640	50,940	16,700	24.7%	COPR	HORWITH	CHUX238
02/27/07	03/28/07	000860933	31877	76,180	51,560	24,620	32.3%	COPR	HORWITH	CHUX238
02/27/07	03/28/07	000860934	31878	27,500	49,820	(22,320)	-81.2%	COPR	HORWITH	CHUX238
02/27/07	03/28/07	000860935	31879	32,360	47,960	(15,600)	-48.2%	COPR	HORWITH	NDYX316248
02/27/07	03/28/07	000860936	31880	27,520	47,100	(19,580)	-71.1%	COPR	HORWITH	CHUX238
02/27/07	03/28/07	000860937	31881	21,400	49,440	(28,040)	-131.0%	COPR	HORWITH	HLMX1162
02/27/07	03/28/07	000860938	31882	68,500	48,900	19,600	28.6%	COPR	HORWITH	HLMX1162
02/27/07	03/28/07	000860939	31883	67,320	50,660	16,660	24.7%	COPR	HORWITH	HLMX1162
02/27/07	03/28/07	000860940	31884	40,140	50,460	(10,320)	-25.7%	COPR	HORWITH	CEFX35242
02/27/07	03/28/07	000860941	31885	67,500	49,280	18,220	27.0%	COPR	HORWITH	JTLX30150
02/27/07	03/28/07	000860942	31886	26,760	51,160	(24,400)	-91.2%	COPR	HORWITH	JTLX30150
02/27/07	03/28/07	000860943	31887	40,720	49,820	(9,100)	-22.3%	COPR	HORWITH	HLMX1162
02/27/07	03/28/07	000860944	31888	22,740	50,220	(27,480)	-120.8%	COPR	HORWITH	CEFX35242
02/27/07	03/28/07	000860945	31889	68,320	49,660	18,660	27.3%	COPR	HORWITH	CEFX35242
02/27/07	03/28/07	000860946	31890	68,100	50,920	17,180	25.2%	COPR	HORWITH	CEFX35242
02/27/07	03/28/07	000860947	31891	66,440	49,340	17,100	25.7%	COPR	HORWITH	JTLX30150
02/27/07	03/28/07	000860948	31892	41,140	48,980	(7,840)	-19.1%	COPR	HORWITH	JTLX30150
02/27/07	03/28/07	000860949	31893	76,160	49,440	26,720	35.1%	COPR	HORWITH	NDYX316143
02/27/07	03/28/07	000860950	31894	21,260	49,960	(28,700)	-135.0%	COPR	HORWITH	JTLX118
02/27/07	03/28/07	000860951	31895	67,760	50,700	17,060	25.2%	COPR	HORWITH	JTLX118
02/27/07	03/28/07	000860952	31896	67,940	48,980	18,960	27.9%	COPR	HORWITH	NDYX316143
02/27/07	03/28/07	000860953	31897	67,420	50,220	17,200	25.5%	COPR	HORWITH	JTLX118
02/27/07	03/28/07	000860954	31898	27,000	48,080	(21,080)	-78.1%	COPR	HORWITH	NDYX316143
02/27/07	03/28/07	000860955	31899	44,140	49,540	(5,400)	-12.2%	COPR	HORWITH	JTLX118
02/27/07	03/28/07	000860956	31900	26,260	50,640	(24,380)	-92.8%	COPR	HORWITH	CEFX33540
02/27/07	03/28/07	000860957	31901	67,960	50,380	17,580	25.9%	COPR	HORWITH	CEFX33540
02/27/07	03/28/07	000860958	31902	67,760	50,280	17,480	25.8%	COPR	HORWITH	CEFX33540
02/27/07	03/28/07	000860959	31903	41,100	51,920	(10,820)	-26.3%	COPR	HORWITH	CEFX33540
02/27/07	03/28/07	000860960	31904	67,280	51,160	16,120	24.0%	COPR	HORWITH	CEFX32084
02/27/07	03/28/07	000860961	31905	26,020	49,920	(23,900)	-91.9%	COPR	HORWITH	CEFX32084
02/27/07	03/28/07	000860962	31906	41,060	49,900	(8,840)	-21.5%	COPR	HORWITH	CEFX32084
02/27/07	03/28/07	000860963	31907	66,680	49,700	16,980	25.5%	COPR	HORWITH	CEFX32084
02/27/07	03/28/07	000860964	31908	54,040	50,020	4,020	7.4%	COPR	HORWITH	CEFX35849
02/27/07	03/28/07	000860965	31909	76,060	51,420	24,640	32.4%	COPR	HORWITH	CEFX35849
02/27/07	03/28/07	000860966	31910	34,080	51,640	(17,560)	-51.5%	COPR	HORWITH	CEFX35849
02/27/07	03/28/07	000860967	31911	34,080	49,860	(15,780)	-46.3%	COPR	HORWITH	CEFX35849
02/27/07	03/28/07	000860968	31912	44,400	49,700	(5,300)	-11.9%	COPR	HORWITH	CHUX292
02/27/07	03/28/07	000860969	31913	67,460	51,760	15,700	23.3%	COPR	HORWITH	CHUX292
02/27/07	03/28/07	000860970	31914	67,660	50,620	17,040	25.2%	COPR	HORWITH	CHUX292
02/27/07	03/28/07	000860971	31915	23,140	49,920	(26,780)	-115.7%	COPR	HORWITH	CHUX292
02/27/07	03/28/07	000860972	31916	67,200	49,360	17,840	26.5%	COPR	HORWITH	NDYX320426
02/27/07	03/28/07	000860973	31917	9,360	50,740	(41,380)	-442.1%	COPR	HORWITH	NDYX320426
02/27/07	03/28/07	000860974	31918	27,700	48,200	(20,500)	-74.0%	COPR	HORWITH	NDYX316143

HONEYWELL SA-7 USE HAZARDOUS WASTE TRACKING (2006)

Date Shipped	Date of Return Manifest	State Manifest	Man. Doc #	Facilty Manifest Weight (lbs)	Estimated Weight (lbs)	Manifest - Estimate (lbs)	Manifest - Estimate (%)	Material	Transporter	RAILCAR #
02/28/07	03/28/07	000860975	31919	12,840	49,280	(36,440)	-283.8%	COPR	HORWITH	CHUX287
02/28/07	03/28/07	000860976	31920	61,080	49,680	11,400	18.7%	COPR	HORWITH	CHUX287
02/28/07	03/28/07	000860977	31921	66,360	49,140	17,220	25.9%	COPR	HORWITH	CHUX287
02/28/07	03/28/07	000860978	31922	57,540	51,080	6,460	11.2%	COPR	HORWITH	CHUX287
02/28/07	03/28/07	000860979	31923	76,660	51,940	24,720	32.2%	COPR	HORWITH	NDYX320426
02/28/07	03/28/07	000860980	31924	49,480	51,120	(1,640)	-3.3%	COPR	HORWITH	NDYX320426
02/28/07	03/28/07	000860981	31925	26,660	50,840	(24,180)	-90.7%	COPR	HORWITH	CHUX164
02/28/07	03/28/07	000860982	31926	68,240	49,240	19,000	27.8%	COPR	HORWITH	CHUX164
02/28/07	03/28/07	000860983	31927	75,640	50,920	24,720	32.7%	COPR	HORWITH	CHUX164
02/28/07	03/28/07	000860984	31928	29,200	49,240	(20,040)	-68.6%	COPR	HORWITH	CHUX164
02/28/07	03/28/07	000860985	31929	38,720	50,320	(11,600)	-30.0%	COPR	HORWITH	CHUX247
02/28/07	03/28/07	000860986	31930	61,420	49,860	11,560	18.8%	COPR	HORWITH	CHUX247
02/28/07	03/28/07	000860987	31931	67,060	52,120	14,940	22.3%	COPR	HORWITH	CHUX247
02/28/07	03/28/07	000860988	31932	34,260	49,540	(15,280)	-44.6%	COPR	HORWITH	CHUX247
02/28/07	03/28/07	000860989	31933	44,320	50,520	(6,200)	-14.0%	COPR	HORWITH	JTLX30161
02/28/07	03/28/07	000860990	31934	66,560	48,660	17,900	26.9%	COPR	HORWITH	JTLX30161
02/28/07	03/28/07	000860991	31935	68,080	49,720	18,360	27.0%	COPR	HORWITH	JTLX30161
02/28/07	03/28/07	000860992	31936	17,220	49,060	(31,840)	-184.9%	COPR	HORWITH	JTLX30161
02/28/07	03/28/07	000860993	31937	43,720	50,820	(7,100)	-16.2%	COPR	HORWITH	CEFX32118
02/28/07	03/28/07	000860994	31938	67,700	48,300	19,400	28.7%	COPR	HORWITH	CEFX32118
02/28/07	03/28/07	000860995	31939	66,900	49,960	16,940	25.3%	COPR	HORWITH	CEFX32118
02/28/07	03/28/07	000860996	31940	22,360	51,640	(29,280)	-130.9%	COPR	HORWITH	CEFX32118
02/28/07	03/28/07	000860997	31941	45,380	51,260	(5,880)	-13.0%	COPR	HORWITH	HLMX1173
02/28/07	03/28/07	000860998	31942	24,480	51,000	(26,520)	-108.3%	COPR	HORWITH	HLMX1173
02/28/07	03/28/07	000860999	31943	66,320	51,640	14,680	22.1%	COPR	HORWITH	HLMX1173
02/28/07	03/28/07	000861000	31944	67,820	50,620	17,200	25.4%	COPR	HORWITH	HLMX1173
02/28/07	04/02/07	000861006	31945	76,500	48,880	27,620	36.1%	COPR	HORWITH	CEFX35831
02/28/07	04/02/07	000861007	31946	76,420	49,020	27,400	35.9%	COPR	HORWITH	CEFX35831
02/28/07	04/02/07	000861008	31947	24,000	51,780	(27,780)	-115.8%	COPR	HORWITH	CEFX35831
02/28/07	03/28/07	000861009	31948	51,680	49,660	2,020	3.9%	COPR	HORWITH	NDYX316104
02/28/07	03/28/07	000861010	31949	67,360	49,540	17,820	26.5%	COPR	HORWITH	NDYX316104
02/28/07	04/04/07	000861011	31950	26,560	50,560	(24,000)	-90.4%	COPR	HORWITH	CHUX124
02/28/07	04/02/07	000861012	31951	23,300	51,500	(28,200)	-121.0%	COPR	HORWITH	CEFX35831
02/28/07	04/04/07	000861013	31952	67,920	51,720	16,200	23.9%	COPR	HORWITH	CHUX124
02/28/07	04/04/07	000861014	31953	68,140	51,240	16,900	24.8%	COPR	HORWITH	CHUX124
02/28/07	03/28/07	000861015	31954	67,360	48,900	18,460	27.4%	COPR	HORWITH	NDYX316104
02/28/07	04/04/07	000861016	31955	46,320	52,460	(6,140)	-13.3%	COPR	HORWITH	CHUX124
02/28/07	04/04/07	000861017	31956	22,580	51,320	(28,740)	-127.3%	COPR	HORWITH	CHUX178
02/28/07	04/04/07	000861018	31957	35,880	50,120	(14,240)	-39.7%	COPR	HORWITH	CHUX178
02/28/07	04/04/07	000861019	31958	67,300	50,740	16,560	24.6%	COPR	HORWITH	CHUX178
02/28/07	04/04/07	000861020	31959	77,440	51,940	25,500	32.9%	COPR	HORWITH	CHUX178
02/28/07	04/02/07	000861021	31960	66,560	49,900	16,660	25.0%	COPR	HORWITH	CHUX115
02/28/07	03/28/07	000861022	31961	7,960	49,540	(41,580)	-522.4%	COPR	HORWITH	NDYX316104
02/28/07	04/02/07	000861023	31962	67,440	50,000	17,440	25.9%	COPR	HORWITH	CHUX115
02/28/07	04/02/07	000861024	31963	34,160	50,880	(16,720)	-48.9%	COPR	HORWITH	CHUX115
02/28/07	04/02/07	000861025	31964	34,160	51,020	(16,860)	-49.4%	COPR	HORWITH	CHUX115
02/28/07	04/04/07	000861026	31965	51,200	49,700	1,500	2.9%	COPR	HORWITH	CHUX198
02/28/07	04/04/07	000861027	31966	66,920	51,120	15,800	23.6%	COPR	HORWITH	CHUX198
02/28/07	04/04/07	000861028	31967	76,560	50,960	25,600	33.4%	COPR	HORWITH	CHUX198
02/28/07	04/04/07	000861029	31968	8,760	50,820	(42,060)	-480.1%	COPR	HORWITH	CHUX198
02/28/07	04/04/07	000861030	31969	20,800	50,560	(29,760)	-143.1%	COPR	HORWITH	NDYX320471
02/28/07	04/04/07	000861031	31970	67,440	51,780	15,660	23.2%	COPR	HORWITH	NDYX320471
02/28/07	04/04/07	000861032	31971	45,840	50,420	(4,580)	-10.0%	COPR	HORWITH	NDYX320471
02/28/07	04/04/07	000861033	31972	67,860	50,800	17,060	25.1%	COPR	HORWITH	NDYX320471
02/28/07	03/28/07	000861034	31973	20,620	49,940	(29,320)	-142.2%	COPR	HORWITH	HLMX1227
02/28/07	03/28/07	000861035	31974	75,460	49,460	26,000	34.5%	COPR	HORWITH	HLMX1227

05/05/59	**SITE TONS (Month)**	**FEB SUB-TOTAL:**	43,234,020	43,350,040	(116,020)	-0.27%
07/02/35	**TONS (Site)**	**CUMULATIVE TOTAL:**	98,691,080	98,984,120	(293,040)	-0.30%
02/05/35	**TONS (Facility)**	**CUMULATIVE TOTAL:**	98,691,080	98,984,120	293,040	0.30%

03/01/07	03/28/07	000861036	31975	38,660	48,640	(9,980)	-25.8%	COPR	HORWITH	NDYX316093
03/01/07	03/28/07	000861037	31976	67,700	50,480	17,220	25.4%	COPR	HORWITH	HLMX1227
03/01/07	03/28/07	000861038	31977	76,560	47,800	28,760	37.6%	COPR	HORWITH	NDYX316093
03/01/07	03/28/07	000861039	31978	33,200	47,940	(14,740)	-44.4%	COPR	HORWITH	NDYX316241
03/01/07	03/28/07	000861040	31979	38,080	49,920	(11,840)	-31.1%	COPR	HORWITH	NDYX316093
03/01/07	03/28/07	000861041	31980	38,080	48,540	(10,460)	-27.5%	COPR	HORWITH	NDYX316093
03/01/07	03/28/07	000861042	31981	35,580	50,720	(15,140)	-42.6%	COPR	HORWITH	HLMX1227
03/01/07	03/28/07	000861043	31982	67,540	49,020	18,520	27.4%	COPR	HORWITH	JTLX186
03/01/07	03/28/07	000861044	31983	67,380	48,860	18,520	27.5%	COPR	HORWITH	NDYX316241
03/01/07	03/28/07	000861045	31984	67,060	48,220	18,840	28.1%	COPR	HORWITH	NDYX316241
03/01/07	03/28/07	000861046	31985	76,260	50,640	25,620	33.6%	COPR	HORWITH	JTLX186
03/01/07	03/28/07	000861047	31986	27,480	50,200	(22,720)	-82.7%	COPR	HORWITH	JTLX186
03/01/07	03/28/07	000861048	31987	31,560	50,640	(19,080)	-60.5%	COPR	HORWITH	CHUX263

Honeywell

HONEYWELL SA-7 USE HAZARDOUS WASTE TRACKING (2006)										
Date Shipped	Date of Return Manifest	State Manifest	Man. Doc #	Facilty Manifest Weight (lbs)	Estimated Weight (lbs)	Manifest - Estimate (lbs)	Manifest - Estimate (%)	Material	Transporter	RAILCAR #
03/01/07	03/28/07	000861049	31988	28,260	48,880	(20,620)	-73.0%	COPR	HORWITH	JTLX186
03/01/07	03/28/07	000861050	31989	21,880	47,060	(25,180)	-115.1%	COPR	HORWITH	NDYX316241
03/01/07	03/28/07	000861051	31990	68,020	47,000	21,020	30.9%	COPR	HORWITH	CHUX263
03/01/07	03/28/07	000861052	31991	66,600	48,440	18,160	27.3%	COPR	HORWITH	CHUX263
03/01/07	03/28/07	000861053	31992	29,160	49,260	(20,100)	-68.9%	COPR	HORWITH	CHUX263
03/01/07	03/28/07	000861054	31993	75,560	49,600	25,960	34.4%	COPR	HORWITH	CHUX239
03/01/07	03/28/07	000861055	31994	67,920	50,420	17,500	25.8%	COPR	HORWITH	CHUX239
03/01/07	03/28/07	000861056	31995	29,560	49,940	(20,380)	-68.9%	COPR	HORWITH	CHUX239
03/01/07	03/28/07	000861057	31996	44,420	49,100	(4,680)	-10.5%	COPR	HORWITH	MHFX5709
03/01/07	03/28/07	000861058	31997	29,560	49,680	(20,120)	-68.1%	COPR	HORWITH	CHUX239
03/01/07	03/28/07	000861059	31998	67,920	51,400	16,520	24.3%	COPR	HORWITH	MHFX5709
03/01/07	03/28/07	000861060	31999	37,340	49,200	(11,860)	-31.8%	COPR	HORWITH	CHUX170
03/01/07	03/28/07	000861061	32000	66,460	51,080	15,380	23.1%	COPR	HORWITH	CHUX170
03/01/07	03/28/07	000861062	32001	8,060	48,500	(40,440)	-501.7%	COPR	HORWITH	NDYX316054
03/01/07	03/28/07	000861063	32002	68,060	48,420	19,640	28.9%	COPR	HORWITH	NDYX316054
03/01/07	03/28/07	000861064	32003	67,420	50,100	17,320	25.7%	COPR	HORWITH	MHFX5709
03/01/07	03/28/07	000861065	32004	60,440	50,600	9,840	16.3%	COPR	HORWITH	CHUX170
03/01/07	03/28/07	000861066	32005	22,820	52,100	(29,280)	-128.3%	COPR	HORWITH	MHFX5709
03/01/07	03/28/07	000861067	32006	66,640	49,220	17,420	26.1%	COPR	HORWITH	NDYX316054
03/01/07	03/28/07	000861068	32007	34,540	50,420	(15,880)	-46.0%	COPR	HORWITH	CHUX170
03/01/07	03/28/07	000861069	32008	26,300	49,880	(23,580)	-89.7%	COPR	HORWITH	CEFX35840
03/01/07	03/28/07	000861070	32009	76,300	51,300	25,000	32.8%	COPR	HORWITH	CEFX35840
03/01/07	03/28/07	000861071	32010	44,480	51,420	(6,940)	-15.6%	COPR	HORWITH	MHFX5631
03/01/07	03/28/07	000861072	32011	67,420	51,320	16,100	23.9%	COPR	HORWITH	MHFX5631
03/01/07	03/28/07	000861073	32012	68,040	50,940	17,100	25.1%	COPR	HORWITH	MHFX5631
03/01/07	03/28/07	000861074	32013	23,540	50,340	(26,800)	-113.8%	COPR	HORWITH	MHFX5631
03/01/07	03/28/07	000861075	32014	45,580	51,040	(5,460)	-12.0%	COPR	HORWITH	CHUX128
03/01/07	03/28/07	000861076	32015	67,320	52,040	15,280	22.7%	COPR	HORWITH	CHUX128
03/01/07	03/28/07	000861077	32016	67,060	49,620	17,440	26.0%	COPR	HORWITH	CHUX128
03/01/07	03/28/07	000861078	32017	21,900	50,520	(28,620)	-130.7%	COPR	HORWITH	CHUX128
03/01/07	03/28/07	000861079	32018	75,680	50,060	25,620	33.9%	COPR	HORWITH	CEFX35840
03/01/07	03/28/07	000861080	32019	51,040	47,880	3,160	6.2%	COPR	HORWITH	NDYX316054
03/01/07	03/28/07	000861081	32020	22,460	49,600	(27,140)	-120.8%	COPR	HORWITH	CEFX35840
03/01/07	04/04/07	000861082	32021	50,140	50,820	(680)	-1.4%	COPR	HORWITH	DJLX98506
03/01/07	04/04/07	000861083	32022	16,400	52,420	(36,020)	-219.6%	COPR	HORWITH	DJLX98506
03/02/07	04/04/07	000861084	32023	67,460	49,700	17,760	26.3%	COPR	HORWITH	NDYX316178
03/02/07	04/04/07	000861085	32024	76,840	47,520	29,320	38.2%	COPR	HORWITH	NDYX316178
03/02/07	04/04/07	000861086	32025	22,820	48,360	(25,540)	-111.9%	COPR	HORWITH	NDYX316178
03/02/07	04/04/07	000861087	32026	22,840	49,400	(26,560)	-116.3%	COPR	HORWITH	NDYX316178
03/02/07	03/28/07	000861088	32027	76,340	50,700	25,640	33.6%	COPR	HORWITH	JTLX30139
03/02/07	04/04/07	000861089	32028	45,560	48,700	(3,140)	-6.9%	COPR	HORWITH	NDYX316052
03/02/07	03/28/07	000861090	32029	15,140	50,740	(35,600)	-235.1%	COPR	HORWITH	JTLX30139
03/02/07	04/04/07	000861091	32030	69,440	49,840	19,600	28.2%	COPR	HORWITH	NDYX316052
03/02/07	04/04/07	000861092	32031	30,380	51,840	(21,460)	-70.6%	COPR	HORWITH	CEFX31070
03/02/07	04/04/07	000861093	32032	30,260	49,440	(19,180)	-63.4%	COPR	HORWITH	NDYX316024
03/02/07	04/11/07	000861094	32033	53,720	50,120	3,600	6.7%	COPR	HORWITH	NRLX528214
03/02/07	04/04/07	000861095	32034	67,100	50,560	16,540	24.6%	COPR	HORWITH	CEFX31070
03/02/07	04/04/07	000861096	32035	68,300	47,360	20,940	30.7%	COPR	HORWITH	NDYX316024
03/02/07	03/28/07	000861097	32036	76,660	51,260	25,400	33.1%	COPR	HORWITH	JTLX30139
03/02/07	04/11/07	000861098	32037	67,860	50,320	17,540	25.8%	COPR	HORWITH	NRLX528214
03/02/07	04/04/07	000861099	32038	68,120	48,220	19,900	29.2%	COPR	HORWITH	NDYX316052
03/02/07	03/28/07	000861100	32039	32,920	51,180	(18,260)	-55.5%	COPR	HORWITH	JTLX30139
03/02/07	04/04/07	000861101	32040	76,600	50,540	26,060	34.0%	COPR	HORWITH	CEFX31070
03/02/07	04/04/07	000861102	32041	27,000	50,860	(23,860)	-88.4%	COPR	HORWITH	CEFX31070
03/02/07	04/04/07	000861103	32042	75,880	49,200	26,680	35.2%	COPR	HORWITH	NDYX316024
03/02/07	04/04/07	000861104	32043	9,280	48,980	(39,700)	-427.8%	COPR	HORWITH	NDYX316052
03/02/07	04/04/07	000861105	32044	18,380	49,400	(31,020)	-168.8%	COPR	HORWITH	NDYX316024
03/02/07	04/11/07	000861106	32045	38,240	50,180	(11,940)	-31.2%	COPR	HORWITH	NRLX528214
03/02/07	04/11/07	000861107	32046	38,220	48,040	(9,820)	-25.7%	COPR	HORWITH	NRLX528214
03/02/07	04/04/07	000861108	32047	56,940	51,040	5,900	10.4%	COPR	HORWITH	JTLX236
03/02/07	04/04/07	000861109	32048	67,360	50,140	17,220	25.6%	COPR	HORWITH	JTLX236
03/02/07	04/04/07	000861110	32049	66,620	49,620	17,000	25.5%	COPR	HORWITH	JTLX236
03/02/07	04/04/07	000861111	32050	9,200	51,300	(42,100)	-457.6%	COPR	HORWITH	JTLX236
03/02/07	04/16/07	000861112	32051	58,660	51,240	7,420	12.6%	COPR	HORWITH	CHUX107
03/02/07	04/16/07	000861113	32052	55,920	51,200	4,720	8.4%	COPR	HORWITH	CHUX107
03/02/07	04/16/07	000861114	32053	67,940	50,600	17,340	25.5%	COPR	HORWITH	CHUX107
03/02/07	04/16/07	000861115	32054	19,100	51,300	(32,200)	-168.6%	COPR	HORWITH	CHUX107
03/02/07	03/28/07	000861116	32055	17,480	52,200	(34,720)	-198.6%	COPR	HORWITH	CEFX35800
03/02/07	03/28/07	000861117	32056	49,720	50,300	(580)	-1.2%	COPR	HORWITH	CEFX35800
03/02/07	03/28/07	000861118	32057	66,760	51,320	15,440	23.1%	COPR	HORWITH	CEFX35800
03/02/07	03/28/07	000861119	32058	66,860	49,980	16,880	25.2%	COPR	HORWITH	CEFX35800
03/02/07	04/04/07	000861120	32059	38,240	48,980	(10,740)	-28.1%	COPR	HORWITH	JTLX30123
03/02/07	04/04/07	000861121	32060	49,720	49,980	(260)	-0.5%	COPR	HORWITH	JTLX30123
03/02/07	04/04/07	000861122	32061	76,760	50,000	26,760	34.9%	COPR	HORWITH	JTLX30123

HONEYWELL SA-7 USE HAZARDOUS WASTE TRACKING (2006)										
Date Shipped	Date of Return Manifest	State Manifest	Man. Doc #	Facilty Manifest Weight (lbs)	Estimated Weight (lbs)	Manifest - Estimate (lbs)	Manifest - Estimate (%)	Material	Transporter	RAILCAR #
03/02/07	04/04/07	000861123	32062	38,260	51,100	(12,840)	-33.6%	COPR	HORWITH	JTLX30123
03/02/07	04/04/07	000861124	32063	68,260	48,980	19,280	28.2%	COPR	HORWITH	DJLX98506
03/02/07	04/04/07	000861125	32064	66,900	50,100	16,800	25.1%	COPR	HORWITH	DJLX98506
03/02/07	04/04/07	000861126	32065	67,460	49,720	17,740	26.3%	COPR	HORWITH	CHUX249
03/02/07	04/04/07	000861127	32066	76,080	51,540	24,540	32.3%	COPR	HORWITH	CHUX249
03/02/07	04/04/07	000861128	32067	67,660	48,800	18,860	27.9%	COPR	HORWITH	NDYX316078
03/02/07	04/04/07	000861129	32068	76,120	49,940	26,180	34.4%	COPR	HORWITH	NDYX316078
03/02/07	04/04/07	000861130	32069	25,960	51,140	(25,180)	-97.0%	COPR	HORWITH	CHUX249
03/02/07	04/04/07	000861131	32070	25,960	49,960	(24,000)	-92.4%	COPR	HORWITH	CHUX249
03/05/07	04/04/07	000861132	32071	24,300	48,800	(24,500)	-100.8%	COPR	HORWITH	NDYX316078
03/05/07	04/04/07	000861133	32072	24,320	48,780	(24,460)	-100.6%	COPR	HORWITH	NDYX316078
03/05/07	04/04/07	000861134	32073	29,780	47,640	(17,860)	-60.0%	COPR	HORWITH	NDYX316056
03/05/07	04/04/07	000861135	32074	66,660	48,180	18,480	27.7%	COPR	HORWITH	NDYX316056
03/05/07	04/04/07	000861136	32075	67,880	49,900	17,980	26.5%	COPR	HORWITH	NDYX316056
03/05/07	04/04/07	000861137	32076	27,340	51,420	(24,080)	-88.1%	COPR	HORWITH	NDYX320320
03/05/07	04/04/07	000861138	32077	68,040	50,720	17,320	25.5%	COPR	HORWITH	NDYX320320
03/05/07	04/04/07	000861139	32078	28,380	49,020	(20,640)	-72.7%	COPR	HORWITH	NDYX316056
03/05/07	04/04/07	000861140	32079	68,060	49,280	18,780	27.6%	COPR	HORWITH	NDYX320320
03/05/07	04/04/07	000861141	32080	36,420	50,420	(14,000)	-38.4%	COPR	HORWITH	NDYX320320
03/05/07	03/28/07	000861142	32081	48,340	49,660	(1,320)	-2.7%	COPR	HORWITH	JTLX273
03/05/07	03/28/07	000861143	32082	76,180	50,180	26,000	34.1%	COPR	HORWITH	JTLX273
03/05/07	03/28/07	000861144	32083	67,100	51,260	15,840	23.6%	COPR	HORWITH	JTLX273
03/05/07	03/28/07	000861145	32084	70,540	51,700	18,840	26.7%	COPR	HORWITH	JTLX30102
03/05/07	03/28/07	000861146	32085	5,320	47,880	(42,560)	-800.0%	COPR	HORWITH	JTLX273
03/05/07	03/28/07	000861147	32086	68,200	50,640	17,560	25.7%	COPR	HORWITH	JTLX30102
03/05/07	03/28/07	000861148	32087	29,200	47,500	(18,300)	-62.7%	COPR	HORWITH	JTLX30102
03/05/07	03/28/07	000861149	32088	29,200	49,180	(19,980)	-68.4%	COPR	HORWITH	JTLX30102
03/05/07	04/16/07	000861164	32089	67,760	49,160	18,600	27.4%	COPR	HORWITH	NDYX316013
03/05/07	03/28/07	000861151	32090	9,520	51,220	(41,700)	-438.0%	COPR	HORWITH	MHFX5734
03/05/07	03/28/07	000861152	32091	66,500	50,000	16,500	24.8%	COPR	HORWITH	MHFX5734
03/05/07	03/28/07	000861153	32092	66,520	48,880	17,640	26.5%	COPR	HORWITH	MHFX5734
03/05/07	03/28/07	000861154	32093	54,980	49,140	5,840	10.6%	COPR	HORWITH	MHFX5734
03/05/07	04/02/07	000861155	32094	21,600	49,940	(28,340)	-131.2%	COPR	HORWITH	MHFX5649
03/05/07	04/02/07	000861156	32095	76,620	50,180	26,440	34.5%	COPR	HORWITH	MHFX5649
03/05/07	04/02/07	000861157	32096	67,320	51,160	16,160	24.0%	COPR	HORWITH	MHFX5649
03/05/07	04/02/07	000861158	32097	37,400	50,260	(12,860)	-34.4%	COPR	HORWITH	MHFX5649
03/05/07	04/16/07	000861159	32098	6,840	49,440	(42,600)	-622.8%	COPR	HORWITH	NDYX316013
03/05/07	03/28/07	000861160	32099	66,500	51,160	15,340	23.1%	COPR	HORWITH	MHFX5676
03/05/07	03/28/07	000861161	32100	26,280	51,860	(25,580)	-97.3%	COPR	HORWITH	MHFX5676
03/05/07	03/28/07	000861162	32101	67,700	50,360	17,340	25.6%	COPR	HORWITH	MHFX5676
03/05/07	04/16/07	000861163	32102	67,640	49,820	17,820	26.3%	COPR	HORWITH	NDYX316013
03/05/07	03/28/07	000861165	32103	41,560	50,360	(8,800)	-21.2%	COPR	HORWITH	MHFX5676
03/05/07	04/16/07	000861166	32104	12,280	50,360	(38,080)	-310.1%	COPR	HORWITH	NRLX526001
03/05/07	04/16/07	000861167	32105	67,720	51,280	16,440	24.3%	COPR	HORWITH	NRLX526001
03/05/07	04/16/07	000861168	32106	51,520	50,060	1,460	2.8%	COPR	HORWITH	NDYX316013
03/05/07	04/16/07	000861169	32107	67,600	50,080	17,520	25.9%	COPR	HORWITH	NDYX316103
03/05/07	04/16/07	000861170	32108	68,060	51,600	16,460	24.2%	COPR	HORWITH	NRLX526001
03/05/07	04/16/07	000861171	32109	61,980	51,860	10,120	16.3%	COPR	HORWITH	NRLX526001
03/05/07	04/04/07	000861172	32110	12,060	51,100	(39,040)	-323.7%	COPR	HORWITH	CHUX187
03/05/07	04/04/07	000861173	32111	76,780	49,380	27,400	35.7%	COPR	HORWITH	CHUX187
03/05/07	04/04/07	000861174	32112	76,200	50,700	25,500	33.5%	COPR	HORWITH	CHUX187
03/05/07	04/04/07	000861175	32113	36,960	50,660	(13,700)	-37.1%	COPR	HORWITH	CHUX187
03/05/07	04/16/07	000861176	32114	66,840	50,020	16,820	25.2%	COPR	HORWITH	NDYX316103
03/05/07	04/16/07	000861177	32115	27,780	48,360	(20,580)	-74.1%	COPR	HORWITH	NDYX316103
03/05/07	04/16/07	000861178	32116	27,780	50,720	(22,940)	-82.6%	COPR	HORWITH	NDYX316103
03/06/07	04/16/07	000861179	32117	67180	49,580	17,600	26.2%	COPR	HORWITH	NDYX316002
03/06/07	04/16/07	000861180	32118	67,260	48,720	18,540	27.6%	COPR	HORWITH	NDYX316002
03/06/07	04/16/07	000861181	32119	28,780	47,780	(19,000)	-66.0%	COPR	HORWITH	NDYX316002
03/06/07	04/11/07	000861182	32120	27,980	51,100	(23,120)	-82.6%	COPR	HORWITH	JTLX170
03/06/07	04/16/07	000861183	32121	28,780	49,660	(20,880)	-72.6%	COPR	HORWITH	NDYX316002
03/06/07	04/18/07	000861184	32122	67,420	50,160	17,260	25.6%	COPR	HORWITH	JTLX30143
03/06/07	04/11/07	000861185	32123	66,360	49,980	16,380	24.7%	COPR	HORWITH	JTLX170
03/06/07	04/11/07	000861186	32124	37,840	50,060	(12,220)	-32.3%	COPR	HORWITH	JTLX170
03/06/07	04/11/07	000861187	32125	67,340	51,480	15,860	23.6%	COPR	HORWITH	JTLX170
03/06/07	04/18/07	000861188	32126	66,480	50,200	16,280	24.5%	COPR	HORWITH	JTLX30143
03/06/07	04/18/07	000861189	32127	33,580	49,780	(16,200)	-48.2%	COPR	HORWITH	JTLX30143
03/06/07	04/18/07	000861190	32128	33,580	49,980	(16,400)	-48.8%	COPR	HORWITH	JTLX30143
03/06/07	04/04/07	000861191	32129	67,080	50,480	16,600	24.7%	COPR	HORWITH	JTLX30137
03/06/07	04/04/07	000861192	32130	68,340	50,560	17,780	26.0%	COPR	HORWITH	JTLX30137
03/06/07	04/04/07	000861193	32131	21,480	49,420	(27,940)	-130.1%	COPR	HORWITH	NDYX316020
03/06/07	04/04/07	000861194	32132	68,000	50,740	17,260	25.4%	COPR	HORWITH	JTLX30137
03/06/07	04/04/07	000861195	32133	75,660	50,020	25,640	33.9%	COPR	HORWITH	NDYX316020
03/06/07	04/04/07	000861196	32134	41,040	48,560	(7,520)	-18.3%	COPR	HORWITH	NDYX316237
03/06/07	04/04/07	000861197	32135	6,120	50,480	(44,360)	-724.8%	COPR	HORWITH	JTLX30137

Honeywell

HONEYWELL SA-7 USE HAZARDOUS WASTE TRACKING (2006)										
Date Shipped	Date of Return Manifest	State Manifest	Man. Doc #	Facilty Manifest Weight (lbs)	Estimated Weight (lbs)	Manifest - Estimate (lbs)	Manifest - Estimate (%)	Material	Transporter	RAILCAR #
03/06/07	04/04/07	000861198	32136	68,440	49,900	18,540	27.1%	COPR	HORWITH	NDYX316020
03/06/07	04/04/07	000861199	32137	29,260	48,020	(18,760)	-64.1%	COPR	HORWITH	NDYX316020
03/06/07	04/04/07	000861200	32138	38,800	50,380	(11,580)	-29.8%	COPR	HORWITH	CEFX33346
03/06/07	04/04/07	000861201	32139	66,240	50,520	15,720	23.7%	COPR	HORWITH	CEFX33346
03/06/07	04/04/07	000861203	32140	75,860	49,400	26,460	34.9%	COPR	HORWITH	NDYX316237
03/06/07	04/04/07	000861204	32141	67,540	52,400	15,140	22.4%	COPR	HORWITH	CEFX33346
03/06/07	04/04/07	000861205	32142	34,340	49,260	(14,920)	-43.4%	COPR	HORWITH	NDYX316237
03/06/07	04/04/07	000861206	32143	26,240	50,900	(24,660)	-94.0%	COPR	HORWITH	CEFX33346
03/06/07	04/16/07	000861207	32144	59,900	50,000	9,900	16.5%	COPR	HORWITH	NDYX316170
03/06/07	04/04/07	000861208	32145	34,320	48,740	(14,420)	-42.0%	COPR	HORWITH	NDYX316237
03/06/07	04/16/07	000861209	32146	75,400	48,760	26,640	35.3%	COPR	HORWITH	NDYX316170
03/06/07	04/16/07	000861210	32147	30,600	49,420	(18,820)	-61.5%	COPR	HORWITH	NDYX316170
03/06/07	04/16/07	000861211	32148	68,280	50,720	17,560	25.7%	COPR	HORWITH	CHUX102
03/06/07	04/16/07	000861212	32149	50,580	49,040	1,540	3.0%	COPR	HORWITH	NDYX316170
03/06/07	04/16/07	000861213	32150	66,600	50,720	15,880	23.8%	COPR	HORWITH	CHUX102
03/07/07	04/04/07	000861216	32151	27,880	49,520	(21,640)	-77.6%	COPR	HORWITH	CEFX35243
03/07/07	04/04/07	000861218	32152	76,620	47,100	29,520	38.5%	COPR	HORWITH	CEFX35243
03/07/07	04/04/07	000861219	32153	76,260	48,720	27,540	36.1%	COPR	HORWITH	CEFX35243
03/07/07	04/04/07	000861220	32154	10,760	48,320	(37,560)	-349.1%	COPR	HORWITH	CEFX35243
03/07/07	04/04/07	000861221	32155	52,660	49,780	2,880	5.5%	COPR	HORWITH	CHUX204
03/07/07	04/04/07	000861222	32156	68,280	48,900	19,380	28.4%	COPR	HORWITH	CHUX204
03/07/07	04/04/07	000861224	32157	70,880	49,500	21,380	30.2%	COPR	HORWITH	CEFX33343
03/07/07	04/04/07	000859566	32158	67,520	49,720	17,800	26.4%	COPR	HORWITH	CEFX33343
03/07/07	04/04/07	000861228	32159	67,220	48,860	18,360	27.3%	COPR	HORWITH	CHUX204
03/07/07	04/04/07	000861229	32160	6,160	49,140	(42,980)	-697.7%	COPR	HORWITH	CHUX204
03/07/07	04/02/07	000861233	32161	17,660	49,360	(31,700)	-179.5%	COPR	HORWITH	JTLX168
03/07/07	04/04/07	000861234	32162	27,960	49,180	(21,220)	-75.9%	COPR	HORWITH	CEFX33343
03/07/07	04/04/07	000861235	32163	27,980	47,420	(19,440)	-69.5%	COPR	HORWITH	CEFX33343
03/07/07	04/02/07	000861236	32164	68,080	47,800	20,280	29.8%	COPR	HORWITH	JTLX168
03/07/07	04/02/07	000861237	32165	67,820	48,280	19,540	28.8%	COPR	HORWITH	JTLX168
03/07/07	04/02/07	000861238	32166	38,120	48,760	(10,640)	-27.9%	COPR	HORWITH	JTLX168
03/07/07	04/16/07	000861239	32167	33,020	49,880	(16,860)	-51.1%	COPR	HORWITH	CHUX102
03/07/07	04/16/07	000861240	32168	33,020	47,160	(14,140)	-42.8%	COPR	HORWITH	CHUX102
03/07/07	04/04/07	000861241	32169	14,840	49,620	(34,780)	-234.4%	COPR	HORWITH	CEFX33390
03/07/07	04/04/07	000861242	32170	67,720	49,220	18,500	27.3%	COPR	HORWITH	CEFX33390
03/07/07	04/04/07	000861243	32171	67,600	49,100	18,500	27.4%	COPR	HORWITH	CEFX33390
03/07/07	04/04/07	000861244	32172	49,140	51,440	(2,300)	-4.7%	COPR	HORWITH	CEFX33390
03/07/07	04/16/07	000861245	32173	75,700	50,080	25,620	33.8%	COPR	HORWITH	CHUX283
03/07/07	04/16/07	000861246	32174	17,460	48,560	(31,100)	-178.1%	COPR	HORWITH	CHUX283
03/07/07	04/16/07	000861247	32175	68,440	49,960	18,480	27.0%	COPR	HORWITH	CHUX283
03/07/07	04/16/07	000861248	32176	34,020	49,120	(15,100)	-44.4%	COPR	HORWITH	CHUX283
03/07/07	04/04/07	000861249	32177	10,960	50,200	(39,240)	-358.0%	COPR	HORWITH	CHUX322
03/07/07	04/04/07	000861250	32178	65,520	50,120	15,400	23.5%	COPR	HORWITH	CHUX322
03/07/07	04/04/07	000861251	32179	67,280	49,540	17,740	26.4%	COPR	HORWITH	CHUX322
03/07/07	04/04/07	000861252	32180	52,580	49,900	2,680	5.1%	COPR	HORWITH	CHUX322
03/07/07	04/16/07	000861253	32181	67,460	49,780	17,680	26.2%	COPR	HORWITH	CEFX35844
03/07/07	04/16/07	000861254	32182	30,800	48,880	(18,080)	-58.7%	COPR	HORWITH	CEFX35844
03/07/07	04/16/07	000861255	32183	67,740	50,020	17,720	26.2%	COPR	HORWITH	CEFX35844
03/08/07	04/04/07	000861256	32184	58,560	48,660	9,900	16.9%	COPR	HORWITH	NDYX316166
03/08/07	04/04/07	000861257	32185	66,480	49,300	17,180	25.8%	COPR	HORWITH	NDYX316166
03/08/07	04/04/07	000861258	32186	33,600	49,200	(15,600)	-46.4%	COPR	HORWITH	NDYX316166
03/08/07	04/04/07	000861259	32187	33,600	48,960	(15,360)	-45.7%	COPR	HORWITH	NDYX316166
03/08/07	04/04/07	000861260	32188	68,300	50,800	17,500	25.6%	COPR	HORWITH	CHUX279
03/08/07	04/04/07	000861261	32189	10,640	50,020	(39,380)	-370.1%	COPR	HORWITH	CHUX279
03/08/07	04/04/07	000861262	32190	54,140	50,540	3,600	6.6%	COPR	HORWITH	CHUX279
03/08/07	04/04/07	000861263	32191	67,680	50,060	17,620	26.0%	COPR	HORWITH	CHUX279
03/08/07	04/11/07	000861264	32192	13,540	50,080	(36,540)	-269.9%	COPR	HORWITH	CHUX329
03/08/07	04/11/07	000861265	32193	66,600	52,060	14,540	21.8%	COPR	HORWITH	CHUX329
03/08/07	04/11/07	000861266	32194	76,060	50,500	25,560	33.6%	COPR	HORWITH	CHUX329
03/08/07	04/18/07	000861267	32195	76,800	49,980	26,820	34.9%	COPR	HORWITH	NDYX316176
03/08/07	04/18/07	000861268	32196	77,480	49,000	28,480	36.8%	COPR	HORWITH	NDYX316176
03/08/07	04/11/07	000861269	32197	47,520	51,020	(3,500)	-7.4%	COPR	HORWITH	CHUX329
03/08/07	04/16/07	000861270	32198	30,780	50,480	(19,700)	-64.0%	COPR	HORWITH	CEFX35844
03/08/07	04/18/07	000861271	32199	18,980	49,000	(30,020)	-158.2%	COPR	HORWITH	NDYX316176
03/08/07	04/18/07	000861272	32200	18,980	47,640	(28,660)	-151.0%	COPR	HORWITH	NDYX316176
03/08/07	04/16/07	000861273	32201	33,120	48,460	(15,340)	-46.3%	COPR	HORWITH	NDYX316075
03/08/07	04/16/07	000861274	32202	54,820	47,920	6,900	12.6%	COPR	HORWITH	NDYX316075
03/08/07	04/16/07	000861275	32203	67,680	49,100	18,580	27.5%	COPR	HORWITH	NDYX316075
03/08/07	04/16/07	000861276	32204	33,120	47,480	(14,360)	-43.4%	COPR	HORWITH	NDYX316075
03/08/07	04/16/07	000861277	32205	16,140	49,640	(33,500)	-207.6%	COPR	HORWITH	NDYX316465
03/08/07	04/16/07	000861278	32206	67,220	48,680	18,540	27.6%	COPR	HORWITH	NDYX316465
03/08/07	04/16/07	000861279	32207	67,420	47,940	19,480	28.9%	COPR	HORWITH	NDYX316465
03/08/07	04/16/07	000861280	32208	40,320	48,440	(8,120)	-20.1%	COPR	HORWITH	NDYX316465
03/08/07	04/16/07	000861281	32209	76,260	50,340	25,920	34.0%	COPR	HORWITH	NDYX320318

Honeywell

HONEYWELL SA-7 USE HAZARDOUS WASTE TRACKING (2006)										
Date Shipped	Date of Return Manifest	State Manifest	Man. Doc #	Facilty Manifest Weight (lbs)	Estimated Weight (lbs)	Manifest - Estimate (lbs)	Manifest - Estimate (%)	Material	Transporter	RAILCAR #
03/08/07	04/16/07	000861282	32210	37,660	48,900	(11,240)	-29.8%	COPR	HORWITH	NDYX320318
03/08/07	04/16/07	000861283	32211	75,860	50,480	25,380	33.5%	COPR	HORWITH	NDYX320318
03/08/07	04/16/07	000861284	32212	13,700	51,520	(37,820)	-276.1%	COPR	HORWITH	NDYX320318
03/08/07	04/11/07	000861285	32213	67,160	49,400	17,760	26.4%	COPR	HORWITH	NDYX316060
03/08/07	04/11/07	000861286	32214	29,720	47,660	(17,940)	-60.4%	COPR	HORWITH	NDYX316060
03/08/07	04/11/07	000861287	32215	76,800	49,640	27,160	35.4%	COPR	HORWITH	NDYX316060
03/08/07	04/02/07	000861288	32216	38,940	48,560	(9,620)	-24.7%	COPR	HORWITH	NDYX316018
03/08/07	04/02/07	000861289	32217	75,780	49,260	26,520	35.0%	COPR	HORWITH	NDYX316018
03/08/07	04/16/07	000861290	32218	6,800	50,540	(43,740)	-643.2%	COPR	HORWITH	JTLX30110
03/08/07	04/02/07	000861291	32219	68,260	49,000	19,260	28.2%	COPR	HORWITH	NDYX316018
03/08/07	04/16/07	000861292	32220	68,000	51,440	16,560	24.4%	COPR	HORWITH	JTLX30110
03/08/07	04/02/07	000861293	32221	11,400	49,520	(38,120)	-334.4%	COPR	HORWITH	NDYX316018
03/08/07	04/16/07	000861294	32222	77,180	49,440	27,740	35.9%	COPR	HORWITH	NDYX316049
03/08/07	04/16/07	000861295	32223	76,240	50,840	25,400	33.3%	COPR	HORWITH	JTLX30110
03/08/07	04/11/07	000861296	32224	20,500	49,100	(28,600)	-139.5%	COPR	HORWITH	NDYX316060
03/08/07	04/16/07	000861297	32225	15,920	49,440	(33,520)	-210.6%	COPR	HORWITH	NRLX526228
03/08/07	04/16/07	000861298	32226	66,660	51,440	15,220	22.8%	COPR	HORWITH	NRLX526228
03/08/07	04/16/07	000861299	32227	51,140	51,480	(340)	-0.7%	COPR	HORWITH	JTLX30110
03/08/07	04/16/07	000861300	32228	50,820	49,860	960	1.9%	COPR	HORWITH	NRLX526228
03/08/07	04/16/07	000861301	32229	67,180	51,240	15,940	23.7%	COPR	HORWITH	NRLX526228
03/08/07	04/04/07	000861302	32230	35,760	49,420	(13,660)	-38.2%	COPR	HORWITH	JTLX30107
03/08/07	04/16/07	000861303	32231	42,580	49,940	(7,360)	-17.3%	COPR	HORWITH	NRLX526244
03/08/07	04/16/07	000861304	32232	68,460	48,860	19,600	28.6%	COPR	HORWITH	NRLX526244
03/08/07	04/04/07	000861305	32233	68,580	49,360	19,220	28.0%	COPR	HORWITH	JTLX30107
03/08/07	04/04/07	000861306	32234	17,060	48,520	(31,460)	-184.4%	COPR	HORWITH	JTLX30107
03/08/07	04/16/07	000861307	32235	67,680	49,920	17,760	26.2%	COPR	HORWITH	NRLX526244
03/08/07	04/16/07	000861308	32236	15,180	49,060	(33,880)	-223.2%	COPR	HORWITH	NRLX526244
03/08/07	04/04/07	000861309	32237	75,460	50,520	24,940	33.1%	COPR	HORWITH	JTLX30107
03/08/07	04/16/07	000861310	32238	66,760	48,600	18,160	27.2%	COPR	HORWITH	JTLX30132
03/08/07	04/16/07	000861311	32239	33,380	49,140	(15,760)	-47.2%	COPR	HORWITH	JTLX30132
03/08/07	04/16/07	000861312	32240	68,420	50,800	17,620	25.8%	COPR	HORWITH	JTLX30132
03/08/07	04/16/07	000861313	32241	33,360	48,680	(15,320)	-45.9%	COPR	HORWITH	JTLX30132
03/08/07	04/16/07	000861314	32242	19,680	49,940	(30,260)	-153.8%	COPR	HORWITH	JTLX152
03/08/07	04/16/07	000861315	32243	68,220	49,740	18,480	27.1%	COPR	HORWITH	JTLX152
03/08/07	04/16/07	000861316	32244	16,740	48,620	(31,880)	-190.4%	COPR	HORWITH	NDYX316049
03/08/07	04/16/07	000861317	32245	76,640	48,600	28,040	36.6%	COPR	HORWITH	NDYX316049
03/08/07	04/16/07	000861318	32246	16,740	47,200	(30,460)	-182.0%	COPR	HORWITH	NDYX316049
03/08/07	04/16/07	000861319	32247	67,380	49,420	17,960	26.7%	COPR	HORWITH	JTLX152
03/09/07	04/11/07	000861320	32248	55,440	50,000	5,440	9.8%	COPR	HORWITH	CHUX150
03/09/07	04/11/07	000861321	32249	68,380	51,120	17,260	25.2%	COPR	HORWITH	CHUX150
03/09/07	04/16/07	000861322	32250	7,980	48,500	(40,520)	-507.8%	COPR	HORWITH	NDYX316007
03/09/07	04/16/07	000861323	32251	66,740	49,300	17,440	26.1%	COPR	HORWITH	NDYX316007
03/09/07	04/16/07	000861324	32252	68,440	49,860	18,580	27.1%	COPR	HORWITH	NDYX316168
03/09/07	04/16/07	000861325	32253	65,940	48,500	17,440	26.4%	COPR	HORWITH	NDYX316168
03/09/07	04/16/07	000861326	32254	29,240	48,380	(19,140)	-65.5%	COPR	HORWITH	NDYX316168
03/09/07	04/16/07	000861327	32255	29,240	47,640	(18,400)	-62.9%	COPR	HORWITH	NDYX316168
03/09/07	04/16/07	000861328	32256	45,040	52,500	(7,460)	-16.6%	COPR	HORWITH	JTLX152
03/09/07	04/16/07	000861329	32257	77,000	49,680	27,320	35.5%	COPR	HORWITH	NDYX316007
03/09/07	04/16/07	000861330	32258	39,020	48,700	(9,680)	-24.8%	COPR	HORWITH	NDYX316007
03/09/07	04/11/07	000861331	32259	68,420	51,600	16,820	24.6%	COPR	HORWITH	CHUX150
03/09/07	04/11/07	000861332	32260	10,260	48,860	(38,600)	-376.2%	COPR	HORWITH	CHUX150
03/09/07	04/02/07	000861333	32261	11,500	49,260	(37,760)	-328.3%	COPR	HORWITH	CHUX229
03/09/07	04/02/07	000861334	32262	55,700	50,540	5,160	9.3%	COPR	HORWITH	CHUX229
03/09/07	04/02/07	000861335	32263	66,320	50,220	16,100	24.3%	COPR	HORWITH	CHUX229
03/09/07	04/02/07	000861336	32264	66,960	51,320	15,640	23.4%	COPR	HORWITH	CHUX229
03/09/07	04/16/07	000861337	32265	65,160	49,520	15,640	24.0%	COPR	HORWITH	CHUX264
03/09/07	04/16/07	000861338	32266	28,020	48,940	(20,920)	-74.7%	COPR	HORWITH	CHUX264
03/09/07	04/16/07	000861339	32267	76,300	49,280	27,020	35.4%	COPR	HORWITH	CHUX264
03/09/07	04/16/07	000861340	32268	28,000	49,900	(21,900)	-78.2%	COPR	HORWITH	CHUX264
03/09/07	04/16/07	000861341	32269	21,200	49,520	(28,320)	-133.6%	COPR	HORWITH	CHUX281
03/09/07	04/16/07	000861342	32270	67,020	50,560	16,460	24.6%	COPR	HORWITH	CHUX281
03/09/07	04/16/07	000861343	32271	68,340	51,560	16,780	24.6%	COPR	HORWITH	CHUX281
03/09/07	04/16/07	000861344	32272	39,220	48,960	(9,740)	-24.8%	COPR	HORWITH	CHUX281
03/09/07	04/04/07	000861345	32273	56,520	50,540	5,980	10.6%	COPR	HORWITH	JTLX30101
03/09/07	04/04/07	000861346	32274	76,000	50,360	25,640	33.7%	COPR	HORWITH	JTLX30101
03/09/07	04/04/07	000861347	32275	33,380	49,980	(16,600)	-49.7%	COPR	HORWITH	JTLX30101
03/09/07	04/16/07	000861348	32276	37,060	48,160	(11,100)	-30.0%	COPR	HORWITH	NDYX316053
03/09/07	04/16/07	000861349	32277	76,260	48,100	28,160	36.9%	COPR	HORWITH	NDYX316053
03/09/07	04/16/07	000861350	32278	68,500	48,100	20,400	29.8%	COPR	HORWITH	NDYX316053
03/09/07	04/16/07	000861351	32279	13,080	49,360	(36,280)	-277.4%	COPR	HORWITH	NDYX316053
03/09/07	04/04/07	000861352	32280	33,360	49,220	(15,860)	-47.5%	COPR	HORWITH	JTLX30101
03/09/07	04/16/07	000861353	32281	66,380	49,240	17,140	25.8%	COPR	HORWITH	CHUX219
03/09/07	04/16/07	000861354	32282	52,340	48,140	4,200	8.0%	COPR	HORWITH	CHUX219
03/09/07	04/16/07	000861355	32283	68,640	48,420	20,220	29.5%	COPR	HORWITH	CHUX219
03/09/07	04/16/07	000861356	32284	76,420	49,420	27,000	35.3%	COPR	HORWITH	CEFX35833
03/09/07	04/16/07	000861357	32285	7,680	49,480	(41,800)	-544.3%	COPR	HORWITH	CEFX35833
03/09/07	04/16/07	000861358	32286	76,820	50,020	26,800	34.9%	COPR	HORWITH	CEFX35833

Honeywell

HONEYWELL SA-7 USE HAZARDOUS WASTE TRACKING (2006)										
Date Shipped	Date of Return Manifest	State Manifest	Man. Doc #	Facilty Manifest Weight (lbs)	Estimated Weight (lbs)	Manifest - Estimate (lbs)	Manifest - Estimate (%)	Material	Transporter	RAILCAR #
03/09/07	04/16/07	000861359	32287	5,380	48,400	(43,020)	-799.6%	COPR	HORWITH	CHUX219
03/09/07	04/16/07	000861360	32288	30,320	48,340	(18,020)	-59.4%	COPR	HORWITH	CEFX35833
03/09/07	04/16/07	000861361	32289	68,100	50,680	17,420	25.6%	COPR	HORWITH	JTLX30105
03/09/07	04/16/07	000861362	32290	10,600	48,800	(38,200)	-360.4%	COPR	HORWITH	JTLX30105
03/09/07	04/16/07	000861363	32291	66,840	50,080	16,760	25.1%	COPR	HORWITH	JTLX30105
03/09/07	04/16/07	000861364	32292	56,180	52,240	3,940	7.0%	COPR	HORWITH	JTLX30105
03/09/07	04/16/07	000861365	32293	75,740	51,580	24,160	31.9%	COPR	HORWITH	JTLX261
03/09/07	04/16/07	000861366	32294	68,200	51,040	17,160	25.2%	COPR	HORWITH	JTLX261
03/09/07	04/16/07	000861367	32295	33,480	48,900	(15,420)	-46.1%	COPR	HORWITH	CHUX217
03/09/07	04/16/07	000861368	32296	27,840	52,040	(24,200)	-86.9%	COPR	HORWITH	JTLX261
03/09/07	04/04/07	000861369	32297	37,480	48,100	(10,620)	-28.3%	COPR	HORWITH	CHUX277
03/09/07	04/04/07	000861370	32298	67,620	50,060	17,560	26.0%	COPR	HORWITH	CHUX277
03/09/07	04/04/07	000861371	32299	75,820	51,540	24,280	32.0%	COPR	HORWITH	CHUX277
03/09/07	04/04/07	000861372	32300	24,720	50,920	(26,200)	-106.0%	COPR	HORWITH	CHUX277
03/09/07	04/16/07	000861373	32301	76,220	48,940	27,280	35.8%	COPR	HORWITH	CHUX217
03/09/07	04/16/07	000861374	32302	60,600	50,580	10,020	16.5%	COPR	HORWITH	CHUX217
03/09/07	04/16/07	000861375	32303	27,840	49,200	(21,360)	-76.7%	COPR	HORWITH	JTLX261
03/09/07	04/16/07	000861376	32304	33,480	50,120	(16,640)	-49.7%	COPR	HORWITH	CHUX217
03/09/07	04/16/07	000861377	32305	46,460	48,000	(1,540)	-3.3%	COPR	HORWITH	JTLX283
03/09/07	04/16/07	000861378	32306	66,400	51,400	15,000	22.6%	COPR	HORWITH	JTLX283
03/09/07	04/16/07	000861379	32307	68,820	51,200	17,620	25.6%	COPR	HORWITH	JTLX283
03/09/07	04/16/07	000861380	32308	16,100	52,340	(36,240)	-225.1%	COPR	HORWITH	JTLX283
03/09/07	04/16/07	000861381	32309	43,940	50,160	(6,220)	-14.2%	COPR	HORWITH	CHUX215
03/09/07	04/16/07	000861382	32310	68,420	49,920	18,500	27.0%	COPR	HORWITH	CHUX215
03/09/07	04/16/07	000861383	32311	66,800	48,780	18,020	27.0%	COPR	HORWITH	CHUX215
03/09/07	04/16/07	000861384	32312	20,880	49,300	(28,420)	-136.1%	COPR	HORWITH	CHUX215
03/12/07	04/11/07	000861385	32313	68,280	48,520	19,760	28.9%	COPR	HORWITH	NDYX316121
03/12/07	04/11/07	000861386	32314	76,040	49,500	26,540	34.9%	COPR	HORWITH	NDYX316121
03/12/07	04/11/07	000861387	32315	24,620	49,540	(24,920)	-101.2%	COPR	HORWITH	NDYX316121
03/12/07	04/11/07	000861388	32316	76,180	51,440	24,740	32.5%	COPR	HORWITH	CHUX254
03/12/07	04/11/07	000861389	32317	67,000	50,400	16,600	24.8%	COPR	HORWITH	CHUX254
03/12/07	04/11/07	000861390	32318	28,900	50,160	(21,260)	-73.6%	COPR	HORWITH	CHUX254
03/12/07	04/11/07	000861391	32319	24,620	47,620	(23,000)	-93.4%	COPR	HORWITH	NDYX316121
03/12/07	04/11/07	000861392	32320	28,140	50,600	(22,460)	-79.8%	COPR	HORWITH	CHUX254
03/12/07	04/04/07	000861393	32321	25,280	51,220	(25,940)	-102.6%	COPR	HORWITH	JTLX30129
03/12/07	04/11/07	000861394	32322	19,000	48,540	(29,540)	-155.5%	COPR	HORWITH	CHUX320
03/12/07	04/11/07	000861395	32323	68,320	49,800	18,520	27.1%	COPR	HORWITH	CHUX320
03/12/07	04/11/07	000861396	32324	67,960	50,180	17,780	26.2%	COPR	HORWITH	CHUX320
03/12/07	04/11/07	000861397	32325	41,180	50,640	(9,460)	-23.0%	COPR	HORWITH	CHUX320
03/12/07	04/11/07	000861398	32326	19,160	49,340	(30,180)	-157.5%	COPR	HORWITH	JTLX30125
03/12/07	04/11/07	000861399	32327	68,520	51,660	16,860	24.6%	COPR	HORWITH	JTLX30125
03/12/07	04/11/07	000861400	32328	67,600	51,000	16,600	24.6%	COPR	HORWITH	JTLX30125
03/12/07	04/11/07	000861401	32329	43,900	48,500	(4,600)	-10.5%	COPR	HORWITH	JTLX30125
03/12/07	04/04/07	000861402	32330	76,380	49,800	26,580	34.8%	COPR	HORWITH	CHUX330
03/12/07	04/04/07	000861403	32331	75,960	49,040	26,920	35.4%	COPR	HORWITH	CHUX330
03/12/07	04/04/07	000861404	32332	21,860	49,460	(27,600)	-126.3%	COPR	HORWITH	CHUX330
03/12/07	04/04/07	000861405	32333	21,180	50,060	(28,880)	-136.4%	COPR	HORWITH	CHUX330
03/12/07	04/04/07	000861406	32334	68,400	51,160	17,240	25.2%	COPR	HORWITH	JTLX30129
03/12/07	04/04/07	000861407	32335	38,420	51,260	(12,840)	-33.4%	COPR	HORWITH	JTLX30129
03/12/07	04/04/07	000861408	32336	67,340	50,080	17,260	25.6%	COPR	HORWITH	JTLX30129
03/12/07	04/11/07	000861409	32337	67,800	49,620	18,180	26.8%	COPR	HORWITH	CHUX323
03/12/07	04/11/07	000861410	32338	32,340	49,940	(17,600)	-54.4%	COPR	HORWITH	CHUX323
03/12/07	04/11/07	000861411	32339	30,460	50,020	(19,560)	-64.2%	COPR	HORWITH	CHUX323
03/12/07	04/11/07	000861412	32340	68,020	50,200	17,820	26.2%	COPR	HORWITH	CHUX323
03/12/07	04/04/07	000861413	32341	67,240	48,800	18,440	27.4%	COPR	HORWITH	NDYX316022
03/12/07	04/04/07	000861414	32342	40,820	51,040	(10,220)	-25.0%	COPR	HORWITH	CEFX35843
03/12/07	04/04/07	000861415	32343	76,400	52,520	23,880	31.3%	COPR	HORWITH	CEFX35843
03/12/07	04/04/07	000861416	32344	38,400	49,980	(11,580)	-30.2%	COPR	HORWITH	NDYX316022
03/12/07	04/04/07	000861417	32345	66,140	47,760	18,380	27.8%	COPR	HORWITH	NDYX316022
03/12/07	04/04/07	000861418	32346	75,980	52,140	23,840	31.4%	COPR	HORWITH	CEFX35843
03/12/07	04/04/07	000861419	32347	15,720	52,420	(36,700)	-233.5%	COPR	HORWITH	CEFX35843
03/12/07	04/04/07	000861420	32348	27,200	50,640	(23,440)	-86.2%	COPR	HORWITH	NDYX316022
03/12/07	04/02/07	000861421	32349	38,820	50,700	(11,880)	-30.6%	COPR	HORWITH	CHUX130
03/12/07	04/02/07	000861422	32350	67,180	50,940	16,240	24.2%	COPR	HORWITH	CHUX130
03/12/07	04/02/07	000861423	32351	66,920	51,920	15,000	22.4%	COPR	HORWITH	CHUX130
03/12/07	04/02/07	000861424	32352	31,820	51,860	(20,040)	-63.0%	COPR	HORWITH	CHUX130
03/12/07	04/02/07	000861425	32353	35,920	51,300	(15,380)	-42.8%	COPR	HORWITH	CEFX35824
03/12/07	04/02/07	000861426	32354	28,740	51,380	(22,640)	-78.8%	COPR	HORWITH	CEFX35824
03/12/07	04/02/07	000861427	32355	67,420	51,160	16,260	24.1%	COPR	HORWITH	CEFX35824
03/12/07	04/02/07	000861428	32356	27,920	49,820	(21,900)	-78.4%	COPR	HORWITH	NDYX316140
03/12/07	04/02/07	000861429	32357	67,980	51,880	16,100	23.7%	COPR	HORWITH	CEFX35824
03/12/07	04/02/07	000861430	32358	68,000	48,600	19,400	28.5%	COPR	HORWITH	NDYX316140
03/12/07	04/02/07	000861431	32359	29,280	50,820	(21,540)	-73.6%	COPR	HORWITH	NDYX316140
03/12/07	04/02/07	000861432	32360	68,120	49,880	18,240	26.8%	COPR	HORWITH	NDYX316140
03/13/07	04/11/07	000861433	32361	37,220	50,640	(13,420)	-36.1%	COPR	HORWITH	JTLX4051
03/13/07	04/11/07	000861434	32362	67,360	52,260	15,100	22.4%	COPR	HORWITH	JTLX4051
03/13/07	04/11/07	000861435	32363	67,260	50,500	16,760	24.9%	COPR	HORWITH	JTLX4051
03/13/07	04/11/07	000861436	32364	30,880	50,860	(19,980)	-64.7%	COPR	HORWITH	JTLX4051
03/13/07	04/11/07	000861437	32365	75,760	49,240	26,520	35.0%	COPR	HORWITH	NDYX316081
03/13/07	04/11/07	000861438	32366	24,680	50,600	(25,920)	-105.0%	COPR	HORWITH	CHUX259
03/13/07	04/11/07	000861439	32367	66,520	50,000	16,520	24.8%	COPR	HORWITH	CHUX259
03/13/07	04/11/07	000861440	32368	36,240	49,520	(13,280)	-36.6%	COPR	HORWITH	CHUX259
03/13/07	04/11/07	000861441	32369	67,460	50,600	16,860	25.0%	COPR	HORWITH	CHUX259

HONEYWELL SA-7 USE HAZARDOUS WASTE TRACKING (2006)										
Date Shipped	Date of Return Manifest	State Manifest	Man. Doc #	Facilty Manifest Weight (lbs)	Estimated Weight (lbs)	Manifest - Estimate (lbs)	Manifest - Estimate (%)	Material	Transporter	RAILCAR #
03/13/07	04/11/07	000861442	32370	67,020	49,820	17,200	25.7%	COPR	HORWITH	NDYX320427
03/13/07	04/11/07	000861443	32371	68,380	49,420	18,960	27.7%	COPR	HORWITH	NDYX316081
03/13/07	04/11/07	000861444	32372	67,260	51,220	16,040	23.8%	COPR	HORWITH	NDYX320427
03/13/07	04/11/07	000861445	32373	33,880	50,560	(16,680)	-49.2%	COPR	HORWITH	NDYX320427
03/13/07	04/11/07	000861446	32374	33,880	49,940	(16,060)	-47.4%	COPR	HORWITH	NDYX320427
03/13/07	04/11/07	000861447	32375	66,840	49,620	17,220	25.8%	COPR	HORWITH	CHUX242
03/13/07	04/11/07	000861448	32376	76,140	50,160	25,980	34.1%	COPR	HORWITH	CHUX242
03/13/07	04/11/07	000861449	32377	29,580	49,860	(20,280)	-68.6%	COPR	HORWITH	CHUX242
03/13/07	04/11/07	000861450	32378	25,260	48,760	(23,500)	-93.0%	COPR	HORWITH	NDYX316081
03/13/07	04/11/07	000861451	32379	25,260	49,280	(24,020)	-95.1%	COPR	HORWITH	NDYX316081
03/13/07	04/11/07	000861452	32380	57,520	52,400	5,120	8.9%	COPR	HORWITH	JTLX30136
03/13/07	04/11/07	000861453	32381	29,580	51,880	(22,300)	-75.4%	COPR	HORWITH	CHUX242
03/13/07	04/11/07	000861454	32382	38,360	51,200	(12,840)	-33.5%	COPR	HORWITH	JTLX30136
03/13/07	04/11/07	000861455	32383	67,920	49,620	18,300	26.9%	COPR	HORWITH	JTLX30136
03/13/07	04/11/07	000861456	32384	38,380	49,540	(11,160)	-29.1%	COPR	HORWITH	JTLX30136
03/13/07	04/11/07	000861457	32385	38,200	51,920	(13,720)	-35.9%	COPR	HORWITH	CHUX203
03/13/07	04/18/07	000861458	32386	67,460	49,500	17,960	26.6%	COPR	HORWITH	NDYX316029
03/13/07	04/18/07	000861459	32387	67,440	48,920	18,520	27.5%	COPR	HORWITH	NDYX316029
03/13/07	04/11/07	000861460	32388	68,620	50,780	17,840	26.0%	COPR	HORWITH	CHUX203
03/13/07	04/11/07	000861461	32389	68,320	51,480	16,840	24.6%	COPR	HORWITH	CHUX203
03/13/07	04/11/07	000861462	32390	35,040	51,820	(16,780)	-47.9%	COPR	HORWITH	CHUX203
03/13/07	04/11/07	000861463	32391	12,760	50,780	(38,020)	-298.0%	COPR	HORWITH	CEFX35799
03/13/07	04/18/07	000861464	32392	34,420	48,000	(13,580)	-39.5%	COPR	HORWITH	NDYX316029
03/13/07	04/11/07	000861465	32393	76,320	50,940	25,380	33.3%	COPR	HORWITH	CEFX35799
03/13/07	04/11/07	000861466	32394	38,200	52,040	(13,840)	-36.2%	COPR	HORWITH	CEFX35799
03/13/07	04/11/07	000861467	32395	68,280	50,220	18,060	26.4%	COPR	HORWITH	CEFX35799
03/13/07	04/02/07	000861468	32396	17,740	52,880	(35,140)	-198.1%	COPR	HORWITH	JTLX185
03/13/07	04/02/07	000861469	32397	68,580	52,420	16,160	23.6%	COPR	HORWITH	JTLX185
03/13/07	04/02/07	000861470	32398	66,460	51,800	14,660	22.1%	COPR	HORWITH	JTLX185
03/13/07	04/11/07	000861471	32399	67,440	51,280	16,160	24.0%	COPR	HORWITH	CEFX35850
03/13/07	04/11/07	000861472	32400	13,400	50,080	(36,680)	-273.7%	COPR	HORWITH	CEFX35850
03/13/07	04/02/07	000861473	32401	53,600	49,920	3,680	6.9%	COPR	HORWITH	JTLX185
03/13/07	04/11/07	000861474	32402	66,920	51,200	15,720	23.5%	COPR	HORWITH	CEFX35850
03/13/07	04/11/07	000861475	32403	54,380	51,800	2,580	4.7%	COPR	HORWITH	CEFX35850
03/13/07	04/11/07	000861476	32404	58,180	50,700	7,480	12.9%	COPR	HORWITH	JTLX30168
03/13/07	04/11/07	000861477	32405	67,300	51,100	16,200	24.1%	COPR	HORWITH	JTLX30168
03/13/07	04/11/07	000861478	32406	66,640	51,100	15,540	23.3%	COPR	HORWITH	JTLX30168
03/13/07	04/11/07	000861479	32407	10,160	52,180	(42,020)	-413.6%	COPR	HORWITH	JTLX30168
03/13/07	04/18/07	000861480	32408	34,420	48,020	(13,600)	-39.5%	COPR	HORWITH	NDYX316029
03/14/07	04/11/07	000861482	32409	45,760	52,400	(6,640)	-14.5%	COPR	HORWITH	JTLX30165
03/14/07	04/11/07	000861483	32410	76,440	52,100	24,340	31.8%	COPR	HORWITH	JTLX30165
03/14/07	04/11/07	000861484	32411	68,720	50,180	18,540	27.0%	COPR	HORWITH	JTLX30165
03/14/07	04/11/07	000861485	32412	57,520	51,700	5,820	10.1%	COPR	HORWITH	CHUX195
03/14/07	04/11/07	000861486	32413	10,960	51,060	(40,100)	-365.9%	COPR	HORWITH	JTLX30165
03/14/07	04/11/07	000861487	32414	69,040	50,260	18,780	27.2%	COPR	HORWITH	CHUX195
03/14/07	04/11/07	000861488	32415	33,300	51,040	(17,740)	-53.3%	COPR	HORWITH	CHUX195
03/14/07	04/11/07	000861489	32416	33,300	49,620	(16,320)	-49.0%	COPR	HORWITH	CHUX195
03/14/07	04/11/07	000861490	32417	67,960	49,040	18,920	27.8%	COPR	HORWITH	CHUX168
03/14/07	04/11/07	000861491	32418	67,120	47,880	19,240	28.7%	COPR	HORWITH	CHUX168
03/14/07	04/11/07	000861492	32419	34,560	52,540	(17,980)	-52.0%	COPR	HORWITH	CHUX168
03/14/07	04/11/07	000861493	32420	34,560	49,520	(14,960)	-43.3%	COPR	HORWITH	CHUX168
03/14/07	04/11/07	000861494	32421	67,040	47,800	19,240	28.7%	COPR	HORWITH	CHUX186
03/14/07	04/11/07	000861495	32422	67,440	47,820	19,620	29.1%	COPR	HORWITH	CHUX186
03/14/07	04/11/07	000861496	32423	26,200	49,300	(23,100)	-88.2%	COPR	HORWITH	CHUX186
03/14/07	04/11/07	000861497	32424	26,200	49,220	(23,020)	-87.9%	COPR	HORWITH	CHUX186
03/14/07	04/11/07	000861498	32425	14,780	48,360	(33,580)	-227.2%	COPR	HORWITH	JTLX30152
03/14/07	04/11/07	000861499	32426	67,260	48,140	19,120	28.4%	COPR	HORWITH	JTLX30152
03/14/07	04/11/07	000861500	32427	66,200	48,540	17,660	26.7%	COPR	HORWITH	JTLX30152
03/14/07	04/11/07	000861501	32428	23,340	49,920	(26,580)	-113.9%	COPR	HORWITH	CHUX103
03/14/07	04/11/07	000861502	32429	45,320	49,240	(3,920)	-8.6%	COPR	HORWITH	JTLX30152
03/14/07	04/11/07	000861503	32430	67,340	49,660	17,680	26.3%	COPR	HORWITH	CHUX103
03/14/07	04/11/07	000861504	32431	67,080	50,620	16,460	24.5%	COPR	HORWITH	CHUX103
03/14/07	04/11/07	000861505	32432	41,260	50,520	(9,260)	-22.4%	COPR	HORWITH	CHUX103
03/14/07	04/11/07	000861506	32433	27,440	49,440	(22,000)	-80.2%	COPR	HORWITH	CHUX143
03/14/07	04/11/07	000861507	32434	36,840	50,560	(13,720)	-37.2%	COPR	HORWITH	NRLX585659
03/14/07	04/11/07	000861508	32435	68,280	52,300	15,980	23.4%	COPR	HORWITH	NRLX585659
03/14/07	04/11/07	000861509	32436	29,980	50,160	(20,180)	-67.3%	COPR	HORWITH	NRLX585659
03/14/07	04/11/07	000861510	32437	68,280	51,020	17,260	25.3%	COPR	HORWITH	NRLX585659
03/14/07	04/11/07	000861511	32438	25,280	50,080	(24,800)	-98.1%	COPR	HORWITH	NDYX316134
03/14/07	04/11/07	000861512	32439	67,240	49,540	17,700	26.3%	COPR	HORWITH	NDYX316134
03/14/07	04/11/07	000861513	32440	38,160	50,620	(12,460)	-32.7%	COPR	HORWITH	CHUX196
03/14/07	04/11/07	000861514	32441	67,280	51,540	15,740	23.4%	COPR	HORWITH	CHUX196
03/14/07	04/11/07	000861515	32442	66,780	50,340	16,440	24.6%	COPR	HORWITH	CHUX196
03/14/07	04/11/07	000861516	32443	31,200	52,340	(21,140)	-67.8%	COPR	HORWITH	CHUX196
03/14/07	04/11/07	000861517	32444	68,280	48,340	19,940	29.2%	COPR	HORWITH	NDYX316134
03/14/07	04/11/07	000861518	32445	67,560	52,580	14,980	22.2%	COPR	HORWITH	CHUX143
03/14/07	04/11/07	000861519	32446	68,020	50,340	17,680	26.0%	COPR	HORWITH	CHUX143
03/14/07	04/11/07	000861520	32447	40,280	49,260	(8,980)	-22.3%	COPR	HORWITH	CHUX143
03/14/07	04/18/07	000861521	32448	36,620	52,260	(15,640)	-42.7%	COPR	HORWITH	JTLX252
03/14/07	04/18/07	000861522	32449	67,100	50,740	16,360	24.4%	COPR	HORWITH	JTLX252
03/14/07	04/18/07	000861523	32450	76,320	51,380	24,940	32.7%	COPR	HORWITH	JTLX252
03/14/07	04/11/07	000861524	32451	31,780	48,920	(17,140)	-53.9%	COPR	HORWITH	NDYX316134
03/14/07	04/18/07	000861525	32452	26,460	49,920	(23,460)	-88.7%	COPR	HORWITH	JTLX252
03/14/07	04/18/07	000861526	32453	49,160	51,080	(1,920)	-3.9%	COPR	HORWITH	CHUX145

HONEYWELL SA-7 USE HAZARDOUS WASTE TRACKING (2006)										
Date Shipped	Date of Return Manifest	State Manifest	Man. Doc #	Facilty Manifest Weight (lbs)	Estimated Weight (lbs)	Manifest - Estimate (lbs)	Manifest - Estimate (%)	Material	Transporter	RAILCAR #
03/14/07	04/18/07	000861527	32454	68,200	50,460	17,740	26.0%	COPR	HORWITH	CHUX145
03/14/07	04/18/07	000861528	32455	68,420	51,000	17,420	25.5%	COPR	HORWITH	CHUX145
03/14/07	04/18/07	000861529	32456	17,100	50,620	(33,520)	-196.0%	COPR	HORWITH	CHUX145
03/15/07	04/18/07	000861530	32457	35,840	50,220	(14,380)	-40.1%	COPR	HORWITH	CEFX33358
03/15/07	04/11/07	000861531	32458	60,400	48,840	11,560	19.1%	COPR	HORWITH	NDYX316221
03/15/07	04/11/07	000861532	32459	67,340	49,740	17,600	26.1%	COPR	HORWITH	NDYX316221
03/15/07	04/18/07	000861533	32460	67,880	51,280	16,600	24.5%	COPR	HORWITH	CEFX33358
03/15/07	04/18/07	000861534	32461	66,300	49,840	16,460	24.8%	COPR	HORWITH	CEFX33358
03/15/07	04/18/07	000861535	32462	30,520	50,160	(19,640)	-64.4%	COPR	HORWITH	CEFX33358
03/15/07	04/18/07	000861536	32463	35,820	50,300	(14,480)	-40.4%	COPR	HORWITH	HLMX1103
03/15/07	04/11/07	000861537	32464	51,280	49,020	2,260	4.4%	COPR	HORWITH	NDYX316137
03/15/07	04/11/07	000861538	32465	34,300	49,220	(14,920)	-43.5%	COPR	HORWITH	NDYX316221
03/15/07	04/18/07	000861539	32466	68,300	50,120	18,180	26.6%	COPR	HORWITH	HLMX1103
03/15/07	04/11/07	000861540	32467	34,300	48,180	(13,880)	-40.5%	COPR	HORWITH	NDYX316221
03/15/07	04/11/07	000861541	32468	66,900	49,500	17,400	26.0%	COPR	HORWITH	NDYX316137
03/15/07	04/18/07	000861542	32469	67,180	49,660	17,520	26.1%	COPR	HORWITH	HLMX1103
03/15/07	04/18/07	000861543	32470	27,020	49,880	(22,860)	-84.6%	COPR	HORWITH	HLMX1103
03/15/07	04/11/07	000861544	32471	66,820	49,340	17,480	26.2%	COPR	HORWITH	NDYX316137
03/15/07	04/11/07	000861545	32472	16,680	51,680	(35,000)	-209.8%	COPR	HORWITH	MHFX5642
03/15/07	04/11/07	000861546	32473	68,580	50,340	18,240	26.6%	COPR	HORWITH	MHFX5642
03/15/07	04/11/07	000861547	32474	68,460	52,140	16,320	23.8%	COPR	HORWITH	MHFX5642
03/15/07	04/11/07	000861548	32475	49,800	50,000	(200)	-0.4%	COPR	HORWITH	MHFX5642
03/15/07	04/11/07	000861549	32476	18,420	50,600	(32,180)	-174.7%	COPR	HORWITH	HLMX1293
03/15/07	04/11/07	000861550	32477	66,880	50,120	16,760	25.1%	COPR	HORWITH	HLMX1293
03/15/07	04/11/07	000861551	32478	67,260	50,520	16,740	24.9%	COPR	HORWITH	HLMX1293
03/15/07	04/11/07	000861552	32479	67,260	49,720	17,540	26.1%	COPR	HORWITH	CEFX33323
03/15/07	04/11/07	000861553	32480	48,200	50,420	(2,220)	-4.6%	COPR	HORWITH	HLMX1293
03/15/07	04/11/07	000861554	32481	16,180	50,040	(33,860)	-209.3%	COPR	HORWITH	CEFX33323
03/15/07	04/11/07	000861555	32482	76,180	51,600	24,580	32.3%	COPR	HORWITH	CEFX33323
03/15/07	04/11/07	000861556	32483	7,460	49,340	(41,880)	-561.4%	COPR	HORWITH	NDYX316137
03/15/07	04/11/07	000861557	32484	38,360	49,380	(11,020)	-28.7%	COPR	HORWITH	CEFX33323
03/15/07	04/11/07	000861558	32485	14,980	49,540	(34,560)	-230.7%	COPR	HORWITH	CEFX31022
03/15/07	04/11/07	000861559	32486	66,860	50,440	16,420	24.6%	COPR	HORWITH	CEFX31022
03/15/07	04/11/07	000861560	32487	65,840	51,040	14,800	22.5%	COPR	HORWITH	CEFX31022
03/15/07	04/11/07	000861561	32488	51,200	50,840	360	0.7%	COPR	HORWITH	CEFX31022
03/15/07	04/11/07	000861562	32489	15,120	50,340	(35,220)	-232.9%	COPR	HORWITH	MHFX5698
03/15/07	04/11/07	000861563	32490	68,500	51,840	16,660	24.3%	COPR	HORWITH	MHFX5698
03/15/07	04/11/07	000861564	32491	67,900	51,120	16,780	24.7%	COPR	HORWITH	MHFX5698
03/15/07	04/11/07	000861565	32492	53,140	52,260	880	1.7%	COPR	HORWITH	MHFX5698
03/15/07	04/11/07	000861566	32493	38,320	50,920	(12,600)	-32.9%	COPR	HORWITH	JTLX30169
03/15/07	04/11/07	000861567	32494	67,680	50,320	17,360	25.7%	COPR	HORWITH	JTLX30169
03/15/07	04/11/07	000861568	32495	67,120	51,800	15,320	22.8%	COPR	HORWITH	JTLX30169
03/15/07	04/11/07	000861569	32496	36,920	51,020	(14,100)	-38.2%	COPR	HORWITH	CHUX244
03/15/07	04/11/07	000861570	32497	30,500	51,100	(20,600)	-67.5%	COPR	HORWITH	JTLX30169
03/15/07	04/11/07	000861571	32498	68,120	50,740	17,380	25.5%	COPR	HORWITH	CHUX244
03/15/07	04/11/07	000861572	32499	68,320	51,120	17,200	25.2%	COPR	HORWITH	CHUX244
03/15/07	04/18/07	000861573	32500	44,300	50,080	(5,780)	-13.0%	COPR	HORWITH	NDYX316019
03/15/07	04/11/07	000861574	32501	28,900	50,780	(21,880)	-75.7%	COPR	HORWITH	CHUX244
03/15/07	04/11/07	000861575	32502	18,740	50,580	(31,840)	-169.9%	COPR	HORWITH	CEFX35802
03/15/07	04/11/07	000861576	32503	76,200	50,540	25,660	33.7%	COPR	HORWITH	CEFX35802
03/15/07	04/11/07	000861577	32504	75,640	50,460	25,180	33.3%	COPR	HORWITH	CEFX35802
03/15/07	04/11/07	000861578	32505	31,460	51,600	(20,140)	-64.0%	COPR	HORWITH	CEFX35802
03/15/07	04/18/07	000861579	32506	66,020	48,800	17,220	26.1%	COPR	HORWITH	NDYX316019
03/15/07	04/18/07	000861580	32507	76,320	49,720	26,600	34.9%	COPR	HORWITH	NDYX316019
03/16/07	04/18/07	000861581	32508	32,100	50,460	(18,360)	-57.2%	COPR	HORWITH	TILX3189
03/16/07	04/18/07	000861582	32509	36,760	49,080	(12,320)	-33.5%	COPR	HORWITH	NDYX316037
03/16/07	04/18/07	000861583	32510	66,460	49,420	17,040	25.6%	COPR	HORWITH	NDYX316037
03/16/07	04/18/07	000861584	32511	19,980	49,560	(29,580)	-148.0%	COPR	HORWITH	NDYX316037
03/16/07	04/18/07	000861585	32512	68,040	48,840	19,200	28.2%	COPR	HORWITH	NDYX316037
03/16/07	04/18/07	000861586	32513	76,580	49,960	26,620	34.8%	COPR	HORWITH	TILX3189
03/16/07	04/18/07	000861587	32514	67,300	51,620	15,680	23.3%	COPR	HORWITH	TILX3189
03/16/07	04/18/07	000861588	32515	30,060	50,800	(20,740)	-69.0%	COPR	HORWITH	TILX3189
03/16/07	04/18/07	000861589	32516	76,100	51,220	24,880	32.7%	COPR	HORWITH	JTLX30174
03/16/07	04/18/07	000861590	32517	56,660	50,200	6,460	11.4%	COPR	HORWITH	JTLX30174
03/16/07	04/18/07	000861591	32518	68,560	48,600	19,960	29.1%	COPR	HORWITH	NDYX316025
03/16/07	04/18/07	000861592	32519	33,740	50,080	(16,340)	-48.4%	COPR	HORWITH	JTLX30174
03/16/07	04/18/07	000861593	32520	33,740	50,240	(16,500)	-48.9%	COPR	HORWITH	JTLX30174
03/16/07	04/18/07	000861594	32521	76,780	48,840	27,940	36.4%	COPR	HORWITH	NDYX316025
03/16/07	04/18/07	000861595	32522	22,160	48,220	(26,060)	-117.6%	COPR	HORWITH	NDYX316025
03/16/07	04/18/07	000861596	32523	76,160	50,820	25,340	33.3%	COPR	HORWITH	CEFX33557
03/16/07	04/18/07	000861597	32524	66,360	49,200	17,160	25.9%	COPR	HORWITH	CEFX33557
03/16/07	04/18/07	000861598	32525	28,880	48,540	(19,660)	-68.1%	COPR	HORWITH	CEFX33557
03/16/07	04/18/07	000861599	32526	22,160	47,220	(25,060)	-113.1%	COPR	HORWITH	NDYX316025
03/16/07	04/18/07	000861600	32527	28,860	49,460	(20,600)	-71.4%	COPR	HORWITH	CEFX33557
03/16/07	04/18/07	000861601	32528	77,140	49,640	27,500	35.6%	COPR	HORWITH	CEFX31007
03/16/07	04/18/07	000861602	32529	67,060	48,780	18,280	27.3%	COPR	HORWITH	CEFX31007
03/16/07	04/18/07	000861603	32530	24,700	48,000	(23,300)	-94.3%	COPR	HORWITH	CEFX31007
03/16/07	04/18/07	000861604	32531	17,380	47,480	(30,100)	-173.2%	COPR	HORWITH	CEFX32095
03/16/07	04/18/07	000861605	32532	24,720	49,840	(25,120)	-101.6%	COPR	HORWITH	CEFX31007
03/16/07	04/18/07	000861606	32533	64,260	49,040	15,220	23.7%	COPR	HORWITH	CEFX32095

Honeywell

HONEYWELL SA-7 USE HAZARDOUS WASTE TRACKING (2006)										
Date Shipped	Date of Return Manifest	State Manifest	Man. Doc #	Facilty Manifest Weight (lbs)	Estimated Weight (lbs)	Manifest - Estimate (lbs)	Manifest - Estimate (%)	Material	Transporter	RAILCAR #
03/16/07	04/18/07	000861607	32534	68,120	50,260	17,860	26.2%	COPR	HORWITH	CEFX32095
03/16/07	04/18/07	000861608	32535	46,060	49,600	(3,540)	-7.7%	COPR	HORWITH	CEFX32095
03/16/07	04/18/07	000861609	32536	18,820	50,620	(31,800)	-169.0%	COPR	HORWITH	JTLX127
03/16/07	04/18/07	000861610	32537	77,100	50,220	26,880	34.9%	COPR	HORWITH	JTLX127
03/16/07	04/18/07	000861611	32538	69,280	51,480	17,800	25.7%	COPR	HORWITH	JTLX127
03/16/07	04/18/07	000861612	32539	38,580	51,000	(12,420)	-32.2%	COPR	HORWITH	JTLX127
03/16/07	04/18/07	000861613	32540	32,040	42,740	(10,700)	-33.4%	COPR	HORWITH	NDYX316224
03/16/07	04/18/07	000861614	32541	48,900	50,760	(1,860)	-3.8%	COPR	HORWITH	JTLX30149
03/16/07	04/18/07	000861615	32542	77,220	51,720	25,500	33.0%	COPR	HORWITH	JTLX30149
03/16/07	04/18/07	000861616	32543	68,460	48,480	19,980	29.2%	COPR	HORWITH	NDYX316224
03/16/07	04/18/07	000861617	32544	38,040	50,540	(12,500)	-32.9%	COPR	HORWITH	JTLX30149
03/16/07	04/18/07	000861618	32545	38,040	51,180	(13,140)	-34.5%	COPR	HORWITH	JTLX30149
03/16/07	04/18/07	000861619	32546	68,140	50,820	17,320	25.4%	COPR	HORWITH	CHUX319
03/16/07	04/18/07	000861620	32547	67,640	48,680	18,960	28.0%	COPR	HORWITH	NDYX316224
03/16/07	04/18/07	000861621	32548	67,320	50,980	16,340	24.3%	COPR	HORWITH	CHUX319
03/16/07	04/18/07	000861622	32549	33,500	50,460	(16,960)	-50.6%	COPR	HORWITH	CHUX319
03/16/07	04/18/07	000861623	32550	33,500	50,000	(16,500)	-49.3%	COPR	HORWITH	CHUX319
03/19/07	04/18/07	000861624	32551	76,480	50,040	26,440	34.6%	COPR	HORWITH	MHFX5643
03/19/07	04/18/07	000861625	32552	67,580	50,220	17,360	25.7%	COPR	HORWITH	MHFX5643
03/19/07	04/18/07	000861626	32553	27,420	51,200	(23,780)	-86.7%	COPR	HORWITH	MHFX5643
03/19/07	04/18/07	000861627	32554	43,000	49,520	(6,520)	-15.2%	COPR	HORWITH	NDYX316072
03/19/07	04/18/07	000861628	32555	27,420	50,020	(22,600)	-82.4%	COPR	HORWITH	MHFX5643
03/19/07	04/18/07	000861629	32556	77,780	48,000	29,780	38.3%	COPR	HORWITH	NDYX316219
03/19/07	04/18/07	000861630	32557	66,680	49,620	17,060	25.6%	COPR	HORWITH	NDYX316072
03/19/07	04/18/07	000861631	32558	38,240	51,380	(13,140)	-34.4%	COPR	HORWITH	NRLX528149
03/19/07	04/18/07	000861632	32559	67,240	50,560	16,680	24.8%	COPR	HORWITH	NRLX528149
03/19/07	04/18/07	000861633	32560	66,860	50,860	16,000	23.9%	COPR	HORWITH	NRLX528149
03/19/07	04/18/07	000861634	32561	53,820	50,160	3,660	6.8%	COPR	HORWITH	NDYX316063
03/19/07	04/18/07	000861635	32562	76,120	50,160	25,960	34.1%	COPR	HORWITH	NDYX316063
03/19/07	04/18/07	000861636	32563	67,360	50,400	16,960	25.2%	COPR	HORWITH	NDYX316130
03/19/07	04/18/07	000861637	32564	66,860	50,420	16,440	24.6%	COPR	HORWITH	NDYX316130
03/19/07	04/18/07	000861638	32565	23,160	50,800	(27,640)	-119.3%	COPR	HORWITH	NRLX528149
03/19/07	04/18/07	000861639	32566	65,460	49,700	15,760	24.1%	COPR	HORWITH	NDYX316072
03/19/07	04/18/07	000861640	32567	53,160	51,160	2,000	3.8%	COPR	HORWITH	JTLX264
03/19/07	04/18/07	000861641	32568	15,860	50,080	(34,220)	-215.8%	COPR	HORWITH	NDYX316072
03/19/07	04/18/07	000861642	32569	75,860	49,140	26,720	35.2%	COPR	HORWITH	NDYX316219
03/19/07	04/18/07	000861643	32570	76,160	50,760	25,400	33.4%	COPR	HORWITH	JTLX264
03/19/07	04/18/07	000861644	32571	9,400	50,660	(41,260)	-438.9%	COPR	HORWITH	NDYX316197
03/19/07	04/18/07	000859567	32572	37,560	51,060	(13,500)	-35.9%	COPR	HORWITH	JTLX264
03/19/07	04/18/07	000859568	32573	37,580	51,020	(13,440)	-35.8%	COPR	HORWITH	JTLX264
03/19/07	04/18/07	000859569	32574	75,900	50,580	25,320	33.4%	COPR	HORWITH	NDYX316197
03/19/07	04/18/07	000861658	32575	68,500	50,920	17,580	25.7%	COPR	HORWITH	NDYX316197
03/19/07	04/18/07	000861809	32576	33,060	48,900	(15,840)	-47.9%	COPR	HORWITH	NDYX316063
03/19/07	04/18/07	000861810	32577	19,120	48,360	(29,240)	-152.9%	COPR	HORWITH	NDYX316219
03/19/07	04/18/07	000861811	32578	19,120	48,480	(29,360)	-153.6%	COPR	HORWITH	NDYX316219
03/19/07	04/18/07	000861812	32579	33,080	50,700	(17,620)	-53.3%	COPR	HORWITH	NDYX316063
03/19/07	04/18/07	000861813	32580	62,520	50,960	11,560	18.5%	COPR	HORWITH	JTLX30148
03/19/07	04/18/07	000861814	32581	22,820	49,740	(26,920)	-118.0%	COPR	HORWITH	NDYX316224
03/19/07	04/18/07	000861815	32582	76,620	52,000	24,620	32.1%	COPR	HORWITH	JTLX30148
03/19/07	04/18/07	000861816	32583	36,100	49,080	(12,980)	-36.0%	COPR	HORWITH	NDYX316197
03/19/07	04/18/07	000861817	32584	33,780	52,280	(18,500)	-54.8%	COPR	HORWITH	JTLX30148
03/19/07	04/18/07	000861818	32585	33,780	50,760	(16,980)	-50.3%	COPR	HORWITH	JTLX30148
03/19/07	04/18/07	000861819	32586	45,880	52,560	(6,680)	-14.6%	COPR	HORWITH	JTLX266
03/19/07	04/18/07	000861820	32587	69,020	51,100	17,920	26.0%	COPR	HORWITH	JTLX266
03/19/07	04/18/07	000861821	32588	10,800	49,700	(38,900)	-360.2%	COPR	HORWITH	NDYX316019
03/19/07	04/18/07	000861826	32589	37,080	49,900	(12,820)	-34.6%	COPR	HORWITH	MHFX5716
03/19/07	04/18/07	000861822	32590	77,140	52,040	25,100	32.5%	COPR	HORWITH	JTLX266
03/19/07	04/18/07	000861823	32591	13,720	50,760	(37,040)	-270.0%	COPR	HORWITH	JTLX266
03/19/07	04/18/07	000861824	32592	50,300	51,780	(1,480)	-2.9%	COPR	HORWITH	JTLX30155
03/19/07	04/18/07	000861825	32593	66,220	51,720	14,500	21.9%	COPR	HORWITH	JTLX30155
03/19/07	04/18/07	000861827	32594	67,020	51,280	15,740	23.5%	COPR	HORWITH	JTLX30155
03/19/07	04/18/07	000861828	32595	20,620	52,200	(31,580)	-153.2%	COPR	HORWITH	JTLX30155
03/19/07	04/18/07	000861829	32596	26,100	49,580	(23,480)	-90.0%	COPR	HORWITH	NDYX316130
03/19/07	04/18/07	000861830	32597	77,100	50,480	26,620	34.5%	COPR	HORWITH	MHFX5716
03/19/07	04/18/07	000861831	32598	16,780	50,040	(33,260)	-198.2%	COPR	HORWITH	MHFX5716
03/19/07	04/18/07	000861832	32599	67,440	50,240	17,200	25.5%	COPR	HORWITH	MHFX5716
03/19/07	04/18/07	000861833	32600	26,080	49,580	(23,500)	-90.1%	COPR	HORWITH	NDYX316130
03/20/07	04/18/07	000861834	32601	28,900	48,840	(19,940)	-69.0%	COPR	HORWITH	NDYX316133
03/20/07	04/18/07	000861835	32602	21,340	50,360	(29,020)	-136.0%	COPR	HORWITH	CHUX212
03/20/07	04/18/07	000861836	32603	67,300	49,480	17,820	26.5%	COPR	HORWITH	NDYX316133
03/20/07	04/18/07	000861837	32604	68,100	50,800	17,300	25.4%	COPR	HORWITH	CHUX212
03/20/07	04/18/07	000861838	32605	68,380	50,640	17,740	25.9%	COPR	HORWITH	CHUX212
03/20/07	04/18/07	000861839	32606	39,920	50,560	(10,640)	-26.7%	COPR	HORWITH	CHUX212
03/20/07	04/18/07	000861840	32607	77,040	51,520	25,520	33.1%	COPR	HORWITH	CEFX32187

Honeywell

HONEYWELL SA-7 USE HAZARDOUS WASTE TRACKING (2006)										
Date Shipped	Date of Return Manifest	State Manifest	Man. Doc #	Facilty Manifest Weight (lbs)	Estimated Weight (lbs)	Manifest - Estimate (lbs)	Manifest - Estimate (%)	Material	Transporter	RAILCAR #
03/20/07	04/18/07	000861841	32608	67,280	50,580	16,700	24.8%	COPR	HORWITH	CEFX32187
03/20/07	04/18/07	000861842	32609	28,200	52,220	(24,020)	-85.2%	COPR	HORWITH	CEFX32187
03/20/07	04/18/07	000861843	32610	28,200	51,440	(23,240)	-82.4%	COPR	HORWITH	CEFX32187
03/20/07	04/18/07	000861844	32611	15,160	50,460	(35,300)	-232.8%	COPR	HORWITH	CHUX307
03/20/07	04/18/07	000861845	32612	68,380	51,700	16,680	24.4%	COPR	HORWITH	CHUX307
03/20/07	04/18/07	000861846	32613	68,180	51,980	16,200	23.8%	COPR	HORWITH	CHUX307
03/20/07	04/18/07	000861847	32614	51,340	51,300	40	0.1%	COPR	HORWITH	CHUX307
03/20/07	04/18/07	000861848	32615	67,880	49,520	18,360	27.0%	COPR	HORWITH	NDYX316133
03/20/07	04/18/07	000861849	32616	17,100	50,280	(33,180)	-194.0%	COPR	HORWITH	CEFX33434
03/20/07	04/18/07	000861850	32617	25,700	49,540	(23,840)	-92.8%	COPR	HORWITH	NDYX316133
03/20/07	04/18/07	000861851	32618	41,920	49,000	(7,080)	-16.9%	COPR	HORWITH	NDYX316223
03/20/07	04/18/07	000861852	32619	40,540	50,280	(9,740)	-24.0%	COPR	HORWITH	NDYX316003
03/20/07	04/18/07	000861853	32620	19,800	49,240	(29,440)	-148.7%	COPR	HORWITH	NDYX316223
03/20/07	04/18/07	000861854	32621	70,780	49,280	21,500	30.4%	COPR	HORWITH	NDYX316223
03/20/07	04/18/07	000861855	32622	67,680	51,260	16,420	24.3%	COPR	HORWITH	CEFX33434
03/20/07	04/18/07	000861856	32623	68,860	51,020	17,840	25.9%	COPR	HORWITH	CEFX33434
03/20/07	04/18/07	000861857	32624	47,220	51,260	(4,040)	-8.6%	COPR	HORWITH	CEFX33434
03/20/07	04/18/07	000861858	32625	60,640	49,440	11,200	18.5%	COPR	HORWITH	NDYX316223
03/20/07	04/18/07	000861859	32626	18,080	50,740	(32,660)	-180.6%	COPR	HORWITH	MHFX5632
03/20/07	04/18/07	000861860	32627	68,140	49,960	18,180	26.7%	COPR	HORWITH	NDYX316003
03/20/07	04/18/07	000861861	32628	68,640	49,780	18,860	27.5%	COPR	HORWITH	NDYX316003
03/20/07	04/18/07	000861862	32629	55,080	51,720	3,360	6.1%	COPR	HORWITH	MHFX5632
03/20/07	04/18/07	000861863	32630	68,300	51,060	17,240	25.2%	COPR	HORWITH	MHFX5632
03/20/07	04/18/07	000861864	32631	16,420	51,800	(35,380)	-215.5%	COPR	HORWITH	CEFX33567
03/20/07	04/18/07	000861865	32632	67,160	50,980	16,180	24.1%	COPR	HORWITH	MHFX5632
03/20/07	04/18/07	000861866	32633	68,320	50,900	17,420	25.5%	COPR	HORWITH	CEFX33567
03/20/07	04/18/07	000861867	32634	48,900	51,480	(2,580)	-5.3%	COPR	HORWITH	CEFX33567
03/20/07	04/18/07	000861868	32635	66,840	50,080	16,760	32.3%	COPR	HORWITH	CEFX33567
03/20/07	04/18/07	000861869	32636	7,620	52,280	(44,660)	-586.1%	COPR	HORWITH	CHUX185
03/20/07	04/18/07	000861870	32637	51,960	51,760	200	0.3%	COPR	HORWITH	CHUX185
03/20/07	04/18/07	000861871	32638	75,680	51,480	24,200	32.0%	COPR	HORWITH	CHUX185
03/20/07	04/18/07	000861872	32639	68,600	50,840	17,760	25.9%	COPR	HORWITH	CHUX185
03/20/07	04/11/07	000861873	32640	67,140	50,240	16,900	25.2%	COPR	HORWITH	CEFX33396
03/20/07	04/11/07	000861874	32641	76,060	51,860	24,200	31.8%	COPR	HORWITH	CEFX33396
03/20/07	04/11/07	000861875	32642	30,240	52,040	(21,800)	-72.1%	COPR	HORWITH	CEFX33396
03/20/07	04/11/07	000861876	32643	30,260	50,580	(20,320)	-67.2%	COPR	HORWITH	CEFX33396
03/20/07	04/18/07	000861877	32644	76,800	51,800	25,000	32.6%	COPR	HORWITH	MHFX5770
03/20/07	04/18/07	000861878	32645	68,080	50,960	17,120	25.1%	COPR	HORWITH	MHFX5770
03/20/07	04/18/07	000861879	32646	13,780	49,960	(36,180)	-262.6%	COPR	HORWITH	NDYX316003
03/20/07	04/18/07	000861880	32647	26,580	50,640	(24,060)	-90.5%	COPR	HORWITH	MHFX5770
03/21/07	04/18/07	000861881	32648	60,520	50,780	9,740	16.1%	COPR	HORWITH	CHUX308
03/21/07	04/18/07	000861882	32649	67,980	50,020	17,960	26.4%	COPR	HORWITH	CHUX308
03/21/07	04/18/07	000861883	32650	32,400	49,700	(17,300)	-53.4%	COPR	HORWITH	NDYX316211
03/21/07	04/18/07	000861884	32651	67,660	48,040	19,620	29.0%	COPR	HORWITH	NDYX316211
03/21/07	04/18/07	000861885	32652	76,140	49,980	26,160	34.4%	COPR	HORWITH	NDYX316211
03/21/07	04/18/07	000861886	32653	34,100	51,740	(17,640)	-51.7%	COPR	HORWITH	CHUX308
03/21/07	04/18/07	000861887	32654	23,880	50,220	(26,340)	-110.3%	COPR	HORWITH	NDYX316047
03/21/07	04/18/07	000861888	32655	67,680	50,040	17,640	26.1%	COPR	HORWITH	NDYX316047
03/21/07	04/18/07	000861889	32656	26,580	51,520	(24,940)	-93.8%	COPR	HORWITH	MHFX5770
03/21/07	04/18/07	000861890	32657	34,100	50,360	(16,260)	-47.7%	COPR	HORWITH	CHUX308
03/21/07	04/18/07	000861891	32658	15,140	48,880	(33,740)	-222.9%	COPR	HORWITH	NDYX316211
03/21/07	04/18/07	000861892	32659	26,520	51,240	(24,720)	-93.2%	COPR	HORWITH	NDYX320437
03/21/07	04/18/07	000861893	32660	68,000	50,880	17,120	25.2%	COPR	HORWITH	NDYX320437
03/21/07	04/18/07	000861894	32661	67,520	50,120	17,400	25.8%	COPR	HORWITH	NDYX316083
03/21/07	04/18/07	000861895	32662	76,360	48,180	28,180	36.9%	COPR	HORWITH	NDYX316083
03/21/07	04/18/07	000861896	32663	67,540	48,760	18,780	27.8%	COPR	HORWITH	NDYX316047
03/21/07	04/18/07	000861897	32664	25,000	48,680	(23,680)	-94.7%	COPR	HORWITH	NDYX316083
03/21/07	04/18/07	000861898	32665	33,740	49,780	(16,040)	-47.5%	COPR	HORWITH	NDYX316047
03/21/07	04/18/07	000861899	32666	24,220	50,500	(26,280)	-108.5%	COPR	HORWITH	NDYX316083
03/21/07	04/18/07	000861900	32667	68,380	51,440	16,940	24.8%	COPR	HORWITH	NDYX320437
03/21/07	04/18/07	000861901	32668	44,340	52,260	(7,920)	-17.9%	COPR	HORWITH	NDYX320437
03/21/07	04/18/07	000861902	32669	13,300	51,800	(38,500)	-289.5%	COPR	HORWITH	HLMX1274
03/21/07	04/18/07	000861903	32670	67,120	50,680	16,440	24.5%	COPR	HORWITH	HLMX1274
03/21/07	04/18/07	000861904	32671	68,980	52,540	16,440	23.8%	COPR	HORWITH	HLMX1274
03/21/07	04/18/07	000861905	32672	53,640	50,680	2,960	5.5%	COPR	HORWITH	HLMX1274
03/21/07	04/19/07	000861906	32673	9,540	50,680	(41,140)	-431.2%	COPR	HORWITH	JTLX30162
03/21/07	04/19/07	000861907	32674	67,020	52,060	14,960	22.3%	COPR	HORWITH	JTLX30162
03/21/07	04/19/07	000861908	32675	68,240	48,660	19,580	28.7%	COPR	HORWITH	NDYX316048
03/21/07	04/19/07	000861909	32676	60,420	51,580	8,840	14.6%	COPR	HORWITH	JTLX30162
03/21/07	04/19/07	000861910	32677	66,600	50,880	15,720	23.6%	COPR	HORWITH	JTLX30162
03/21/07	04/18/07	000861911	32678	31,620	50,920	(19,300)	-61.0%	COPR	HORWITH	CHUX113
03/21/07	04/18/07	000861912	32679	25,000	50,660	(25,660)	-102.6%	COPR	HORWITH	CHUX113
03/21/07	04/19/07	000861913	32680	68,440	49,640	18,800	27.5%	COPR	HORWITH	NDYX316048
03/21/07	04/19/07	000861914	32681	77,020	52,520	24,500	31.8%	COPR	HORWITH	JTLX30164

Honeywell

HONEYWELL SA-7 USE HAZARDOUS WASTE TRACKING (2006)										
Date Shipped	Date of Return Manifest	State Manifest	Man. Doc #	Facilty Manifest Weight (lbs)	Estimated Weight (lbs)	Manifest - Estimate (lbs)	Manifest - Estimate (%)	Material	Transporter	RAILCAR #
03/21/07	04/18/07	000861915	32682	76,420	52,540	23,880	31.2%	COPR	HORWITH	CHUX113
03/21/07	04/18/07	000861916	32683	68,600	50,060	18,540	27.0%	COPR	HORWITH	CHUX113
03/21/07	04/19/07	000861917	32684	29,460	52,500	(23,040)	-78.2%	COPR	HORWITH	JTLX30138
03/21/07	04/19/07	000861918	32685	65,900	52,380	13,520	20.5%	COPR	HORWITH	JTLX30138
03/21/07	04/19/07	000861919	32686	67,700	52,280	15,420	22.8%	COPR	HORWITH	JTLX30138
03/21/07	04/19/07	000861920	32687	42,580	50,860	(8,280)	-19.4%	COPR	HORWITH	JTLX30138
03/21/07	04/19/07	000861921	32688	21,280	49,820	(28,540)	-134.1%	COPR	HORWITH	JTLX30164
03/21/07	04/19/07	000861924	32689	66,840	50,940	15,900	23.8%	COPR	HORWITH	JTLX30164
03/21/07	04/19/07	000861925	32690	37,480	50,780	(13,300)	-35.5%	COPR	HORWITH	JTLX30164
03/21/07	04/19/07	000861926	32691	22,980	50,400	(27,420)	-119.3%	COPR	HORWITH	CEFX35241
03/21/07	04/19/07	000861927	32692	67,400	50,240	17,160	25.5%	COPR	HORWITH	CEFX35241
03/21/07	04/19/07	000861928	32693	76,300	51,060	25,240	33.1%	COPR	HORWITH	CEFX35241
03/21/07	04/19/07	000861929	32694	29,260	49,420	(20,160)	-68.9%	COPR	HORWITH	NDYX316048
03/21/07	04/19/07	000861930	32695	29,280	49,640	(20,360)	-69.5%	COPR	HORWITH	NDYX316048
03/21/07	04/19/07	000861931	32696	32,900	50,980	(18,080)	-55.0%	COPR	HORWITH	CEFX35241
03/21/07	04/18/07	000861932	32697	67,160	50,040	17,120	25.5%	COPR	HORWITH	NDYX316055
03/22/07	04/18/07	000861933	32698	68,540	50,740	17,800	26.0%	COPR	HORWITH	CHUX211
03/22/07	04/18/07	000861934	32699	76,760	51,420	25,340	33.0%	COPR	HORWITH	CHUX211
03/22/07	04/18/07	000861935	32700	28,340	50,400	(22,060)	-77.8%	COPR	HORWITH	CHUX211
03/22/07	04/18/07	000861936	32701	26,520	49,300	(22,780)	-85.9%	COPR	HORWITH	NDYX316152
03/22/07	04/18/07	000861937	32702	28,340	51,740	(23,400)	-82.6%	COPR	HORWITH	CHUX211
03/22/07	04/18/07	000861938	32703	76,620	51,000	25,620	33.4%	COPR	HORWITH	NRLX526287
03/22/07	04/18/07	000861939	32704	19,900	51,860	(31,960)	-160.6%	COPR	HORWITH	NRLX526287
03/22/07	04/18/07	000861940	32705	67,480	51,360	16,120	23.9%	COPR	HORWITH	NRLX526287
03/22/07	04/18/07	000861941	32706	41,500	52,040	(10,540)	-25.4%	COPR	HORWITH	NRLX526287
03/22/07	04/18/07	000861942	32707	69,880	51,360	18,520	26.5%	COPR	HORWITH	CHUX243
03/22/07	04/18/07	000861943	32708	38,520	50,820	(12,300)	-31.9%	COPR	HORWITH	CHUX243
03/22/07	04/18/07	000861944	32709	66,220	49,940	16,280	24.6%	COPR	HORWITH	NDYX316152
03/22/07	04/18/07	000861945	32710	18,380	51,500	(33,120)	-180.2%	COPR	HORWITH	CHUX243
03/22/07	04/18/07	000861946	32711	76,380	51,040	25,340	33.2%	COPR	HORWITH	CHUX243
03/22/07	04/18/07	000861947	32712	58,200	51,360	6,840	11.8%	COPR	HORWITH	NDYX322014
03/22/07	04/18/07	000861948	32713	76,740	50,520	26,220	34.2%	COPR	HORWITH	NDYX322014
03/22/07	04/18/07	000861949	32714	66,080	49,340	16,740	25.3%	COPR	HORWITH	NDYX316055
03/22/07	04/18/07	000861950	32715	67,720	48,800	18,920	27.9%	COPR	HORWITH	NDYX316152
03/22/07	04/18/07	000861951	32716	30,260	49,020	(18,760)	-62.0%	COPR	HORWITH	NDYX316152
03/22/07	04/18/07	000861952	32717	31,080	48,360	(17,280)	-55.6%	COPR	HORWITH	NDYX316055
03/22/07	04/18/07	000861953	32718	31,100	50,040	(18,940)	-60.9%	COPR	HORWITH	NDYX316055
03/22/07	04/18/07	000861954	32719	33,600	50,560	(16,960)	-50.5%	COPR	HORWITH	NDYX322014
03/22/07	04/18/07	000861955	32720	33,620	50,740	(17,120)	-50.9%	COPR	HORWITH	NDYX322014
03/22/07	04/18/07	000861956	32721	68,280	49,300	18,980	27.8%	COPR	HORWITH	NDYX316036
03/22/07	04/18/07	000861957	32722	68,540	49,220	19,320	28.2%	COPR	HORWITH	NDYX316036
03/22/07	04/18/07	000861958	32723	31,860	48,000	(16,140)	-50.7%	COPR	HORWITH	NDYX316036
03/22/07	04/18/07	000861959	32724	30,700	49,920	(19,220)	-62.6%	COPR	HORWITH	NDYX316036
03/22/07	04/19/07	000861960	32725	44,140	52,080	(7,940)	-18.0%	COPR	HORWITH	CHUX184
03/22/07	04/19/07	000861961	32726	68,160	51,680	16,480	24.2%	COPR	HORWITH	CHUX184
03/22/07	04/19/07	000861962	32727	67,320	50,240	17,080	25.4%	COPR	HORWITH	CHUX184
03/22/07	04/18/07	000861963	32728	5,400	49,380	(43,980)	-814.4%	COPR	HORWITH	NDYX316031
03/22/07	04/18/07	000861964	32729	68,300	48,620	19,680	28.8%	COPR	HORWITH	NDYX316031
03/22/07	04/18/07	000861965	32730	68,900	48,000	20,900	30.3%	COPR	HORWITH	NDYX316031
03/22/07	04/18/07	000861966	32731	50,520	48,700	1,820	3.6%	COPR	HORWITH	NDYX316031
03/22/07	04/19/07	000861967	32732	23,080	50,560	(27,480)	-119.1%	COPR	HORWITH	CHUX184
03/22/07	04/18/07	000861968	32733	37,540	49,760	(12,220)	-32.6%	COPR	HORWITH	DJLX98509
03/22/07	04/18/07	000861969	32734	67,740	50,180	17,560	25.9%	COPR	HORWITH	DJLX98509
03/22/07	04/18/07	000861970	32735	67,680	50,440	17,240	25.5%	COPR	HORWITH	DJLX98509
03/22/07	04/18/07	000861971	32736	23,780	49,300	(25,520)	-107.3%	COPR	HORWITH	DJLX98509
03/22/07	04/18/07	000861972	32737	26,040	50,540	(24,500)	-94.1%	COPR	HORWITH	CHUX273
03/22/07	04/18/07	000861973	32738	76,860	49,860	27,000	35.1%	COPR	HORWITH	CHUX273
03/22/07	04/18/07	000861974	32739	67,360	48,640	18,720	27.8%	COPR	HORWITH	CHUX273
03/22/07	04/18/07	000861975	32740	30,980	51,120	(20,140)	-65.0%	COPR	HORWITH	CHUX273
03/22/07	04/18/07	000861976	32741	37,880	49,400	(11,520)	-30.4%	COPR	HORWITH	CHUX268
03/22/07	04/18/07	000861977	32742	69,680	49,900	19,780	28.4%	COPR	HORWITH	CHUX268
03/22/07	04/18/07	000861978	32743	77,000	49,420	27,580	35.8%	COPR	HORWITH	CHUX268
03/22/07	04/18/07	000861979	32744	9,300	49,960	(40,660)	-437.2%	COPR	HORWITH	CHUX268
03/22/07	04/18/07	000861980	32745	66,440	49,620	16,820	25.3%	COPR	HORWITH	HLMX1202
03/23/07	04/19/07	000861981	32746	68,780	49,320	19,460	28.3%	COPR	HORWITH	NDYX316015
03/23/07	04/19/07	000861982	32747	77,520	49,660	27,860	35.9%	COPR	HORWITH	NDYX316015
03/23/07	04/19/07	000861984	32748	22,820	48,060	(25,240)	-110.6%	COPR	HORWITH	NDYX316015
03/23/07	04/18/07	000861985	32749	35,640	51,740	(16,100)	-45.2%	COPR	HORWITH	JTLX50
03/23/07	04/19/07	000861986	32750	23,600	49,720	(26,120)	-110.7%	COPR	HORWITH	NDYX316015
03/23/07	04/18/07	000861987	32751	66,780	50,980	15,800	23.7%	COPR	HORWITH	JTLX50
03/23/07	04/18/07	000861988	32752	29,040	52,000	(22,960)	-79.1%	COPR	HORWITH	JTLX50
03/23/07	04/18/07	000861989	32753	76,200	52,180	24,020	31.5%	COPR	HORWITH	JTLX50
03/23/07	04/19/07	000861990	32754	57,020	51,020	6,000	10.5%	COPR	HORWITH	CHUX245
03/23/07	04/18/07	000861991	32755	27,360	49,420	(22,060)	-80.6%	COPR	HORWITH	CHUX188

Honeywell

HONEYWELL SA-7 USE HAZARDOUS WASTE TRACKING (2006)										
Date Shipped	Date of Return Manifest	State Manifest	Man. Doc #	Facilty Manifest Weight (lbs)	Estimated Weight (lbs)	Manifest - Estimate (lbs)	Manifest - Estimate (%)	Material	Transporter	RAILCAR #
03/23/07	04/18/07	000861992	32756	36,940	51,320	(14,380)	-38.9%	COPR	HORWITH	JTLX30108
03/23/07	04/18/07	000861993	32757	76,860	50,080	26,780	34.8%	COPR	HORWITH	JTLX30108
03/23/07	04/19/07	000861994	32758	33,360	48,760	(15,400)	-46.2%	COPR	HORWITH	NDYX316074
03/23/07	04/18/07	000861995	32759	66,100	50,980	15,120	22.9%	COPR	HORWITH	JTLX30108
03/23/07	04/18/07	000861996	32760	30,700	50,400	(19,700)	-64.2%	COPR	HORWITH	JTLX30108
03/23/07	04/18/07	000861667	32761	68,500	49,540	18,960	27.7%	COPR	HORWITH	JTLX262
03/23/07	04/18/07	000861668	32762	36,020	50,560	(14,540)	-40.4%	COPR	HORWITH	JTLX262
03/23/07	04/19/07	000861669	32763	66,820	50,320	16,500	24.7%	COPR	HORWITH	NDYX316074
03/23/07	04/19/07	000861670	32764	65,860	48,380	17,480	26.5%	COPR	HORWITH	NDYX316074
03/23/07	04/19/07	000861671	32765	33,360	48,640	(15,280)	-45.8%	COPR	HORWITH	NDYX316074
03/23/07	04/18/07	000861672	32766	13,460	51,560	(38,100)	-283.1%	COPR	HORWITH	JTLX262
03/23/07	04/18/07	000861673	32767	76,780	49,700	27,080	35.3%	COPR	HORWITH	JTLX262
03/23/07	04/18/07	000861674	32768	68,360	49,820	18,540	27.1%	COPR	HORWITH	CHUX188
03/23/07	04/18/07	000861675	32769	76,140	50,460	25,680	33.7%	COPR	HORWITH	CHUX188
03/23/07	04/18/07	000861676	32770	27,340	50,960	(23,620)	-86.4%	COPR	HORWITH	CHUX188
03/23/07	04/19/07	000861677	32771	29,760	50,960	(21,200)	-71.2%	COPR	HORWITH	CHUX146
03/23/07	04/19/07	000861678	32772	68,920	49,840	19,080	27.7%	COPR	HORWITH	CHUX146
03/23/07	04/19/07	000861679	32773	76,740	50,760	25,980	33.9%	COPR	HORWITH	CHUX146
03/23/07	04/19/07	000861680	32774	26,740	51,540	(24,800)	-92.7%	COPR	HORWITH	CHUX146
03/23/07	04/19/07	000861681	32775	29,680	50,180	(20,500)	-69.1%	COPR	HORWITH	NDYX320329
03/23/07	04/19/07	000861682	32776	77,120	50,300	26,820	34.8%	COPR	HORWITH	NDYX320329
03/23/07	04/19/07	000861684	32777	30,320	52,280	(21,960)	-72.4%	COPR	HORWITH	NDYX320329
03/23/07	04/19/07	000861683	32778	67,100	50,040	17,060	25.4%	COPR	HORWITH	NDYX320329
03/23/07	04/19/07	000861685	32779	37,040	51,320	(14,280)	-38.6%	COPR	HORWITH	NDYX320346
03/23/07	04/19/07	000861686	32780	65,880	51,100	14,780	22.4%	COPR	HORWITH	NDYX320346
03/23/07	04/19/07	000861687	32781	28,620	50,260	(21,640)	-75.6%	COPR	HORWITH	NDYX320346
03/23/07	04/19/07	000861688	32782	66,300	51,540	14,760	22.3%	COPR	HORWITH	NDYX320346
03/23/07	04/19/07	000861689	32783	37,940	50,320	(12,380)	-32.6%	COPR	HORWITH	MHFX5751
03/23/07	04/19/07	000861690	32784	68,500	51,240	17,260	25.2%	COPR	HORWITH	MHFX5751
03/23/07	04/19/07	000861691	32785	76,700	51,600	25,100	32.7%	COPR	HORWITH	MHFX5751
03/23/07	04/19/07	000861692	32786	19,000	51,360	(32,360)	-170.3%	COPR	HORWITH	MHFX5751
03/23/07	04/19/07	000861693	32787	76,640	50,220	26,420	34.5%	COPR	HORWITH	CHUX245
03/23/07	04/19/07	000861694	32788	33,980	50,340	(16,360)	-48.1%	COPR	HORWITH	CHUX245
03/23/07	04/19/07	000861695	32789	33,960	49,440	(15,480)	-45.6%	COPR	HORWITH	CHUX245
03/23/07	04/18/07	000861696	32790	66,560	50,980	15,580	23.4%	COPR	HORWITH	HLMX1202
03/23/07	04/18/07	000861697	32791	33,740	49,420	(15,680)	-46.5%	COPR	HORWITH	HLMX1202
03/26/07	04/19/07	000861698	32792	13,480	50,300	(36,820)	-273.1%	COPR	HORWITH	CEFX35820
03/26/07	04/19/07	000861699	32793	67,580	50,960	16,620	24.6%	COPR	HORWITH	CEFX35820
03/26/07	04/19/07	000861700	32794	66,540	50,200	16,340	24.6%	COPR	HORWITH	CEFX35820
03/26/07	04/19/07	000861701	32795	36,500	49,940	(13,440)	-36.8%	COPR	HORWITH	NDYX316098
03/26/07	04/19/07	000861702	32796	55,840	51,400	4,440	8.0%	COPR	HORWITH	CEFX35820
03/26/07	04/19/07	000861703	32797	22,700	50,500	(27,800)	-122.5%	COPR	HORWITH	CEFX35820
03/26/07	04/19/07	000861704	32798	76,760	51,560	25,200	32.8%	COPR	HORWITH	CEFX35820
03/26/07	04/19/07	000861705	32799	76,300	50,300	26,000	34.1%	COPR	HORWITH	CEFX35820
03/26/07	04/19/07	000861706	32800	67,320	50,160	17,160	25.5%	COPR	HORWITH	NDYX316098
03/26/07	04/19/07	000861707	32801	68,060	49,760	18,300	26.9%	COPR	HORWITH	NDYX316098
03/26/07	04/19/07	000861708	32802	25,100	50,200	(25,100)	-100.0%	COPR	HORWITH	CEFX35820
03/26/07	04/19/07	000861709	32803	42,720	51,040	(8,320)	-19.5%	COPR	HORWITH	JTLX30122
03/26/07	04/19/07	000861710	32804	66,540	52,340	14,200	21.3%	COPR	HORWITH	JTLX30122
03/26/07	04/19/07	000861711	32805	67,760	50,960	16,800	24.8%	COPR	HORWITH	JTLX30122
03/26/07	04/19/07	000861712	32806	9,860	48,000	(38,140)	-386.8%	COPR	HORWITH	NDYX315151
03/26/07	04/19/07	000861713	32807	29,880	50,420	(20,540)	-68.7%	COPR	HORWITH	JTLX30122
03/26/07	04/19/07	000861714	32808	68,100	49,060	19,040	28.0%	COPR	HORWITH	NDYX315151
03/26/07	04/19/07	000861715	32809	44,180	50,380	(6,200)	-14.0%	COPR	HORWITH	CHUX258
03/26/07	04/19/07	000861716	32810	76,660	50,560	26,100	34.0%	COPR	HORWITH	CHUX258
03/26/07	04/19/07	000861717	32811	24,860	49,840	(24,980)	-100.5%	COPR	HORWITH	NDYX316098
03/26/07	04/19/07	000861718	32812	66,720	49,760	16,960	25.4%	COPR	HORWITH	NDYX315151
03/26/07	04/19/07	000861719	32813	38,240	50,560	(12,320)	-32.2%	COPR	HORWITH	CHUX258
03/26/07	04/19/07	000861720	32814	46,060	49,160	(3,100)	-6.7%	COPR	HORWITH	NDYX315151
03/26/07	04/19/07	000861721	32815	38,240	50,980	(12,740)	-33.3%	COPR	HORWITH	CHUX258
03/26/07	04/19/07	000861722	32816	67,800	51,580	16,220	23.9%	COPR	HORWITH	CHUX295
03/26/07	04/18/07	000861723	32817	33,740	51,580	(17,840)	-52.9%	COPR	HORWITH	HLMX1202
03/26/07	04/19/07	000861724	32818	35,640	49,680	(14,040)	-39.4%	COPR	HORWITH	NDYX316128
03/26/07	04/19/07	000861725	32819	76,320	48,960	27,360	35.8%	COPR	HORWITH	NDYX316128
03/26/07	04/18/07	000861726	32820	70,440	52,140	18,300	26.0%	COPR	HORWITH	CHUX266
03/26/07	04/18/07	000861727	32821	33,280	52,100	(18,820)	-56.6%	COPR	HORWITH	CHUX266
03/26/07	04/19/07	000861728	32822	75,940	48,000	27,940	36.8%	COPR	HORWITH	NDYX316128
03/26/07	04/18/07	000861729	32823	67,700	51,600	16,100	23.8%	COPR	HORWITH	CHUX266
03/26/07	04/18/07	000861730	32824	33,280	52,460	(19,180)	-57.6%	COPR	HORWITH	CHUX266
03/26/07	04/19/07	000861731	32825	69,020	50,480	18,540	26.9%	COPR	HORWITH	CHUX295
03/26/07	04/19/07	000861732	32826	49,680	52,400	(2,720)	-5.5%	COPR	HORWITH	CHUX295
03/26/07	04/19/07	000861733	32827	24,600	51,720	(27,120)	-110.2%	COPR	HORWITH	CHUX295
03/26/07	04/19/07	000861734	32828	67,640	51,220	16,420	24.3%	COPR	HORWITH	CHUX272
03/26/07	04/19/07	000861735	32829	67,720	50,400	17,320	25.6%	COPR	HORWITH	CHUX272

Honeywell

HONEYWELL SA-7 USE HAZARDOUS WASTE TRACKING (2006)										
Date Shipped	Date of Return Manifest	State Manifest	Man. Doc #	Facilty Manifest Weight (lbs)	Estimated Weight (lbs)	Manifest - Estimate (lbs)	Manifest - Estimate (%)	Material	Transporter	RAILCAR #
03/26/07	04/19/07	000861736	32830	33,260	52,180	(18,920)	-56.9%	COPR	HORWITH	CHUX272
03/26/07	04/18/07	000861737	32831	19,300	50,240	(30,940)	-160.3%	COPR	HORWITH	NDYX316092
03/26/07	04/18/07	000861738	32832	66,300	50,720	15,580	23.5%	COPR	HORWITH	NDYX316092
03/26/07	04/19/07	000861739	32833	33,260	52,400	(19,140)	-57.5%	COPR	HORWITH	CHUX272
03/26/07	04/18/07	000861740	32834	68,560	50,960	17,600	25.7%	COPR	HORWITH	CHUX129
03/26/07	04/18/07	000861741	32835	76,700	51,780	24,920	32.5%	COPR	HORWITH	CHUX129
03/26/07	04/18/07	000861742	32836	32,100	51,400	(19,300)	-60.1%	COPR	HORWITH	CHUX129
03/26/07	04/19/07	000861743	32837	6,120	49,100	(42,980)	-702.3%	COPR	HORWITH	NDYX316128
03/26/07	04/18/07	000861744	32838	66,320	50,200	16,120	24.3%	COPR	HORWITH	NDYX316092
03/26/07	04/18/07	000861745	32839	32,100	51,200	(19,100)	-59.5%	COPR	HORWITH	CHUX129
03/27/07	04/18/07	000861746	32840	12,220	52,020	(39,800)	-325.7%	COPR	HORWITH	CEFX33382
03/27/07	04/18/07	000861747	32841	68,860	51,120	17,740	25.8%	COPR	HORWITH	CHUX257
03/27/07	04/18/07	000861748	32842	76,760	50,320	26,440	34.4%	COPR	HORWITH	CHUX257
03/27/07	04/18/07	000861749	32843	37,320	51,180	(13,860)	-37.1%	COPR	HORWITH	CHUX257
03/27/07	04/18/07	000861750	32844	24,700	50,440	(25,740)	-104.2%	COPR	HORWITH	CHUX257
03/27/07	04/18/07	000861751	32845	76,680	51,000	25,680	33.5%	COPR	HORWITH	CEFX33382
03/27/07	04/18/07	000861752	32846	42,040	49,340	(7,300)	-17.4%	COPR	HORWITH	NDYX316092
03/27/07	04/25/07	000861753	32847	32,640	49,360	(16,720)	-51.2%	COPR	HORWITH	NDYX316090
03/27/07	04/18/07	000861754	32848	67,520	50,240	17,280	25.6%	COPR	HORWITH	CEFX33382
03/27/07	04/25/07	000861755	32849	68,520	49,440	19,080	27.8%	COPR	HORWITH	NDYX316090
03/27/07	04/18/07	000861756	32850	47,280	51,420	(4,140)	-8.8%	COPR	HORWITH	CEFX33382
03/27/07	04/18/07	000861757	32851	38,860	49,780	(10,920)	-28.1%	COPR	HORWITH	CHUX206
03/27/07	04/25/07	000861758	32852	38,180	49,180	(11,000)	-28.8%	COPR	HORWITH	NDYX316090
03/27/07	04/18/07	000861759	32853	67,140	50,960	16,180	24.1%	COPR	HORWITH	CHUX206
03/27/07	04/18/07	000861760	32854	76,700	49,740	26,960	35.1%	COPR	HORWITH	CHUX206
03/27/07	04/25/07	000861761	32855	38,180	48,900	(10,720)	-28.1%	COPR	HORWITH	NDYX316090
03/27/07	04/18/07	000861762	32856	17,960	51,860	(33,900)	-188.8%	COPR	HORWITH	CHUX206
03/27/07	04/19/07	000861763	32857	48,560	50,460	(1,900)	-3.9%	COPR	HORWITH	CHUX293
03/27/07	04/19/07	000861764	32858	66,300	51,140	15,160	22.9%	COPR	HORWITH	CHUX293
03/27/07	04/19/07	000861765	32859	33,980	50,200	(16,220)	-47.7%	COPR	HORWITH	CHUX293
03/27/07	04/26/07	000861766	32860	67,880	50,000	17,880	26.3%	COPR	HORWITH	JTLX260
03/27/07	04/19/07	000861767	32861	66,680	50,900	15,780	23.7%	COPR	HORWITH	CHUX293
03/27/07	04/26/07	000861768	32862	7,960	51,200	(43,240)	-543.2%	COPR	HORWITH	JTLX260
03/27/07	04/26/07	000861769	32863	67,980	49,020	18,960	27.9%	COPR	HORWITH	JTLX260
03/27/07	04/19/07	000861770	32864	50,800	50,020	780	1.5%	COPR	HORWITH	JTLX57
03/27/07	04/19/07	000861771	32865	67,340	50,920	16,420	24.4%	COPR	HORWITH	JTLX57
03/27/07	04/19/07	000861772	32866	68,020	49,800	18,220	26.8%	COPR	HORWITH	JTLX57
03/27/07	04/19/07	000861773	32867	12,860	50,300	(37,440)	-291.1%	COPR	HORWITH	JTLX57
03/27/07	04/19/07	000861774	32868	67,640	51,940	15,700	23.2%	COPR	HORWITH	JTLX188
03/27/07	04/19/07	000861775	32869	52,300	51,160	1,140	2.2%	COPR	HORWITH	JTLX188
03/27/07	04/19/07	000861776	32870	16,920	51,020	(34,100)	-201.5%	COPR	HORWITH	JTLX188
03/27/07	04/19/07	000861777	32871	68,100	51,160	16,940	24.9%	COPR	HORWITH	JTLX188
03/27/07	04/19/07	000861778	32872	76,880	51,240	25,640	33.4%	COPR	HORWITH	CHUX262
03/27/07	04/26/07	000861779	32873	67,340	49,540	17,800	26.4%	COPR	HORWITH	NDYX316105
03/27/07	04/26/07	000861780	32874	60,760	52,020	8,740	14.4%	COPR	HORWITH	JTLX260
03/27/07	04/19/07	000861781	32875	76,440	51,180	25,260	33.0%	COPR	HORWITH	CHUX262
03/27/07	04/19/07	000861782	32876	26,940	50,660	(23,720)	-88.0%	COPR	HORWITH	CHUX262
03/27/07	04/19/07	000861783	32877	26,940	50,880	(23,940)	-88.9%	COPR	HORWITH	CHUX262
03/27/07	04/26/07	000861784	32878	66,840	49,540	17,300	25.9%	COPR	HORWITH	NDYX316105
03/27/07	04/26/07	000861785	32879	29,120	48,500	(19,380)	-66.6%	COPR	HORWITH	NDYX316105
03/27/07	04/19/07	000861786	32880	66,280	50,800	15,480	23.4%	COPR	HORWITH	CHUX315
03/27/07	04/19/07	000861787	32881	66,480	50,540	15,940	24.0%	COPR	HORWITH	CHUX315
03/27/07	04/19/07	000861788	32882	34,300	52,120	(17,820)	-52.0%	COPR	HORWITH	CHUX315
03/27/07	04/19/07	000861789	32883	34,300	51,680	(17,380)	-50.7%	COPR	HORWITH	CHUX315
03/27/07	04/19/07	000861790	32884	76,180	50,340	25,840	33.9%	COPR	HORWITH	NRLX585665
03/27/07	04/19/07	000861791	32885	67,320	51,740	15,580	23.1%	COPR	HORWITH	NRLX585665
03/27/07	04/26/07	000861792	32886	29,120	50,200	(21,080)	-72.4%	COPR	HORWITH	NDYX316105
03/27/07	04/19/07	000861793	32887	33,480	52,020	(18,540)	-55.4%	COPR	HORWITH	NRLX585665
03/27/07	04/19/07	000861794	32888	33,460	51,140	(17,680)	-52.8%	COPR	HORWITH	NRLX585665
03/28/07	04/19/07	000862001	32889	64,120	48,760	15,360	24.0%	COPR	HORWITH	NDYX316016
03/28/07	04/19/07	000861796	32890	60,660	49,540	11,120	18.3%	COPR	HORWITH	NDYX316016
03/28/07	04/19/07	000861797	32891	60,440	48,000	12,440	20.6%	COPR	HORWITH	NDYX316016
03/28/07	04/19/07	000861798	32892	8,860	50,300	(41,440)	-467.7%	COPR	HORWITH	NDYX316016
03/28/07	04/19/07	000861799	32893	68,180	50,040	18,140	26.6%	COPR	HORWITH	JTLX275
03/28/07	04/26/07	000861800	32894	67,300	49,740	17,560	26.1%	COPR	HORWITH	NDYX316132
03/28/07	04/19/07	000861801	32895	67,100	49,960	17,140	25.5%	COPR	HORWITH	JTLX275
03/28/07	04/26/07	000861802	32896	68,620	49,320	19,300	28.1%	COPR	HORWITH	NDYX316132
03/28/07	04/19/07	000862004	32897	30,800	50,640	(19,840)	-64.4%	COPR	HORWITH	JTLX275
03/28/07	04/26/07	000862111	32898	28,640	49,480	(20,840)	-72.8%	COPR	HORWITH	NDYX316132
03/28/07	04/26/07	000862005	32899	28,640	47,100	(18,460)	-64.5%	COPR	HORWITH	NDYX316132
03/28/07	04/19/07	000862006	32900	30,800	50,220	(19,420)	-63.1%	COPR	HORWITH	JTLX275
03/28/07	04/19/07	000862007	32901	68,160	49,820	18,340	26.9%	COPR	HORWITH	CHUX155
03/28/07	04/19/07	000862008	32902	68,360	49,440	18,920	27.7%	COPR	HORWITH	CHUX155
03/28/07	04/19/07	000862009	32903	33,900	51,700	(17,800)	-52.5%	COPR	HORWITH	CHUX155

Honeywell

HONEYWELL SA-7 USE HAZARDOUS WASTE TRACKING (2006)										
Date Shipped	Date of Return Manifest	State Manifest	Man. Doc #	Facilty Manifest Weight (lbs)	Estimated Weight (lbs)	Manifest - Estimate (lbs)	Manifest - Estimate (%)	Material	Transporter	RAILCAR #
03/28/07	04/19/07	000862010	32904	33,900	50,320	(16,420)	-48.4%	COPR	HORWITH	CHUX155
03/28/07	04/19/07	000862011	32905	34,080	51,640	(17,560)	-51.5%	COPR	HORWITH	CHUX149
03/28/07	04/19/07	000862012	32906	59,340	50,000	9,340	15.7%	COPR	HORWITH	CHUX149
03/28/07	04/19/07	000862013	32907	67,840	50,220	17,620	26.0%	COPR	HORWITH	CHUX149
03/28/07	04/19/07	000862014	32908	34,080	49,960	(15,880)	-46.6%	COPR	HORWITH	CHUX149
03/28/07	04/26/07	000862015	32909	10,720	50,720	(40,000)	-373.1%	COPR	HORWITH	MHFX5600
03/28/07	04/26/07	000862016	32910	67,400	51,500	15,900	23.6%	COPR	HORWITH	MHFX5600
03/28/07	04/26/07	000862017	32911	76,280	49,900	26,380	34.6%	COPR	HORWITH	MHFX5600
03/28/07	04/26/07	000862018	32912	46,200	52,080	(5,880)	-12.7%	COPR	HORWITH	MHFX5600
03/28/07	04/19/07	000862019	32913	10,900	51,540	(40,640)	-372.8%	COPR	HORWITH	JTLX30133
03/28/07	04/19/07	000862020	32914	68,300	50,060	18,240	26.7%	COPR	HORWITH	JTLX30133
03/28/07	04/19/07	000862021	32915	67,440	50,080	17,360	25.7%	COPR	HORWITH	JTLX30133
03/28/07	04/26/07	000862022	32916	52,000	50,000	2,000	3.8%	COPR	HORWITH	JTLX30173
03/28/07	04/19/07	000862023	32917	53,580	50,720	2,860	5.3%	COPR	HORWITH	JTLX30133
03/28/07	04/26/07	000862024	32918	66,660	50,720	15,940	23.9%	COPR	HORWITH	JTLX30173
03/28/07	04/26/07	000862025	32919	66,940	50,600	16,340	24.4%	COPR	HORWITH	JTLX30173
03/28/07	04/26/07	000862026	32920	17,820	51,920	(34,100)	-191.4%	COPR	HORWITH	JTLX30173
03/28/07	04/19/07	000862027	32921	67,320	51,240	16,080	23.9%	COPR	HORWITH	DJLX98542
03/28/07	04/19/07	000862028	32922	52,260	50,520	1,740	3.3%	COPR	HORWITH	DJLX98542
03/28/07	04/19/07	000862029	32923	67,220	49,720	17,500	26.0%	COPR	HORWITH	DJLX98542
03/28/07	04/19/07	000862030	32924	14,660	51,220	(36,560)	-249.4%	COPR	HORWITH	DJLX98542
03/28/07	04/25/07	000862031	32925	19,700	50,900	(31,200)	-158.4%	COPR	HORWITH	JTLX265
03/28/07	04/25/07	000862032	32926	67,340	51,520	15,820	23.5%	COPR	HORWITH	JTLX265
03/28/07	04/25/07	000862033	32927	66,740	51,220	15,520	23.3%	COPR	HORWITH	JTLX265
03/28/07	04/25/07	000862034	32928	49,520	49,660	(140)	-0.3%	COPR	HORWITH	JTLX265
03/28/07	04/19/07	000862035	32929	17,000	51,020	(34,020)	-200.1%	COPR	HORWITH	JTLX30166
03/28/07	04/19/07	000862036	32930	67,560	51,820	15,740	23.3%	COPR	HORWITH	JTLX30166
03/28/07	04/19/07	000862037	32931	69,220	50,940	18,280	26.4%	COPR	HORWITH	JTLX30166
03/28/07	04/19/07	000862038	32932	48,240	51,140	(2,900)	-6.0%	COPR	HORWITH	JTLX30166
03/28/07	04/19/07	000862039	32933	15,100	50,040	(34,940)	-231.4%	COPR	HORWITH	JTLX30134
03/28/07	04/19/07	000862040	32934	68,640	51,320	17,320	25.2%	COPR	HORWITH	JTLX30134
03/28/07	04/19/07	000862041	32935	67,400	52,420	14,980	22.2%	COPR	HORWITH	JTLX30134
03/28/07	04/19/07	000862042	32936	51,040	50,880	160	0.3%	COPR	HORWITH	JTLX30134
03/29/07	04/19/07	000862043	32937	54,780	49,960	4,820	8.8%	COPR	HORWITH	JTLX30131
03/29/07	04/19/07	000862044	32938	75,940	49,920	26,020	34.3%	COPR	HORWITH	JTLX30131
03/29/07	04/25/07	000862045	32939	67,640	49,600	18,040	26.7%	COPR	HORWITH	NDYX316009
03/29/07	04/19/07	000862046	32940	33,820	49,880	(16,060)	-47.5%	COPR	HORWITH	JTLX30131
03/29/07	04/19/07	000862047	32941	33,820	51,300	(17,480)	-51.7%	COPR	HORWITH	JTLX30131
03/29/07	04/25/07	000862048	32942	67,500	49,760	17,740	26.3%	COPR	HORWITH	NDYX316009
03/29/07	04/19/07	000862049	32943	66,640	50,400	16,240	24.4%	COPR	HORWITH	CEFX35851
03/29/07	04/19/07	000862050	32944	30,640	50,200	(19,560)	-63.8%	COPR	HORWITH	CEFX35851
03/29/07	04/19/07	000862051	32945	68,680	50,080	18,600	27.1%	COPR	HORWITH	CEFX35851
03/29/07	04/19/07	000862052	32946	30,640	52,320	(21,680)	-70.8%	COPR	HORWITH	CEFX35851
03/29/07	04/19/07	000862053	32947	15,320	50,680	(35,360)	-230.8%	COPR	HORWITH	CHUX133
03/29/07	04/19/07	000862054	32948	76,280	51,820	24,460	32.1%	COPR	HORWITH	CHUX133
03/29/07	04/19/07	000862055	32949	76,640	52,220	24,420	31.9%	COPR	HORWITH	CHUX133
03/29/07	04/19/07	000862056	32950	37,000	50,680	(13,680)	-37.0%	COPR	HORWITH	CHUX133
03/29/07	04/25/07	000862057	32951	28,140	49,540	(21,400)	-76.0%	COPR	HORWITH	NDYX316009
03/29/07	04/19/07	000862058	32952	30,280	50,380	(20,100)	-66.4%	COPR	HORWITH	JTLX234
03/29/07	04/19/07	000862059	32953	66,840	50,720	16,120	24.1%	COPR	HORWITH	JTLX234
03/29/07	04/19/07	000862060	32954	66,180	50,320	15,860	24.0%	COPR	HORWITH	JTLX234
03/29/07	04/19/07	000862061	32955	37,300	50,940	(13,640)	-36.6%	COPR	HORWITH	JTLX234
03/29/07	04/19/07	000862062	32956	29,300	50,880	(21,580)	-73.7%	COPR	HORWITH	NRLX526199
03/29/07	04/25/07	000862063	32957	28,160	49,180	(21,020)	-74.6%	COPR	HORWITH	NDYX316009
03/29/07	04/19/07	000862064	32958	66,960	50,920	16,040	24.0%	COPR	HORWITH	NRLX526199
03/29/07	04/19/07	000862065	32959	67,620	49,840	17,780	26.3%	COPR	HORWITH	NRLX526199
03/29/07	04/19/07	000862066	32960	37,880	50,340	(12,460)	-32.9%	COPR	HORWITH	NRLX526199
03/29/07	04/26/07	000862067	32961	34,180	50,640	(16,460)	-48.2%	COPR	HORWITH	JTLX30157
03/29/07	04/26/07	000862068	32962	50,740	49,660	1,080	2.1%	COPR	HORWITH	NDYX316177
03/29/07	04/26/07	000862069	32963	68,020	50,800	17,220	25.3%	COPR	HORWITH	JTLX30157
03/29/07	04/26/07	000862070	32964	76,480	48,780	27,700	36.2%	COPR	HORWITH	NDYX316177
03/29/07	04/26/07	000862071	32965	33,520	49,780	(16,260)	-48.5%	COPR	HORWITH	NDYX316177
03/29/07	04/26/07	000862072	32966	67,700	51,620	16,080	23.8%	COPR	HORWITH	JTLX30157
03/29/07	04/26/07	000862073	32967	37,200	50,860	(13,660)	-36.7%	COPR	HORWITH	JTLX30157
03/29/07	04/26/07	000862074	32968	32,740	49,760	(17,020)	-52.0%	COPR	HORWITH	NDYX316177
03/29/07	04/25/07	000862075	32969	6,760	49,920	(43,160)	-638.5%	COPR	HORWITH	CEFX35238
03/29/07	04/25/07	000862076	32970	67,540	50,860	16,680	24.7%	COPR	HORWITH	CEFX35238
03/29/07	04/25/07	000862077	32971	67,560	52,400	15,160	22.4%	COPR	HORWITH	CEFX35238
03/29/07	04/25/07	000862078	32972	68,000	52,120	15,880	23.4%	COPR	HORWITH	CEFX35238
03/29/07	04/26/07	000862079	32973	29,540	52,120	(22,580)	-76.4%	COPR	HORWITH	JTLX30111
03/29/07	04/26/07	000862080	32974	68,020	50,880	17,140	25.2%	COPR	HORWITH	JTLX30111
03/29/07	04/26/07	000862081	32975	68,360	50,760	17,600	25.7%	COPR	HORWITH	JTLX30111
03/29/07	04/26/07	000862082	32976	34,160	51,060	(16,900)	-49.5%	COPR	HORWITH	JTLX30111
03/29/07	04/26/07	000862083	32977	9,900	51,400	(41,500)	-419.2%	COPR	HORWITH	MHFX5692

Honeywell

HONEYWELL SA-7 USE HAZARDOUS WASTE TRACKING (2006)										
Date Shipped	Date of Return Manifest	State Manifest	Man. Doc #	Facilty Manifest Weight (lbs)	Estimated Weight (lbs)	Manifest - Estimate (lbs)	Manifest - Estimate (%)	Material	Transporter	RAILCAR #
03/29/07	04/26/07	000862084	32978	76,580	50,540	26,040	34.0%	COPR	HORWITH	MHFX5692
03/29/07	04/26/07	000862085	32979	67,400	52,040	15,360	22.8%	COPR	HORWITH	MHFX5692
03/29/07	04/26/07	000862086	32980	51,380	52,040	(660)	-1.3%	COPR	HORWITH	MHFX5692
03/29/07	04/19/07	000862087	32981	15,340	52,240	(36,900)	-240.5%	COPR	HORWITH	CEFX35839
03/29/07	04/19/07	000862088	32982	66,200	49,600	16,600	25.1%	COPR	HORWITH	CEFX35839
03/29/07	04/19/07	000862089	32983	65,960	50,120	15,840	24.0%	COPR	HORWITH	CEFX35839
03/29/07	04/19/07	000862090	32984	52,820	50,360	2,460	4.7%	COPR	HORWITH	CEFX35839
03/30/07	04/26/07	000862091	32985	67,940	49,380	18,560	27.3%	COPR	HORWITH	CEFX35846
03/30/07	05/08/07	000862092	32986	23,020	48,000	(24,980)	-108.5%	COPR	HORWITH	NDYX316099
03/30/07	05/08/07	000862093	32987	75,840	48,420	27,420	36.2%	COPR	HORWITH	NDYX316099
03/30/07	05/08/07	000862094	32988	68,800	49,640	19,160	27.8%	COPR	HORWITH	NDYX316099
03/30/07	04/26/07	000862095	32989	67,200	50,000	17,200	25.6%	COPR	HORWITH	CEFX35846
03/30/07	04/26/07	000862096	32990	29,500	50,920	(21,420)	-72.6%	COPR	HORWITH	CEFX35846
03/30/07	04/26/07	000862097	32991	29,500	52,160	(22,660)	-76.8%	COPR	HORWITH	CEFX35846
03/30/07	04/25/07	000862098	32992	44,640	51,240	(6,600)	-14.8%	COPR	HORWITH	CHUX165
03/30/07	04/25/07	000862099	32993	67,500	52,020	15,480	22.9%	COPR	HORWITH	CHUX165
03/30/07	04/25/07	000862100	32994	67,300	51,020	16,280	24.2%	COPR	HORWITH	CHUX165
03/30/07	05/08/07	000862101	32995	24,040	49,640	(25,600)	-106.5%	COPR	HORWITH	NDYX316099
03/30/07	04/25/07	000862102	32996	22,500	50,820	(28,320)	-125.9%	COPR	HORWITH	CHUX165
03/30/07	04/26/07	000862103	32997	43,660	50,120	(6,460)	-14.8%	COPR	HORWITH	CEFX35837
03/30/07	04/26/07	000862104	32998	66,620	50,320	16,300	24.5%	COPR	HORWITH	CEFX35837
03/30/07	04/25/07	000862105	32999	59,020	49,860	9,160	15.5%	COPR	HORWITH	NDYX316194
03/30/07	04/26/07	000862106	33000	67,480	50,220	17,260	25.6%	COPR	HORWITH	CEFX35837
03/30/07	04/26/07	000862113	33001	21,380	50,860	(29,480)	-137.9%	COPR	HORWITH	CEFX35837
03/30/07	04/26/07	000862115	33002	54,980	50,980	4,000	7.3%	COPR	HORWITH	CHUX105
03/30/07	04/26/07	000862116	33003	75,920	51,920	24,000	31.6%	COPR	HORWITH	CHUX105
03/30/07	04/26/07	000862117	33004	68,560	50,680	17,880	26.1%	COPR	HORWITH	CHUX105
03/30/07	04/25/07	000862118	33005	67,320	49,760	17,560	26.1%	COPR	HORWITH	NDYX316194
03/30/07	04/26/07	000862119	33006	9,600	51,620	(42,020)	-437.7%	COPR	HORWITH	CHUX105
03/30/07	04/25/07	000859570	33007	33,760	49,920	(16,160)	-47.9%	COPR	HORWITH	NDYX316194
03/30/07	04/25/07	000859571	33008	33,780	50,180	(16,400)	-48.5%	COPR	HORWITH	NDYX316194
03/30/07	04/26/07	000862122	33009	34,180	49,880	(15,700)	-45.9%	COPR	HORWITH	JTLX30124
03/30/07	04/26/07	000862123	33010	67,540	51,180	16,360	24.2%	COPR	HORWITH	JTLX30124
03/30/07	04/26/07	000862124	33011	67,640	51,280	16,360	24.2%	COPR	HORWITH	JTLX30124
03/30/07	04/26/07	000862125	33012	28,160	49,840	(21,680)	-77.0%	COPR	HORWITH	JTLX30124
03/30/07	04/26/07	000862126	33013	66,620	50,820	15,800	23.7%	COPR	HORWITH	JTLX30140
03/30/07	04/26/07	000862127	33014	66,340	50,060	16,280	24.5%	COPR	HORWITH	JTLX30140
03/30/07	04/26/07	000862130	33015	34,200	50,200	(16,000)	-46.8%	COPR	HORWITH	JTLX30140
03/30/07	04/26/07	000862131	33016	34,200	50,820	(16,620)	-48.6%	COPR	HORWITH	JTLX30140
03/30/07	04/19/07	000862132	33017	76,720	50,580	26,140	34.1%	COPR	HORWITH	NDYX320344
03/30/07	04/19/07	000862133	33018	15,780	50,380	(34,600)	-219.3%	COPR	HORWITH	NDYX320344
03/30/07	04/19/07	000862134	33019	76,280	51,500	24,780	32.5%	COPR	HORWITH	NDYX320344
03/30/07	04/19/07	000862135	33020	38,380	52,400	(14,020)	-36.5%	COPR	HORWITH	CHUX267
03/30/07	04/19/07	000862136	33021	38,360	51,780	(13,420)	-35.0%	COPR	HORWITH	NDYX320344
03/30/07	04/19/07	000862137	33022	67,360	50,920	16,440	24.4%	COPR	HORWITH	CHUX267
03/30/07	04/19/07	000862138	33023	67,000	51,540	15,460	23.1%	COPR	HORWITH	CHUX267
03/30/07	04/19/07	000862139	33024	27,120	51,820	(24,700)	-91.1%	COPR	HORWITH	CHUX267
03/30/07	04/26/07	000862140	33025	39,040	51,440	(12,400)	-31.8%	COPR	HORWITH	CHUX286
03/30/07	04/26/07	000862141	33026	66,320	51,360	14,960	22.6%	COPR	HORWITH	CHUX286
03/30/07	04/26/07	000862142	33027	68,040	52,060	15,980	23.5%	COPR	HORWITH	CHUX286
03/30/07	04/26/07	000862143	33028	66,000	51,080	14,920	22.6%	COPR	HORWITH	MHFX5672
03/30/07	04/26/07	000862144	33029	32,820	52,360	(19,540)	-59.5%	COPR	HORWITH	CHUX286
03/30/07	04/26/07	000862145	33030	8,040	51,000	(42,960)	-534.3%	COPR	HORWITH	MHFX5672
03/30/07	04/26/07	000862146	33031	67,880	50,700	17,180	25.3%	COPR	HORWITH	MHFX5672

09/05/72	**SITE TONS (Month)**	**MAR SUB-TOTAL:**	52,619,740	53,095,360	(475,620)	-0.90%
03/08/08	**TONS (Site)**	**CUMULATIVE TOTAL:**	151,310,820	152,079,480	(768,660)	-0.51%
02/18/07	**TONS (Facility)**	**CUMULATIVE TOTAL:**	151,310,820	152,079,480	768,660	0.51%

04/02/07	05/02/07	000862147	33032	43,720	51,360	(7,640)	-17.5%	COPR	HORWITH	NDYX320459
04/02/07	05/02/07	000862148	33033	75,860	50,900	24,960	32.9%	COPR	HORWITH	NDYX320459
04/02/07	05/02/07	000862149	33034	68,940	50,160	18,780	27.2%	COPR	HORWITH	NDYX320459
04/02/07	04/26/07	000862150	33035	67,480	50,920	16,560	24.5%	COPR	HORWITH	CEFX35816
04/02/07	05/02/07	000862151	33036	13,040	50,400	(37,360)	-286.5%	COPR	HORWITH	NDYX320459
04/02/07	04/26/07	000862152	33037	58,860	50,500	8,360	14.2%	COPR	HORWITH	CEFX35816
04/02/07	04/26/07	000862153	33038	38,300	50,060	(11,760)	-30.7%	COPR	HORWITH	CEFX35816
04/02/07	04/26/07	000862154	33039	38,320	51,080	(12,760)	-33.3%	COPR	HORWITH	CEFX35816
04/02/07	04/25/07	000862155	33040	75,760	51,120	24,640	32.5%	COPR	HORWITH	CHUX232
04/02/07	04/25/07	000862156	33041	68,360	49,340	19,020	27.8%	COPR	HORWITH	CHUX232
04/02/07	04/25/07	000862157	33042	26,640	49,800	(23,160)	-86.9%	COPR	HORWITH	CHUX232
04/02/07	04/25/07	000862158	33043	26,640	50,940	(24,300)	-91.2%	COPR	HORWITH	CHUX232
04/02/07	04/26/07	000862159	33044	68,140	51,940	16,200	23.8%	COPR	HORWITH	CEFX35239
04/02/07	04/26/07	000862160	33045	15,020	51,700	(36,680)	-244.2%	COPR	HORWITH	CEFX35239
04/02/07	04/26/07	000862161	33046	67,420	51,500	15,920	23.6%	COPR	HORWITH	CEFX35239

Honeywell

HONEYWELL SA-7 USE HAZARDOUS WASTE TRACKING (2006)										
Date Shipped	Date of Return Manifest	State Manifest	Man. Doc #	Facilty Manifest Weight (lbs)	Estimated Weight (lbs)	Manifest - Estimate (lbs)	Manifest - Estimate (%)	Material	Transporter	RAILCAR #
04/02/07	04/26/07	000862162	33047	53,440	50,820	2,620	4.9%	COPR	HORWITH	CEFX35239
04/02/07	04/26/07	000862163	33048	14,200	52,080	(37,880)	-266.8%	COPR	HORWITH	CHUX265
04/02/07	04/26/07	000862164	33049	66,880	50,320	16,560	24.8%	COPR	HORWITH	CHUX265
04/02/07	04/26/07	000862165	33050	66,960	50,060	16,900	25.2%	COPR	HORWITH	CHUX265
04/02/07	04/26/07	000862166	33051	56,000	50,540	5,460	9.8%	COPR	HORWITH	CHUX265
04/02/07	04/26/07	000862167	33052	62,820	52,240	10,580	16.8%	COPR	HORWITH	MHFX5672
04/02/07	04/26/07	000862168	33053	67,600	50,000	17,600	26.0%	COPR	HORWITH	JTLX30116
04/02/07	04/26/07	000862169	33054	28,840	50,500	(21,660)	-75.1%	COPR	HORWITH	JTLX30116
04/02/07	04/26/07	000862170	33055	67,580	49,260	18,320	27.1%	COPR	HORWITH	JTLX30116
04/02/07	04/26/07	000862171	33056	5,460	51,740	(46,280)	-847.6%	COPR	HORWITH	CHUX202
04/02/07	04/26/07	000862172	33057	28,840	49,880	(21,040)	-73.0%	COPR	HORWITH	JTLX30116
04/02/07	04/26/07	000862173	33058	66,940	51,100	15,840	23.7%	COPR	HORWITH	CHUX202
04/02/07	04/26/07	000862174	33059	68,080	51,560	16,520	24.3%	COPR	HORWITH	CHUX202
04/02/07	04/26/07	000862175	33060	66,480	51,640	14,840	22.3%	COPR	HORWITH	CHUX202
04/02/07	04/25/07	000862176	33061	36,200	50,420	(14,220)	-39.3%	COPR	HORWITH	JTLX30167
04/02/07	04/25/07	000862177	33062	37,080	51,420	(14,340)	-38.7%	COPR	HORWITH	JTLX30167
04/02/07	04/25/07	000862178	33063	68,660	51,200	17,460	25.4%	COPR	HORWITH	JTLX30167
04/02/07	04/25/07	000862179	33064	67,480	51,400	16,080	23.8%	COPR	HORWITH	JTLX30167
04/02/07	04/25/07	000862180	33065	37,160	50,360	(13,200)	-35.5%	COPR	HORWITH	CEFX35240
04/02/07	04/25/07	000862181	33066	68,080	52,420	15,660	23.0%	COPR	HORWITH	CEFX35240
04/02/07	04/25/07	000862182	33067	69,060	51,140	17,920	25.9%	COPR	HORWITH	CEFX35240
04/02/07	04/25/07	000862183	33068	30,340	52,300	(21,960)	-72.4%	COPR	HORWITH	CEFX35240
04/02/07	04/25/07	000862184	33069	76,560	51,660	24,900	32.5%	COPR	HORWITH	CHUX106
04/02/07	04/25/07	000862185	33070	67,140	51,500	15,640	23.3%	COPR	HORWITH	CHUX106
04/02/07	04/25/07	000862186	33071	19,280	51,320	(32,040)	-166.2%	COPR	HORWITH	CHUX106
04/02/07	05/02/07	000862187	33072	32,120	50,900	(18,780)	-58.5%	COPR	HORWITH	NDYX316045
04/02/07	05/02/07	000862188	33073	67,440	50,940	16,500	24.5%	COPR	HORWITH	NDYX316045
04/02/07	05/02/07	000862189	33074	66,660	50,840	15,820	23.7%	COPR	HORWITH	NDYX316045
04/02/07	04/25/07	000862190	33075	38,680	52,320	(13,640)	-35.3%	COPR	HORWITH	CHUX106
04/02/07	04/25/07	000862191	33076	66,780	51,980	14,800	22.2%	COPR	HORWITH	JTLX30135
04/02/07	04/25/07	000862192	33077	9,380	51,680	(42,300)	-451.0%	COPR	HORWITH	JTLX30135
04/02/07	04/26/07	000862193	33078	52,540	50,880	1,660	3.2%	COPR	HORWITH	NDYX316238
04/02/07	04/25/07	000862194	33079	68,340	51,640	16,700	24.4%	COPR	HORWITH	JTLX30135
04/02/07	05/02/07	000862195	33080	24,460	50,000	(25,540)	-104.4%	COPR	HORWITH	NDYX316045
04/02/07	04/25/07	000862196	33081	59,500	51,480	8,020	13.5%	COPR	HORWITH	JTLX30135
04/02/07	04/25/07	000862197	33082	56,960	51,080	5,880	10.3%	COPR	HORWITH	CHUX180
04/02/07	04/25/07	000862198	33083	67,820	51,700	16,120	23.8%	COPR	HORWITH	CHUX180
04/02/07	04/25/07	000862199	33084	12,280	51,820	(39,540)	-322.0%	COPR	HORWITH	CHUX180
04/02/07	04/25/07	000862200	33085	67,540	52,400	15,140	22.4%	COPR	HORWITH	CHUX180
04/03/07	04/26/07	000862201	33086	55,860	50,760	5,100	9.1%	COPR	HORWITH	NDYX320343
04/03/07	04/26/07	000862202	33087	66,580	51,000	15,580	23.4%	COPR	HORWITH	NDYX320343
04/03/07	04/25/07	000862203	33088	67,920	49,000	18,920	27.9%	COPR	HORWITH	NDYX316114
04/03/07	04/26/07	000862204	33089	13,960	51,300	(37,340)	-267.5%	COPR	HORWITH	NDYX320343
04/03/07	04/26/07	000862205	33090	66,860	51,200	15,660	23.4%	COPR	HORWITH	NDYX320343
04/03/07	04/25/07	000862206	33091	66,100	49,340	16,760	25.4%	COPR	HORWITH	NDYX316114
04/03/07	05/18/07	000862207	33092	13,420	51,740	(38,320)	-285.5%	COPR	HORWITH	JTLX268
04/03/07	04/25/07	000862208	33093	33,700	50,320	(16,620)	-49.3%	COPR	HORWITH	NDYX316114
04/03/07	05/18/07	000862209	33094	66,600	50,700	15,900	23.9%	COPR	HORWITH	JTLX268
04/03/07	05/18/07	000862210	33095	67,460	51,500	15,960	23.7%	COPR	HORWITH	JTLX268
04/03/07	04/25/07	000862211	33096	33,720	49,900	(16,180)	-48.0%	COPR	HORWITH	NDYX316114
04/03/07	05/18/07	000862212	33097	54,180	50,700	3,480	6.4%	COPR	HORWITH	JTLX268
04/03/07	04/26/07	000862213	33098	75,920	52,140	23,780	31.3%	COPR	HORWITH	CEFX33446
04/03/07	04/26/07	000862214	33099	7,500	50,820	(43,320)	-577.6%	COPR	HORWITH	CEFX33446
04/03/07	04/26/07	000862215	33100	51,960	51,800	160	0.3%	COPR	HORWITH	CEFX33446
04/03/07	04/26/07	000862216	33101	68,660	50,680	17,980	26.2%	COPR	HORWITH	CEFX33446
04/03/07	04/26/07	000862217	33102	60,680	52,360	8,320	13.7%	COPR	HORWITH	NDYX322002
04/03/07	04/26/07	000862218	33103	67,600	51,060	16,540	24.5%	COPR	HORWITH	NDYX322002
04/03/07	04/26/07	000862219	33104	34,660	51,220	(16,560)	-47.8%	COPR	HORWITH	NDYX322002
04/03/07	04/26/07	000862220	33105	34,660	50,040	(15,380)	-44.4%	COPR	HORWITH	NDYX322002
04/03/07	04/26/07	000862221	33106	67,580	50,480	17,100	25.3%	COPR	HORWITH	MHFX5688
04/03/07	04/26/07	000862222	33107	33,720	50,180	(16,460)	-48.8%	COPR	HORWITH	MHFX5688
04/03/07	04/26/07	000862223	33108	66,540	50,700	15,840	23.8%	COPR	HORWITH	MHFX5688
04/03/07	04/26/07	000862224	33109	33,720	50,460	(16,740)	-49.6%	COPR	HORWITH	MHFX5688
04/03/07	04/26/07	000862225	33110	67,380	50,740	16,640	24.7%	COPR	HORWITH	JTLX194
04/03/07	04/26/07	000862226	33111	67,080	51,300	15,780	23.5%	COPR	HORWITH	JTLX194
04/03/07	04/26/07	000862227	33112	58,440	49,900	8,540	14.6%	COPR	HORWITH	JTLX194
04/03/07	04/26/07	000862228	33113	15,980	51,380	(35,400)	-221.5%	COPR	HORWITH	JTLX194
04/03/07	05/08/07	000862229	33114	12,260	51,260	(39,000)	-318.1%	COPR	HORWITH	JTLX30127
04/03/07	04/26/07	000862231	33115	18,320	48,540	(30,220)	-165.0%	COPR	HORWITH	NDYX316184
04/03/07	05/08/07	000862232	33116	68,200	51,780	16,420	24.1%	COPR	HORWITH	JTLX30127
04/03/07	05/08/07	000862233	33117	67,340	51,860	15,480	23.0%	COPR	HORWITH	JTLX30127
04/03/07	05/08/07	000862234	33118	51,960	50,980	980	1.9%	COPR	HORWITH	JTLX30127
04/03/07	04/25/07	000862235	33119	76,420	50,600	25,820	33.8%	COPR	HORWITH	JTLX30159
04/03/07	04/26/07	000862236	33120	68,420	50,360	18,060	26.4%	COPR	HORWITH	NDYX316184

HONEYWELL SA-7 USE HAZARDOUS WASTE TRACKING (2006)										
Date Shipped	Date of Return Manifest	State Manifest	Man. Doc #	Facilty Manifest Weight (lbs)	Estimated Weight (lbs)	Manifest - Estimate (lbs)	Manifest - Estimate (%)	Material	Transporter	RAILCAR #
04/03/07	04/25/07	000862237	33121	76,040	51,240	24,800	32.6%	COPR	HORWITH	JTLX30159
04/03/07	04/25/07	000862238	33122	27,940	52,180	(24,240)	-86.8%	COPR	HORWITH	JTLX30159
04/03/07	04/25/07	000862239	33123	27,940	50,920	(22,980)	-82.2%	COPR	HORWITH	JTLX30159
04/03/07	04/26/07	000862242	33124	67,260	50,360	16,900	25.1%	COPR	HORWITH	NDYX316184
04/03/07	04/26/07	000862243	33125	76,360	51,440	24,920	32.6%	COPR	HORWITH	JTLX30147
04/03/07	04/26/07	000862245	33126	29,040	52,160	(23,120)	-79.6%	COPR	HORWITH	JTLX30147
04/03/07	04/26/07	000862246	33127	68,620	50,920	17,700	25.8%	COPR	HORWITH	JTLX30147
04/03/07	04/26/07	000862247	33128	29,040	50,740	(21,700)	-74.7%	COPR	HORWITH	JTLX30147
04/03/07	04/26/07	000862248	33129	35,440	50,200	(14,760)	-41.6%	COPR	HORWITH	NDYX316184
04/03/07	05/08/07	000862249	33130	53,100	51,200	1,900	3.6%	COPR	HORWITH	JTLX240
04/03/07	05/08/07	000862250	33131	68,500	52,040	16,460	24.0%	COPR	HORWITH	JTLX240
04/03/07	05/08/07	000862251	33132	14,660	52,060	(37,400)	-255.1%	COPR	HORWITH	JTLX240
04/03/07	05/08/07	000862252	33133	67,820	50,780	17,040	25.1%	COPR	HORWITH	JTLX240
04/03/07	04/26/07	000862253	33134	45,980	51,080	(5,100)	-11.1%	COPR	HORWITH	MHFX5686
04/03/07	04/26/07	000862254	33135	67,280	52,180	15,100	22.4%	COPR	HORWITH	MHFX5686
04/03/07	04/26/07	000862255	33136	76,280	51,820	24,460	32.1%	COPR	HORWITH	MHFX5686
04/03/07	04/26/07	000862256	33137	14,980	51,420	(36,440)	-243.3%	COPR	HORWITH	MHFX5686
04/03/07	04/26/07	000862257	33138	67,880	50,800	17,080	25.2%	COPR	HORWITH	NDYX316238
04/03/07	04/26/07	000862258	33139	67,080	50,000	17,080	25.5%	COPR	HORWITH	NDYX316238
04/04/07	05/08/07	000862259	33140	62,760	50,000	12,760	20.3%	COPR	HORWITH	MHFX5635
04/04/07	04/26/07	000862260	33141	4,720	48,280	(43,560)	-922.9%	COPR	HORWITH	NDYX316238
04/04/07	04/26/07	000862261	33142	31,880	48,980	(17,100)	-53.6%	COPR	HORWITH	NDYX316056
04/04/07	05/08/07	000862262	33143	67,620	50,780	16,840	24.9%	COPR	HORWITH	MHFX5635
04/04/07	04/26/07	000862263	33144	67,400	49,000	18,400	27.3%	COPR	HORWITH	NDYX316056
04/04/07	04/26/07	000862264	33145	65,560	49,300	16,260	24.8%	COPR	HORWITH	NDYX316056
04/04/07	05/08/07	000862265	33146	68,520	50,460	18,060	26.4%	COPR	HORWITH	MHFX5635
04/04/07	05/08/07	000862266	33147	7,560	50,660	(43,100)	-570.1%	COPR	HORWITH	MHFX5635
04/04/07	04/26/07	000862267	33148	32,740	50,980	(18,240)	-55.7%	COPR	HORWITH	MHFX5676
04/04/07	04/26/07	000862268	33149	68,600	50,900	17,700	25.8%	COPR	HORWITH	MHFX5676
04/04/07	04/26/07	000862269	33150	30,640	49,840	(19,200)	-62.7%	COPR	HORWITH	NDYX316056
04/04/07	04/26/07	000862270	33151	67,320	50,940	16,380	24.3%	COPR	HORWITH	MHFX5676
04/04/07	04/26/07	000862271	33152	34,520	51,600	(17,080)	-49.5%	COPR	HORWITH	MHFX5676
04/04/07	05/02/07	000862272	33153	67,740	51,080	16,660	24.6%	COPR	HORWITH	JTLX273
04/04/07	05/02/07	000862273	33154	61,120	51,140	9,980	16.3%	COPR	HORWITH	JTLX273
04/04/07	05/02/07	000862274	33155	64,720	51,700	13,020	20.1%	COPR	HORWITH	JTLX273
04/04/07	05/02/07	000862275	33156	8,100	50,300	(42,200)	-521.0%	COPR	HORWITH	JTLX273
04/04/07	05/08/07	000862276	33157	59,360	51,560	7,800	13.1%	COPR	HORWITH	JTLX30102
04/04/07	05/08/07	000862277	33158	46,940	50,520	(3,580)	-7.6%	COPR	HORWITH	JTLX30102
04/04/07	04/26/07	000862278	33159	38,700	48,100	(9,400)	-24.3%	COPR	HORWITH	NDYX316024
04/04/07	04/26/07	000862279	33160	68,140	48,000	20,140	29.6%	COPR	HORWITH	NDYX316024
04/04/07	04/26/07	000862280	33161	68,160	48,580	19,580	28.7%	COPR	HORWITH	NDYX316024
04/04/07	05/08/07	000862281	33162	26,700	51,080	(24,380)	-91.3%	COPR	HORWITH	JTLX30102
04/04/07	04/26/07	000862282	33163	17,160	49,020	(31,860)	-185.7%	COPR	HORWITH	NDYX316024
04/04/07	05/08/07	000862283	33164	68,220	49,660	18,560	27.2%	COPR	HORWITH	JTLX30102
04/04/07	05/08/07	000862284	33165	45,160	50,380	(5,220)	-11.6%	COPR	HORWITH	JTLX30115
04/04/07	05/08/07	000862285	33166	66,720	50,520	16,200	24.3%	COPR	HORWITH	JTLX30115
04/04/07	05/02/07	000862286	33167	41,780	48,080	(6,300)	-15.1%	COPR	HORWITH	NDYX316109
04/04/07	05/02/07	000862287	33168	68,400	48,020	20,380	29.8%	COPR	HORWITH	NDYX316109
04/04/07	05/02/07	000862288	33169	68,520	49,960	18,560	27.1%	COPR	HORWITH	NDYX316109
04/04/07	05/02/07	000862289	33170	14,120	48,300	(34,180)	-242.1%	COPR	HORWITH	NDYX316109
04/04/07	05/08/07	000862290	33171	28,800	51,140	(22,340)	-77.6%	COPR	HORWITH	CEFX35800
04/04/07	05/08/07	000862291	33172	68,000	48,780	19,220	28.3%	COPR	HORWITH	NDYX316144
04/04/07	05/08/07	000862292	33173	67,500	50,540	16,960	25.1%	COPR	HORWITH	CEFX35800
04/04/07	05/08/07	000862293	33174	67,900	48,000	19,900	29.3%	COPR	HORWITH	NDYX316144
04/04/07	05/08/07	000862294	33175	14,900	48,580	(33,680)	-226.0%	COPR	HORWITH	NDYX316141
04/04/07	05/08/07	000862295	33176	26,400	49,580	(23,180)	-87.8%	COPR	HORWITH	NDYX316144
04/04/07	05/08/07	000862296	33177	26,420	48,600	(22,180)	-84.0%	COPR	HORWITH	NDYX316144
04/04/07	05/08/07	000862297	33178	77,760	49,880	27,880	35.9%	COPR	HORWITH	NDYX316141
04/04/07	05/08/07	000862298	33179	68,580	49,840	18,740	27.3%	COPR	HORWITH	NDYX316141
04/04/07	05/08/07	000862299	33180	31,300	48,200	(16,900)	-54.0%	COPR	HORWITH	NDYX316141
04/04/07	05/08/07	000862300	33181	36,820	49,540	(12,720)	-34.5%	COPR	HORWITH	NDYX316178
04/04/07	05/08/07	000862301	33182	68,480	50,340	18,140	26.5%	COPR	HORWITH	CEFX35800
04/04/07	05/08/07	000862302	33183	31,360	51,400	(20,040)	-63.9%	COPR	HORWITH	CEFX35800
04/04/07	05/08/07	000862303	33184	67,160	50,600	16,560	24.7%	COPR	HORWITH	JTLX30115
04/04/07	05/08/07	000862304	33185	20,680	50,160	(29,480)	-142.6%	COPR	HORWITH	JTLX30115
04/04/07	05/08/07	000862305	33186	22,240	48,520	(26,280)	-118.2%	COPR	HORWITH	NDYX316178
04/04/07	05/08/07	000862306	33187	68,420	48,800	19,620	28.7%	COPR	HORWITH	NDYX316178
04/04/07	05/08/07	000862307	33188	67,000	49,320	17,680	26.4%	COPR	HORWITH	NDYX316178
04/04/07	04/25/07	000862308	33189	67,520	48,980	18,540	27.5%	COPR	HORWITH	NDYX316026
04/04/07	05/02/07	000862309	33190	55,300	50,360	4,940	8.9%	COPR	HORWITH	CEFX31042
04/04/07	04/25/07	000862310	33191	51,480	50,140	1,340	2.6%	COPR	HORWITH	NDYX316026
04/04/07	04/25/07	000862311	33192	67,540	47,420	20,120	29.8%	COPR	HORWITH	NDYX316026
04/04/07	04/25/07	000862312	33193	7,280	49,660	(42,380)	-582.1%	COPR	HORWITH	NDYX316026
04/05/07	05/02/07	000862313	33194	68,260	51,280	16,980	24.9%	COPR	HORWITH	CEFX31042

Honeywell

HONEYWELL SA-7 USE HAZARDOUS WASTE TRACKING (2006)										
Date Shipped	Date of Return Manifest	State Manifest	Man. Doc #	Facilty Manifest Weight (lbs)	Estimated Weight (lbs)	Manifest - Estimate (lbs)	Manifest - Estimate (%)	Material	Transporter	RAILCAR #
04/05/07	05/02/07	000862314	33195	68,260	50,680	17,580	25.8%	COPR	HORWITH	CEFX31042
04/05/07	05/08/07	000862315	33196	48,220	48,000	220	0.5%	COPR	HORWITH	NDYX316241
04/05/07	05/08/07	000862316	33197	34,140	50,080	(15,940)	-46.7%	COPR	HORWITH	NDYX316241
04/05/07	05/08/07	000862317	33198	34,120	49,860	(15,740)	-46.1%	COPR	HORWITH	NDYX316241
04/05/07	05/02/07	000862318	33199	68,380	50,800	17,580	25.7%	COPR	HORWITH	MHFX5709
04/05/07	05/02/07	000862319	33200	9,600	51,600	(42,000)	-437.5%	COPR	HORWITH	CEFX31042
04/05/07	05/02/07	000862320	33201	19,080	52,080	(33,000)	-173.0%	COPR	HORWITH	MHFX5709
04/05/07	05/02/07	000862321	33202	67,580	52,100	15,480	22.9%	COPR	HORWITH	MHFX5709
04/05/07	05/08/07	000862322	33203	67,480	51,360	16,120	23.9%	COPR	HORWITH	CHUX292
04/05/07	05/08/07	000862323	33204	76,620	48,000	28,620	37.4%	COPR	HORWITH	NDYX316241
04/05/07	05/02/07	000862324	33205	48,860	50,460	(1,600)	-3.3%	COPR	HORWITH	MHFX5709
04/05/07	05/08/07	000862325	33206	18,060	50,540	(32,480)	-179.8%	COPR	HORWITH	CHUX292
04/05/07	05/08/07	000862326	33207	64,860	50,540	14,320	22.1%	COPR	HORWITH	CHUX292
04/05/07	05/02/07	000862327	33208	46,100	48,640	(2,540)	-5.5%	COPR	HORWITH	NDYX316143
04/05/07	05/08/07	000862328	33209	7,580	49,540	(41,960)	-553.6%	COPR	HORWITH	NDYX316104
04/05/07	05/02/07	000862329	33210	66,980	48,880	18,100	27.0%	COPR	HORWITH	NDYX316143
04/05/07	05/02/07	000862330	33211	67,180	48,800	18,380	27.4%	COPR	HORWITH	NDYX316143
04/05/07	05/08/07	000862331	33212	67,320	49,580	17,740	26.4%	COPR	HORWITH	NDYX316104
04/05/07	05/08/07	000862332	33213	68,180	50,040	18,140	26.6%	COPR	HORWITH	NDYX316104
04/05/07	05/08/07	000862333	33214	51,660	51,080	580	1.1%	COPR	HORWITH	CHUX292
04/05/07	05/09/07	000862334	33215	53,860	51,240	2,620	4.9%	COPR	HORWITH	JTLX30161
04/05/07	05/09/07	000862335	33216	67,360	50,100	17,260	25.6%	COPR	HORWITH	JTLX30161
04/05/07	05/09/07	000862336	33217	67,840	50,300	17,540	25.9%	COPR	HORWITH	JTLX30161
04/05/07	05/02/07	000862337	33218	12,640	48,360	(35,720)	-282.6%	COPR	HORWITH	NDYX316143
04/05/07	05/09/07	000862338	33219	10,960	50,040	(39,080)	-356.6%	COPR	HORWITH	JTLX30161
04/05/07	05/08/07	000862339	33220	23,360	48,580	(25,220)	-108.0%	COPR	HORWITH	NDYX316039
04/05/07	05/08/07	000862340	33221	67,300	49,240	18,060	26.8%	COPR	HORWITH	NDYX316039
04/05/07	05/08/07	000862341	33222	66,380	50,200	16,180	24.4%	COPR	HORWITH	NDYX316039
04/05/07	05/08/07	000862342	33223	28,240	50,020	(21,780)	-77.1%	COPR	HORWITH	JTLX270
04/05/07	05/08/07	000862343	33224	35,920	48,420	(12,500)	-34.8%	COPR	HORWITH	NDYX316039
04/05/07	05/08/07	000862344	33225	76,700	50,180	26,520	34.6%	COPR	HORWITH	JTLX270
04/05/07	05/08/07	000862345	33226	30,740	51,400	(20,660)	-67.2%	COPR	HORWITH	JTLX270
04/05/07	05/08/07	000862346	33227	63,880	50,260	13,620	21.3%	COPR	HORWITH	JTLX270
04/05/07	05/08/07	000862347	33228	24,300	50,580	(26,280)	-108.1%	COPR	HORWITH	CHUX287
04/05/07	05/08/07	000862348	33229	63,520	51,080	12,440	19.6%	COPR	HORWITH	CHUX287
04/05/07	05/08/07	000862349	33230	49,060	49,480	(420)	-0.9%	COPR	HORWITH	NDYX316104
04/05/07	05/08/07	000862350	33231	76,420	51,580	24,840	32.5%	COPR	HORWITH	CHUX287
04/05/07	05/08/07	000862351	33232	42,720	51,100	(8,380)	-19.6%	COPR	HORWITH	CHUX287
04/05/07	05/08/07	000862352	33233	24,040	50,700	(26,660)	-110.9%	COPR	HORWITH	CHUX164
04/05/07	05/08/07	000862353	33234	66,260	51,620	14,640	22.1%	COPR	HORWITH	CHUX164
04/05/07	05/08/07	000862354	33235	43,400	50,020	(6,620)	-15.3%	COPR	HORWITH	CHUX164
04/05/07	05/08/07	000862355	33236	66,540	50,160	16,380	24.6%	COPR	HORWITH	CHUX164
04/05/07	05/08/07	000862356	33237	67,780	49,920	17,860	26.3%	COPR	HORWITH	CEFX33544
04/05/07	05/08/07	000862357	33238	53,120	50,320	2,800	5.3%	COPR	HORWITH	CEFX33544
04/05/07	05/09/07	000862358	33239	23,580	49,520	(25,940)	-110.0%	COPR	HORWITH	NDYX316148
04/05/07	05/08/07	000862359	33240	67,560	49,520	18,040	26.7%	COPR	HORWITH	CEFX33544
04/05/07	05/08/07	000862360	33241	63,720	51,000	12,720	20.0%	COPR	HORWITH	JTLX30145
04/05/07	05/08/07	000862361	33242	12,960	49,960	(37,000)	-285.5%	COPR	HORWITH	CEFX33544
04/05/07	05/09/07	000862362	33243	75,500	48,680	26,820	35.5%	COPR	HORWITH	NDYX316148
04/05/07	05/08/07	000862363	33244	75,940	49,740	26,200	34.5%	COPR	HORWITH	JTLX30145
04/05/07	05/09/07	000862364	33245	68,220	49,480	18,740	27.5%	COPR	HORWITH	NDYX316148
04/05/07	05/09/07	000862365	33246	21,440	49,220	(27,780)	-129.6%	COPR	HORWITH	NDYX316148
04/05/07	05/08/07	000862366	33247	28,640	49,720	(21,080)	-73.6%	COPR	HORWITH	JTLX30145
04/06/07	05/08/07	000862367	33248	28,620	49,820	(21,200)	-74.1%	COPR	HORWITH	JTLX30145
04/06/07	05/09/07	000862368	33249	66,440	49,160	17,280	26.0%	COPR	HORWITH	NDYX316052
04/06/07	05/09/07	000862369	33250	76,120	48,740	27,380	36.0%	COPR	HORWITH	NDYX316052
04/06/07	05/09/07	000862370	33251	27,520	49,200	(21,680)	-78.8%	COPR	HORWITH	NDYX316052
04/06/07	05/09/07	000862371	33252	26,900	48,820	(21,920)	-81.5%	COPR	HORWITH	NDYX316052
04/06/07	05/08/07	000862372	33253	10,900	50,460	(39,560)	-362.9%	COPR	HORWITH	CHUX322
04/06/07	05/08/07	000862373	33254	68,340	51,280	17,060	25.0%	COPR	HORWITH	CHUX322
04/06/07	05/08/07	000862374	33255	66,500	51,440	15,060	22.6%	COPR	HORWITH	CHUX322
04/06/07	05/08/07	000862375	33256	54,240	51,240	3,000	5.5%	COPR	HORWITH	CHUX322
04/06/07	05/08/07	000862376	33257	13,560	51,300	(37,740)	-278.3%	COPR	HORWITH	CHUX131
04/06/07	05/02/07	000862377	33258	76,340	49,860	26,480	34.7%	COPR	HORWITH	NDYX316002
04/06/07	05/08/07	000862378	33259	66,820	50,980	15,840	23.7%	COPR	HORWITH	CHUX131
04/06/07	05/08/07	000862379	33260	63,340	51,660	11,680	18.4%	COPR	HORWITH	CHUX131
04/06/07	05/02/07	000862380	33261	66,880	49,300	17,580	26.3%	COPR	HORWITH	NDYX316002
04/06/07	05/08/07	000862381	33262	58,880	51,500	7,380	12.5%	COPR	HORWITH	CHUX131
04/06/07	05/02/07	000862382	33263	25,740	48,540	(22,800)	-88.6%	COPR	HORWITH	NDYX316002
04/06/07	05/02/07	000862383	33264	25,740	49,340	(23,600)	-91.7%	COPR	HORWITH	NDYX316002
04/06/07	05/02/07	000862384	33265	38,940	52,060	(13,120)	-33.7%	COPR	HORWITH	DJLX98515
04/06/07	05/02/07	000862385	33266	68,180	48,060	20,120	29.5%	COPR	HORWITH	DJLX98515
04/06/07	05/02/07	000862386	33267	66,340	49,780	16,560	25.0%	COPR	HORWITH	DJLX98515
04/06/07	05/02/07	000862387	33268	22,760	49,760	(27,000)	-118.6%	COPR	HORWITH	DJLX98515

Honeywell

HONEYWELL SA-7 USE HAZARDOUS WASTE TRACKING (2006)										
Date Shipped	Date of Return Manifest	State Manifest	Man. Doc #	Facilty Manifest Weight (lbs)	Estimated Weight (lbs)	Manifest - Estimate (lbs)	Manifest - Estimate (%)	Material	Transporter	RAILCAR #
04/06/07	05/08/07	000862388	33269	8,020	50,340	(42,320)	-527.7%	COPR	HORWITH	CHUX283
04/06/07	05/02/07	000862389	33270	44,160	51,100	(6,940)	-15.7%	COPR	HORWITH	JTLX279
04/06/07	05/08/07	000862390	33271	76,500	49,840	26,660	34.8%	COPR	HORWITH	CHUX283
04/06/07	05/08/07	000862391	33272	68,080	50,280	17,800	26.1%	COPR	HORWITH	CHUX283
04/06/07	05/08/07	000862392	33273	46,980	50,080	(3,100)	-6.6%	COPR	HORWITH	CHUX283
04/06/07	05/02/07	000862393	33274	67,060	50,760	16,300	24.3%	COPR	HORWITH	JTLX279
04/06/07	05/02/07	000862394	33275	66,520	50,320	16,200	24.4%	COPR	HORWITH	JTLX279
04/06/07	05/02/07	000862395	33276	23,540	50,780	(27,240)	-115.7%	COPR	HORWITH	JTLX279
04/06/07	05/02/07	000862396	33277	75,940	49,740	26,200	34.5%	COPR	HORWITH	NDYX316020
04/06/07	05/02/07	000862397	33278	48,300	48,000	300	0.6%	COPR	HORWITH	NDYX316020
04/06/07	05/02/07	000862398	33279	34,080	49,120	(15,040)	-44.1%	COPR	HORWITH	NDYX316020
04/06/07	05/02/07	000862399	33280	34,060	49,320	(15,260)	-44.8%	COPR	HORWITH	NDYX316020
04/06/07	05/02/07	000862400	33281	68,240	49,880	18,360	26.9%	COPR	HORWITH	JTLX30137
04/06/07	05/02/07	000862401	33282	24,220	50,920	(26,700)	-110.2%	COPR	HORWITH	JTLX30137
04/06/07	05/02/07	000862402	33283	68,380	50,060	18,320	26.8%	COPR	HORWITH	JTLX30137
04/06/07	05/02/07	000862403	33284	30,780	51,020	(20,240)	-65.8%	COPR	HORWITH	JTLX30137
04/06/07	05/02/07	000862404	33285	36,120	50,000	(13,880)	-38.4%	COPR	HORWITH	JTLX277
04/06/07	05/02/07	000862405	33286	65,980	50,700	15,280	23.2%	COPR	HORWITH	JTLX277
04/06/07	05/02/07	000862406	33287	76,260	50,360	25,900	34.0%	COPR	HORWITH	JTLX277
04/06/07	05/02/07	000862407	33288	68,120	51,600	16,520	24.3%	COPR	HORWITH	CHUX251
04/06/07	05/02/07	000862408	33289	18,780	49,500	(30,720)	-163.6%	COPR	HORWITH	JTLX277
04/06/07	05/02/07	000862409	33290	67,260	49,680	17,580	26.1%	COPR	HORWITH	CHUX251
04/06/07	05/02/07	000862410	33291	29,180	49,980	(20,800)	-71.3%	COPR	HORWITH	CHUX251
04/06/07	05/02/07	000862411	33292	29,200	50,000	(20,800)	-71.2%	COPR	HORWITH	CHUX251
04/06/07	05/02/07	000862412	33293	7,960	50,320	(42,360)	-532.2%	COPR	HORWITH	JTLX151
04/06/07	05/02/07	000862413	33294	67,480	50,680	16,800	24.9%	COPR	HORWITH	JTLX151
04/06/07	05/02/07	000862414	33295	76,540	49,820	26,720	34.9%	COPR	HORWITH	JTLX151
04/06/07	05/02/07	000862415	33296	40,940	48,540	(7,600)	-18.6%	COPR	HORWITH	JTLX151
04/06/07	05/02/07	000862416	33297	17,300	49,320	(32,020)	-185.1%	COPR	HORWITH	NDYX316237
04/06/07	05/02/07	000862417	33298	26,160	49,600	(23,440)	-89.6%	COPR	HORWITH	CHUX100
04/06/07	05/02/07	000862418	33299	75,820	50,000	25,820	34.1%	COPR	HORWITH	CHUX100
04/06/07	05/02/07	000862419	33300	67,460	50,940	16,520	24.5%	COPR	HORWITH	CHUX100
04/06/07	05/02/07	000862420	33301	29,380	50,780	(21,400)	-72.8%	COPR	HORWITH	CHUX100
04/09/07	05/08/07	000862421	33302	31,960	49,240	(17,280)	-54.1%	COPR	HORWITH	CHUX125
04/09/07	05/08/07	000862422	33303	56,220	48,000	8,220	14.6%	COPR	HORWITH	CHUX125
04/09/07	05/08/07	000862423	33304	66,480	48,580	17,900	26.9%	COPR	HORWITH	CHUX125
04/09/07	05/08/07	000862424	33305	47,640	48,420	(780)	-1.6%	COPR	HORWITH	CHUX294
04/09/07	05/08/07	000862425	33306	38,960	49,800	(10,840)	-27.8%	COPR	HORWITH	CHUX125
04/09/07	05/08/07	000862426	33307	76,620	49,820	26,800	35.0%	COPR	HORWITH	CHUX294
04/09/07	05/08/07	000862427	33308	64,200	49,240	14,960	23.3%	COPR	HORWITH	CHUX294
04/09/07	05/08/07	000862428	33309	6,140	50,640	(44,500)	-724.8%	COPR	HORWITH	CHUX294
04/09/07	05/08/07	000862429	33310	28,560	50,260	(21,700)	-76.0%	COPR	HORWITH	NDYX320472
04/09/07	05/08/07	000862430	33311	67,140	50,860	16,280	24.2%	COPR	HORWITH	NDYX320472
04/09/07	05/08/07	000862431	33312	70,640	49,680	20,960	29.7%	COPR	HORWITH	NDYX320472
04/09/07	05/08/07	000862432	33313	28,560	48,820	(20,260)	-70.9%	COPR	HORWITH	NDYX320472
04/09/07	05/02/07	000862433	33314	9,300	50,500	(41,200)	-443.0%	COPR	HORWITH	CEFX35847
04/09/07	05/02/07	000862434	33315	66,920	50,320	16,600	24.8%	COPR	HORWITH	CEFX35847
04/09/07	05/02/07	000862435	33316	61,200	50,200	11,000	18.0%	COPR	HORWITH	CEFX35847
04/09/07	05/02/07	000862436	33317	60,060	50,140	9,920	16.5%	COPR	HORWITH	CEFX35847
04/09/07	05/08/07	000862437	33318	63,940	50,460	13,480	21.1%	COPR	HORWITH	CEFX32118
04/09/07	05/08/07	000862438	33319	8,180	48,020	(39,840)	-487.0%	COPR	HORWITH	CEFX32118
04/09/07	05/08/07	000862439	33320	76,500	50,440	26,060	34.1%	COPR	HORWITH	CEFX32118
04/09/07	05/08/07	000862440	33321	46,420	49,520	(3,100)	-6.7%	COPR	HORWITH	CEFX32118
04/09/07	05/02/07	000862441	33322	17,160	50,840	(33,680)	-196.3%	COPR	HORWITH	JTLX30144
04/09/07	05/02/07	000862442	33323	76,680	50,080	26,600	34.7%	COPR	HORWITH	JTLX30144
04/09/07	05/02/07	000862443	33324	67,300	50,420	16,880	25.1%	COPR	HORWITH	JTLX30144
04/09/07	05/02/07	000862444	33325	34,620	50,160	(15,540)	-44.9%	COPR	HORWITH	JTLX30144
04/09/07	05/18/07	000862445	33326	68,480	50,380	18,100	26.4%	COPR	HORWITH	NRLX585505
04/09/07	05/18/07	000862446	33327	67,680	49,900	17,780	26.3%	COPR	HORWITH	NRLX585505
04/09/07	05/02/07	000862447	33328	66,160	48,500	17,660	26.7%	COPR	HORWITH	NDYX316237
04/09/07	05/02/07	000862448	33329	68,100	49,160	18,940	27.8%	COPR	HORWITH	NDYX316237
04/09/07	05/18/07	000862449	33330	26,860	51,000	(24,140)	-89.9%	COPR	HORWITH	NRLX585505
04/09/07	05/18/07	000862450	33331	26,840	50,520	(23,680)	-88.2%	COPR	HORWITH	NRLX585505
04/09/07	05/02/07	000862453	33332	68,040	50,580	17,460	25.7%	COPR	HORWITH	HLMX1149
04/09/07	05/02/07	000862452	33333	48,300	51,000	(2,700)	-5.6%	COPR	HORWITH	HLMX1149
04/09/07	05/02/07	000862454	33334	66,660	50,160	16,500	24.8%	COPR	HORWITH	HLMX1149
04/09/07	05/02/07	000862455	33335	15,040	50,700	(35,660)	-237.1%	COPR	HORWITH	HLMX1149
04/09/07	05/02/07	000862456	33336	67,140	51,640	15,500	23.1%	COPR	HORWITH	CHUX124
04/09/07	05/02/07	000862457	33337	50,560	51,140	(580)	-1.1%	COPR	HORWITH	CHUX124
04/09/07	05/02/07	000862458	33338	66,600	51,640	14,960	22.5%	COPR	HORWITH	CHUX124
04/09/07	05/02/07	000862459	33339	14,420	50,020	(35,600)	-246.9%	COPR	HORWITH	CHUX124
04/09/07	05/02/07	000862460	33340	31,640	49,500	(17,860)	-56.4%	COPR	HORWITH	CEFX35836
04/09/07	05/02/07	000862462	33341	76,240	51,800	24,440	32.1%	COPR	HORWITH	CEFX35836
04/09/07	05/02/07	000862463	33342	63,900	50,140	13,760	21.5%	COPR	HORWITH	CEFX35836

HONEYWELL SA-7 USE HAZARDOUS WASTE TRACKING (2006)										
Date Shipped	Date of Return Manifest	State Manifest	Man. Doc #	Facilty Manifest Weight (lbs)	Estimated Weight (lbs)	Manifest - Estimate (lbs)	Manifest - Estimate (%)	Material	Transporter	RAILCAR #
04/09/07	05/02/07	000862464	33343	26,040	49,120	(23,080)	-88.6%	COPR	HORWITH	CEFX35836
04/09/07	05/08/07	000862465	33344	18,340	50,380	(32,040)	-174.7%	COPR	HORWITH	CEFX33346
04/09/07	05/08/07	000862466	33345	64,480	49,080	15,400	23.9%	COPR	HORWITH	CEFX33346
04/09/07	05/08/07	000862467	33346	66,700	50,640	16,060	24.1%	COPR	HORWITH	CEFX33346
04/09/07	05/08/07	000862468	33347	44,460	50,440	(5,980)	-13.5%	COPR	HORWITH	CEFX33346
04/09/07	05/02/07	000862469	33348	35,700	47,000	(11,300)	-31.7%	COPR	HORWITH	NDYX316237
04/09/07	05/08/07	000862470	33349	76,300	50,400	25,900	33.9%	COPR	HORWITH	CEFX35821
04/09/07	05/08/07	000862471	33350	62,240	49,560	12,680	20.4%	COPR	HORWITH	CEFX35821
04/09/07	05/08/07	000862472	33351	29,020	49,900	(20,880)	-72.0%	COPR	HORWITH	CEFX35821
04/09/07	05/08/07	000862473	33352	29,020	49,900	(20,880)	-72.0%	COPR	HORWITH	CEFX35821
04/09/07	05/08/07	000862474	33353	68,300	49,620	18,680	27.3%	COPR	HORWITH	NDYX316049
04/09/07	05/08/07	000862475	33354	67,220	49,620	17,600	26.2%	COPR	HORWITH	NDYX316049
04/09/07	05/08/07	000862476	33355	16,540	50,220	(33,680)	-203.6%	COPR	HORWITH	NRLX526244
04/09/07	05/08/07	000862477	33356	66,960	50,600	16,360	24.4%	COPR	HORWITH	NRLX526244
04/09/07	05/08/07	000862478	33357	67,900	51,220	16,680	24.6%	COPR	HORWITH	NRLX526244
04/09/07	05/08/07	000862479	33358	26,180	48,280	(22,100)	-84.4%	COPR	HORWITH	NDYX316049
04/09/07	05/08/07	000862480	33359	26,180	48,960	(22,780)	-87.0%	COPR	HORWITH	NDYX316049
04/09/07	05/08/07	000862481	33360	45,420	51,020	(5,600)	-12.3%	COPR	HORWITH	NRLX526244
04/09/07	05/09/07	000862482	33361	37,380	50,980	(13,600)	-36.4%	COPR	HORWITH	JTLX278
04/10/07	05/09/07	000862483	33362	67,900	49,080	18,820	27.7%	COPR	HORWITH	NDYX316246
04/10/07	05/09/07	000859554	33363	75,840	50,340	25,500	33.6%	COPR	HORWITH	JTLX278
04/10/07	05/09/07	000859555	33364	68,260	50,300	17,960	26.3%	COPR	HORWITH	JTLX278
04/10/07	05/09/07	000859556	33365	22,700	50,100	(27,400)	-120.7%	COPR	HORWITH	JTLX278
04/10/07	05/08/07	000862484	33366	41,480	51,120	(9,640)	-23.2%	COPR	HORWITH	JTLX130
04/10/07	05/09/07	000862485	33367	68,340	49,360	18,980	27.8%	COPR	HORWITH	NDYX316246
04/10/07	05/08/07	000862486	33368	64,180	51,200	12,980	20.2%	COPR	HORWITH	JTLX130
04/10/07	05/08/07	000862487	33369	65,500	50,720	14,780	22.6%	COPR	HORWITH	JTLX130
04/10/07	05/08/07	000862488	33370	76,760	49,860	26,900	35.0%	COPR	HORWITH	HLMX1102
04/10/07	05/08/07	000862489	33371	31,780	50,480	(18,700)	-58.8%	COPR	HORWITH	JTLX130
04/10/07	05/08/07	000862490	33372	38,860	50,260	(11,400)	-29.3%	COPR	HORWITH	HLMX1102
04/10/07	05/08/07	000862491	33373	38,240	50,140	(11,900)	-31.1%	COPR	HORWITH	HLMX1102
04/10/07	05/08/07	000862492	33374	38,220	50,000	(11,780)	-30.8%	COPR	HORWITH	HLMX1102
04/10/07	05/08/07	000862493	33375	45,720	49,620	(3,900)	-8.5%	COPR	HORWITH	NDYX316147
04/10/07	05/09/07	000862494	33376	24,220	49,120	(24,900)	-102.8%	COPR	HORWITH	NDYX316246
04/10/07	05/09/07	000862495	33377	24,220	49,080	(24,860)	-102.6%	COPR	HORWITH	NDYX316246
04/10/07	05/08/07	000862496	33378	66,320	48,440	17,880	27.0%	COPR	HORWITH	NDYX316147
04/10/07	05/08/07	000862497	33379	57,240	48,700	8,540	14.9%	COPR	HORWITH	NDYX316147
04/10/07	05/08/07	000862498	33380	21,360	49,580	(28,220)	-132.1%	COPR	HORWITH	NDYX316147
04/10/07	05/08/07	000862499	33381	29,080	48,000	(18,920)	-65.1%	COPR	HORWITH	NDYX316093
04/10/07	05/08/07	000862500	33382	67,180	48,000	19,180	28.6%	COPR	HORWITH	NDYX316093
04/10/07	05/08/07	000862501	33383	66,900	49,480	17,420	26.0%	COPR	HORWITH	NDYX316093
04/10/07	05/08/07	000862502	33384	25,900	49,020	(23,120)	-89.3%	COPR	HORWITH	NDYX316093
04/10/07	05/08/07	000862503	33385	76,680	49,400	27,280	35.6%	COPR	HORWITH	NDYX316054
04/10/07	05/08/07	000862504	33386	67,340	49,200	18,140	26.9%	COPR	HORWITH	NDYX316054
04/10/07	05/08/07	000862505	33387	24,640	49,420	(24,780)	-100.6%	COPR	HORWITH	NDYX316054
04/10/07	05/08/07	000862506	33388	25,300	49,020	(23,720)	-93.8%	COPR	HORWITH	NDYX316054
04/10/07	05/08/07	000862507	33389	16,640	50,200	(33,560)	-201.7%	COPR	HORWITH	CEFX35840
04/10/07	05/08/07	000862508	33390	60,160	50,680	9,480	15.8%	COPR	HORWITH	CEFX35840
04/10/07	05/08/07	000862509	33391	63,860	49,860	14,000	21.9%	COPR	HORWITH	CEFX35840
04/10/07	05/08/07	000862510	33392	55,000	50,840	4,160	7.6%	COPR	HORWITH	CEFX35840
04/10/07	05/08/07	000862511	33393	76,420	50,620	25,800	33.8%	COPR	HORWITH	CHUX263
04/10/07	05/18/07	000862512	33394	51,120	49,560	1,560	3.1%	COPR	HORWITH	NDYX316053
04/10/07	05/08/07	000862513	33395	76,240	51,040	25,200	33.1%	COPR	HORWITH	CHUX263
04/10/07	05/18/07	000862514	33396	67,360	49,400	17,960	26.7%	COPR	HORWITH	NDYX316053
04/10/07	05/08/07	000862515	33397	23,740	50,780	(27,040)	-113.9%	COPR	HORWITH	CHUX263
04/10/07	05/08/07	000862516	33398	23,720	51,460	(27,740)	-116.9%	COPR	HORWITH	CHUX263
04/10/07	05/08/07	000862517	33399	40,520	51,240	(10,720)	-26.5%	COPR	HORWITH	CHUX239
04/10/07	05/08/07	000862518	33400	63,060	51,420	11,640	18.5%	COPR	HORWITH	CHUX239
04/10/07	05/18/07	000862519	33401	33,520	49,440	(15,920)	-47.5%	COPR	HORWITH	NDYX316053
04/10/07	05/08/07	000862520	33402	64,880	50,640	14,240	21.9%	COPR	HORWITH	CHUX239
04/10/07	05/08/07	000862521	33403	32,080	50,460	(18,380)	-57.3%	COPR	HORWITH	CHUX239
04/10/07	05/18/07	000862522	33404	33,520	50,380	(16,860)	-50.3%	COPR	HORWITH	NDYX316053
04/10/07	05/02/07	000862523	33405	47,980	52,060	(4,080)	-8.5%	COPR	HORWITH	CHUX281
04/10/07	05/09/07	000862524	33406	51,160	50,020	1,140	2.2%	COPR	HORWITH	NDYX316075
04/10/07	05/09/07	000862525	33407	57,980	51,460	6,520	11.2%	COPR	HORWITH	NDYX320318
04/10/07	05/09/07	000862526	33408	66,200	51,320	14,880	22.5%	COPR	HORWITH	NDYX320318
04/10/07	05/09/07	000862527	33409	67,540	51,180	16,360	24.2%	COPR	HORWITH	NDYX320318
04/10/07	05/09/07	000862528	33410	16,160	51,680	(35,520)	-219.8%	COPR	HORWITH	NDYX320318
04/10/07	05/09/07	000862529	33411	66,760	50,280	16,480	24.7%	COPR	HORWITH	NDYX316075
04/10/07	05/09/07	000862530	33412	6,480	51,000	(44,520)	-687.0%	COPR	HORWITH	CHUX229
04/10/07	05/09/07	000862531	33413	45,780	50,680	(4,900)	-10.7%	COPR	HORWITH	CHUX229
04/10/07	05/09/07	000862532	33414	68,000	51,100	16,900	24.9%	COPR	HORWITH	CHUX229
04/10/07	05/09/07	000862533	33415	33,940	49,020	(15,080)	-44.4%	COPR	HORWITH	NDYX316075
04/10/07	05/08/07	000862534	33416	65,280	49,960	15,320	23.5%	COPR	HORWITH	NDYX316018

Honeywell

HONEYWELL SA-7 USE HAZARDOUS WASTE TRACKING (2006)										
Date Shipped	Date of Return Manifest	State Manifest	Man. Doc #	Facilty Manifest Weight (lbs)	Estimated Weight (lbs)	Manifest - Estimate (lbs)	Manifest - Estimate (%)	Material	Transporter	RAILCAR #
04/10/07	05/08/07	000862535	33417	68,060	50,020	18,040	26.5%	COPR	HORWITH	NDYX316018
04/10/07	05/08/07	000862536	33418	29,160	50,040	(20,880)	-71.6%	COPR	HORWITH	NDYX316018
04/10/07	05/09/07	000862537	33419	33,960	49,460	(15,500)	-45.6%	COPR	HORWITH	NDYX316075
04/10/07	05/09/07	000862538	33420	85,340	50,980	34,360	40.3%	COPR	HORWITH	CHUX229
04/10/07	05/08/07	000862539	33421	29,180	49,980	(20,800)	-71.3%	COPR	HORWITH	NDYX316018
04/11/07	05/02/07	000862540	33422	67,480	49,040	18,440	27.3%	COPR	HORWITH	CHUX281
04/11/07	05/08/07	000862541	33423	44,180	47,260	(3,080)	-7.0%	COPR	HORWITH	NDYX316192
04/11/07	05/08/07	000862542	33424	76,380	48,700	27,680	36.2%	COPR	HORWITH	NDYX316192
04/11/07	05/02/07	000862543	33425	67,160	50,180	16,980	25.3%	COPR	HORWITH	CHUX281
04/11/07	05/02/07	000862544	33426	17,940	51,000	(33,060)	-184.3%	COPR	HORWITH	CHUX281
04/11/07	05/02/07	000862545	33427	68,000	51,820	16,180	23.8%	COPR	HORWITH	JTLX30151
04/11/07	05/02/07	000862546	33428	66,860	49,880	16,980	25.4%	COPR	HORWITH	JTLX30151
04/11/07	05/02/07	000862547	33429	48,500	48,300	200	0.4%	COPR	HORWITH	JTLX30151
04/11/07	05/08/07	000862548	33430	53,820	50,140	3,680	6.8%	COPR	HORWITH	CHUX313
04/11/07	05/02/07	000862549	33431	11,020	49,240	(38,220)	-346.8%	COPR	HORWITH	JTLX30151
04/11/07	05/08/07	000862550	33432	31,720	48,020	(16,300)	-51.4%	COPR	HORWITH	NDYX316192
04/11/07	05/08/07	000862551	33433	31,720	46,580	(14,860)	-46.8%	COPR	HORWITH	NDYX316192
04/11/07	05/08/07	000862552	33434	67,400	49,860	17,540	26.0%	COPR	HORWITH	CHUX313
04/11/07	05/08/07	000862553	33435	33,920	49,260	(15,340)	-45.2%	COPR	HORWITH	CHUX313
04/11/07	05/08/07	000862554	33436	33,940	48,900	(14,960)	-44.1%	COPR	HORWITH	CHUX313
04/11/07	05/08/07	000862555	33437	67,000	51,060	15,940	23.8%	COPR	HORWITH	CHUX255
04/11/07	05/08/07	000862556	33438	68,680	49,220	19,460	28.3%	COPR	HORWITH	CHUX255
04/11/07	05/08/07	000862557	33439	32,960	49,140	(16,180)	-49.1%	COPR	HORWITH	CHUX255
04/11/07	05/08/07	000862558	33440	32,980	51,000	(18,020)	-54.6%	COPR	HORWITH	CHUX255
04/11/07	05/08/07	000862559	33441	66,920	49,460	17,460	26.1%	COPR	HORWITH	CEFX31070
04/11/07	05/08/07	000862560	33442	67,060	49,920	17,140	25.6%	COPR	HORWITH	CEFX31070
04/11/07	05/08/07	000862561	33443	33,940	49,540	(15,600)	-46.0%	COPR	HORWITH	CEFX31070
04/11/07	05/08/07	000862562	33444	33,920	48,840	(14,920)	-44.0%	COPR	HORWITH	CEFX31070
04/11/07	05/08/07	000862563	33445	63,500	50,000	13,500	21.3%	COPR	HORWITH	NDYX316248
04/11/07	05/08/07	000862564	33446	42,620	48,360	(5,740)	-13.5%	COPR	HORWITH	NDYX316248
04/11/07	05/08/07	000862565	33447	66,420	49,440	16,980	25.6%	COPR	HORWITH	NDYX316248
04/11/07	05/08/07	000862566	33448	76,260	49,400	26,860	35.2%	COPR	HORWITH	CHUX175
04/11/07	05/09/07	000862567	33449	14,540	48,020	(33,480)	-230.3%	COPR	HORWITH	HLMX1162
04/11/07	05/08/07	000862568	33450	18,040	48,040	(30,000)	-166.3%	COPR	HORWITH	NDYX316248
04/11/07	05/08/07	000862569	33451	63,020	51,440	11,580	18.4%	COPR	HORWITH	CHUX175
04/11/07	05/08/07	000862570	33452	30,600	50,000	(19,400)	-63.4%	COPR	HORWITH	CHUX175
04/11/07	05/08/07	000862571	33453	31,360	50,000	(18,640)	-59.4%	COPR	HORWITH	CHUX175
04/11/07	05/08/07	000862572	33454	27,520	47,000	(19,480)	-70.8%	COPR	HORWITH	NDYX316078
04/11/07	05/09/07	000862573	33455	66,960	49,420	17,540	26.2%	COPR	HORWITH	HLMX1162
04/11/07	05/08/07	000862574	33456	76,980	48,520	28,460	37.0%	COPR	HORWITH	NDYX316078
04/11/07	05/09/07	000862575	33457	66,980	51,120	15,860	23.7%	COPR	HORWITH	HLMX1162
04/11/07	05/08/07	000862576	33458	67,000	49,340	17,660	26.4%	COPR	HORWITH	NDYX316078
04/11/07	05/08/07	000862577	33459	19,160	49,620	(30,460)	-159.0%	COPR	HORWITH	NDYX316078
04/11/07	05/09/07	000862578	33460	47,360	49,360	(2,000)	-4.2%	COPR	HORWITH	HLMX1162
04/11/07	05/08/07	000862579	33461	23,460	50,000	(26,540)	-113.1%	COPR	HORWITH	CEFX33529
04/11/07	05/08/07	000862580	33462	63,660	51,740	11,920	18.7%	COPR	HORWITH	CEFX33529
04/11/07	05/08/07	000862581	33463	76,820	52,300	24,520	31.9%	COPR	HORWITH	CEFX33529
04/11/07	05/08/07	000862582	33464	39,600	50,460	(10,860)	-27.4%	COPR	HORWITH	CEFX33529
04/11/07	05/08/07	000862583	33465	19,340	49,280	(29,940)	-154.8%	COPR	HORWITH	CHUX223
04/11/07	05/08/07	000862584	33466	67,300	48,560	18,740	27.8%	COPR	HORWITH	CHUX187
04/11/07	05/08/07	000862585	33467	76,680	50,620	26,060	34.0%	COPR	HORWITH	CHUX187
04/11/07	05/08/07	000862586	33468	28,280	51,680	(23,400)	-82.7%	COPR	HORWITH	CHUX187
04/11/07	05/08/07	000862587	33469	67,080	49,780	17,300	25.8%	COPR	HORWITH	CHUX223
04/11/07	05/08/07	000862588	33470	66,940	52,200	14,740	22.0%	COPR	HORWITH	CHUX223
04/11/07	05/08/07	000862589	33471	43,560	49,080	(5,520)	-12.7%	COPR	HORWITH	CHUX223
04/11/07	05/08/07	000862590	33472	28,300	50,320	(22,020)	-77.8%	COPR	HORWITH	CHUX187
04/11/07	05/09/07	000862591	33473	68,780	51,020	17,760	25.8%	COPR	HORWITH	CEFX35850
04/11/07	05/09/07	000862592	33474	51,820	50,400	1,420	2.7%	COPR	HORWITH	CEFX35850
04/11/07	05/09/07	000862593	33475	67,540	49,540	18,000	26.7%	COPR	HORWITH	CEFX35850
04/11/07	05/09/07	000862594	33476	8,660	50,700	(42,040)	-485.5%	COPR	HORWITH	CEFX35850
04/11/07	05/08/07	000862595	33477	67,360	48,000	19,360	28.7%	COPR	HORWITH	JTLX185
04/11/07	05/08/07	000862596	33478	30,800	48,940	(18,140)	-58.9%	COPR	HORWITH	JTLX185
04/11/07	05/08/07	000862597	33479	75,980	48,740	27,240	35.9%	COPR	HORWITH	JTLX185
04/11/07	05/09/07	000862598	33480	76,260	49,900	26,360	34.6%	COPR	HORWITH	JTLX170
04/11/07	05/08/07	000862599	33481	17,280	50,400	(33,120)	-191.7%	COPR	HORWITH	JTLX185
04/12/07	05/09/07	000862600	33482	67,420	49,280	18,140	26.9%	COPR	HORWITH	JTLX170
04/12/07	05/09/07	000862601	33483	25,420	48,020	(22,600)	-88.9%	COPR	HORWITH	JTLX170
04/12/07	05/09/07	000862602	33484	25,440	49,460	(24,020)	-94.4%	COPR	HORWITH	JTLX170
04/12/07	05/08/07	000862603	33485	12,320	51,340	(39,020)	-316.7%	COPR	HORWITH	CHUX215
04/12/07	05/08/07	000862604	33486	68,740	49,720	19,020	27.7%	COPR	HORWITH	CHUX215
04/12/07	05/08/07	000862605	33487	60,340	50,420	9,920	16.4%	COPR	HORWITH	CHUX215
04/12/07	05/08/07	000862606	33488	57,020	51,040	5,980	10.5%	COPR	HORWITH	CHUX215
04/12/07	05/23/07	000862607	33489	13,540	50,220	(36,680)	-270.9%	COPR	HORWITH	NDYX320320
04/12/07	05/23/07	000862608	33490	76,060	49,080	26,980	35.5%	COPR	HORWITH	NDYX320320

Honeywell

HONEYWELL SA-7 USE HAZARDOUS WASTE TRACKING (2006)										
Date Shipped	Date of Return Manifest	State Manifest	Man. Doc #	Facilty Manifest Weight (lbs)	Estimated Weight (lbs)	Manifest - Estimate (lbs)	Manifest - Estimate (%)	Material	Transporter	RAILCAR #
04/12/07	05/23/07	000862609	33491	46,580	49,400	(2,820)	-6.1%	COPR	HORWITH	NDYX320320
04/12/07	05/23/07	000862610	33492	77,600	50,580	27,020	34.8%	COPR	HORWITH	NDYX320320
04/12/07	05/08/07	000862611	33493	10,060	49,760	(39,700)	-394.6%	COPR	HORWITH	CHUX219
04/12/07	05/08/07	000862612	33494	66,480	50,780	15,700	23.6%	COPR	HORWITH	CHUX219
04/12/07	05/08/07	000862613	33495	66,320	51,880	14,440	21.8%	COPR	HORWITH	CHUX219
04/12/07	05/09/07	000862614	33496	11,720	50,500	(38,780)	-330.9%	COPR	HORWITH	JTLX261
04/12/07	05/08/07	000862615	33497	53,340	49,640	3,700	6.9%	COPR	HORWITH	CHUX219
04/12/07	05/09/07	000862616	33498	61,540	49,740	11,800	19.2%	COPR	HORWITH	JTLX261
04/12/07	05/09/07	000862617	33499	52,500	49,720	2,780	5.3%	COPR	HORWITH	JTLX261
04/12/07	05/09/07	000862618	33500	67,740	51,340	16,400	24.2%	COPR	HORWITH	JTLX261
04/12/07	05/08/07	000862619	33501	68,620	49,660	18,960	27.6%	COPR	HORWITH	NRLX526001
04/12/07	05/08/07	000862620	33502	25,300	49,820	(24,520)	-96.9%	COPR	HORWITH	NRLX526001
04/12/07	05/08/07	000862621	33503	67,140	49,760	17,380	25.9%	COPR	HORWITH	NRLX526001
04/12/07	05/08/07	000862622	33504	36,140	51,260	(15,120)	-41.8%	COPR	HORWITH	NRLX526001
04/12/07	05/08/07	000862623	33505	18,840	50,860	(32,020)	-170.0%	COPR	HORWITH	JTLX30142
04/12/07	05/08/07	000862624	33506	66,880	51,220	15,660	23.4%	COPR	HORWITH	JTLX30142
04/12/07	05/08/07	000862625	33507	67,360	48,640	18,720	27.8%	COPR	HORWITH	JTLX30142
04/12/07	05/08/07	000862626	33508	12,080	50,640	(38,560)	-319.2%	COPR	HORWITH	CHUX107
04/12/07	05/08/07	000862627	33509	43,100	49,680	(6,580)	-15.3%	COPR	HORWITH	JTLX30142
04/12/07	05/08/07	000862628	33510	66,780	49,920	16,860	25.2%	COPR	HORWITH	CHUX107
04/12/07	05/08/07	000862629	33511	76,260	48,700	27,560	36.1%	COPR	HORWITH	CHUX107
04/12/07	05/08/07	000862630	33512	25,200	50,860	(25,660)	-101.8%	COPR	HORWITH	CEFX33390
04/12/07	05/08/07	000862631	33513	41,180	49,440	(8,260)	-20.1%	COPR	HORWITH	CHUX107
04/12/07	05/08/07	000862632	33514	76,340	50,520	25,820	33.8%	COPR	HORWITH	CEFX33390
04/12/07	05/09/07	000862633	33515	50,520	50,060	460	0.9%	COPR	HORWITH	JTLX141
04/12/07	05/08/07	000862634	33516	76,640	50,260	26,380	34.4%	COPR	HORWITH	CEFX33390
04/12/07	05/08/07	000862635	33517	21,520	50,760	(29,240)	-135.9%	COPR	HORWITH	CEFX33390
04/12/07	05/09/07	000862636	33518	76,080	50,980	25,100	33.0%	COPR	HORWITH	JTLX141
04/12/07	05/09/07	000862637	33519	37,700	50,440	(12,740)	-33.8%	COPR	HORWITH	JTLX141
04/12/07	05/09/07	000862638	33520	37,720	49,740	(12,020)	-31.9%	COPR	HORWITH	JTLX141
04/12/07	05/09/07	000862639	33521	17,760	51,140	(33,380)	-188.0%	COPR	HORWITH	CEFX35245
04/12/07	05/09/07	000862640	33522	46,080	50,260	(4,180)	-9.1%	COPR	HORWITH	CEFX35245
04/12/07	05/09/07	000862641	33523	69,180	51,180	18,000	26.0%	COPR	HORWITH	CEFX35245
04/12/07	05/09/07	000862642	33524	67,180	49,880	17,300	25.8%	COPR	HORWITH	CEFX35245
04/13/07	05/08/07	000862643	33525	19,660	50,320	(30,660)	-156.0%	COPR	HORWITH	CEFX31057
04/13/07	05/08/07	000862644	33526	66,420	50,000	16,420	24.7%	COPR	HORWITH	CEFX31057
04/13/07	05/08/07	000862645	33527	67,540	49,140	18,400	27.2%	COPR	HORWITH	CEFX31057
04/13/07	05/08/07	000862646	33528	41,160	49,200	(8,040)	-19.5%	COPR	HORWITH	CEFX31057
04/13/07	05/09/07	000862647	33529	26,300	50,100	(23,800)	-90.5%	COPR	HORWITH	CHUX323
04/13/07	05/09/07	000862648	33530	66,120	51,280	14,840	22.4%	COPR	HORWITH	CHUX323
04/13/07	05/09/07	000862649	33531	66,520	50,560	15,960	24.0%	COPR	HORWITH	CHUX323
04/13/07	05/09/07	000862650	33532	39,980	50,440	(10,460)	-26.2%	COPR	HORWITH	CHUX323
04/13/07	05/09/07	000862651	33533	27,780	51,800	(24,020)	-86.5%	COPR	HORWITH	JTLX30118
04/13/07	05/09/07	000862652	33534	66,900	51,300	15,600	23.3%	COPR	HORWITH	JTLX30118
04/13/07	05/09/07	000862653	33535	76,220	50,160	26,060	34.2%	COPR	HORWITH	JTLX30118
04/13/07	05/09/07	000862654	33536	6,720	50,500	(43,780)	-651.5%	COPR	HORWITH	JTLX30109
04/13/07	05/09/07	000862655	33537	30,520	50,020	(19,500)	-63.9%	COPR	HORWITH	JTLX30118
04/13/07	05/09/07	000862656	33538	75,960	49,000	26,960	35.5%	COPR	HORWITH	JTLX30109
04/13/07	05/09/07	000862657	33539	68,220	50,580	17,640	25.9%	COPR	HORWITH	JTLX30109
04/13/07	05/09/07	000862658	33540	48,000	50,720	(2,720)	-5.7%	COPR	HORWITH	JTLX30109
04/13/07	05/09/07	000862659	33541	20,560	50,340	(29,780)	-144.8%	COPR	HORWITH	CHUX226
04/13/07	05/09/07	000862660	33542	68,240	50,620	17,620	25.8%	COPR	HORWITH	CHUX226
04/13/07	05/09/07	000862661	33543	67,480	49,560	17,920	26.6%	COPR	HORWITH	CHUX226
04/13/07	05/09/07	000862662	33544	38,900	50,660	(11,760)	-30.2%	COPR	HORWITH	CHUX226
04/13/07	05/08/07	000862663	33545	45,580	50,140	(4,560)	-10.0%	COPR	HORWITH	CHUX160
04/13/07	05/08/07	000862664	33546	68,260	50,440	17,820	26.1%	COPR	HORWITH	CHUX160
04/13/07	05/08/07	000862665	33547	67,120	50,080	17,040	25.4%	COPR	HORWITH	CHUX160
04/13/07	05/08/07	000862666	33548	16,680	50,000	(33,320)	-199.8%	COPR	HORWITH	CHUX160
04/13/07	05/08/07	000862667	33549	17,660	51,860	(34,200)	-193.7%	COPR	HORWITH	CITX300107
04/13/07	05/08/07	000862668	33550	68,120	50,720	17,400	25.5%	COPR	HORWITH	CITX300107
04/13/07	05/08/07	000862669	33551	68,380	51,240	17,140	25.1%	COPR	HORWITH	CITX300107
04/13/07	05/08/07	000862670	33552	48,140	50,120	(1,980)	-4.1%	COPR	HORWITH	CITX300107
04/13/07	05/09/07	000862671	33553	35,080	51,100	(16,020)	-45.7%	COPR	HORWITH	CITX300128
04/13/07	05/09/07	000862672	33554	76,500	50,920	25,580	33.4%	COPR	HORWITH	CITX300128
04/13/07	05/09/07	000862673	33555	67,000	50,520	16,480	24.6%	COPR	HORWITH	CITX300128
04/13/07	05/08/07	000862674	33556	51,280	50,240	1,040	2.0%	COPR	HORWITH	NDYX316170
04/13/07	05/09/07	000862675	33557	50,060	51,420	(1,360)	-2.7%	COPR	HORWITH	CHUX254
04/13/07	05/08/07	000862676	33558	75,660	48,780	26,880	35.5%	COPR	HORWITH	NDYX316170
04/13/07	05/08/07	000862677	33559	32,220	49,100	(16,880)	-52.4%	COPR	HORWITH	NDYX316170
04/13/07	05/08/07	000862678	33560	32,200	48,140	(15,940)	-49.5%	COPR	HORWITH	NDYX316170
04/13/07	05/09/07	000862679	33561	21,420	49,560	(28,140)	-131.4%	COPR	HORWITH	CITX300128
04/13/07	05/09/07	000862680	33562	60,780	49,700	11,080	18.2%	COPR	HORWITH	CHUX254
04/13/07	05/09/07	000862681	33563	66,540	50,720	15,820	23.8%	COPR	HORWITH	CHUX254
04/13/07	05/09/07	000862682	33564	25,240	50,800	(25,560)	-101.3%	COPR	HORWITH	CHUX254

Honeywell

HONEYWELL SA-7 USE HAZARDOUS WASTE TRACKING (2006)										
Date Shipped	Date of Return Manifest	State Manifest	Man. Doc #	Facilty Manifest Weight (lbs)	Estimated Weight (lbs)	Manifest - Estimate (lbs)	Manifest - Estimate (%)	Material	Transporter	RAILCAR #
04/13/07	05/08/07	000862683	33565	68,420	50,340	18,080	26.4%	COPR	HORWITH	CHUX254
04/13/07	05/08/07	000862684	33566	66,400	49,340	17,060	25.7%	COPR	HORWITH	CHUX254
04/13/07	05/08/07	000862685	33567	31,520	49,080	(17,560)	-55.7%	COPR	HORWITH	CHUX254
04/13/07	05/08/07	000862686	33568	31,500	50,240	(18,740)	-59.5%	COPR	HORWITH	CHUX254
04/13/07	05/09/07	000862687	33569	61,560	49,780	11,780	19.1%	COPR	HORWITH	CEFX35824
04/13/07	05/09/07	000862688	33570	33,140	49,160	(16,020)	-48.3%	COPR	HORWITH	CEFX35824
04/13/07	05/09/07	000862689	33571	66,380	50,000	16,380	24.7%	COPR	HORWITH	CEFX35824
04/13/07	05/09/07	000862690	33572	33,140	50,160	(17,020)	-51.4%	COPR	HORWITH	CEFX35824
04/13/07	05/08/07	000862691	33573	66,680	50,640	16,040	24.1%	COPR	HORWITH	MHFX5681
04/13/07	05/08/07	000862692	33574	76,500	51,240	25,260	33.0%	COPR	HORWITH	HLMX1101
04/13/07	05/08/07	000862693	33575	33,760	50,320	(16,560)	-49.1%	COPR	HORWITH	MHFX5681
04/13/07	05/08/07	000862694	33576	66,660	50,580	16,080	24.1%	COPR	HORWITH	MHFX5681
04/13/07	05/08/07	000862695	33577	33,760	50,840	(17,080)	-50.6%	COPR	HORWITH	MHFX5681
04/13/07	05/08/07	000862696	33578	25,140	50,400	(25,260)	-100.5%	COPR	HORWITH	HLMX1101
04/13/07	05/08/07	000862697	33579	75,780	51,320	24,460	32.3%	COPR	HORWITH	HLMX1101
04/13/07	05/08/07	000862698	33580	25,160	51,760	(26,600)	-105.7%	COPR	HORWITH	HLMX1101
04/13/07	05/08/07	000862699	33581	44,960	49,480	(4,520)	-10.1%	COPR	HORWITH	CHUX150
04/13/07	05/08/07	000862700	33582	76,360	51,360	25,000	32.7%	COPR	HORWITH	CHUX150
04/13/07	05/08/07	000862701	33583	66,220	51,780	14,440	21.8%	COPR	HORWITH	CHUX150
04/13/07	05/08/07	000862702	33584	13,860	50,380	(36,520)	-263.5%	COPR	HORWITH	CHUX150
04/13/07	05/09/07	000862703	33585	45,520	50,420	(4,900)	-10.8%	COPR	HORWITH	JTLX30125
04/13/07	05/09/07	000862704	33586	68,660	50,980	17,680	25.8%	COPR	HORWITH	JTLX30125
04/13/07	05/09/07	000862705	33587	67,460	51,900	15,560	23.1%	COPR	HORWITH	JTLX30125
04/13/07	05/09/07	000862706	33588	21,160	50,940	(29,780)	-140.7%	COPR	HORWITH	JTLX30125
04/13/07	05/18/07	000862707	33589	19,000	51,460	(32,460)	-170.8%	COPR	HORWITH	DJLX98548
04/13/07	05/18/07	000862708	33590	76,620	46,440	30,180	39.4%	COPR	HORWITH	DJLX98548
04/20/07	05/18/07	000862709	33591	13,780	48,780	(35,000)	-254.0%	COPR	HORWITH	CITX300110
04/20/07	05/18/07	000862710	33592	67,500	48,860	18,640	27.6%	COPR	HORWITH	CITX300110
04/20/07	05/18/07	000862711	33593	67,620	50,000	17,620	26.1%	COPR	HORWITH	CITX300110
04/20/07	05/18/07	000862712	33594	44,420	48,280	(3,860)	-8.7%	COPR	HORWITH	CITX300110
04/20/07	05/18/07	000862713	33595	22,880	48,500	(25,620)	-112.0%	COPR	HORWITH	CITX300113
04/20/07	05/18/07	000862714	33596	68,540	49,180	19,360	28.2%	COPR	HORWITH	CITX300113
04/20/07	05/18/07	000862715	33597	68,360	50,000	18,360	26.9%	COPR	HORWITH	CITX300113
04/20/07	05/18/07	000862716	33598	31,220	48,000	(16,780)	-53.7%	COPR	HORWITH	CITX300113
04/20/07	05/18/07	000862717	33599	36,660	50,740	(14,080)	-38.4%	COPR	HORWITH	CITX300112
04/20/07	05/18/07	000862718	33600	69,540	51,140	18,400	26.5%	COPR	HORWITH	CITX300112
04/20/07	05/18/07	000862719	33601	67,580	48,840	18,740	27.7%	COPR	HORWITH	CITX300112
04/20/07	05/18/07	000862720	33602	31,540	49,600	(18,060)	-57.3%	COPR	HORWITH	CITX300112
04/20/07	05/23/07	000862721	33603	69,200	50,780	18,420	26.6%	COPR	HORWITH	CITX300111
04/20/07	05/23/07	000862722	33604	76,520	49,800	26,720	34.9%	COPR	HORWITH	CITX300111
04/20/07	05/23/07	000862723	33605	26,280	50,760	(24,480)	-93.2%	COPR	HORWITH	CITX300111
04/20/07	05/23/07	000862724	33606	26,960	50,340	(23,380)	-86.7%	COPR	HORWITH	CITX300111
04/20/07	05/23/07	000862725	33607	14,160	49,920	(35,760)	-252.5%	COPR	HORWITH	CITX300109
04/20/07	05/23/07	000862726	33608	67,120	49,740	17,380	25.9%	COPR	HORWITH	CITX300109
04/20/07	05/23/07	000862727	33609	65,740	50,900	14,840	22.6%	COPR	HORWITH	CITX300109
04/20/07	05/23/07	000862728	33610	48,960	49,140	(180)	-0.4%	COPR	HORWITH	CITX300109
04/20/07	05/18/07	000862729	33611	37,480	49,500	(12,020)	-32.1%	COPR	HORWITH	CITX300104
04/20/07	05/18/07	000862730	33612	67,180	50,140	17,040	25.4%	COPR	HORWITH	CITX300104
04/20/07	05/18/07	000862731	33613	66,840	51,300	15,540	23.2%	COPR	HORWITH	CITX300104
04/20/07	05/18/07	000862732	33614	23,060	51,260	(28,200)	-122.3%	COPR	HORWITH	CITX300104
04/20/07	05/18/07	000862733	33615	23,000	48,000	(25,000)	-108.7%	COPR	HORWITH	CITX300108
04/20/07	05/18/07	000862734	33616	67,100	50,420	16,680	24.9%	COPR	HORWITH	CITX300108
04/20/07	05/18/07	000862735	33617	66,860	51,900	14,960	22.4%	COPR	HORWITH	CITX300108
04/20/07	05/18/07	000862736	33618	38,520	50,360	(11,840)	-30.7%	COPR	HORWITH	CITX300108
04/20/07	05/18/07	000862737	33619	68,500	51,240	17,260	25.2%	COPR	HORWITH	CITX300103
04/20/07	05/18/07	000862738	33620	67,700	51,520	16,180	23.9%	COPR	HORWITH	CITX300103
04/20/07	05/18/07	000862739	33621	33,640	51,400	(17,760)	-52.8%	COPR	HORWITH	CITX300103
04/20/07	05/18/07	000862740	33622	33,640	51,400	(17,760)	-52.8%	COPR	HORWITH	CITX300103
04/20/07	05/18/07	000862741	33623	66,400	49,340	17,060	25.7%	COPR	HORWITH	CITX300102
04/20/07	05/18/07	000862742	33624	67,080	51,280	15,800	23.6%	COPR	HORWITH	CITX300102
04/20/07	05/18/07	000862743	33625	29,760	49,920	(20,160)	-67.7%	COPR	HORWITH	CITX300102
04/20/07	05/18/07	000862744	33626	29,760	49,080	(19,320)	-64.9%	COPR	HORWITH	CITX300102
04/20/07	05/23/07	000862745	33627	68,500	51,060	17,440	25.5%	COPR	HORWITH	CITX300106
04/20/07	05/23/07	000862746	33628	77,400	50,980	26,420	34.1%	COPR	HORWITH	CITX300106
04/20/07	05/23/07	000862747	33629	28,600	51,560	(22,960)	-80.3%	COPR	HORWITH	CITX300106
04/20/07	05/23/07	000862748	33630	28,620	52,320	(23,700)	-82.8%	COPR	HORWITH	CITX300106
04/20/07	05/18/07	000862749	33631	67,020	51,360	15,660	23.4%	COPR	HORWITH	DJLX98548
04/23/07	05/18/07	000862750	33632	27,680	50,420	(22,740)	-82.2%	COPR	HORWITH	CHUX333
04/23/07	05/18/07	000862751	33633	76,280	50,460	25,820	33.8%	COPR	HORWITH	CHUX333
04/23/07	05/18/07	000862752	33634	66,740	49,020	17,720	26.6%	COPR	HORWITH	NDYX316103
04/23/07	05/18/07	000862753	33635	76,580	51,720	24,860	32.5%	COPR	HORWITH	CHUX333
04/23/07	05/18/07	000862754	33636	22,200	52,100	(29,900)	-134.7%	COPR	HORWITH	CHUX333
04/23/07	05/18/07	000862755	33637	45,060	51,060	(6,000)	-13.3%	COPR	HORWITH	CITX300116
04/23/07	05/18/07	000862756	33638	64,800	48,020	16,780	25.9%	COPR	HORWITH	NDYX316103

HONEYWELL SA-7 USE HAZARDOUS WASTE TRACKING (2006)										
Date Shipped	Date of Return Manifest	State Manifest	Man. Doc #	Facilty Manifest Weight (lbs)	Estimated Weight (lbs)	Manifest - Estimate (lbs)	Manifest - Estimate (%)	Material	Transporter	RAILCAR #
04/23/07	05/18/07	000862757	33639	28,120	48,060	(19,940)	-70.9%	COPR	HORWITH	NDYX316103
04/23/07	05/18/07	000862758	33640	34,840	51,220	(16,380)	-47.0%	COPR	HORWITH	DJLX98548
04/23/07	05/18/07	000862759	33641	28,120	49,460	(21,340)	-75.9%	COPR	HORWITH	NDYX316103
04/23/07	05/18/07	000862760	33642	66,780	51,440	15,340	23.0%	COPR	HORWITH	CITX300116
04/23/07	05/18/07	000862761	33643	64,620	51,740	12,880	19.9%	COPR	HORWITH	CITX300116
04/23/07	05/18/07	000862762	33644	29,920	51,160	(21,240)	-71.0%	COPR	HORWITH	CITX300116
04/23/07	05/18/07	000862763	33645	36,580	49,660	(13,080)	-35.8%	COPR	HORWITH	CITX300118
04/23/07	05/18/07	000862764	33646	66,880	49,860	17,020	25.4%	COPR	HORWITH	CITX300118
04/23/07	05/18/07	000862765	33647	67,500	49,900	17,600	26.1%	COPR	HORWITH	CITX300118
04/23/07	05/18/07	000862766	33648	6,260	48,620	(42,360)	-676.7%	COPR	HORWITH	NDYX316121
04/23/07	05/18/07	000862767	33649	67,460	48,820	18,640	27.6%	COPR	HORWITH	NDYX316121
04/23/07	05/18/07	000862768	33650	23,400	51,600	(28,200)	-120.5%	COPR	HORWITH	CITX300118
04/23/07	05/18/07	000862769	33651	45,440	50,440	(5,000)	-11.0%	COPR	HORWITH	CITX300117
04/23/07	05/18/07	000862770	33652	38,400	50,040	(11,640)	-30.3%	COPR	HORWITH	CITX300117
04/23/07	05/18/07	000862771	33653	76,860	49,200	27,660	36.0%	COPR	HORWITH	CITX300117
04/23/07	05/18/07	000862772	33654	38,400	49,280	(10,880)	-28.3%	COPR	HORWITH	CITX300117
04/23/07	05/18/07	000862773	33655	76,660	50,940	25,720	33.6%	COPR	HORWITH	CITX300115
04/23/07	05/18/07	000862774	33656	68,680	48,400	20,280	29.5%	COPR	HORWITH	NDYX316121
04/23/07	05/18/07	000862775	33657	49,200	49,160	40	0.1%	COPR	HORWITH	NDYX316121
04/23/07	05/18/07	000862776	33658	67,420	51,660	15,760	23.4%	COPR	HORWITH	CITX300115
04/23/07	05/18/07	000862777	33659	26,940	50,320	(23,380)	-86.8%	COPR	HORWITH	CITX300115
04/23/07	05/18/07	000862778	33660	26,940	50,620	(23,680)	-87.9%	COPR	HORWITH	CITX300115
04/23/07	05/18/07	000862779	33661	13,460	50,040	(36,580)	-271.8%	COPR	HORWITH	JTLX30170
04/23/07	06/06/07	000862780	33662	43,280	50,500	(7,220)	-16.7%	COPR	HORWITH	CITX300127
04/23/07	05/18/07	000862781	33663	53,840	50,600	3,240	6.0%	COPR	HORWITH	JTLX30170
04/23/07	05/18/07	000862782	33664	66,760	51,260	15,500	23.2%	COPR	HORWITH	JTLX30170
04/23/07	05/18/07	000862783	33665	63,860	50,780	13,080	20.5%	COPR	HORWITH	JTLX30170
04/23/07	06/06/07	000862784	33666	76,420	51,380	25,040	32.8%	COPR	HORWITH	CITX300127
04/23/07	06/06/07	000862785	33667	38,240	49,680	(11,440)	-29.9%	COPR	HORWITH	CITX300127
04/23/07	06/06/07	000862786	33668	38,220	48,080	(9,860)	-25.8%	COPR	HORWITH	CITX300127
04/23/07	05/18/07	000862787	33669	66,000	48,880	17,120	25.9%	COPR	HORWITH	CEFX35833
04/23/07	05/18/07	000862788	33670	32,160	50,860	(18,700)	-58.1%	COPR	HORWITH	CEFX35833
04/23/07	05/18/07	000862789	33671	66,580	48,940	17,640	26.5%	COPR	HORWITH	CEFX35833
04/23/07	05/18/07	000862790	33672	36,720	51,180	(14,460)	-39.4%	COPR	HORWITH	CEFX35833
04/23/07	05/18/07	000862791	33673	31,280	50,000	(18,720)	-59.8%	COPR	HORWITH	CEFX35844
04/23/07	05/18/07	000862792	33674	68,540	49,940	18,600	27.1%	COPR	HORWITH	CEFX35844
04/23/07	05/18/07	000862793	33675	77,940	51,920	26,020	33.4%	COPR	HORWITH	CEFX35844
04/23/07	05/18/07	000862794	33676	20,580	50,780	(30,200)	-146.7%	COPR	HORWITH	CEFX35844
04/23/07	05/18/07	000862795	33677	55,600	52,040	3,560	6.4%	COPR	HORWITH	JTLX30128
04/23/07	05/18/07	000862796	33678	33,580	50,540	(16,960)	-50.5%	COPR	HORWITH	JTLX30128
04/23/07	05/18/07	000862797	33679	76,560	52,200	24,360	31.8%	COPR	HORWITH	JTLX30128
04/23/07	05/18/07	000862798	33680	45,200	52,100	(6,900)	-15.3%	COPR	HORWITH	CHUX114
04/23/07	05/18/07	000862799	33681	33,560	50,440	(16,880)	-50.3%	COPR	HORWITH	JTLX30128
04/23/07	05/18/07	000862800	33682	67,240	51,800	15,440	23.0%	COPR	HORWITH	CHUX114
04/23/07	05/18/07	000862801	33683	67,300	50,380	16,920	25.1%	COPR	HORWITH	CHUX114
04/23/07	05/18/07	000862802	33684	17,160	51,760	(34,600)	-201.6%	COPR	HORWITH	CHUX114
04/23/07	05/18/07	000862803	33685	68,980	49,360	19,620	28.4%	COPR	HORWITH	MHFX5631
04/23/07	05/18/07	000862804	33686	77,400	50,460	26,940	34.8%	COPR	HORWITH	MHFX5631
04/23/07	05/18/07	000862805	33687	28,120	49,780	(21,660)	-77.0%	COPR	HORWITH	MHFX5631
04/23/07	05/18/07	000862806	33688	28,880	50,240	(21,360)	-74.0%	COPR	HORWITH	MHFX5631
04/23/07	05/18/07	000862807	33689	37,020	50,720	(13,700)	-37.0%	COPR	HORWITH	JTLX30150
04/23/07	05/18/07	000862808	33690	66,900	49,700	17,200	25.7%	COPR	HORWITH	JTLX30150
04/23/07	05/18/07	000862809	33691	66,940	50,520	16,420	24.5%	COPR	HORWITH	JTLX30150
04/23/07	05/18/07	000862810	33692	23,300	50,480	(27,180)	-116.7%	COPR	HORWITH	JTLX30150
04/23/07	05/18/07	000862811	33693	8,120	51,640	(43,520)	-536.0%	COPR	HORWITH	JTLX266
04/24/07	05/18/07	000859557	33694	21,900	50,320	(28,420)	-129.8%	COPR	HORWITH	JTLX283
04/24/07	05/23/07	000859558	33695	20,100	49,500	(29,400)	-146.3%	COPR	HORWITH	NDYX316221
04/24/07	05/18/07	000859559	33696	76,260	50,540	25,720	33.7%	COPR	HORWITH	JTLX283
04/24/07	05/18/07	000859560	33697	76,000	50,500	25,500	33.6%	COPR	HORWITH	JTLX283
04/24/07	05/18/07	000859572	33698	23,840	50,200	(26,360)	-110.6%	COPR	HORWITH	JTLX283
04/24/07	05/18/07	000859573	33699	53,020	50,100	2,920	5.5%	COPR	HORWITH	CEFX35248
04/24/07	05/18/07	000859574	33700	67,060	51,460	15,600	23.3%	COPR	HORWITH	CEFX35248
04/24/07	05/18/07	000859575	33701	76,760	52,160	24,600	32.0%	COPR	HORWITH	HLMX1103
04/24/07	05/18/07	000859576	33702	67,080	51,020	16,060	23.9%	COPR	HORWITH	CEFX35248
04/24/07	05/18/07	000859577	33703	12,500	50,840	(38,340)	-306.7%	COPR	HORWITH	CEFX35248
04/24/07	05/18/07	000859578	33704	76,780	52,100	24,680	32.1%	COPR	HORWITH	HLMX1103
04/24/07	05/23/07	000859579	33705	77,620	49,860	27,760	35.8%	COPR	HORWITH	NDYX316221
04/24/07	05/18/07	000859580	33706	26,840	52,120	(25,280)	-94.2%	COPR	HORWITH	HLMX1103
04/24/07	05/18/07	000862812	33707	26,840	50,920	(24,080)	-89.7%	COPR	HORWITH	HLMX1103
04/24/07	05/18/07	000862813	33708	22,620	51,500	(28,880)	-127.7%	COPR	HORWITH	MHFX5654
04/24/07	05/23/07	000862814	33709	67,200	48,580	18,620	27.7%	COPR	HORWITH	NDYX316221
04/24/07	05/23/07	000862815	33710	29,960	49,280	(19,320)	-64.5%	COPR	HORWITH	NDYX316221
04/24/07	05/18/07	000862816	33711	66,220	51,580	14,640	22.1%	COPR	HORWITH	MHFX5654
04/24/07	05/18/07	000862817	33712	64,680	49,880	14,800	22.9%	COPR	HORWITH	MHFX5654

Honeywell

HONEYWELL SA-7 USE HAZARDOUS WASTE TRACKING (2006)										
Date Shipped	Date of Return Manifest	State Manifest	Man. Doc #	Facilty Manifest Weight (lbs)	Estimated Weight (lbs)	Manifest - Estimate (lbs)	Manifest - Estimate (%)	Material	Transporter	RAILCAR #
04/24/07	05/18/07	000862818	33713	49,040	50,980	(1,940)	-4.0%	COPR	HORWITH	MHFX5654
04/24/07	05/18/07	000862819	33714	20,040	51,780	(31,740)	-158.4%	COPR	HORWITH	CEFX33358
04/24/07	05/18/07	000862820	33715	76,580	51,740	24,840	32.4%	COPR	HORWITH	CEFX33358
04/24/07	05/18/07	000862821	33716	76,220	51,020	25,200	33.1%	COPR	HORWITH	CEFX33358
04/24/07	05/18/07	000862822	33717	39,000	51,960	(12,960)	-33.2%	COPR	HORWITH	CEFX33358
04/24/07	05/18/07	000862823	33718	68,440	51,960	16,480	24.1%	COPR	HORWITH	CITX300119
04/24/07	05/18/07	000862824	33719	51,500	51,680	(180)	-0.3%	COPR	HORWITH	CITX300119
04/24/07	05/18/07	000862825	33720	76,580	52,060	24,520	32.0%	COPR	HORWITH	CITX300119
04/24/07	05/18/07	000862826	33721	6,840	50,200	(43,360)	-633.9%	COPR	HORWITH	CITX300119
04/24/07	05/18/07	000862827	33722	27,540	50,060	(22,520)	-81.8%	COPR	HORWITH	JTLX30152
04/24/07	05/18/07	000862828	33723	53,240	48,240	5,000	9.4%	COPR	HORWITH	NDYX316134
04/24/07	05/18/07	000862829	33724	66,140	48,640	17,500	26.5%	COPR	HORWITH	NDYX316134
04/24/07	05/18/07	000862830	33725	67,240	49,660	17,580	26.1%	COPR	HORWITH	JTLX30152
04/24/07	05/18/07	000862831	33726	34,420	48,120	(13,700)	-39.8%	COPR	HORWITH	NDYX316134
04/24/07	05/18/07	000862832	33727	34,440	49,240	(14,800)	-43.0%	COPR	HORWITH	NDYX316134
04/24/07	05/18/07	000862833	33728	76,860	50,840	26,020	33.9%	COPR	HORWITH	JTLX30152
04/24/07	05/18/07	000862834	33729	27,540	49,800	(22,260)	-80.8%	COPR	HORWITH	JTLX30152
04/24/07	05/18/07	000862835	33730	12,100	48,980	(36,880)	-304.8%	COPR	HORWITH	NDYX316168
04/24/07	05/18/07	000862836	33731	62,540	49,320	13,220	21.1%	COPR	HORWITH	NDYX316168
04/24/07	05/18/07	000862837	33732	67,820	50,340	17,480	25.8%	COPR	HORWITH	JTLX266
04/24/07	05/18/07	000862838	33733	67,100	50,560	16,540	24.6%	COPR	HORWITH	JTLX266
04/24/07	05/18/07	000862839	33734	55,120	50,220	4,900	8.9%	COPR	HORWITH	JTLX266
04/24/07	05/18/07	000862840	33735	40,980	52,280	(11,300)	-27.6%	COPR	HORWITH	JTLX30168
04/24/07	05/18/07	000862841	33736	66,540	51,420	15,120	22.7%	COPR	HORWITH	JTLX30168
04/24/07	05/18/07	000862842	33737	66,740	50,780	15,960	23.9%	COPR	HORWITH	JTLX30168
04/24/07	05/18/07	000862843	33738	31,600	52,060	(20,460)	-64.7%	COPR	HORWITH	JTLX30168
04/24/07	05/23/07	000862844	33739	49,120	51,860	(2,740)	-5.6%	COPR	HORWITH	CEFX31022
04/24/07	05/23/07	000862845	33740	38,340	50,680	(12,340)	-32.2%	COPR	HORWITH	CEFX31022
04/24/07	05/23/07	000862846	33741	45,300	50,700	(5,400)	-11.9%	COPR	HORWITH	CEFX31022
04/24/07	05/23/07	000862847	33742	67,260	51,380	15,880	23.6%	COPR	HORWITH	CEFX31022
04/24/07	05/23/07	000862848	33743	41,900	50,940	(9,040)	-21.6%	COPR	HORWITH	JTLX30130
04/24/07	05/18/07	000862849	33744	67,840	49,160	18,680	27.5%	COPR	HORWITH	NDYX316168
04/24/07	05/23/07	000862850	33745	43,920	50,420	(6,500)	-14.8%	COPR	HORWITH	JTLX30130
04/24/07	05/23/07	000862851	33746	76,180	49,740	26,440	34.7%	COPR	HORWITH	JTLX30130
04/24/07	05/23/07	000862852	33747	38,340	50,920	(12,580)	-32.8%	COPR	HORWITH	JTLX30130
04/24/07	05/23/07	000862853	33748	36,600	50,240	(13,640)	-37.3%	COPR	HORWITH	JTLX30141
04/24/07	05/23/07	000862854	33749	66,220	50,740	15,480	23.4%	COPR	HORWITH	JTLX30141
04/24/07	05/23/07	000862855	33750	24,600	49,980	(25,380)	-103.2%	COPR	HORWITH	JTLX30141
04/24/07	05/23/07	000862856	33751	66,620	51,460	15,160	22.8%	COPR	HORWITH	JTLX30141
04/24/07	05/31/07	000862857	33752	47,120	49,060	(1,940)	-4.1%	COPR	HORWITH	CHUX231
04/24/07	05/31/07	000862858	33753	66,880	49,080	17,800	26.6%	COPR	HORWITH	CHUX231
04/24/07	05/18/07	000862859	33754	37,120	50,000	(12,880)	-34.7%	COPR	HORWITH	NDYX316085
04/24/07	05/18/07	000862860	33755	36,600	49,400	(12,800)	-35.0%	COPR	HORWITH	NDYX316085
04/24/07	05/18/07	000862861	33756	76,440	49,220	27,220	35.6%	COPR	HORWITH	NDYX316085
04/24/07	05/31/07	000862862	33757	36,900	50,980	(14,080)	-38.2%	COPR	HORWITH	CHUX201
04/24/07	05/18/07	000862863	33758	36,600	49,940	(13,340)	-36.4%	COPR	HORWITH	NDYX316085
04/24/07	05/31/07	000862864	33759	67,520	50,260	17,260	25.6%	COPR	HORWITH	CHUX201
04/24/07	05/18/07	000862865	33760	47,040	46,120	920	2.0%	COPR	HORWITH	NDYX316168
04/24/07	05/31/07	000862866	33761	67,080	50,880	16,200	24.2%	COPR	HORWITH	CHUX201
04/24/07	05/31/07	000862867	33762	75,600	50,420	25,180	33.3%	COPR	HORWITH	CHUX231
04/24/07	05/31/07	000862868	33763	28,880	48,680	(19,800)	-68.6%	COPR	HORWITH	CHUX201
04/25/07	05/31/07	000862869	33764	13,640	48,320	(34,680)	-254.3%	COPR	HORWITH	CHUX231
04/25/07	05/31/07	000862870	33765	54,580	50,140	4,440	8.1%	COPR	HORWITH	CITX300157
04/25/07	05/31/07	000862871	33766	67,820	49,620	18,200	26.8%	COPR	HORWITH	CITX300157
04/25/07	05/31/07	000862872	33767	66,720	49,140	17,580	26.3%	COPR	HORWITH	CITX300157
04/25/07	05/31/07	000862873	33768	7,500	51,540	(44,040)	-587.2%	COPR	HORWITH	CITX300157
04/25/07	05/23/07	000862874	33769	57,920	48,440	9,480	16.4%	COPR	HORWITH	CITX300165
04/25/07	05/23/07	000862875	33770	68,280	49,460	18,820	27.6%	COPR	HORWITH	CITX300165
04/25/07	05/23/07	000862876	33771	34,180	49,920	(15,740)	-46.1%	COPR	HORWITH	CITX300165
04/25/07	05/23/07	000862877	33772	34,160	49,640	(15,480)	-45.3%	COPR	HORWITH	CITX300165
04/25/07	05/23/07	000862878	33773	66,260	51,540	14,720	22.2%	COPR	HORWITH	CITX300166
04/25/07	05/23/07	000862879	33774	68,040	49,720	18,320	26.9%	COPR	HORWITH	CITX300166
04/25/07	05/23/07	000862880	33775	33,600	49,920	(16,320)	-48.6%	COPR	HORWITH	CITX300166
04/25/07	05/23/07	000862881	33776	33,580	49,240	(15,660)	-46.6%	COPR	HORWITH	CITX300166
04/25/07	05/23/07	000862882	33777	67,500	49,380	18,120	26.8%	COPR	HORWITH	CITX300164
04/25/07	05/23/07	000862883	33778	76,200	50,340	25,860	33.9%	COPR	HORWITH	CITX300164
04/25/07	05/23/07	000862884	33779	25,520	49,000	(23,480)	-92.0%	COPR	HORWITH	CITX300164
04/25/07	05/23/07	000862885	33780	25,520	51,360	(25,840)	-101.3%	COPR	HORWITH	CITX300164
04/25/07	05/23/07	000862886	33781	22,300	49,820	(27,520)	-123.4%	COPR	HORWITH	CITX300163
04/25/07	05/23/07	000862887	33782	66,720	49,840	16,880	25.3%	COPR	HORWITH	CITX300163
04/25/07	05/23/07	000862888	33783	66,080	48,360	17,720	26.8%	COPR	HORWITH	CITX300163
04/25/07	05/23/07	000862889	33784	38,180	49,900	(11,720)	-30.7%	COPR	HORWITH	CITX300163
04/25/07	05/23/07	000862890	33785	30,000	51,400	(21,400)	-71.3%	COPR	HORWITH	CITX300159
04/25/07	05/23/07	000862891	33786	67,160	50,280	16,880	25.1%	COPR	HORWITH	CITX300159
04/25/07	05/23/07	000862892	33787	66,100	50,060	16,040	24.3%	COPR	HORWITH	CITX300159

Honeywell

HONEYWELL SA-7 USE HAZARDOUS WASTE TRACKING (2006)										
Date Shipped	Date of Return Manifest	State Manifest	Man. Doc #	Facilty Manifest Weight (lbs)	Estimated Weight (lbs)	Manifest - Estimate (lbs)	Manifest - Estimate (%)	Material	Transporter	RAILCAR #
04/25/07	05/23/07	000862893	33788	37,680	49,660	(11,980)	-31.8%	COPR	HORWITH	NDYX316048
04/25/07	05/23/07	000862894	33789	34,120	50,700	(16,580)	-48.6%	COPR	HORWITH	CITX300159
04/25/07	05/23/07	000862895	33790	67,820	48,980	18,840	27.8%	COPR	HORWITH	NDYX316048
04/25/07	05/23/07	000862896	33791	16,600	49,480	(32,880)	-198.1%	COPR	HORWITH	NDYX316048
04/25/07	05/23/07	000862897	33792	68,140	49,220	18,920	27.8%	COPR	HORWITH	NDYX316048
04/25/07	05/31/07	000862898	33793	60,660	52,020	8,640	14.2%	COPR	HORWITH	MHFX5632
04/25/07	05/31/07	000862899	33794	66,520	50,940	15,580	23.4%	COPR	HORWITH	MHFX5632
04/25/07	05/31/07	000862900	33795	6,080	50,200	(44,120)	-725.7%	COPR	HORWITH	MHFX5632
04/25/07	05/31/07	000862901	33796	58,760	51,540	7,220	12.3%	COPR	HORWITH	CEFX35852
04/25/07	05/31/07	000862902	33797	67,260	51,060	16,200	24.1%	COPR	HORWITH	MHFX5632
04/25/07	05/23/07	000862903	33798	16,100	49,600	(33,500)	-208.1%	COPR	HORWITH	NDYX316019
04/25/07	05/31/07	000862904	33799	27,120	48,000	(20,880)	-77.0%	COPR	HORWITH	NDYX316197
04/25/07	05/31/07	000862905	33800	67,180	50,680	16,500	24.6%	COPR	HORWITH	CEFX35852
04/25/07	05/23/07	000862906	33801	67,580	48,020	19,560	28.9%	COPR	HORWITH	NDYX316019
04/25/07	05/23/07	000862907	33802	75,860	49,480	26,380	34.8%	COPR	HORWITH	NDYX316019
04/25/07	05/31/07	000862908	33803	67,560	50,200	17,360	25.7%	COPR	HORWITH	CEFX35852
04/25/07	05/31/07	000862909	33804	68,520	49,920	18,600	27.1%	COPR	HORWITH	NDYX316197
04/25/07	05/31/07	000862910	33805	66,480	49,660	16,820	25.3%	COPR	HORWITH	NDYX316197
04/25/07	05/31/07	000862911	33806	30,180	48,500	(18,320)	-60.7%	COPR	HORWITH	NDYX316197
04/25/07	05/23/07	000862912	33807	30,840	49,760	(18,920)	-61.3%	COPR	HORWITH	NDYX316019
04/25/07	05/23/07	000862913	33808	67,360	52,360	15,000	22.3%	COPR	HORWITH	CEFX31067
04/25/07	05/31/07	000862914	33809	6,140	50,240	(44,100)	-718.2%	COPR	HORWITH	CEFX35852
04/25/07	05/23/07	000862915	33810	49,840	50,200	(360)	-0.7%	COPR	HORWITH	CEFX31067
04/25/07	05/23/07	000862916	33811	67,260	51,480	15,780	23.5%	COPR	HORWITH	CEFX31067
04/25/07	05/23/07	000862917	33812	17,540	51,160	(33,620)	-191.7%	COPR	HORWITH	CEFX31067
04/25/07	05/31/07	000862918	33813	16,660	52,120	(35,460)	-212.8%	COPR	HORWITH	CITX300101
04/25/07	05/31/07	000862919	33814	66,920	50,700	16,220	24.2%	COPR	HORWITH	CITX300101
04/25/07	05/31/07	000862920	33815	68,300	50,180	18,120	26.5%	COPR	HORWITH	CITX300101
04/25/07	05/31/07	000862921	33816	69,980	51,760	18,220	26.0%	COPR	HORWITH	CITX300138
04/25/07	05/31/07	000862922	33817	46,220	50,740	(4,520)	-9.8%	COPR	HORWITH	CITX300101
04/25/07	05/31/07	000862923	33818	67,280	49,440	17,840	26.5%	COPR	HORWITH	CITX300138
04/25/07	05/31/07	000862924	33819	29,520	50,920	(21,400)	-72.5%	COPR	HORWITH	CITX300138
04/25/07	05/31/07	000862925	33820	29,520	51,900	(22,380)	-75.8%	COPR	HORWITH	CITX300138
04/25/07	05/31/07	000862926	33821	37,480	51,100	(13,620)	-36.3%	COPR	HORWITH	CITX300151
04/25/07	05/31/07	000862927	33822	67,780	51,320	16,460	24.3%	COPR	HORWITH	CITX300151
04/25/07	05/31/07	000862928	33823	70,640	51,220	19,420	27.5%	COPR	HORWITH	CITX300151
04/25/07	05/31/07	000862929	33824	20,760	50,180	(29,420)	-141.7%	COPR	HORWITH	CITX300151
04/25/07	05/23/07	000862930	33825	66,840	52,220	14,620	21.9%	COPR	HORWITH	CITX300153
04/25/07	05/23/07	000862931	33826	35,460	48,580	(13,120)	-37.0%	COPR	HORWITH	CITX300153
04/25/07	05/23/07	000862932	33827	66,760	50,160	16,600	24.9%	COPR	HORWITH	CITX300153
04/25/07	05/23/07	000862933	33828	29,440	50,400	(20,960)	-71.2%	COPR	HORWITH	CITX300153
04/25/07	05/23/07	000862934	33829	66,800	50,560	16,240	24.3%	COPR	HORWITH	CITX300154
04/25/07	05/23/07	000862935	33830	32,780	50,200	(17,420)	-53.1%	COPR	HORWITH	CITX300154
04/25/07	05/23/07	000862936	33831	31,440	51,520	(20,080)	-63.9%	COPR	HORWITH	CITX300154
04/25/07	05/23/07	000862937	33832	66,260	51,020	15,240	23.0%	COPR	HORWITH	CITX300154
04/26/07	05/23/07	000862938	33833	76,000	50,160	25,840	34.0%	COPR	HORWITH	CITX300146
04/26/07	05/23/07	000862939	33834	66,860	50,280	16,580	24.8%	COPR	HORWITH	CITX300146
04/26/07	05/23/07	000862940	33835	28,200	51,000	(22,800)	-80.9%	COPR	HORWITH	CITX300146
04/26/07	05/23/07	000862941	33836	19,820	49,260	(29,440)	-148.5%	COPR	HORWITH	NDYX316063
04/26/07	05/23/07	000862942	33837	50,380	51,280	(900)	-1.8%	COPR	HORWITH	CHUX248
04/26/07	05/23/07	000862943	33838	28,180	50,460	(22,280)	-79.1%	COPR	HORWITH	CITX300146
04/26/07	05/23/07	000862944	33839	67,080	50,760	16,320	24.3%	COPR	HORWITH	CHUX248
04/26/07	05/23/07	000862945	33840	68,180	49,300	18,880	27.7%	COPR	HORWITH	NDYX316063
04/26/07	05/23/07	000862946	33841	18,280	51,180	(32,900)	-180.0%	COPR	HORWITH	CHUX248
04/26/07	05/23/07	000862947	33842	66,980	51,600	15,380	23.0%	COPR	HORWITH	CHUX248
04/26/07	05/23/07	000862948	33843	68,940	50,160	18,780	27.2%	COPR	HORWITH	NDYX316063
04/26/07	05/23/07	000862949	33844	33,320	48,880	(15,560)	-46.7%	COPR	HORWITH	NDYX316063
04/26/07	05/23/07	000862950	33845	33,300	48,540	(15,240)	-45.8%	COPR	HORWITH	NDYX316055
04/26/07	05/31/07	000862951	33846	76,120	51,600	24,520	32.2%	COPR	HORWITH	CHUX188
04/26/07	05/23/07	000862952	33847	67,280	50,480	16,800	25.0%	COPR	HORWITH	NDYX316055
04/26/07	05/31/07	000862953	33848	67,480	50,280	17,200	25.5%	COPR	HORWITH	CHUX188
04/26/07	05/31/07	000862954	33849	28,880	50,760	(21,880)	-75.8%	COPR	HORWITH	CHUX188
04/26/07	05/31/07	000862955	33850	28,900	51,100	(22,200)	-76.8%	COPR	HORWITH	CHUX188
04/26/07	05/23/07	000862956	33851	67,880	50,200	17,680	26.0%	COPR	HORWITH	NDYX316055
04/26/07	05/23/07	000862957	33852	25,940	48,200	(22,260)	-85.8%	COPR	HORWITH	NDYX316055
04/26/07	05/31/07	000862958	33853	65,440	51,520	13,920	21.3%	COPR	HORWITH	JTLX30138
04/26/07	05/31/07	000862959	33854	75,880	50,480	25,400	33.5%	COPR	HORWITH	JTLX30138
04/26/07	05/31/07	000862960	33855	28,100	50,520	(22,420)	-79.8%	COPR	HORWITH	JTLX30138
04/26/07	05/31/07	000862961	33856	28,780	51,800	(23,020)	-80.0%	COPR	HORWITH	JTLX30138
04/26/07	06/06/07	000862962	33857	62,480	51,300	11,180	17.9%	COPR	HORWITH	JTLX50
04/26/07	05/23/07	000862963	33858	75,980	48,940	27,040	35.6%	COPR	HORWITH	NDYX316064
04/26/07	05/23/07	000862964	33859	67,900	50,120	17,780	26.2%	COPR	HORWITH	NDYX316064
04/26/07	06/06/07	000862965	33860	76,200	50,900	25,300	33.2%	COPR	HORWITH	JTLX50
04/26/07	06/06/07	000862966	33861	30,560	50,720	(20,160)	-66.0%	COPR	HORWITH	JTLX50

Honeywell

HONEYWELL SA-7 USE HAZARDOUS WASTE TRACKING (2006)										
Date Shipped	Date of Return Manifest	State Manifest	Man. Doc #	Facilty Manifest Weight (lbs)	Estimated Weight (lbs)	Manifest - Estimate (lbs)	Manifest - Estimate (%)	Material	Transporter	RAILCAR #
04/26/07	06/06/07	000862967	33862	30,580	51,300	(20,720)	-67.8%	COPR	HORWITH	JTLX50
04/26/07	05/23/07	000862968	33863	20,340	49,940	(29,600)	-145.5%	COPR	HORWITH	NDYX316064
04/26/07	05/23/07	000862969	33864	20,340	49,600	(29,260)	-143.9%	COPR	HORWITH	NDYX316064
04/26/07	05/31/07	000862970	33865	76,700	50,360	26,340	34.3%	COPR	HORWITH	JTLX30108
04/26/07	05/31/07	000862971	33866	27,780	50,920	(23,140)	-83.3%	COPR	HORWITH	JTLX30108
04/26/07	05/31/07	000862972	33867	66,320	49,620	16,700	25.2%	COPR	HORWITH	JTLX30108
04/26/07	05/31/07	000862973	33868	27,800	51,040	(23,240)	-83.6%	COPR	HORWITH	JTLX30108
04/26/07	06/06/07	000862974	33869	9,440	50,560	(41,120)	-435.6%	COPR	HORWITH	CEFX35819
04/26/07	06/06/07	000862975	33870	66,520	48,820	17,700	26.6%	COPR	HORWITH	NDYX316036
04/26/07	06/06/07	000862976	33871	68,240	50,260	17,980	26.3%	COPR	HORWITH	CEFX35819
04/26/07	06/06/07	000862977	33872	68,000	49,420	18,580	27.3%	COPR	HORWITH	NDYX316036
04/26/07	06/06/07	000862978	33873	67,460	50,360	17,100	25.3%	COPR	HORWITH	CEFX35819
04/26/07	06/06/07	000862979	33874	29,020	49,760	(20,740)	-71.5%	COPR	HORWITH	NDYX316036
04/26/07	06/06/07	000862980	33875	52,060	50,100	1,960	3.8%	COPR	HORWITH	CEFX35819
04/26/07	06/06/07	000862981	33876	29,020	49,480	(20,460)	-70.5%	COPR	HORWITH	NDYX316036
04/26/07	06/06/07	000862982	33877	76,420	49,900	26,520	34.7%	COPR	HORWITH	NDYX316025
04/26/07	06/06/07	000862983	33878	48,380	51,200	(2,820)	-5.8%	COPR	HORWITH	CHUX268
04/26/07	06/06/07	000862984	33879	68,120	48,160	19,960	29.3%	COPR	HORWITH	NDYX316025
04/26/07	06/06/07	000862985	33880	24,540	51,420	(26,880)	-109.5%	COPR	HORWITH	CHUX268
04/26/07	06/06/07	000862986	33881	66,580	51,580	15,000	22.5%	COPR	HORWITH	CHUX273
04/26/07	06/06/07	000862987	33882	66,920	50,580	16,340	24.4%	COPR	HORWITH	CHUX268
04/26/07	06/06/07	000862988	33883	21,120	49,080	(27,960)	-132.4%	COPR	HORWITH	NDYX316025
04/26/07	06/06/07	000862989	33884	64,000	51,340	12,660	19.8%	COPR	HORWITH	CHUX268
04/26/07	06/06/07	000862990	33885	67,200	51,980	15,220	22.6%	COPR	HORWITH	CHUX273
04/26/07	06/06/07	000862991	33886	53,220	51,320	1,900	3.6%	COPR	HORWITH	CHUX273
04/26/07	06/06/07	000862992	33887	21,800	48,100	(26,300)	-120.6%	COPR	HORWITH	NDYX316025
04/26/07	06/06/07	000862993	33888	18,820	51,120	(32,300)	-171.6%	COPR	HORWITH	CHUX273
04/26/07	06/15/07	000862994	33889	63,480	50,000	13,480	21.2%	COPR	HORWITH	NDYX316031
04/26/07	06/15/07	000862995	33890	77,140	49,120	28,020	36.3%	COPR	HORWITH	NDYX316031
04/26/07	06/06/07	000862996	33891	20,740	51,800	(31,060)	-149.8%	COPR	HORWITH	CHUX195
04/26/07	06/06/07	000862997	33892	66,840	51,240	15,600	23.3%	COPR	HORWITH	CHUX195
04/26/07	06/15/07	000862998	33893	23,460	49,580	(26,120)	-111.3%	COPR	HORWITH	NDYX316031
04/26/07	06/15/07	000862999	33894	23,440	50,160	(26,720)	-114.0%	COPR	HORWITH	NDYX316031
04/26/07	06/06/07	000863000	33895	68,700	51,940	16,760	24.4%	COPR	HORWITH	CHUX195
04/26/07	06/06/07	000863001	33896	38,180	50,460	(12,280)	-32.2%	COPR	HORWITH	CHUX195
04/26/07	06/15/07	000863002	33897	66,140	50,700	15,440	23.3%	COPR	HORWITH	JTLX30165
04/26/07	06/15/07	000863003	33898	20,100	50,220	(30,120)	-149.9%	COPR	HORWITH	JTLX30165
04/26/07	06/15/07	000863004	33899	67,520	50,640	16,880	25.0%	COPR	HORWITH	JTLX30165
04/26/07	06/15/07	000863005	33900	42,100	50,100	(8,000)	-19.0%	COPR	HORWITH	JTLX30165
04/26/07	06/06/07	000863006	33901	36,940	51,520	(14,580)	-39.5%	COPR	HORWITH	CHUX129
04/26/07	06/06/07	000863007	33902	67,060	50,940	16,120	24.0%	COPR	HORWITH	CHUX129
04/27/07	06/06/07	000863008	33903	25,200	50,300	(25,100)	-99.6%	COPR	HORWITH	CITX300122
04/27/07	06/06/07	000863009	33904	76,200	50,120	26,080	34.2%	COPR	HORWITH	CITX300122
04/27/07	06/06/07	000863010	33905	66,720	50,180	16,540	24.8%	COPR	HORWITH	CITX300121
04/27/07	06/06/07	000863011	33906	68,060	50,300	17,760	26.1%	COPR	HORWITH	CITX300122
04/27/07	06/06/07	000863012	33907	27,500	51,960	(24,460)	-88.9%	COPR	HORWITH	CITX300122
04/27/07	06/06/07	000863013	33908	39,560	51,060	(11,500)	-29.1%	COPR	HORWITH	CITX300121
04/27/07	06/06/07	000863014	33909	66,120	50,560	15,560	23.5%	COPR	HORWITH	CITX300121
04/27/07	06/06/07	000863015	33910	29,020	51,580	(22,560)	-77.7%	COPR	HORWITH	CITX300121
04/27/07	05/31/07	000863016	33911	69,000	52,000	17,000	24.6%	COPR	HORWITH	MHFX5643
04/27/07	05/31/07	000863017	33912	10,580	50,720	(40,140)	-379.4%	COPR	HORWITH	MHFX5643
04/27/07	05/31/07	000863018	33913	67,480	51,960	15,520	23.0%	COPR	HORWITH	MHFX5643
04/27/07	05/31/07	000863019	33914	56,820	50,980	5,840	10.3%	COPR	HORWITH	MHFX5643
04/27/07	05/31/07	000863020	33915	22,820	51,580	(28,760)	-126.0%	COPR	HORWITH	CITX300162
04/27/07	05/31/07	000863021	33916	67,140	51,960	15,180	22.6%	COPR	HORWITH	CITX300162
04/27/07	05/31/07	000863022	33917	66,140	51,120	15,020	22.7%	COPR	HORWITH	CITX300162
04/27/07	05/31/07	000863023	33918	10,020	49,180	(39,160)	-390.8%	COPR	HORWITH	NDYX316003
04/27/07	05/31/07	000863024	33919	66,360	49,360	17,000	25.6%	COPR	HORWITH	NDYX316003
04/27/07	05/31/07	000863025	33920	43,840	50,400	(6,560)	-15.0%	COPR	HORWITH	CITX300162
04/27/07	05/31/07	000863026	33921	67,900	49,560	18,340	27.0%	COPR	HORWITH	NDYX316003
04/27/07	05/31/07	000863027	33922	46,300	50,060	(3,760)	-8.1%	COPR	HORWITH	NDYX316003
04/27/07	05/31/07	000863028	33923	23,620	50,240	(26,620)	-112.7%	COPR	HORWITH	CITX300156
04/27/07	05/31/07	000863029	33924	67,240	51,100	16,140	24.0%	COPR	HORWITH	CITX300156
04/27/07	05/31/07	000863030	33925	67,840	50,580	17,260	25.4%	COPR	HORWITH	CITX300156
04/27/07	06/06/07	000863031	33926	9,160	49,460	(40,300)	-440.0%	COPR	HORWITH	NDYX316211
04/27/07	05/31/07	000863032	33927	39,280	51,460	(12,180)	-31.0%	COPR	HORWITH	CITX300156
04/27/07	06/06/07	000863033	33928	45,500	51,780	(6,280)	-13.8%	COPR	HORWITH	CITX300161
04/27/07	06/06/07	000863034	33929	76,260	48,620	27,640	36.2%	COPR	HORWITH	NDYX316211
04/27/07	06/06/07	000863035	33930	68,540	50,800	17,740	25.9%	COPR	HORWITH	CITX300161
04/27/07	06/06/07	000863036	33931	66,860	50,180	16,680	24.9%	COPR	HORWITH	CITX300161
04/27/07	06/06/07	000863037	33932	77,140	49,060	28,080	36.4%	COPR	HORWITH	NDYX316211
04/27/07	06/06/07	000863038	33933	19,300	51,500	(32,200)	-166.8%	COPR	HORWITH	CITX300161
04/27/07	06/06/07	000863039	33934	30,240	48,580	(18,340)	-60.6%	COPR	HORWITH	NDYX316211
04/27/07	06/06/07	000863040	33935	76,140	50,220	25,920	34.0%	COPR	HORWITH	CITX300160

Honeywell

HONEYWELL SA-7 USE HAZARDOUS WASTE TRACKING (2006)										
Date Shipped	Date of Return Manifest	State Manifest	Man. Doc #	Facilty Manifest Weight (lbs)	Estimated Weight (lbs)	Manifest - Estimate (lbs)	Manifest - Estimate (%)	Material	Transporter	RAILCAR #
04/27/07	06/06/07	000863041	33936	76,340	50,980	25,360	33.2%	COPR	HORWITH	CITX300160
04/27/07	06/06/07	000863042	33937	23,580	52,060	(28,480)	-120.8%	COPR	HORWITH	CITX300160
04/27/07	06/06/07	000863043	33938	23,580	52,200	(28,620)	-121.4%	COPR	HORWITH	CITX300160
04/27/07	06/06/07	000863044	33939	20,200	51,160	(30,960)	-153.3%	COPR	HORWITH	CITX300158
04/27/07	06/06/07	000863045	33940	67,020	51,160	15,860	23.7%	COPR	HORWITH	CITX300158
04/27/07	06/06/07	000863046	33941	65,820	50,220	15,600	23.7%	COPR	HORWITH	CITX300158
04/27/07	06/06/07	000863047	33942	36,680	49,300	(12,620)	-34.4%	COPR	HORWITH	NDYX316013
04/27/07	06/06/07	000863048	33943	66,200	48,640	17,560	26.5%	COPR	HORWITH	NDYX316013
04/27/07	06/06/07	000863049	33944	67,420	49,700	17,720	26.3%	COPR	HORWITH	NDYX316013
04/27/07	06/06/07	000863050	33945	46,180	51,400	(5,220)	-11.3%	COPR	HORWITH	CITX300158
04/27/07	06/06/07	000863051	33946	66,300	50,800	15,500	23.4%	COPR	HORWITH	CHUX129
04/27/07	06/06/07	000863052	33947	20,280	49,680	(29,400)	-145.0%	COPR	HORWITH	NDYX316013
04/27/07	06/06/07	000863053	33948	27,280	49,720	(22,440)	-82.3%	COPR	HORWITH	NDYX316060
04/27/07	06/06/07	000863054	33949	27,300	50,880	(23,580)	-86.4%	COPR	HORWITH	CHUX129
04/27/07	06/06/07	000863055	33950	67,540	49,040	18,500	27.4%	COPR	HORWITH	NDYX316060
04/27/07	06/06/07	000863056	33951	66,880	50,440	16,440	24.6%	COPR	HORWITH	CITX300123
04/27/07	06/06/07	000863057	33952	68,420	51,480	16,940	24.8%	COPR	HORWITH	CITX300123
04/27/07	06/06/07	000863058	33953	38,080	50,880	(12,800)	-33.6%	COPR	HORWITH	CITX300123
04/27/07	06/06/07	000863059	33954	38,100	51,240	(13,140)	-34.5%	COPR	HORWITH	CITX300123
04/27/07	06/06/07	000863060	33955	47,220	51,120	(3,900)	-8.3%	COPR	HORWITH	CITX300124
04/27/07	06/06/07	000863061	33956	76,580	51,040	25,540	33.4%	COPR	HORWITH	CITX300124
04/27/07	06/06/07	000863062	33957	33,820	50,900	(17,080)	-50.5%	COPR	HORWITH	CITX300124
04/27/07	06/06/07	000863063	33958	33,820	50,360	(16,540)	-48.9%	COPR	HORWITH	CITX300124
04/27/07	06/06/07	000863064	33959	47,320	50,440	(3,120)	-6.6%	COPR	HORWITH	CITX300120
04/27/07	06/06/07	000863065	33960	66,700	51,840	14,860	22.3%	COPR	HORWITH	CITX300120
04/27/07	06/06/07	000863066	33961	66,180	49,900	16,280	24.6%	COPR	HORWITH	CITX300120
04/27/07	06/06/07	000863067	33962	67,120	49,300	17,820	26.5%	COPR	HORWITH	NDYX316060
04/27/07	06/06/07	000863068	33963	22,420	50,200	(27,780)	-123.9%	COPR	HORWITH	CITX300120
04/27/07	06/06/07	000863069	33964	30,000	48,540	(18,540)	-61.8%	COPR	HORWITH	NDYX316060
04/30/07	06/06/07	000863070	33965	68,080	50,120	17,960	26.4%	COPR	HORWITH	HLMX1202
04/30/07	06/06/07	000863071	33966	67,300	51,020	16,280	24.2%	COPR	HORWITH	HLMX1202
04/30/07	07/02/07	000863072	33967	21,040	49,320	(28,280)	-134.4%	COPR	HORWITH	NDYX316090
04/30/07	07/02/07	000863073	33968	48,960	49,200	(240)	-0.5%	COPR	HORWITH	NDYX316090
04/30/07	06/06/07	000863074	33969	33,080	50,280	(17,200)	-52.0%	COPR	HORWITH	HLMX1202
04/30/07	06/06/07	000863075	33970	33,100	50,900	(17,800)	-53.8%	COPR	HORWITH	HLMX1202
04/30/07	06/06/07	000863076	33971	64,140	50,500	13,640	21.3%	COPR	HORWITH	CHUX262
04/30/07	06/06/07	000863077	33972	67,900	50,500	17,400	25.6%	COPR	HORWITH	CHUX262
04/30/07	07/02/07	000863078	33973	49,180	49,860	(680)	-1.4%	COPR	HORWITH	NDYX316090
04/30/07	06/06/07	000863079	33974	34,120	51,500	(17,380)	-50.9%	COPR	HORWITH	CHUX262
04/30/07	06/06/07	000863080	33975	34,120	50,180	(16,060)	-47.1%	COPR	HORWITH	CHUX262
04/30/07	05/31/07	000863081	33976	11,660	50,620	(38,960)	-334.1%	COPR	HORWITH	CHUX184
04/30/07	05/31/07	000863082	33977	67,820	50,480	17,340	25.6%	COPR	HORWITH	CHUX184
04/30/07	05/31/07	000863083	33978	67,940	51,760	16,180	23.8%	COPR	HORWITH	CHUX184
04/30/07	05/31/07	000863084	33979	54,120	51,560	2,560	4.7%	COPR	HORWITH	CHUX184
04/30/07	05/31/07	000863085	33980	13,540	50,340	(36,800)	-271.8%	COPR	HORWITH	JTLX188
04/30/07	05/31/07	000863086	33981	67,420	52,140	15,280	22.7%	COPR	HORWITH	JTLX188
04/30/07	05/31/07	000863087	33982	66,260	50,820	15,440	23.3%	COPR	HORWITH	JTLX188
04/30/07	07/02/07	000863088	33983	78,580	48,680	29,900	38.1%	COPR	HORWITH	NDYX316090
04/30/07	05/31/07	000863089	33984	53,340	50,520	2,820	5.3%	COPR	HORWITH	JTLX188
04/30/07	05/31/07	000863090	33985	36,640	48,360	(11,720)	-32.0%	COPR	HORWITH	NDYX316092
04/30/07	05/31/07	000863091	33986	23,960	50,640	(26,680)	-111.4%	COPR	HORWITH	MHFX5712
04/30/07	05/31/07	000863092	33987	68,160	48,640	19,520	28.6%	COPR	HORWITH	NDYX316092
04/30/07	05/31/07	000863093	33988	76,300	50,960	25,340	33.2%	COPR	HORWITH	MHFX5712
04/30/07	05/31/07	000863094	33989	67,840	49,440	18,400	27.1%	COPR	HORWITH	NDYX316092
04/30/07	05/31/07	000863095	33990	68,240	51,840	16,400	24.0%	COPR	HORWITH	MHFX5712
04/30/07	05/31/07	000863096	33991	31,200	50,340	(19,140)	-61.3%	COPR	HORWITH	MHFX5712
04/30/07	05/31/07	000863097	33992	24,660	50,240	(25,580)	-103.7%	COPR	HORWITH	NDYX320342
04/30/07	05/31/07	000863098	33993	20,160	49,360	(29,200)	-144.8%	COPR	HORWITH	NDYX316092
04/30/07	05/31/07	000863099	33994	76,540	50,740	25,800	33.7%	COPR	HORWITH	NDYX320342
04/30/07	05/31/07	000863100	33995	75,600	49,180	26,420	34.9%	COPR	HORWITH	NDYX320342
04/30/07	06/22/07	000863101	33996	76,680	51,680	25,000	32.6%	COPR	HORWITH	CHUX257
04/30/07	06/22/07	000863102	33997	26,660	49,960	(23,300)	-87.4%	COPR	HORWITH	CHUX257
04/30/07	06/22/07	000863103	33998	67,420	50,800	16,620	24.7%	COPR	HORWITH	CHUX257
04/30/07	06/22/07	000863104	33999	26,660	49,180	(22,520)	-84.5%	COPR	HORWITH	CHUX257
04/30/07	06/06/07	000863105	34000	13,320	50,580	(37,260)	-279.7%	COPR	HORWITH	CHUX206
04/30/07	06/06/07	000863106	34001	66,120	51,840	14,280	21.6%	COPR	HORWITH	CHUX206
04/30/07	06/06/07	000863107	34002	67,220	51,380	15,840	23.6%	COPR	HORWITH	CHUX206
04/30/07	06/06/07	000863108	34003	56,860	51,280	5,580	9.8%	COPR	HORWITH	CHUX206
04/30/07	05/31/07	000863109	34004	67,060	50,840	16,220	24.2%	COPR	HORWITH	CHUX293
04/30/07	05/31/07	000863110	34005	76,280	51,100	25,180	33.0%	COPR	HORWITH	CHUX293
04/30/07	05/31/07	000863111	34006	28,120	50,120	(22,000)	-78.2%	COPR	HORWITH	CHUX293
04/30/07	05/31/07	000863112	34007	28,900	51,580	(22,680)	-78.5%	COPR	HORWITH	CHUX293
04/30/07	05/31/07	000863113	34008	19,000	51,120	(32,120)	-169.1%	COPR	HORWITH	CHUX321
04/30/07	05/31/07	000863114	34009	68,380	51,080	17,300	25.3%	COPR	HORWITH	CHUX321

Honeywell

HONEYWELL SA-7 USE HAZARDOUS WASTE TRACKING (2006)										
Date Shipped	Date of Return Manifest	State Manifest	Man. Doc #	Facilty Manifest Weight (lbs)	Estimated Weight (lbs)	Manifest - Estimate (lbs)	Manifest - Estimate (%)	Material	Transporter	RAILCAR #
04/30/07	05/31/07	000863115	34010	46,300	51,480	(5,180)	-11.2%	COPR	HORWITH	CHUX321
04/30/07	05/31/07	000863116	34011	68,220	50,420	17,800	26.1%	COPR	HORWITH	CHUX321
04/30/07	05/31/07	000863117	34012	21,800	50,280	(28,480)	-130.6%	COPR	HORWITH	JTLX94
04/30/07	05/31/07	000863118	34013	67,440	50,040	17,400	25.8%	COPR	HORWITH	JTLX94
04/30/07	05/31/07	000863119	34014	67,120	52,000	15,120	22.5%	COPR	HORWITH	JTLX94
04/30/07	05/31/07	000863120	34015	22,540	50,820	(28,280)	-125.5%	COPR	HORWITH	NDYX320342
04/30/07	05/31/07	000863121	34016	41,980	50,140	(8,160)	-19.4%	COPR	HORWITH	JTLX94
04/30/07	05/31/07	000863122	34017	14,860	50,860	(36,000)	-242.3%	COPR	HORWITH	JTLX30112
04/30/07	06/06/07	000863123	34018	45,280	48,740	(3,460)	-7.6%	COPR	HORWITH	CHUX266
04/30/07	05/31/07	000863124	34019	45,780	51,380	(5,600)	-12.2%	COPR	HORWITH	JTLX30112
04/30/07	05/31/07	000863125	34020	68,480	48,620	19,860	29.0%	COPR	HORWITH	JTLX30112
04/30/07	05/31/07	000863126	34021	68,080	48,840	19,240	28.3%	COPR	HORWITH	JTLX30112
04/30/07	05/31/07	000863127	34022	52,660	51,440	1,220	2.3%	COPR	HORWITH	DJLX98509
04/30/07	05/31/07	000863128	34023	67,400	49,920	17,480	25.9%	COPR	HORWITH	DJLX98509
04/30/07	05/31/07	000863129	34024	68,880	51,540	17,340	25.2%	COPR	HORWITH	DJLX98509
04/30/07	05/31/07	000863130	34025	10,660	49,280	(38,620)	-362.3%	COPR	HORWITH	DJLX98509
04/30/07	06/06/07	000863131	34026	65,480	51,380	14,100	21.5%	COPR	HORWITH	JTLX57

06/30/68	**SITE TONS (Month)**	**APR SUB-TOTAL:**	49,222,120	50,039,560	(817,440)	-1.66%
09/07/76	**TONS (Site)**	**CUMULATIVE TOTAL:**	200,532,940	202,119,040	(1,586,100)	-0.79%
07/07/74	**TONS (Facility)**	**CUMULATIVE TOTAL:**	200,532,940	202,119,040	1,586,100	0.79%

05/01/07	06/06/07	000863132	34027	67,240	49,680	17,560	26.1%	COPR	HORWITH	NDYX316128
05/01/07	06/22/07	000863133	34028	39,300	50,900	(11,600)	-29.5%	COPR	HORWITH	CEFX33422
05/01/07	06/06/07	000863134	34029	68,200	49,460	18,740	27.5%	COPR	HORWITH	NDYX316128
05/01/07	06/22/07	000863135	34030	66,600	50,240	16,360	24.6%	COPR	HORWITH	CEFX33422
05/01/07	06/22/07	000863136	34031	66,940	50,000	16,940	25.3%	COPR	HORWITH	CEFX33422
05/01/07	06/22/07	000863137	34032	25,420	52,060	(26,640)	-104.8%	COPR	HORWITH	CEFX33422
05/01/07	06/06/07	000863138	34033	47,040	50,520	(3,480)	-7.4%	COPR	HORWITH	MHFX5770
05/01/07	06/06/07	000863139	34034	66,340	50,760	15,580	23.5%	COPR	HORWITH	MHFX5770
05/01/07	06/06/07	000863140	34035	76,340	52,060	24,280	31.8%	COPR	HORWITH	MHFX5770
05/01/07	06/06/07	000863141	34036	13,600	51,760	(38,160)	-280.6%	COPR	HORWITH	MHFX5770
05/01/07	06/06/07	000863142	34037	61,980	51,960	10,020	16.2%	COPR	HORWITH	HLMX1274
05/01/07	06/06/07	000863143	34038	68,440	50,740	17,700	25.9%	COPR	HORWITH	HLMX1274
05/01/07	06/06/07	000863144	34039	34,100	49,520	(15,420)	-45.2%	COPR	HORWITH	HLMX1274
05/01/07	06/06/07	000863145	34040	66,260	49,620	16,640	25.1%	COPR	HORWITH	CHUX266
05/01/07	06/06/07	000863146	34041	34,100	49,660	(15,560)	-45.6%	COPR	HORWITH	HLMX1274
05/01/07	06/06/07	000863147	34042	10,700	49,940	(39,240)	-366.7%	COPR	HORWITH	CHUX266
05/01/07	06/06/07	000863148	34043	23,320	50,160	(26,840)	-115.1%	COPR	HORWITH	MHFX5642
05/01/07	06/06/07	000863149	34044	76,140	50,800	25,340	33.3%	COPR	HORWITH	CHUX266
05/01/07	06/06/07	000863150	34045	28,080	48,060	(19,980)	-71.2%	COPR	HORWITH	NDYX316128
05/01/07	06/06/07	000863151	34046	28,100	48,000	(19,900)	-70.8%	COPR	HORWITH	NDYX316128
05/01/07	06/06/07	000863152	34047	68,160	49,440	18,720	27.5%	COPR	HORWITH	MHFX5642
05/01/07	06/06/07	000863153	34048	67,920	49,640	18,280	26.9%	COPR	HORWITH	MHFX5642
05/01/07	06/06/07	000863154	34049	36,840	49,420	(12,580)	-34.1%	COPR	HORWITH	MHFX5642
05/01/07	06/06/07	000863155	34050	30,140	50,060	(19,920)	-66.1%	COPR	HORWITH	HLMX1293
05/01/07	06/06/07	000863156	34051	75,800	49,040	26,760	35.3%	COPR	HORWITH	HLMX1293
05/01/07	06/06/07	000863157	34052	66,960	51,220	15,740	23.5%	COPR	HORWITH	HLMX1293
05/01/07	06/06/07	000863158	34053	26,580	51,860	(25,280)	-95.1%	COPR	HORWITH	HLMX1293
05/01/07	06/06/07	000863159	34054	39,880	49,580	(9,700)	-24.3%	COPR	HORWITH	CHUX325
05/01/07	06/06/07	000863160	34055	68,040	50,480	17,560	25.8%	COPR	HORWITH	JTLX240
05/01/07	06/20/07	000863161	34056	31,380	51,940	(20,560)	-65.5%	COPR	HORWITH	CHUX192
05/01/07	06/06/07	000863162	34057	76,380	50,700	25,680	33.6%	COPR	HORWITH	CHUX325
05/01/07	06/06/07	000863163	34058	68,240	51,280	16,960	24.9%	COPR	HORWITH	CHUX325
05/01/07	06/06/07	000863164	34059	15,060	50,520	(35,460)	-235.5%	COPR	HORWITH	CHUX325
05/01/07	06/06/07	000863165	34060	53,420	50,920	2,500	4.7%	COPR	HORWITH	JTLX30104
05/01/07	06/06/07	000863166	34061	67,400	50,460	16,940	25.1%	COPR	HORWITH	JTLX30104
05/01/07	06/06/07	000863167	34062	37,940	49,120	(11,180)	-29.5%	COPR	HORWITH	JTLX30104
05/01/07	06/06/07	000863168	34063	37,920	50,300	(12,380)	-32.6%	COPR	HORWITH	JTLX30104
05/01/07	06/06/07	000863169	34064	26,900	49,840	(22,940)	-85.3%	COPR	HORWITH	JTLX194
05/01/07	06/06/07	000863170	34065	13,720	51,000	(37,280)	-271.7%	COPR	HORWITH	CITX300041
05/01/07	06/06/07	000863171	34066	40,340	48,000	(7,660)	-19.0%	COPR	HORWITH	DJLX98508
05/02/07	06/06/07	000863172	34067	69,340	51,620	17,720	25.6%	COPR	HORWITH	JTLX30135
05/02/07	06/06/07	000863173	34068	23,960	50,120	(26,160)	-109.2%	COPR	HORWITH	JTLX30135
05/02/07	06/06/07	000863174	34069	50,440	50,900	(460)	-0.9%	COPR	HORWITH	CITX300041
05/02/07	06/06/07	000863175	34070	67,960	52,020	15,940	23.5%	COPR	HORWITH	CHUX180
05/02/07	06/06/07	000863176	34071	38,160	52,040	(13,880)	-36.4%	COPR	HORWITH	JTLX30135
05/02/07	06/06/07	000863177	34072	67,560	51,340	16,220	24.0%	COPR	HORWITH	CHUX180
05/02/07	06/06/07	000863178	34073	67,580	48,760	18,820	27.8%	COPR	HORWITH	JTLX30135
05/02/07	06/06/07	000863179	34074	44,520	49,540	(5,020)	-11.3%	COPR	HORWITH	CHUX180
05/02/07	06/06/07	000863180	34075	45,140	49,900	(4,760)	-10.5%	COPR	HORWITH	JTLX194
05/02/07	06/06/07	000863181	34076	15,560	48,780	(33,220)	-213.5%	COPR	HORWITH	CHUX180
05/02/07	06/06/07	000863182	34077	66,820	50,620	16,200	24.2%	COPR	HORWITH	DJLX98508
05/02/07	06/06/07	000863183	34078	66,020	50,860	15,160	23.0%	COPR	HORWITH	JTLX194

Honeywell

HONEYWELL SA-7 USE HAZARDOUS WASTE TRACKING (2006)										
Date Shipped	Date of Return Manifest	State Manifest	Man. Doc #	Facilty Manifest Weight (lbs)	Estimated Weight (lbs)	Manifest - Estimate (lbs)	Manifest - Estimate (%)	Material	Transporter	RAILCAR #
05/02/07	06/20/07	000863184	34079	11,640	49,040	(37,400)	-321.3%	COPR	HORWITH	CHUX192
05/02/07	06/06/07	000863185	34080	66,900	51,100	15,800	23.6%	COPR	HORWITH	DJLX98508
05/02/07	06/06/07	000863186	34081	67,200	50,760	16,440	24.5%	COPR	HORWITH	CITX300041
05/02/07	06/06/07	000863187	34082	68,720	50,400	18,320	26.7%	COPR	HORWITH	CITX300041
05/02/07	06/20/07	000863188	34083	76,320	49,940	26,380	34.6%	COPR	HORWITH	CHUX192
05/02/07	06/20/07	000863189	34084	76,180	48,160	28,020	36.8%	COPR	HORWITH	CHUX192
05/02/07	06/06/07	000863190	34085	16,820	49,840	(33,020)	-196.3%	COPR	HORWITH	DJLX98508
05/02/07	06/06/07	000863191	34086	20,820	48,800	(27,980)	-134.4%	COPR	HORWITH	JTLX240
05/02/07	06/06/07	000863192	34087	68,640	50,720	17,920	26.1%	COPR	HORWITH	JTLX240
05/02/07	06/06/07	000863193	34088	38,240	51,140	(12,900)	-33.7%	COPR	HORWITH	JTLX240
05/02/07	06/06/07	000863194	34089	66,440	50,420	16,020	24.1%	COPR	HORWITH	MHFX5686
05/02/07	06/06/07	000863195	34090	67,140	48,860	18,280	27.2%	COPR	HORWITH	MHFX5686
05/02/07	06/06/07	000863196	34091	16,100	50,780	(34,680)	-215.4%	COPR	HORWITH	MHFX5686
05/02/07	06/06/07	000863197	34092	67,040	51,560	15,480	23.1%	COPR	HORWITH	JTLX57
05/02/07	06/06/07	000863198	34093	15,280	49,580	(34,300)	-224.5%	COPR	HORWITH	JTLX57
05/02/07	06/06/07	000863199	34094	51,020	49,780	1,240	2.4%	COPR	HORWITH	JTLX57
05/02/07	06/06/07	000863200	34095	67,100	49,840	17,260	25.7%	COPR	HORWITH	JTLX194
05/02/07	06/06/07	000863201	34096	46,340	50,000	(3,660)	-7.9%	COPR	HORWITH	MHFX5686
05/04/07	06/06/07	000863202	34097	38,240	51,280	(13,040)	-34.1%	COPR	HORWITH	JTLX30103
05/04/07	06/06/07	000863203	34098	76,860	50,800	26,060	33.9%	COPR	HORWITH	JTLX30103
05/04/07	06/06/07	000863204	34099	76,840	50,200	26,640	34.7%	COPR	HORWITH	JTLX30103
05/04/07	06/06/07	000863205	34100	12,120	50,240	(38,120)	-314.5%	COPR	HORWITH	JTLX30103
05/04/07	06/06/07	000863206	34101	55,220	51,580	3,640	6.6%	COPR	HORWITH	JTLX30114
05/04/07	06/06/07	000863207	34102	36,420	49,660	(13,240)	-36.4%	COPR	HORWITH	NDYX316098
05/04/07	06/06/07	000863208	34103	66,460	50,720	15,740	23.7%	COPR	HORWITH	JTLX30114
05/04/07	06/06/07	000863209	34104	67,160	50,360	16,800	25.0%	COPR	HORWITH	JTLX30114
05/04/07	06/06/07	000863210	34105	10,740	50,560	(39,820)	-370.8%	COPR	HORWITH	JTLX30114
05/04/07	06/06/07	000863211	34106	66,460	50,960	15,500	23.3%	COPR	HORWITH	CEFX35820
05/04/07	06/06/07	000863212	34107	56,440	51,200	5,240	9.3%	COPR	HORWITH	CEFX35820
05/04/07	06/06/07	000863213	34108	11,540	52,060	(40,520)	-351.1%	COPR	HORWITH	CEFX35820
05/04/07	06/06/07	000863214	34109	67,480	51,320	16,160	23.9%	COPR	HORWITH	CEFX35820
05/04/07	06/15/07	000863215	34110	13,840	52,180	(38,340)	-277.0%	COPR	HORWITH	JTLX30172
05/04/07	06/15/07	000863216	34111	76,580	51,020	25,560	33.4%	COPR	HORWITH	JTLX30172
05/04/07	06/15/07	000863217	34112	77,340	50,240	27,100	35.0%	COPR	HORWITH	JTLX30172
05/04/07	06/06/07	000863218	34113	66,960	49,840	17,120	25.6%	COPR	HORWITH	NDYX316098
05/04/07	06/15/07	000863219	34114	36,520	50,820	(14,300)	-39.2%	COPR	HORWITH	JTLX30172
05/04/07	06/06/07	000863220	34115	67,320	50,020	17,300	25.7%	COPR	HORWITH	NDYX316098
05/04/07	06/06/07	000863221	34116	33,340	48,300	(14,960)	-44.9%	COPR	HORWITH	NDYX316098
05/04/07	06/06/07	000863222	34117	31,100	50,160	(19,060)	-61.3%	COPR	HORWITH	JTLX30122
05/04/07	06/06/07	000863223	34118	66,880	50,040	16,840	25.2%	COPR	HORWITH	JTLX30122
05/04/07	06/06/07	000863224	34119	67,500	51,760	15,740	23.3%	COPR	HORWITH	JTLX30122
05/04/07	06/06/07	000863225	34120	31,040	51,780	(20,740)	-66.8%	COPR	HORWITH	JTLX30122
05/04/07	06/06/07	000863226	34121	34,700	50,820	(16,120)	-46.5%	COPR	HORWITH	CHUX272
05/04/07	06/06/07	000863227	34122	68,540	49,800	18,740	27.3%	COPR	HORWITH	CHUX272
05/04/07	06/06/07	000863228	34123	76,440	50,120	26,320	34.4%	COPR	HORWITH	NDYX316151
05/04/07	06/15/07	000863229	34124	56,380	49,220	7,160	12.7%	COPR	HORWITH	NDYX316151
05/04/07	06/06/07	000863230	34125	12,940	51,080	(38,140)	-294.7%	COPR	HORWITH	CHUX272
05/04/07	06/15/07	000863231	34126	68,980	49,580	19,400	28.1%	COPR	HORWITH	NDYX316151
05/04/07	06/15/07	000863232	34127	31,480	48,700	(17,220)	-54.7%	COPR	HORWITH	NDYX316151
05/04/07	06/06/07	000863233	34128	29,980	50,740	(20,760)	-69.2%	COPR	HORWITH	CITX300022
05/04/07	06/15/07	000863234	34129	31,480	48,000	(16,520)	-52.5%	COPR	HORWITH	NDYX316151
05/04/07	06/06/07	000863235	34130	67,320	50,360	16,960	25.2%	COPR	HORWITH	CITX300022
05/04/07	06/06/07	000863236	34131	31,660	50,000	(18,340)	-57.9%	COPR	HORWITH	CITX300022
05/04/07	06/06/07	000863237	34132	67,320	49,920	17,400	25.8%	COPR	HORWITH	CITX300022
05/04/07	06/06/07	000863238	34133	37,820	50,880	(13,060)	-34.5%	COPR	HORWITH	CITX300023
05/04/07	06/06/07	000863239	34134	68,340	49,900	18,440	27.0%	COPR	HORWITH	CITX300023
05/04/07	06/06/07	000863240	34135	27,860	50,940	(23,080)	-82.8%	COPR	HORWITH	CITX300023
05/04/07	06/06/07	000863241	34136	21,980	50,620	(28,640)	-130.3%	COPR	HORWITH	CITX300034
05/04/07	06/06/07	000863242	34137	67,820	52,240	15,580	23.0%	COPR	HORWITH	CITX300023
05/04/07	06/06/07	000863243	34138	67,160	51,420	15,740	23.4%	COPR	HORWITH	CITX300034
05/04/07	06/06/07	000863244	34139	29,720	50,040	(20,320)	-68.4%	COPR	HORWITH	CITX300034
05/04/07	06/06/07	000863245	34140	76,280	49,680	26,600	34.9%	COPR	HORWITH	CITX300034
05/04/07	06/06/07	000863246	34141	18,160	50,000	(31,840)	-175.3%	COPR	HORWITH	CEFX35851
05/04/07	06/06/07	000863247	34142	67,960	50,220	17,740	26.1%	COPR	HORWITH	CEFX35851
05/04/07	06/06/07	000863248	34143	66,880	50,940	15,940	23.8%	COPR	HORWITH	CEFX35851
05/04/07	06/06/07	000863249	34144	63,220	50,020	13,200	20.9%	COPR	HORWITH	MHFX5692
05/04/07	06/06/07	000863250	34145	44,620	49,220	(4,600)	-10.3%	COPR	HORWITH	CEFX35851
05/04/07	06/06/07	000863251	34146	76,520	50,480	26,040	34.0%	COPR	HORWITH	MHFX5692
05/04/07	06/06/07	000863252	34147	29,560	50,080	(20,520)	-69.4%	COPR	HORWITH	MHFX5692
05/04/07	06/06/07	000863253	34148	28,880	50,300	(21,420)	-74.2%	COPR	HORWITH	MHFX5692
05/04/07	06/06/07	000863254	34149	8,720	50,020	(41,300)	-473.6%	COPR	HORWITH	JTLX156
05/04/07	06/06/07	000863255	34150	66,720	49,760	16,960	25.4%	COPR	HORWITH	JTLX156
05/04/07	06/06/07	000863256	34151	57,700	48,060	9,640	16.7%	COPR	HORWITH	JTLX156
05/04/07	06/06/07	000863257	34152	61,560	49,820	11,740	19.1%	COPR	HORWITH	JTLX156

Honeywell

HONEYWELL SA-7 USE HAZARDOUS WASTE TRACKING (2006)										
Date Shipped	Date of Return Manifest	State Manifest	Man. Doc #	Facilty Manifest Weight (lbs)	Estimated Weight (lbs)	Manifest - Estimate (lbs)	Manifest - Estimate (%)	Material	Transporter	RAILCAR #
05/04/07	06/06/07	000863258	34153	66,460	50,300	16,160	24.3%	COPR	HORWITH	NDYX320445
05/04/07	06/06/07	000863259	34154	6,420	49,460	(43,040)	-670.4%	COPR	HORWITH	NDYX320445
05/04/07	06/06/07	000863260	34155	62,560	49,160	13,400	21.4%	COPR	HORWITH	NDYX320445
05/04/07	06/06/07	000863261	34156	68,600	49,540	19,060	27.8%	COPR	HORWITH	JTLX30162
05/04/07	06/06/07	000863262	34157	64,120	49,320	14,800	23.1%	COPR	HORWITH	NDYX320445
05/04/07	06/06/07	000863263	34158	76,500	48,780	27,720	36.2%	COPR	HORWITH	JTLX30162
05/04/07	06/06/07	000863264	34159	23,660	50,020	(26,360)	-111.4%	COPR	HORWITH	JTLX30162
05/04/07	06/06/07	000863265	34160	23,660	50,560	(26,900)	-113.7%	COPR	HORWITH	JTLX30162
05/04/07	06/06/07	000863266	34161	76,620	49,260	27,360	35.7%	COPR	HORWITH	CITX300026
05/04/07	06/06/07	000863267	34162	29,020	49,580	(20,560)	-70.8%	COPR	HORWITH	CITX300026
05/04/07	06/06/07	000863268	34163	24,060	50,600	(26,540)	-110.3%	COPR	HORWITH	CITX300026
05/04/07	06/06/07	000863269	34164	66,780	49,900	16,880	25.3%	COPR	HORWITH	CITX300026
05/04/07	06/06/07	000863270	34165	42,800	48,180	(5,380)	-12.6%	COPR	HORWITH	CITX300033
05/04/07	06/06/07	000863271	34166	65,980	50,280	15,700	23.8%	COPR	HORWITH	CITX300033
05/04/07	06/06/07	000863272	34167	17,180	50,200	(33,020)	-192.2%	COPR	HORWITH	CITX300033
05/04/07	06/06/07	000863273	34168	66,700	50,680	16,020	24.0%	COPR	HORWITH	CITX300033
05/07/07	06/06/07	000863274	34169	37,160	49,860	(12,700)	-34.2%	COPR	HORWITH	NDYX316152
05/07/07	06/06/07	000863275	34170	67,140	48,380	18,760	27.9%	COPR	HORWITH	NDYX316152
05/07/07	06/06/07	000863276	34171	67,220	48,980	18,240	27.1%	COPR	HORWITH	NDYX316152
05/07/07	06/06/07	000863277	34172	18,160	49,700	(31,540)	-173.7%	COPR	HORWITH	NDYX316152
05/07/07	06/20/07	000863278	34173	31,240	49,960	(18,720)	-59.9%	COPR	HORWITH	NDYX316083
05/07/07	06/20/07	000863279	34174	68,440	49,220	19,220	28.1%	COPR	HORWITH	NDYX316083
05/07/07	06/06/07	000863280	34175	49,120	50,500	(1,380)	-2.8%	COPR	HORWITH	CEFX33557
05/07/07	06/06/07	000863281	34176	76,480	50,180	26,300	34.4%	COPR	HORWITH	CEFX33557
05/07/07	06/06/07	000863282	34177	67,260	50,860	16,400	24.4%	COPR	HORWITH	CEFX33557
05/07/07	06/06/07	000863283	34178	9,000	50,640	(41,640)	-462.7%	COPR	HORWITH	CEFX33557
05/07/07	06/20/07	000863284	34179	66,640	48,820	17,820	26.7%	COPR	HORWITH	NDYX316083
05/07/07	06/06/07	000863285	34180	13,700	50,860	(37,160)	-271.2%	COPR	HORWITH	CEFX31051
05/07/07	06/20/07	000863286	34181	23,200	49,780	(26,580)	-114.6%	COPR	HORWITH	NDYX316083
05/07/07	06/06/07	000863287	34182	67,640	50,060	17,580	26.0%	COPR	HORWITH	CEFX31051
05/07/07	06/06/07	000863288	34183	68,140	50,620	17,520	25.7%	COPR	HORWITH	CEFX31051
05/07/07	06/06/07	000863289	34184	52,160	51,200	960	1.8%	COPR	HORWITH	CEFX31051
05/07/07	06/06/07	000863290	34185	67,540	51,260	16,280	24.1%	COPR	HORWITH	NDYX320437
05/07/07	06/06/07	000863291	34186	67,400	49,500	17,900	26.6%	COPR	HORWITH	NDYX316047
05/07/07	06/06/07	000863292	34187	66,080	48,000	18,080	27.4%	COPR	HORWITH	NDYX316224
05/07/07	06/06/07	000863293	34188	69,000	48,360	20,640	29.9%	COPR	HORWITH	NDYX316224
05/07/07	06/06/07	000863294	34189	27,400	48,320	(20,920)	-76.4%	COPR	HORWITH	NDYX316224
05/07/07	06/06/07	000863295	34190	27,400	49,360	(21,960)	-80.1%	COPR	HORWITH	NDYX316224
05/07/07	06/06/07	000863296	34191	76,560	49,380	27,180	35.5%	COPR	HORWITH	NDYX316047
05/07/07	06/06/07	000863297	34192	66,040	50,020	16,020	24.3%	COPR	HORWITH	NDYX320437
05/07/07	06/06/07	000863298	34193	24,200	49,000	(24,800)	-102.5%	COPR	HORWITH	NDYX316047
05/07/07	06/06/07	000863299	34194	24,180	49,780	(25,600)	-105.9%	COPR	HORWITH	NDYX316047
05/07/07	06/06/07	000863300	34195	31,480	50,400	(18,920)	-60.1%	COPR	HORWITH	NDYX320437
05/07/07	06/06/07	000863301	34196	31,460	51,640	(20,180)	-64.1%	COPR	HORWITH	NDYX320437
05/07/07	06/19/07	000863302	34197	34,600	50,520	(15,920)	-46.0%	COPR	HORWITH	NRLX526199
05/07/07	06/19/07	000863303	34198	67,780	51,360	16,420	24.2%	COPR	HORWITH	NRLX526199
05/07/07	06/19/07	000863304	34199	67,060	50,600	16,460	24.5%	COPR	HORWITH	NRLX526199
05/07/07	06/19/07	000863305	34200	27,360	50,260	(22,900)	-83.7%	COPR	HORWITH	NRLX526199
05/07/07	06/15/07	000863306	34201	24,720	50,880	(26,160)	-105.8%	COPR	HORWITH	CHUX144
05/07/07	06/15/07	000863307	34202	67,580	49,940	17,640	26.1%	COPR	HORWITH	CHUX144
05/07/07	06/15/07	000863308	34203	67,120	49,020	18,100	27.0%	COPR	HORWITH	NDYX316015
05/07/07	06/15/07	000863309	34204	38,640	49,040	(10,400)	-26.9%	COPR	HORWITH	NDYX316015
05/07/07	06/15/07	000863310	34205	67,340	50,940	16,400	24.4%	COPR	HORWITH	CHUX144
05/07/07	06/15/07	000863311	34206	39,360	50,040	(10,680)	-27.1%	COPR	HORWITH	CHUX144
05/07/07	06/15/07	000863312	34207	68,320	49,640	18,680	27.3%	COPR	HORWITH	NDYX316015
05/07/07	06/15/07	000863313	34208	34,340	51,380	(17,040)	-49.6%	COPR	HORWITH	NDYX322014
05/07/07	06/15/07	000863314	34209	67,340	51,720	15,620	23.2%	COPR	HORWITH	NDYX322014
05/07/07	06/15/07	000863315	34210	67,820	51,480	16,340	24.1%	COPR	HORWITH	NDYX322014
05/07/07	06/15/07	000863316	34211	16,940	47,660	(30,720)	-181.3%	COPR	HORWITH	NDYX316015
05/07/07	06/15/07	000863317	34212	33,240	50,140	(16,900)	-50.8%	COPR	HORWITH	NDYX322014
05/07/07	06/22/07	000863318	34213	37,900	50,100	(12,200)	-32.2%	COPR	HORWITH	CHUX243
05/07/07	06/22/07	000863319	34214	67,580	50,840	16,740	24.8%	COPR	HORWITH	CHUX243
05/07/07	06/22/07	000863320	34215	60,920	49,980	10,940	18.0%	COPR	HORWITH	CHUX243
05/07/07	06/06/07	000863321	34216	18,820	49,660	(30,840)	-163.9%	COPR	HORWITH	NDYX316140
05/07/07	06/22/07	000863322	34217	32,980	51,220	(18,240)	-55.3%	COPR	HORWITH	CHUX243
05/07/07	06/06/07	000863323	34218	35,200	50,660	(15,460)	-43.9%	COPR	HORWITH	CHUX311
05/07/07	06/06/07	000863324	34219	66,860	50,740	16,120	24.1%	COPR	HORWITH	CHUX311
05/07/07	06/06/07	000863325	34220	68,340	49,820	18,520	27.1%	COPR	HORWITH	NDYX316140
05/07/07	06/06/07	000863326	34221	29,760	51,880	(22,120)	-74.3%	COPR	HORWITH	CHUX311
05/07/07	06/06/07	000863327	34222	67,200	48,500	18,700	27.8%	COPR	HORWITH	CHUX311
05/07/07	06/20/07	000863328	34223	29,980	49,720	(19,740)	-65.8%	COPR	HORWITH	CEFX32187
05/07/07	06/20/07	000863329	34224	67,980	49,900	18,080	26.6%	COPR	HORWITH	CEFX32187
05/07/07	06/20/07	000863330	34225	32,500	50,460	(17,960)	-55.3%	COPR	HORWITH	CEFX32187
05/07/07	06/06/07	000863331	34226	67,680	48,880	18,800	27.8%	COPR	HORWITH	NDYX316140

Honeywell

HONEYWELL SA-7 USE HAZARDOUS WASTE TRACKING (2006)										
Date Shipped	Date of Return Manifest	State Manifest	Man. Doc #	Facilty Manifest Weight (lbs)	Estimated Weight (lbs)	Manifest - Estimate (lbs)	Manifest - Estimate (%)	Material	Transporter	RAILCAR #
05/07/07	06/20/07	000863332	34227	67,000	51,280	15,720	23.5%	COPR	HORWITH	CEFX32187
05/07/07	06/06/07	000863333	34228	39,100	48,300	(9,200)	-23.5%	COPR	HORWITH	NDYX316140
05/07/07	06/06/07	000863334	34229	67,960	49,420	18,540	27.3%	COPR	HORWITH	NDYX320465
05/07/07	06/06/07	000863335	34230	28,320	50,260	(21,940)	-77.5%	COPR	HORWITH	NDYX320465
05/07/07	06/06/07	000863336	34231	67,240	52,420	14,820	22.0%	COPR	HORWITH	NDYX320465
05/07/07	06/06/07	000863337	34232	36,660	49,960	(13,300)	-36.3%	COPR	HORWITH	NDYX320465
05/08/07	06/19/07	000863338	34233	52,200	50,260	1,940	3.7%	COPR	HORWITH	MHFX5628
05/08/07	06/19/07	000863339	34234	67,140	50,120	17,020	25.4%	COPR	HORWITH	MHFX5628
05/08/07	06/19/07	000863340	34235	66,600	49,780	16,820	25.3%	COPR	HORWITH	MHFX5628
05/08/07	06/15/07	000863341	34236	76,640	50,520	26,120	34.1%	COPR	HORWITH	CHUX211
05/08/07	06/19/07	000863342	34237	9,720	50,500	(40,780)	-419.5%	COPR	HORWITH	MHFX5628
05/08/07	06/15/07	000863343	34238	67,220	49,780	17,440	25.9%	COPR	HORWITH	CHUX211
05/08/07	06/15/07	000863344	34239	25,480	50,540	(25,060)	-98.4%	COPR	HORWITH	CHUX211
05/08/07	06/15/07	000863345	34240	26,160	48,020	(21,860)	-83.6%	COPR	HORWITH	CHUX211
05/08/07	06/15/07	000863346	34241	15,420	49,380	(33,960)	-220.2%	COPR	HORWITH	CEFX35839
05/08/07	06/15/07	000863347	34242	68,040	50,520	17,520	25.7%	COPR	HORWITH	CEFX35839
05/08/07	06/15/07	000863348	34243	75,700	50,060	25,640	33.9%	COPR	HORWITH	CEFX35839
05/08/07	06/15/07	000863349	34244	37,080	49,720	18,320	26.9%	COPR	HORWITH	CEFX35839
05/08/07	06/15/07	000863350	34245	64,540	51,420	13,120	20.3%	COPR	HORWITH	NDYX320344
05/08/07	06/15/07	000863351	34246	28,200	49,120	(20,920)	-74.2%	COPR	HORWITH	NDYX320344
05/08/07	06/15/07	000863352	34247	28,200	50,860	(22,660)	-80.4%	COPR	HORWITH	NDYX320344
05/08/07	06/15/07	000863353	34248	76,340	50,000	26,340	34.5%	COPR	HORWITH	NDYX320344
05/08/07	06/15/07	000863354	34249	12,380	50,380	(38,000)	-306.9%	COPR	HORWITH	CHUX289
05/08/07	06/15/07	000863355	34250	65,420	49,400	16,020	24.5%	COPR	HORWITH	CHUX289
05/08/07	06/15/07	000863356	34251	66,980	49,400	17,580	26.2%	COPR	HORWITH	CHUX289
05/08/07	06/15/07	000863357	34252	47,900	48,180	(280)	-0.6%	COPR	HORWITH	CHUX289
05/08/07	06/06/07	000863358	34253	46,480	48,500	(2,020)	-4.3%	COPR	HORWITH	JTLX30163
05/08/07	06/06/07	000863359	34254	67,120	48,880	18,240	27.2%	COPR	HORWITH	JTLX30163
05/08/07	06/06/07	000863360	34255	66,380	50,060	16,320	24.6%	COPR	HORWITH	JTLX30163
05/08/07	06/15/07	000863361	34256	68,460	50,820	17,640	25.8%	COPR	HORWITH	JTLX4058
05/08/07	06/06/07	000863362	34257	13,300	49,500	(36,200)	-272.2%	COPR	HORWITH	JTLX30163
05/08/07	06/15/07	000863363	34258	76,260	49,680	26,580	34.9%	COPR	HORWITH	JTLX4058
05/08/07	06/15/07	000863364	34259	26,560	50,160	(23,600)	-88.9%	COPR	HORWITH	JTLX4058
05/08/07	06/15/07	000863365	34260	26,580	49,680	(23,100)	-86.9%	COPR	HORWITH	JTLX4058
05/08/07	06/15/07	000863366	34261	67,140	50,420	16,720	24.9%	COPR	HORWITH	JTLX274
05/08/07	06/15/07	000863367	34262	46,640	50,240	(3,600)	-7.7%	COPR	HORWITH	JTLX274
05/08/07	06/15/07	000863368	34263	33,840	50,060	(16,220)	-47.9%	COPR	HORWITH	JTLX274
05/08/07	06/15/07	000863369	34264	49,120	50,300	(1,180)	-2.4%	COPR	HORWITH	JTLX274
05/08/07	06/15/07	000863370	34265	27,960	49,800	(21,840)	-78.1%	COPR	HORWITH	CHUX308
05/08/07	06/15/07	000863371	34266	66,660	49,400	17,260	25.9%	COPR	HORWITH	NDYX316223
05/08/07	06/15/07	000863372	34267	76,340	51,240	25,100	32.9%	COPR	HORWITH	CHUX308
05/08/07	06/15/07	000863373	34268	35,840	49,380	(13,540)	-37.8%	COPR	HORWITH	NDYX316223
05/08/07	06/06/07	000863374	34269	40,080	51,520	(11,440)	-28.5%	COPR	HORWITH	JTLX30133
05/08/07	06/15/07	000863375	34270	66,960	50,100	16,860	25.2%	COPR	HORWITH	CHUX308
05/08/07	06/15/07	000863376	34271	31,240	49,720	(18,480)	-59.2%	COPR	HORWITH	CHUX308
05/08/07	06/15/07	000863377	34272	76,200	48,380	27,820	36.5%	COPR	HORWITH	NDYX316223
05/08/07	06/06/07	000863378	34273	66,880	49,840	17,040	25.5%	COPR	HORWITH	JTLX30133
05/08/07	06/06/07	000863379	34274	66,200	52,360	13,840	20.9%	COPR	HORWITH	JTLX30133
05/08/07	06/06/07	000863380	34275	24,200	49,560	(25,360)	-104.8%	COPR	HORWITH	JTLX30133
05/08/07	06/15/07	000863381	34276	13,280	50,860	(37,580)	-283.0%	COPR	HORWITH	JTLX30166
05/08/07	06/15/07	000863382	34277	76,320	49,620	26,700	35.0%	COPR	HORWITH	JTLX30166
05/08/07	06/15/07	000863383	34278	76,460	52,100	24,360	31.9%	COPR	HORWITH	JTLX30166
05/08/07	06/15/07	000863384	34279	29,640	49,480	(19,840)	-66.9%	COPR	HORWITH	JTLX30166
05/08/07	06/06/07	000863385	34280	43,000	51,760	(8,760)	-20.4%	COPR	HORWITH	MHFX5699
05/08/07	06/06/07	000863386	34281	36,000	49,500	(13,500)	-37.5%	COPR	HORWITH	MHFX5699
05/08/07	06/06/07	000863387	34282	67,020	49,300	17,720	26.4%	COPR	HORWITH	MHFX5699
05/08/07	06/15/07	000863388	34283	36,240	50,520	(14,280)	-39.4%	COPR	HORWITH	HLMX1198
05/08/07	06/06/07	000863389	34284	50,900	51,020	(120)	-0.2%	COPR	HORWITH	MHFX5699
05/08/07	06/15/07	000863390	34285	64,720	50,260	14,460	22.3%	COPR	HORWITH	HLMX1198
05/08/07	06/15/07	000863391	34286	66,580	51,200	15,380	23.1%	COPR	HORWITH	HLMX1198
05/08/07	06/15/07	000863392	34287	35,800	49,260	(13,460)	-37.6%	COPR	HORWITH	HLMX1198
05/08/07	06/15/07	000863393	34288	30,500	50,380	(19,880)	-65.2%	COPR	HORWITH	CHUX200
05/08/07	06/15/07	000863394	34289	20,800	49,240	(28,440)	-136.7%	COPR	HORWITH	NDYX316223
05/08/07	06/15/07	000863395	34290	64,960	50,880	14,080	21.7%	COPR	HORWITH	CHUX200
05/08/07	06/15/07	000863396	34291	66,480	51,160	15,320	23.0%	COPR	HORWITH	CHUX200
05/08/07	06/15/07	000863397	34292	38,620	50,500	(11,880)	-30.8%	COPR	HORWITH	CHUX200
05/08/07	06/15/07	000863398	34293	48,180	50,100	(1,920)	-4.0%	COPR	HORWITH	JTLX30154
05/08/07	06/15/07	000863399	34294	63,340	49,960	13,380	21.1%	COPR	HORWITH	JTLX30154
05/08/07	06/15/07	000863400	34295	67,400	51,980	15,420	22.9%	COPR	HORWITH	JTLX30154
05/08/07	06/15/07	000863401	34296	20,960	50,540	(29,580)	-141.1%	COPR	HORWITH	JTLX30154
05/09/07	06/06/07	000863402	34297	37,480	50,780	(13,300)	-35.5%	COPR	HORWITH	CHUX155
05/09/07	06/06/07	000863403	34298	67,060	50,180	16,880	25.2%	COPR	HORWITH	CHUX155
05/09/07	06/06/07	000863404	34299	66,440	50,480	15,960	24.0%	COPR	HORWITH	CHUX155
05/09/07	06/06/07	000863405	34300	22,180	50,440	(28,260)	-127.4%	COPR	HORWITH	CHUX155

Honeywell

HONEYWELL SA-7 USE HAZARDOUS WASTE TRACKING (2006)										
Date Shipped	Date of Return Manifest	State Manifest	Man. Doc #	Facilty Manifest Weight (lbs)	Estimated Weight (lbs)	Manifest - Estimate (lbs)	Manifest - Estimate (%)	Material	Transporter	RAILCAR #
05/09/07	06/20/07	000863406	34301	66,720	50,100	16,620	24.9%	COPR	HORWITH	JTLX275
05/09/07	06/06/07	000863407	34302	76,640	49,320	27,320	35.6%	COPR	HORWITH	NDYX316132
05/09/07	06/20/07	000863408	34303	66,840	50,560	16,280	24.4%	COPR	HORWITH	JTLX275
05/09/07	06/20/07	000863409	34304	34,320	51,240	(16,920)	-49.3%	COPR	HORWITH	JTLX275
05/09/07	06/20/07	000863410	34305	34,320	51,600	(17,280)	-50.3%	COPR	HORWITH	JTLX275
05/09/07	06/06/07	000863411	34306	67,620	50,760	16,860	24.9%	COPR	HORWITH	JTLX192
05/09/07	06/06/07	000863412	34307	76,580	52,120	24,460	31.9%	COPR	HORWITH	JTLX192
05/09/07	06/06/07	000863413	34308	29,120	51,140	(22,020)	-75.6%	COPR	HORWITH	JTLX192
05/09/07	06/06/07	000863414	34309	76,440	49,700	26,740	35.0%	COPR	HORWITH	NDYX316132
05/09/07	06/06/07	000863415	34310	29,100	51,340	(22,240)	-76.4%	COPR	HORWITH	JTLX192
05/09/07	06/06/07	000863416	34311	39,860	52,020	(12,160)	-30.5%	COPR	HORWITH	JTLX232
05/09/07	06/06/07	000863417	34312	18,400	48,040	(29,640)	-161.1%	COPR	HORWITH	NDYX316132
05/09/07	06/06/07	000863418	34313	18,380	47,000	(28,620)	-155.7%	COPR	HORWITH	NDYX316132
05/09/07	06/06/07	000863419	34314	35,280	48,000	(12,720)	-36.1%	COPR	HORWITH	NDYX316177
05/09/07	06/06/07	000863420	34315	67,260	48,920	18,340	27.3%	COPR	HORWITH	NDYX316177
05/09/07	06/06/07	000863421	34316	66,800	51,100	15,700	23.5%	COPR	HORWITH	JTLX232
05/09/07	06/06/07	000863422	34317	66,220	50,260	15,960	24.1%	COPR	HORWITH	JTLX232
05/09/07	06/06/07	000863423	34318	28,880	51,400	(22,520)	-78.0%	COPR	HORWITH	JTLX232
05/09/07	06/06/07	000863424	34319	38,300	50,540	(12,240)	-32.0%	COPR	HORWITH	CEFX35241
05/09/07	06/06/07	000863425	34320	67,320	51,840	15,480	23.0%	COPR	HORWITH	CEFX35241
05/09/07	06/06/07	000863426	34321	67,100	50,380	16,720	24.9%	COPR	HORWITH	CEFX35241
05/09/07	06/06/07	000863427	34322	32,240	49,460	(17,220)	-53.4%	COPR	HORWITH	CEFX35241
05/09/07	06/06/07	000863428	34323	36,360	51,280	(14,920)	-41.0%	COPR	HORWITH	NRLX585665
05/09/07	06/06/07	000863429	34324	66,040	49,360	16,680	25.3%	COPR	HORWITH	NDYX316177
05/09/07	06/06/07	000863430	34325	64,600	52,220	12,380	19.2%	COPR	HORWITH	NRLX585665
05/09/07	06/06/07	000863431	34326	76,440	50,900	25,540	33.4%	COPR	HORWITH	NRLX585665
05/09/07	06/06/07	000863432	34327	28,180	50,380	(22,200)	-78.8%	COPR	HORWITH	NRLX585665
05/09/07	06/06/07	000863433	34328	22,120	49,080	(26,960)	-121.9%	COPR	HORWITH	NDYX316177
05/09/07	06/06/07	000863434	34329	69,660	48,260	21,400	30.7%	COPR	HORWITH	NDYX316219
05/09/07	06/06/07	000863435	34330	76,320	47,000	29,320	38.4%	COPR	HORWITH	NDYX316219
05/09/07	06/22/07	000863436	34331	44,900	50,820	(5,920)	-13.2%	COPR	HORWITH	CHUX295
05/09/07	06/22/07	000863437	34332	66,300	50,380	15,920	24.0%	COPR	HORWITH	CHUX295
05/09/07	06/06/07	000863438	34333	20,700	48,900	(28,200)	-136.2%	COPR	HORWITH	NDYX316219
05/09/07	06/06/07	000863439	34334	20,700	49,740	(29,040)	-140.3%	COPR	HORWITH	NDYX316219
05/09/07	06/22/07	000863440	34335	66,980	50,620	16,360	24.4%	COPR	HORWITH	CHUX295
05/09/07	06/06/07	000863441	34336	45,360	50,400	(5,040)	-11.1%	COPR	HORWITH	CHUX245
05/09/07	06/22/07	000863442	34337	23,380	50,000	(26,620)	-113.9%	COPR	HORWITH	CHUX295
05/09/07	06/06/07	000863443	34338	76,580	50,020	26,560	34.7%	COPR	HORWITH	CHUX245
05/09/07	06/06/07	000863444	34339	13,000	51,860	(38,860)	-298.9%	COPR	HORWITH	CHUX245
05/09/07	06/06/07	000863445	34340	64,720	49,780	14,940	23.1%	COPR	HORWITH	CHUX245
05/09/07	06/06/07	000863446	34341	67,640	51,680	15,960	23.6%	COPR	HORWITH	JTLX30127
05/09/07	06/06/07	000863447	34342	64,260	52,360	11,900	18.5%	COPR	HORWITH	JTLX30127
05/09/07	06/06/07	000863448	34343	69,080	51,040	18,040	26.1%	COPR	HORWITH	JTLX30127
05/09/07	06/06/07	000863449	34344	6,880	50,380	(43,500)	-632.3%	COPR	HORWITH	JTLX30127
05/09/07	06/06/07	000863450	34345	66,080	50,960	15,120	22.9%	COPR	HORWITH	JTLX234
05/09/07	06/06/07	000863451	34346	41,880	50,320	(8,440)	-20.2%	COPR	HORWITH	CHUX100
05/09/07	06/06/07	000863452	34347	67,020	51,040	15,980	23.8%	COPR	HORWITH	JTLX234
05/09/07	06/06/07	000863453	34348	33,280	50,700	(17,420)	-52.3%	COPR	HORWITH	JTLX234
05/09/07	06/06/07	000863454	34349	33,280	49,620	(16,340)	-49.1%	COPR	HORWITH	JTLX234
05/09/07	06/20/07	000863455	34350	14,160	50,300	(36,140)	-255.2%	COPR	HORWITH	JTLX279
05/09/07	06/20/07	000863456	34351	67,200	50,660	16,540	24.6%	COPR	HORWITH	JTLX279
05/09/07	06/20/07	000863457	34352	67,040	50,020	17,020	25.4%	COPR	HORWITH	JTLX279
05/09/07	06/20/07	000863458	34353	49,120	48,920	200	0.4%	COPR	HORWITH	JTLX279
05/09/07	06/06/07	000863459	34354	48,000	49,440	(1,440)	-3.0%	COPR	HORWITH	DJLX98515
05/09/07	06/06/07	000863460	34355	76,660	49,680	26,980	35.2%	COPR	HORWITH	DJLX98515
05/09/07	06/06/07	000863461	34356	33,380	50,600	(17,220)	-51.6%	COPR	HORWITH	DJLX98515
05/09/07	06/06/07	000863462	34357	33,400	48,560	(15,160)	-45.4%	COPR	HORWITH	DJLX98515
05/09/07	06/06/07	000863463	34358	9,480	49,280	(39,800)	-419.8%	COPR	HORWITH	CHUX100
05/09/07	06/06/07	000863464	34359	76,100	49,340	26,760	35.2%	COPR	HORWITH	CHUX100
05/09/07	06/06/07	000863465	34360	68,200	50,360	17,840	26.2%	COPR	HORWITH	CHUX100
05/10/07	06/06/07	000863466	34361	76,080	50,260	25,820	33.9%	COPR	HORWITH	HLMX1168
05/10/07	06/06/07	000863467	34362	67,320	51,100	16,220	24.1%	COPR	HORWITH	HLMX1168
05/10/07	06/06/07	000863468	34363	30,740	50,480	(19,740)	-64.2%	COPR	HORWITH	HLMX1168
05/10/07	06/06/07	000863469	34364	30,740	51,420	(20,680)	-67.3%	COPR	HORWITH	HLMX1168
05/10/07	06/06/07	000863470	34365	6,840	50,400	(43,560)	-636.8%	COPR	HORWITH	CHUX283
05/10/07	06/06/07	000863471	34366	67,780	50,200	17,580	25.9%	COPR	HORWITH	CHUX283
05/10/07	06/06/07	000863472	34367	45,020	49,620	(4,600)	-10.2%	COPR	HORWITH	NDYX316144
05/10/07	06/06/07	000863473	34368	67,840	48,960	18,880	27.8%	COPR	HORWITH	NDYX316144
05/10/07	06/06/07	000863474	34369	56,360	50,600	5,760	10.2%	COPR	HORWITH	CHUX283
05/10/07	06/06/07	000863475	34370	66,880	49,520	17,360	26.0%	COPR	HORWITH	CHUX283
05/10/07	06/06/07	000863476	34371	66,820	50,660	16,160	24.2%	COPR	HORWITH	CEFX35800
05/10/07	06/06/07	000863477	34372	11,540	49,880	(38,340)	-332.2%	COPR	HORWITH	CEFX35800
05/10/07	06/06/07	000863478	34373	67,560	48,680	18,880	27.9%	COPR	HORWITH	NDYX316144
05/10/07	06/06/07	000863479	34374	67,540	49,760	17,780	26.3%	COPR	HORWITH	CEFX35800

Honeywell

HONEYWELL SA-7 USE HAZARDOUS WASTE TRACKING (2006)										
Date Shipped	Date of Return Manifest	State Manifest	Man. Doc #	Facilty Manifest Weight (lbs)	Estimated Weight (lbs)	Manifest - Estimate (lbs)	Manifest - Estimate (%)	Material	Transporter	RAILCAR #
05/10/07	06/06/07	000863480	34375	15,200	49,180	(33,980)	-223.6%	COPR	HORWITH	NDYX316144
05/10/07	06/06/07	000863481	34376	51,660	49,280	2,380	4.6%	COPR	HORWITH	CEFX35800
05/10/07	06/15/07	000863482	34377	34,440	49,580	(15,140)	-44.0%	COPR	HORWITH	NDYX320459
05/10/07	06/15/07	000863483	34378	67,180	49,560	17,620	26.2%	COPR	HORWITH	NDYX320459
05/10/07	06/15/07	000863484	34379	67,800	50,100	17,700	26.1%	COPR	HORWITH	NDYX320459
05/10/07	06/15/07	000863485	34380	27,580	49,620	(22,040)	-79.9%	COPR	HORWITH	NDYX320459
05/10/07	06/06/07	000863486	34381	15,440	50,140	(34,700)	-224.7%	COPR	HORWITH	JTLX30121
05/10/07	06/06/07	000863487	34382	76,620	48,880	27,740	36.2%	COPR	HORWITH	JTLX30121
05/10/07	06/06/07	000863488	34383	67,280	50,400	16,880	25.1%	COPR	HORWITH	JTLX30121
05/10/07	06/06/07	000863489	34384	37,340	49,940	(12,600)	-33.7%	COPR	HORWITH	JTLX30121
05/10/07	06/15/07	000863490	34385	58,040	48,920	9,120	15.7%	COPR	HORWITH	CHUX322
05/10/07	06/15/07	000863491	34386	66,460	50,900	15,560	23.4%	COPR	HORWITH	CHUX322
05/10/07	06/15/07	000863492	34387	67,240	50,740	16,500	24.5%	COPR	HORWITH	CHUX322
05/10/07	06/15/07	000863493	34388	7,420	50,560	(43,140)	-581.4%	COPR	HORWITH	CHUX322
05/10/07	06/19/07	000863494	34389	23,720	48,760	(25,040)	-105.6%	COPR	HORWITH	NDYX316141
05/10/07	06/06/07	000863495	34390	30,600	50,580	(19,980)	-65.3%	COPR	HORWITH	CHUX221
05/10/07	06/19/07	000863496	34391	68,220	49,440	18,780	27.5%	COPR	HORWITH	NDYX316141
05/10/07	06/19/07	000863497	34392	48,060	49,440	(1,380)	-2.9%	COPR	HORWITH	NDYX316141
05/10/07	06/19/07	000863498	34393	56,560	48,800	7,760	13.7%	COPR	HORWITH	NDYX316141
05/10/07	06/06/07	000863499	34394	63,000	48,640	14,360	22.8%	COPR	HORWITH	NDYX316104
05/10/07	06/06/07	000863500	34395	17,460	48,720	(31,260)	-179.0%	COPR	HORWITH	NDYX316104
05/10/07	06/06/07	000859581	34396	76,040	49,620	26,420	34.7%	COPR	HORWITH	NDYX316104
05/10/07	06/06/07	000859582	34397	67,000	50,620	16,380	24.4%	COPR	HORWITH	CHUX221
05/10/07	06/06/07	000859583	34398	33,380	50,160	(16,780)	-50.3%	COPR	HORWITH	NDYX316104
05/10/07	06/06/07	000859584	34399	25,680	50,420	(24,740)	-96.3%	COPR	HORWITH	CHUX221
05/10/07	06/19/07	000859585	34400	69,480	51,460	18,020	25.9%	COPR	HORWITH	MHFX5709
05/10/07	06/06/07	000859586	34401	34,760	49,400	(14,640)	-42.1%	COPR	HORWITH	NDYX316241
05/10/07	06/06/07	000859587	34402	76,820	50,120	26,700	34.8%	COPR	HORWITH	CHUX221
05/10/07	06/15/07	000863511	34403	19,860	50,760	(30,900)	-155.6%	COPR	HORWITH	CEFX35243
05/10/07	06/15/07	000863512	34404	76,180	50,620	25,560	33.6%	COPR	HORWITH	CEFX35243
05/10/07	06/15/07	000863513	34405	76,520	50,000	26,520	34.7%	COPR	HORWITH	CEFX35243
05/10/07	06/15/07	000863514	34406	31,600	50,880	(19,280)	-61.0%	COPR	HORWITH	CEFX35243
05/10/07	06/06/07	000863515	34407	68,160	48,840	19,320	28.3%	COPR	HORWITH	NDYX316241
05/10/07	06/06/07	000863516	34408	67,440	48,020	19,420	28.8%	COPR	HORWITH	NDYX316241
05/10/07	06/06/07	000863517	34409	19,420	48,580	(29,160)	-150.2%	COPR	HORWITH	NDYX316241
05/10/07	06/06/07	000863518	34410	28,360	50,660	(22,300)	-78.6%	COPR	HORWITH	NRLX585592
05/10/07	06/06/07	000863519	34411	68,040	50,520	17,520	25.7%	COPR	HORWITH	NRLX585592
05/10/07	06/06/07	000863520	34412	64,720	50,000	14,720	22.7%	COPR	HORWITH	NRLX585592
05/10/07	06/06/07	000863521	34413	35,940	49,640	(13,700)	-38.1%	COPR	HORWITH	NRLX585592
05/10/07	06/06/07	000863522	34414	47,560	48,580	(1,020)	-2.1%	COPR	HORWITH	JTLX30102
05/10/07	06/06/07	000863523	34415	66,600	50,580	16,020	24.1%	COPR	HORWITH	JTLX30102
05/10/07	06/06/07	000863524	34416	63,180	48,000	15,180	24.0%	COPR	HORWITH	JTLX30102
05/10/07	06/06/07	000863525	34417	14,180	48,060	(33,880)	-238.9%	COPR	HORWITH	JTLX30102
05/10/07	06/19/07	000863526	34418	18,640	48,020	(29,380)	-157.6%	COPR	HORWITH	MHFX5709
05/10/07	06/19/07	000863527	34419	64,060	51,280	12,780	20.0%	COPR	HORWITH	MHFX5709
05/10/07	06/19/07	000863528	34420	47,380	51,780	(4,400)	-9.3%	COPR	HORWITH	MHFX5709
05/10/07	06/06/07	000863529	34421	30,560	47,000	(16,440)	-53.8%	COPR	HORWITH	JTLX30139
05/10/07	06/06/07	000863530	34422	66,980	48,100	18,880	28.2%	COPR	HORWITH	JTLX30139
05/10/07	06/06/07	000863531	34423	67,200	49,700	17,500	26.0%	COPR	HORWITH	JTLX30139
05/10/07	06/06/07	000863532	34424	30,680	49,040	(18,360)	-59.8%	COPR	HORWITH	JTLX30139
05/11/07	06/15/07	000863533	34425	45,860	50,440	(4,580)	-10.0%	COPR	HORWITH	CITX300028
05/11/07	06/06/07	000863534	34426	67,200	48,780	18,420	27.4%	COPR	HORWITH	NDYX316184
05/11/07	06/06/07	000863535	34427	76,340	48,940	27,400	35.9%	COPR	HORWITH	NDYX316184
05/11/07	06/15/07	000863536	34428	37,100	49,040	(11,940)	-32.2%	COPR	HORWITH	NDYX316072
05/11/07	06/15/07	000863537	34429	65,920	49,340	16,580	25.2%	COPR	HORWITH	NDYX316072
05/11/07	06/15/07	000863538	34430	67,460	50,340	17,120	25.4%	COPR	HORWITH	CITX300028
05/11/07	06/15/07	000863539	34431	76,140	49,360	26,780	35.2%	COPR	HORWITH	CITX300028
05/11/07	06/06/07	000863540	34432	22,800	48,380	(25,580)	-112.2%	COPR	HORWITH	NDYX316184
05/11/07	06/15/07	000863541	34433	63,320	49,440	13,880	21.9%	COPR	HORWITH	NDYX316072
05/11/07	06/15/07	000863542	34434	22,940	49,440	(26,500)	-115.5%	COPR	HORWITH	NDYX316072
05/11/07	06/15/07	000863543	34435	10,260	50,740	(40,480)	-394.5%	COPR	HORWITH	CITX300028
05/11/07	06/19/07	000863544	34436	14,120	48,860	(34,740)	-246.0%	COPR	HORWITH	JTLX264
05/11/07	06/19/07	000863545	34437	67,620	52,040	15,580	23.0%	COPR	HORWITH	JTLX264
05/11/07	06/19/07	000863546	34438	67,360	51,800	15,560	23.1%	COPR	HORWITH	JTLX264
05/11/07	06/19/07	000863547	34439	51,420	50,740	680	1.3%	COPR	HORWITH	JTLX264
05/11/07	06/06/07	000863548	34440	22,800	48,000	(25,200)	-110.5%	COPR	HORWITH	NDYX316184
05/11/07	06/06/07	000863549	34441	67,260	48,840	18,420	27.4%	COPR	HORWITH	NDYX316178
05/11/07	06/06/07	000863550	34442	76,140	48,600	27,540	36.2%	COPR	HORWITH	NDYX316178
05/11/07	06/06/07	000863551	34443	24,860	48,780	(23,920)	-96.2%	COPR	HORWITH	NDYX316178
05/11/07	06/06/07	000863552	34444	24,840	48,760	(23,920)	-96.3%	COPR	HORWITH	NDYX316178
05/11/07	06/19/07	000863553	34445	15,360	49,160	(33,800)	-220.1%	COPR	HORWITH	CEFX31001
05/11/07	06/19/07	000863554	34446	67,540	48,660	18,880	28.0%	COPR	HORWITH	CEFX31001
05/11/07	06/19/07	000863555	34447	46,860	49,600	(2,740)	-5.8%	COPR	HORWITH	CEFX31001
05/11/07	06/19/07	000859588	34448	69,980	48,200	21,780	31.1%	COPR	HORWITH	CEFX31001

Honeywell

HONEYWELL SA-7 USE HAZARDOUS WASTE TRACKING (2006)										
Date Shipped	Date of Return Manifest	State Manifest	Man. Doc #	Facilty Manifest Weight (lbs)	Estimated Weight (lbs)	Manifest - Estimate (lbs)	Manifest - Estimate (%)	Material	Transporter	RAILCAR #
05/11/07	06/15/07	000859589	34449	58,120	49,300	8,820	15.2%	COPR	HORWITH	CITX300016
05/11/07	06/15/07	000863557	34450	67,280	50,980	16,300	24.2%	COPR	HORWITH	CITX300016
05/11/07	06/15/07	000863558	34451	33,840	49,920	(16,080)	-47.5%	COPR	HORWITH	CITX300016
05/11/07	06/15/07	000863559	34452	33,860	48,400	(14,540)	-42.9%	COPR	HORWITH	CITX300016
05/11/07	06/06/07	000863560	34453	75,720	48,000	27,720	36.6%	COPR	HORWITH	CHUX287
05/11/07	06/06/07	000863561	34454	21,500	49,480	(27,980)	-130.1%	COPR	HORWITH	CHUX287
05/11/07	06/06/07	000863562	34455	24,980	49,080	(24,100)	-96.5%	COPR	HORWITH	CHUX287
05/11/07	06/06/07	000863563	34456	68,240	48,040	20,200	29.6%	COPR	HORWITH	CHUX287
05/11/07	07/02/07	000863564	34457	68,200	48,000	20,200	29.6%	COPR	HORWITH	NDYX316130
05/11/07	06/15/07	000863565	34458	40,800	50,280	(9,480)	-23.2%	COPR	HORWITH	CHUX213
05/11/07	07/02/07	000863566	34459	76,320	48,520	27,800	36.4%	COPR	HORWITH	NDYX316130
05/11/07	07/02/07	000863567	34460	22,840	49,400	(26,560)	-116.3%	COPR	HORWITH	NDYX316130
05/11/07	06/15/07	000863568	34461	47,400	50,800	(3,400)	-7.2%	COPR	HORWITH	CHUX213
05/11/07	06/15/07	000863569	34462	45,800	50,820	(5,020)	-11.0%	COPR	HORWITH	CHUX213
05/11/07	07/02/07	000863570	34463	22,840	49,460	(26,620)	-116.5%	COPR	HORWITH	NDYX316130
05/11/07	06/19/07	000863571	34464	68,000	49,760	18,240	26.8%	COPR	HORWITH	CEFX33435
05/11/07	06/19/07	000863572	34465	76,300	50,620	25,680	33.7%	COPR	HORWITH	CEFX33435
05/11/07	06/19/07	000859590	34466	28,180	50,720	(22,540)	-80.0%	COPR	HORWITH	CEFX33435
05/11/07	06/15/07	000859591	34467	64,040	50,240	13,800	21.5%	COPR	HORWITH	CHUX213
05/11/07	06/19/07	000859592	34468	27,420	51,360	(23,940)	-87.3%	COPR	HORWITH	CEFX33435
05/11/07	06/15/07	000859593	34469	20,560	50,160	(29,600)	-144.0%	COPR	HORWITH	JTLX127
05/11/07	06/15/07	000859594	34470	68,440	51,860	16,580	24.2%	COPR	HORWITH	JTLX127
05/11/07	06/15/07	000859595	34471	76,800	50,920	25,880	33.7%	COPR	HORWITH	JTLX127
05/11/07	06/15/07	000859596	34472	33,060	51,920	(18,860)	-57.0%	COPR	HORWITH	JTLX127
05/11/07	06/15/07	000859597	34473	33,060	50,660	(17,600)	-53.2%	COPR	HORWITH	MHFX5716
05/11/07	06/15/07	000863573	34474	67,300	50,180	17,120	25.4%	COPR	HORWITH	MHFX5716
05/11/07	06/15/07	000863574	34475	66,920	51,260	15,660	23.4%	COPR	HORWITH	MHFX5716
05/11/07	06/15/07	000863575	34476	33,100	50,260	(17,160)	-51.8%	COPR	HORWITH	JTLX30115
05/11/07	06/15/07	000863576	34477	33,080	50,100	(17,020)	-51.5%	COPR	HORWITH	MHFX5716
05/11/07	06/15/07	000863577	34478	67,080	52,100	14,980	22.3%	COPR	HORWITH	JTLX30115
05/11/07	06/15/07	000863578	34479	47,100	52,140	(5,040)	-10.7%	COPR	HORWITH	JTLX30115
05/11/07	06/15/07	000863579	34480	54,580	50,900	3,680	6.7%	COPR	HORWITH	JTLX30115
05/11/07	06/19/07	000863580	34481	38,460	49,100	(10,640)	-27.7%	COPR	HORWITH	CHUX119
05/11/07	06/19/07	000863582	34482	68,560	50,040	18,520	27.0%	COPR	HORWITH	CHUX119
05/11/07	06/19/07	000863583	34483	76,380	48,280	28,100	36.8%	COPR	HORWITH	CHUX119
05/11/07	06/19/07	000863584	34484	11,380	50,200	(38,820)	-341.1%	COPR	HORWITH	CHUX119
05/11/07	06/15/07	000863585	34485	67,560	49,420	18,140	26.9%	COPR	HORWITH	CEFX35849
05/11/07	06/15/07	000863586	34486	67,180	50,440	16,740	24.9%	COPR	HORWITH	CEFX35849
05/14/07	06/15/07	000863587	34487	21,940	48,300	(26,360)	-120.1%	COPR	HORWITH	NDYX316093
05/14/07	06/15/07	000863588	34488	76,260	49,860	26,400	34.6%	COPR	HORWITH	NDYX316093
05/14/07	06/15/07	000863589	34489	67,420	48,240	19,180	28.4%	COPR	HORWITH	NDYX316093
05/14/07	06/15/07	000863590	34490	59,960	51,360	8,600	14.3%	COPR	HORWITH	CEFX35237
05/14/07	06/15/07	000863591	34491	67,400	50,300	17,100	25.4%	COPR	HORWITH	CEFX35237
05/14/07	06/15/07	000863592	34492	32,780	49,660	(16,880)	-51.5%	COPR	HORWITH	NDYX316093
05/14/07	06/15/07	000863593	34493	67,140	50,300	16,840	25.1%	COPR	HORWITH	CEFX35237
05/14/07	06/15/07	000863594	34494	4,740	50,940	(46,200)	-974.7%	COPR	HORWITH	CEFX35237
05/14/07	06/15/07	000863595	34495	67,600	50,420	17,180	25.4%	COPR	HORWITH	HLMX1227
05/14/07	06/15/07	000863596	34496	63,020	50,880	12,140	19.3%	COPR	HORWITH	HLMX1227
05/14/07	06/15/07	000863597	34497	33,760	51,040	(17,280)	-51.2%	COPR	HORWITH	HLMX1227
05/14/07	06/15/07	000863598	34498	33,760	50,840	(17,080)	-50.6%	COPR	HORWITH	HLMX1227
05/14/07	06/15/07	000863599	34499	68,380	50,020	18,360	26.8%	COPR	HORWITH	JTLX263
05/14/07	06/15/07	000863600	34500	67,400	49,840	17,560	26.1%	COPR	HORWITH	JTLX263
05/14/07	06/15/07	000863601	34501	68,240	48,000	20,240	29.7%	COPR	HORWITH	NDYX316192
05/14/07	06/15/07	000863602	34502	25,340	48,980	(23,640)	-93.3%	COPR	HORWITH	NDYX316192
05/14/07	06/15/07	000863603	34503	67,260	49,320	17,940	26.7%	COPR	HORWITH	NDYX316192
05/14/07	06/15/07	000863604	34504	34,020	50,440	(16,420)	-48.3%	COPR	HORWITH	JTLX263
05/14/07	06/15/07	000863605	34505	34,040	50,220	(16,180)	-47.5%	COPR	HORWITH	JTLX263
05/14/07	06/15/07	000863606	34506	68,140	51,300	16,840	24.7%	COPR	HORWITH	CEFX35823
05/14/07	06/15/07	000863607	34507	29,920	48,120	(18,200)	-60.8%	COPR	HORWITH	NDYX316192
05/14/07	06/15/07	000863608	34508	27,880	50,300	(22,420)	-80.4%	COPR	HORWITH	CEFX35823
05/14/07	06/15/07	000863609	34509	67,920	51,120	16,800	24.7%	COPR	HORWITH	CEFX35823
05/14/07	06/15/07	000863610	34510	28,560	49,520	(20,960)	-73.4%	COPR	HORWITH	CEFX35823
05/14/07	06/15/07	000863611	34511	9,960	50,680	(40,720)	-408.8%	COPR	HORWITH	CHUX263
05/14/07	06/15/07	000863612	34512	67,040	49,980	17,060	25.4%	COPR	HORWITH	CHUX263
05/14/07	06/15/07	000863613	34513	67,060	49,900	17,160	25.6%	COPR	HORWITH	CHUX263
05/14/07	06/15/07	000863614	34514	53,740	49,220	4,520	8.4%	COPR	HORWITH	CHUX263
05/14/07	06/15/07	000863615	34515	35,500	50,360	(14,860)	-41.9%	COPR	HORWITH	CHUX239
05/14/07	06/15/07	000863616	34516	67,440	48,340	19,100	28.3%	COPR	HORWITH	CHUX239
05/14/07	06/15/07	000863617	34517	67,760	49,740	18,020	26.6%	COPR	HORWITH	CHUX239
05/14/07	06/15/07	000863618	34518	20,260	50,460	(30,200)	-149.1%	COPR	HORWITH	CHUX239
05/14/07	06/15/07	000863619	34519	28,420	49,200	(20,780)	-73.1%	COPR	HORWITH	CEFX35849
05/14/07	06/15/07	000863620	34520	16,960	49,020	(32,060)	-189.0%	COPR	HORWITH	NDYX316237
05/14/07	06/15/07	000863621	34521	64,780	48,820	15,960	24.6%	COPR	HORWITH	NDYX316237
05/14/07	06/15/07	000863622	34522	67,140	49,540	17,600	26.2%	COPR	HORWITH	NDYX316237

Honeywell

HONEYWELL SA-7 USE HAZARDOUS WASTE TRACKING (2006)										
Date Shipped	Date of Return Manifest	State Manifest	Man. Doc #	Facilty Manifest Weight (lbs)	Estimated Weight (lbs)	Manifest - Estimate (lbs)	Manifest - Estimate (%)	Material	Transporter	RAILCAR #
05/14/07	06/15/07	000863623	34523	67,580	50,600	16,980	25.1%	COPR	HORWITH	TILX3201
05/14/07	06/15/07	000863624	34524	63,100	50,340	12,760	20.2%	COPR	HORWITH	TILX3201
05/14/07	06/15/07	000863625	34525	47,280	49,280	(2,000)	-4.2%	COPR	HORWITH	NDYX316143
05/14/07	06/15/07	000863626	34526	66,860	48,780	18,080	27.0%	COPR	HORWITH	NDYX316143
05/14/07	06/15/07	000863627	34527	66,980	49,400	17,580	26.2%	COPR	HORWITH	NDYX316143
05/14/07	06/15/07	000863628	34528	33,640	50,180	(16,540)	-49.2%	COPR	HORWITH	TILX3201
05/14/07	06/15/07	000863629	34529	43,160	48,500	(5,340)	-12.4%	COPR	HORWITH	NDYX316237
05/14/07	06/15/07	000863630	34530	33,660	49,620	(15,960)	-47.4%	COPR	HORWITH	TILX3201
05/14/07	06/15/07	000863631	34531	36,560	50,680	(14,120)	-38.6%	COPR	HORWITH	CEFX33544
05/14/07	06/15/07	000863632	34532	68,160	50,380	17,780	26.1%	COPR	HORWITH	CEFX33544
05/14/07	06/15/07	000863633	34533	68,260	50,180	18,080	26.5%	COPR	HORWITH	CEFX33544
05/14/07	06/15/07	000863634	34534	9,880	48,960	(39,080)	-395.5%	COPR	HORWITH	NDYX316143
05/14/07	06/15/07	000863635	34535	10,820	51,100	(40,280)	-372.3%	COPR	HORWITH	JTLX30144
05/14/07	06/15/07	000863636	34536	67,760	51,700	16,060	23.7%	COPR	HORWITH	JTLX30144
05/14/07	06/15/07	000863637	34537	31,360	52,120	(20,760)	-66.2%	COPR	HORWITH	CEFX33544
05/14/07	06/15/07	000863638	34538	67,500	49,640	17,860	26.5%	COPR	HORWITH	JTLX30144
05/14/07	06/15/07	000863639	34539	52,760	49,400	3,360	6.4%	COPR	HORWITH	JTLX30144
05/14/07	06/20/07	000863642	34540	14,880	51,900	(37,020)	-248.8%	COPR	HORWITH	CEFX33346
05/14/07	06/20/07	000863643	34541	66,400	51,040	15,360	23.1%	COPR	HORWITH	CEFX33346
05/14/07	06/20/07	000863644	34542	68,820	49,860	18,960	27.6%	COPR	HORWITH	CEFX33346
05/14/07	06/20/07	000863645	34543	53,280	50,600	2,680	5.0%	COPR	HORWITH	CEFX33346
05/14/07	06/15/07	000863646	34544	15,880	48,000	(32,120)	-202.3%	COPR	HORWITH	NDYX316109
05/14/07	06/15/07	000863647	34545	67,220	50,880	16,340	24.3%	COPR	HORWITH	NRLX526001
05/14/07	06/15/07	000863648	34546	66,560	49,300	17,260	25.9%	COPR	HORWITH	NRLX526001
05/14/07	06/15/07	000863649	34547	33,600	50,620	(17,020)	-50.7%	COPR	HORWITH	NRLX526001
05/14/07	06/15/07	000863650	34548	66,840	48,920	17,920	26.8%	COPR	HORWITH	NDYX316109
05/14/07	06/15/07	000863651	34549	33,600	49,480	(15,880)	-47.3%	COPR	HORWITH	NRLX526001
05/14/07	06/15/07	000863652	34550	28,400	49,960	(21,560)	-75.9%	COPR	HORWITH	CEFX35849
05/15/07	06/15/07	000863653	34551	7,640	49,860	(42,220)	-552.6%	COPR	HORWITH	NDYX316037
05/15/07	06/15/07	000863654	34552	67,120	50,020	17,100	25.5%	COPR	HORWITH	JTLX30148
05/15/07	06/15/07	000863655	34553	67,840	50,520	17,320	25.5%	COPR	HORWITH	JTLX30148
05/15/07	06/15/07	000863656	34554	67,140	49,020	18,120	27.0%	COPR	HORWITH	NDYX316037
05/15/07	06/15/07	000863659	34555	33,160	50,120	(16,960)	-51.1%	COPR	HORWITH	JTLX30148
05/15/07	06/15/07	000863660	34556	33,160	51,480	(18,320)	-55.2%	COPR	HORWITH	JTLX30148
05/15/07	06/15/07	000863661	34557	65,980	51,940	14,040	21.3%	COPR	HORWITH	CHUX134
05/15/07	06/15/07	000863664	34558	67,220	50,320	16,900	25.1%	COPR	HORWITH	CHUX134
05/15/07	06/15/07	000863665	34559	68,820	49,720	19,100	27.8%	COPR	HORWITH	NDYX316037
05/15/07	06/15/07	000863666	34560	66,080	50,780	15,300	23.2%	COPR	HORWITH	CHUX224
05/15/07	06/15/07	000863667	34561	33,660	50,680	(17,020)	-50.6%	COPR	HORWITH	CHUX134
05/15/07	06/15/07	000859598	34562	33,660	52,100	(18,440)	-54.8%	COPR	HORWITH	CHUX134
05/15/07	06/15/07	000859599	34563	7,480	51,300	(43,820)	-585.8%	COPR	HORWITH	CEFX35835
05/15/07	06/15/07	000859600	34564	68,520	52,080	16,440	24.0%	COPR	HORWITH	CEFX35835
05/15/07	06/15/07	000863670	34565	50,840	50,040	800	1.6%	COPR	HORWITH	CEFX35835
05/15/07	06/15/07	000863671	34566	76,300	50,040	26,260	34.4%	COPR	HORWITH	CEFX35835
05/15/07	06/15/07	000863672	34567	67,180	50,600	16,580	24.7%	COPR	HORWITH	CHUX224
05/15/07	06/15/07	000863673	34568	34,320	49,940	(15,620)	-45.5%	COPR	HORWITH	CHUX224
05/15/07	06/15/07	000863674	34569	48,580	49,320	(740)	-1.5%	COPR	HORWITH	NDYX316037
05/15/07	06/15/07	000863675	34570	34,320	50,280	(15,960)	-46.5%	COPR	HORWITH	CHUX224
05/15/07	06/15/07	000863676	34571	14,060	49,600	(35,540)	-252.8%	COPR	HORWITH	NDYX316081
05/15/07	06/15/07	000863677	34572	66,400	49,280	17,120	25.8%	COPR	HORWITH	NDYX316081
05/15/07	06/15/07	000863678	34573	67,280	51,920	15,360	22.8%	COPR	HORWITH	CEFX35236
05/15/07	06/15/07	000863679	34574	18,880	50,240	(31,360)	-166.1%	COPR	HORWITH	CEFX35236
05/15/07	06/15/07	000863680	34575	75,860	49,060	26,800	35.3%	COPR	HORWITH	NDYX316081
05/15/07	06/15/07	000863681	34576	34,660	49,600	(14,940)	-43.1%	COPR	HORWITH	NDYX316081
05/15/07	06/15/07	000863682	34577	68,020	50,300	17,720	26.1%	COPR	HORWITH	CEFX35236
05/15/07	06/15/07	000863683	34578	52,880	50,560	2,320	4.4%	COPR	HORWITH	CEFX35236
05/15/07	06/15/07	000863684	34579	67,300	48,660	18,640	27.7%	COPR	HORWITH	NDYX316109
05/15/07	06/15/07	000863685	34580	15,540	50,520	(34,980)	-225.1%	COPR	HORWITH	CHUX238
05/15/07	06/15/07	000863686	34581	42,080	48,520	(6,440)	-15.3%	COPR	HORWITH	NDYX316109
05/15/07	06/15/07	000863687	34582	67,820	49,700	18,120	26.7%	COPR	HORWITH	CHUX238
05/15/07	06/15/07	000863688	34583	6,760	49,580	(42,820)	-633.4%	COPR	HORWITH	NDYX316016
05/15/07	06/15/07	000863689	34584	67,200	50,820	16,380	24.4%	COPR	HORWITH	CHUX238
05/15/07	06/15/07	000863690	34585	50,320	51,640	(1,320)	-2.6%	COPR	HORWITH	CHUX238
05/15/07	06/15/07	000863691	34586	68,660	49,840	18,820	27.4%	COPR	HORWITH	NDYX316016
05/15/07	06/15/07	000863692	34587	67,200	52,220	14,980	22.3%	COPR	HORWITH	CHUX187
05/15/07	06/15/07	000863693	34588	76,160	49,940	26,220	34.4%	COPR	HORWITH	CHUX187
05/15/07	06/15/07	000863694	34589	30,380	51,220	(20,840)	-68.6%	COPR	HORWITH	CHUX187
05/15/07	06/15/07	000863695	34590	30,380	51,920	(21,540)	-70.9%	COPR	HORWITH	CHUX187
05/15/07	06/15/07	000863696	34591	67,180	49,200	17,980	26.8%	COPR	HORWITH	NDYX316016
05/15/07	06/15/07	000863697	34592	67,080	50,900	16,180	24.1%	COPR	HORWITH	JTLX186
05/15/07	06/15/07	000863698	34593	68,180	51,300	16,880	24.8%	COPR	HORWITH	JTLX186
05/15/07	06/15/07	000863699	34594	33,900	51,460	(17,560)	-51.8%	COPR	HORWITH	JTLX186
05/15/07	06/15/07	000863700	34595	33,900	52,340	(18,440)	-54.4%	COPR	HORWITH	JTLX186
05/15/07	06/15/07	000863701	34596	57,600	51,400	6,200	10.8%	COPR	HORWITH	CHUX122
05/15/07	06/15/07	000863702	34597	66,880	50,080	16,800	25.1%	COPR	HORWITH	CHUX122
05/15/07	06/15/07	000863703	34598	38,020	51,060	(13,040)	-34.3%	COPR	HORWITH	CHUX122
05/15/07	06/15/07	000863704	34599	38,020	51,420	(13,400)	-35.2%	COPR	HORWITH	CHUX122

Honeywell

HONEYWELL SA-7 USE HAZARDOUS WASTE TRACKING (2006)										
Date Shipped	Date of Return Manifest	State Manifest	Man. Doc #	Facilty Manifest Weight (lbs)	Estimated Weight (lbs)	Manifest - Estimate (lbs)	Manifest - Estimate (%)	Material	Transporter	RAILCAR #
05/15/07	06/15/07	000863705	34600	66,800	51,880	14,920	22.3%	COPR	HORWITH	NDYX320452
05/15/07	06/15/07	000863706	34601	48,120	49,540	(1,420)	-3.0%	COPR	HORWITH	NDYX320452
05/15/07	06/15/07	000863707	34602	66,220	49,000	17,220	26.0%	COPR	HORWITH	NDYX320452
05/15/07	06/15/07	000863708	34603	18,180	50,140	(31,960)	-175.8%	COPR	HORWITH	NDYX320452
05/15/07	06/15/07	000863709	34604	44,980	48,900	(3,920)	-8.7%	COPR	HORWITH	JTLX30161
05/15/07	06/15/07	000863710	34605	67,300	50,780	16,520	24.5%	COPR	HORWITH	JTLX30161
05/15/07	06/15/07	000863711	34606	67,220	51,280	15,940	23.7%	COPR	HORWITH	JTLX30161
05/15/07	06/15/07	000863712	34607	19,660	51,480	(31,820)	-161.9%	COPR	HORWITH	JTLX30161
05/15/07	06/15/07	000863713	34608	52,040	48,000	4,040	7.8%	COPR	HORWITH	NDYX316016
05/15/07	06/19/07	000863714	34609	15,020	51,240	(36,220)	-241.1%	COPR	HORWITH	CEFX35847
05/15/07	06/19/07	000863715	34610	76,660	49,300	27,360	35.7%	COPR	HORWITH	CEFX35847
05/15/07	06/15/07	000863716	34611	33,320	48,620	(15,300)	-45.9%	COPR	HORWITH	CEFX31042
05/15/07	06/15/07	000863717	34612	76,140	48,920	27,220	35.7%	COPR	HORWITH	CEFX31042
05/15/07	06/15/07	000863718	34613	67,300	51,320	15,980	23.7%	COPR	HORWITH	CEFX31042
05/15/07	06/15/07	000863719	34614	23,180	52,000	(28,820)	-124.3%	COPR	HORWITH	CEFX31042
05/16/07	06/15/07	000863720	34615	39,700	50,960	(11,260)	-28.4%	COPR	HORWITH	CEFX33434
05/16/07	06/15/07	000863721	34616	67,740	51,760	15,980	23.6%	COPR	HORWITH	CEFX33434
05/16/07	06/15/07	000863722	34617	40,780	49,380	(8,600)	-21.1%	COPR	HORWITH	NDYX316133
05/16/07	06/15/07	000863723	34618	67,900	50,320	17,580	25.9%	COPR	HORWITH	CEFX33434
05/16/07	06/15/07	000863724	34619	26,060	49,740	(23,680)	-90.9%	COPR	HORWITH	CEFX33434
05/16/07	06/15/07	000863725	34620	48,940	49,860	(920)	-1.9%	COPR	HORWITH	JTLX30149
05/16/07	06/15/07	000863726	34621	25,100	49,420	(24,320)	-96.9%	COPR	HORWITH	NDYX316074
05/16/07	06/15/07	000863727	34622	67,520	49,600	17,920	26.5%	COPR	HORWITH	NDYX316074
05/16/07	06/15/07	000863728	34623	67,780	49,620	18,160	26.8%	COPR	HORWITH	NDYX316074
05/16/07	06/15/07	000863729	34624	29,320	49,020	(19,700)	-67.2%	COPR	HORWITH	NDYX316074
05/16/07	06/15/07	000863730	34625	75,560	50,800	24,760	32.8%	COPR	HORWITH	JTLX30149
05/16/07	06/15/07	000863731	34626	38,280	52,120	(13,840)	-36.2%	COPR	HORWITH	JTLX30149
05/16/07	06/15/07	000863732	34627	38,300	50,820	(12,520)	-32.7%	COPR	HORWITH	JTLX30149
05/16/07	06/15/07	000863733	34628	68,420	49,640	18,780	27.4%	COPR	HORWITH	CHUX212
05/16/07	06/15/07	000863734	34629	67,260	50,100	17,160	25.5%	COPR	HORWITH	CHUX212
05/16/07	06/15/07	000863735	34630	34,000	49,720	(15,720)	-46.2%	COPR	HORWITH	CHUX212
05/16/07	06/15/07	000863736	34631	66,180	48,620	17,560	26.5%	COPR	HORWITH	NDYX316133
05/16/07	06/15/07	000863737	34632	66,840	48,240	18,600	27.8%	COPR	HORWITH	NDYX316133
05/16/07	06/15/07	000863738	34633	34,020	50,500	(16,480)	-48.4%	COPR	HORWITH	CHUX212
05/16/07	06/15/07	000863739	34634	18,100	49,020	(30,920)	-170.8%	COPR	HORWITH	NDYX316133
05/16/07	06/19/07	000863740	34635	46,320	50,480	(4,160)	-9.0%	COPR	HORWITH	TILX3189
05/16/07	06/19/07	000863741	34636	67,100	50,960	16,140	24.1%	COPR	HORWITH	TILX3189
05/16/07	06/19/07	000863742	34637	75,760	48,420	27,340	36.1%	COPR	HORWITH	TILX3189
05/16/07	06/19/07	000863743	34638	6,820	49,800	(42,980)	-630.2%	COPR	HORWITH	TILX3189
05/16/07	06/19/07	000863744	34639	61,360	48,900	12,460	20.3%	COPR	HORWITH	CHUX230
05/16/07	06/19/07	000863745	34640	33,820	49,840	(16,020)	-47.4%	COPR	HORWITH	CHUX230
05/16/07	06/19/07	000863746	34641	67,440	50,660	16,780	24.9%	COPR	HORWITH	CHUX230
05/16/07	06/15/07	000863747	34642	68,040	51,480	16,560	24.3%	COPR	HORWITH	JTLX30125
05/16/07	06/19/07	000863748	34643	33,820	50,460	(16,640)	-49.2%	COPR	HORWITH	CHUX230
05/16/07	06/15/07	000863749	34644	67,580	49,860	17,720	26.2%	COPR	HORWITH	JTLX30125
05/16/07	06/15/07	000863750	34645	32,460	51,560	(19,100)	-58.8%	COPR	HORWITH	JTLX30125
05/16/07	06/15/07	000863751	34646	32,460	49,880	(17,420)	-53.7%	COPR	HORWITH	JTLX30125
05/16/07	06/19/07	000863752	34647	76,160	49,880	26,280	34.5%	COPR	HORWITH	CEFX35847
05/16/07	06/19/07	000863753	34648	30,020	49,700	(19,680)	-65.6%	COPR	HORWITH	CEFX35847
05/16/07	06/19/07	000863754	34649	46,980	50,100	(3,120)	-6.6%	COPR	HORWITH	CHUX296
05/16/07	06/19/07	000863755	34650	69,300	49,900	19,400	28.0%	COPR	HORWITH	CHUX296
05/16/07	06/19/07	000863756	34651	66,320	51,600	14,720	22.2%	COPR	HORWITH	CHUX296
05/16/07	06/19/07	000863757	34652	13,360	51,020	(37,660)	-281.9%	COPR	HORWITH	CHUX296
05/16/07	06/15/07	000863758	34653	7,360	49,900	(42,540)	-578.0%	COPR	HORWITH	CHUX219
05/16/07	06/15/07	000863759	34654	76,120	48,440	27,680	36.4%	COPR	HORWITH	CHUX219
05/16/07	06/15/07	000863760	34655	68,040	50,440	17,600	25.9%	COPR	HORWITH	CHUX219
05/16/07	06/15/07	000863761	34656	42,740	49,520	(6,780)	-15.9%	COPR	HORWITH	CHUX219
05/16/07	06/15/07	000863762	34657	67,800	50,380	17,420	25.7%	COPR	HORWITH	CHUX215
05/16/07	06/15/07	000863763	34658	76,300	52,180	24,120	31.6%	COPR	HORWITH	CHUX215
05/16/07	06/15/07	000863764	34659	29,460	50,720	(21,260)	-72.2%	COPR	HORWITH	CHUX215
05/16/07	06/15/07	000863765	34660	30,140	51,120	(20,980)	-69.6%	COPR	HORWITH	CHUX215
05/16/07	06/15/07	000863766	34661	10,100	48,600	(38,500)	-381.2%	COPR	HORWITH	JTLX170
05/16/07	06/15/07	000863767	34662	67,740	50,580	17,160	25.3%	COPR	HORWITH	JTLX170
05/16/07	06/15/07	000863768	34663	66,520	49,780	16,740	25.2%	COPR	HORWITH	JTLX170
05/16/07	06/15/07	000863769	34664	53,080	51,200	1,880	3.5%	COPR	HORWITH	JTLX170
05/16/07	06/15/07	000863770	34665	10,060	52,040	(41,980)	-417.3%	COPR	HORWITH	CHUX143
05/16/07	06/15/07	000863771	34666	66,480	50,560	15,920	23.9%	COPR	HORWITH	CHUX143
05/16/07	06/15/07	000863772	34667	67,140	52,360	14,780	22.0%	COPR	HORWITH	CHUX143
05/16/07	06/15/07	000863773	34668	76,240	50,740	25,500	33.4%	COPR	HORWITH	JTLX30105
05/16/07	06/15/07	000863774	34669	57,240	50,020	7,220	12.6%	COPR	HORWITH	CHUX143
05/16/07	06/15/07	000863775	34670	37,160	51,340	(14,180)	-38.2%	COPR	HORWITH	JTLX30105
05/16/07	06/15/07	000863776	34671	66,660	50,700	15,960	23.9%	COPR	HORWITH	JTLX30105
05/16/07	06/15/07	000863777	34672	21,580	50,660	(29,080)	-134.8%	COPR	HORWITH	JTLX30105
05/16/07	06/19/07	000863778	34673	68,000	49,500	18,500	27.2%	COPR	HORWITH	CEFX35850
05/16/07	06/19/07	000863779	34674	67,460	52,160	15,300	22.7%	COPR	HORWITH	CEFX35850
05/16/07	06/19/07	000863780	34675	30,340	48,640	(18,300)	-60.3%	COPR	HORWITH	CEFX35850
05/16/07	06/19/07	000863781	34676	29,180	49,760	(20,580)	-70.5%	COPR	HORWITH	CEFX35850
05/16/07	06/15/07	000863782	34677	18,340	49,960	(31,620)	-172.4%	COPR	HORWITH	JTLX261
05/16/07	06/15/07	000863783	34678	48,240	50,540	(2,300)	-4.8%	COPR	HORWITH	JTLX261

HONEYWELL SA-7 USE HAZARDOUS WASTE TRACKING (2006)										
Date Shipped	Date of Return Manifest	State Manifest	Man. Doc #	Facilty Manifest Weight (lbs)	Estimated Weight (lbs)	Manifest - Estimate (lbs)	Manifest - Estimate (%)	Material	Transporter	RAILCAR #
05/17/07	06/15/07	000863784	34679	48,480	49,520	(1,040)	-2.1%	COPR	HORWITH	JTLX261
05/17/07	06/15/07	000863785	34680	81,120	50,460	30,660	37.8%	COPR	HORWITH	JTLX261
05/17/07	06/15/07	000863786	34681	47,400	48,640	(1,240)	-2.6%	COPR	HORWITH	NDYX316148
05/17/07	06/19/07	000863787	34682	76,340	52,000	24,340	31.9%	COPR	HORWITH	JTLX30111
05/17/07	06/19/07	000863791	34683	26,180	49,800	(23,620)	-90.2%	COPR	HORWITH	JTLX30111
05/17/07	06/19/07	000863798	34684	76,760	50,400	26,360	34.3%	COPR	HORWITH	JTLX30111
05/17/07	06/19/07	000863804	34685	18,540	50,620	(32,080)	-173.0%	COPR	HORWITH	JTLX30111
05/17/07	06/19/07	000859601	34686	50,140	50,720	(580)	-1.2%	COPR	HORWITH	CEFX35846
05/17/07	06/19/07	000859602	34687	65,920	51,240	14,680	22.3%	COPR	HORWITH	CEFX35846
05/17/07	06/19/07	000859603	34688	66,520	51,800	14,720	22.1%	COPR	HORWITH	CEFX35846
05/17/07	06/19/07	000863805	34689	19,360	51,600	(32,240)	-166.5%	COPR	HORWITH	CEFX35846
05/17/07	07/02/07	000863806	34690	76,880	49,340	27,540	35.8%	COPR	HORWITH	MHFX5672
05/17/07	07/02/07	000863807	34691	67,240	50,300	16,940	25.2%	COPR	HORWITH	MHFX5672
05/17/07	07/02/07	000863808	34692	29,400	51,620	(22,220)	-75.6%	COPR	HORWITH	MHFX5672
05/17/07	07/02/07	000863809	34693	30,060	48,800	(18,740)	-62.3%	COPR	HORWITH	MHFX5672
05/17/07	06/15/07	000863810	34694	76,400	50,460	25,940	34.0%	COPR	HORWITH	CHUX202
05/17/07	06/15/07	000863811	34695	36,820	49,040	(12,220)	-33.2%	COPR	HORWITH	CHUX202
05/17/07	06/15/07	000863812	34696	76,600	51,520	25,080	32.7%	COPR	HORWITH	CHUX202
05/17/07	06/15/07	000863813	34697	67,880	48,640	19,240	28.3%	COPR	HORWITH	NDYX316148
05/17/07	06/15/07	000863814	34698	47,080	48,000	(920)	-2.0%	COPR	HORWITH	NDYX316148
05/17/07	06/15/07	000863815	34699	27,500	48,620	(21,120)	-76.8%	COPR	HORWITH	NDYX316148
05/17/07	06/15/07	000863816	34700	9,160	50,880	(41,720)	-455.5%	COPR	HORWITH	CHUX202
05/17/07	06/15/07	000863817	34701	67,180	51,160	16,020	23.8%	COPR	HORWITH	CHUX318
05/17/07	06/15/07	000863818	34702	28,880	49,820	(20,940)	-72.5%	COPR	HORWITH	CHUX318
05/17/07	06/15/07	000863819	34703	68,300	48,560	19,740	28.9%	COPR	HORWITH	CHUX318
05/17/07	06/15/07	000863820	34704	28,880	49,800	(20,920)	-72.4%	COPR	HORWITH	CHUX318
05/17/07	06/15/07	000863821	34705	55,500	49,600	5,900	10.6%	COPR	HORWITH	NDYX316009
05/17/07	06/15/07	000863822	34706	64,400	49,540	14,860	23.1%	COPR	HORWITH	NDYX316009
05/17/07	06/15/07	000863823	34707	65,740	48,000	17,740	27.0%	COPR	HORWITH	NDYX316009
05/17/07	06/15/07	000863824	34708	5,360	49,080	(43,720)	-815.7%	COPR	HORWITH	NDYX316009
05/17/07	06/15/07	000863825	34709	61,740	51,840	9,900	16.0%	COPR	HORWITH	MHFX5600
05/17/07	06/15/07	000863826	34710	7,880	48,280	(40,400)	-512.7%	COPR	HORWITH	NDYX316194
05/17/07	06/15/07	000863827	34711	46,940	50,180	(3,240)	-6.9%	COPR	HORWITH	MHFX5600
05/17/07	06/15/07	000863828	34712	45,800	49,160	(3,360)	-7.3%	COPR	HORWITH	MHFX5600
05/17/07	06/15/07	000863829	34713	66,680	48,000	18,680	28.0%	COPR	HORWITH	NDYX316194
05/17/07	06/15/07	000863830	34714	47,880	50,940	(3,060)	-6.4%	COPR	HORWITH	MHFX5600
05/17/07	06/15/07	000863831	34715	77,180	50,060	27,120	35.1%	COPR	HORWITH	JTLX30140
05/17/07	06/15/07	000863832	34716	37,380	49,980	(12,600)	-33.7%	COPR	HORWITH	JTLX30140
05/17/07	06/15/07	000863833	34717	68,960	50,900	18,060	26.2%	COPR	HORWITH	JTLX30140
05/17/07	06/15/07	000863834	34718	10,580	49,940	(39,360)	-372.0%	COPR	HORWITH	JTLX30140
05/17/07	06/15/07	000863835	34719	66,040	49,400	16,640	25.2%	COPR	HORWITH	NDYX316194
05/17/07	06/15/07	000863836	34720	48,220	50,160	(1,940)	-4.0%	COPR	HORWITH	JTLX265
05/17/07	06/15/07	000863837	34721	68,360	51,340	17,020	24.9%	COPR	HORWITH	JTLX265
05/17/07	06/15/07	000863838	34722	49,940	48,900	1,040	2.1%	COPR	HORWITH	NDYX316194
05/17/07	06/15/07	000859604	34723	38,240	51,980	(13,740)	-35.9%	COPR	HORWITH	JTLX265
05/17/07	06/15/07	000859605	34724	76,160	50,180	25,980	34.1%	COPR	HORWITH	CHUX116
05/17/07	06/15/07	000859606	34725	38,240	50,840	(12,600)	-32.9%	COPR	HORWITH	JTLX265
05/17/07	06/15/07	000859607	34726	76,900	50,020	26,880	35.0%	COPR	HORWITH	CHUX116
05/17/07	06/15/07	000859609	34727	24,140	50,040	(25,900)	-107.3%	COPR	HORWITH	CHUX116
05/17/07	06/15/07	000859610	34728	24,820	50,260	(25,440)	-102.5%	COPR	HORWITH	CHUX116
05/17/07	06/15/07	000859611	34729	17,560	51,280	(33,720)	-192.0%	COPR	HORWITH	DJLX98531
05/17/07	06/15/07	000863849	34730	68,440	50,140	18,300	26.7%	COPR	HORWITH	DJLX98531
05/17/07	06/15/07	000863850	34731	75,960	49,440	26,520	34.9%	COPR	HORWITH	DJLX98531
05/17/07	06/15/07	000863851	34732	38,900	49,500	(10,600)	-27.2%	COPR	HORWITH	DJLX98531
05/17/07	06/15/07	000863852	34733	19,980	50,340	(30,360)	-152.0%	COPR	HORWITH	CEFX35834
05/17/07	06/15/07	000863853	34734	65,940	50,160	15,780	23.9%	COPR	HORWITH	CEFX35834
05/17/07	06/15/07	000863854	34735	67,040	52,060	14,980	22.3%	COPR	HORWITH	CEFX35834
05/17/07	07/03/07	000863855	34736	7,360	49,820	(42,460)	-576.9%	COPR	HORWITH	CEFX32088
05/17/07	06/15/07	000863856	34737	45,520	51,300	(5,780)	-12.7%	COPR	HORWITH	CEFX35834
05/17/07	07/03/07	000863857	34738	67,140	51,200	15,940	23.7%	COPR	HORWITH	CEFX32088
05/17/07	07/03/07	000863858	34739	66,280	50,100	16,180	24.4%	COPR	HORWITH	CEFX32088
05/17/07	06/19/07	000863859	34740	27,340	50,700	(23,360)	-85.4%	COPR	HORWITH	JTLX30116
05/17/07	07/03/07	000863860	34741	55,420	50,640	4,780	8.6%	COPR	HORWITH	CEFX32088
05/17/07	06/19/07	000863861	34742	76,420	50,560	25,860	33.8%	COPR	HORWITH	JTLX30116
05/18/07	06/19/07	000859612	34743	68,300	49,020	19,280	28.2%	COPR	HORWITH	NDYX316026
05/18/07	06/19/07	000859613	34744	76,540	49,280	27,260	35.6%	COPR	HORWITH	NDYX316026
05/18/07	06/19/07	000859614	34745	24,300	49,120	(24,820)	-102.1%	COPR	HORWITH	NDYX316026
05/18/07	06/19/07	000859615	34746	65,780	51,400	14,380	21.9%	COPR	HORWITH	JTLX30116
05/18/07	06/19/07	000859616	34747	30,000	50,520	(20,520)	-68.4%	COPR	HORWITH	JTLX30116
05/18/07	06/19/07	000859617	34748	36,680	50,480	(13,800)	-37.6%	COPR	HORWITH	CITX300027
05/18/07	06/19/07	000859618	34749	66,940	52,060	14,880	22.2%	COPR	HORWITH	CITX300027
05/18/07	06/19/07	000859619	34750	68,420	51,360	17,060	24.9%	COPR	HORWITH	CITX300027
05/18/07	06/19/07	000859620	34751	30,660	50,340	(19,680)	-64.2%	COPR	HORWITH	CITX300027
05/18/07	06/19/07	000859621	34752	24,320	49,800	(25,480)	-104.8%	COPR	HORWITH	NDYX316026
05/18/07	06/19/07	000859622	34753	36,000	51,640	(15,640)	-43.4%	COPR	HORWITH	CITX300013

Honeywell

HONEYWELL SA-7 USE HAZARDOUS WASTE TRACKING (2006)										
Date Shipped	Date of Return Manifest	State Manifest	Man. Doc #	Facilty Manifest Weight (lbs)	Estimated Weight (lbs)	Manifest - Estimate (lbs)	Manifest - Estimate (%)	Material	Transporter	RAILCAR #
05/18/07	06/19/07	000859623	34754	47,520	49,900	(2,380)	-5.0%	COPR	HORWITH	CITX300013
05/18/07	06/19/07	000859624	34755	48,880	49,500	(620)	-1.3%	COPR	HORWITH	CITX300013
05/18/07	06/19/07	000859625	34756	27,940	50,540	(22,600)	-80.9%	COPR	HORWITH	CHUX217
05/18/07	06/19/07	000859626	34757	65,700	50,740	14,960	22.8%	COPR	HORWITH	CITX300013
05/18/07	06/19/07	000859627	34758	68,360	50,800	17,560	25.7%	COPR	HORWITH	CHUX217
05/18/07	06/19/07	000863885	34759	77,060	51,460	25,600	33.2%	COPR	HORWITH	CHUX217
05/18/07	06/19/07	000863886	34760	26,680	50,260	(23,580)	-88.4%	COPR	HORWITH	CHUX217
05/18/07	06/19/07	000863887	34761	46,660	48,860	(2,200)	-4.7%	COPR	HORWITH	NDYX316024
05/18/07	06/19/07	000863888	34762	48,600	49,660	(1,060)	-2.2%	COPR	HORWITH	NDYX316024
05/18/07	06/19/07	000863889	34763	45,480	48,000	(2,520)	-5.5%	COPR	HORWITH	NDYX316024
05/18/07	06/19/07	000863890	34764	49,540	49,000	540	1.1%	COPR	HORWITH	JTLX80
05/18/07	06/19/07	000863891	34765	33,220	49,760	(16,540)	-49.8%	COPR	HORWITH	JTLX80
05/18/07	06/19/07	000863892	34766	76,680	50,900	25,780	33.6%	COPR	HORWITH	JTLX80
05/18/07	06/19/07	000863893	34767	33,220	50,900	(17,680)	-53.2%	COPR	HORWITH	JTLX80
05/18/07	06/19/07	000863894	34768	68,620	49,660	18,960	27.6%	COPR	HORWITH	NDYX320335
05/18/07	06/19/07	000863895	34769	66,580	48,900	17,680	26.6%	COPR	HORWITH	NDYX320335
05/18/07	06/19/07	000863896	34770	33,300	51,820	(18,520)	-55.6%	COPR	HORWITH	NDYX320335
05/18/07	06/19/07	000863897	34771	33,280	50,300	(17,020)	-51.1%	COPR	HORWITH	NDYX320335
05/18/07	06/19/07	000863898	34772	47,980	46,000	1,980	4.1%	COPR	HORWITH	NDYX316024
05/18/07	06/19/07	000863899	34773	37,580	49,880	(12,300)	-32.7%	COPR	HORWITH	CEFX35239
05/18/07	06/19/07	000863900	34774	76,900	49,700	27,200	35.4%	COPR	HORWITH	CEFX35239
05/18/07	06/19/07	000863901	34775	66,280	49,340	16,940	25.6%	COPR	HORWITH	CEFX35239
05/18/07	06/19/07	000863902	34776	12,000	49,980	(37,980)	-316.5%	COPR	HORWITH	CITX300020
05/18/07	06/19/07	000863903	34777	68,420	50,480	17,940	26.2%	COPR	HORWITH	CITX300020
05/18/07	06/19/07	000863904	34778	77,040	49,520	27,520	35.7%	COPR	HORWITH	CITX300020
05/18/07	06/19/07	000863905	34779	39,120	51,180	(12,060)	-30.8%	COPR	HORWITH	CITX300020
05/18/07	06/19/07	000863906	34780	47,340	49,880	(2,540)	-5.4%	COPR	HORWITH	NRLX585654
05/18/07	06/19/07	000863907	34781	66,560	50,280	16,280	24.5%	COPR	HORWITH	NRLX585654
05/18/07	06/19/07	000863908	34782	48,140	50,860	(2,720)	-5.7%	COPR	HORWITH	NRLX585654
05/18/07	06/19/07	000863909	34783	34,180	49,760	(15,580)	-45.6%	COPR	HORWITH	NRLX585654
05/18/07	06/19/07	000863910	34784	14,720	51,120	(36,400)	-247.3%	COPR	HORWITH	CEFX35239
05/18/07	06/19/07	000863911	34785	38,840	49,780	(10,940)	-28.2%	COPR	HORWITH	JTLX270
05/18/07	06/19/07	000863912	34786	46,920	51,660	(4,740)	-10.1%	COPR	HORWITH	JTLX270
05/18/07	06/19/07	000863913	34787	48,320	52,100	(3,780)	-7.8%	COPR	HORWITH	JTLX270
05/18/07	06/19/07	000863914	34788	68,140	52,320	15,820	23.2%	COPR	HORWITH	JTLX270
05/18/07	06/19/07	000863915	34789	77,060	51,140	25,920	33.6%	COPR	HORWITH	CHUX164
05/18/07	06/19/07	000863916	34790	76,400	50,180	26,220	34.3%	COPR	HORWITH	CHUX164
05/18/07	06/19/07	000863917	34791	23,720	50,660	(26,940)	-113.6%	COPR	HORWITH	CHUX164
05/18/07	06/19/07	000863918	34792	23,720	50,180	(26,460)	-111.6%	COPR	HORWITH	CHUX164
05/18/07	06/20/07	000863919	34793	29,080	51,360	(22,280)	-76.6%	COPR	HORWITH	DJLX98506
05/18/07	06/20/07	000863920	34794	69,080	50,800	18,280	26.5%	COPR	HORWITH	DJLX98506
05/18/07	06/20/07	000863921	34795	66,240	50,060	16,180	24.4%	COPR	HORWITH	DJLX98506
05/18/07	06/20/07	000863922	34796	33,400	50,200	(16,800)	-50.3%	COPR	HORWITH	DJLX98506
05/18/07	06/19/07	000863923	34797	53,400	49,800	3,600	6.7%	COPR	HORWITH	CHUX277
05/18/07	06/19/07	000863924	34798	66,520	50,980	15,540	23.4%	COPR	HORWITH	CHUX277
05/18/07	06/15/07	000863925	34799	21,420	51,900	(30,480)	-142.3%	COPR	HORWITH	CHUX104
05/18/07	06/19/07	000863926	34800	47,380	49,740	(2,360)	-5.0%	COPR	HORWITH	CHUX277
05/18/07	06/19/07	000863927	34801	30,680	51,720	(21,040)	-68.6%	COPR	HORWITH	CHUX277
05/18/07	06/15/07	000863928	34802	67,280	49,960	17,320	25.7%	COPR	HORWITH	CHUX104
05/18/07	06/15/07	000863929	34803	47,140	50,140	(3,000)	-6.4%	COPR	HORWITH	CHUX104
05/18/07	06/15/07	000863930	34804	58,920	47,000	11,920	20.2%	COPR	HORWITH	CHUX104
05/18/07	06/15/07	000863931	34805	34,240	51,200	(16,960)	-49.5%	COPR	HORWITH	JTLX273
05/18/07	06/15/07	000863932	34806	48,320	50,920	(2,600)	-5.4%	COPR	HORWITH	JTLX273
05/18/07	06/15/07	000863933	34807	68,680	50,040	18,640	27.1%	COPR	HORWITH	JTLX273
05/18/07	06/15/07	000863934	34808	50,840	51,580	(740)	-1.5%	COPR	HORWITH	JTLX273
05/21/07	06/25/07	000863935	34809	22,960	50,680	(27,720)	-120.7%	COPR	HORWITH	CHUX281
05/21/07	06/25/07	000863936	34810	77,360	48,660	28,700	37.1%	COPR	HORWITH	CHUX281
05/21/07	06/25/07	000863937	34811	76,740	49,680	27,060	35.3%	COPR	HORWITH	CHUX281
05/21/07	06/25/07	000863938	34812	18,560	50,000	(31,440)	-169.4%	COPR	HORWITH	CHUX281
05/21/07	06/20/07	000863939	34813	30,780	51,700	(20,920)	-68.0%	COPR	HORWITH	JTLX30151
05/21/07	06/20/07	000863940	34814	48,300	51,840	(3,540)	-7.3%	COPR	HORWITH	JTLX30151
05/21/07	06/20/07	000863941	34815	67,940	49,060	18,880	27.8%	COPR	HORWITH	JTLX30151
05/21/07	06/20/07	000863942	34816	51,260	49,600	1,660	3.2%	COPR	HORWITH	JTLX30151
05/21/07	06/20/07	000863943	34817	25,240	48,000	(22,760)	-90.2%	COPR	HORWITH	CHUX313
05/21/07	06/20/07	000863944	34818	68,660	50,520	18,140	26.4%	COPR	HORWITH	CHUX313
05/21/07	06/20/07	000863945	34819	75,720	50,420	25,300	33.4%	COPR	HORWITH	CHUX313
05/21/07	06/20/07	000863946	34820	25,140	50,580	(25,440)	-101.2%	COPR	HORWITH	CHUX313
05/21/07	06/20/07	000863947	34821	42,780	52,100	(9,320)	-21.8%	COPR	HORWITH	CHUX255
05/21/07	06/20/07	000863948	34822	67,160	51,200	15,960	23.8%	COPR	HORWITH	CHUX255
05/21/07	06/20/07	000863949	34823	67,780	50,340	17,440	25.7%	COPR	HORWITH	CHUX255
05/21/07	06/20/07	000863950	34824	26,200	51,300	(25,100)	-95.8%	COPR	HORWITH	CHUX255
05/21/07	06/20/07	000863951	34825	43,060	50,020	(6,960)	-16.2%	COPR	HORWITH	MHFX5734
05/21/07	06/20/07	000863952	34826	48,660	50,540	(1,880)	-3.9%	COPR	HORWITH	MHFX5734
05/21/07	06/20/07	000863953	34827	66,820	50,820	16,000	23.9%	COPR	HORWITH	MHFX5734

Honeywell

HONEYWELL SA-7 USE HAZARDOUS WASTE TRACKING (2006)										
Date Shipped	Date of Return Manifest	State Manifest	Man. Doc #	Facilty Manifest Weight (lbs)	Estimated Weight (lbs)	Manifest - Estimate (lbs)	Manifest - Estimate (%)	Material	Transporter	RAILCAR #
05/21/07	06/20/07	000863954	34828	36,900	49,280	(12,380)	-33.6%	COPR	HORWITH	MHFX5734
05/21/07	06/20/07	000863955	34829	64,780	51,300	13,480	20.8%	COPR	HORWITH	CEFX32118
05/21/07	06/20/07	000863956	34830	11,020	48,740	(37,720)	-342.3%	COPR	HORWITH	CEFX32118
05/21/07	06/20/07	000863957	34831	47,840	48,660	(820)	-1.7%	COPR	HORWITH	CEFX32118
05/21/07	06/20/07	000863959	34832	68,860	46,640	22,220	32.3%	COPR	HORWITH	CEFX32118
05/21/07	06/20/07	000863960	34833	12,340	47,540	(35,200)	-285.3%	COPR	HORWITH	CEFX35836
05/21/07	06/20/07	000863961	34834	76,680	50,500	26,180	34.1%	COPR	HORWITH	CEFX35836
05/21/07	06/20/07	000863962	34835	76,660	47,780	28,880	37.7%	COPR	HORWITH	CEFX35836
05/21/07	06/20/07	000863963	34836	29,580	49,660	(20,080)	-67.9%	COPR	HORWITH	CEFX35836
05/21/07	06/20/07	000863964	34837	36,160	50,320	(14,160)	-39.2%	COPR	HORWITH	HLMX1162
05/21/07	06/20/07	000863965	34838	68,800	50,460	18,340	26.7%	COPR	HORWITH	HLMX1162
05/21/07	06/20/07	000863966	34839	67,000	50,640	16,360	24.4%	COPR	HORWITH	HLMX1162
05/21/07	06/20/07	000863967	34840	46,440	50,340	(3,900)	-8.4%	COPR	HORWITH	CEFX33540
05/21/07	06/20/07	000863968	34841	18,000	49,740	(31,740)	-176.3%	COPR	HORWITH	HLMX1162
05/21/07	06/20/07	000863969	34842	48,700	51,220	(2,520)	-5.2%	COPR	HORWITH	CEFX33540
05/21/07	06/20/07	000863970	34843	67,000	50,560	16,440	24.5%	COPR	HORWITH	CEFX33540
05/21/07	06/20/07	000863971	34844	35,960	51,640	(15,680)	-43.6%	COPR	HORWITH	CEFX33540
05/21/07	06/20/07	000863972	34845	11,980	48,960	(36,980)	-308.7%	COPR	HORWITH	CEFX31070
05/21/07	06/20/07	000863973	34846	47,740	48,720	(980)	-2.1%	COPR	HORWITH	CEFX31070
05/21/07	06/20/07	000863974	34847	6,600	49,760	(43,160)	-653.9%	COPR	HORWITH	CEFX31070
05/21/07	06/20/07	000863975	34848	126,320	48,200	78,120	61.8%	COPR	HORWITH	CEFX31070
05/21/07	06/20/07	000863976	34849	16,360	48,940	(32,580)	-199.1%	COPR	HORWITH	CEFX35242
05/21/07	06/20/07	000863977	34850	48,180	50,100	(1,920)	-4.0%	COPR	HORWITH	CEFX35242
05/21/07	06/20/07	000863978	34851	66,960	48,860	18,100	27.0%	COPR	HORWITH	CEFX35242
05/21/07	06/20/07	000863979	34852	63,680	50,860	12,820	20.1%	COPR	HORWITH	CEFX35242
05/21/07	07/03/07	000863980	34853	22,420	51,980	(29,560)	-131.8%	COPR	HORWITH	CEFX31031
05/21/07	07/03/07	000863981	34854	47,960	52,080	(4,120)	-8.6%	COPR	HORWITH	CEFX31031
05/21/07	07/03/07	000863982	34855	46,720	51,340	(4,620)	-9.9%	COPR	HORWITH	CEFX31031
05/21/07	07/03/07	000863983	34856	97,160	50,220	46,940	48.3%	COPR	HORWITH	CEFX31031
05/21/07	06/25/07	000863984	34857	27,540	50,080	(22,540)	-81.8%	COPR	HORWITH	CHUX110
05/21/07	06/25/07	000863985	34858	75,740	51,260	24,480	32.3%	COPR	HORWITH	CHUX110
05/21/07	06/25/07	000863986	34859	67,180	51,320	15,860	23.6%	COPR	HORWITH	CHUX110
05/21/07	06/25/07	000863987	34860	23,820	51,440	(27,620)	-116.0%	COPR	HORWITH	CHUX110
05/21/07	06/25/07	000863988	34861	8,020	51,760	(43,740)	-545.4%	COPR	HORWITH	JTLX30106
05/21/07	06/25/07	000863989	34862	76,080	50,260	25,820	33.9%	COPR	HORWITH	JTLX30106
05/21/07	06/25/07	000863990	34863	68,280	49,420	18,860	27.6%	COPR	HORWITH	JTLX30106
05/21/07	06/25/07	000863991	34864	45,620	50,820	(5,200)	-11.4%	COPR	HORWITH	JTLX30106
05/21/07	06/25/07	000863992	34865	21,460	50,600	(29,140)	-135.8%	COPR	HORWITH	CHUX124
05/21/07	06/25/07	000863993	34866	68,040	48,600	19,440	28.6%	COPR	HORWITH	CHUX124
05/21/07	06/25/07	000863994	34867	43,040	52,420	(9,380)	-21.8%	COPR	HORWITH	CHUX124
05/21/07	06/25/07	000863995	34868	67,380	51,560	15,820	23.5%	COPR	HORWITH	CHUX124
05/21/07	06/25/07	000863996	34869	46,140	50,820	(4,680)	-10.1%	COPR	HORWITH	CHUX250
05/21/07	06/25/07	000863997	34870	23,180	50,540	(27,360)	-118.0%	COPR	HORWITH	CHUX250
05/21/07	06/25/07	000863998	34871	46,800	50,880	(4,080)	-8.7%	COPR	HORWITH	CHUX250
05/21/07	06/25/07	000863999	34872	14,740	50,140	(35,400)	-240.2%	COPR	HORWITH	JTLX30118
05/21/07	06/25/07	000864000	34873	80,260	48,000	32,260	40.2%	COPR	HORWITH	CHUX250
05/21/07	06/25/07	000864001	34874	67,320	50,260	17,060	25.3%	COPR	HORWITH	JTLX30118
05/21/07	06/25/07	000864002	34875	76,240	51,240	25,000	32.8%	COPR	HORWITH	JTLX30118
05/21/07	06/25/07	000864003	34876	39,620	52,000	(12,380)	-31.2%	COPR	HORWITH	JTLX30118
05/21/07	06/19/07	000864004	34877	66,740	51,500	15,240	22.8%	COPR	HORWITH	CHUX294
05/21/07	06/19/07	000864005	34878	67,020	49,600	17,420	26.0%	COPR	HORWITH	CHUX294
05/22/07	07/02/07	000864006	34879	23,720	49,360	(25,640)	-108.1%	COPR	HORWITH	NDYX316170
05/22/07	07/02/07	000864007	34880	47,040	49,400	(2,360)	-5.0%	COPR	HORWITH	NDYX316170
05/22/07	07/02/07	000864008	34881	47,980	49,680	(1,700)	-3.5%	COPR	HORWITH	NDYX316170
05/22/07	07/03/07	000864009	34882	67,320	51,260	16,060	23.9%	COPR	HORWITH	JTLX30120
05/22/07	07/03/07	000864010	34883	76,740	50,320	26,420	34.4%	COPR	HORWITH	JTLX30120
05/22/07	07/03/07	000864011	34884	29,440	51,660	(22,220)	-75.5%	COPR	HORWITH	JTLX30120
05/22/07	07/03/07	000864012	34885	29,440	51,580	(22,140)	-75.2%	COPR	HORWITH	JTLX30120
05/22/07	06/25/07	000864013	34886	30,000	51,100	(21,100)	-70.3%	COPR	HORWITH	CHUX203
05/22/07	06/25/07	000864014	34887	67,860	50,720	17,140	25.3%	COPR	HORWITH	CHUX203
05/22/07	06/25/07	000864015	34888	76,420	49,920	26,500	34.7%	COPR	HORWITH	CHUX203
05/22/07	06/25/07	000859813	34889	30,140	50,140	(20,000)	-66.4%	COPR	HORWITH	CHUX203
05/22/07	06/25/07	000859814	34890	36,840	49,920	(13,080)	-35.5%	COPR	HORWITH	MHFX5681
05/22/07	07/02/07	000859815	34891	72,140	49,260	22,880	31.7%	COPR	HORWITH	NDYX316170
05/22/07	06/25/07	000859816	34892	75,820	51,900	23,920	31.5%	COPR	HORWITH	MHFX5681
05/22/07	06/25/07	000859817	34893	67,220	50,440	16,780	25.0%	COPR	HORWITH	MHFX5681
05/22/07	06/25/07	000859818	34894	15,700	51,080	(35,380)	-225.4%	COPR	HORWITH	MHFX5681
05/22/07	07/03/07	000859819	34895	52,600	51,680	920	1.7%	COPR	HORWITH	CHUX254
05/22/07	07/03/07	000859820	34896	67,020	50,860	16,160	24.1%	COPR	HORWITH	CHUX254
05/22/07	07/03/07	000859821	34897	66,120	51,600	14,520	22.0%	COPR	HORWITH	CHUX254
05/22/07	07/03/07	000859822	34898	22,800	51,760	(28,960)	-127.0%	COPR	HORWITH	CHUX254
05/22/07	07/03/07	000859823	34899	27,240	50,900	(23,660)	-86.9%	COPR	HORWITH	CHUX178
05/22/07	07/03/07	000859824	34900	76,340	51,760	24,580	32.2%	COPR	HORWITH	CHUX178
05/22/07	07/03/07	000859825	34901	76,120	50,160	25,960	34.1%	COPR	HORWITH	CHUX178

Honeywell

HONEYWELL SA-7 USE HAZARDOUS WASTE TRACKING (2006)										
Date Shipped	Date of Return Manifest	State Manifest	Man. Doc #	Facilty Manifest Weight (lbs)	Estimated Weight (lbs)	Manifest - Estimate (lbs)	Manifest - Estimate (%)	Material	Transporter	RAILCAR #
05/22/07	07/03/07	000859826	34902	20,680	50,060	(29,380)	-142.1%	COPR	HORWITH	CHUX178
05/22/07	06/20/07	000859830	34903	4,820	50,160	(45,340)	-940.7%	COPR	HORWITH	MHFX5774
05/22/07	06/20/07	000859831	34904	38,000	50,640	(12,640)	-33.3%	COPR	HORWITH	MHFX5774
05/22/07	06/20/07	000859832	34905	76,640	51,080	25,560	33.4%	COPR	HORWITH	MHFX5774
05/22/07	06/20/07	000859833	34906	76,960	51,760	25,200	32.7%	COPR	HORWITH	MHFX5774
05/22/07	07/03/07	000859638	34907	76,440	51,660	24,780	32.4%	COPR	HORWITH	CEFX35799
05/22/07	07/03/07	000859639	34908	30,460	50,780	(20,320)	-66.7%	COPR	HORWITH	CEFX35799
05/22/07	07/03/07	000859640	34909	67,200	49,320	17,880	26.6%	COPR	HORWITH	CEFX35799
05/22/07	07/03/07	000859641	34910	29,940	51,500	(21,560)	-72.0%	COPR	HORWITH	CEFX35799
05/22/07	06/19/07	000864021	34911	37,480	51,500	(14,020)	-37.4%	COPR	HORWITH	CEFX33446
05/22/07	06/19/07	000864022	34912	76,140	50,920	25,220	33.1%	COPR	HORWITH	CEFX33446
05/22/07	06/19/07	000864023	34913	76,060	51,780	24,280	31.9%	COPR	HORWITH	CEFX33446
05/22/07	06/19/07	000864024	34914	16,060	51,240	(35,180)	-219.1%	COPR	HORWITH	CEFX33446
05/22/07	06/19/07	000864025	34915	33,060	50,640	(17,580)	-53.2%	COPR	HORWITH	CHUX294
05/22/07	06/19/07	000864026	34916	60,400	49,360	11,040	18.3%	COPR	HORWITH	NDYX316039
05/22/07	06/19/07	000864027	34917	33,060	51,120	(18,060)	-54.6%	COPR	HORWITH	CHUX294
05/22/07	06/25/07	000864028	34918	75,680	50,040	25,640	33.9%	COPR	HORWITH	NDYX320471
05/22/07	06/19/07	000864029	34919	68,580	49,840	18,740	27.3%	COPR	HORWITH	NDYX316039
05/22/07	06/25/07	000864030	34920	53,700	51,820	1,880	3.5%	COPR	HORWITH	NDYX320471
05/22/07	06/25/07	000864031	34921	33,820	50,380	(16,560)	-49.0%	COPR	HORWITH	NDYX320471
05/22/07	06/25/07	000864032	34922	44,360	51,020	(6,660)	-15.0%	COPR	HORWITH	HLMX1102
05/22/07	06/25/07	000864033	34923	67,700	50,980	16,720	24.7%	COPR	HORWITH	HLMX1102
05/22/07	06/25/07	000864034	34924	33,800	51,760	(17,960)	-53.1%	COPR	HORWITH	NDYX320471
05/22/07	06/25/07	000864035	34925	76,640	51,240	25,400	33.1%	COPR	HORWITH	HLMX1102
05/22/07	06/25/07	000864036	34926	13,420	51,060	(37,640)	-280.5%	COPR	HORWITH	HLMX1102
05/22/07	06/20/07	000864037	34927	66,920	51,040	15,880	23.7%	COPR	HORWITH	NDYX320472
05/22/07	06/20/07	000864038	34928	76,340	52,020	24,320	31.9%	COPR	HORWITH	NDYX320472
05/22/07	06/20/07	000864039	34929	33,540	50,960	(17,420)	-51.9%	COPR	HORWITH	NDYX320472
05/22/07	06/19/07	000864040	34930	32,900	49,700	(16,800)	-51.1%	COPR	HORWITH	NDYX316039
05/22/07	07/03/07	000859844	34931	68,080	50,320	17,760	26.1%	COPR	HORWITH	JTLX30101
05/22/07	07/03/07	000859845	34932	66,940	51,080	15,860	23.7%	COPR	HORWITH	JTLX30101
05/22/07	07/03/07	000859846	34933	33,280	50,460	(17,180)	-51.6%	COPR	HORWITH	JTLX30101
05/22/07	07/02/07	000859847	34934	45,720	50,040	(4,320)	-9.4%	COPR	HORWITH	NDYX316246
05/22/07	07/03/07	000859848	34935	33,300	50,660	(17,360)	-52.1%	COPR	HORWITH	JTLX30101
05/22/07	07/03/07	000859849	34936	18,240	51,020	(32,780)	-179.7%	COPR	HORWITH	CEFX300128
05/22/07	07/02/07	000859850	34937	46,860	49,720	(2,860)	-6.1%	COPR	HORWITH	NDYX316246
05/22/07	07/03/07	000859851	34938	48,000	50,720	(2,720)	-5.7%	COPR	HORWITH	CEFX300128
05/22/07	07/02/07	000859852	34939	47,400	49,800	(2,400)	-5.1%	COPR	HORWITH	NDYX316246
05/22/07	07/02/07	000859853	34940	64,160	50,320	13,840	21.6%	COPR	HORWITH	NDYX316246
05/22/07	07/03/07	000859854	34941	46,700	50,960	(4,260)	-9.1%	COPR	HORWITH	CEFX300128
05/22/07	07/03/07	000859855	34942	36,580	50,960	(14,380)	-39.3%	COPR	HORWITH	CHUX125
05/22/07	07/03/07	000859856	34943	89,260	51,080	38,180	42.8%	COPR	HORWITH	CEFX300128
05/22/07	07/03/07	000859857	34944	66,840	50,580	16,260	24.3%	COPR	HORWITH	CHUX125
05/22/07	06/19/07	000859858	34945	32,920	48,900	(15,980)	-48.5%	COPR	HORWITH	NDYX316039
05/22/07	06/20/07	000859859	34946	33,540	51,180	(17,640)	-52.6%	COPR	HORWITH	NDYX320472
05/22/07	07/03/07	000859860	34947	67,540	50,540	17,000	25.2%	COPR	HORWITH	CHUX125
05/22/07	07/03/07	000859861	34948	27,380	50,520	(23,140)	-84.5%	COPR	HORWITH	CHUX125
05/23/07	06/20/07	000864041	34949	64,100	51,960	12,140	18.9%	COPR	HORWITH	JTLX74
05/23/07	06/20/07	000864042	34950	37,280	49,360	(12,080)	-32.4%	COPR	HORWITH	NDYX316052
05/23/07	06/20/07	000864043	34951	66,320	50,440	15,880	23.9%	COPR	HORWITH	JTLX74
05/23/07	06/20/07	000864044	34952	67,120	51,340	15,780	23.5%	COPR	HORWITH	JTLX74
05/23/07	06/20/07	000864045	34953	68,300	49,540	18,760	27.5%	COPR	HORWITH	NDYX316052
05/23/07	06/20/07	000864046	34954	9,940	50,500	(40,560)	-408.0%	COPR	HORWITH	JTLX74
05/23/07	06/20/07	000864047	34955	75,780	50,020	25,760	34.0%	COPR	HORWITH	NDYX320329
05/23/07	06/20/07	000864048	34956	68,300	50,760	17,540	25.7%	COPR	HORWITH	NDYX320329
05/23/07	06/20/07	000864049	34957	26,920	50,660	(23,740)	-88.2%	COPR	HORWITH	NDYX320329
05/23/07	06/20/07	000864050	34958	26,920	51,900	(24,980)	-92.8%	COPR	HORWITH	NDYX320329
05/23/07	06/20/07	000864051	34959	13,460	51,740	(38,280)	-284.4%	COPR	HORWITH	NDYX320346
05/23/07	06/20/07	000864052	34960	67,460	52,060	15,400	22.8%	COPR	HORWITH	NDYX320346
05/23/07	06/20/07	000864053	34961	67,560	49,740	17,820	26.4%	COPR	HORWITH	NDYX316052
05/23/07	06/20/07	000864054	34962	66,880	52,080	14,800	22.1%	COPR	HORWITH	NDYX320346
05/23/07	06/20/07	000864055	34963	59,380	51,040	8,340	14.0%	COPR	HORWITH	NDYX320346
05/23/07	06/20/07	000864056	34964	45,100	49,960	(4,860)	-10.8%	COPR	HORWITH	NDYX316053
05/23/07	06/20/07	000864057	34965	48,860	49,560	(700)	-1.4%	COPR	HORWITH	NDYX316053
05/23/07	06/20/07	000864058	34966	17,860	48,900	(31,040)	-173.8%	COPR	HORWITH	NDYX316052
05/23/07	06/20/07	000864059	34967	50,800	51,280	(480)	-0.9%	COPR	HORWITH	JTLX278
05/23/07	06/20/07	000864060	34968	47,980	51,580	(3,600)	-7.5%	COPR	HORWITH	JTLX278
05/23/07	06/20/07	000864061	34969	40,980	50,900	(9,920)	-24.2%	COPR	HORWITH	JTLX278
05/23/07	06/20/07	000864062	34970	64,900	50,760	14,140	21.8%	COPR	HORWITH	JTLX278
05/23/07	06/20/07	000864063	34971	49,400	48,020	1,380	2.8%	COPR	HORWITH	NDYX316053
05/23/07	06/25/07	000864064	34972	51,060	52,220	(1,160)	-2.3%	COPR	HORWITH	CHUX197
05/23/07	06/25/07	000864065	34973	76,120	50,400	25,720	33.8%	COPR	HORWITH	CHUX197
05/23/07	06/20/07	000864066	34974	49,180	48,000	1,180	2.4%	COPR	HORWITH	NDYX316053
05/23/07	06/25/07	000864067	34975	62,980	48,280	14,700	23.3%	COPR	HORWITH	NDYX316179

Honeywell

HONEYWELL SA-7 USE HAZARDOUS WASTE TRACKING (2006)										
Date Shipped	Date of Return Manifest	State Manifest	Man. Doc #	Facilty Manifest Weight (lbs)	Estimated Weight (lbs)	Manifest - Estimate (lbs)	Manifest - Estimate (%)	Material	Transporter	RAILCAR #
05/23/07	06/25/07	000864068	34976	67,260	51,020	16,240	24.1%	COPR	HORWITH	CHUX197
05/23/07	06/25/07	000864069	34977	12,900	51,300	(38,400)	-297.7%	COPR	HORWITH	CHUX197
05/23/07	06/25/07	000864070	34978	67,920	49,800	18,120	26.7%	COPR	HORWITH	NDYX316179
05/23/07	06/25/07	000864071	34979	31,000	48,980	(17,980)	-58.0%	COPR	HORWITH	NDYX316179
05/23/07	06/20/07	000864072	34980	13,040	50,120	(37,080)	-284.4%	COPR	HORWITH	JTLX30146
05/23/07	06/20/07	000864073	34981	67,020	50,000	17,020	25.4%	COPR	HORWITH	JTLX30146
05/23/07	06/20/07	000864074	34982	75,660	49,940	25,720	34.0%	COPR	HORWITH	JTLX30146
05/23/07	06/25/07	000864075	34983	31,000	48,880	(17,880)	-57.7%	COPR	HORWITH	NDYX316179
05/23/07	06/20/07	000864076	34984	44,420	51,600	(7,180)	-16.2%	COPR	HORWITH	JTLX30146
05/23/07	07/03/07	000864077	34985	26,640	49,640	(23,000)	-86.3%	COPR	HORWITH	JTLX30136
05/23/07	07/03/07	000864078	34986	47,640	52,040	(4,400)	-9.2%	COPR	HORWITH	JTLX30136
05/23/07	07/03/07	000864079	34987	68,720	50,600	18,120	26.4%	COPR	HORWITH	JTLX30136
05/23/07	07/03/07	000864080	34988	60,080	52,180	7,900	13.1%	COPR	HORWITH	JTLX30136
05/23/07	06/20/07	000864081	34989	46,620	48,040	(1,420)	-3.0%	COPR	HORWITH	NDYX316075
05/23/07	07/03/07	000864082	34990	66,960	51,960	15,000	22.4%	COPR	HORWITH	JTLX30153
05/23/07	07/03/07	000864083	34991	16,020	50,600	(34,580)	-215.9%	COPR	HORWITH	JTLX30153
05/23/07	06/20/07	000864084	34992	47,060	48,600	(1,540)	-3.3%	COPR	HORWITH	NDYX316075
05/23/07	06/20/07	000864085	34993	47,000	47,800	(800)	-1.7%	COPR	HORWITH	NDYX316075
05/23/07	07/03/07	000864086	34994	47,920	49,340	(1,420)	-3.0%	COPR	HORWITH	JTLX30153
05/23/07	07/03/07	000864087	34995	69,120	50,060	19,060	27.6%	COPR	HORWITH	JTLX30153
05/23/07	06/20/07	000864088	34996	54,240	48,800	5,440	10.0%	COPR	HORWITH	NDYX316075
05/23/07	07/10/07	000864089	34997	17,940	50,600	(32,660)	-182.1%	COPR	HORWITH	NDYX320318
05/23/07	07/10/07	000864090	34998	76,620	50,240	26,380	34.4%	COPR	HORWITH	NDYX320318
05/23/07	07/10/07	000864091	34999	76,540	50,480	26,060	34.0%	COPR	HORWITH	NDYX320318
05/23/07	07/10/07	000864092	35000	31,280	50,320	(19,040)	-60.9%	COPR	HORWITH	NDYX320318
05/23/07	07/12/07	000864093	35001	13,140	50,460	(37,320)	-284.0%	COPR	HORWITH	CHUX150
05/23/07	07/12/07	000864094	35002	67,120	49,920	17,200	25.6%	COPR	HORWITH	CHUX150
05/23/07	07/12/07	000864095	35003	67,160	50,880	16,280	24.2%	COPR	HORWITH	CHUX150
05/23/07	07/12/07	000864096	35004	50,760	50,000	760	1.5%	COPR	HORWITH	CHUX150
05/23/07	06/20/07	000864097	35005	23,340	50,900	(27,560)	-118.1%	COPR	HORWITH	JTLX30156
05/23/07	06/20/07	000864098	35006	66,320	50,420	15,900	24.0%	COPR	HORWITH	JTLX30156
05/23/07	06/20/07	000864099	35007	46,040	51,320	(5,280)	-11.5%	COPR	HORWITH	JTLX30156
05/23/07	06/20/07	000864100	35008	65,840	51,240	14,600	22.2%	COPR	HORWITH	JTLX30156
05/23/07	06/20/07	000864101	35009	23,920	49,720	(25,800)	-107.9%	COPR	HORWITH	CITX300107
05/23/07	06/20/07	000864102	35010	67,520	52,160	15,360	22.7%	COPR	HORWITH	CITX300107
05/23/07	06/20/07	000864103	35011	67,900	50,680	17,220	25.4%	COPR	HORWITH	JTLX30109
05/23/07	06/20/07	000864104	35012	68,020	51,760	16,260	23.9%	COPR	HORWITH	CITX300107
05/23/07	06/20/07	000864105	35013	43,320	51,460	(8,140)	-18.8%	COPR	HORWITH	CITX300107
05/23/07	06/20/07	000864106	35014	11,520	51,980	(40,460)	-351.2%	COPR	HORWITH	HLMX1101
05/23/07	06/20/07	000864107	35015	46,880	51,600	(4,720)	-10.1%	COPR	HORWITH	HLMX1101
05/23/07	06/20/07	000864108	35016	67,640	51,400	16,240	24.0%	COPR	HORWITH	HLMX1101
05/23/07	06/20/07	000864109	35017	12,280	50,900	(38,620)	-314.5%	COPR	HORWITH	JTLX30109
05/23/07	06/20/07	000864110	35018	77,160	51,140	26,020	33.7%	COPR	HORWITH	HLMX1101
05/24/07	06/20/07	000864111	35019	67,340	49,520	17,820	26.5%	COPR	HORWITH	JTLX30109
05/24/07	06/20/07	000864112	35020	52,320	49,900	2,420	4.6%	COPR	HORWITH	JTLX30109
05/24/07	06/20/07	000864113	35021	46,780	50,340	(3,560)	-7.6%	COPR	HORWITH	MHFX5638
05/24/07	06/20/07	000864114	35022	66,620	51,740	14,880	22.3%	COPR	HORWITH	MHFX5638
05/24/07	06/20/07	000864115	35023	8,420	49,840	(41,420)	-491.9%	COPR	HORWITH	JTLX268
05/24/07	06/20/07	000864116	35024	46,980	50,340	(3,360)	-7.2%	COPR	HORWITH	MHFX5638
05/24/07	06/20/07	000864117	35025	38,900	50,880	(11,980)	-30.8%	COPR	HORWITH	MHFX5638
05/24/07	06/20/07	000864118	35026	18,180	50,760	(32,580)	-179.2%	COPR	HORWITH	CEFX33358
05/24/07	06/20/07	000864119	35027	76,340	49,680	26,660	34.9%	COPR	HORWITH	JTLX268
05/24/07	06/20/07	000864120	35028	76,920	51,520	25,400	33.0%	COPR	HORWITH	JTLX268
05/24/07	06/20/07	000864121	35029	35,220	50,700	(15,480)	-44.0%	COPR	HORWITH	JTLX268
05/24/07	06/20/07	000864122	35030	48,580	51,860	(3,280)	-6.8%	COPR	HORWITH	CEFX33358
05/24/07	06/20/07	000864123	35031	69,000	49,340	19,660	28.5%	COPR	HORWITH	CEFX33358
05/24/07	06/20/07	000864124	35032	68,180	51,780	16,400	24.1%	COPR	HORWITH	CEFX33358
05/24/07	06/20/07	000864125	35033	56,300	50,140	6,160	10.9%	COPR	HORWITH	MHFX5654
05/24/07	06/20/07	000864126	35034	46,720	51,480	(4,760)	-10.2%	COPR	HORWITH	MHFX5654
05/24/07	06/20/07	000864127	35035	29,680	49,520	(19,840)	-66.8%	COPR	HORWITH	MHFX5654
05/24/07	06/20/07	000864128	35036	48,060	50,580	(2,520)	-5.2%	COPR	HORWITH	HLMX1103
05/24/07	06/20/07	000864129	35037	48,460	50,160	(1,700)	-3.5%	COPR	HORWITH	HLMX1103
05/24/07	06/20/07	000864130	35038	67,260	52,060	15,200	22.6%	COPR	HORWITH	MHFX5654
05/24/07	06/20/07	000864131	35039	68,280	51,760	16,520	24.2%	COPR	HORWITH	HLMX1103
05/24/07	06/20/07	000864132	35040	67,080	50,460	16,620	24.8%	COPR	HORWITH	JTLX30168
05/24/07	06/20/07	000864133	35041	39,560	48,960	(9,400)	-23.8%	COPR	HORWITH	HLMX1103
05/24/07	06/20/07	000864134	35042	66,980	51,220	15,760	23.5%	COPR	HORWITH	CEFX35248
05/24/07	06/20/07	000864135	35043	14,660	50,420	(35,760)	-243.9%	COPR	HORWITH	CEFX35248
05/24/07	06/20/07	000864136	35044	67,620	48,000	19,620	29.0%	COPR	HORWITH	CEFX35248
05/24/07	06/20/07	000864137	35045	46,720	51,040	(4,320)	-9.2%	COPR	HORWITH	CEFX35248
05/24/07	06/20/07	000864138	35046	76,420	49,100	27,320	35.7%	COPR	HORWITH	JTLX30168
05/24/07	06/20/07	000864139	35047	28,840	49,900	(21,060)	-73.0%	COPR	HORWITH	JTLX30168
05/24/07	06/20/07	000864140	35048	28,840	50,840	(22,000)	-76.3%	COPR	HORWITH	JTLX30168
05/24/07	06/20/07	000864141	35049	28,160	49,540	(21,380)	-75.9%	COPR	HORWITH	JTLX30152

Honeywell

HONEYWELL SA-7 USE HAZARDOUS WASTE TRACKING (2006)										
Date Shipped	Date of Return Manifest	State Manifest	Man. Doc #	Facilty Manifest Weight (lbs)	Estimated Weight (lbs)	Manifest - Estimate (lbs)	Manifest - Estimate (%)	Material	Transporter	RAILCAR #
05/24/07	06/20/07	000864142	35050	67,960	50,920	17,040	25.1%	COPR	HORWITH	JTLX30152
05/24/07	06/20/07	000864143	35051	47,120	49,640	(2,520)	-5.3%	COPR	HORWITH	JTLX30152
05/24/07	07/18/07	000864144	35052	47,580	50,920	(3,340)	-7.0%	COPR	HORWITH	DJLX98548
05/24/07	06/20/07	000864145	35053	56,200	50,380	5,820	10.4%	COPR	HORWITH	JTLX30152
05/24/07	07/18/07	000864146	35054	47,860	52,200	(4,340)	-9.1%	COPR	HORWITH	DJLX98548
05/24/07	07/18/07	000864147	35055	47,520	50,740	(3,220)	-6.8%	COPR	HORWITH	DJLX98548
05/24/07	06/20/07	000864148	35056	35,340	49,340	(14,000)	-39.6%	COPR	HORWITH	NDYX316085
05/24/07	07/18/07	000864149	35057	61,000	51,200	9,800	16.1%	COPR	HORWITH	DJLX98548
05/24/07	06/20/07	000864150	35058	47,680	48,400	(720)	-1.5%	COPR	HORWITH	NDYX316085
05/24/07	06/20/07	000864151	35059	3,040	50,340	(47,300)	-1555.9%	COPR	HORWITH	CEFX35833
05/24/07	06/20/07	000864152	35060	66,880	50,640	16,240	24.3%	COPR	HORWITH	CEFX35833
05/24/07	06/20/07	000864153	35061	64,240	49,280	14,960	23.3%	COPR	HORWITH	NDYX316085
05/24/07	06/20/07	000864154	35062	46,900	49,260	(2,360)	-5.0%	COPR	HORWITH	NDYX316085
05/24/07	06/20/07	000864155	35063	68,740	49,280	19,460	28.3%	COPR	HORWITH	NDYX316103
05/24/07	06/20/07	000864156	35064	75,700	50,460	25,240	33.3%	COPR	HORWITH	CEFX35833
05/24/07	06/20/07	000864157	35065	55,940	50,460	5,480	9.8%	COPR	HORWITH	CEFX35833
05/24/07	06/20/07	000864158	35066	65,740	49,460	16,280	24.8%	COPR	HORWITH	NDYX316103
05/24/07	06/20/07	000864159	35067	26,000	49,380	(23,380)	-89.9%	COPR	HORWITH	NDYX316103
05/24/07	06/20/07	000864160	35068	9,400	50,600	(41,200)	-438.3%	COPR	HORWITH	CHUX289
05/24/07	06/20/07	000864163	35069	68,120	50,880	17,240	25.3%	COPR	HORWITH	CHUX289
05/24/07	06/20/07	000864164	35070	76,180	49,420	26,760	35.1%	COPR	HORWITH	CHUX289
05/24/07	06/20/07	000864165	35071	56,500	50,120	6,380	11.3%	COPR	HORWITH	JTLX30128
05/24/07	06/20/07	000864166	35072	45,200	49,920	(4,720)	-10.4%	COPR	HORWITH	CHUX289
05/24/07	06/20/07	000864167	35073	38,300	50,500	(12,200)	-31.9%	COPR	HORWITH	JTLX30128
05/24/07	06/20/07	000864169	35074	76,120	49,160	26,960	35.4%	COPR	HORWITH	JTLX30128
05/24/07	06/20/07	000864173	35075	38,300	49,400	(11,100)	-29.0%	COPR	HORWITH	JTLX30128
05/24/07	06/20/07	000864174	35076	22,260	51,680	(29,420)	-132.2%	COPR	HORWITH	CITX300114
05/24/07	06/20/07	000864175	35077	68,200	50,040	18,160	26.6%	COPR	HORWITH	CITX300114
05/24/07	06/20/07	000864176	35078	67,040	49,820	17,220	25.7%	COPR	HORWITH	CITX300114
05/24/07	06/20/07	000864177	35079	25,940	51,180	(25,240)	-97.3%	COPR	HORWITH	JTLX267
05/24/07	06/20/07	000864178	35080	40,580	51,660	(11,080)	-27.3%	COPR	HORWITH	CITX300114
05/24/07	06/20/07	000864179	35081	46,360	51,920	(5,560)	-12.0%	COPR	HORWITH	JTLX267
05/24/07	06/20/07	000864180	35082	47,760	51,380	(3,620)	-7.6%	COPR	HORWITH	JTLX267
05/24/07	06/20/07	000864181	35083	81,040	49,860	31,180	38.5%	COPR	HORWITH	JTLX267
05/24/07	06/20/07	000864182	35084	26,000	49,040	(23,040)	-88.6%	COPR	HORWITH	NDYX316103
05/24/07	06/20/07	000864183	35085	14,160	50,620	(36,460)	-257.5%	COPR	HORWITH	CHUX185
05/24/07	06/20/07	000864184	35086	48,520	51,880	(3,360)	-6.9%	COPR	HORWITH	CHUX185
05/24/07	06/20/07	000864185	35087	73,060	51,200	21,860	29.9%	COPR	HORWITH	CHUX185
05/24/07	06/20/07	000864186	35088	67,020	51,220	15,800	23.6%	COPR	HORWITH	CHUX185
05/25/07	06/20/07	000864187	35089	14,760	51,980	(37,220)	-252.2%	COPR	HORWITH	JTLX30132
05/25/07	06/25/07	000864188	35090	67,460	49,560	17,900	26.5%	COPR	HORWITH	NDYX316221
05/25/07	06/25/07	000864189	35091	76,100	49,340	26,760	35.2%	COPR	HORWITH	NDYX316221
05/25/07	06/25/07	000859868	35092	24,840	48,900	(24,060)	-96.9%	COPR	HORWITH	NDYX316221
05/25/07	06/20/07	000859869	35093	46,740	51,160	(4,420)	-9.5%	COPR	HORWITH	JTLX30132
05/25/07	06/20/07	000859870	35094	67,820	52,080	15,740	23.2%	COPR	HORWITH	JTLX30132
05/25/07	06/20/07	000859871	35095	73,360	51,400	21,960	29.9%	COPR	HORWITH	JTLX30132
05/25/07	06/20/07	000859872	35096	19,320	50,060	(30,740)	-159.1%	COPR	HORWITH	JTLX118
05/25/07	06/20/07	000859873	35097	48,780	51,820	(3,040)	-6.2%	COPR	HORWITH	JTLX118
05/25/07	06/20/07	000859874	35098	49,360	52,080	(2,720)	-5.5%	COPR	HORWITH	JTLX118
05/25/07	06/20/07	000859875	35099	85,380	51,440	33,940	39.8%	COPR	HORWITH	JTLX118
05/25/07	06/20/07	000859876	35100	58,260	50,240	8,020	13.8%	COPR	HORWITH	CITX300106
05/25/07	06/25/07	000859877	35101	24,860	48,100	(23,240)	-93.5%	COPR	HORWITH	NDYX316221
05/25/07	06/20/07	000859878	35102	67,200	50,640	16,560	24.6%	COPR	HORWITH	CITX300106
05/25/07	06/25/07	000859879	35103	47,700	49,580	(1,880)	-3.9%	COPR	HORWITH	NDYX316018
05/25/07	06/25/07	000859880	35104	69,240	48,000	21,240	30.7%	COPR	HORWITH	NDYX316018
05/25/07	06/25/07	000859881	35105	67,620	49,760	17,860	26.4%	COPR	HORWITH	NDYX316018
05/25/07	06/20/07	000859882	35106	37,920	49,780	(11,860)	-31.3%	COPR	HORWITH	CITX300106
05/25/07	06/20/07	000859883	35107	37,920	51,500	(13,580)	-35.8%	COPR	HORWITH	CITX300106
05/25/07	06/25/07	000859884	35108	6,100	48,740	(42,640)	-699.0%	COPR	HORWITH	NDYX316018
05/25/07	06/25/07	000859885	35109	61,660	48,000	13,660	22.2%	COPR	HORWITH	CHUX160
05/25/07	06/25/07	000859886	35110	67,660	48,940	18,720	27.7%	COPR	HORWITH	CHUX160
05/25/07	06/25/07	000859887	35111	34,260	51,740	(17,480)	-51.0%	COPR	HORWITH	CHUX160
05/25/07	06/25/07	000859888	35112	34,260	49,360	(15,100)	-44.1%	COPR	HORWITH	CHUX160
05/25/07	06/25/07	000859889	35113	77,320	49,820	27,500	35.6%	COPR	HORWITH	JTLX152
05/25/07	06/25/07	000859890	35114	76,880	48,580	28,300	36.8%	COPR	HORWITH	JTLX152
05/25/07	06/25/07	000859891	35115	19,140	49,680	(30,540)	-159.6%	COPR	HORWITH	JTLX152
05/25/07	07/18/07	000859892	35116	76,320	51,060	25,260	33.1%	COPR	HORWITH	CEFX31057
05/25/07	07/18/07	000859893	35117	36,780	51,160	(14,380)	-39.1%	COPR	HORWITH	CEFX31057
05/25/07	06/25/07	000859894	35118	19,140	50,780	(31,640)	-165.3%	COPR	HORWITH	JTLX152
05/25/07	07/18/07	000859895	35119	38,220	51,580	(13,360)	-35.0%	COPR	HORWITH	CEFX31057
05/25/07	07/18/07	000859896	35120	38,220	49,420	(11,200)	-29.3%	COPR	HORWITH	CEFX31057
05/25/07	06/25/07	000859897	35121	8,940	51,800	(42,860)	-479.4%	COPR	HORWITH	HLMX1187
05/25/07	06/25/07	000859862	35122	69,100	51,820	17,280	25.0%	COPR	HORWITH	HLMX1187
05/25/07	06/25/07	000859898	35123	67,600	48,340	19,260	28.5%	COPR	HORWITH	HLMX1187

Honeywell

HONEYWELL SA-7 USE HAZARDOUS WASTE TRACKING (2006)										
Date Shipped	Date of Return Manifest	State Manifest	Man. Doc #	Facilty Manifest Weight (lbs)	Estimated Weight (lbs)	Manifest - Estimate (lbs)	Manifest - Estimate (%)	Material	Transporter	RAILCAR #
05/25/07	06/25/07	000859899	35124	54,400	49,680	4,720	8.7%	COPR	HORWITH	HLMX1187
05/25/07	06/25/07	000859900	35125	11,940	48,960	(37,020)	-310.1%	COPR	HORWITH	JTLX266
05/25/07	06/25/07	000859901	35126	67,760	51,680	16,080	23.7%	COPR	HORWITH	JTLX266
05/25/07	06/25/07	000859902	35127	68,860	52,360	16,500	24.0%	COPR	HORWITH	JTLX266
05/25/07	06/25/07	000859903	35128	53,580	51,540	2,040	3.8%	COPR	HORWITH	JTLX266
05/29/07	06/25/07	000859907	35129	36,900	50,060	(13,160)	-35.7%	COPR	HORWITH	CEFX33396
05/29/07	06/25/07	000859908	35130	24,020	48,860	(24,840)	-103.4%	COPR	HORWITH	NDYX316007
05/29/07	06/25/07	000859909	35131	76,120	49,520	26,600	34.9%	COPR	HORWITH	CEFX33396
05/29/07	06/25/07	000859910	35132	67,180	51,860	15,320	22.8%	COPR	HORWITH	CEFX33396
05/29/07	06/25/07	000859911	35133	47,560	49,120	(1,560)	-3.3%	COPR	HORWITH	NDYX316007
05/29/07	06/25/07	000859912	35134	15,200	50,460	(35,260)	-232.0%	COPR	HORWITH	CEFX33396
05/29/07	06/20/07	000859913	35135	48,500	49,800	(1,300)	-2.7%	COPR	HORWITH	CEFX33567
05/29/07	06/20/07	000859914	35136	46,920	50,620	(3,700)	-7.9%	COPR	HORWITH	CEFX33567
05/29/07	06/20/07	000859915	35137	49,500	50,080	(580)	-1.2%	COPR	HORWITH	CEFX33567
05/29/07	06/20/07	000859916	35138	58,460	50,760	7,700	13.2%	COPR	HORWITH	CEFX33567
05/29/07	06/25/07	000859917	35139	46,960	48,900	(1,940)	-4.1%	COPR	HORWITH	NDYX316007
05/29/07	06/20/07	000859918	35140	13,540	49,800	(36,260)	-267.8%	COPR	HORWITH	MHFX5650
05/29/07	06/25/07	000859919	35141	75,720	48,880	26,840	35.4%	COPR	HORWITH	NDYX316007
05/29/07	06/20/07	000859920	35142	67,620	50,300	17,320	25.6%	COPR	HORWITH	MHFX5650
05/29/07	06/20/07	000859921	35143	66,940	51,520	15,420	23.0%	COPR	HORWITH	MHFX5650
05/29/07	06/20/07	000859922	35144	47,240	50,260	(3,020)	-6.4%	COPR	HORWITH	MHFX5650
05/29/07	07/02/07	000859923	35145	48,180	48,340	(160)	-0.3%	COPR	HORWITH	NDYX316022
05/29/07	07/02/07	000859924	35146	48,080	47,820	260	0.5%	COPR	HORWITH	NDYX316022
05/29/07	07/02/07	000859925	35147	67,080	50,920	16,160	24.1%	COPR	HORWITH	NDYX316022
05/29/07	07/02/07	000859926	35148	29,720	47,860	(18,140)	-61.0%	COPR	HORWITH	NDYX316022
05/29/07	06/20/07	000859927	35149	9,520	50,420	(40,900)	-429.6%	COPR	HORWITH	NRLX585659
05/29/07	06/20/07	000859928	35150	76,660	49,940	26,720	34.9%	COPR	HORWITH	NRLX585659
05/29/07	06/20/07	000859929	35151	67,200	51,000	16,200	24.1%	COPR	HORWITH	NRLX585659
05/29/07	06/20/07	000859930	35152	44,060	49,220	(5,160)	-11.7%	COPR	HORWITH	NRLX585659
05/29/07	06/20/07	000859931	35153	31,900	49,640	(17,740)	-55.6%	COPR	HORWITH	CHUX196
05/29/07	07/03/07	000859932	35154	18,620	49,860	(31,240)	-167.8%	COPR	HORWITH	CHUX145
05/29/07	06/20/07	000859933	35155	68,520	49,700	18,820	27.5%	COPR	HORWITH	CHUX196
05/29/07	06/20/07	000859934	35156	67,860	50,780	17,080	25.2%	COPR	HORWITH	CHUX196
05/29/07	06/20/07	000859935	35157	32,060	50,320	(18,260)	-57.0%	COPR	HORWITH	CHUX196
05/29/07	06/20/07	000859936	35158	36,140	51,860	(15,720)	-43.5%	COPR	HORWITH	JTLX252
05/29/07	06/20/07	000859937	35159	66,980	50,780	16,200	24.2%	COPR	HORWITH	JTLX252
05/29/07	06/20/07	000859938	35160	67,020	50,740	16,280	24.3%	COPR	HORWITH	JTLX252
05/29/07	06/20/07	000859939	35161	28,820	51,080	(22,260)	-77.2%	COPR	HORWITH	JTLX252
05/29/07	07/03/07	000859945	35162	67,780	50,360	17,420	25.7%	COPR	HORWITH	CHUX145
05/29/07	07/03/07	000859946	35163	43,520	49,560	(6,040)	-13.9%	COPR	HORWITH	CHUX145
05/29/07	07/03/07	000859947	35164	66,180	49,320	16,860	25.5%	COPR	HORWITH	CHUX145
05/29/07	07/03/07	000859948	35165	60,060	52,200	7,860	13.1%	COPR	HORWITH	CEFX33323
05/29/07	06/25/07	000859949	35166	45,220	48,560	(3,340)	-7.4%	COPR	HORWITH	NDYX316166
05/29/07	06/25/07	000859950	35167	60,960	51,200	9,760	16.0%	COPR	HORWITH	CEFX31032
05/29/07	06/25/07	000859951	35168	75,420	50,580	24,840	32.9%	COPR	HORWITH	CEFX31032
05/29/07	06/25/07	000859952	35169	32,680	50,460	(17,780)	-54.4%	COPR	HORWITH	CEFX31032
05/29/07	06/25/07	000859953	35170	3,400	50,060	(46,660)	-1372.4%	COPR	HORWITH	JTLX30110
05/29/07	06/25/07	000859954	35171	31,980	49,940	(17,960)	-56.2%	COPR	HORWITH	CEFX31032
05/29/07	06/25/07	000859955	35172	67,160	48,240	18,920	28.2%	COPR	HORWITH	NDYX316166
05/29/07	06/25/07	000859956	35173	67,400	50,720	16,680	24.7%	COPR	HORWITH	JTLX30110
05/29/07	06/25/07	000859957	35174	68,000	50,120	17,880	26.3%	COPR	HORWITH	JTLX30110
05/29/07	06/25/07	000859958	35175	66,740	50,820	15,920	23.9%	COPR	HORWITH	JTLX30110
05/29/07	06/25/07	000859959	35176	18,360	50,300	(31,940)	-174.0%	COPR	HORWITH	CHUX279
05/29/07	06/25/07	000859960	35177	17,680	49,740	(32,060)	-181.3%	COPR	HORWITH	CHUX198
05/29/07	06/25/07	000859961	35178	68,840	50,260	18,580	27.0%	COPR	HORWITH	CHUX279
05/29/07	06/25/07	000859962	35179	76,080	49,380	26,700	35.1%	COPR	HORWITH	NDYX316166
05/29/07	06/25/07	000859963	35180	25,600	49,820	(24,220)	-94.6%	COPR	HORWITH	CHUX198
05/29/07	06/25/07	000859964	35181	6,040	49,200	(43,160)	-714.6%	COPR	HORWITH	NDYX316166
05/29/07	06/25/07	000859965	35182	68,060	49,200	18,860	27.7%	COPR	HORWITH	CHUX198
05/29/07	06/25/07	000859966	35183	88,220	50,600	37,620	42.6%	COPR	HORWITH	CHUX198
05/29/07	07/03/07	000859967	35184	60,740	50,140	10,600	17.5%	COPR	HORWITH	CHUX130
05/29/07	07/03/07	000859968	35185	65,900	51,180	14,720	22.3%	COPR	HORWITH	CHUX130
05/29/07	07/03/07	000859969	35186	20,580	50,500	(29,920)	-145.4%	COPR	HORWITH	CHUX130
05/29/07	07/03/07	000859970	35187	6,440	50,120	(43,680)	-678.3%	COPR	HORWITH	CEFX33323
05/29/07	07/03/07	000859971	35188	46,480	51,460	(4,980)	-10.7%	COPR	HORWITH	CEFX35843
05/29/07	07/03/07	000859972	35189	47,760	49,580	(1,820)	-3.8%	COPR	HORWITH	CHUX130
05/29/07	07/03/07	000859973	35190	66,940	50,640	16,300	24.4%	COPR	HORWITH	CEFX35843
05/29/07	07/03/07	000859974	35191	75,840	49,040	26,800	35.3%	COPR	HORWITH	CEFX35843
05/29/07	07/03/07	000859975	35192	8,200	49,200	(41,000)	-500.0%	COPR	HORWITH	CEFX35843
05/29/07	07/03/07	000859976	35193	67,280	50,160	17,120	25.4%	COPR	HORWITH	CEFX33323
05/29/07	07/03/07	000859977	35194	68,040	50,460	17,580	25.8%	COPR	HORWITH	CEFX33323
05/30/07	07/02/07	000859978	35195	47,580	49,080	(1,500)	-3.2%	COPR	HORWITH	NDYX316078
05/30/07	06/25/07	000859979	35196	68,440	50,560	17,880	26.1%	COPR	HORWITH	CHUX279
05/30/07	07/02/07	000859980	35197	19,080	49,260	(30,180)	-158.2%	COPR	HORWITH	NDYX316078

Honeywell

HONEYWELL SA-7 USE HAZARDOUS WASTE TRACKING (2006)										
Date Shipped	Date of Return Manifest	State Manifest	Man. Doc #	Facilty Manifest Weight (lbs)	Estimated Weight (lbs)	Manifest - Estimate (lbs)	Manifest - Estimate (%)	Material	Transporter	RAILCAR #
05/30/07	06/25/07	000859981	35198	42,720	49,760	(7,040)	-16.5%	COPR	HORWITH	CHUX279
05/30/07	07/02/07	000859982	35199	48,200	49,320	(1,120)	-2.3%	COPR	HORWITH	NDYX316078
05/30/07	07/02/07	000859983	35200	79,100	48,820	30,280	38.3%	COPR	HORWITH	NDYX316078
05/30/07	07/03/07	000859984	35201	14,760	50,320	(35,560)	-240.9%	COPR	HORWITH	JTLX130
05/30/07	07/03/07	000859985	35202	75,860	50,300	25,560	33.7%	COPR	HORWITH	JTLX130
05/30/07	07/03/07	000859986	35203	68,360	50,400	17,960	26.3%	COPR	HORWITH	JTLX130
05/30/07	07/03/07	000859987	35204	41,080	50,340	(9,260)	-22.5%	COPR	HORWITH	JTLX130
05/30/07	07/02/07	000859988	35205	35,120	50,480	(15,360)	-43.7%	COPR	HORWITH	MHFX5653
05/30/07	07/02/07	000859989	35206	26,280	50,780	(24,500)	-93.2%	COPR	HORWITH	MHFX5653
05/30/07	07/02/07	000859990	35207	68,520	49,420	19,100	27.9%	COPR	HORWITH	MHFX5653
05/30/07	07/02/07	000859991	35208	66,520	49,720	16,800	25.3%	COPR	HORWITH	MHFX5653
05/30/07	07/03/07	000859992	35209	31,140	50,420	(19,280)	-61.9%	COPR	HORWITH	JTLX30173
05/30/07	07/03/07	000859993	35210	45,700	49,580	(3,880)	-8.5%	COPR	HORWITH	JTLX30173
05/30/07	07/02/07	000859994	35211	36,360	48,420	(12,060)	-33.2%	COPR	HORWITH	NDYX316248
05/30/07	07/02/07	000859995	35212	76,220	49,300	26,920	35.3%	COPR	HORWITH	NDYX316248
05/30/07	07/02/07	000859996	35213	67,220	48,220	19,000	28.3%	COPR	HORWITH	NDYX316248
05/30/07	07/03/07	000859997	35214	47,820	49,380	(1,560)	-3.3%	COPR	HORWITH	JTLX30173
05/30/07	07/03/07	000859998	35215	75,940	51,260	24,680	32.5%	COPR	HORWITH	JTLX30173
05/30/07	07/02/07	000859999	35216	13,740	48,500	(34,760)	-253.0%	COPR	HORWITH	NDYX316248
05/30/07	07/03/07	000860000	35217	67,180	49,480	17,700	26.3%	COPR	HORWITH	CHUX261
05/30/07	07/03/07	000864502	35218	76,180	49,540	26,640	35.0%	COPR	HORWITH	CHUX261
05/30/07	07/03/07	000864503	35219	26,200	49,020	(22,820)	-87.1%	COPR	HORWITH	CHUX261
05/30/07	07/03/07	000864504	35220	26,180	48,020	(21,840)	-83.4%	COPR	HORWITH	CHUX261
05/30/07	06/25/07	000864505	35221	38,260	48,700	(10,440)	-27.3%	COPR	HORWITH	NRLX526244
05/30/07	06/25/07	000864506	35222	60,220	49,720	10,500	17.4%	COPR	HORWITH	NRLX526244
05/30/07	06/25/07	000864507	35223	69,000	49,700	19,300	28.0%	COPR	HORWITH	NRLX526244
05/30/07	06/25/07	000864508	35224	29,060	50,420	(21,360)	-73.5%	COPR	HORWITH	NRLX526244
05/30/07	07/03/07	000864509	35225	57,900	48,540	9,360	16.2%	COPR	HORWITH	CEFX33529
05/30/07	07/03/07	000864510	35226	65,860	50,400	15,460	23.5%	COPR	HORWITH	CEFX33529
05/30/07	07/03/07	000864511	35227	45,440	49,240	(3,800)	-8.4%	COPR	HORWITH	CEFX33529
05/30/07	06/25/07	000864512	35228	17,460	51,300	(33,840)	-193.8%	COPR	HORWITH	JTLX30159
05/30/07	07/03/07	000864513	35229	28,640	52,200	(23,560)	-82.3%	COPR	HORWITH	CEFX33529
05/30/07	06/25/07	000864514	35230	76,160	50,460	25,700	33.7%	COPR	HORWITH	JTLX30159
05/30/07	06/20/07	000864515	35231	68,480	48,140	20,340	29.7%	COPR	HORWITH	NDYX316049
05/30/07	06/20/07	000864516	35232	67,440	49,060	18,380	27.3%	COPR	HORWITH	NDYX316049
05/30/07	06/20/07	000864517	35233	27,080	49,420	(22,340)	-82.5%	COPR	HORWITH	NDYX316049
05/30/07	06/25/07	000864518	35234	68,020	50,240	17,780	26.1%	COPR	HORWITH	JTLX30159
05/30/07	06/25/07	000864519	35235	38,500	49,560	(11,060)	-28.7%	COPR	HORWITH	NDYX316147
05/30/07	06/20/07	000864520	35236	27,080	49,400	(22,320)	-82.4%	COPR	HORWITH	NDYX316049
05/30/07	06/25/07	000864521	35237	41,780	50,940	(9,160)	-21.9%	COPR	HORWITH	JTLX30159
05/30/07	06/25/07	000864522	35238	66,980	49,500	17,480	26.1%	COPR	HORWITH	NDYX316147
05/30/07	06/25/07	000864523	35239	67,760	49,540	18,220	26.9%	COPR	HORWITH	NDYX316147
05/30/07	06/25/07	000864524	35240	22,680	49,320	(26,640)	-117.5%	COPR	HORWITH	NDYX316147
05/30/07	06/25/07	000864525	35241	46,020	51,360	(5,340)	-11.6%	COPR	HORWITH	CEFX33390
05/30/07	06/25/07	000864526	35242	76,600	51,280	25,320	33.1%	COPR	HORWITH	CEFX33390
05/30/07	06/25/07	000864527	35243	38,740	50,420	(11,680)	-30.1%	COPR	HORWITH	CEFX33390
05/30/07	06/25/07	000864528	35244	37,220	49,980	(12,760)	-34.3%	COPR	HORWITH	CEFX33390
05/30/07	06/25/07	000864529	35245	76,940	50,420	26,520	34.5%	COPR	HORWITH	CEFX35840
05/30/07	06/25/07	000864530	35246	66,380	50,640	15,740	23.7%	COPR	HORWITH	CEFX35840
05/30/07	06/25/07	000864531	35247	27,020	49,640	(22,620)	-83.7%	COPR	HORWITH	CEFX35840
05/30/07	06/25/07	000864532	35248	27,040	47,100	(20,060)	-74.2%	COPR	HORWITH	CEFX35840
05/30/07	07/03/07	000864533	35249	62,640	50,420	12,220	19.5%	COPR	HORWITH	CHUX284
05/30/07	07/03/07	000864534	35250	68,360	50,960	17,400	25.5%	COPR	HORWITH	CHUX284
05/30/07	07/03/07	000864535	35251	33,700	48,980	(15,280)	-45.3%	COPR	HORWITH	CHUX284
05/30/07	07/03/07	000864536	35252	33,680	48,760	(15,080)	-44.8%	COPR	HORWITH	CHUX284
05/30/07	06/25/07	000864537	35253	19,820	49,020	(29,200)	-147.3%	COPR	HORWITH	CHUX170
05/30/07	06/25/07	000864538	35254	46,280	51,240	(4,960)	-10.7%	COPR	HORWITH	CHUX170
05/30/07	06/25/07	000864539	35255	47,060	50,040	(2,980)	-6.3%	COPR	HORWITH	CHUX170
05/30/07	06/25/07	000864540	35256	85,740	50,940	34,800	40.6%	COPR	HORWITH	CHUX170
05/30/07	06/25/07	000864541	35257	44,240	50,820	(6,580)	-14.9%	COPR	HORWITH	CHUX102
05/30/07	06/25/07	000864542	35258	67,120	50,380	16,740	24.9%	COPR	HORWITH	CHUX102
05/30/07	06/25/07	000864543	35259	65,800	51,300	14,500	22.0%	COPR	HORWITH	CHUX102
05/30/07	06/25/07	000864544	35260	26,280	51,380	(25,100)	-95.5%	COPR	HORWITH	CHUX102
05/31/07	07/03/07	000864545	35261	68,220	50,520	17,700	25.9%	COPR	HORWITH	CITX300115
05/31/07	07/03/07	000864546	35262	67,140	50,140	17,000	25.3%	COPR	HORWITH	CITX300115
05/31/07	07/02/07	000864547	35263	45,720	50,320	(4,600)	-10.1%	COPR	HORWITH	NDYX320461
05/31/07	07/02/07	000864548	35264	47,960	49,960	(2,000)	-4.2%	COPR	HORWITH	NDYX320461
05/31/07	07/03/07	000864549	35265	33,040	51,340	(18,300)	-55.4%	COPR	HORWITH	CITX300115
05/31/07	07/03/07	000864550	35266	33,040	50,800	(17,760)	-53.8%	COPR	HORWITH	CITX300115
05/31/07	07/02/07	000864551	35267	48,300	50,160	(1,860)	-3.9%	COPR	HORWITH	NDYX320461
05/31/07	07/02/07	000864552	35268	48,300	49,720	(1,420)	-2.9%	COPR	HORWITH	NDYX320461
05/31/07	07/03/07	000864553	35269	61,380	52,020	9,360	15.2%	COPR	HORWITH	CHUX115
05/31/07	07/03/07	000864554	35270	76,600	50,640	25,960	33.9%	COPR	HORWITH	CHUX115
05/31/07	07/03/07	000864555	35271	33,700	50,580	(16,880)	-50.1%	COPR	HORWITH	CHUX115

Honeywell

HONEYWELL SA-7 USE HAZARDOUS WASTE TRACKING (2006)										
Date Shipped	Date of Return Manifest	State Manifest	Man. Doc #	Facilty Manifest Weight (lbs)	Estimated Weight (lbs)	Manifest - Estimate (lbs)	Manifest - Estimate (%)	Material	Transporter	RAILCAR #
05/31/07	07/03/07	000864556	35272	33,700	51,240	(17,540)	-52.0%	COPR	HORWITH	CHUX115
05/31/07	07/03/07	000864557	35273	76,000	49,360	26,640	35.1%	COPR	HORWITH	JTLX168
05/31/07	07/03/07	000864558	35274	67,920	48,160	19,760	29.1%	COPR	HORWITH	JTLX168
05/31/07	07/03/07	000864559	35275	23,960	50,120	(26,160)	-109.2%	COPR	HORWITH	JTLX168
05/31/07	07/03/07	000864560	35276	23,960	49,180	(25,220)	-105.3%	COPR	HORWITH	JTLX168
05/31/07	06/25/07	000864561	35277	33,540	50,360	(16,820)	-50.1%	COPR	HORWITH	CHUX239
05/31/07	06/25/07	000864562	35278	66,500	49,920	16,580	24.9%	COPR	HORWITH	CHUX239
05/31/07	06/25/07	000864563	35279	67,700	50,940	16,760	24.8%	COPR	HORWITH	CHUX239
05/31/07	06/25/07	000864564	35280	33,520	49,800	(16,280)	-48.6%	COPR	HORWITH	CHUX239
05/31/07	06/25/07	000864565	35281	76,440	50,320	26,120	34.2%	COPR	HORWITH	CHUX330
05/31/07	06/25/07	000864566	35282	68,860	50,220	18,640	27.1%	COPR	HORWITH	CHUX330
05/31/07	06/25/07	000864567	35283	22,940	50,420	(27,480)	-119.8%	COPR	HORWITH	CHUX330
05/31/07	06/25/07	000864568	35284	22,940	50,180	(27,240)	-118.7%	COPR	HORWITH	CHUX330
05/31/07	06/25/07	000864569	35285	30,600	50,120	(19,520)	-63.8%	COPR	HORWITH	JTLX30129
05/31/07	06/25/07	000864570	35286	67,480	51,340	16,140	23.9%	COPR	HORWITH	JTLX30129
05/31/07	06/25/07	000864571	35287	68,020	49,340	18,680	27.5%	COPR	HORWITH	JTLX30129
05/31/07	06/25/07	000864572	35288	29,080	49,040	(19,960)	-68.6%	COPR	HORWITH	JTLX30129
05/31/07	06/25/07	000864573	35289	39,320	49,220	(9,900)	-25.2%	COPR	HORWITH	JTLX30107
05/31/07	06/25/07	000864574	35290	68,880	49,960	18,920	27.5%	COPR	HORWITH	JTLX30107
05/31/07	06/25/07	000864575	35291	76,900	49,160	27,740	36.1%	COPR	HORWITH	JTLX30107
05/31/07	06/25/07	000864576	35292	13,020	50,200	(37,180)	-285.6%	COPR	HORWITH	JTLX30107
05/31/07	06/25/07	000864577	35293	63,560	49,220	14,340	22.6%	COPR	HORWITH	CHUX223
05/31/07	06/25/07	000864578	35294	76,740	48,000	28,740	37.5%	COPR	HORWITH	CHUX223
05/31/07	06/25/07	000864579	35295	27,460	49,040	(21,580)	-78.6%	COPR	HORWITH	CHUX223
05/31/07	06/25/07	000864580	35296	27,480	50,240	(22,760)	-82.8%	COPR	HORWITH	CHUX223
05/31/07	06/25/07	000864581	35297	15,240	49,320	(34,080)	-223.6%	COPR	HORWITH	CHUX175
05/31/07	06/25/07	000864582	35298	68,040	50,280	17,760	26.1%	COPR	HORWITH	CHUX175
05/31/07	06/25/07	000864583	35299	67,860	51,800	16,060	23.7%	COPR	HORWITH	CHUX175
05/31/07	06/25/07	000864584	35300	49,640	49,840	(200)	-0.4%	COPR	HORWITH	CHUX175
05/31/07	06/25/07	000864585	35301	38,540	51,540	(13,000)	-33.7%	COPR	HORWITH	CEFX35245
05/31/07	06/25/07	000864586	35302	66,260	51,000	15,260	23.0%	COPR	HORWITH	CEFX35245
05/31/07	06/25/07	000864587	35303	67,240	48,680	18,560	27.6%	COPR	HORWITH	CEFX35245
05/31/07	06/25/07	000864588	35304	31,040	50,500	(19,460)	-62.7%	COPR	HORWITH	CEFX35245
05/31/07	06/25/07	000864589	35305	76,140	50,880	25,260	33.2%	COPR	HORWITH	NRLX585505
05/31/07	06/25/07	000864590	35306	36,420	49,540	(13,120)	-36.0%	COPR	HORWITH	NRLX585505
05/31/07	06/25/07	000864591	35307	68,160	49,360	18,800	27.6%	COPR	HORWITH	NRLX585505
05/31/07	06/25/07	000864592	35308	21,340	47,180	(25,840)	-121.1%	COPR	HORWITH	NRLX585505
05/31/07	06/20/07	000864593	35309	22,080	48,360	(26,280)	-119.0%	COPR	HORWITH	JTLX175
05/31/07	06/20/07	000864594	35310	67,760	50,200	17,560	25.9%	COPR	HORWITH	JTLX175
05/31/07	06/20/07	000864595	35311	47,140	46,680	460	1.0%	COPR	HORWITH	JTLX175
05/31/07	06/20/07	000864596	35312	57,380	50,080	7,300	12.7%	COPR	HORWITH	JTLX175
05/31/07	06/25/07	000864597	35313	54,900	49,720	5,180	9.4%	COPR	HORWITH	NDYX320426
05/31/07	06/25/07	000864598	35314	67,460	51,600	15,860	23.5%	COPR	HORWITH	NDYX320426
05/31/07	06/25/07	000864599	35315	68,240	51,300	16,940	24.8%	COPR	HORWITH	NDYX320426
05/31/07	07/03/07	000864600	35316	55,800	51,240	4,560	8.2%	COPR	HORWITH	CHUX333
05/31/07	07/03/07	000864601	35317	76,520	50,980	25,540	33.4%	COPR	HORWITH	CHUX333
05/31/07	07/03/07	000864602	35318	34,440	50,660	(16,220)	-47.1%	COPR	HORWITH	CHUX333
05/31/07	07/03/07	000864603	35319	34,460	51,200	(16,740)	-48.6%	COPR	HORWITH	CHUX333
05/31/07	07/03/07	000864604	35320	37,900	50,400	(12,500)	-33.0%	COPR	HORWITH	JTLX166
05/31/07	07/03/07	000864605	35321	66,000	48,560	17,440	26.4%	COPR	HORWITH	JTLX166
05/31/07	07/03/07	000864606	35322	47,900	49,900	(2,000)	-4.2%	COPR	HORWITH	JTLX166
05/31/07	06/25/07	000864607	35323	6,000	49,860	(43,860)	-731.0%	COPR	HORWITH	NDYX320426
05/31/07	07/03/07	000864608	35324	39,300	50,260	(10,960)	-27.9%	COPR	HORWITH	JTLX166

03/01/89	**SITE TONS (Month)**	**MAY SUB-TOTAL:**	64,227,420	65,137,740	(910,320)	-1.42%
11/09/65	**TONS (Site)**	**CUMULATIVE TOTAL:**	264,760,360	267,256,780	(2,496,420)	-0.94%
06/10/62	**TONS (Facility)**	**CUMULATIVE TOTAL:**	264,760,360	267,256,780	2,496,420	0.94%

06/01/07	07/03/07	000864609	35325	56,300	49,660	6,640	11.8%	COPR	HORWITH	CITX300109
06/01/07	07/03/07	000864610	35326	60,780	48,060	12,720	20.9%	COPR	HORWITH	CITX300109
06/01/07	07/03/07	000864611	35327	10,300	49,800	(39,500)	-383.5%	COPR	HORWITH	CITX300109
06/01/07	07/03/07	000864612	35328	67,280	50,820	16,460	24.5%	COPR	HORWITH	CITX300109
06/01/07	07/03/07	000864613	35329	66,700	50,200	16,500	24.7%	COPR	HORWITH	CITX300119
06/01/07	07/03/07	000864614	35330	58,320	49,560	8,760	15.0%	COPR	HORWITH	CITX300119
06/01/07	07/03/07	000864615	35331	65,640	50,060	15,580	23.7%	COPR	HORWITH	CITX300119
06/01/07	07/03/07	000864616	35332	5,260	51,200	(45,940)	-873.4%	COPR	HORWITH	CITX300119
06/01/07	07/03/07	000864617	35333	42,600	49,320	(6,720)	-15.8%	COPR	HORWITH	CHUX320
06/01/07	07/03/07	000864618	35334	47,340	51,100	(3,760)	-7.9%	COPR	HORWITH	CHUX320
06/01/07	07/03/07	000864619	35335	45,540	48,500	(2,960)	-6.5%	COPR	HORWITH	CHUX320
06/01/07	07/03/07	000864620	35336	68,200	50,660	17,540	25.7%	COPR	HORWITH	CHUX320
06/01/07	07/03/07	000864621	35337	76,180	50,560	25,620	33.6%	COPR	HORWITH	CHUX186
06/01/07	07/03/07	000864622	35338	28,600	48,600	(20,000)	-69.9%	COPR	HORWITH	JTLX236
06/01/07	07/03/07	000864623	35339	38,360	48,780	(10,420)	-27.2%	COPR	HORWITH	JTLX236
06/01/07	07/02/07	000864624	35340	68,060	48,000	20,060	29.5%	COPR	HORWITH	NDYX316121

Honeywell

HONEYWELL SA-7 USE HAZARDOUS WASTE TRACKING (2006)										
Date Shipped	Date of Return Manifest	State Manifest	Man. Doc #	Facilty Manifest Weight (lbs)	Estimated Weight (lbs)	Manifest - Estimate (lbs)	Manifest - Estimate (%)	Material	Transporter	RAILCAR #
06/01/07	07/03/07	000864625	35341	19,180	51,320	(32,140)	-167.6%	COPR	HORWITH	CHUX186
06/01/07	07/03/07	000864626	35342	19,180	49,620	(30,440)	-158.7%	COPR	HORWITH	CHUX186
06/01/07	07/03/07	000864627	35343	67,360	49,440	17,920	26.6%	COPR	HORWITH	CITX300118
06/01/07	07/02/07	000864628	35344	8,620	48,680	(40,060)	-464.7%	COPR	HORWITH	NDYX316121
06/01/07	07/03/07	000864629	35345	66,580	49,880	16,700	25.1%	COPR	HORWITH	JTLX236
06/01/07	07/03/07	000864630	35346	67,440	50,040	17,400	25.8%	COPR	HORWITH	JTLX236
06/01/07	07/03/07	000864631	35347	76,500	49,280	27,220	35.6%	COPR	HORWITH	CHUX186
06/01/07	07/02/07	000864632	35348	48,760	49,740	(980)	-2.0%	COPR	HORWITH	NDYX316121
06/01/07	07/02/07	000864633	35349	66,920	48,240	18,680	27.9%	COPR	HORWITH	NDYX316121
06/04/07	07/02/07	000864634	35350	48,120	48,580	(460)	-1.0%	COPR	HORWITH	NDYX316134
06/04/07	07/02/07	000864635	35351	40,320	48,580	(8,260)	-20.5%	COPR	HORWITH	NDYX316134
06/04/07	07/02/07	000864636	35352	47,580	49,220	(1,640)	-3.4%	COPR	HORWITH	NDYX316134
06/04/07	07/03/07	000864637	35353	12,300	50,700	(38,400)	-312.2%	COPR	HORWITH	JTLX30155
06/04/07	07/02/07	000864638	35354	55,980	48,900	7,080	12.6%	COPR	HORWITH	NDYX316134
06/04/07	07/03/07	000864639	35355	76,340	50,140	26,200	34.3%	COPR	HORWITH	JTLX30155
06/04/07	07/03/07	000864640	35356	76,900	49,720	27,180	35.3%	COPR	HORWITH	JTLX30155
06/04/07	07/03/07	000864641	35357	31,380	49,720	(18,340)	-58.4%	COPR	HORWITH	JTLX30155
06/04/07	07/03/07	000864642	35358	45,180	49,780	(4,600)	-10.2%	COPR	HORWITH	CHUX244
06/04/07	07/12/07	000864643	35359	48,560	49,260	(700)	-1.4%	COPR	HORWITH	MHFX5649
06/04/07	07/03/07	000864644	35360	66,980	50,320	16,660	24.9%	COPR	HORWITH	CHUX244
06/04/07	07/03/07	000864645	35361	67,160	49,260	17,900	26.7%	COPR	HORWITH	CHUX244
06/04/07	07/02/07	000864646	35362	55,920	48,000	7,920	14.2%	COPR	HORWITH	NDYX316168
06/04/07	07/03/07	000864647	35363	16,620	49,920	(33,300)	-200.4%	COPR	HORWITH	CHUX244
06/04/07	07/02/07	000864648	35364	67,220	49,020	18,200	27.1%	COPR	HORWITH	NDYX316168
06/04/07	07/03/07	000864649	35365	47,300	49,820	(2,520)	-5.3%	COPR	HORWITH	CHUX314
06/04/07	07/02/07	000871926	35366	60,940	49,000	11,940	19.6%	COPR	HORWITH	NDYX316168
06/04/07	07/03/07	000864650	35367	61,720	49,380	12,340	20.0%	COPR	HORWITH	CHUX314
06/04/07	07/03/07	000864651	35368	48,260	49,100	(840)	-1.7%	COPR	HORWITH	CHUX314
06/04/07	07/02/07	000864652	35369	7,800	48,980	(41,180)	-527.9%	COPR	HORWITH	NDYX316168
06/04/07	07/03/07	000864653	35370	37,000	49,520	(12,520)	-33.8%	COPR	HORWITH	CHUX314
06/04/07	07/12/07	000864654	35371	9,840	50,060	(40,220)	-408.7%	COPR	HORWITH	MHFX5649
06/04/07	07/12/07	000864655	35372	47,720	51,920	(4,200)	-8.8%	COPR	HORWITH	MHFX5649
06/04/07	07/12/07	000864656	35373	90,360	49,380	40,980	45.4%	COPR	HORWITH	MHFX5649
06/04/07	07/12/07	000864657	35374	54,360	49,080	5,280	9.7%	COPR	HORWITH	CEFX33411
06/04/07	07/12/07	000864658	35375	76,160	50,580	25,580	33.6%	COPR	HORWITH	CEFX33411
06/04/07	07/12/07	000864659	35376	32,480	50,640	(18,160)	-55.9%	COPR	HORWITH	CEFX33411
06/04/07	07/12/07	000864660	35377	31,720	49,800	(18,080)	-57.0%	COPR	HORWITH	CEFX33411
06/04/07	07/03/07	000864661	35378	57,220	48,000	9,220	16.1%	COPR	HORWITH	CITX300111
06/04/07	07/03/07	000864663	35379	45,960	50,120	(4,160)	-9.1%	COPR	HORWITH	CITX300111
06/04/07	07/03/07	000864664	35380	47,860	48,160	(300)	-0.6%	COPR	HORWITH	CITX300111
06/04/07	07/03/07	000864665	35381	38,040	48,000	(9,960)	-26.2%	COPR	HORWITH	CITX300111
06/04/07	07/03/07	000864666	35382	76,440	49,700	26,740	35.0%	COPR	HORWITH	CITX300138
06/04/07	07/03/07	000864667	35383	8,360	49,440	(41,080)	-491.4%	COPR	HORWITH	CHUX201
06/04/07	07/03/07	000864668	35384	48,280	48,000	280	0.6%	COPR	HORWITH	CHUX201
06/04/07	07/03/07	000864669	35385	66,720	49,260	17,460	26.2%	COPR	HORWITH	CHUX201
06/04/07	07/03/07	000864670	35386	68,540	49,120	19,420	28.3%	COPR	HORWITH	CHUX201
06/04/07	07/03/07	000864671	35387	76,680	49,480	27,200	35.5%	COPR	HORWITH	JTLX4051
06/04/07	07/03/07	000864672	35388	75,900	49,960	25,940	34.2%	COPR	HORWITH	JTLX4051
06/04/07	07/03/07	000864673	35389	19,140	48,400	(29,260)	-152.9%	COPR	HORWITH	JTLX4051
06/04/07	07/03/07	000864674	35390	19,160	50,420	(31,260)	-163.2%	COPR	HORWITH	JTLX4051
06/04/07	07/03/07	000864675	35391	38,300	48,520	(10,220)	-26.7%	COPR	HORWITH	CHUX231
06/04/07	07/03/07	000864676	35392	67,280	51,600	15,680	23.3%	COPR	HORWITH	CHUX231
06/04/07	07/03/07	000864677	35393	64,840	49,740	15,100	23.3%	COPR	HORWITH	CHUX231
06/04/07	07/03/07	000864678	35394	27,120	50,640	(23,520)	-86.7%	COPR	HORWITH	CHUX231
06/04/07	07/03/07	000864679	35395	39,040	49,620	(10,580)	-27.1%	COPR	HORWITH	CITX300157
06/04/07	07/03/07	000864680	35396	66,600	51,320	15,280	22.9%	COPR	HORWITH	CITX300157
06/04/07	07/03/07	000864681	35397	46,460	51,020	(4,560)	-9.8%	COPR	HORWITH	CITX300157
06/04/07	07/03/07	000864682	35398	46,740	50,360	(3,620)	-7.7%	COPR	HORWITH	CITX300157
06/04/07	07/02/07	000864683	35399	48,160	49,840	(1,680)	-3.5%	COPR	HORWITH	MHFX5632
06/04/07	07/02/07	000864684	35400	48,060	50,820	(2,760)	-5.7%	COPR	HORWITH	MHFX5632
06/04/07	07/02/07	000864685	35401	68,280	50,780	17,500	25.6%	COPR	HORWITH	MHFX5632
06/04/07	07/02/07	000864686	35402	38,480	49,580	(11,100)	-28.8%	COPR	HORWITH	MHFX5632
06/04/07	07/03/07	000864687	35403	38,340	49,880	(11,540)	-30.1%	COPR	HORWITH	CITX300138
06/04/07	07/03/07	000864688	35404	38,340	50,240	(11,900)	-31.0%	COPR	HORWITH	CITX300138
06/04/07	07/02/07	000864689	35405	38,480	50,240	(11,760)	-30.6%	COPR	HORWITH	CITX300138
06/04/07	07/03/07	000864690	35406	66,580	50,620	15,960	24.0%	COPR	HORWITH	CITX300118
06/04/07	07/03/07	000864691	35407	30,080	48,320	(18,240)	-60.6%	COPR	HORWITH	CITX300118
06/04/07	07/03/07	000864692	35408	30,100	50,060	(19,960)	-66.3%	COPR	HORWITH	CITX300118
06/04/07	07/10/07	000864693	35409	6,680	48,940	(42,260)	-632.6%	COPR	HORWITH	CITX300117
06/04/07	07/10/07	000864694	35410	66,900	49,480	17,420	26.0%	COPR	HORWITH	CITX300117
06/04/07	07/10/07	000864695	35411	45,740	50,720	(4,980)	-10.9%	COPR	HORWITH	CITX300117
06/04/07	07/10/07	000864696	35412	74,580	49,560	25,020	33.5%	COPR	HORWITH	CITX300117
06/04/07	07/12/07	000864697	35413	24,440	49,920	(25,480)	-104.3%	COPR	HORWITH	MHFX5743
06/04/07	07/12/07	000864698	35414	67,760	49,720	18,040	26.6%	COPR	HORWITH	MHFX5743

Honeywell

HONEYWELL SA-7 USE HAZARDOUS WASTE TRACKING (2006)										
Date Shipped	Date of Return Manifest	State Manifest	Man. Doc #	Facilty Manifest Weight (lbs)	Estimated Weight (lbs)	Manifest - Estimate (lbs)	Manifest - Estimate (%)	Material	Transporter	RAILCAR #
06/04/07	07/12/07	000864699	35415	69,080	49,300	19,780	28.6%	COPR	HORWITH	MHFX5743
06/05/07	07/10/07	000864702	35416	23,640	49,800	(26,160)	-110.7%	COPR	HORWITH	CITX300151
06/05/07	07/10/07	000864704	35417	77,440	50,240	27,200	35.1%	COPR	HORWITH	CITX300151
06/05/07	07/10/07	000864705	35418	27,320	49,640	(22,320)	-81.7%	COPR	HORWITH	NDYX316036
06/05/07	07/10/07	000864706	35419	67,280	51,000	16,280	24.2%	COPR	HORWITH	CITX300151
06/05/07	07/10/07	000864707	35420	29,480	50,300	(20,820)	-70.6%	COPR	HORWITH	CITX300151
06/05/07	07/10/07	000864708	35421	47,100	49,960	(2,860)	-6.1%	COPR	HORWITH	NDYX316036
06/05/07	07/10/07	000864709	35422	37,520	50,980	(13,460)	-35.9%	COPR	HORWITH	JTLX57
06/05/07	07/10/07	000864710	35423	67,180	50,940	16,240	24.2%	COPR	HORWITH	JTLX57
06/05/07	07/10/07	000864711	35424	66,500	50,260	16,240	24.4%	COPR	HORWITH	JTLX57
06/05/07	07/10/07	000864712	35425	39,380	51,300	(11,920)	-30.3%	COPR	HORWITH	CHUX188
06/05/07	07/10/07	000864713	35426	27,380	50,500	(23,120)	-84.4%	COPR	HORWITH	JTLX57
06/05/07	07/10/07	000864714	35427	47,400	51,380	(3,980)	-8.4%	COPR	HORWITH	CHUX188
06/05/07	07/10/07	000864715	35428	48,120	50,380	(2,260)	-4.7%	COPR	HORWITH	CHUX188
06/05/07	07/10/07	000864716	35429	68,020	50,100	17,920	26.3%	COPR	HORWITH	CHUX188
06/05/07	07/12/07	000864717	35430	7,360	52,120	(44,760)	-608.2%	COPR	HORWITH	CEFX35819
06/05/07	07/12/07	000864718	35431	76,260	50,700	25,560	33.5%	COPR	HORWITH	CEFX35819
06/05/07	07/12/07	000864719	35432	76,860	51,080	25,780	33.5%	COPR	HORWITH	CEFX35819
06/05/07	07/12/07	000864720	35433	41,600	50,600	(9,000)	-21.6%	COPR	HORWITH	CEFX35819
06/05/07	07/12/07	000864721	35434	25,500	50,140	(24,640)	-96.6%	COPR	HORWITH	CHUX113
06/05/07	07/12/07	000864722	35435	67,060	49,680	17,380	25.9%	COPR	HORWITH	CHUX113
06/05/07	07/12/07	000864723	35436	66,080	50,420	15,660	23.7%	COPR	HORWITH	CHUX113
06/05/07	07/12/07	000864724	35437	39,300	48,960	(9,660)	-24.6%	COPR	HORWITH	CHUX113
06/05/07	07/10/07	000864725	35438	27,500	48,340	(20,840)	-75.8%	COPR	HORWITH	CEFX33422
06/05/07	07/10/07	000864726	35439	67,180	48,940	18,240	27.2%	COPR	HORWITH	CEFX33422
06/05/07	07/10/07	000864727	35440	76,240	49,640	26,600	34.9%	COPR	HORWITH	CEFX33422
06/05/07	07/10/07	000864728	35441	22,240	48,260	(26,020)	-117.0%	COPR	HORWITH	CEFX33422
06/05/07	07/10/07	000864729	35442	54,440	51,880	2,560	4.7%	COPR	HORWITH	CITX300127
06/05/07	07/10/07	000864730	35443	67,240	49,320	17,920	26.7%	COPR	HORWITH	CITX300127
06/05/07	07/10/07	000864731	35444	66,740	50,960	15,780	23.6%	COPR	HORWITH	CITX300127
06/05/07	07/10/07	000864732	35445	10,000	50,720	(40,720)	-407.2%	COPR	HORWITH	CITX300127
06/05/07	07/12/07	000864733	35446	38,780	49,600	(10,820)	-27.9%	COPR	HORWITH	CHUX257
06/05/07	07/10/07	000864734	35447	68,160	47,000	21,160	31.0%	COPR	HORWITH	NDYX316036
06/05/07	07/10/07	000864735	35448	48,900	48,480	420	0.9%	COPR	HORWITH	NDYX316036
06/05/07	07/12/07	000864736	35449	48,280	48,720	(440)	-0.9%	COPR	HORWITH	CHUX257
06/05/07	07/12/07	000864737	35450	76,560	48,000	28,560	37.3%	COPR	HORWITH	CHUX257
06/05/07	07/12/07	000864738	35451	28,040	47,440	(19,400)	-69.2%	COPR	HORWITH	CHUX257
06/05/07	07/12/07	000864739	35452	20,440	51,260	(30,820)	-150.8%	COPR	HORWITH	CHUX195
06/05/07	07/12/07	000864740	35453	66,020	50,400	15,620	23.7%	COPR	HORWITH	CHUX195
06/05/07	07/12/07	000864741	35454	67,360	50,660	16,700	24.8%	COPR	HORWITH	CHUX195
06/05/07	07/12/07	000864742	35455	43,440	48,940	(5,500)	-12.7%	COPR	HORWITH	CHUX195
06/05/07	07/12/07	000864743	35456	6,620	50,720	(44,100)	-666.2%	COPR	HORWITH	CITX300121
06/05/07	07/12/07	000864744	35457	76,200	50,560	25,640	33.6%	COPR	HORWITH	CITX300121
06/05/07	07/12/07	000864745	35458	68,280	51,340	16,940	24.8%	COPR	HORWITH	CITX300121
06/05/07	07/12/07	000864746	35459	47,700	49,740	(2,040)	-4.3%	COPR	HORWITH	CITX300121
06/05/07	07/12/07	000864747	35460	33,440	51,240	(17,800)	-53.2%	COPR	HORWITH	MHFX5743
06/05/07	07/18/07	000864748	35461	47,860	48,140	(280)	-0.6%	COPR	HORWITH	JTLX194
06/05/07	07/10/07	000864749	35462	56,680	50,820	5,860	10.3%	COPR	HORWITH	DJLX98508
06/05/07	07/10/07	000864750	35463	66,680	50,780	15,900	23.8%	COPR	HORWITH	DJLX98508
06/05/07	07/10/07	000864751	35464	47,240	49,420	(2,180)	-4.6%	COPR	HORWITH	DJLX98508
06/05/07	07/10/07	000864752	35465	31,420	50,080	(18,660)	-59.4%	COPR	HORWITH	DJLX98508
06/05/07	07/10/07	000864753	35466	36,900	51,480	(14,580)	-39.5%	COPR	HORWITH	CITX300041
06/05/07	07/10/07	000864754	35467	67,220	49,640	17,580	26.2%	COPR	HORWITH	CITX300041
06/05/07	07/10/07	000864755	35468	77,300	49,260	28,040	36.3%	COPR	HORWITH	CITX300041
06/05/07	07/10/07	000864756	35469	12,960	50,460	(37,500)	-289.4%	COPR	HORWITH	CITX300041
06/05/07	07/10/07	000864757	35470	63,280	48,000	15,280	24.1%	COPR	HORWITH	JTLX50
06/05/07	07/10/07	000864758	35471	77,180	49,360	27,820	36.0%	COPR	HORWITH	JTLX50
06/05/07	07/10/07	000864759	35472	26,700	50,960	(24,260)	-90.9%	COPR	HORWITH	JTLX50
06/05/07	07/10/07	000864760	35473	26,700	48,960	(22,260)	-83.4%	COPR	HORWITH	JTLX50
06/05/07	07/10/07	000864761	35474	13,360	48,080	(34,720)	-259.9%	COPR	HORWITH	JTLX57
06/05/07	07/10/07	000864762	35475	67,540	50,620	16,920	25.1%	COPR	HORWITH	JTLX57
06/05/07	07/10/07	000864763	35476	50,680	50,500	180	0.4%	COPR	HORWITH	JTLX57
06/05/07	07/10/07	000864764	35477	66,740	50,240	16,500	24.7%	COPR	HORWITH	JTLX57
06/05/07	07/10/07	000864765	35478	67,000	51,440	15,560	23.2%	COPR	HORWITH	MHFX5686
06/05/07	07/10/07	000864766	35479	65,860	50,120	15,740	23.9%	COPR	HORWITH	MHFX5686
06/05/07	07/10/07	000864767	35480	33,640	50,640	(17,000)	-50.5%	COPR	HORWITH	MHFX5686
06/05/07	07/10/07	000864768	35481	33,620	51,480	(17,860)	-53.1%	COPR	HORWITH	MHFX5686
06/06/07	07/12/07	000864769	35482	67,360	50,040	17,320	25.7%	COPR	HORWITH	CEFX35820
06/06/07	07/12/07	000864770	35483	62,360	48,820	13,540	21.7%	COPR	HORWITH	NDYX316019
06/06/07	07/12/07	000864771	35484	66,440	48,640	17,800	26.8%	COPR	HORWITH	NDYX316019
06/06/07	07/12/07	000864772	35485	46,880	49,420	(2,540)	-5.4%	COPR	HORWITH	NDYX316019
06/06/07	07/12/07	000864773	35486	12,260	49,080	(36,820)	-300.3%	COPR	HORWITH	NDYX316019
06/06/07	07/12/07	000864774	35487	55,840	49,240	6,600	11.8%	COPR	HORWITH	NDYX316048
06/06/07	07/12/07	000864775	35488	68,120	50,880	17,240	25.3%	COPR	HORWITH	CEFX35820

Honeywell

HONEYWELL SA-7 USE HAZARDOUS WASTE TRACKING (2006)										
Date Shipped	Date of Return Manifest	State Manifest	Man. Doc #	Facilty Manifest Weight (lbs)	Estimated Weight (lbs)	Manifest - Estimate (lbs)	Manifest - Estimate (%)	Material	Transporter	RAILCAR #
06/06/07	07/12/07	000864776	35489	31,600	50,960	(19,360)	-61.3%	COPR	HORWITH	CEFX35820
06/06/07	07/12/07	000864777	35490	76,260	49,340	26,920	35.3%	COPR	HORWITH	NDYX316048
06/06/07	07/12/07	000864778	35491	31,620	50,700	(19,080)	-60.3%	COPR	HORWITH	CEFX35820
06/06/07	07/10/07	000864779	35492	5,500	51,320	(45,820)	-833.1%	COPR	HORWITH	CHUX192
06/06/07	07/12/07	000864780	35493	29,460	49,560	(20,100)	-68.2%	COPR	HORWITH	NDYX316048
06/06/07	07/10/07	000864781	35494	67,480	51,540	15,940	23.6%	COPR	HORWITH	CHUX192
06/06/07	07/10/07	000864782	35495	67,480	51,600	15,880	23.5%	COPR	HORWITH	CHUX192
06/06/07	07/10/07	000864783	35496	58,440	49,400	9,040	15.5%	COPR	HORWITH	CHUX192
06/06/07	07/18/07	000864784	35497	48,840	49,360	(520)	-1.1%	COPR	HORWITH	JTLX914
06/06/07	07/18/07	000864785	35498	48,160	49,060	(900)	-1.9%	COPR	HORWITH	JTLX194
06/06/07	07/12/07	000864786	35499	30,120	48,000	(17,880)	-59.4%	COPR	HORWITH	NDYX316048
06/06/07	07/18/07	000864787	35500	49,000	50,680	(1,680)	-3.4%	COPR	HORWITH	JTLX194
06/06/07	07/10/07	000864788	35501	57,580	50,640	6,940	12.1%	COPR	HORWITH	CITX300100
06/06/07	07/10/07	000864789	35502	67,980	49,160	18,820	27.7%	COPR	HORWITH	CITX300100
06/06/07	07/10/07	000864790	35503	34,260	49,060	(14,800)	-43.2%	COPR	HORWITH	CITX300100
06/06/07	07/10/07	000864791	35504	34,260	49,440	(15,180)	-44.3%	COPR	HORWITH	CITX300100
06/06/07	07/12/07	000864792	35505	36,740	51,100	(14,360)	-39.1%	COPR	HORWITH	CITX300154
06/06/07	07/12/07	000864793	35506	76,220	49,020	27,200	35.7%	COPR	HORWITH	CITX300154
06/06/07	07/12/07	000864794	35507	76,180	49,360	26,820	35.2%	COPR	HORWITH	CITX300154
06/06/07	07/12/07	000864795	35508	10,140	49,860	(39,720)	-391.7%	COPR	HORWITH	CITX300154
06/06/07	07/12/07	000864796	35509	66,980	50,700	16,280	24.3%	COPR	HORWITH	CITX300164
06/06/07	07/12/07	000864797	35510	67,980	50,200	17,780	26.2%	COPR	HORWITH	CITX300164
06/06/07	07/12/07	000864798	35511	33,220	49,440	(16,220)	-48.8%	COPR	HORWITH	CITX300164
06/06/07	07/12/07	000864799	35512	33,380	48,420	(15,040)	-45.1%	COPR	HORWITH	NDYX316055
06/06/07	07/12/07	000864800	35513	67,000	48,260	18,740	28.0%	COPR	HORWITH	NDYX316055
06/06/07	07/12/07	000864801	35514	33,220	49,020	(15,800)	-47.6%	COPR	HORWITH	CITX300164
06/06/07	07/10/07	000864802	35515	68,420	51,040	17,380	25.4%	COPR	HORWITH	CHUX248
06/06/07	07/10/07	000864803	35516	76,520	49,560	26,960	35.2%	COPR	HORWITH	CHUX248
06/06/07	07/10/07	000864804	35517	25,920	51,220	(25,300)	-97.6%	COPR	HORWITH	CHUX248
06/06/07	07/10/07	000864805	35518	26,680	49,700	(23,020)	-86.3%	COPR	HORWITH	CHUX248
06/06/07	07/12/07	000864806	35519	68,700	48,780	19,920	29.0%	COPR	HORWITH	NDYX316055
06/06/07	07/12/07	000864807	35520	21,140	49,560	(28,420)	-134.4%	COPR	HORWITH	NDYX316055
06/06/07	07/10/07	000864808	35521	57,700	50,600	7,100	12.3%	COPR	HORWITH	CITX300153
06/06/07	07/10/07	000864878	35522	68,160	51,900	16,260	23.9%	COPR	HORWITH	CITX300153
06/06/07	07/10/07	000864811	35523	34,540	50,840	(16,300)	-47.2%	COPR	HORWITH	CITX300153
06/06/07	07/10/07	000864812	35524	34,560	50,920	(16,360)	-47.3%	COPR	HORWITH	CITX300153
06/06/07	07/10/07	000864813	35525	67,920	50,820	17,100	25.2%	COPR	HORWITH	CITX300152
06/06/07	07/12/07	000864814	35526	67,840	49,400	18,440	27.2%	COPR	HORWITH	NDYX316197
06/06/07	07/10/07	000864815	35527	48,300	50,300	(2,000)	-3.0%	COPR	HORWITH	CITX300152
06/06/07	07/10/07	000864816	35528	66,580	50,020	16,560	76.4%	COPR	HORWITH	CITX300152
06/06/07	07/10/07	000864817	35529	21,680	51,980	(30,300)	-139.8%	COPR	HORWITH	CITX300152
06/06/07	07/12/07	000864818	35530	46,080	51,680	(5,600)	-12.2%	COPR	HORWITH	CEFX31022
06/06/07	07/12/07	000864819	35531	68,740	50,200	18,540	27.0%	COPR	HORWITH	CEFX31022
06/06/07	07/12/07	000864820	35532	69,200	50,980	18,220	26.3%	COPR	HORWITH	CEFX31022
06/06/07	07/12/07	000864821	35533	15,080	50,560	(35,480)	-235.3%	COPR	HORWITH	CEFX31022
06/06/07	07/12/07	000864822	35534	53,440	50,880	2,560	4.8%	COPR	HORWITH	CITX300163
06/06/07	07/12/07	000864823	35535	66,700	49,340	17,360	26.0%	COPR	HORWITH	NDYX316197
06/06/07	07/12/07	000864824	35536	48,420	49,240	(820)	-1.7%	COPR	HORWITH	NDYX316197
06/06/07	07/12/07	000864825	35537	57,180	50,560	6,620	11.6%	COPR	HORWITH	CITX300148
06/06/07	07/12/07	000864826	35538	68,600	50,900	17,700	25.8%	COPR	HORWITH	CITX300148
06/06/07	07/12/07	000864827	35539	38,680	50,800	(12,120)	-31.3%	COPR	HORWITH	CITX300148
06/06/07	07/12/07	000864828	35540	48,200	50,120	(1,920)	-4.0%	COPR	HORWITH	CITX300163
06/06/07	07/12/07	000864829	35541	61,700	50,800	10,900	17.7%	COPR	HORWITH	CITX300163
06/06/07	07/12/07	000864830	35542	34,680	50,420	(15,740)	-45.4%	COPR	HORWITH	CITX300163
06/06/07	07/10/07	000864831	35543	33,320	50,720	(17,400)	-52.2%	COPR	HORWITH	CITX300159
06/06/07	07/12/07	000864832	35544	10,180	48,820	(38,640)	-379.6%	COPR	HORWITH	NDYX316197
06/06/07	07/10/07	000864833	35545	68,640	52,320	16,320	23.8%	COPR	HORWITH	CITX300159
06/06/07	07/10/07	000864834	35546	67,100	51,460	15,640	23.3%	COPR	HORWITH	CITX300159
06/06/07	07/10/07	000864835	35547	32,060	50,200	(18,140)	-56.6%	COPR	HORWITH	CITX300159
06/07/07	07/12/07	000864836	35548	47,020	50,560	(3,540)	-7.5%	COPR	HORWITH	NDYX320465
06/07/07	07/18/07	000864837	35549	69,240	49,520	19,720	28.5%	COPR	HORWITH	NDYX316047
06/07/07	07/18/07	000864838	35550	68,360	50,080	18,280	26.7%	COPR	HORWITH	NDYX316047
06/07/07	07/12/07	000864839	35551	77,200	51,760	25,440	33.0%	COPR	HORWITH	NDYX320465
06/07/07	07/12/07	000864840	35552	38,140	52,100	(13,960)	-36.6%	COPR	HORWITH	NDYX320465
06/07/07	07/12/07	000864841	35553	38,160	51,640	(13,480)	-35.3%	COPR	HORWITH	NDYX320465
06/07/07	07/12/07	000864842	35554	76,920	50,640	26,280	34.2%	COPR	HORWITH	CEFX32187
06/07/07	07/12/07	000864843	35555	67,160	50,500	16,660	24.8%	COPR	HORWITH	CEFX32187
06/07/07	07/12/07	000864844	35556	33,420	50,320	(16,900)	-50.6%	COPR	HORWITH	CEFX32187
06/07/07	07/12/07	000864845	35557	33,440	52,180	(18,740)	-56.0%	COPR	HORWITH	CEFX32187
06/07/07	07/12/07	000864846	35558	75,940	51,520	24,420	32.2%	COPR	HORWITH	NDYX320467
06/07/07	07/12/07	000864847	35559	68,360	50,640	17,720	25.9%	COPR	HORWITH	NDYX320467
06/07/07	07/18/07	000864848	35560	24,020	50,020	(26,000)	-108.2%	COPR	HORWITH	NDYX316047
06/07/07	07/12/07	000864849	35561	28,580	50,040	(21,460)	-75.1%	COPR	HORWITH	NDYX320467
06/07/07	07/12/07	000864850	35562	28,580	50,860	(22,280)	-78.0%	COPR	HORWITH	NDYX320467

Honeywell

HONEYWELL SA-7 USE HAZARDOUS WASTE TRACKING (2006)										
Date Shipped	Date of Return Manifest	State Manifest	Man. Doc #	Facilty Manifest Weight (lbs)	Estimated Weight (lbs)	Manifest - Estimate (lbs)	Manifest - Estimate (%)	Material	Transporter	RAILCAR #
06/07/07	07/12/07	000864851	35563	10,880	50,420	(39,540)	-363.4%	COPR	HORWITH	CEFX31051
06/07/07	07/12/07	000864852	35564	67,580	51,240	16,340	24.2%	COPR	HORWITH	CEFX31051
06/07/07	07/18/07	000864853	35565	24,020	49,300	(25,280)	-105.2%	COPR	HORWITH	NDYX316047
06/07/07	07/12/07	000864854	35566	66,300	50,980	15,320	23.1%	COPR	HORWITH	CEFX31051
06/07/07	07/12/07	000864855	35567	57,840	51,800	6,040	10.4%	COPR	HORWITH	CEFX31051
06/07/07	07/12/07	000864856	35568	47,940	47,120	820	1.7%	COPR	HORWITH	NDYX316003
06/07/07	07/12/07	000864857	35569	68,160	48,780	19,380	28.4%	COPR	HORWITH	NDYX316003
06/07/07	07/12/07	000864858	35570	68,160	50,480	17,680	25.9%	COPR	HORWITH	NDYX316003
06/07/07	07/12/07	000864859	35571	8,780	49,100	(40,320)	-459.2%	COPR	HORWITH	NDYX316003
06/07/07	07/12/07	000864860	35572	9,420	50,040	(40,620)	-431.2%	COPR	HORWITH	NDYX320437
06/07/07	07/12/07	000864861	35573	29,440	48,920	(19,480)	-66.2%	COPR	HORWITH	NDYX316140
06/07/07	07/12/07	000864862	35574	66,460	50,400	16,060	24.2%	COPR	HORWITH	NDYX320437
06/07/07	07/12/07	000864863	35575	76,820	49,140	27,680	36.0%	COPR	HORWITH	NDYX316140
06/07/07	07/12/07	000864864	35576	48,780	51,660	(2,880)	-5.9%	COPR	HORWITH	NDYX320437
06/07/07	07/12/07	000864865	35577	77,040	49,100	27,940	36.3%	COPR	HORWITH	NDYX316140
06/07/07	07/12/07	000864866	35578	10,080	49,160	(39,080)	-387.7%	COPR	HORWITH	NDYX316140
06/07/07	07/12/07	000864867	35579	76,260	50,780	25,480	33.4%	COPR	HORWITH	NDYX320437
06/07/07	07/12/07	000864872	35580	57,180	50,500	6,680	11.7%	COPR	HORWITH	CHUX319
06/07/07	07/12/07	000864873	35581	65,240	51,260	13,980	21.4%	COPR	HORWITH	CHUX319
06/07/07	07/12/07	000864874	35582	76,880	49,720	27,160	35.3%	COPR	HORWITH	NDYX316064
06/07/07	07/12/07	000864875	35583	77,460	49,540	27,920	36.0%	COPR	HORWITH	NDYX316064
06/07/07	07/12/07	000864876	35584	69,260	50,980	18,280	26.4%	COPR	HORWITH	CHUX319
06/07/07	07/12/07	000864877	35585	9,300	50,380	(41,080)	-441.7%	COPR	HORWITH	CHUX319
06/07/07	07/12/07	000864878	35586	38,680	50,640	(11,960)	-30.9%	COPR	HORWITH	CITX300148
06/07/07	07/12/07	000864879	35587	33,780	51,620	(17,840)	-52.8%	COPR	HORWITH	JTLX30164
06/07/07	07/12/07	000864880	35588	67,540	50,580	16,960	25.1%	COPR	HORWITH	JTLX30164
06/07/07	07/12/07	000864881	35589	69,200	51,660	17,540	25.3%	COPR	HORWITH	JTLX30164
06/07/07	07/12/07	000864882	35590	34,900	52,300	(17,400)	-49.9%	COPR	HORWITH	JTLX30108
06/07/07	07/12/07	000864883	35591	32,200	50,860	(18,660)	-58.0%	COPR	HORWITH	JTLX30164
06/07/07	07/12/07	000864884	35592	68,800	51,800	17,000	24.7%	COPR	HORWITH	JTLX30108
06/07/07	07/12/07	000864885	35593	77,860	49,960	27,900	35.8%	COPR	HORWITH	JTLX30108
06/07/07	07/12/07	000864886	35594	18,480	49,860	(31,380)	-169.8%	COPR	HORWITH	JTLX30108
06/07/07	07/12/07	000864887	35595	16,900	48,520	(31,620)	-187.1%	COPR	HORWITH	NDYX316064
06/07/07	07/12/07	000864888	35596	68,380	51,760	16,620	24.3%	COPR	HORWITH	CITX300022
06/07/07	07/12/07	000864889	35597	40,340	51,120	(10,780)	-26.7%	COPR	HORWITH	CITX300022
06/07/07	07/12/07	000864890	35598	66,760	50,680	16,080	24.1%	COPR	HORWITH	CITX300022
06/07/07	07/12/07	000864891	35599	24,920	50,540	(25,620)	-102.8%	COPR	HORWITH	CITX300022
06/07/07	07/12/07	000864892	35600	42,420	49,240	(6,820)	-16.1%	COPR	HORWITH	NRLX526287
06/07/07	07/12/07	000864893	35601	58,520	50,860	7,660	13.1%	COPR	HORWITH	JTLX94
06/07/07	07/12/07	000864894	35602	64,480	51,440	13,040	20.2%	COPR	HORWITH	JTLX94
06/07/07	07/12/07	000864895	35603	16,900	48,640	(31,740)	-187.8%	COPR	HORWITH	NDYX316064
06/07/07	07/12/07	000864896	35604	65,500	50,540	14,960	22.8%	COPR	HORWITH	NRLX526287
06/07/07	07/12/07	000864897	35605	48,220	50,640	(2,420)	-5.0%	COPR	HORWITH	NRLX526287
06/07/07	07/12/07	000864898	35606	40,700	50,120	(9,420)	-23.1%	COPR	HORWITH	NRLX526287
06/07/07	07/12/07	000864899	35607	66,760	51,420	15,340	23.0%	COPR	HORWITH	CHUX133
06/07/07	07/12/07	000864900	35608	66,680	51,040	15,640	23.5%	COPR	HORWITH	CHUX133
06/07/07	07/12/07	000864901	35609	48,040	50,760	(2,720)	-5.7%	COPR	HORWITH	JTLX94
06/07/07	07/12/07	000864902	35610	9,100	51,180	(42,080)	-462.4%	COPR	HORWITH	CHUX133
06/07/07	07/12/07	000864903	35611	33,440	51,260	(17,820)	-53.3%	COPR	HORWITH	JTLX94
06/07/07	07/18/07	000864904	35612	11,380	51,020	(39,640)	-348.3%	COPR	HORWITH	CEFX35852
06/07/07	07/12/07	000864905	35613	58,800	51,660	7,140	12.1%	COPR	HORWITH	CHUX133
06/08/07	07/18/07	000864906	35614	46,220	51,040	(4,820)	-10.4%	COPR	HORWITH	CEFX35852
06/08/07	07/18/07	000864907	35615	46,700	50,560	(3,860)	-8.3%	COPR	HORWITH	CEFX35852
06/08/07	07/20/07	000864908	35616	17,720	49,520	(31,800)	-179.5%	COPR	HORWITH	NDYX316132
06/08/07	07/18/07	000864909	35617	95,200	50,300	44,900	47.2%	COPR	HORWITH	CEFX35852
06/08/07	07/18/07	000864910	35618	16,800	51,980	(35,180)	-209.4%	COPR	HORWITH	CHUX245
06/08/07	07/18/07	000864911	35619	75,900	51,800	24,100	31.8%	COPR	HORWITH	CHUX245
06/08/07	07/20/07	000864912	35620	67,480	49,240	18,240	27.0%	COPR	HORWITH	NDYX316132
06/08/07	07/18/07	000864913	35621	67,100	50,840	16,260	24.2%	COPR	HORWITH	CHUX245
06/08/07	07/18/07	000864914	35622	42,840	51,420	(8,580)	-20.0%	COPR	HORWITH	CHUX245
06/08/07	07/12/07	000864915	35623	25,160	49,760	(24,600)	-97.8%	COPR	HORWITH	CHUX311
06/08/07	07/12/07	000864916	35624	67,160	50,800	16,360	24.4%	COPR	HORWITH	CHUX311
06/08/07	07/12/07	000864917	35625	67,780	49,740	18,040	26.6%	COPR	HORWITH	CHUX311
06/08/07	07/20/07	000864918	35626	67,700	48,940	18,760	27.7%	COPR	HORWITH	NDYX316132
06/08/07	07/12/07	000864919	35627	35,240	49,400	(14,160)	-40.2%	COPR	HORWITH	CHUX311
06/08/07	07/18/07	000864920	35628	65,820	51,780	14,040	21.3%	COPR	HORWITH	CHUX243
06/08/07	07/18/07	000864921	35629	31,260	50,300	(19,040)	-60.9%	COPR	HORWITH	CHUX243
06/08/07	07/18/07	000864922	35630	48,440	49,840	(1,400)	-2.9%	COPR	HORWITH	CHUX243
06/08/07	07/20/07	000864923	35631	37,840	48,460	(10,620)	-28.1%	COPR	HORWITH	NDYX316132
06/08/07	07/18/07	000864924	35632	53,140	50,580	2,560	4.8%	COPR	HORWITH	CHUX243
06/08/07	07/18/07	000864925	35633	40,600	51,700	(11,100)	-27.3%	COPR	HORWITH	NDYX322014
06/08/07	07/18/07	000864926	35634	46,640	48,880	(2,240)	-4.8%	COPR	HORWITH	NDYX322014
06/08/07	07/18/07	000864927	35635	45,140	48,920	(3,780)	-8.4%	COPR	HORWITH	NDYX322014
06/08/07	07/18/07	000864928	35636	66,900	51,020	15,880	23.7%	COPR	HORWITH	JTLX275

Honeywell

HONEYWELL SA-7 USE HAZARDOUS WASTE TRACKING (2006)										
Date Shipped	Date of Return Manifest	State Manifest	Man. Doc #	Facilty Manifest Weight (lbs)	Estimated Weight (lbs)	Manifest - Estimate (lbs)	Manifest - Estimate (%)	Material	Transporter	RAILCAR #
06/08/07	07/18/07	000864929	35637	67,480	50,060	17,420	25.8%	COPR	HORWITH	NDYX322014
06/08/07	07/18/07	000864930	35638	75,920	49,380	26,540	35.0%	COPR	HORWITH	JTLX275
06/08/07	07/18/07	000864931	35639	25,200	49,180	(23,980)	-95.2%	COPR	HORWITH	JTLX275
06/08/07	07/18/07	000864932	35640	25,200	50,560	(25,360)	-100.6%	COPR	HORWITH	JTLX275
06/08/07	07/20/07	000864933	35641	46,440	50,840	(4,400)	-9.5%	COPR	HORWITH	JTLX232
06/08/07	07/20/07	000864934	35642	65,040	51,740	13,300	20.4%	COPR	HORWITH	JTLX232
06/08/07	07/20/07	000864935	35643	51,860	49,560	2,300	4.4%	COPR	HORWITH	CEFX35241
06/08/07	07/20/07	000864936	35644	68,040	50,320	17,720	26.0%	COPR	HORWITH	JTLX232
06/08/07	07/20/07	000864937	35645	21,440	51,580	(30,140)	-140.6%	COPR	HORWITH	JTLX232
06/08/07	07/20/07	000864938	35646	67,460	51,380	16,080	23.8%	COPR	HORWITH	CEFX35241
06/08/07	07/20/07	000864939	35647	67,880	50,580	17,300	25.5%	COPR	HORWITH	CEFX35241
06/08/07	07/20/07	000864940	35648	10,980	50,100	(39,120)	-356.3%	COPR	HORWITH	CEFX35241
06/08/07	07/20/07	000864941	35649	12,340	48,900	(36,560)	-296.3%	COPR	HORWITH	NDYX316152
06/08/07	07/20/07	000864942	35650	53,600	51,040	2,560	4.8%	COPR	HORWITH	DJLX98515
06/08/07	07/20/07	000864943	35651	64,240	50,760	13,480	21.0%	COPR	HORWITH	DJLX98515
06/08/07	07/20/07	000864944	35652	48,980	50,820	(1,840)	-3.8%	COPR	HORWITH	DJLX98515
06/08/07	07/20/07	000864945	35653	35,100	50,220	(15,120)	-43.1%	COPR	HORWITH	DJLX98515
06/08/07	07/20/07	000864946	35654	46,380	49,860	(3,480)	-7.5%	COPR	HORWITH	NDYX316152
06/08/07	07/20/07	000864947	35655	46,560	49,220	(2,660)	-5.7%	COPR	HORWITH	NDYX316152
06/08/07	07/12/07	000864948	35656	28,200	50,680	(22,480)	-79.7%	COPR	HORWITH	JTLX30135
06/08/07	07/12/07	000864949	35657	76,160	50,880	25,280	33.2%	COPR	HORWITH	JTLX30135
06/08/07	07/20/07	000864950	35658	84,400	49,880	34,520	40.9%	COPR	HORWITH	NDYX316152
06/08/07	07/12/07	000864951	35659	66,760	50,900	15,860	23.8%	COPR	HORWITH	JTLX30135
06/08/07	07/12/07	000864952	35660	31,340	51,500	(20,160)	-64.3%	COPR	HORWITH	JTLX30135
06/08/07	07/18/07	000864953	35661	37,640	51,660	(14,020)	-37.2%	COPR	HORWITH	CHUX295
06/08/07	07/18/07	000864954	35662	75,900	51,000	24,900	32.8%	COPR	HORWITH	CHUX295
06/08/07	07/18/07	000864955	35663	66,920	51,460	15,460	23.1%	COPR	HORWITH	CHUX295
06/08/07	07/18/07	000864956	35664	16,360	50,860	(34,500)	-210.9%	COPR	HORWITH	CHUX295
06/08/07	07/20/07	000864957	35665	14,720	50,680	(35,960)	-244.3%	COPR	HORWITH	JTLX30165
06/08/07	07/12/07	000864958	35666	8,160	49,460	(41,300)	-506.1%	COPR	HORWITH	NDYX316031
06/08/07	07/20/07	000864959	35667	66,940	50,740	16,200	24.2%	COPR	HORWITH	JTLX30165
06/08/07	07/20/07	000864960	35668	68,260	50,040	18,220	26.7%	COPR	HORWITH	JTLX30165
06/08/07	07/12/07	000864961	35669	67,580	49,820	17,760	26.3%	COPR	HORWITH	NDYX316031
06/08/07	07/20/07	000864962	35670	46,120	50,540	(4,420)	-9.6%	COPR	HORWITH	JTLX30165
06/08/07	07/18/07	000864963	35671	18,880	51,220	(32,340)	-171.3%	COPR	HORWITH	JTLX234
06/08/07	07/18/07	000864964	35672	48,580	51,640	(3,060)	-6.3%	COPR	HORWITH	JTLX234
06/08/07	07/18/07	000864965	35673	47,700	51,640	(3,940)	-8.3%	COPR	HORWITH	JTLX234
06/08/07	07/18/07	000864966	35674	85,220	51,060	34,160	40.1%	COPR	HORWITH	JTLX234
06/08/07	07/12/07	000864967	35675	46,920	52,020	(5,100)	-10.9%	COPR	HORWITH	JTLX30127
06/08/07	07/12/07	000864968	35676	58,280	51,920	6,360	10.9%	COPR	HORWITH	JTLX30127
06/08/07	07/12/07	000864973	35677	47,480	51,580	(4,100)	-8.6%	COPR	HORWITH	JTLX30127
06/08/07	07/12/07	000864974	35678	48,200	51,260	(3,060)	-6.3%	COPR	HORWITH	JTLX30127
06/11/07	07/18/07	000864975	35679	39,220	50,960	(11,740)	-29.9%	COPR	HORWITH	NRLX526199
06/11/07	07/18/07	000864976	35680	68,400	50,560	17,840	26.1%	COPR	HORWITH	NRLX526199
06/11/07	07/12/07	000864977	35681	68,040	49,440	18,600	27.3%	COPR	HORWITH	NDYX316031
06/11/07	07/18/07	000864978	35682	68,040	50,540	17,500	25.7%	COPR	HORWITH	HLMX1198
06/11/07	07/18/07	000864979	35683	48,280	50,400	(2,120)	-4.4%	COPR	HORWITH	NRLX526199
06/11/07	07/18/07	000864980	35684	36,020	50,560	(14,540)	-40.4%	COPR	HORWITH	NRLX526199
06/11/07	07/18/07	000864981	35685	63,380	50,300	13,080	20.6%	COPR	HORWITH	HLMX1198
06/11/07	07/12/07	000864982	35686	47,900	51,820	(3,920)	-8.2%	COPR	HORWITH	JTLX4058
06/11/07	07/18/07	000864983	35687	33,360	51,240	(17,880)	-53.6%	COPR	HORWITH	HLMX1198
06/11/07	07/18/07	000864984	35688	33,340	50,060	(16,720)	-50.1%	COPR	HORWITH	HLMX1198
06/11/07	07/12/07	000864985	35689	29,880	50,000	(20,120)	-67.3%	COPR	HORWITH	JTLX4058
06/11/07	07/12/07	000864986	35690	46,680	49,680	(3,000)	-6.4%	COPR	HORWITH	NDYX316031
06/11/07	07/12/07	000864987	35691	49,000	50,200	(1,200)	-2.4%	COPR	HORWITH	JTLX4058
06/11/07	07/12/07	000864988	35692	67,020	50,200	16,820	25.1%	COPR	HORWITH	JTLX4058
06/11/07	07/12/07	000864989	35693	75,860	50,560	25,300	33.4%	COPR	HORWITH	JTLX30166
06/11/07	07/12/07	000864990	35694	5,980	49,880	(43,900)	-734.1%	COPR	HORWITH	NDYX316177
06/11/07	07/12/07	000864991	35695	67,340	50,240	17,100	25.4%	COPR	HORWITH	JTLX30166
06/11/07	07/12/07	000864992	35696	29,940	49,920	(19,980)	-66.7%	COPR	HORWITH	JTLX30166
06/11/07	07/12/07	000864993	35697	20,000	48,620	(28,620)	-143.1%	COPR	HORWITH	NDYX316219
06/11/07	07/12/07	000864994	35698	29,960	51,120	(21,160)	-70.6%	COPR	HORWITH	JTLX30166
06/11/07	07/18/07	000864995	35699	47,320	50,620	(3,300)	-7.0%	COPR	HORWITH	JTLX30122
06/11/07	07/12/07	000864996	35700	66,620	49,500	17,120	25.7%	COPR	HORWITH	NDYX316177
06/11/07	07/18/07	000864997	35701	48,420	51,780	(3,360)	-6.9%	COPR	HORWITH	JTLX30122
06/11/07	07/12/07	000864998	35702	67,180	48,480	18,700	27.8%	COPR	HORWITH	NDYX316219
06/11/07	07/12/07	000864999	35703	46,420	49,400	(2,980)	-6.4%	COPR	HORWITH	NDYX316177
06/11/07	07/12/07	000865000	35704	47,160	49,000	(1,840)	-3.9%	COPR	HORWITH	NDYX316219
06/11/07	07/18/07	000864201	35705	47,760	49,680	(1,920)	-4.0%	COPR	HORWITH	JTLX30122
06/11/07	07/18/07	000864202	35706	57,240	52,000	5,240	9.2%	COPR	HORWITH	JTLX30122
06/11/07	07/12/07	000864203	35707	55,720	49,220	6,500	11.7%	COPR	HORWITH	NDYX316219
06/11/07	07/12/07	000864204	35708	36,780	50,240	(13,460)	-36.6%	COPR	HORWITH	CHUX180
06/11/07	07/12/07	000864205	35709	67,360	50,180	17,180	25.5%	COPR	HORWITH	CHUX180
06/11/07	07/12/07	000864206	35710	70,860	49,080	21,780	30.7%	COPR	HORWITH	NDYX316177

Honeywell

HONEYWELL SA-7 USE HAZARDOUS WASTE TRACKING (2006)										
Date Shipped	Date of Return Manifest	State Manifest	Man. Doc #	Facilty Manifest Weight (lbs)	Estimated Weight (lbs)	Manifest - Estimate (lbs)	Manifest - Estimate (%)	Material	Transporter	RAILCAR #
06/11/07	07/12/07	000864207	35711	67,840	50,540	17,300	25.5%	COPR	HORWITH	CHUX180
06/11/07	07/18/07	000864208	35712	23,780	49,540	(25,760)	-108.3%	COPR	HORWITH	NDYX316098
06/11/07	07/12/07	000864209	35713	27,240	50,120	(22,880)	-84.0%	COPR	HORWITH	CHUX180
06/11/07	07/18/07	000864210	35714	10,060	48,280	(38,220)	-379.9%	COPR	HORWITH	NDYX316151
06/11/07	07/12/07	000864211	35715	21,180	51,080	(29,900)	-141.2%	COPR	HORWITH	CHUX272
06/11/07	07/18/07	000864212	35716	57,580	49,800	7,780	13.5%	COPR	HORWITH	NDYX316098
06/11/07	07/12/07	000864213	35717	47,860	51,200	(3,340)	-7.0%	COPR	HORWITH	CHUX272
06/11/07	07/12/07	000864214	35718	49,740	50,260	(520)	-1.0%	COPR	HORWITH	CHUX272
06/11/07	07/18/07	000864215	35719	58,540	50,020	8,520	14.6%	COPR	HORWITH	NDYX316098
06/11/07	07/12/07	000864216	35720	76,420	50,240	26,180	34.3%	COPR	HORWITH	CHUX272
06/11/07	07/18/07	000864217	35721	39,100	50,780	(11,680)	-29.9%	COPR	HORWITH	MHFX5692
06/11/07	07/18/07	000864218	35722	47,340	50,520	(3,180)	-6.7%	COPR	HORWITH	MHFX5692
06/11/07	07/18/07	000864219	35723	28,540	50,360	(21,820)	-76.5%	COPR	HORWITH	MHFX5692
06/11/07	07/18/07	000864220	35724	82,080	51,020	31,060	37.8%	COPR	HORWITH	MHFX5692
06/11/07	07/18/07	000864221	35725	33,760	50,780	(17,020)	-50.4%	COPR	HORWITH	JTLX156
06/11/07	07/18/07	000864222	35726	51,000	49,760	1,240	2.4%	COPR	HORWITH	NDYX316098
06/11/07	07/18/07	000864223	35727	47,600	50,680	(3,080)	-6.5%	COPR	HORWITH	JTLX156
06/11/07	07/18/07	000864224	35728	46,640	50,660	(4,020)	-8.6%	COPR	HORWITH	JTLX156
06/11/07	07/18/07	000864225	35729	23,140	50,900	(27,760)	-120.0%	COPR	HORWITH	JTLX240
06/11/07	07/18/07	000864226	35730	73,380	50,840	22,540	30.7%	COPR	HORWITH	JTLX156
06/11/07	07/18/07	000864227	35731	66,560	50,760	15,800	23.7%	COPR	HORWITH	JTLX240
06/11/07	07/18/07	000864228	35732	67,280	50,060	17,220	25.6%	COPR	HORWITH	JTLX240
06/11/07	07/18/07	000864229	35733	68,220	49,680	18,540	27.2%	COPR	HORWITH	NDYX316151
06/11/07	07/18/07	000864230	35734	40,700	50,840	(10,140)	-24.9%	COPR	HORWITH	JTLX240
06/11/07	07/18/07	000864231	35735	4,520	49,960	(45,440)	-1005.3%	COPR	HORWITH	CHUX206
06/11/07	07/18/07	000864232	35736	46,140	51,080	(4,940)	-10.7%	COPR	HORWITH	CHUX206
06/11/07	07/18/07	000864233	35737	48,040	49,960	(1,920)	-4.0%	COPR	HORWITH	CHUX206
06/11/07	07/18/07	000864234	35738	67,000	49,800	17,200	25.7%	COPR	HORWITH	NDYX316151
06/11/07	07/18/07	000864235	35739	44,920	49,480	(4,560)	-10.2%	COPR	HORWITH	NDYX316151
06/11/07	07/18/07	000864236	35740	100,360	51,220	49,140	49.0%	COPR	HORWITH	CHUX206
06/11/07	07/18/07	000864237	35741	24,140	50,380	(26,240)	-108.7%	COPR	HORWITH	JTLX30172
06/11/07	07/18/07	000864238	35742	81,000	50,280	16,720	25.0%	COPR	HORWITH	JTLX30172
06/11/07	07/18/07	000864239	35743	48,680	51,380	(2,700)	-5.5%	COPR	HORWITH	JTLX30172
06/11/07	07/18/07	000864240	35744	46,360	52,080	(5,720)	-12.3%	COPR	HORWITH	JTLX30172
06/12/07	07/18/07	000864241	35745	17,360	50,320	(32,960)	-189.9%	COPR	HORWITH	CEFX35802
06/12/07	07/18/07	000864242	35746	68,020	51,080	16,940	24.9%	COPR	HORWITH	CEFX35802
06/12/07	07/18/07	000864243	35747	67,240	50,480	16,760	24.9%	COPR	HORWITH	CEFX35802
06/12/07	07/18/07	000864244	35748	48,300	51,900	(3,600)	-7.5%	COPR	HORWITH	CEFX35802
06/12/07	07/18/07	000864245	35749	19,720	49,940	(30,220)	-153.2%	COPR	HORWITH	CITX300033
06/12/07	07/18/07	000864246	35750	67,000	50,540	16,460	24.6%	COPR	HORWITH	CITX300033
06/12/07	07/18/07	000864247	35751	66,840	52,200	14,640	21.9%	COPR	HORWITH	CITX300033
06/12/07	07/18/07	000864248	35752	45,860	49,700	(3,840)	-8.4%	COPR	HORWITH	CITX300033
06/12/07	07/18/07	000864249	35753	46,580	50,860	(4,280)	-9.2%	COPR	HORWITH	CEFX31067
06/12/07	07/18/07	000864250	35754	49,460	51,740	(2,280)	-4.6%	COPR	HORWITH	CEFX31067
06/12/07	07/18/07	000864251	35755	47,960	50,540	(2,580)	-5.4%	COPR	HORWITH	CEFX31067
06/12/07	07/18/07	000864252	35756	9,400	48,000	(38,600)	-410.6%	COPR	HORWITH	NDYX316224
06/12/07	07/18/07	000864253	35757	57,740	50,980	6,760	11.7%	COPR	HORWITH	CEFX31067
06/12/07	07/12/07	000864254	35758	69,620	52,100	17,520	25.2%	COPR	HORWITH	CEFX33557
06/12/07	07/18/07	000864255	35759	47,140	48,420	(1,280)	-2.7%	COPR	HORWITH	NDYX316224
06/12/07	07/18/07	000864256	35760	76,040	48,860	27,180	35.7%	COPR	HORWITH	NDYX316224
06/12/07	07/18/07	000864257	35761	56,960	48,340	8,620	15.1%	COPR	HORWITH	NDYX316224
06/12/07	07/18/07	000864258	35762	68,080	48,940	19,140	28.1%	COPR	HORWITH	NDYX316054
06/12/07	07/18/07	000864259	35763	24,680	48,060	(23,380)	-94.7%	COPR	HORWITH	NDYX316054
06/12/07	07/18/07	000864260	35764	75,760	49,500	26,260	34.7%	COPR	HORWITH	NDYX316054
06/12/07	07/12/07	000864261	35765	68,020	50,680	17,340	25.5%	COPR	HORWITH	NDYX320445
06/12/07	07/12/07	000864262	35766	67,440	49,920	17,520	26.0%	COPR	HORWITH	CEFX33557
06/12/07	07/12/07	000864263	35767	33,680	50,560	(16,880)	-50.1%	COPR	HORWITH	CEFX33557
06/12/07	07/12/07	000864264	35768	33,680	48,200	(14,520)	-43.1%	COPR	HORWITH	CEFX33557
06/12/07	07/12/07	000864265	35769	66,860	51,100	15,760	23.6%	COPR	HORWITH	NDYX320445
06/12/07	07/18/07	000864266	35770	24,680	48,840	(24,160)	-97.9%	COPR	HORWITH	NDYX316054
06/12/07	07/12/07	000864267	35771	30,640	49,600	(18,960)	-61.9%	COPR	HORWITH	NDYX320445
06/12/07	07/12/07	000864268	35772	29,980	49,580	(19,600)	-65.4%	COPR	HORWITH	NDYX320445
06/12/07	07/12/07	000864269	35773	49,220	51,980	(2,760)	-5.6%	COPR	HORWITH	JTLX30162
06/12/07	07/12/07	000864270	35774	47,180	50,620	(3,440)	-7.3%	COPR	HORWITH	JTLX30162
06/12/07	07/12/07	000864271	35775	45,280	50,960	(5,680)	-12.5%	COPR	HORWITH	JTLX30162
06/12/07	07/12/07	000864272	35776	60,000	50,200	9,800	16.3%	COPR	HORWITH	JTLX30162
06/12/07	07/12/07	000864273	35777	68,040	51,640	16,400	24.1%	COPR	HORWITH	CITX300165
06/12/07	07/12/07	000864274	35778	67,460	49,540	17,920	26.6%	COPR	HORWITH	CITX300165
06/12/07	07/12/07	000864275	35779	33,380	48,720	(15,340)	-46.0%	COPR	HORWITH	CITX300165
06/12/07	07/12/07	000864276	35780	33,380	51,940	(18,560)	-55.6%	COPR	HORWITH	CITX300165
06/12/07	07/12/07	000864277	35781	68,020	50,800	17,220	25.3%	COPR	HORWITH	CITX300166
06/12/07	07/12/07	000864278	35782	67,640	51,960	15,680	23.2%	COPR	HORWITH	CITX300166
06/12/07	07/12/07	000864279	35783	33,140	51,580	(18,440)	-55.6%	COPR	HORWITH	CITX300166
06/12/07	07/18/07	000864280	35784	57,720	51,800	5,920	10.3%	COPR	HORWITH	CITX300101

Honeywell

HONEYWELL SA-7 USE HAZARDOUS WASTE TRACKING (2006)										
Date Shipped	Date of Return Manifest	State Manifest	Man. Doc #	Facilty Manifest Weight (lbs)	Estimated Weight (lbs)	Manifest - Estimate (lbs)	Manifest - Estimate (%)	Material	Transporter	RAILCAR #
06/12/07	07/12/07	000864281	35785	33,140	50,520	(17,380)	-52.4%	COPR	HORWITH	CITX300166
06/12/07	07/18/07	000864282	35786	68,540	50,820	17,720	25.9%	COPR	HORWITH	CITX300101
06/12/07	07/18/07	000864283	35787	33,860	50,640	(16,780)	-49.6%	COPR	HORWITH	CITX300101
06/12/07	07/18/07	000864284	35788	33,860	49,080	(15,220)	-44.9%	COPR	HORWITH	CITX300101
06/12/07	07/12/07	000864285	35789	66,860	48,440	18,420	27.6%	COPR	HORWITH	CITX300146
06/12/07	07/12/07	000864286	35790	48,460	50,080	(1,620)	-3.3%	COPR	HORWITH	CITX300146
06/12/07	07/12/07	000864287	35791	48,100	49,660	(1,560)	-3.2%	COPR	HORWITH	CITX300146
06/12/07	07/12/07	000864288	35792	30,820	49,040	(18,220)	-59.1%	COPR	HORWITH	CITX300146
06/12/07	07/12/07	000864289	35793	36,180	51,620	(15,440)	-42.7%	COPR	HORWITH	CITX300026
06/12/07	07/12/07	000864290	35794	28,920	50,880	(21,960)	-75.9%	COPR	HORWITH	CHUX242
06/12/07	07/12/07	000864291	35795	67,000	52,180	14,820	22.1%	COPR	HORWITH	CHUX242
06/12/07	07/12/07	000864292	35796	68,140	49,740	18,400	27.0%	COPR	HORWITH	CHUX242
06/12/07	07/12/07	000864293	35797	34,320	48,020	(13,700)	-39.9%	COPR	HORWITH	CHUX242
06/12/07	07/12/07	000864294	35798	75,980	49,060	26,920	35.4%	COPR	HORWITH	CITX300026
06/12/07	07/12/07	000864295	35799	66,920	49,400	17,520	26.2%	COPR	HORWITH	CITX300026
06/12/07	07/12/07	000864296	35800	19,760	49,100	(29,340)	-148.5%	COPR	HORWITH	CITX300026
06/12/07	07/12/07	000864297	35801	48,400	48,460	(60)	-0.1%	COPR	HORWITH	JTLX30103
06/12/07	07/12/07	000864298	35802	67,020	50,580	16,440	24.5%	COPR	HORWITH	JTLX30103
06/12/07	07/12/07	000864299	35803	68,520	50,080	18,440	26.9%	COPR	HORWITH	JTLX30103
06/12/07	07/12/07	000864300	35804	11,340	49,580	(38,240)	-337.2%	COPR	HORWITH	JTLX30103
06/12/07	07/12/07	000864301	35805	55,420	51,040	4,380	7.9%	COPR	HORWITH	JTLX30114
06/12/07	07/12/07	000864302	35806	29,580	50,540	(20,960)	-70.9%	COPR	HORWITH	JTLX30114
06/12/07	07/12/07	000864303	35807	48,040	48,360	(320)	-0.7%	COPR	HORWITH	JTLX30114
06/12/07	07/12/07	000864304	35808	64,080	50,620	13,460	21.0%	COPR	HORWITH	JTLX30114
06/13/07	07/12/07	000864305	35809	39,840	49,840	(10,000)	-25.1%	COPR	HORWITH	NDYX316025
06/13/07	07/12/07	000864306	35810	32,980	50,040	(17,060)	-51.7%	COPR	HORWITH	CITX300122
06/13/07	07/12/07	000864307	35811	46,600	49,940	(3,340)	-7.2%	COPR	HORWITH	NDYX316025
06/13/07	07/12/07	000864308	35812	67,960	51,260	16,700	24.6%	COPR	HORWITH	CITX300122
06/13/07	07/12/07	000864309	35813	66,960	50,960	16,000	23.9%	COPR	HORWITH	CITX300122
06/13/07	07/12/07	000864310	35814	35,460	52,020	(16,560)	-46.7%	COPR	HORWITH	CITX300122
06/13/07	07/12/07	000864311	35815	48,480	49,500	(1,020)	-2.1%	COPR	HORWITH	NDYX316025
06/13/07	07/12/07	000864312	35816	31,440	50,780	(19,340)	-61.5%	COPR	HORWITH	CHUX315
06/13/07	07/12/07	000864313	35817	47,480	50,460	(2,980)	-6.3%	COPR	HORWITH	CHUX315
06/13/07	07/12/07	000864314	35818	47,580	51,120	(3,540)	-7.4%	COPR	HORWITH	CHUX315
06/13/07	07/12/07	000864315	35819	78,300	52,100	26,200	33.5%	COPR	HORWITH	CHUX315
06/13/07	07/12/07	000864316	35820	54,720	48,800	5,920	10.8%	COPR	HORWITH	NDYX316025
06/13/07	07/12/07	000864317	35821	19,880	47,180	(27,300)	-137.3%	COPR	HORWITH	NDYX316137
06/13/07	07/12/07	000864318	35822	37,380	50,960	(13,580)	-36.3%	COPR	HORWITH	CITX300120
06/13/07	07/12/07	000864319	35823	48,860	49,540	(680)	-1.4%	COPR	HORWITH	NDYX316137
06/13/07	07/12/07	000864320	35824	47,600	48,360	(760)	-1.6%	COPR	HORWITH	NDYX316137
06/13/07	07/12/07	000864321	35825	28,200	48,300	(20,100)	-71.3%	COPR	HORWITH	NDYX316013
06/13/07	07/12/07	000864322	35826	66,560	51,020	15,540	23.3%	COPR	HORWITH	CITX300120
06/13/07	07/12/07	000864323	35827	76,060	49,680	26,380	34.7%	COPR	HORWITH	NDYX316137
06/13/07	07/12/07	000864324	35828	66,880	50,440	16,440	24.6%	COPR	HORWITH	CITX300120
06/13/07	07/12/07	000864325	35829	27,460	50,860	(23,400)	-85.2%	COPR	HORWITH	CITX300120
06/13/07	07/12/07	000864326	35830	68,980	51,080	17,900	25.9%	COPR	HORWITH	MHFX5658
06/13/07	07/12/07	000864327	35831	67,480	51,840	15,640	23.2%	COPR	HORWITH	MHFX5658
06/13/07	07/12/07	000863870	35832	33,540	51,580	(18,040)	-53.8%	COPR	HORWITH	MHFX5658
06/13/07	07/12/07	000863843	35833	33,540	50,440	(16,900)	-50.4%	COPR	HORWITH	MHFX5658
06/13/07	07/12/07	000863864	35834	67,800	51,240	16,560	24.4%	COPR	HORWITH	MHFX5641
06/13/07	07/12/07	000864328	35835	68,020	50,680	17,340	25.5%	COPR	HORWITH	MHFX5641
06/13/07	07/12/07	000864329	35836	29,420	50,700	(21,280)	-72.3%	COPR	HORWITH	MHFX5641
06/13/07	07/12/07	000864330	35837	67,920	50,020	17,900	26.4%	COPR	HORWITH	NDYX316013
06/13/07	07/12/07	000864331	35838	29,440	51,060	(21,620)	-73.4%	COPR	HORWITH	MHFX5641
06/13/07	07/12/07	000864332	35839	68,100	49,460	18,640	27.4%	COPR	HORWITH	NDYX316013
06/13/07	07/12/07	000864333	35840	30,600	50,400	(19,800)	-64.7%	COPR	HORWITH	NDYX316013
06/13/07	07/18/07	000864334	35841	12,160	48,900	(36,740)	-302.1%	COPR	HORWITH	NDYX316029
06/13/07	07/18/07	000864335	35842	66,220	49,640	16,580	25.0%	COPR	HORWITH	NDYX316029
06/13/07	07/18/07	000864336	35843	9,400	51,800	(42,400)	-451.1%	COPR	HORWITH	JTLX30169
06/13/07	07/18/07	000864337	35844	68,420	50,160	18,260	26.7%	COPR	HORWITH	JTLX30169
06/13/07	07/18/07	000864338	35845	55,440	50,600	4,840	8.7%	COPR	HORWITH	JTLX30169
06/13/07	07/18/07	000864339	35846	67,060	50,900	16,160	24.1%	COPR	HORWITH	JTLX30169
06/13/07	07/18/07	000864340	35847	16,080	51,540	(35,460)	-220.5%	COPR	HORWITH	CHUX193
06/13/07	07/18/07	000864341	35848	75,980	50,680	25,300	33.3%	COPR	HORWITH	CHUX193
06/13/07	07/18/07	000864342	35849	68,060	49,440	18,620	27.4%	COPR	HORWITH	NDYX316029
06/13/07	07/18/07	000864343	35850	47,280	50,180	(2,900)	-6.1%	COPR	HORWITH	CHUX193
06/13/07	07/18/07	000864344	35851	42,900	49,220	(6,320)	-14.7%	COPR	HORWITH	NDYX316029
06/13/07	07/18/07	000864345	35852	57,700	50,420	7,280	12.6%	COPR	HORWITH	CHUX193
06/13/07	07/18/07	000864346	35853	31,740	50,060	(18,320)	-57.7%	COPR	HORWITH	MHFX5698
06/13/07	07/18/07	000864347	35854	67,960	50,580	17,380	25.6%	COPR	HORWITH	MHFX5698
06/13/07	07/18/07	000864348	35855	32,420	51,400	(18,980)	-58.5%	COPR	HORWITH	MHFX5698
06/13/07	07/18/07	000864349	35856	67,740	51,800	15,940	23.5%	COPR	HORWITH	MHFX5698
06/13/07	07/18/07	000864350	35857	40,680	48,000	(7,320)	-18.0%	COPR	HORWITH	CHUX262
06/13/07	07/18/07	000864351	35858	47,680	52,160	(4,480)	-9.4%	COPR	HORWITH	CHUX262

Honeywell

HONEYWELL SA-7 USE HAZARDOUS WASTE TRACKING (2006)										
Date Shipped	Date of Return Manifest	State Manifest	Man. Doc #	Facilty Manifest Weight (lbs)	Estimated Weight (lbs)	Manifest - Estimate (lbs)	Manifest - Estimate (%)	Material	Transporter	RAILCAR #
06/13/07	7/81/2007	000864352	35859	71,020	49,840	21,180	29.8%	COPR	HORWITH	CHUX262
06/13/07	07/18/07	000864353	35860	37,280	51,320	(14,040)	-37.7%	COPR	HORWITH	CHUX262
06/13/07	07/18/07	000864354	35861	68,080	48,580	19,500	28.6%	COPR	HORWITH	HLMX1202
06/13/07	07/18/07	000864355	35862	67,380	50,340	17,040	25.3%	COPR	HORWITH	HLMX1202
06/13/07	07/18/07	000864356	35863	47,580	50,980	(3,400)	-7.1%	COPR	HORWITH	HLMX1202
06/13/07	07/18/07	000864357	35864	20,740	49,500	(28,760)	-138.7%	COPR	HORWITH	HLMX1202
06/13/07	07/12/07	000864358	35865	8,020	51,820	(43,800)	-546.1%	COPR	HORWITH	CHUX325
06/13/07	07/12/07	000864359	35866	66,840	48,920	17,920	26.8%	COPR	HORWITH	CHUX325
06/13/07	07/12/07	000864360	35867	47,240	48,940	(1,700)	-3.6%	COPR	HORWITH	CHUX325
06/13/07	07/12/07	000864361	35868	73,740	49,940	23,800	32.3%	COPR	HORWITH	CHUX325
06/13/07	07/12/07	000864362	35869	18,400	48,000	(29,600)	-160.9%	COPR	HORWITH	JTLX30104
06/13/07	07/12/07	000864363	35870	47,700	49,820	(2,120)	-4.4%	COPR	HORWITH	JTLX30104
06/13/07	07/12/07	000864364	35871	49,020	50,280	(1,260)	-2.6%	COPR	HORWITH	JTLX30104
06/13/07	07/12/07	000864365	35872	76,920	50,160	26,760	34.8%	COPR	HORWITH	JTLX30104
06/14/07	07/18/07	000864366	35873	16,060	50,460	(34,400)	-214.2%	COPR	HORWITH	NRLX585592
06/14/07	07/18/07	000864367	35874	36,540	49,740	(13,200)	-36.1%	COPR	HORWITH	NDYX316063
06/14/07	07/18/07	000864368	35875	68,660	50,880	17,780	25.9%	COPR	HORWITH	NRLX585592
06/14/07	07/18/07	000864369	35876	68,440	49,160	19,280	28.2%	COPR	HORWITH	NDYX316063
06/14/07	07/18/07	000864370	35877	67,900	50,860	17,040	25.1%	COPR	HORWITH	NRLX585592
06/14/07	07/18/07	000864371	35878	50,960	50,540	420	0.8%	COPR	HORWITH	NRLX585592
06/14/07	07/18/07	000864372	35879	67,900	50,280	17,620	25.9%	COPR	HORWITH	MHFX5699
06/14/07	07/18/07	000864373	35880	20,120	50,480	(30,360)	-150.9%	COPR	HORWITH	MHFX5699
06/14/07	07/18/07	000864374	35881	67,780	50,240	17,540	25.9%	COPR	HORWITH	NDYX316063
06/14/07	07/18/07	000864375	35882	66,980	51,620	15,360	22.9%	COPR	HORWITH	MHFX5699
06/14/07	07/18/07	000864376	35883	19,560	49,380	(29,820)	-152.5%	COPR	HORWITH	NDYX316063
06/14/07	07/18/07	000864377	35884	43,780	50,400	(6,620)	-15.1%	COPR	HORWITH	MHFX5699
06/14/07	07/18/07	000864378	35885	17,000	49,360	(32,360)	-190.4%	COPR	HORWITH	NDYX316104
06/14/07	07/18/07	000864379	35886	24,640	50,880	(26,240)	-106.5%	COPR	HORWITH	CEFX35800
06/14/07	07/18/07	000864380	35887	55,860	51,380	4,480	8.0%	COPR	HORWITH	CEFX35800
06/14/07	07/18/07	000864381	35888	16,100	49,020	(32,920)	-204.5%	COPR	HORWITH	NDYX316184
06/14/07	07/18/07	000864382	35889	76,240	48,460	27,780	36.4%	COPR	HORWITH	NDYX316184
06/14/07	07/18/07	000864383	35890	47,760	49,200	(1,440)	-3.0%	COPR	HORWITH	NDYX316184
06/14/07	07/18/07	000864384	35891	50,840	50,060	780	1.5%	COPR	HORWITH	NDYX316184
06/14/07	07/18/07	000864385	35892	67,820	51,480	16,340	24.1%	COPR	HORWITH	CEFX35800
06/14/07	07/18/07	000864386	35893	53,280	50,960	2,320	4.4%	COPR	HORWITH	CEFX35800
06/14/07	07/18/07	000864387	35894	66,740	48,940	17,800	26.7%	COPR	HORWITH	NDYX316104
06/14/07	07/18/07	000864388	35895	13,320	51,760	(38,440)	-288.6%	COPR	HORWITH	NRLX585665
06/14/07	07/18/07	000864389	35896	67,880	51,040	16,840	24.8%	COPR	HORWITH	NRLX585665
06/14/07	07/18/07	000864390	35897	62,880	48,620	14,260	22.7%	COPR	HORWITH	NDYX316104
06/14/07	07/18/07	000864391	35898	45,160	48,000	(2,840)	-6.3%	COPR	HORWITH	NDYX316104
06/14/07	07/18/07	000864392	35899	76,180	49,220	26,960	35.4%	COPR	HORWITH	NDYX316241
06/14/07	07/18/07	000864393	35900	66,780	49,280	17,500	26.2%	COPR	HORWITH	NDYX316241
06/14/07	07/18/07	000864394	35901	63,860	50,420	13,440	21.0%	COPR	HORWITH	NRLX585665
06/14/07	07/18/07	000864395	35902	50,940	47,000	3,940	7.7%	COPR	HORWITH	NRLX585665
06/14/07	07/18/07	000864396	35903	23,460	49,640	(26,180)	-111.6%	COPR	HORWITH	NDYX316241
06/14/07	07/18/07	000864397	35904	23,460	48,660	(25,200)	-107.4%	COPR	HORWITH	NDYX316241
06/14/07	07/18/07	000864398	35905	35,660	50,240	(14,580)	-40.9%	COPR	HORWITH	CITX300160
06/14/07	07/18/07	000864399	35906	67,420	50,200	17,220	25.5%	COPR	HORWITH	CITX300160
06/14/07	07/18/07	000864400	35907	76,320	50,880	25,440	33.3%	COPR	HORWITH	CITX300160
06/14/07	07/18/07	000864401	35908	22,800	50,540	(27,740)	-121.7%	COPR	HORWITH	CITX300160
06/14/07	07/18/07	000864402	35909	24,300	48,500	(24,200)	-99.6%	COPR	HORWITH	NDYX316178
06/14/07	07/18/07	000864403	35910	66,420	49,440	16,980	25.6%	COPR	HORWITH	NDYX316178
06/14/07	07/18/07	000864404	35911	27,560	52,260	(24,700)	-89.6%	COPR	HORWITH	CITX300158
06/14/07	07/18/07	000864405	35912	9,380	49,880	(40,500)	-431.8%	COPR	HORWITH	NDYX316144
06/14/07	07/18/07	000864406	35913	68,060	49,840	18,220	26.8%	COPR	HORWITH	NDYX316178
06/14/07	07/18/07	000864407	35914	76,600	50,320	26,280	34.3%	COPR	HORWITH	CITX300158
06/14/07	07/18/07	000864408	35915	28,020	48,140	(20,120)	-71.8%	COPR	HORWITH	NDYX316178
06/14/07	07/18/07	000864409	35916	77,100	51,380	25,720	33.4%	COPR	HORWITH	CITX300158
06/14/07	07/18/07	000864410	35917	78,200	48,920	29,280	37.4%	COPR	HORWITH	NDYX316144
06/14/07	07/18/07	000864411	35918	76,900	51,080	25,820	33.6%	COPR	HORWITH	CITX300124
06/14/07	07/18/07	000864412	35919	20,720	50,080	(29,360)	-141.7%	COPR	HORWITH	CITX300158
06/14/07	07/18/07	000864413	35920	34,380	51,380	(17,000)	-49.4%	COPR	HORWITH	CITX300124
06/14/07	07/18/07	000864414	35921	34,380	50,380	(16,000)	-46.5%	COPR	HORWITH	CITX300124
06/14/07	07/18/07	000864415	35922	56,020	50,060	5,960	10.6%	COPR	HORWITH	CITX300124
06/14/07	07/18/07	000864416	35923	16,080	50,400	(34,320)	-213.4%	COPR	HORWITH	CITX300161
06/14/07	07/18/07	000864417	35924	76,040	50,260	25,780	33.9%	COPR	HORWITH	CITX300161
06/14/07	07/18/07	000864418	35925	67,080	51,000	16,080	24.0%	COPR	HORWITH	CITX300161
06/14/07	07/18/07	000864419	35926	42,100	52,220	(10,120)	-24.0%	COPR	HORWITH	CITX300161
06/14/07	07/18/07	000864420	35927	77,080	48,000	29,080	37.7%	COPR	HORWITH	NDYX316144
06/14/07	07/18/07	000864421	35928	25,780	50,000	(24,220)	-93.9%	COPR	HORWITH	HLMX1293
06/14/07	07/18/07	000864422	35929	66,940	51,640	15,300	22.9%	COPR	HORWITH	HLMX1293
06/14/07	07/18/07	000864423	35930	67,780	49,720	18,060	26.6%	COPR	HORWITH	HLMX1293
06/14/07	07/18/07	000864424	35931	30,580	49,540	(18,960)	-62.0%	COPR	HORWITH	NDYX316144
06/14/07	07/18/07	000864425	35932	43,160	51,760	(8,600)	-19.9%	COPR	HORWITH	HLMX1293

Honeywell

HONEYWELL SA-7 USE HAZARDOUS WASTE TRACKING (2006)										
Date Shipped	Date of Return Manifest	State Manifest	Man. Doc #	Facilty Manifest Weight (lbs)	Estimated Weight (lbs)	Manifest - Estimate (lbs)	Manifest - Estimate (%)	Material	Transporter	RAILCAR #
06/14/07	07/18/07	000864426	35933	45,880	50,980	(5,100)	-11.1%	COPR	HORWITH	JTLX30143
06/14/07	07/18/07	000864427	35934	68,140	50,560	17,580	25.8%	COPR	HORWITH	JTLX30143
06/14/07	07/18/07	000864428	35935	67,040	50,060	16,980	25.3%	COPR	HORWITH	JTLX30143
06/14/07	07/18/07	000864429	35936	19,240	50,660	(31,420)	-163.3%	COPR	HORWITH	JTLX30143
06/15/07	07/31/07	000864430	35937	67,320	50,620	16,700	24.8%	COPR	HORWITH	CHUX129
06/15/07	07/31/07	000864431	35938	20,720	50,360	(29,640)	-143.1%	COPR	HORWITH	CHUX129
06/15/07	07/31/07	000864432	35939	66,500	50,040	16,460	24.8%	COPR	HORWITH	CHUX129
06/15/07	07/31/07	000864433	35940	42,480	49,540	(7,060)	-16.6%	COPR	HORWITH	CHUX129
06/15/07	07/20/07	000864434	35941	66,460	50,920	15,540	23.4%	COPR	HORWITH	CITX300123
06/15/07	07/20/07	000864435	35942	20,560	50,860	(30,300)	-147.4%	COPR	HORWITH	CITX300123
06/15/07	07/20/07	000864436	35943	67,500	50,940	16,560	24.5%	COPR	HORWITH	CITX300123
06/15/07	07/20/07	000864437	35944	45,760	50,600	(4,840)	-10.6%	COPR	HORWITH	CITX300123
06/15/07	07/18/07	000864438	35945	76,560	49,240	27,320	35.7%	COPR	HORWITH	CHUX321
06/15/07	07/18/07	000864439	35946	76,200	51,100	25,100	32.9%	COPR	HORWITH	CHUX321
06/15/07	07/18/07	000864440	35947	22,880	50,480	(27,600)	-120.6%	COPR	HORWITH	CHUX321
06/15/07	07/18/07	000864441	35948	28,800	49,140	(20,340)	-70.6%	COPR	HORWITH	JTLX30123
06/15/07	07/18/07	000864442	35949	66,380	51,080	15,300	23.0%	COPR	HORWITH	CHUX168
06/15/07	07/18/07	000864443	35950	22,900	49,740	(26,840)	-117.2%	COPR	HORWITH	CHUX321
06/15/07	07/18/07	000864444	35951	30,520	51,640	(21,120)	-69.2%	COPR	HORWITH	CHUX168
06/15/07	07/18/07	000864445	35952	67,320	49,960	17,360	25.8%	COPR	HORWITH	CHUX168
06/15/07	07/18/07	000864446	35953	38,200	49,500	(11,300)	-29.6%	COPR	HORWITH	CHUX168
06/15/07	07/18/07	000864447	35954	48,580	50,680	(2,100)	-4.3%	COPR	HORWITH	JTLX30123
06/15/07	07/18/07	000864448	35955	46,560	51,360	(4,800)	-10.3%	COPR	HORWITH	JTLX30123
06/15/07	07/18/07	000864449	35956	75,320	51,420	23,900	31.7%	COPR	HORWITH	JTLX30123
06/15/07	07/18/07	000864450	35957	38,120	51,780	(13,660)	-35.8%	COPR	HORWITH	JTLX262
06/15/07	07/18/07	000864451	35958	76,320	49,180	27,140	35.6%	COPR	HORWITH	JTLX262
06/15/07	07/18/07	000864452	35959	75,960	51,780	24,180	31.8%	COPR	HORWITH	JTLX262
06/15/07	07/18/07	000864453	35960	12,980	50,280	(37,300)	-287.4%	COPR	HORWITH	JTLX262
06/15/07	07/18/07	000864454	35961	56,100	50,100	6,000	10.7%	COPR	HORWITH	MHFX5643
06/15/07	07/18/07	000864455	35962	67,240	50,000	17,240	25.6%	COPR	HORWITH	MHFX5643
06/15/07	07/18/07	000864456	35963	38,340	50,380	(12,040)	-31.4%	COPR	HORWITH	MHFX5643
06/15/07	07/18/07	000864457	35964	38,340	49,500	(11,160)	-29.1%	COPR	HORWITH	MHFX5643
06/15/07	07/18/07	000864458	35965	48,200	49,580	(1,380)	-2.9%	COPR	HORWITH	CHUX184
06/15/07	07/18/07	000864459	35966	67,520	49,720	17,800	26.4%	COPR	HORWITH	CHUX184
06/15/07	07/18/07	000864460	35967	66,820	50,720	16,100	24.1%	COPR	HORWITH	CHUX184
06/15/07	07/20/07	000864461	35968	68,180	52,160	16,020	23.5%	COPR	HORWITH	MHFX5712
06/15/07	07/20/07	000864462	35969	67,560	51,040	16,520	24.5%	COPR	HORWITH	MHFX5712
06/15/07	07/20/07	000864463	35970	34,300	49,240	(14,940)	-43.6%	COPR	HORWITH	MHFX5712
06/15/07	07/20/07	000864464	35971	34,320	51,420	(17,100)	-49.8%	COPR	HORWITH	MHFX5712
06/15/07	07/18/07	000864465	35972	33,440	48,400	(14,960)	-44.7%	COPR	HORWITH	DJLX98509
06/15/07	07/18/07	000864466	35973	63,380	51,460	11,920	18.8%	COPR	HORWITH	DJLX98509
06/15/07	07/18/07	000864467	35974	67,300	50,900	16,400	24.4%	COPR	HORWITH	DJLX98509
06/15/07	07/18/07	000864468	35975	33,440	49,460	(16,020)	-47.9%	COPR	HORWITH	DJLX98509
06/15/07	07/20/07	000864469	35976	67,960	49,460	18,500	27.2%	COPR	HORWITH	JTLX30138
06/15/07	07/20/07	000864470	35977	77,000	51,000	26,000	33.8%	COPR	HORWITH	JTLX30138
06/15/07	07/20/07	000864471	35978	28,080	49,140	(21,060)	-75.0%	COPR	HORWITH	JTLX30138
06/15/07	07/20/07	000864472	35979	27,320	50,680	(23,360)	-85.5%	COPR	HORWITH	JTLX30138
06/15/07	07/18/07	000864473	35980	44,260	50,040	(5,780)	-13.1%	COPR	HORWITH	CHUX293
06/15/07	07/18/07	000864474	35981	68,000	50,440	17,560	25.8%	COPR	HORWITH	CHUX293
06/15/07	07/18/07	000864475	35982	66,860	50,500	16,360	24.5%	COPR	HORWITH	CHUX293
06/15/07	07/18/07	000864476	35983	19,700	49,360	(29,660)	-150.6%	COPR	HORWITH	CHUX293
06/15/07	07/18/07	000864477	35984	17,700	51,940	(34,240)	-193.4%	COPR	HORWITH	CHUX184
06/15/07	07/18/07	000864478	35985	66,840	49,920	16,920	25.3%	COPR	HORWITH	NDYX320342
06/15/07	07/18/07	000864479	35986	50,400	51,040	(640)	-1.3%	COPR	HORWITH	NDYX320432
06/15/07	07/18/07	000864480	35987	15,040	50,120	(35,080)	-233.2%	COPR	HORWITH	NDYX320432
06/15/07	07/18/07	000864481	35988	67,180	50,160	17,020	25.3%	COPR	HORWITH	NDYX320432
06/15/07	07/18/07	000864482	35989	67,360	49,860	17,500	26.0%	COPR	HORWITH	JTLX30112
06/15/07	07/18/07	000864483	35990	64,080	50,760	13,320	20.8%	COPR	HORWITH	JTLX30112
06/15/07	07/18/07	000864484	35991	34,120	51,300	(17,180)	-50.4%	COPR	HORWITH	JTLX30112
06/15/07	07/18/07	000864485	35992	34,120	51,380	(17,260)	-50.6%	COPR	HORWITH	JTLX30112
06/15/07	07/18/07	000864486	35993	66,860	51,440	15,420	23.1%	COPR	HORWITH	CHUX259
06/15/07	07/18/07	000864487	35994	67,960	51,700	16,260	23.9%	COPR	HORWITH	CHUX259
06/15/07	07/20/07	000864488	35995	52,700	51,220	1,480	2.8%	COPR	HORWITH	NDYX320427
06/15/07	07/18/07	000864489	35996	33,920	50,240	(16,320)	-48.1%	COPR	HORWITH	CHUX259
06/15/07	07/18/07	000864490	35997	33,900	50,100	(16,200)	-47.8%	COPR	HORWITH	CHUX259
06/15/07	07/20/07	000864491	35998	68,260	51,740	16,520	24.2%	COPR	HORWITH	NDYX320427
06/18/07	07/20/07	000864492	35999	16,700	51,440	(34,740)	-208.0%	COPR	HORWITH	CHUX211
06/18/07	07/20/07	000864493	36000	66,800	51,340	15,460	23.1%	COPR	HORWITH	CHUX211
06/18/07	07/31/07	000864494	36001	68,400	49,400	19,000	27.8%	COPR	HORWITH	NDYX316074
06/18/07	07/20/07	000864495	36002	67,960	50,300	17,660	26.0%	COPR	HORWITH	CHUX211
06/18/07	07/31/07	000864496	36003	67,960	48,000	19,960	29.4%	COPR	HORWITH	NDYX316074
06/18/07	07/31/07	000864497	36004	45,140	49,980	(4,840)	-10.7%	COPR	HORWITH	NDYX316074
06/18/07	07/20/07	000864498	36005	51,160	51,000	160	0.3%	COPR	HORWITH	CHUX211
06/18/07	07/31/07	000864499	36006	12,380	49,780	(37,400)	-302.1%	COPR	HORWITH	NDYX316074

HONEYWELL SA-7 USE HAZARDOUS WASTE TRACKING (2006)										
Date Shipped	Date of Return Manifest	State Manifest	Man. Doc #	Facilty Manifest Weight (lbs)	Estimated Weight (lbs)	Manifest - Estimate (lbs)	Manifest - Estimate (%)	Material	Transporter	RAILCAR #
06/18/07	07/20/07	000864500	36007	17,040	50,660	(33,620)	-197.3%	COPR	HORWITH	CEFX35839
06/18/07	07/20/07	000865002	36008	76,340	51,300	25,040	32.8%	COPR	HORWITH	CEFX35839
06/18/07	07/20/07	000865003	36009	68,500	51,140	17,360	25.3%	COPR	HORWITH	CEFX35839
06/18/07	07/20/07	000865004	36010	38,000	51,000	(13,000)	-34.2%	COPR	HORWITH	CEFX35839
06/18/07	07/20/07	000865005	36011	76,260	50,220	26,040	34.1%	COPR	HORWITH	JTLX30125
06/18/07	07/20/07	000865006	36012	38,000	50,740	(12,740)	-33.5%	COPR	HORWITH	JTLX30125
06/18/07	07/20/07	000865007	36013	66,800	50,560	16,240	24.3%	COPR	HORWITH	JTLX30125
06/18/07	07/20/07	000865008	36014	75,840	48,420	27,420	36.2%	COPR	HORWITH	NDYX316223
06/18/07	07/20/07	000865009	36015	35,480	49,000	(13,520)	-38.1%	COPR	HORWITH	NDYX316223
06/18/07	07/20/07	000865011	36016	37,880	48,000	(10,120)	-26.7%	COPR	HORWITH	NDYX316223
06/18/07	07/20/07	000865012	36017	19,340	50,420	(31,080)	-160.7%	COPR	HORWITH	JTLX30125
06/18/07	07/20/07	000865013	36018	20,500	49,360	(28,860)	-140.8%	COPR	HORWITH	CEFX35850
06/18/07	07/20/07	000865014	36019	76,520	50,220	26,300	34.4%	COPR	HORWITH	CEFX35850
06/18/07	07/20/07	000865015	36020	37,900	47,520	(9,620)	-25.4%	COPR	HORWITH	NDYX316223
06/18/07	07/20/07	000865016	36021	67,520	51,320	16,200	24.0%	COPR	HORWITH	CEFX35850
06/18/07	07/20/07	000865017	36022	31,200	51,240	(20,040)	-64.2%	COPR	HORWITH	CEFX35850
06/18/07	07/20/07	000865018	36023	35,180	49,400	(14,220)	-40.4%	COPR	HORWITH	JTLX170
06/18/07	07/20/07	000865019	36024	68,100	51,600	16,500	24.2%	COPR	HORWITH	JTLX170
06/18/07	07/20/07	000865020	36025	66,960	50,700	16,260	24.3%	COPR	HORWITH	JTLX170
06/18/07	07/20/07	000865021	36026	38,720	50,120	(11,400)	-29.4%	COPR	HORWITH	CHUX215
06/18/07	07/20/07	000865022	36027	28,020	50,980	(22,960)	-81.9%	COPR	HORWITH	JTLX170
06/18/07	07/20/07	000865023	36028	67,180	51,760	15,420	23.0%	COPR	HORWITH	CHUX215
06/18/07	07/20/07	000865024	36029	67,460	50,900	16,560	24.5%	COPR	HORWITH	CHUX215
06/18/07	07/20/07	000865025	36030	30,440	50,000	(19,560)	-64.3%	COPR	HORWITH	CHUX215
06/18/07	07/20/07	000865026	36031	34,300	50,680	(16,380)	-47.8%	COPR	HORWITH	CHUX219
06/18/07	07/20/07	000865027	36032	64,740	48,300	16,440	25.4%	COPR	HORWITH	CHUX219
06/18/07	07/20/07	000865028	36033	67,740	48,920	18,820	27.8%	COPR	HORWITH	CHUX219
06/18/07	07/20/07	000865029	36034	31,480	49,820	(18,340)	-58.3%	COPR	HORWITH	CHUX219
06/18/07	07/20/07	000865030	36035	25,840	49,540	(23,700)	-91.7%	COPR	HORWITH	TILX3189
06/18/07	07/20/07	000865031	36036	76,460	49,260	27,200	35.6%	COPR	HORWITH	TILX3189
06/18/07	07/20/07	000865032	36037	76,020	50,400	25,620	33.7%	COPR	HORWITH	TILX3189
06/18/07	07/20/07	000865033	36038	19,080	49,920	(30,840)	-161.6%	COPR	HORWITH	TILX3189
06/18/07	07/20/07	000865034	36039	67,340	50,600	16,740	24.9%	COPR	HORWITH	NDYX320427
06/18/07	07/20/07	000865035	36040	10,900	49,020	(38,120)	-349.7%	COPR	HORWITH	NDYX320427
06/18/07	07/24/07	000865036	36041	19,860	51,300	(31,440)	-158.3%	COPR	HORWITH	CHUX266
06/18/07	07/24/07	000865037	36042	68,680	50,480	18,200	26.5%	COPR	HORWITH	CHUX266
06/18/07	07/24/07	000865038	36043	67,020	50,940	16,080	24.0%	COPR	HORWITH	CHUX266
06/18/07	07/24/07	000865039	36044	44,200	49,760	(5,560)	-12.6%	COPR	HORWITH	CHUX266
06/18/07	07/24/07	000865040	36045	21,780	50,060	(28,280)	-129.8%	COPR	HORWITH	MHFX5642
06/18/07	07/24/07	000865041	36046	67,640	51,960	15,680	23.2%	COPR	HORWITH	MHFX5642
06/18/07	07/24/07	000865042	36047	57,180	49,200	7,980	14.0%	COPR	HORWITH	NDYX316128
06/18/07	07/24/07	000865043	36048	25,100	50,840	(25,740)	-102.5%	COPR	HORWITH	CITX300162
06/18/07	07/24/07	000865044	36049	42,760	50,600	(7,840)	-18.3%	COPR	HORWITH	MHFX5642
06/18/07	07/24/07	000865045	36050	76,080	49,240	26,840	35.3%	COPR	HORWITH	NDYX316128
06/18/07	07/24/07	000865046	36051	66,800	50,540	16,260	24.3%	COPR	HORWITH	MHFX5642
06/18/07	07/24/07	000865047	36052	75,920	51,680	24,240	31.9%	COPR	HORWITH	CITX300162
06/18/07	07/24/07	000865048	36053	75,660	49,900	25,760	34.0%	COPR	HORWITH	CITX300162
06/18/07	07/24/07	000865049	36054	23,060	51,320	(28,260)	-122.5%	COPR	HORWITH	CITX300162
06/18/07	07/24/07	000865050	36055	44,760	51,040	(6,280)	-14.0%	COPR	HORWITH	CITX300156
06/18/07	07/24/07	000865051	36056	66,780	51,640	15,140	22.7%	COPR	HORWITH	CITX300156
06/18/07	07/24/07	000865052	36057	66,520	49,680	16,840	25.3%	COPR	HORWITH	CITX300156
06/18/07	07/24/07	000865053	36058	22,940	50,100	(27,160)	-118.4%	COPR	HORWITH	CITX300156
06/18/07	07/24/07	000865054	36059	76,000	49,800	26,200	34.5%	COPR	HORWITH	JTLX188
06/18/07	07/24/07	000865055	36060	28,260	48,440	(20,180)	-71.4%	COPR	HORWITH	NDYX316128
06/18/07	07/24/07	000865056	36061	76,320	51,320	25,000	32.8%	COPR	HORWITH	JTLX188
06/18/07	07/24/07	000865057	36062	28,260	48,920	(20,660)	-73.1%	COPR	HORWITH	NDYX316128
06/19/07	07/20/07	000863863	36063	36,680	51,020	(14,340)	-39.1%	COPR	HORWITH	JTLX30105
06/19/07	07/20/07	000859812	36064	41,760	49,580	(7,820)	-18.7%	COPR	HORWITH	NDYX316060
06/19/07	07/20/07	000863877	36065	39,280	48,940	(9,660)	-24.6%	COPR	HORWITH	NDYX316237
06/19/07	07/20/07	000863872	36066	67,520	48,380	19,140	28.3%	COPR	HORWITH	NDYX316237
06/19/07	07/20/07	000865058	36067	66,900	48,720	18,180	27.2%	COPR	HORWITH	NDYX316237
06/19/07	07/20/07	000865059	36068	68,980	51,240	17,740	25.7%	COPR	HORWITH	JTLX30105
06/19/07	07/20/07	000865060	36069	67,400	49,680	17,720	26.3%	COPR	HORWITH	JTLX30105
06/19/07	07/20/07	000865061	36070	16,280	48,260	(31,980)	-196.4%	COPR	HORWITH	NDYX316237
06/19/07	07/20/07	000865062	36071	27,300	50,600	(23,300)	-85.3%	COPR	HORWITH	JTLX30105
06/19/07	07/20/07	000865063	36072	68,000	49,080	18,920	27.8%	COPR	HORWITH	NDYX316060
06/19/07	07/20/07	000865064	36073	48,420	49,400	(980)	-2.0%	COPR	HORWITH	NDYX316060
06/19/07	07/20/07	000865065	36074	39,100	49,800	(10,700)	-27.4%	COPR	HORWITH	NDYX316060
06/19/07	07/20/07	000865066	36075	47,740	49,940	(2,200)	-4.6%	COPR	HORWITH	MHFX5770
06/19/07	07/20/07	000865067	36076	77,400	50,760	26,640	34.4%	COPR	HORWITH	MHFX5770
06/19/07	07/20/07	000865068	36077	29,440	49,040	(19,600)	-66.6%	COPR	HORWITH	NDYX316192
06/19/07	07/20/07	000865069	36078	69,320	49,020	20,300	29.3%	COPR	HORWITH	NDYX316192
06/19/07	07/20/07	000865070	36079	38,120	50,080	(11,960)	-31.4%	COPR	HORWITH	MHFX5770
06/19/07	07/20/07	000865071	36080	38,100	50,980	(12,880)	-33.8%	COPR	HORWITH	MHFX5770

HONEYWELL SA-7 USE HAZARDOUS WASTE TRACKING (2006)										
Date Shipped	Date of Return Manifest	State Manifest	Man. Doc #	Facilty Manifest Weight (lbs)	Estimated Weight (lbs)	Manifest - Estimate (lbs)	Manifest - Estimate (%)	Material	Transporter	RAILCAR #
06/19/07	07/20/07	000865072	36081	67,080	49,780	17,300	25.8%	COPR	HORWITH	HLMX1274
06/19/07	07/20/07	000865073	36082	66,900	47,300	19,600	29.3%	COPR	HORWITH	NDYX316192
06/19/07	07/20/07	000865074	36083	76,440	50,120	26,320	34.4%	COPR	HORWITH	HLMX1274
06/19/07	07/20/07	000865075	36084	26,060	49,960	(23,900)	-91.7%	COPR	HORWITH	HLMX1274
06/19/07	07/20/07	000865076	36085	25,600	48,680	(23,080)	-90.2%	COPR	HORWITH	NDYX316192
06/19/07	07/20/07	000865077	36086	26,080	50,400	(24,320)	-93.3%	COPR	HORWITH	HLMX1274
06/19/07	07/20/07	000865078	36087	76,240	49,020	27,220	35.7%	COPR	HORWITH	CITX300028
06/19/07	07/20/07	000865079	36088	22,360	50,000	(27,640)	-123.6%	COPR	HORWITH	CITX300028
06/19/07	07/20/07	000865080	36089	32,380	50,660	(18,280)	-56.5%	COPR	HORWITH	CITX300016
06/19/07	07/20/07	000865081	36090	75,900	49,140	26,760	35.3%	COPR	HORWITH	CITX300028
06/19/07	07/20/07	000865082	36091	22,340	49,940	(27,600)	-123.5%	COPR	HORWITH	CITX300028
06/19/07	07/20/07	000865083	36092	67,080	51,060	16,020	23.9%	COPR	HORWITH	CITX300016
06/19/07	07/20/07	000865084	36093	66,280	50,440	15,840	23.9%	COPR	HORWITH	CITX300016
06/19/07	07/20/07	000865085	36094	30,000	50,600	(20,600)	-68.7%	COPR	HORWITH	CITX300016
06/19/07	07/20/07	000865086	36095	37,580	52,220	(14,640)	-39.0%	COPR	HORWITH	JTLX265
06/19/07	07/20/07	000865087	36096	75,840	50,180	25,660	33.8%	COPR	HORWITH	JTLX265
06/19/07	07/20/07	000865088	36097	76,600	49,240	27,360	35.7%	COPR	HORWITH	JTLX265
06/19/07	07/20/07	000865089	36098	6,700	51,020	(44,320)	-661.5%	COPR	HORWITH	JTLX265
06/19/07	07/24/07	000865090	36099	23,520	50,020	(26,500)	-112.7%	COPR	HORWITH	JTLX188
06/19/07	07/24/07	000865091	36100	23,520	51,500	(27,980)	-119.0%	COPR	HORWITH	JTLX188
06/19/07	07/20/07	000865092	36101	60,220	50,160	10,060	16.7%	COPR	HORWITH	MHFX5600
06/19/07	07/20/07	000865093	36102	66,280	49,240	17,040	25.7%	COPR	HORWITH	MHFX5600
06/19/07	07/20/07	000865094	36103	63,980	49,300	14,680	22.9%	COPR	HORWITH	MHFX5600
06/19/07	07/20/07	000865095	36104	5,480	49,920	(44,440)	-810.9%	COPR	HORWITH	MHFX5600
06/19/07	07/20/07	000865096	36105	67,700	49,160	18,540	27.4%	COPR	HORWITH	CEFX33544
06/19/07	07/20/07	000865097	36106	66,980	50,500	16,480	24.6%	COPR	HORWITH	CEFX33544
06/19/07	07/20/07	000865098	36107	34,000	49,700	(15,700)	-46.2%	COPR	HORWITH	CEFX33544
06/19/07	07/20/07	000865099	36108	21,520	51,420	(29,900)	-138.9%	COPR	HORWITH	JTLX30148
06/19/07	07/20/07	000865100	36109	33,980	49,680	(15,700)	-46.2%	COPR	HORWITH	CEFX33544
06/19/07	07/20/07	000865101	36110	67,340	49,460	17,880	26.6%	COPR	HORWITH	JTLX30148
06/19/07	07/20/07	000865102	36111	42,180	49,620	(7,440)	-17.6%	COPR	HORWITH	JTLX30148
06/19/07	07/20/07	000865103	36112	67,000	50,860	16,140	24.1%	COPR	HORWITH	JTLX30148
06/19/07	07/20/07	000865104	36113	47,300	51,040	(3,740)	-7.9%	COPR	HORWITH	CEFX35835
06/19/07	07/20/07	000865105	36114	66,940	50,280	16,660	24.9%	COPR	HORWITH	CEFX35835
06/19/07	07/20/07	000865106	36115	68,040	51,020	17,020	25.0%	COPR	HORWITH	CEFX35835
06/19/07	07/20/07	000865107	36116	25,900	50,240	(24,340)	-94.0%	COPR	HORWITH	CHUX202
06/19/07	07/20/07	000865108	36117	14,600	51,240	(36,640)	-251.0%	COPR	HORWITH	CHUX318
06/19/07	07/20/07	000865109	36118	17,180	50,340	(33,160)	-193.0%	COPR	HORWITH	CEFX35835
06/19/07	07/20/07	000865110	36119	76,320	49,940	26,380	34.6%	COPR	HORWITH	CHUX202
06/19/07	07/20/07	000865111	36120	67,340	50,040	17,300	25.7%	COPR	HORWITH	CHUX202
06/19/07	07/20/07	000865112	36121	25,900	50,160	(24,260)	-93.7%	COPR	HORWITH	CHUX202
06/19/07	07/20/07	000865113	36122	67,960	49,700	18,260	26.9%	COPR	HORWITH	CHUX318
06/19/07	07/20/07	000865114	36123	66,920	51,140	15,780	23.6%	COPR	HORWITH	CHUX318
06/19/07	07/20/07	000865115	36124	75,840	50,940	24,900	32.8%	COPR	HORWITH	JTLX30140
06/19/07	07/20/07	000865116	36125	50,140	50,200	(60)	-0.1%	COPR	HORWITH	CHUX318
06/19/07	07/20/07	000865117	36126	61,260	50,460	10,800	17.6%	COPR	HORWITH	JTLX30140
06/20/07	07/20/07	000865118	36127	70,460	51,300	19,160	27.2%	COPR	HORWITH	CHUX144
06/20/07	07/20/07	000865119	36128	75,860	49,540	26,320	34.7%	COPR	HORWITH	NDYX316211
06/20/07	07/20/07	000865120	36129	76,320	48,240	28,080	36.8%	COPR	HORWITH	NDYX316211
06/20/07	07/20/07	000865121	36130	67,700	50,400	17,300	25.6%	COPR	HORWITH	CHUX144
06/20/07	07/31/07	000865122	36131	69,140	49,620	19,520	28.2%	COPR	HORWITH	NDYX316092
06/20/07	07/20/07	000865123	36132	33,660	50,000	(16,340)	-48.5%	COPR	HORWITH	CHUX144
06/20/07	07/20/07	000865124	36133	16,820	49,380	(32,560)	-193.6%	COPR	HORWITH	NDYX316211
06/20/07	07/20/07	000865125	36134	16,820	48,100	(31,280)	-186.0%	COPR	HORWITH	NDYX316211
06/20/07	07/20/07	000865126	36135	33,660	50,020	(16,360)	-48.6%	COPR	HORWITH	CHUX144
06/20/07	07/20/07	000865127	36136	31,260	50,460	(19,200)	-61.4%	COPR	HORWITH	JTLX30140
06/20/07	07/20/07	000865128	36137	31,280	51,300	(20,020)	-64.0%	COPR	HORWITH	JTLX30140
06/20/07	07/20/07	000865129	36138	13,740	51,100	(37,360)	-271.9%	COPR	HORWITH	JTLX30154
06/20/07	07/20/07	000865130	36139	67,100	50,420	16,680	24.9%	COPR	HORWITH	JTLX30154
06/20/07	07/20/07	000865131	36140	66,300	50,400	15,900	24.0%	COPR	HORWITH	JTLX30154
06/20/07	07/20/07	000865132	36141	50,140	50,160	(20)	0.0%	COPR	HORWITH	JTLX30154
06/20/07	07/31/07	000865133	36142	68,140	49,880	18,260	26.8%	COPR	HORWITH	NDYX316092
06/20/07	07/31/07	000865134	36143	24,820	49,460	(24,640)	-99.3%	COPR	HORWITH	NDYX316092
06/20/07	07/31/07	000865135	36144	24,820	49,960	(25,140)	-101.3%	COPR	HORWITH	NDYX316092
06/20/07	07/20/07	000865136	36145	67,760	49,920	17,840	26.3%	COPR	HORWITH	DJLX98531
06/20/07	07/20/07	000865137	36146	25,960	51,120	(25,160)	-96.9%	COPR	HORWITH	DJLX98531
06/20/07	07/20/07	000865138	36147	27,580	50,360	(22,780)	-82.6%	COPR	HORWITH	DJLX98531
06/20/07	07/20/07	000865139	36148	76,020	50,200	25,820	34.0%	COPR	HORWITH	DJLX98531
06/20/07	07/20/07	000865140	36149	49,020	51,360	(2,340)	-4.8%	COPR	HORWITH	CITX300021
06/20/07	07/20/07	000865141	36150	67,140	49,900	17,240	25.7%	COPR	HORWITH	CITX300021
06/20/07	07/20/07	000865142	36151	16,640	49,920	(33,280)	-200.0%	COPR	HORWITH	CITX300021
06/20/07	07/20/07	000865143	36152	66,980	51,060	15,920	23.8%	COPR	HORWITH	CITX300021
06/20/07	07/20/07	000865144	36153	38,100	50,620	(12,520)	-32.9%	COPR	HORWITH	JTLX30134
06/20/07	07/20/07	000865145	36154	76,480	50,560	25,920	33.9%	COPR	HORWITH	JTLX30134

Honeywell

HONEYWELL SA-7 USE HAZARDOUS WASTE TRACKING (2006)										
Date Shipped	Date of Return Manifest	State Manifest	Man. Doc #	Facilty Manifest Weight (lbs)	Estimated Weight (lbs)	Manifest - Estimate (lbs)	Manifest - Estimate (%)	Material	Transporter	RAILCAR #
06/20/07	07/20/07	000865146	36155	76,040	50,480	25,560	33.6%	COPR	HORWITH	JTLX30134
06/20/07	07/20/07	000865147	36156	6,120	50,800	(44,680)	-730.1%	COPR	HORWITH	JTLX30134
06/20/07	07/20/07	000865148	36157	33,640	51,440	(17,800)	-52.9%	COPR	HORWITH	HLMX1165
06/20/07	07/20/07	000865149	36158	67,100	49,580	17,520	26.1%	COPR	HORWITH	HLMX1165
06/20/07	07/20/07	000865150	36159	69,080	51,160	17,920	25.9%	COPR	HORWITH	HLMX1165
06/20/07	07/20/07	000865151	36160	30,600	51,140	(20,540)	-67.1%	COPR	HORWITH	HLMX1165
06/20/07	07/20/07	000865152	36161	16,700	48,020	(31,320)	-187.5%	COPR	HORWITH	NDYX316015
06/20/07	07/20/07	000865153	36162	69,360	49,480	19,880	28.7%	COPR	HORWITH	NDYX316015
06/20/07	07/24/07	000865154	36163	25,780	51,280	(25,500)	-98.9%	COPR	HORWITH	MHFX5611
06/20/07	07/20/07	000865155	36164	67,900	50,460	17,440	25.7%	COPR	HORWITH	NDYX316015
06/20/07	07/24/07	000865156	36165	68,120	52,320	15,800	23.2%	COPR	HORWITH	MHFX5611
06/20/07	07/20/07	000865157	36166	37,480	50,680	(13,200)	-35.2%	COPR	HORWITH	NDYX316015
06/20/07	07/24/07	000865158	36167	67,100	51,040	16,060	23.9%	COPR	HORWITH	MHFX5611
06/20/07	07/20/07	000865159	36168	37,400	50,980	(13,580)	-36.3%	COPR	HORWITH	JTLX30163
06/20/07	07/24/07	000865160	36169	39,000	50,900	(11,900)	-30.5%	COPR	HORWITH	MHFX5611
06/20/07	07/20/07	000865161	36170	67,020	50,280	16,740	25.0%	COPR	HORWITH	JTLX30163
06/20/07	07/20/07	000865162	36171	29,940	51,600	(21,660)	-72.3%	COPR	HORWITH	JTLX30163
06/20/07	07/20/07	000865163	36172	66,900	50,320	16,580	24.8%	COPR	HORWITH	JTLX30163
06/20/07	07/20/07	000865164	36173	58,620	50,120	8,500	14.5%	COPR	HORWITH	CEFX33382
06/20/07	07/20/07	000865165	36174	67,660	50,600	17,060	25.2%	COPR	HORWITH	CEFX33382
06/20/07	07/20/07	000865166	36175	38,200	51,640	(13,440)	-35.2%	COPR	HORWITH	CEFX33382
06/20/07	07/20/07	000865167	36176	38,180	50,620	(12,440)	-32.6%	COPR	HORWITH	CEFX33382
06/20/07	07/20/07	000865168	36177	58,500	51,920	6,580	11.2%	COPR	HORWITH	CHUX200
06/20/07	07/20/07	000865169	36178	68,180	50,360	17,820	26.1%	COPR	HORWITH	CHUX200
06/20/07	07/20/07	000865170	36179	66,760	51,100	15,660	23.5%	COPR	HORWITH	CHUX200
06/20/07	07/20/07	000865171	36180	8,760	51,600	(42,840)	-489.0%	COPR	HORWITH	CHUX200
06/20/07	07/20/07	000865172	36181	17,440	51,000	(33,560)	-192.4%	COPR	HORWITH	CHUX268
06/20/07	07/20/07	000865173	36182	57,260	52,040	5,220	9.1%	COPR	HORWITH	CHUX138
06/20/07	07/20/07	000865174	36183	67,080	51,680	15,400	23.0%	COPR	HORWITH	CHUX268
06/20/07	07/20/07	000865175	36184	67,160	48,700	18,460	27.5%	COPR	HORWITH	CHUX138
06/20/07	07/20/07	000865176	36185	66,900	51,640	15,260	22.8%	COPR	HORWITH	CHUX138
06/20/07	07/20/07	000865177	36186	10,320	51,580	(41,260)	-399.8%	COPR	HORWITH	CHUX138
06/20/07	07/20/07	000865178	36187	68,080	50,920	17,160	25.2%	COPR	HORWITH	CHUX268
06/20/07	08/01/07	000865179	36188	51,100	52,220	(1,120)	-2.2%	COPR	HORWITH	CHUX273
06/20/07	07/20/07	000865180	36189	50,400	52,380	(1,980)	-3.9%	COPR	HORWITH	CHUX268
06/20/07	08/01/07	000865181	36190	68,980	52,140	16,840	24.4%	COPR	HORWITH	CHUX273
06/21/07	07/31/07	000865182	36191	67,100	50,300	16,800	25.0%	COPR	HORWITH	HLMX1168
06/21/07	07/31/07	000865183	36192	67,100	50,260	16,840	25.1%	COPR	HORWITH	HLMX1168
06/21/07	07/31/07	000865184	36193	33,940	49,560	(15,620)	-46.0%	COPR	HORWITH	HLMX1168
06/21/07	08/01/07	000865185	36194	58,040	49,280	8,760	15.1%	COPR	HORWITH	CHUX283
06/21/07	07/31/07	000865186	36195	33,920	49,820	(15,900)	-46.9%	COPR	HORWITH	HLMX1168
06/21/07	08/01/07	000865187	36196	33,580	50,720	(17,140)	-51.0%	COPR	HORWITH	CHUX283
06/21/07	08/01/07	000865188	36197	66,880	50,740	16,140	24.1%	COPR	HORWITH	CHUX283
06/21/07	08/01/07	000865189	36198	33,560	49,300	(15,740)	-46.9%	COPR	HORWITH	CHUX283
06/21/07	07/31/07	000865190	36199	54,860	52,200	2,660	4.8%	COPR	HORWITH	JTLX30133
06/21/07	07/31/07	000865191	36200	67,320	51,240	16,080	23.9%	COPR	HORWITH	JTLX30133
06/21/07	07/31/07	000865192	36201	68,480	50,740	17,740	25.9%	COPR	HORWITH	JTLX30133
06/21/07	07/31/07	000865193	36202	11,060	52,220	(41,160)	-372.2%	COPR	HORWITH	JTLX30133
06/21/07	08/01/07	000865194	36203	38,580	49,180	(10,600)	-27.5%	COPR	HORWITH	CITX300023
06/21/07	08/01/07	000865195	36204	25,580	52,140	(26,560)	-103.8%	COPR	HORWITH	CITX300034
06/21/07	08/01/07	000865196	36205	76,480	50,420	26,060	34.1%	COPR	HORWITH	CITX300034
06/21/07	08/01/07	000865197	36206	76,920	50,920	26,000	33.8%	COPR	HORWITH	CITX300034
06/21/07	08/01/07	000865198	36207	66,800	50,940	15,860	23.7%	COPR	HORWITH	CITX300023
06/21/07	08/01/07	000865199	36208	22,420	50,980	(28,560)	-127.4%	COPR	HORWITH	CITX300034
06/21/07	08/01/07	000865200	36209	67,560	48,960	18,600	27.5%	COPR	HORWITH	CITX300023
06/21/07	08/01/07	000865201	36210	22,640	49,880	(27,240)	-120.3%	COPR	HORWITH	CITX300023
06/21/07	07/31/07	000865202	36211	27,340	51,220	(23,880)	-87.3%	COPR	HORWITH	JTLX274
06/21/07	07/31/07	000865203	36212	29,120	49,660	(20,540)	-70.5%	COPR	HORWITH	JTLX274
06/21/07	07/31/07	000865204	36213	68,260	49,960	18,300	26.8%	COPR	HORWITH	JTLX274
06/21/07	07/31/07	000865205	36214	69,300	49,040	20,260	29.2%	COPR	HORWITH	JTLX274
06/21/07	07/31/07	000865206	36215	76,980	50,100	26,880	34.9%	COPR	HORWITH	JTLX30174
06/21/07	07/31/07	000865207	36216	77,440	48,220	29,220	37.7%	COPR	HORWITH	JTLX30174
06/21/07	07/31/07	000865208	36217	20,500	49,360	(28,860)	-140.8%	COPR	HORWITH	JTLX30174
06/21/07	07/31/07	000865209	36218	20,520	50,160	(29,640)	-144.4%	COPR	HORWITH	JTLX30174
06/21/07	08/01/07	000865210	36219	34,380	50,720	(16,340)	-47.5%	COPR	HORWITH	CHUX149
06/21/07	08/01/07	000865211	36220	38,500	48,980	(10,480)	-27.2%	COPR	HORWITH	CHUX273
06/21/07	08/01/07	000865212	36221	38,500	48,780	(10,280)	-26.7%	COPR	HORWITH	CHUX273
06/21/07	08/01/07	000865213	36222	66,880	49,200	17,680	26.4%	COPR	HORWITH	CHUX149
06/21/07	08/01/07	000865214	36223	65,500	50,080	15,420	23.5%	COPR	HORWITH	CHUX149
06/21/07	08/06/07	000865215	36224	64,800	49,260	15,540	24.0%	COPR	HORWITH	NDYX316109
06/21/07	08/06/07	000865216	36225	68,360	49,420	18,940	27.7%	COPR	HORWITH	NDYX316109
06/21/07	08/06/07	000865217	36226	31,640	48,620	(16,980)	-53.7%	COPR	HORWITH	NDYX316109
06/21/07	08/06/07	000865218	36227	31,640	48,640	(17,000)	-53.7%	COPR	HORWITH	NDYX316109
06/21/07	08/01/07	000865219	36228	29,820	50,200	(20,380)	-68.3%	COPR	HORWITH	CHUX149

Honeywell

HONEYWELL SA-7 USE HAZARDOUS WASTE TRACKING (2006)										
Date Shipped	Date of Return Manifest	State Manifest	Man. Doc #	Facilty Manifest Weight (lbs)	Estimated Weight (lbs)	Manifest - Estimate (lbs)	Manifest - Estimate (%)	Material	Transporter	RAILCAR #
06/21/07	08/01/07	000865220	36229	52,200	49,120	3,080	5.9%	COPR	HORWITH	CHUX305
06/21/07	08/01/07	000865221	36230	65,500	50,720	14,780	22.6%	COPR	HORWITH	CHUX305
06/21/07	08/01/07	000865222	36231	63,440	49,700	13,740	21.7%	COPR	HORWITH	CHUX305
06/21/07	08/01/07	000865223	36232	17,040	50,500	(33,460)	-196.4%	COPR	HORWITH	CHUX305
06/21/07	08/01/07	000865224	36233	49,700	51,340	(1,640)	-3.3%	COPR	HORWITH	CHUX225
06/21/07	08/01/07	000865225	36234	66,400	51,600	14,800	22.3%	COPR	HORWITH	CHUX225
06/21/07	08/01/07	000865226	36235	68,920	50,900	18,020	26.1%	COPR	HORWITH	CHUX225
06/21/07	08/01/07	000865227	36236	14,720	50,160	(35,440)	-240.8%	COPR	HORWITH	CHUX225
06/21/07	08/01/07	000865228	36237	27,420	49,960	(22,540)	-82.2%	COPR	HORWITH	CEFX35851
06/21/07	08/01/07	000865229	36238	68,060	50,080	17,980	26.4%	COPR	HORWITH	CEFX35851
06/21/07	08/01/07	000865230	36239	77,000	52,040	24,960	32.4%	COPR	HORWITH	CEFX35851
06/21/07	08/01/07	000865231	36240	31,300	52,360	(21,060)	-67.3%	COPR	HORWITH	CEFX35851
06/21/07	08/06/07	000865232	36241	77,240	49,340	27,900	36.1%	COPR	HORWITH	CHUX308
06/21/07	08/06/07	000865233	36242	38,300	51,220	(12,920)	-33.7%	COPR	HORWITH	CHUX308
06/21/07	08/06/07	000865234	36243	37,940	51,580	(13,640)	-36.0%	COPR	HORWITH	CHUX308
06/21/07	08/06/07	000865235	36244	38,320	50,680	(12,360)	-32.3%	COPR	HORWITH	CHUX308
06/21/07	08/01/07	000865236	36245	58,140	50,380	7,760	13.3%	COPR	HORWITH	CEFX33435
06/21/07	08/01/07	000865237	36246	68,220	49,600	18,620	27.3%	COPR	HORWITH	CEFX33435
06/21/07	08/01/07	000865238	36247	34,280	48,780	(14,500)	-42.3%	COPR	HORWITH	CEFX33435
06/21/07	08/01/07	000865239	36248	34,300	50,920	(16,620)	-48.5%	COPR	HORWITH	CEFX33435
06/21/07	07/31/07	000865240	36249	66,780	49,460	17,320	25.9%	COPR	HORWITH	JTLX127
06/21/07	07/31/07	000865241	36250	52,940	51,020	1,920	3.6%	COPR	HORWITH	JTLX127
06/21/07	07/31/07	000865242	36251	9,460	50,900	(41,440)	-438.1%	COPR	HORWITH	JTLX127
06/21/07	07/31/07	000865243	36252	67,800	51,020	16,780	24.7%	COPR	HORWITH	JTLX127
06/21/07	08/01/07	000865244	36253	67,600	51,820	15,780	23.3%	COPR	HORWITH	MHFX5716
06/21/07	08/01/07	000865245	36254	13,860	48,160	(34,300)	-247.5%	COPR	HORWITH	MHFX5716
06/22/07	08/01/07	000865246	36255	45,840	51,680	(5,840)	-12.7%	COPR	HORWITH	CEFX35846
06/22/07	07/31/07	000865247	36256	30,960	49,800	(18,840)	-60.9%	COPR	HORWITH	NDYX316133
06/22/07	08/01/07	000865248	36257	67,420	51,040	16,380	24.3%	COPR	HORWITH	CEFX35846
06/22/07	07/31/07	000865249	36258	67,480	49,000	18,480	27.4%	COPR	HORWITH	NDYX316133
06/22/07	08/01/07	000865250	36259	67,880	50,160	17,720	26.1%	COPR	HORWITH	CEFX35846
06/22/07	07/31/07	000865251	36260	14,120	48,760	(34,640)	-245.3%	COPR	HORWITH	NDYX316133
06/22/07	07/31/07	000865252	36261	76,660	48,800	27,860	36.3%	COPR	HORWITH	NDYX316133
06/22/07	08/01/07	000865253	36262	16,720	51,020	(34,300)	-205.1%	COPR	HORWITH	CEFX35846
06/22/07	08/01/07	000865254	36263	76,800	50,080	26,720	34.8%	COPR	HORWITH	CEFX35834
06/22/07	08/01/07	000865255	36264	13,060	50,480	(37,420)	-286.5%	COPR	HORWITH	CEFX35834
06/22/07	08/01/07	000865256	36265	26,960	49,520	(22,560)	-83.7%	COPR	HORWITH	NDYX316093
06/22/07	08/01/07	000865257	36266	25,540	50,500	(24,960)	-97.7%	COPR	HORWITH	CHUX104
06/22/07	08/01/07	000865258	36267	76,560	49,600	26,960	35.2%	COPR	HORWITH	CEFX35834
06/22/07	08/01/07	000865259	36268	31,840	51,280	(19,440)	-61.1%	COPR	HORWITH	CEFX35834
06/22/07	08/01/07	000865260	36269	46,220	49,680	(3,460)	-7.5%	COPR	HORWITH	CHUX104
06/22/07	08/01/07	000865261	36270	66,980	49,120	17,860	26.7%	COPR	HORWITH	CHUX104
06/22/07	08/01/07	000865262	36271	41,020	50,620	(9,600)	-23.4%	COPR	HORWITH	CHUX235
06/22/07	08/01/07	000865263	36272	55,700	50,480	5,220	9.4%	COPR	HORWITH	CHUX104
06/22/07	08/01/07	000865264	36273	67,980	48,000	19,980	29.4%	COPR	HORWITH	NDYX316093
06/22/07	08/01/07	000865265	36274	77,140	49,660	27,480	35.6%	COPR	HORWITH	CHUX235
06/22/07	08/01/07	000865266	36275	67,160	49,660	17,500	26.1%	COPR	HORWITH	CHUX235
06/22/07	08/01/07	000865267	36276	9,420	50,280	(40,860)	-433.8%	COPR	HORWITH	CHUX235
06/22/07	08/01/07	000865268	36277	42,380	49,160	(6,780)	-16.0%	COPR	HORWITH	CHUX267
06/22/07	08/01/07	000865269	36278	77,380	49,700	27,680	35.8%	COPR	HORWITH	CHUX267
06/22/07	08/01/07	000865270	36279	38,300	50,680	(12,380)	-32.3%	COPR	HORWITH	CHUX267
06/22/07	08/01/07	000865271	36280	38,300	50,720	(12,420)	-32.4%	COPR	HORWITH	CHUX267
06/22/07	07/31/07	000865272	36281	37,320	49,460	(12,140)	-32.5%	COPR	HORWITH	JTLX30145
06/22/07	07/31/07	000865273	36282	66,900	50,060	16,840	25.2%	COPR	HORWITH	JTLX30145
06/22/07	07/31/07	000865274	36283	24,880	50,480	(25,600)	-102.9%	COPR	HORWITH	JTLX30145
06/22/07	07/31/07	000865275	36284	67,820	49,620	18,200	26.8%	COPR	HORWITH	JTLX30145
06/22/07	08/01/07	000865276	36285	29,340	48,800	(19,460)	-66.3%	COPR	HORWITH	NDYX316093
06/22/07	08/01/07	000865277	36286	68,960	49,020	19,940	28.9%	COPR	HORWITH	NDYX316093
06/22/07	08/01/07	000865278	36287	20,940	50,060	(29,120)	-139.1%	COPR	HORWITH	NDYX30149
06/22/07	08/01/07	000865279	36288	76,440	51,500	24,940	32.6%	COPR	HORWITH	NDYX30149
06/22/07	08/01/07	000865280	36289	67,180	51,160	16,020	23.8%	COPR	HORWITH	NDYX30149
06/22/07	08/01/07	000865281	36290	36,340	50,280	(13,940)	-38.4%	COPR	HORWITH	NDYX30149
06/22/07	08/01/07	000865282	36291	31,000	51,580	(20,580)	-66.4%	COPR	HORWITH	CEFX35847
06/22/07	08/01/07	000865283	36292	76,580	49,440	27,140	35.4%	COPR	HORWITH	CEFX35847
06/22/07	08/01/07	000865284	36293	67,620	50,240	17,380	25.7%	COPR	HORWITH	CEFX35847
06/22/07	08/01/07	000865285	36294	26,220	52,380	(26,160)	-99.8%	COPR	HORWITH	CEFX35847
06/22/07	08/01/07	000865286	36295	77,180	49,420	27,760	36.0%	COPR	HORWITH	MHFX5716
06/22/07	08/01/07	000865287	36296	36,400	50,660	(14,260)	-39.2%	COPR	HORWITH	MHFX5716
06/22/07	08/01/07	000865288	36297	76,060	49,280	26,780	35.2%	COPR	HORWITH	CHUX119
06/22/07	08/01/07	000865289	36298	77,200	50,360	26,840	34.8%	COPR	HORWITH	CHUX119
06/22/07	08/01/07	000865290	36299	20,200	49,640	(29,440)	-145.7%	COPR	HORWITH	CHUX119
06/22/07	08/01/07	000865291	36300	49,380	49,860	(29,640)	-146.6%	COPR	HORWITH	CHUX286
06/22/07	08/01/07	000865292	36301	67,300	48,720	18,580	27.6%	COPR	HORWITH	CHUX286
06/22/07	08/01/07	000865293	36302	20,220	50,400	(30,180)	-149.3%	COPR	HORWITH	CHUX119

Honeywell

HONEYWELL SA-7 USE HAZARDOUS WASTE TRACKING (2006)										
Date Shipped	Date of Return Manifest	State Manifest	Man. Doc #	Facilty Manifest Weight (lbs)	Estimated Weight (lbs)	Manifest - Estimate (lbs)	Manifest - Estimate (%)	Material	Transporter	RAILCAR #
06/22/07	08/01/07	000865294	36303	38,140	49,360	(11,220)	-29.4%	COPR	HORWITH	CHUX286
06/22/07	08/01/07	000865295	36304	38,140	48,360	(10,220)	-26.8%	COPR	HORWITH	CHUX286
06/22/07	08/01/07	000865296	36305	56,380	48,260	8,120	14.4%	COPR	HORWITH	JTLX30115
06/22/07	08/01/07	000865297	36306	62,760	49,180	13,580	21.6%	COPR	HORWITH	JTLX30115
06/22/07	08/01/07	000865298	36307	60,520	50,480	10,040	16.6%	COPR	HORWITH	JTLX30115
06/22/07	08/01/07	000865299	36308	10,840	49,060	(38,220)	-352.6%	COPR	HORWITH	JTLX30115
06/22/07	08/01/07	000865300	36309	37,840	50,400	(12,560)	-33.2%	COPR	HORWITH	CHUX147
06/22/07	08/01/07	000865301	36310	67,620	50,280	17,340	25.6%	COPR	HORWITH	CHUX147
06/22/07	08/01/07	000865302	36311	67,780	51,100	16,680	24.6%	COPR	HORWITH	CHUX147
06/22/07	08/01/07	000865303	36312	29,300	50,980	(21,680)	-74.0%	COPR	HORWITH	CHUX147
06/22/07	08/01/07	000865304	36313	8,480	49,400	(40,920)	-482.5%	COPR	HORWITH	CHUX116
06/22/07	08/01/07	000865305	36314	76,580	49,020	27,560	36.0%	COPR	HORWITH	CHUX116
06/22/07	08/01/07	000865306	36315	77,540	48,540	29,000	37.4%	COPR	HORWITH	CHUX116
06/22/07	08/01/07	000865307	36316	29,740	51,460	(21,720)	-73.0%	COPR	HORWITH	CHUX116
06/22/07	08/01/07	000865308	36317	24,780	49,820	(25,040)	-101.0%	COPR	HORWITH	CHUX208
06/22/07	08/01/07	000865309	36318	67,840	49,280	18,560	27.4%	COPR	HORWITH	CHUX208
06/25/07	08/01/07	000865310	36319	55,900	50,520	5,380	9.6%	COPR	HORWITH	CEFX35243
06/25/07	08/01/07	000865311	36320	67,380	50,120	17,260	25.6%	COPR	HORWITH	CEFX35243
06/25/07	08/01/07	000865312	36321	58,500	49,060	9,440	16.1%	COPR	HORWITH	NDYX316023
06/25/07	08/01/07	000865313	36322	68,660	50,260	18,400	26.8%	COPR	HORWITH	CEFX35243
06/25/07	08/01/07	000865314	36323	67,520	49,680	17,840	26.4%	COPR	HORWITH	NDYX316023
06/25/07	08/01/07	000865315	36324	6,880	50,420	(43,540)	-632.8%	COPR	HORWITH	CHUX258
06/25/07	08/01/07	000865316	36325	69,620	50,920	18,700	26.9%	COPR	HORWITH	CHUX258
06/25/07	08/01/07	000865317	36326	77,020	50,080	26,940	35.0%	COPR	HORWITH	CHUX258
06/25/07	08/01/07	000865318	36327	26,320	51,040	(24,720)	-93.9%	COPR	HORWITH	CHUX258
06/25/07	08/01/07	000865319	36328	32,800	50,120	(17,320)	-52.8%	COPR	HORWITH	NDYX316023
06/25/07	08/01/07	000865320	36329	32,820	48,060	(15,240)	-46.4%	COPR	HORWITH	NDYX316023
06/25/07	08/01/07	000865321	36330	26,340	50,420	(24,080)	-91.4%	COPR	HORWITH	CHUX258
06/25/07	08/01/07	000865322	36331	67,080	50,080	17,000	25.3%	COPR	HORWITH	CHUX208
06/25/07	08/01/07	000865323	36332	38,000	50,580	(12,580)	-33.1%	COPR	HORWITH	CHUX208
06/25/07	08/01/07	000865324	36333	10,680	51,300	(40,620)	-380.3%	COPR	HORWITH	JTLX30167
06/25/07	08/01/07	000865325	36334	67,040	50,720	16,320	24.3%	COPR	HORWITH	JTLX30167
06/25/07	07/27/07	000865326	36335	34,960	48,320	(13,360)	-38.2%	COPR	HORWITH	NDYX316045
06/25/07	07/27/07	000865327	36336	76,840	50,040	26,800	34.9%	COPR	HORWITH	NDYX316045
06/25/07	07/27/07	000865328	36337	76,920	49,280	27,640	35.9%	COPR	HORWITH	NDYX316045
06/25/07	07/27/07	000865329	36338	6,200	49,980	(43,780)	-706.1%	COPR	HORWITH	NDYX316045
06/25/07	08/01/07	000865330	36339	49,560	49,200	360	0.7%	COPR	HORWITH	NDYX316114
06/25/07	08/01/07	000865331	36340	67,320	50,040	17,280	25.7%	COPR	HORWITH	JTLX30167
06/25/07	08/01/07	000865332	36341	57,240	51,040	6,200	10.8%	COPR	HORWITH	JTLX30167
06/25/07	07/24/07	000865333	36342	20,180	50,020	(29,840)	-147.9%	COPR	HORWITH	CEFX35244
06/25/07	07/24/07	000865334	36343	66,140	51,000	15,140	22.9%	COPR	HORWITH	CEFX35244
06/25/07	07/24/07	000865335	36344	66,960	52,120	14,840	22.2%	COPR	HORWITH	CEFX35244
06/25/07	08/01/07	000865336	36345	67,240	49,740	17,500	26.0%	COPR	HORWITH	NDYX316114
06/25/07	07/24/07	000865337	36346	18,720	50,280	(31,560)	-168.6%	COPR	HORWITH	CEFX33424
06/25/07	07/24/07	000865338	36347	48,120	51,520	(3,400)	-7.1%	COPR	HORWITH	CEFX35244
06/25/07	07/24/07	000865339	36348	75,740	51,040	24,700	32.6%	COPR	HORWITH	CEFX33424
06/25/07	07/24/07	000865340	36349	76,020	50,620	25,400	33.4%	COPR	HORWITH	CEFX33424
06/25/07	07/24/07	000865341	36350	29,420	50,340	(20,920)	-71.1%	COPR	HORWITH	CEFX33424
06/25/07	08/01/07	000865342	36351	58,900	49,640	9,260	15.7%	COPR	HORWITH	NDYX316114
06/25/07	08/01/07	000865343	36352	17,460	49,200	(31,740)	-181.8%	COPR	HORWITH	NDYX316114
06/25/07	07/24/07	000865344	36353	66,840	49,000	17,840	26.7%	COPR	HORWITH	NDYX316002
06/25/07	07/24/07	000865345	36354	42,020	50,200	(8,180)	-19.5%	COPR	HORWITH	JTLX30137
06/25/07	07/24/07	000865346	36355	63,580	51,020	12,560	19.8%	COPR	HORWITH	JTLX30137
06/25/07	07/24/07	000865347	36356	67,600	49,820	17,780	26.3%	COPR	HORWITH	NDYX316002
06/25/07	07/24/07	000865348	36357	66,080	50,560	15,520	23.5%	COPR	HORWITH	JTLX30137
06/25/07	08/01/07	000865349	36358	13,860	52,040	(38,180)	-275.5%	COPR	HORWITH	JTLX30147
06/25/07	07/24/07	000865350	36359	29,200	50,900	(21,700)	-74.3%	COPR	HORWITH	JTLX30137
06/25/07	08/01/07	000865351	36360	66,540	50,020	16,520	24.8%	COPR	HORWITH	CHUX173
06/25/07	07/24/07	000865352	36361	37,460	48,140	(10,680)	-28.5%	COPR	HORWITH	NDYX316002
06/25/07	08/01/07	000865353	36362	36,540	51,400	(14,860)	-40.7%	COPR	HORWITH	JTLX30147
06/25/07	08/01/07	000865354	36363	77,480	52,100	25,380	32.8%	COPR	HORWITH	JTLX30147
06/25/07	08/01/07	000865355	36364	46,960	51,600	(4,640)	-9.9%	COPR	HORWITH	CHUX291
06/25/07	08/01/07	000865356	36365	76,680	50,540	26,140	34.1%	COPR	HORWITH	JTLX30147
06/25/07	08/01/07	000865357	36366	67,700	50,520	17,180	25.4%	COPR	HORWITH	CHUX291
06/25/07	08/01/07	000865358	36367	67,580	51,560	16,020	23.7%	COPR	HORWITH	CHUX291
06/25/07	07/24/07	000865359	36368	20,700	48,640	(27,940)	-135.0%	COPR	HORWITH	NDYX316002
06/25/07	08/01/07	000865360	36369	17,400	50,520	(33,120)	-190.3%	COPR	HORWITH	CHUX291
06/25/07	08/01/07	000865361	36370	29,980	50,420	(20,440)	-68.2%	COPR	HORWITH	CHUX173
06/25/07	08/01/07	000865362	36371	77,260	49,660	27,600	35.7%	COPR	HORWITH	NDYX316238
06/25/07	08/01/07	000865363	36372	77,100	50,840	26,260	34.1%	COPR	HORWITH	CHUX173
06/25/07	08/01/07	000865364	36373	28,220	51,060	(22,840)	-80.9%	COPR	HORWITH	CHUX173
06/25/07	08/01/07	000865365	36374	76,840	49,380	27,460	35.7%	COPR	HORWITH	NDYX316238
06/25/07	08/01/07	000865366	36375	19,080	49,200	(30,120)	-157.9%	COPR	HORWITH	NDYX316238
06/25/07	08/01/07	000865367	36376	19,080	49,720	(30,640)	-160.6%	COPR	HORWITH	NDYX316238

Honeywell

HONEYWELL SA-7 USE HAZARDOUS WASTE TRACKING (2006)										
Date Shipped	Date of Return Manifest	State Manifest	Man. Doc #	Facilty Manifest Weight (lbs)	Estimated Weight (lbs)	Manifest - Estimate (lbs)	Manifest - Estimate (%)	Material	Transporter	RAILCAR #
06/25/07	08/01/07	000865368	36377	22,100	50,240	(28,140)	-127.3%	COPR	HORWITH	DJLX98519
06/25/07	08/01/07	000865369	36378	39,560	49,880	(10,320)	-26.1%	COPR	HORWITH	DJLX98519
06/25/07	08/01/07	000865370	36379	67,420	50,340	17,080	25.3%	COPR	HORWITH	DJLX98519
06/25/07	08/01/07	000865371	36380	68,360	49,740	18,620	27.2%	COPR	HORWITH	DJLX98519
06/25/07	07/24/07	000865372	36381	37,360	50,640	(13,280)	-35.5%	COPR	HORWITH	NDYX320343
06/26/07	07/24/07	000865373	36382	27,100	50,680	(23,580)	-87.0%	COPR	HORWITH	JTLX30119
06/26/07	07/24/07	000865374	36383	67,980	49,780	18,200	26.8%	COPR	HORWITH	NDYX316037
06/26/07	07/24/07	000865375	36384	67,540	48,640	18,900	28.0%	COPR	HORWITH	NDYX316037
06/26/07	07/24/07	000865376	36385	33,000	49,880	(16,880)	-51.2%	COPR	HORWITH	NDYX316037
06/26/07	07/24/07	000865377	36386	67,640	51,140	16,500	24.4%	COPR	HORWITH	JTLX30119
06/26/07	07/24/07	000865378	36387	33,020	49,660	(16,640)	-50.4%	COPR	HORWITH	NDYX316037
06/26/07	08/01/07	000865379	36388	76,920	49,360	27,560	35.8%	COPR	HORWITH	NDYX316020
06/26/07	07/24/07	000865380	36389	67,080	50,240	16,840	25.1%	COPR	HORWITH	JTLX30119
06/26/07	07/24/07	000865381	36390	40,460	50,320	(9,860)	-24.4%	COPR	HORWITH	JTLX30119
06/26/07	07/24/07	000865382	36391	77,020	50,540	26,480	34.4%	COPR	HORWITH	NDYX320343
06/26/07	08/01/07	000865383	36392	76,180	49,600	26,580	34.9%	COPR	HORWITH	NDYX316020
06/26/07	07/24/07	000865384	36393	39,660	50,680	(11,020)	-27.8%	COPR	HORWITH	NDYX320343
06/26/07	07/24/07	000865385	36394	38,100	49,740	(11,640)	-30.6%	COPR	HORWITH	NDYX320343
06/26/07	08/01/07	000865386	36395	77,060	47,620	29,440	38.2%	COPR	HORWITH	NDYX316081
06/26/07	08/01/07	000865387	36396	59,700	47,740	11,960	20.0%	COPR	HORWITH	NDYX316143
06/26/07	08/01/07	000865388	36397	65,340	47,180	18,160	27.8%	COPR	HORWITH	NDYX316143
06/26/07	08/01/07	000865389	36398	28,980	49,820	(20,840)	-71.9%	COPR	HORWITH	NDYX316143
06/26/07	08/01/07	000865390	36399	34,040	49,620	(15,580)	-45.8%	COPR	HORWITH	NDYX316143
06/26/07	08/01/07	000865391	36400	18,640	48,160	(29,520)	-158.4%	COPR	HORWITH	NDYX316020
06/26/07	08/01/07	000865392	36401	18,640	49,640	(31,000)	-166.3%	COPR	HORWITH	NDYX316020
06/26/07	08/01/07	000865393	36402	38,980	49,260	(10,280)	-26.4%	COPR	HORWITH	CHUX251
06/26/07	08/01/07	000865394	36403	76,000	49,200	(10,220)	-26.2%	COPR	HORWITH	CHUX251
06/26/07	08/01/07	000865395	36404	67,360	48,240	27,760	36.5%	COPR	HORWITH	CHUX251
06/26/07	08/01/07	000865396	36405	9,200	49,080	18,280	27.1%	COPR	HORWITH	CHUX251
06/26/07	08/01/07	000865397	36406	67,660	50,040	17,620	26.0%	COPR	HORWITH	CHUX224
06/26/07	08/01/07	000865398	36407	77,000	48,980	28,020	36.4%	COPR	HORWITH	CHUX224
06/26/07	08/01/07	000865399	36408	23,680	47,580	(23,900)	-100.9%	COPR	HORWITH	CHUX224
06/26/07	08/01/07	000865400	36409	23,680	49,020	(25,340)	-107.0%	COPR	HORWITH	CHUX224
06/26/07	08/01/07	000865401	36410	19,300	48,960	(29,660)	-153.7%	COPR	HORWITH	NDYX316081
06/26/07	08/01/07	000865402	36411	66,860	46,920	19,940	29.8%	COPR	HORWITH	NDYX316081
06/26/07	08/01/07	000865403	36412	25,880	49,320	(23,440)	-90.6%	COPR	HORWITH	NDYX316081
06/26/07	07/31/07	000865404	36413	67,560	49,580	17,980	26.6%	COPR	HORWITH	JTLX30161
06/26/07	08/01/07	000865405	36414	76,200	49,980	26,220	34.4%	COPR	HORWITH	CEFX31042
06/26/07	08/01/07	000865406	36415	42,200	48,320	(6,120)	-14.5%	COPR	HORWITH	CEFX31042
06/26/07	08/01/07	000865407	36416	67,140	47,040	20,100	29.9%	COPR	HORWITH	CEFX31042
06/26/07	08/01/07	000865408	36417	8,740	49,300	(40,560)	-464.1%	COPR	HORWITH	CEFX31042
06/26/07	08/01/07	000865409	36418	20,100	51,080	(30,980)	-154.1%	COPR	HORWITH	CEFX35236
06/26/07	08/01/07	000865410	36419	67,180	50,720	16,460	24.5%	COPR	HORWITH	CEFX35236
06/26/07	08/01/07	000865411	36420	67,760	51,620	16,140	23.8%	COPR	HORWITH	CEFX35236
06/26/07	08/01/07	000865412	36421	46,620	49,540	(2,920)	-6.3%	COPR	HORWITH	CEFX35236
06/26/07	08/01/07	000865413	36422	31,100	49,940	(18,840)	-60.6%	COPR	HORWITH	CEFX35823
06/26/07	08/01/07	000865414	36423	66,180	48,800	17,380	26.3%	COPR	HORWITH	CEFX35823
06/26/07	08/01/07	000865415	36424	67,420	50,660	16,760	24.9%	COPR	HORWITH	CEFX35823
06/26/07	08/01/07	000865416	36425	29,280	49,320	(20,040)	-68.4%	COPR	HORWITH	CEFX35823
06/26/07	08/01/07	000865417	36426	38,800	51,960	(13,160)	-33.9%	COPR	HORWITH	CEFX31043
06/26/07	08/01/07	000865418	36427	67,340	50,380	16,960	25.2%	COPR	HORWITH	CEFX31043
06/26/07	08/01/07	000865419	36428	67,940	51,360	16,580	24.4%	COPR	HORWITH	CEFX31043
06/26/07	08/01/07	000865420	36429	29,320	50,380	(21,060)	-71.8%	COPR	HORWITH	CEFX31043
06/26/07	08/01/07	000865421	36430	47,820	49,660	(1,840)	-3.8%	COPR	HORWITH	JTLX277
06/26/07	08/01/07	000865422	36431	76,620	51,080	25,540	33.3%	COPR	HORWITH	JTLX277
06/26/07	08/01/07	000865423	36432	38,620	52,180	(13,560)	-35.1%	COPR	HORWITH	JTLX277
06/26/07	08/01/07	000865424	36433	38,640	50,380	(11,740)	-30.4%	COPR	HORWITH	JTLX277
06/26/07	08/01/07	000865425	36434	67,520	50,720	16,800	24.9%	COPR	HORWITH	CHUX230
06/26/07	08/01/07	000865426	36435	67,900	50,480	17,420	25.7%	COPR	HORWITH	CHUX230
06/26/07	08/01/07	000865427	36436	31,580	48,780	(17,200)	-54.5%	COPR	HORWITH	CHUX230
06/26/07	08/01/07	000865428	36437	40,400	49,680	(9,280)	-23.0%	COPR	HORWITH	JTLX185
06/26/07	08/01/07	000865429	36438	31,580	50,340	(18,760)	-59.4%	COPR	HORWITH	CHUX230
06/26/07	08/01/07	000865430	36439	68,160	50,100	18,060	26.5%	COPR	HORWITH	JTLX185
06/26/07	08/01/07	000865431	36440	67,100	47,440	19,660	29.3%	COPR	HORWITH	JTLX185
06/26/07	08/01/07	000865432	36441	22,840	48,260	(25,420)	-111.3%	COPR	HORWITH	JTLX185
06/26/07	08/01/07	000865433	36442	46,340	48,460	(2,120)	-4.6%	COPR	HORWITH	CHUX143
06/26/07	08/01/07	000865434	36443	64,880	47,300	17,580	27.1%	COPR	HORWITH	CHUX143
06/26/07	08/01/07	000865435	36444	66,800	49,940	16,860	25.2%	COPR	HORWITH	CHUX143
06/26/07	08/01/07	000865436	36445	11,460	47,200	(35,740)	-311.9%	COPR	HORWITH	CHUX143
06/27/07	07/31/07	000865437	36446	31,160	49,500	(18,340)	-58.9%	COPR	HORWITH	NDYX316016
06/27/07	07/31/07	000865438	36447	76,740	48,000	28,740	37.5%	COPR	HORWITH	NDYX316016
06/27/07	07/31/07	000865440	36448	67,820	48,540	19,280	28.4%	COPR	HORWITH	NDYX316016
06/27/07	07/31/07	000865441	36449	12,380	48,040	(35,660)	-288.0%	COPR	HORWITH	NDYX316016
06/27/07	07/31/07	000865442	36450	24,700	50,380	(25,680)	-104.0%	COPR	HORWITH	JTLX186

Honeywell

HONEYWELL SA-7 USE HAZARDOUS WASTE TRACKING (2006)										
Date Shipped	Date of Return Manifest	State Manifest	Man. Doc #	Facilty Manifest Weight (lbs)	Estimated Weight (lbs)	Manifest - Estimate (lbs)	Manifest - Estimate (%)	Material	Transporter	RAILCAR #
06/27/07	07/31/07	000865443	36451	64,740	49,560	15,180	23.4%	COPR	HORWITH	JTLX186
06/27/07	07/31/07	000865444	36452	67,600	52,680	14,920	22.1%	COPR	HORWITH	JTLX186
06/27/07	07/31/07	000865445	36453	40,860	51,380	(10,520)	-25.7%	COPR	HORWITH	JTLX186
06/27/07	07/31/07	000865446	36454	27,240	47,920	(20,680)	-75.9%	COPR	HORWITH	JTLX151
06/27/07	07/31/07	000865447	36455	67,180	51,880	15,300	22.8%	COPR	HORWITH	JTLX151
06/27/07	07/31/07	000865448	36456	77,140	49,360	27,780	36.0%	COPR	HORWITH	JTLX151
06/27/07	07/31/07	000865449	36457	24,740	49,980	(25,240)	-102.0%	COPR	HORWITH	JTLX151
06/27/07	08/01/07	000865450	36458	52,560	50,500	2,060	3.9%	COPR	HORWITH	CHUX131
06/27/07	08/01/07	000865451	36459	67,260	51,360	15,900	23.6%	COPR	HORWITH	CHUX131
06/27/07	08/01/07	000865452	36460	38,400	50,060	(11,660)	-30.4%	COPR	HORWITH	CHUX131
06/27/07	08/01/07	000865453	36461	38,400	49,220	(10,820)	-28.2%	COPR	HORWITH	CHUX131
06/27/07	07/31/07	000865454	36462	68,260	50,740	17,520	25.7%	COPR	HORWITH	JTLX30161
06/27/07	07/31/07	000865455	36463	32,260	50,960	(18,700)	-58.0%	COPR	HORWITH	JTLX30161
06/27/07	07/31/07	000865456	36464	32,240	49,800	(17,560)	-54.5%	COPR	HORWITH	JTLX30161
06/27/07	07/31/07	000865457	36465	33,580	51,020	(17,440)	-51.9%	COPR	HORWITH	HLMX1227
06/27/07	07/31/07	000865458	36466	33,600	49,360	(15,760)	-46.9%	COPR	HORWITH	HLMX1227
06/27/07	07/31/07	000865459	36467	66,920	49,700	17,220	25.7%	COPR	HORWITH	HLMX1227
06/27/07	07/31/07	000865460	36468	66,040	50,200	15,840	24.0%	COPR	HORWITH	HLMX1227
06/27/07	08/01/07	000865461	36469	77,400	50,460	26,940	34.8%	COPR	HORWITH	CEFX33433
06/27/07	08/01/07	000865462	36470	77,400	49,620	27,780	35.9%	COPR	HORWITH	CEFX33433
06/27/07	08/01/07	000865463	36471	18,280	49,540	(31,260)	-171.0%	COPR	HORWITH	CEFX33433
06/27/07	08/01/07	000865464	36472	18,300	49,240	(30,940)	-169.1%	COPR	HORWITH	CEFX33433
06/27/07	07/27/07	000865465	36473	57,200	49,660	7,540	13.2%	COPR	HORWITH	CHUX307
06/27/07	07/27/07	000865466	36474	67,580	50,340	17,240	25.5%	COPR	HORWITH	CHUX307
06/27/07	07/27/07	000865467	36475	33,860	49,800	(15,940)	-47.1%	COPR	HORWITH	CHUX307
06/27/07	07/27/07	000865468	36476	33,880	49,460	(15,580)	-46.0%	COPR	HORWITH	CHUX307
06/27/07	07/27/07	000865469	36477	62,840	47,980	14,860	23.6%	COPR	HORWITH	TILX3201
06/27/07	07/27/07	000865470	36478	66,420	50,640	15,780	23.8%	COPR	HORWITH	TILX3201
06/27/07	07/27/07	000865471	36479	33,420	51,040	(17,620)	-52.7%	COPR	HORWITH	TILX3201
06/27/07	07/27/07	000865472	36480	33,400	49,040	(15,640)	-46.8%	COPR	HORWITH	TILX3201
06/27/07	07/24/07	000865473	36481	76,820	48,560	28,260	36.8%	COPR	HORWITH	CHUX237
06/27/07	07/24/07	000865474	36482	76,520	50,680	25,840	33.8%	COPR	HORWITH	CHUX237
06/27/07	07/24/07	000865475	36483	23,880	49,840	(25,960)	-108.7%	COPR	HORWITH	CHUX237
06/27/07	07/24/07	000865476	36484	23,880	50,180	(26,300)	-110.1%	COPR	HORWITH	CHUX237
06/27/07	07/24/07	000865477	36485	29,280	50,340	(21,060)	-71.9%	COPR	HORWITH	CHUX122
06/27/07	07/24/07	000865478	36486	76,560	52,120	24,440	31.9%	COPR	HORWITH	CHUX122
06/27/07	07/24/07	000865479	36487	20,360	51,000	(30,640)	-150.5%	COPR	HORWITH	CHUX122
06/27/07	07/24/07	000865480	36488	77,640	50,780	26,860	34.6%	COPR	HORWITH	CHUX122
06/27/07	07/27/07	000865481	36489	67,940	51,940	16,000	23.6%	COPR	HORWITH	JTLX261
06/27/07	07/27/07	000865482	36490	67,440	52,340	15,100	22.4%	COPR	HORWITH	JTLX261
06/27/07	07/27/07	000865483	36491	33,640	52,100	(18,460)	-54.9%	COPR	HORWITH	JTLX261
06/27/07	07/27/07	000865484	36492	33,620	50,540	(16,920)	-50.3%	COPR	HORWITH	JTLX261
06/27/07	07/27/07	000865485	36493	77,180	50,400	26,780	34.7%	COPR	HORWITH	JTLX30117
06/27/07	07/27/07	000865486	36494	76,360	51,460	24,900	32.6%	COPR	HORWITH	JTLX30117
06/27/07	07/27/07	000865487	36495	23,260	52,140	(28,880)	-124.2%	COPR	HORWITH	JTLX30117
06/27/07	07/27/07	000865488	36496	23,260	48,260	(25,000)	-107.5%	COPR	HORWITH	JTLX30117
06/27/07	07/27/07	000865489	36497	21,880	51,580	(29,700)	-135.7%	COPR	HORWITH	CEFX31007
06/27/07	07/27/07	000865490	36498	77,020	49,180	27,840	36.1%	COPR	HORWITH	CEFX31007
06/27/07	07/27/07	000865491	36499	76,820	48,980	27,840	36.2%	COPR	HORWITH	CEFX31007
06/27/07	07/27/07	000865492	36500	52,380	48,820	3,560	6.8%	COPR	HORWITH	CHUX296
06/27/07	07/27/07	000865493	36501	24,660	50,640	(25,980)	-105.4%	COPR	HORWITH	CEFX31007
06/27/07	07/27/07	000865494	36502	67,700	50,640	17,060	25.2%	COPR	HORWITH	CHUX296
06/27/07	07/27/07	000865495	36503	67,060	50,220	16,840	25.1%	COPR	HORWITH	CHUX296
06/27/07	07/27/07	000865496	36504	7,480	48,400	(40,920)	-547.1%	COPR	HORWITH	CHUX296
06/27/07	07/27/07	000865497	36505	67,560	50,540	17,020	25.2%	COPR	HORWITH	CEFX35849
06/27/07	07/27/07	000865498	36506	60,480	50,360	10,120	16.7%	COPR	HORWITH	CEFX35849
06/27/07	07/27/07	000865499	36507	33,920	49,900	(15,980)	-47.1%	COPR	HORWITH	CEFX35849
06/27/07	07/27/07	000865500	36508	33,900	49,480	(15,580)	-46.0%	COPR	HORWITH	CEFX35849
06/27/07	07/27/07	000865504	36509	38,660	50,540	(11,880)	-30.7%	COPR	HORWITH	CEFX35237
06/27/07	07/27/07	000865505	36510	76,800	50,840	25,960	33.8%	COPR	HORWITH	CEFX35237
06/27/07	07/27/07	000865506	36511	76,880	50,120	26,760	34.8%	COPR	HORWITH	CEFX35237
06/28/07	07/27/07	000865507	36512	71,160	50,100	21,060	29.6%	COPR	HORWITH	MHFX5709
06/28/07	07/27/07	000865508	36513	66,820	48,480	18,340	27.4%	COPR	HORWITH	MHFX5709
06/28/07	07/27/07	000865509	36514	29,240	49,520	(20,280)	-69.4%	COPR	HORWITH	MHFX5709
06/28/07	07/27/07	000865510	36515	28,580	50,600	(22,020)	-77.0%	COPR	HORWITH	MHFX5709
06/28/07	07/24/07	000865511	36516	77,480	48,520	28,960	37.4%	COPR	HORWITH	CITX300027
06/28/07	07/24/07	000865512	36517	76,600	50,600	26,000	33.9%	COPR	HORWITH	CITX300027
06/28/07	07/24/07	000865513	36518	20,240	50,720	(30,480)	-150.6%	COPR	HORWITH	CITX300027
06/28/07	07/24/07	000865514	36519	19,480	50,040	(30,560)	-156.9%	COPR	HORWITH	CITX300027
06/28/07	07/24/07	000865515	36520	38,160	48,320	(10,160)	-26.6%	COPR	HORWITH	CITX300013
06/28/07	07/24/07	000865516	36521	67,380	50,420	16,960	25.2%	COPR	HORWITH	CITX300013
06/28/07	07/24/07	000865517	36522	65,820	51,480	14,340	21.8%	COPR	HORWITH	CITX300013
06/28/07	07/24/07	000865518	36523	43,100	51,360	(8,260)	-19.2%	COPR	HORWITH	CITX300013
06/28/07	07/24/07	000865519	36524	23,220	50,100	(26,880)	-115.8%	COPR	HORWITH	CHUX229

Honeywell

HONEYWELL SA-7 USE HAZARDOUS WASTE TRACKING (2006)										
Date Shipped	Date of Return Manifest	State Manifest	Man. Doc #	Facilty Manifest Weight (lbs)	Estimated Weight (lbs)	Manifest - Estimate (lbs)	Manifest - Estimate (%)	Material	Transporter	RAILCAR #
06/28/07	07/24/07	000865520	36525	61,700	50,240	11,460	18.6%	COPR	HORWITH	CHUX229
06/28/07	07/24/07	000865521	36526	67,840	48,540	19,300	28.4%	COPR	HORWITH	CHUX229
06/28/07	07/24/07	000865522	36527	25,220	49,960	(24,740)	-98.1%	COPR	HORWITH	CHUX229
06/28/07	07/24/07	000865523	36528	41,160	48,000	(6,840)	-16.6%	COPR	HORWITH	CHUX264
06/28/07	07/24/07	000865524	36529	68,440	50,800	17,640	25.8%	COPR	HORWITH	CHUX264
06/28/07	07/24/07	000865525	36530	39,360	48,660	(9,300)	-23.6%	COPR	HORWITH	CHUX264
06/28/07	07/24/07	000865526	36531	37,800	48,520	(10,720)	-28.4%	COPR	HORWITH	CHUX264
06/28/07	07/24/07	000865527	36532	76,600	48,820	27,780	36.3%	COPR	HORWITH	DJLX98506
06/28/07	07/24/07	000865528	36533	77,800	48,000	29,800	38.3%	COPR	HORWITH	DJLX98506
06/28/07	07/24/07	000865529	36534	21,020	50,160	(29,140)	-138.6%	COPR	HORWITH	DJLX98506
06/28/07	07/24/07	000865530	36535	21,040	50,340	(29,300)	-139.3%	COPR	HORWITH	DJLX98506
06/28/07	08/06/07	000865531	36536	70,300	50,560	19,740	28.1%	COPR	HORWITH	MHFX5774
06/28/07	08/06/07	000865532	36537	26,760	50,200	(23,440)	-87.6%	COPR	HORWITH	MHFX5774
06/28/07	08/06/07	000865533	36538	26,780	50,700	(23,920)	-89.3%	COPR	HORWITH	MHFX5774
06/28/07	08/06/07	000865534	36539	76,900	48,820	28,080	36.5%	COPR	HORWITH	MHFX5774
06/28/07	07/27/07	000865535	36540	76,540	49,340	27,200	35.5%	COPR	HORWITH	CITX300107
06/28/07	07/27/07	000865536	36541	22,960	50,100	(27,140)	-118.2%	COPR	HORWITH	CITX300107
06/28/07	07/27/07	000865537	36542	76,520	51,460	25,060	32.7%	COPR	HORWITH	CITX300107
06/28/07	07/27/07	000865538	36543	21,560	51,460	(29,900)	-138.7%	COPR	HORWITH	CITX300107
06/28/07	07/27/07	000865539	36544	55,440	49,800	5,640	10.2%	COPR	HORWITH	JTLX30156
06/28/07	07/27/07	000865540	36545	68,000	49,440	18,560	27.3%	COPR	HORWITH	JTLX30156
06/28/07	07/27/07	000865541	36546	33,960	49,280	(15,320)	-45.1%	COPR	HORWITH	JTLX30156
06/28/07	07/27/07	000865542	36547	33,960	48,100	(14,140)	-41.6%	COPR	HORWITH	JTLX30156
06/28/07	07/27/07	000865543	36548	68,080	50,160	17,920	26.3%	COPR	HORWITH	MHFX5628
06/28/07	07/27/07	000865544	36549	67,200	49,260	17,940	26.7%	COPR	HORWITH	MHFX5628
06/28/07	07/27/07	000865545	36550	31,300	49,960	(18,660)	-59.6%	COPR	HORWITH	MHFX5628
06/28/07	07/27/07	000865546	36551	31,300	51,660	(20,360)	-65.0%	COPR	HORWITH	MHFX5628
06/28/07	07/27/07	000865547	36552	13,840	50,920	(37,080)	-267.9%	COPR	HORWITH	NRLX585654
06/28/07	07/27/07	000865548	36553	77,320	52,340	24,980	32.3%	COPR	HORWITH	NRLX585654
06/28/07	07/27/07	000865549	36554	76,720	48,360	28,360	37.0%	COPR	HORWITH	NRLX585654
06/28/07	07/27/07	000865550	36555	30,360	50,020	(19,660)	-64.8%	COPR	HORWITH	NRLX585654
06/28/07	07/27/07	000865551	36556	7,720	50,680	(42,960)	-556.5%	COPR	HORWITH	CEFX35237
06/28/07	08/01/07	000865552	36557	76,840	50,320	26,520	34.5%	COPR	HORWITH	DJLX98524
06/28/07	08/01/07	000865553	36558	67,460	51,420	16,040	23.8%	COPR	HORWITH	DJLX98524
06/28/07	08/01/07	000865554	36559	26,440	49,200	(22,760)	-86.1%	COPR	HORWITH	DJLX98524
06/28/07	08/01/07	000865555	36560	27,100	49,740	(22,640)	-83.5%	COPR	HORWITH	DJLX98524
06/28/07	07/31/07	000865556	36561	14,240	49,900	(35,660)	-250.4%	COPR	HORWITH	MHFX5638
06/28/07	07/31/07	000865557	36562	69,120	49,560	19,560	28.3%	COPR	HORWITH	MHFX5638
06/28/07	07/31/07	000865558	36563	67,900	50,620	17,280	25.4%	COPR	HORWITH	MHFX5638
06/28/07	07/31/07	000865559	36564	44,440	50,460	(6,020)	-13.5%	COPR	HORWITH	MHFX5638
06/28/07	07/31/07	000865560	36565	22,900	49,220	(26,320)	-114.9%	COPR	HORWITH	JTLX30152
06/28/07	07/31/07	000865561	36566	67,360	51,680	15,680	23.3%	COPR	HORWITH	JTLX30152
06/28/07	07/31/07	000865562	36567	66,560	51,280	15,280	23.0%	COPR	HORWITH	JTLX30152
06/28/07	07/31/07	000865563	36568	41,740	50,800	(9,060)	-21.7%	COPR	HORWITH	JTLX30152
06/28/07	07/31/07	000865564	36569	76,540	48,800	27,740	36.2%	COPR	HORWITH	HLMX1103
06/28/07	07/31/07	000865565	36570	60,960	50,360	10,600	17.4%	COPR	HORWITH	HLMX1103
06/28/07	07/31/07	000865566	36571	28,580	50,960	(22,380)	-78.3%	COPR	HORWITH	HLMX1103
06/28/07	07/31/07	000865567	36572	28,600	49,520	(20,920)	-73.1%	COPR	HORWITH	HLMX1103
06/28/07	07/31/07	000865568	36573	20,080	49,280	(29,200)	-145.4%	COPR	HORWITH	JTLX141
06/28/07	07/31/07	000865569	36574	67,300	50,000	17,300	25.7%	COPR	HORWITH	JTLX141
06/28/07	07/31/07	000865570	36575	68,560	50,080	18,480	27.0%	COPR	HORWITH	JTLX141
06/28/07	07/31/07	000865571	36576	43,880	52,100	(8,220)	-18.7%	COPR	HORWITH	JTLX141
06/28/07	07/24/07	000865572	36577	10,180	48,000	(37,820)	-371.5%	COPR	HORWITH	MHFX5734
06/29/07	07/27/07	000865573	36578	30,440	49,600	(19,160)	-62.9%	COPR	HORWITH	CHUX226
06/29/07	07/27/07	000865574	36579	29,760	49,360	(19,600)	-65.9%	COPR	HORWITH	CHUX226
06/29/07	07/27/07	000865575	36580	67,800	48,820	18,980	28.0%	COPR	HORWITH	CHUX226
06/29/07	07/27/07	000865576	36581	67,060	50,760	16,300	24.3%	COPR	HORWITH	CHUX226
06/29/07	07/27/07	000865577	36582	33,600	50,640	(17,040)	-50.7%	COPR	HORWITH	CHUX194
06/29/07	07/27/07	000865578	36583	76,620	49,180	27,440	35.8%	COPR	HORWITH	CHUX194
06/29/07	07/27/07	000865579	36584	77,340	49,560	27,780	35.9%	COPR	HORWITH	CHUX194
06/29/07	07/27/07	000865580	36585	7,440	48,680	(41,240)	-554.3%	COPR	HORWITH	CHUX194
06/29/07	07/27/07	000865581	36586	52,660	51,060	1,600	3.0%	COPR	HORWITH	NDYX322000
06/29/07	07/27/07	000865582	36587	66,280	51,480	14,800	22.3%	COPR	HORWITH	NDYX322000
06/29/07	07/27/07	000865583	36588	10,200	49,880	(39,680)	-389.0%	COPR	HORWITH	NDYX322000
06/29/07	07/27/07	000865584	36589	68,280	50,120	18,160	26.6%	COPR	HORWITH	NDYX322000
06/29/07	07/27/07	000865585	36590	52,060	49,900	2,160	4.1%	COPR	HORWITH	JTLX30142
06/29/07	07/27/07	000865586	36591	60,440	48,920	11,520	19.1%	COPR	HORWITH	JTLX30142
06/29/07	07/27/07	000865587	36592	66,840	49,860	16,980	25.4%	COPR	HORWITH	JTLX30142
06/29/07	07/27/07	000865588	36593	15,720	50,960	(35,240)	-224.2%	COPR	HORWITH	JTLX30142
06/29/07	07/31/07	000865589	36594	19,000	49,980	(30,980)	-163.1%	COPR	HORWITH	NRLX536001
06/29/07	07/31/07	000865590	36595	19,000	48,800	(29,800)	-156.8%	COPR	HORWITH	NRLX536001
06/29/07	07/31/07	000865591	36596	76,480	49,620	26,860	35.1%	COPR	HORWITH	NRLX536001
06/29/07	07/31/07	000865592	36597	77,080	49,840	27,240	35.3%	COPR	HORWITH	NRLX536001
06/29/07	07/24/07	000865593	36598	67,780	50,140	17,640	26.0%	COPR	HORWITH	MHFX5734

HONEYWELL SA-7 USE HAZARDOUS WASTE TRACKING (2006)

Date Shipped	Date of Return Manifest	State Manifest	Man. Doc #	Facilty Manifest Weight (lbs)	Estimated Weight (lbs)	Manifest - Estimate (lbs)	Manifest - Estimate (%)	Material	Transporter	RAILCAR #
06/29/07	07/24/07	000865594	36599	69,000	49,540	19,460	28.2%	COPR	HORWITH	MHFX5734
06/29/07	07/24/07	000865595	36600	47,520	50,040	(2,520)	-5.3%	COPR	HORWITH	MHFX5734
06/29/07	07/24/07	000865596	36601	14,200	49,940	(35,740)	-251.7%	COPR	HORWITH	CEFX32118
06/29/07	07/24/07	000865597	36602	62,960	48,960	14,000	22.2%	COPR	HORWITH	CEFX32118
06/29/07	07/24/07	000865598	36603	61,200	50,000	11,200	18.3%	COPR	HORWITH	CEFX32118
06/29/07	07/24/07	000865599	36604	57,620	49,980	7,640	13.3%	COPR	HORWITH	CEFX32118
06/29/07	07/24/07	000865600	36605	53,400	50,020	3,380	6.3%	COPR	HORWITH	CEFX35836
06/29/07	07/24/07	000865601	36606	68,000	49,640	18,360	27.0%	COPR	HORWITH	CEFX35836
06/29/07	07/24/07	000865602	36607	67,520	49,600	17,920	26.5%	COPR	HORWITH	CEFX35836
06/29/07	07/24/07	000865603	36608	8,460	50,780	(42,320)	-500.2%	COPR	HORWITH	CEFX35836
06/29/07	07/31/07	000865604	36609	37,520	51,240	(13,720)	-36.6%	COPR	HORWITH	HLMX1162
06/29/07	07/31/07	000865605	36610	77,200	50,300	26,900	34.8%	COPR	HORWITH	HLMX1162
06/29/07	07/31/07	000865606	36611	67,240	51,300	15,940	23.7%	COPR	HORWITH	HLMX1162
06/29/07	07/31/07	000865607	36612	20,680	51,000	(30,320)	-146.6%	COPR	HORWITH	HLMX1162
06/29/07	08/01/07	000865608	36613	46,060	49,660	(3,600)	-7.8%	COPR	HORWITH	CEFX33540
06/29/07	08/01/07	000865609	36614	67,560	50,100	17,460	25.8%	COPR	HORWITH	CEFX33540
06/29/07	08/01/07	000865610	36615	68,400	50,440	17,960	26.3%	COPR	HORWITH	CEFX33540
06/29/07	08/01/07	000865611	36616	16,200	50,580	(34,380)	-212.2%	COPR	HORWITH	CEFX33540
06/29/07	07/31/07	000865612	36617	9,440	50,880	(41,440)	-439.0%	COPR	HORWITH	CHUX213
06/29/07	07/31/07	000865613	36618	68,140	50,940	17,200	25.2%	COPR	HORWITH	CHUX213
06/29/07	07/31/07	000865614	36619	76,900	49,360	27,540	35.8%	COPR	HORWITH	CHUX213
06/29/07	07/31/07	000865615	36620	39,040	50,720	(11,680)	-29.9%	COPR	HORWITH	CHUX213
06/29/07	07/24/07	000865616	36621	68,420	49,960	18,460	27.0%	COPR	HORWITH	JTLX105
06/29/07	07/24/07	000865617	36622	76,640	51,200	25,440	33.2%	COPR	HORWITH	JTLX105
06/29/07	07/24/07	000865618	36623	26,860	51,360	(24,500)	-91.2%	COPR	HORWITH	JTLX105
06/29/07	07/24/07	000865619	36624	26,840	50,440	(23,600)	-87.9%	COPR	HORWITH	JTLX105
06/29/07	07/24/07	000865620	36625	15,140	50,180	(35,040)	-231.4%	COPR	HORWITH	CHUX323
06/29/07	07/24/07	000865621	36626	68,200	50,460	17,740	26.0%	COPR	HORWITH	CHUX323
06/29/07	07/24/07	000865622	36627	76,520	49,820	26,700	34.9%	COPR	HORWITH	CHUX323
06/29/07	07/24/07	000865623	36628	37,620	49,740	(12,120)	-32.2%	COPR	HORWITH	CHUX323
06/29/07	07/24/07	000865624	36629	39,160	49,940	(10,780)	-27.5%	COPR	HORWITH	CHUX128
06/29/07	07/24/07	000865625	36630	69,260	51,620	17,640	25.5%	COPR	HORWITH	CHUX128
06/29/07	07/24/07	000865626	36631	67,700	49,920	17,780	26.3%	COPR	HORWITH	CHUX128
06/29/07	07/24/07	000865627	36632	19,520	49,220	(29,700)	-152.2%	COPR	HORWITH	CHUX128
06/29/07	07/31/07	000865628	36633	47,780	49,240	(1,460)	-3.1%	COPR	HORWITH	CEFX35831
06/29/07	07/31/07	000865629	36634	77,120	50,220	26,900	34.9%	COPR	HORWITH	CEFX35831
06/29/07	07/31/07	000865630	36635	37,660	50,860	(13,200)	-35.1%	COPR	HORWITH	CEFX35831
06/29/07	07/31/07	000865631	36636	37,660	50,180	(12,520)	-33.2%	COPR	HORWITH	CEFX35831
06/29/07	07/24/07	000865632	36637	64,540	49,600	14,940	23.1%	COPR	HORWITH	JTLX177
06/29/07	07/24/07	000865633	36638	67,840	49,000	18,840	27.8%	COPR	HORWITH	JTLX177
06/29/07	07/24/07	000865634	36639	29,000	50,540	(21,540)	-74.3%	COPR	HORWITH	JTLX177
06/29/07	07/24/07	000865635	36640	28,980	49,640	(20,660)	-71.3%	COPR	HORWITH	JTLX177
06/29/07	08/01/07	000865636	36641	24,700	50,440	(25,740)	-104.2%	COPR	HORWITH	JTLX86
06/29/07	08/01/07	000865637	36642	67,360	52,320	15,040	22.3%	COPR	HORWITH	JTLX86

06/26/90	**SITE TONS (Month)**	**JUN SUB-TOTAL:**	64,964,220	66,101,540	(1,137,320)	-1.75%
05/07/56	**TONS (Site)**	**CUMULATIVE TOTAL:**	329,724,580	333,358,320	(3,633,740)	-1.10%
05/17/51	**TONS (Facility)**	**CUMULATIVE TOTAL:**	329,724,580	333,358,320	3,633,740	1.10%

07/02/07	07/31/07	000865638	36643	53,100	51,100	2,000	3.8%	COPR	HORWITH	JTLX30107
07/02/07	07/31/07	000865639	36644	76,860	50,040	26,820	34.9%	COPR	HORWITH	JTLX30107
07/02/07	07/31/07	000865640	36645	33,620	49,320	(15,700)	-46.7%	COPR	HORWITH	JTLX30107
07/02/07	07/31/07	000865641	36646	33,620	49,000	(15,380)	-45.7%	COPR	HORWITH	JTLX30107
07/02/07	08/01/07	000865642	36647	77,780	49,480	28,300	36.4%	COPR	HORWITH	CHUX204
07/02/07	08/01/07	000865643	36648	67,540	49,880	17,660	26.1%	COPR	HORWITH	CHUX204
07/02/07	08/01/07	000865644	36649	25,360	48,940	(23,580)	-93.0%	COPR	HORWITH	CHUX204
07/02/07	08/01/07	000865645	36650	45,060	50,440	(5,380)	-11.9%	COPR	HORWITH	CEFX33343
07/02/07	08/01/07	000865646	36651	25,360	50,320	(24,960)	-98.4%	COPR	HORWITH	CHUX204
07/02/07	08/01/07	000865647	36652	77,100	51,440	25,660	33.3%	COPR	HORWITH	CEFX33343
07/02/07	08/01/07	000865648	36653	67,860	49,780	18,080	26.6%	COPR	HORWITH	CEFX33343
07/02/07	08/01/07	000865649	36654	6,760	49,180	(42,420)	-627.5%	COPR	HORWITH	CEFX33343
07/02/07	08/01/07	000865650	36655	60,720	49,760	10,960	18.1%	COPR	HORWITH	CHUX281
07/02/07	08/01/07	000865651	36656	69,500	48,620	20,880	30.0%	COPR	HORWITH	CHUX281
07/02/07	08/01/07	000865652	36657	33,500	51,120	25,980	33.7%	COPR	HORWITH	CHUX281
07/02/07	08/01/07	000865653	36658	33,480	50,080	17,780	26.2%	COPR	HORWITH	CHUX281
07/02/07	08/01/07	000865654	36659	67,240	49,980	(43,220)	-639.3%	COPR	HORWITH	NRLX585505
07/02/07	08/01/07	000865655	36660	66,440	49,680	16,760	25.2%	COPR	HORWITH	NRLX585505
07/02/07	08/01/07	000865656	36661	29,420	50,060	(20,640)	-70.2%	COPR	HORWITH	NRLX585505
07/02/07	08/01/07	000865657	36662	30,120	50,100	(19,980)	-66.3%	COPR	HORWITH	NRLX585505
07/02/07	08/01/07	000865658	36663	8,900	49,620	(40,720)	-457.5%	COPR	HORWITH	NDYX320426
07/02/07	08/01/07	000865659	36664	76,880	48,040	28,840	37.5%	COPR	HORWITH	NDYX320426
07/02/07	08/01/07	000865660	36665	76,480	50,100	26,380	34.5%	COPR	HORWITH	NDYX320426
07/02/07	08/01/07	000865661	36666	30,140	48,100	(17,960)	-59.6%	COPR	HORWITH	NDYX320426
07/02/07	08/01/07	000865662	36667	47,140	48,000	(860)	-1.8%	COPR	HORWITH	CEFX35840

Honeywell

HONEYWELL SA-7 USE HAZARDOUS WASTE TRACKING (2006)										
Date Shipped	Date of Return Manifest	State Manifest	Man. Doc #	Facilty Manifest Weight (lbs)	Estimated Weight (lbs)	Manifest - Estimate (lbs)	Manifest - Estimate (%)	Material	Transporter	RAILCAR #
07/02/07	08/01/07	000865663	36668	68,160	49,320	18,840	27.6%	COPR	HORWITH	CEFX35840
07/02/07	08/01/07	000865664	36669	67,640	50,000	17,640	26.1%	COPR	HORWITH	CEFX35840
07/02/07	08/01/07	000865665	36670	19,060	48,000	(28,940)	-151.8%	COPR	HORWITH	DJLX98548
07/02/07	08/01/07	000865666	36671	8,320	49,300	(40,980)	-492.5%	COPR	HORWITH	CEFX35840
07/02/07	08/01/07	000865667	36672	67,820	51,420	16,400	24.2%	COPR	HORWITH	DJLX98548
07/02/07	08/01/07	000865668	36673	69,200	50,480	18,720	27.1%	COPR	HORWITH	DJLX98548
07/02/07	08/01/07	000865670	36674	68,500	48,840	19,660	28.7%	COPR	HORWITH	JTLX86
07/02/07	08/01/07	000865672	36675	39,020	49,520	(10,500)	-26.9%	COPR	HORWITH	JTLX86
07/02/07	07/31/07	000865673	36676	61,020	48,900	12,120	19.9%	COPR	HORWITH	CEFX33346
07/02/07	07/31/07	000865674	36677	67,580	50,440	17,140	25.4%	COPR	HORWITH	CEFX33346
07/02/07	07/31/07	000865675	36678	33,520	51,440	(17,920)	-53.5%	COPR	HORWITH	CEFX33346
07/02/07	07/31/07	000865676	36679	33,540	52,100	(18,560)	-55.3%	COPR	HORWITH	CEFX33346
07/02/07	07/31/07	000865677	36680	77,920	50,460	27,460	35.2%	COPR	HORWITH	JTLX273
07/02/07	07/31/07	000865678	36681	67,260	50,840	16,420	24.4%	COPR	HORWITH	JTLX273
07/02/07	07/31/07	000865679	36682	25,780	49,440	(23,660)	-91.8%	COPR	HORWITH	JTLX273
07/02/07	07/31/07	000865680	36683	25,800	48,460	(22,660)	-87.8%	COPR	HORWITH	JTLX273
07/02/07	07/31/07	000865681	36684	16,300	50,380	(34,080)	-209.1%	COPR	HORWITH	JTLX30111
07/02/07	07/31/07	000865682	36685	67,780	51,340	16,440	24.3%	COPR	HORWITH	JTLX30111
07/02/07	07/31/07	000865683	36686	68,900	50,440	18,460	26.8%	COPR	HORWITH	JTLX30111
07/02/07	07/31/07	000865684	36687	42,060	50,360	(8,300)	-19.7%	COPR	HORWITH	JTLX30111
07/02/07	07/31/07	000865685	36688	16,900	48,760	(31,860)	-188.5%	COPR	HORWITH	MHFX5682
07/02/07	07/31/07	000865686	36689	77,280	51,420	25,860	33.5%	COPR	HORWITH	MHFX5682
07/02/07	07/31/07	000865687	36690	67,480	50,760	16,720	24.8%	COPR	HORWITH	MHFX5682
07/02/07	07/31/07	000865688	36691	33,880	51,420	(17,540)	-51.8%	COPR	HORWITH	MHFX5682
07/02/07	08/01/07	000865689	36692	35,260	48,660	(13,400)	-38.0%	COPR	HORWITH	CHUX223
07/02/07	08/01/07	000865690	36693	76,720	51,600	25,120	32.7%	COPR	HORWITH	CHUX223
07/02/07	08/01/07	000865691	36694	67,360	51,760	15,600	23.2%	COPR	HORWITH	CHUX223
07/02/07	08/01/07	000865692	36695	18,220	52,400	(34,180)	-187.6%	COPR	HORWITH	CHUX223
07/02/07	07/31/07	000865693	36696	39,000	49,600	(10,600)	-27.2%	COPR	HORWITH	HLMX1187
07/02/07	07/31/07	000865694	36697	38,840	48,500	(9,660)	-24.9%	COPR	HORWITH	HLMX1187
07/02/07	07/31/07	000865695	36698	38,840	49,860	(11,020)	-28.4%	COPR	HORWITH	HLMX1187
07/02/07	07/31/07	000865696	36699	77,040	50,000	27,040	35.1%	COPR	HORWITH	HLMX1187
07/02/07	08/06/07	000865697	36700	67,120	51,840	15,280	22.8%	COPR	HORWITH	JTLX266
07/02/07	08/06/07	000865698	36701	68,880	51,520	17,360	25.2%	COPR	HORWITH	JTLX266
07/02/07	08/06/07	000865699	36702	24,500	50,120	(25,620)	-104.6%	COPR	HORWITH	JTLX266
07/02/07	08/01/07	000865700	36703	39,460	51,820	(12,360)	-31.3%	COPR	HORWITH	DJLX98548
07/02/07	08/06/07	000865701	36704	24,520	47,000	(22,480)	-91.7%	COPR	HORWITH	JTLX266
07/03/07	08/06/07	000865703	36705	68,040	51,960	16,080	23.6%	COPR	HORWITH	JTLX30110
07/03/07	08/06/07	000865705	36706	68,960	49,180	19,780	28.7%	COPR	HORWITH	JTLX30110
07/03/07	08/06/07	000865706	36707	24,300	49,820	(25,520)	-105.0%	COPR	HORWITH	JTLX30110
07/03/07	08/06/07	000865707	36708	37,140	49,780	(12,640)	-34.0%	COPR	HORWITH	JTLX30159
07/03/07	08/06/07	000865708	36709	24,300	49,700	(25,400)	-104.5%	COPR	HORWITH	JTLX30110
07/03/07	08/06/07	000865709	36710	67,760	49,020	18,740	27.7%	COPR	HORWITH	JTLX30159
07/03/07	08/06/07	000865710	36711	68,120	49,880	18,240	26.8%	COPR	HORWITH	JTLX30159
07/03/07	08/06/07	000865711	36712	20,000	49,440	(29,440)	-147.2%	COPR	HORWITH	JTLX30159
07/03/07	08/01/07	000865712	36713	50,720	48,420	2,300	4.5%	COPR	HORWITH	JTLX252
07/03/07	08/01/07	000865713	36714	68,340	51,600	16,740	24.5%	COPR	HORWITH	JTLX252
07/03/07	08/01/07	000865714	36715	67,700	49,480	18,220	26.9%	COPR	HORWITH	JTLX252
07/03/07	08/01/07	000865715	36716	6,100	50,280	(44,180)	-724.3%	COPR	HORWITH	JTLX252
07/03/07	08/01/07	000865716	36717	38,860	50,900	(12,040)	-31.0%	COPR	HORWITH	CHUX198
07/03/07	08/01/07	000865717	36718	67,500	50,040	17,460	25.9%	COPR	HORWITH	CHUX198
07/03/07	08/01/07	000865718	36719	78,020	51,160	26,860	34.4%	COPR	HORWITH	CHUX198
07/03/07	08/01/07	000865719	36720	19,540	50,000	(30,460)	-155.9%	COPR	HORWITH	CHUX198
07/03/07	08/06/07	000865720	36721	13,900	51,160	(37,260)	-268.1%	COPR	HORWITH	CITX300114
07/03/07	08/06/07	000865721	36722	76,880	49,920	26,960	35.1%	COPR	HORWITH	CITX300114
07/03/07	08/06/07	000865722	36723	77,440	49,960	27,480	35.5%	COPR	HORWITH	CITX300114
07/03/07	08/06/07	000865723	36724	24,900	49,180	(24,280)	-97.5%	COPR	HORWITH	CITX300114
07/03/07	08/01/07	000865724	36725	61,700	48,760	12,940	21.0%	COPR	HORWITH	JTLX267
07/03/07	08/01/07	000865725	36726	76,740	49,120	27,620	36.0%	COPR	HORWITH	JTLX267
07/03/07	08/01/07	000865726	36727	26,960	50,020	(23,060)	-85.5%	COPR	HORWITH	JTLX267
07/03/07	08/01/07	000865727	36728	26,960	50,140	(23,180)	-86.0%	COPR	HORWITH	JTLX267
07/03/07	08/01/07	000865728	36729	23,120	49,160	(26,040)	-112.6%	COPR	HORWITH	CHUX185
07/03/07	08/01/07	000865729	36730	67,740	49,820	17,920	26.5%	COPR	HORWITH	CHUX185
07/03/07	08/01/07	000865730	36731	69,880	51,200	18,680	26.7%	COPR	HORWITH	CHUX185
07/03/07	08/01/07	000865731	36732	32,860	51,800	(18,940)	-57.6%	COPR	HORWITH	CHUX185
07/03/07	08/01/07	000865732	36733	42,420	49,480	(7,060)	-16.6%	COPR	HORWITH	CEFX35833
07/03/07	08/01/07	000863873	36734	67,680	49,460	18,220	26.9%	COPR	HORWITH	CEFX35833
07/03/07	08/01/07	000863876	36735	69,080	48,920	20,160	29.2%	COPR	HORWITH	CEFX35833
07/03/07	08/01/07	000865733	36736	11,400	48,920	(37,520)	-329.1%	COPR	HORWITH	CEFX35833
07/03/07	08/06/07	000865734	36737	25,740	48,180	(22,440)	-87.2%	COPR	HORWITH	JTLX118
07/03/07	08/06/07	000865735	36738	67,040	50,960	16,080	24.0%	COPR	HORWITH	JTLX118
07/03/07	08/06/07	000865736	36739	67,420	48,340	19,080	28.3%	COPR	HORWITH	JTLX118
07/03/07	08/06/07	000865737	36740	31,920	48,580	(16,660)	-52.2%	COPR	HORWITH	JTLX118
07/03/07	08/06/07	000865738	36741	45,920	48,200	(2,280)	-5.0%	COPR	HORWITH	CITX300106

Honeywell

HONEYWELL SA-7 USE HAZARDOUS WASTE TRACKING (2006)										
Date Shipped	Date of Return Manifest	State Manifest	Man. Doc #	Facilty Manifest Weight (lbs)	Estimated Weight (lbs)	Manifest - Estimate (lbs)	Manifest - Estimate (%)	Material	Transporter	RAILCAR #
07/03/07	08/06/07	000865739	36742	70,520	49,500	21,020	29.8%	COPR	HORWITH	CITX300106
07/03/07	08/06/07	000865740	36743	38,260	48,000	(9,740)	-25.5%	COPR	HORWITH	CITX300106
07/03/07	08/06/07	000865741	36744	38,260	51,700	(13,440)	-35.1%	COPR	HORWITH	CITX300106
07/03/07	08/01/07	000865742	36745	55,600	51,340	4,260	7.7%	COPR	HORWITH	CEFX35245
07/03/07	08/01/07	000865743	36746	63,180	50,400	12,780	20.2%	COPR	HORWITH	CEFX35245
07/03/07	08/01/07	000865744	36747	62,220	50,300	11,920	19.2%	COPR	HORWITH	CEFX35245
07/03/07	08/01/07	000865745	36748	18,540	49,780	(31,240)	-168.5%	COPR	HORWITH	CEFX35245
07/03/07	08/23/07	000865746	36749	76,900	50,600	26,300	34.2%	COPR	HORWITH	CHUX261
07/03/07	08/23/07	000865747	36750	51,020	49,840	1,180	2.3%	COPR	HORWITH	CHUX261
07/03/07	08/23/07	000865748	36751	67,520	50,060	17,460	25.9%	COPR	HORWITH	CHUX261
07/03/07	08/23/07	000865749	36752	4,740	51,520	(46,780)	-986.9%	COPR	HORWITH	CHUX261
07/03/07	08/23/07	000865750	36753	62,900	50,900	12,000	19.1%	COPR	HORWITH	JTLX130
07/03/07	08/23/07	000865751	36754	68,820	50,240	18,580	27.0%	COPR	HORWITH	JTLX130
07/03/07	08/01/07	000865752	36755	43,940	51,360	(7,420)	-16.9%	COPR	HORWITH	NRLX526244
07/03/07	08/23/07	000865753	36756	33,760	49,820	(16,060)	-47.6%	COPR	HORWITH	JTLX130
07/03/07	08/23/07	000865754	36757	33,760	50,000	(16,240)	-48.1%	COPR	HORWITH	JTLX130
07/03/07	08/01/07	000865755	36758	67,860	51,520	16,340	24.1%	COPR	HORWITH	NRLX526244
07/03/07	08/01/07	000865756	36759	68,720	50,600	18,120	26.4%	COPR	HORWITH	NRLX526244
07/03/07	08/06/07	000865757	36760	68,460	49,740	18,720	27.3%	COPR	HORWITH	CEFX31032
07/03/07	08/01/07	000865758	36761	16,920	51,180	(34,260)	-202.5%	COPR	HORWITH	NRLX526244
07/03/07	08/06/07	000865759	36762	19,860	50,760	(30,900)	-155.6%	COPR	HORWITH	CEFX31032
07/03/07	08/06/07	000865760	36763	67,260	49,660	17,600	26.2%	COPR	HORWITH	CEFX31032
07/03/07	08/06/07	000865761	36764	42,000	49,540	(7,540)	-18.0%	COPR	HORWITH	CEFX31032
07/03/07	08/06/07	000865762	36765	67,640	51,300	16,340	24.2%	COPR	HORWITH	JTLX30168
07/03/07	08/06/07	000865763	36766	30,540	51,680	(21,140)	-69.2%	COPR	HORWITH	JTLX30168
07/03/07	08/06/07	000865764	36767	68,960	49,220	19,740	28.6%	COPR	HORWITH	JTLX30168
07/03/07	08/06/07	000865765	36768	30,540	50,880	(20,340)	-66.6%	COPR	HORWITH	JTLX30168
07/05/07	08/01/07	000865766	36769	49,280	48,920	360	0.7%	COPR	HORWITH	CHUX164
07/05/07	08/01/07	000865767	36770	77,920	49,200	28,720	36.9%	COPR	HORWITH	CHUX164
07/05/07	08/01/07	000865768	36771	33,740	48,000	(14,260)	-42.3%	COPR	HORWITH	CHUX164
07/05/07	08/01/07	000865769	36772	33,720	51,580	(17,860)	-53.0%	COPR	HORWITH	CHUX164
07/05/07	08/06/07	000865770	36773	77,680	50,960	26,720	34.4%	COPR	HORWITH	CEFX35844
07/05/07	08/06/07	000865771	36774	67,460	50,680	16,780	24.9%	COPR	HORWITH	CEFX35844
07/05/07	08/06/07	000865772	36775	19,440	49,080	(29,640)	-152.5%	COPR	HORWITH	CEFX35844
07/05/07	08/06/07	000865773	36776	19,440	48,560	(29,120)	-149.8%	COPR	HORWITH	CEFX35844
07/05/07	08/01/07	000865774	36777	50,160	49,820	340	0.7%	COPR	HORWITH	JTLX30109
07/05/07	08/01/07	000865775	36778	77,160	50,480	26,680	34.6%	COPR	HORWITH	JTLX30109
07/05/07	08/01/07	000865776	36779	32,860	49,920	(17,060)	-51.9%	COPR	HORWITH	JTLX30109
07/05/07	08/01/07	000865777	36780	33,600	48,180	(14,580)	-43.4%	COPR	HORWITH	JTLX30109
07/05/07	08/01/07	000865778	36781	77,040	49,320	27,720	36.0%	COPR	HORWITH	JTLX30132
07/05/07	08/01/07	000865779	36782	76,620	50,920	25,700	33.5%	COPR	HORWITH	JTLX30132
07/05/07	08/01/07	000865780	36783	20,600	51,120	(30,520)	-148.2%	COPR	HORWITH	JTLX30132
07/05/07	08/01/07	000865781	36784	20,600	50,340	(29,740)	-144.4%	COPR	HORWITH	JTLX30132
07/05/07	08/01/07	000865782	36785	35,600	49,420	(13,820)	-38.8%	COPR	HORWITH	JTLX175
07/05/07	08/01/07	000865783	36786	66,840	49,800	17,040	25.5%	COPR	HORWITH	JTLX175
07/05/07	08/01/07	000865784	36787	67,780	48,360	19,420	28.7%	COPR	HORWITH	JTLX175
07/05/07	08/01/07	000865785	36788	28,400	49,520	(21,120)	-74.4%	COPR	HORWITH	JTLX175
07/05/07	08/01/07	000865786	36789	39,220	50,540	(11,320)	-28.9%	COPR	HORWITH	CEFX33567
07/05/07	08/01/07	000865787	36790	68,280	51,760	16,520	24.2%	COPR	HORWITH	CEFX33567
07/05/07	08/01/07	000865788	36791	77,020	51,360	25,660	33.3%	COPR	HORWITH	CEFX33567
07/05/07	08/01/07	000865789	36792	11,980	49,500	(37,520)	-313.2%	COPR	HORWITH	CEFX33567
07/05/07	08/01/07	000865790	36793	9,940	49,860	(39,920)	-401.6%	COPR	HORWITH	NRLX585659
07/05/07	08/01/07	000865791	36794	69,020	50,920	18,100	26.2%	COPR	HORWITH	NRLX585659
07/05/07	08/01/07	000865792	36795	67,480	51,040	16,440	24.4%	COPR	HORWITH	NRLX585659
07/05/07	08/01/07	000865793	36796	52,040	51,880	160	0.3%	COPR	HORWITH	NRLX585659
07/05/07	08/01/07	000865794	36797	16,440	48,260	(31,820)	-193.6%	COPR	HORWITH	CHUX196
07/05/07	08/01/07	000865795	36798	67,580	50,140	17,440	25.8%	COPR	HORWITH	CHUX196
07/05/07	08/03/07	000865796	36799	17,480	51,240	(33,760)	-193.1%	COPR	HORWITH	CHUX289
07/05/07	08/01/07	000865797	36800	43,980	51,080	(7,100)	-16.1%	COPR	HORWITH	CHUX196
07/05/07	08/01/07	000865798	36801	68,700	49,680	19,020	27.7%	COPR	HORWITH	CHUX196
07/05/07	08/06/07	000865799	36802	7,560	51,820	(44,260)	-585.4%	COPR	HORWITH	JTLX30128
07/05/07	08/06/07	000865800	36803	67,620	52,220	15,400	22.8%	COPR	HORWITH	JTLX30128
07/05/07	08/06/07	000865801	36804	68,200	49,660	18,540	27.2%	COPR	HORWITH	JTLX30128
07/05/07	08/06/07	000865802	36805	56,640	50,500	6,140	10.8%	COPR	HORWITH	JTLX30128
07/05/07	08/06/07	000865803	36806	10,800	51,060	(40,260)	-372.8%	COPR	HORWITH	CEFX35248
07/05/07	08/06/07	000865804	36807	67,760	51,860	15,900	23.5%	COPR	HORWITH	CEFX35248
07/05/07	08/06/07	000865805	36808	67,640	51,020	16,620	24.6%	COPR	HORWITH	CEFX35248
07/05/07	08/06/07	000865806	36809	55,360	50,200	5,160	9.3%	COPR	HORWITH	CEFX35248
07/05/07	08/06/07	000865807	36810	21,520	51,040	(29,520)	-137.2%	COPR	HORWITH	NDYX320329
07/05/07	08/06/07	000865808	36811	76,980	50,900	26,080	33.9%	COPR	HORWITH	NDYX320329
07/05/07	08/06/07	000865809	36812	67,900	51,800	16,100	23.7%	COPR	HORWITH	NDYX320329
07/05/07	08/06/07	000865810	36813	32,500	50,580	(18,080)	-55.6%	COPR	HORWITH	NDYX320329
07/05/07	08/06/07	000865811	36814	78,060	50,320	27,740	35.5%	COPR	HORWITH	CHUX175
07/05/07	08/06/07	000865812	36815	77,640	51,940	25,700	33.1%	COPR	HORWITH	CHUX175

HONEYWELL SA-7 USE HAZARDOUS WASTE TRACKING (2006)										
Date Shipped	Date of Return Manifest	State Manifest	Man. Doc #	Facilty Manifest Weight (lbs)	Estimated Weight (lbs)	Manifest - Estimate (lbs)	Manifest - Estimate (%)	Material	Transporter	RAILCAR #
07/05/07	08/06/07	000865813	36816	19,820	51,060	(31,240)	-157.6%	COPR	HORWITH	CHUX175
07/05/07	08/06/07	000865814	36817	19,840	50,720	(30,880)	-155.6%	COPR	HORWITH	CHUX175
07/05/07	08/06/07	000865815	36818	76,600	50,420	26,180	34.2%	COPR	HORWITH	CEFX33390
07/05/07	08/06/07	000865816	36819	76,720	49,920	26,800	34.9%	COPR	HORWITH	CEFX33390
07/05/07	08/06/07	000865817	36820	22,060	51,920	(29,860)	-135.4%	COPR	HORWITH	CEFX33390
07/05/07	08/06/07	000865818	36821	22,080	50,360	(28,280)	-128.1%	COPR	HORWITH	CEFX33390
07/05/07	08/06/07	000865819	36822	24,840	50,240	(25,400)	-102.3%	COPR	HORWITH	CHUX329
07/05/07	08/06/07	000865820	36823	68,660	50,400	18,260	26.6%	COPR	HORWITH	CHUX329
07/05/07	08/06/07	000865821	36824	38,080	50,860	(12,780)	-33.6%	COPR	HORWITH	CHUX329
07/05/07	08/06/07	000865822	36825	67,880	51,540	16,340	24.1%	COPR	HORWITH	CHUX329
07/05/07	08/06/07	000865823	36826	29,920	50,980	(21,060)	-70.4%	COPR	HORWITH	CHUX329
07/05/07	08/06/07	000865824	36827	67,460	50,720	16,740	24.8%	COPR	HORWITH	CHUX329
07/05/07	08/06/07	000865825	36828	68,500	49,300	19,200	28.0%	COPR	HORWITH	CHUX329
07/05/07	08/06/07	000865826	36829	30,380	50,820	(20,440)	-67.3%	COPR	HORWITH	CHUX329
07/05/07	08/01/07	000865827	36830	23,680	51,300	(27,620)	-116.6%	COPR	HORWITH	CEFX33358
07/05/07	08/01/07	000865828	36831	76,720	50,220	26,500	34.5%	COPR	HORWITH	CEFX33358
07/05/07	08/01/07	000865829	36832	76,700	51,000	25,700	33.5%	COPR	HORWITH	CEFX33358
07/05/07	08/01/07	000865830	36833	24,720	52,280	(27,560)	-111.5%	COPR	HORWITH	CEFX33358
07/05/07	08/03/07	000865831	36834	64,600	50,480	14,120	21.9%	COPR	HORWITH	CHUX289
07/06/07	08/06/07	000865832	36835	56,920	49,500	7,420	13.0%	COPR	HORWITH	MHFX5751
07/06/07	08/06/07	000865833	36836	67,700	49,660	18,040	26.6%	COPR	HORWITH	MHFX5751
07/06/07	08/06/07	000865834	36837	77,400	49,340	28,060	36.3%	COPR	HORWITH	JTLX30116
07/06/07	08/06/07	000865835	36838	38,580	50,940	(12,360)	-32.0%	COPR	HORWITH	MHFX5751
07/06/07	08/06/07	000865836	36839	27,800	49,360	(21,560)	-77.6%	COPR	HORWITH	JTLX30116
07/06/07	08/06/07	000865837	36840	38,560	49,000	(10,440)	-27.1%	COPR	HORWITH	MHFX5751
07/06/07	08/06/07	000865838	36841	38,120	50,680	(12,560)	-32.9%	COPR	HORWITH	JTLX30116
07/06/07	08/06/07	000865839	36842	58,660	50,720	7,940	13.5%	COPR	HORWITH	JTLX30116
07/06/07	08/01/07	000865840	36843	68,660	51,620	17,040	24.8%	COPR	HORWITH	JTLX264
07/06/07	08/01/07	000865841	36844	77,320	50,420	26,900	34.8%	COPR	HORWITH	JTLX264
07/06/07	08/01/07	000865842	36845	25,760	52,040	(26,280)	-102.0%	COPR	HORWITH	JTLX264
07/06/07	08/01/07	000865843	36846	25,740	51,600	(25,860)	-100.5%	COPR	HORWITH	JTLX264
07/06/07	08/06/07	000865844	36847	16,260	51,140	(34,880)	-214.5%	COPR	HORWITH	JTLX279
07/06/07	08/06/07	000865845	36848	67,300	50,160	17,140	25.5%	COPR	HORWITH	JTLX279
07/06/07	08/06/07	000865846	36849	47,760	50,820	(3,060)	-6.4%	COPR	HORWITH	JTLX279
07/06/07	08/06/07	000865847	36850	67,520	51,780	15,740	23.3%	COPR	HORWITH	JTLX279
07/06/07	08/06/07	000865848	36851	17,160	50,800	(33,640)	-196.0%	COPR	HORWITH	MHFX5635
07/06/07	08/06/07	000865849	36852	69,020	49,440	19,580	28.4%	COPR	HORWITH	MHFX5635
07/06/07	08/06/07	000865850	36853	68,300	49,720	18,580	27.2%	COPR	HORWITH	MHFX5635
07/06/07	08/06/07	000865851	36854	39,320	48,000	(8,680)	-22.1%	COPR	HORWITH	MHFX5635
07/06/07	08/01/07	000865852	36855	58,600	50,720	7,880	13.4%	COPR	HORWITH	CHUX247
07/06/07	08/01/07	000865853	36856	76,860	50,500	26,360	34.3%	COPR	HORWITH	CHUX247
07/06/07	08/01/07	000865854	36857	31,560	49,940	(18,380)	-58.2%	COPR	HORWITH	CHUX247
07/06/07	08/01/07	000865855	36858	31,560	50,360	(18,800)	-59.6%	COPR	HORWITH	CHUX247
07/06/07	08/06/07	000865856	36859	19,540	51,220	(31,680)	-162.1%	COPR	HORWITH	NDYX320459
07/06/07	08/06/07	000865857	36860	76,460	50,300	26,160	34.2%	COPR	HORWITH	NDYX320459
07/06/07	08/06/07	000865858	36861	78,440	50,640	27,800	35.4%	COPR	HORWITH	NDYX320459
07/06/07	08/06/07	000865859	36862	31,500	49,880	(18,380)	-58.3%	COPR	HORWITH	JTLX30151
07/06/07	08/06/07	000865860	36863	23,520	49,600	(26,080)	-110.9%	COPR	HORWITH	NDYX320459
07/06/07	08/06/07	000865861	36864	78,120	49,140	28,980	37.1%	COPR	HORWITH	JTLX30151
07/06/07	08/06/07	000865862	36865	31,520	49,220	(17,700)	-56.2%	COPR	HORWITH	JTLX30151
07/06/07	08/06/07	000865863	36866	50,160	49,540	620	1.2%	COPR	HORWITH	CHUX213
07/06/07	08/06/07	000865864	36867	54,900	51,520	3,380	6.2%	COPR	HORWITH	JTLX30151
07/06/07	08/06/07	000865865	36868	77,840	51,520	26,320	33.8%	COPR	HORWITH	CHUX213
07/06/07	08/03/07	000865866	36869	77,540	49,740	27,800	35.9%	COPR	HORWITH	CHUX289
07/06/07	08/01/07	000865867	36870	67,560	49,500	18,060	26.7%	COPR	HORWITH	CHUX146
07/06/07	08/03/07	000865868	36871	39,180	51,740	(12,560)	-32.1%	COPR	HORWITH	CHUX289
07/06/07	08/01/07	000865869	36872	78,240	50,380	27,860	35.6%	COPR	HORWITH	CHUX146
07/06/07	08/01/07	000865870	36873	24,700	49,460	(24,760)	-100.2%	COPR	HORWITH	CHUX146
07/06/07	08/01/07	000865871	36874	24,700	48,380	(23,680)	-95.9%	COPR	HORWITH	CHUX146
07/06/07	08/03/07	000865872	36875	9,300	48,960	(39,660)	-426.5%	COPR	HORWITH	CHUX255
07/06/07	08/03/07	000865873	36876	67,900	51,440	16,460	24.2%	COPR	HORWITH	CHUX255
07/06/07	08/03/07	000865874	36877	67,200	51,460	15,740	23.4%	COPR	HORWITH	CHUX255
07/06/07	08/03/07	000865875	36878	77,100	49,560	27,540	35.7%	COPR	HORWITH	NDYX320335
07/06/07	08/03/07	000865876	36879	52,440	49,680	2,760	5.3%	COPR	HORWITH	CHUX255
07/06/07	08/06/07	000865877	36880	34,080	50,300	(16,220)	-47.6%	COPR	HORWITH	CHUX213
07/06/07	08/06/07	000865878	36881	34,060	48,780	(14,720)	-43.2%	COPR	HORWITH	CHUX213
07/06/07	08/06/07	000865879	36882	13,980	49,260	(35,280)	-252.4%	COPR	HORWITH	CEFX33449
07/06/07	08/06/07	000865880	36883	78,120	51,020	27,100	34.7%	COPR	HORWITH	CEFX33449
07/06/07	08/06/07	000865881	36884	77,580	50,020	27,560	35.5%	COPR	HORWITH	CEFX33449
07/06/07	08/06/07	000865882	36885	28,200	49,440	(21,240)	-75.3%	COPR	HORWITH	CEFX33449
07/06/07	08/03/07	000865883	36886	50,040	49,500	540	1.1%	COPR	HORWITH	NDYX320335
07/06/07	08/03/07	000865884	36887	31,840	48,140	(16,300)	-51.2%	COPR	HORWITH	NDYX320335
07/06/07	08/03/07	000865885	36888	31,860	50,640	(18,780)	-58.9%	COPR	HORWITH	NDYX320335
07/06/07	08/06/07	000865886	36889	76,920	51,260	25,660	33.4%	COPR	HORWITH	JTLX80

Honeywell

HONEYWELL SA-7 USE HAZARDOUS WASTE TRACKING (2006)										
Date Shipped	Date of Return Manifest	State Manifest	Man. Doc #	Facilty Manifest Weight (lbs)	Estimated Weight (lbs)	Manifest - Estimate (lbs)	Manifest - Estimate (%)	Material	Transporter	RAILCAR #
07/06/07	08/06/07	000865887	36890	15,760	51,020	(35,260)	-223.7%	COPR	HORWITH	JTLX80
07/06/07	08/06/07	000865888	36891	77,260	50,200	27,060	35.0%	COPR	HORWITH	JTLX80
07/06/07	08/06/07	000865889	36892	29,400	48,340	(18,940)	-64.4%	COPR	HORWITH	JTLX80
07/06/07	08/06/07	000865890	36893	39,160	49,600	(10,440)	-26.7%	COPR	HORWITH	CHUX277
07/06/07	08/06/07	000865891	36894	78,060	50,820	27,240	34.9%	COPR	HORWITH	CHUX277
07/06/07	08/06/07	000865892	36895	67,600	48,300	19,300	28.6%	COPR	HORWITH	CHUX277
07/06/07	08/06/07	000865893	36896	8,740	50,780	(42,040)	-481.0%	COPR	HORWITH	CHUX277
07/06/07	08/06/07	000865894	36897	58,460	49,140	9,320	15.9%	COPR	HORWITH	CEFX33446
07/06/07	08/06/07	000865895	36898	69,260	49,700	19,560	28.2%	COPR	HORWITH	CEFX33446
07/06/07	08/06/07	000865896	36899	33,100	50,480	(17,380)	-52.5%	COPR	HORWITH	CEFX33446
07/06/07	08/06/07	000865897	36900	33,100	51,180	(18,080)	-54.6%	COPR	HORWITH	CEFX33446
07/09/07	08/06/07	000865898	36901	51,140	50,320	820	1.6%	COPR	HORWITH	CHUX195
07/09/07	08/06/07	000865899	36902	67,540	50,020	17,520	25.9%	COPR	HORWITH	CHUX195
07/09/07	08/06/07	000865900	36903	68,620	50,340	18,280	26.6%	COPR	HORWITH	CHUX195
07/09/07	08/06/07	000865901	36904	11,580	50,860	(39,280)	-339.2%	COPR	HORWITH	CHUX195
07/09/07	08/03/07	000865902	36905	56,540	50,860	5,680	10.0%	COPR	HORWITH	CHUX257
07/09/07	08/03/07	000865903	36906	66,940	51,360	15,580	23.3%	COPR	HORWITH	CHUX257
07/09/07	08/03/07	000865904	36907	67,980	49,440	18,540	27.3%	COPR	HORWITH	CHUX257
07/09/07	08/06/07	000865905	36908	68,140	48,000	(41,020)	-587.7%	COPR	HORWITH	CITX300022
07/09/07	08/03/07	000865906	36909	6,980	50,540	20,020	28.4%	COPR	HORWITH	CHUX257
07/09/07	08/06/07	000865907	36910	70,560	48,880	21,680	76.2%	COPR	HORWITH	CITX300022
07/09/07	08/06/07	000865908	36911	28,460	52,040	(23,580)	-80.7%	COPR	HORWITH	CITX300022
07/09/07	08/06/07	000865909	36912	29,220	50,680	(21,460)	-111.5%	COPR	HORWITH	CITX300022
07/09/07	08/06/07	000865910	36913	19,240	50,940	(31,700)	-46.8%	COPR	HORWITH	CHUX133
07/09/07	08/06/07	000865911	36914	67,680	51,820	15,860	42.0%	COPR	HORWITH	CHUX133
07/09/07	08/06/07	000865912	36915	37,720	51,180	(13,460)	-19.5%	COPR	HORWITH	NDYX320437
07/09/07	08/06/07	000865913	36916	69,120	48,580	20,540	49.8%	COPR	HORWITH	CHUX133
07/09/07	08/06/07	000865914	36917	41,260	49,760	(8,500)	-30.9%	COPR	HORWITH	CHUX133
07/09/07	08/03/07	000865915	36918	27,520	50,140	(22,620)	-33.4%	COPR	HORWITH	CHUX319
07/09/07	08/03/07	000865916	36919	67,660	50,940	16,720	24.4%	COPR	HORWITH	CHUX319
07/09/07	08/03/07	000865917	36920	68,520	51,180	17,340	49.1%	COPR	HORWITH	CHUX319
07/09/07	08/03/07	000865918	36921	35,320	49,620	(14,300)	-21.1%	COPR	HORWITH	CHUX319
07/09/07	08/06/07	000865919	36922	67,800	49,660	18,140	26.5%	COPR	HORWITH	NDYX320437
07/09/07	08/06/07	000865920	36923	68,540	50,840	17,700	77.2%	COPR	HORWITH	NDYX320437
07/09/07	08/06/07	000865921	36924	22,940	48,000	(25,060)	-32.1%	COPR	HORWITH	NDYX320437
07/09/07	08/03/07	000865922	36925	77,980	49,820	28,160	36.4%	COPR	HORWITH	NDYX320467
07/09/07	08/03/07	000865923	36926	77,400	49,880	27,520	35.6%	COPR	HORWITH	NDYX320467
07/09/07	08/03/07	000865924	36927	19,020	48,920	(29,900)	-157.2%	COPR	HORWITH	NDYX320467
07/09/07	08/03/07	000865925	36928	19,020	49,840	(30,820)	-162.0%	COPR	HORWITH	NDYX320467
07/09/07	08/06/07	000865926	36929	39,580	48,740	(9,160)	-23.1%	COPR	HORWITH	CEFX31051
07/09/07	08/06/07	000865927	36930	77,600	48,800	28,800	37.1%	COPR	HORWITH	CEFX31051
07/09/07	08/06/07	000865928	36931	38,480	48,080	(9,600)	-24.9%	COPR	HORWITH	CEFX31051
07/09/07	08/06/07	000865929	36932	38,500	50,440	(11,940)	-31.0%	COPR	HORWITH	CEFX31051
07/09/07	08/03/07	000865930	36933	32,600	50,040	(17,440)	-53.5%	COPR	HORWITH	NDYX320465
07/09/07	08/03/07	000865931	36934	68,240	50,880	17,360	25.4%	COPR	HORWITH	NDYX320465
07/09/07	08/03/07	000865932	36935	63,260	48,860	14,400	22.8%	COPR	HORWITH	NDYX320465
07/09/07	08/03/07	000865933	36936	28,940	50,300	(21,360)	-73.8%	COPR	HORWITH	NDYX320465
07/09/07	08/06/07	000865934	36937	38,360	52,080	(13,720)	-35.8%	COPR	HORWITH	CEFX32187
07/09/07	08/06/07	000865935	36938	67,940	50,200	17,740	26.1%	COPR	HORWITH	CEFX32187
07/09/07	08/06/07	000865936	36939	76,720	52,220	24,500	31.9%	COPR	HORWITH	CEFX32187
07/09/07	08/06/07	000865937	36940	20,940	51,580	(30,640)	-146.3%	COPR	HORWITH	CEFX32187
07/09/07	08/06/07	000865938	36941	46,620	51,540	(4,920)	-10.6%	COPR	HORWITH	MHFX5686
07/09/07	08/06/07	000865939	36942	76,800	51,260	25,540	33.3%	COPR	HORWITH	MHFX5686
07/09/07	08/06/07	000865940	36943	34,600	48,820	(14,220)	-41.1%	COPR	HORWITH	MHFX5686
07/09/07	08/06/07	000865941	36944	67,700	51,340	16,360	24.2%	COPR	HORWITH	CHUX248
07/09/07	08/06/07	000865942	36945	34,580	49,920	(15,340)	-44.4%	COPR	HORWITH	MHFX5686
07/09/07	08/06/07	000865943	36946	69,160	51,100	18,060	26.1%	COPR	HORWITH	CHUX248
07/09/07	08/06/07	000865944	36947	33,600	51,500	(17,900)	-53.3%	COPR	HORWITH	CHUX248
07/09/07	08/06/07	000865945	36948	33,580	49,880	(16,300)	-48.5%	COPR	HORWITH	CHUX248
07/09/07	08/06/07	000865946	36949	38,040	50,300	(12,260)	-32.2%	COPR	HORWITH	CITX300151
07/09/07	08/06/07	000865947	36950	68,400	49,660	18,740	27.4%	COPR	HORWITH	CITX300151
07/09/07	08/06/07	000865948	36951	67,480	49,640	17,840	26.4%	COPR	HORWITH	CITX300151
07/09/07	08/06/07	000865949	36952	23,920	49,560	(25,640)	-107.2%	COPR	HORWITH	CITX300151
07/09/07	08/06/07	000865950	36953	44,420	50,380	(5,960)	-13.4%	COPR	HORWITH	JTLX257
07/09/07	08/06/07	000865951	36954	67,500	51,000	16,500	24.4%	COPR	HORWITH	JTLX257
07/09/07	08/06/07	000865952	36955	76,600	50,100	26,500	34.6%	COPR	HORWITH	JTLX257
07/09/07	08/06/07	000865953	36956	10,800	50,960	(40,160)	-371.9%	COPR	HORWITH	JTLX257
07/09/07	08/06/07	000865954	36957	21,940	50,460	(28,520)	-130.0%	COPR	HORWITH	CITX300152
07/09/07	08/06/07	000865955	36958	76,960	51,820	25,140	32.7%	COPR	HORWITH	CITX300152
07/09/07	08/06/07	000865956	36959	67,720	47,000	20,720	30.6%	COPR	HORWITH	CITX300152
07/09/07	08/06/07	000865957	36960	44,720	51,100	(6,380)	-14.3%	COPR	HORWITH	CEFX31022
07/09/07	08/06/07	000865958	36961	32,380	51,400	(19,020)	-58.7%	COPR	HORWITH	CITX300152
07/09/07	08/06/07	000865959	36962	69,040	50,000	19,040	27.6%	COPR	HORWITH	CEFX31022
07/09/07	08/06/07	000865960	36963	67,800	51,720	16,080	23.7%	COPR	HORWITH	CEFX31022

Honeywell

HONEYWELL SA-7 USE HAZARDOUS WASTE TRACKING (2006)										
Date Shipped	Date of Return Manifest	State Manifest	Man. Doc #	Facilty Manifest Weight (lbs)	Estimated Weight (lbs)	Manifest - Estimate (lbs)	Manifest - Estimate (%)	Material	Transporter	RAILCAR #
07/09/07	08/06/07	000865961	36964	17,980	50,620	(32,640)	-181.5%	COPR	HORWITH	CEFX31022
07/09/07	08/06/07	000865962	36965	66,940	52,080	14,860	22.2%	COPR	HORWITH	CHUX217
07/10/07	08/06/07	000865963	36966	42,220	51,240	(9,020)	-21.4%	COPR	HORWITH	CEFX35824
07/10/07	08/06/07	000865964	36967	66,960	49,720	17,240	25.7%	COPR	HORWITH	CEFX35824
07/10/07	08/06/07	000865965	36968	66,560	48,560	18,000	27.0%	COPR	HORWITH	CEFX35824
07/10/07	08/06/07	000865966	36969	22,600	50,680	(28,080)	-124.2%	COPR	HORWITH	CEFX35824
07/10/07	08/06/07	000865967	36970	67,820	50,320	17,500	25.8%	COPR	HORWITH	CITX300154
07/10/07	08/06/07	000865968	36971	56,040	49,780	6,260	11.2%	COPR	HORWITH	CITX300154
07/10/07	08/06/07	000865969	36972	38,180	50,880	(12,700)	-33.3%	COPR	HORWITH	CITX300154
07/10/07	08/06/07	000865970	36973	38,180	50,500	(12,320)	-32.3%	COPR	HORWITH	CITX300154
07/10/07	08/23/07	000865971	36974	68,960	50,220	18,740	27.2%	COPR	HORWITH	CHUX290
07/10/07	08/23/07	000865972	36975	67,880	49,700	18,180	26.8%	COPR	HORWITH	CHUX290
07/10/07	08/23/07	000865973	36976	33,800	51,700	(17,900)	-53.0%	COPR	HORWITH	CHUX290
07/10/07	08/23/07	000865974	36977	33,800	52,000	(18,200)	-53.8%	COPR	HORWITH	CHUX290
07/10/07	08/06/07	000865975	36978	68,720	51,140	17,580	25.6%	COPR	HORWITH	CHUX125
07/10/07	08/06/07	000865976	36979	68,140	51,520	16,620	24.4%	COPR	HORWITH	CHUX125
07/10/07	08/06/07	000865977	36980	28,560	48,600	(20,040)	-70.2%	COPR	HORWITH	CHUX125
07/10/07	08/06/07	000865978	36981	28,560	49,440	(20,880)	-73.1%	COPR	HORWITH	CHUX125
07/10/07	08/06/07	000865979	36982	55,320	49,480	5,840	10.6%	COPR	HORWITH	CITX300154
07/10/07	08/06/07	000865980	36983	66,900	49,280	17,620	26.3%	COPR	HORWITH	CITX300154
07/10/07	08/06/07	000865981	36984	34,440	50,520	(16,080)	-46.7%	COPR	HORWITH	CITX300154
07/10/07	08/06/07	000865982	36985	34,440	49,680	(15,240)	-44.3%	COPR	HORWITH	CITX300154
07/10/07	08/06/07	000865983	36986	77,020	51,620	25,400	33.0%	COPR	HORWITH	CHUX178
07/10/07	08/06/07	000865984	36987	67,860	49,720	18,140	26.7%	COPR	HORWITH	CHUX178
07/10/07	08/06/07	000865985	36988	25,580	50,920	(25,340)	-99.1%	COPR	HORWITH	CHUX178
07/10/07	08/06/07	000865986	36989	25,580	48,940	(23,360)	-91.3%	COPR	HORWITH	CHUX178
07/10/07	08/06/07	000865987	36990	26,360	50,840	(24,480)	-92.9%	COPR	HORWITH	CITX300111
07/10/07	08/06/07	000865988	36991	68,020	50,200	17,820	26.2%	COPR	HORWITH	CITX300111
07/10/07	08/06/07	000865989	36992	69,340	50,740	18,600	26.8%	COPR	HORWITH	CITX300111
07/10/07	08/06/07	000865990	36993	35,500	51,960	(16,460)	-46.4%	COPR	HORWITH	CITX300111
07/10/07	08/06/07	000865991	36994	77,740	50,460	27,280	35.1%	COPR	HORWITH	CHUX201
07/10/07	08/06/07	000865992	36995	78,120	48,600	29,520	37.8%	COPR	HORWITH	CHUX201
07/10/07	08/06/07	000865993	36996	17,900	50,220	(32,320)	-180.6%	COPR	HORWITH	CHUX201
07/10/07	08/06/07	000865994	36997	17,900	51,180	(33,280)	-185.9%	COPR	HORWITH	CHUX201
07/10/07	08/06/07	000865995	36998	31,760	51,360	(19,600)	-61.7%	COPR	HORWITH	CEFX35799
07/10/07	08/06/07	000865996	36999	67,980	50,400	17,580	25.9%	COPR	HORWITH	CHUX294
07/10/07	08/06/07	000865997	37000	65,380	49,260	16,120	24.7%	COPR	HORWITH	CEFX35799
07/10/07	08/06/07	000865998	37001	69,220	48,260	20,960	30.3%	COPR	HORWITH	CEFX35799
07/10/07	08/06/07	000865999	37002	28,240	50,280	(22,040)	-78.0%	COPR	HORWITH	CEFX35799
07/10/07	08/06/07	000866000	37003	56,740	49,620	7,120	12.5%	COPR	HORWITH	CITX300163
07/10/07	08/06/07	000866001	37004	34,040	51,400	(17,360)	-51.0%	COPR	HORWITH	CITX300163
07/10/07	08/06/07	000866005	37005	76,340	52,360	23,980	31.4%	COPR	HORWITH	CITX300163
07/10/07	08/06/07	000866006	37006	34,020	52,340	(18,320)	-53.9%	COPR	HORWITH	CITX300163
07/10/07	08/06/07	000866007	37007	68,880	51,760	17,120	24.9%	COPR	HORWITH	CITX300159
07/10/07	08/06/07	000866008	37008	67,240	52,020	15,220	22.6%	COPR	HORWITH	CITX300159
07/10/07	08/06/07	000866009	37009	34,120	50,080	(15,960)	-46.8%	COPR	HORWITH	CITX300159
07/10/07	08/06/07	000866010	37010	34,120	50,880	(16,760)	-49.1%	COPR	HORWITH	CITX300159
07/10/07	08/06/07	000866011	37011	67,200	52,180	15,020	22.4%	COPR	HORWITH	JTLX30136
07/10/07	08/06/07	000866012	37012	77,140	51,320	25,820	33.5%	COPR	HORWITH	JTLX30136
07/10/07	08/06/07	000866013	37013	27,920	50,620	(22,700)	-81.3%	COPR	HORWITH	JTLX30136
07/10/07	08/06/07	000866014	37014	27,920	49,180	(21,260)	-76.1%	COPR	HORWITH	JTLX30136
07/10/07	08/06/07	000866015	37015	21,700	50,200	(28,500)	-131.3%	COPR	HORWITH	CHUX188
07/10/07	08/06/07	000866016	37016	77,720	49,120	28,600	36.8%	COPR	HORWITH	CHUX188
07/10/07	08/06/07	000866017	37017	67,660	48,840	18,820	27.8%	COPR	HORWITH	CHUX188
07/10/07	08/06/07	000866018	37018	26,980	50,520	(23,540)	-87.2%	COPR	HORWITH	CHUX188
07/10/07	08/06/07	000866019	37019	33,820	51,800	(17,980)	-53.2%	COPR	HORWITH	CHUX294
07/10/07	08/06/07	000866020	37020	76,680	52,200	24,480	31.9%	COPR	HORWITH	CHUX294
07/10/07	08/06/07	000866021	37021	35,040	49,040	(14,000)	-40.0%	COPR	HORWITH	CITX300020
07/10/07	08/06/07	000866022	37022	15,180	50,420	(35,240)	-232.1%	COPR	HORWITH	CITX300020
07/10/07	08/06/07	000866023	37023	50,840	49,800	1,040	2.0%	COPR	HORWITH	CEFX35239
07/10/07	08/06/07	000866024	37024	66,820	48,400	18,420	27.6%	COPR	HORWITH	CITX300020
07/10/07	08/06/07	000866025	37025	77,020	48,500	28,520	37.0%	COPR	HORWITH	CITX300020
07/10/07	08/06/07	000866026	37026	68,100	51,040	17,060	25.1%	COPR	HORWITH	CEFX35239
07/10/07	08/06/07	000866027	37027	39,220	49,720	(10,500)	-26.8%	COPR	HORWITH	CEFX35239
07/10/07	08/06/07	000866028	37028	39,200	49,740	(10,540)	-26.9%	COPR	HORWITH	CEFX35239
07/10/07	08/06/07	000866029	37029	66,320	49,120	17,200	25.9%	COPR	HORWITH	CHUX217
07/10/07	08/06/07	000866030	37030	38,780	52,080	(13,300)	-34.3%	COPR	HORWITH	CHUX217
07/10/07	08/06/07	000866031	37031	38,800	51,720	(12,920)	-33.3%	COPR	HORWITH	CHUX217
07/11/07	08/09/07	000866032	37032	77,600	51,880	25,720	33.1%	COPR	HORWITH	CHUX150
07/11/07	08/09/07	000866033	37033	77,480	49,380	28,100	36.3%	COPR	HORWITH	CHUX150
07/11/07	08/09/07	000866034	37034	23,400	50,460	(27,060)	-115.6%	COPR	HORWITH	CHUX150
07/11/07	08/09/07	000866035	37035	23,380	51,740	(28,360)	-121.3%	COPR	HORWITH	CHUX150
07/11/07	08/09/07	000866036	37036	31,180	50,720	(19,540)	-62.7%	COPR	HORWITH	JTLX30153
07/11/07	08/09/07	000866037	37037	68,380	51,580	16,800	24.6%	COPR	HORWITH	JTLX30153

HONEYWELL SA-7 USE HAZARDOUS WASTE TRACKING (2006)										
Date Shipped	Date of Return Manifest	State Manifest	Man. Doc #	Facilty Manifest Weight (lbs)	Estimated Weight (lbs)	Manifest - Estimate (lbs)	Manifest - Estimate (%)	Material	Transporter	RAILCAR #
07/11/07	08/09/07	000866038	37038	68,040	50,140	17,900	26.3%	COPR	HORWITH	JTLX30153
07/11/07	08/09/07	000866039	37039	33,520	52,120	(18,600)	-55.5%	COPR	HORWITH	JTLX30153
07/11/07	08/06/07	000866040	37040	66,680	50,920	15,760	23.6%	COPR	HORWITH	CHUX314
07/11/07	08/06/07	000866041	37041	29,500	51,800	(22,300)	-75.6%	COPR	HORWITH	CHUX314
07/11/07	08/06/07	000866042	37042	29,500	49,820	(20,320)	-68.9%	COPR	HORWITH	CHUX314
07/11/07	08/06/07	000866043	37043	78,460	49,920	28,540	36.4%	COPR	HORWITH	CHUX314
07/11/07	08/06/07	000866044	37044	18,640	51,940	(33,300)	-178.6%	COPR	HORWITH	JTLX30155
07/11/07	08/06/07	000866045	37045	77,420	51,560	25,860	33.4%	COPR	HORWITH	JTLX30155
07/11/07	08/06/07	000866046	37046	67,820	48,000	19,820	29.2%	COPR	HORWITH	JTLX30155
07/11/07	08/06/07	000866047	37047	69,000	51,960	17,040	24.7%	COPR	HORWITH	CHUX244
07/11/07	08/06/07	000866048	37048	32,360	50,800	(18,440)	-57.0%	COPR	HORWITH	JTLX30155
07/11/07	08/06/07	000866049	37049	35,060	50,080	(15,020)	-42.8%	COPR	HORWITH	CHUX244
07/11/07	08/06/07	000866050	37050	66,260	51,700	14,560	22.0%	COPR	HORWITH	CHUX244
07/11/07	08/09/07	000866051	37051	36,300	49,840	(13,540)	-37.3%	COPR	HORWITH	CITX300103
07/11/07	08/06/07	000866052	37052	27,740	48,740	(21,000)	-75.7%	COPR	HORWITH	CHUX244
07/11/07	08/09/07	000866053	37053	67,240	49,420	17,820	26.5%	COPR	HORWITH	CITX300103
07/11/07	08/09/07	000866054	37054	69,040	51,140	17,900	25.9%	COPR	HORWITH	CITX300103
07/11/07	08/09/07	000866055	37055	29,040	51,080	(22,040)	-75.9%	COPR	HORWITH	CITX300103
07/11/07	08/09/07	000866056	37056	40,100	50,020	(9,920)	-24.7%	COPR	HORWITH	CEFX31057
07/11/07	08/09/07	000866057	37057	77,240	49,820	27,420	35.5%	COPR	HORWITH	CEFX31057
07/11/07	08/09/07	000866058	37058	38,560	50,280	(11,720)	-30.4%	COPR	HORWITH	CEFX31057
07/11/07	08/09/07	000866059	37059	38,560	50,740	(12,180)	-31.6%	COPR	HORWITH	CEFX31057
07/11/07	08/09/07	000866060	37060	77,680	49,000	28,680	36.9%	COPR	HORWITH	MHFX5672
07/11/07	08/09/07	000866061	37061	69,000	50,820	18,180	26.3%	COPR	HORWITH	MHFX5672
07/11/07	08/06/07	000866062	37062	11,520	48,300	(36,780)	-319.3%	COPR	HORWITH	CHUX107
07/11/07	08/09/07	000866063	37063	25,240	50,600	(25,360)	-100.5%	COPR	HORWITH	MHFX5672
07/11/07	08/09/07	000866064	37064	25,260	50,860	(25,600)	-101.3%	COPR	HORWITH	MHFX5672
07/11/07	08/06/07	000866065	37065	20,720	49,140	(28,420)	-137.2%	COPR	HORWITH	CHUX294
07/11/07	08/09/07	000866066	37066	17,740	49,460	(31,720)	-178.8%	COPR	HORWITH	HLMX1101
07/11/07	08/09/07	000866067	37067	69,220	49,080	20,140	29.1%	COPR	HORWITH	HLMX1101
07/11/07	08/09/07	000866068	37068	58,100	49,580	8,520	14.7%	COPR	HORWITH	HLMX1101
07/11/07	08/09/07	000866069	37069	55,220	51,260	3,960	7.2%	COPR	HORWITH	HLMX1101
07/11/07	08/09/07	000866070	37070	13,800	51,320	(37,520)	-271.9%	COPR	HORWITH	CHUX292
07/11/07	08/09/07	000866071	37071	59,320	48,560	10,760	18.1%	COPR	HORWITH	CHUX292
07/11/07	08/09/07	000866072	37072	60,620	48,580	12,040	19.9%	COPR	HORWITH	CHUX292
07/11/07	08/09/07	000866073	37073	68,520	50,140	18,380	26.8%	COPR	HORWITH	CHUX292
07/11/07	08/06/07	000866074	37074	49,340	51,340	(2,000)	-4.1%	COPR	HORWITH	JTLX30144
07/11/07	08/06/07	000866075	37075	34,080	51,040	(16,960)	-49.8%	COPR	HORWITH	JTLX30144
07/11/07	08/06/07	000866076	37076	76,920	48,960	27,960	36.3%	COPR	HORWITH	JTLX30144
07/11/07	08/06/07	000866077	37077	34,060	50,720	(16,660)	-48.9%	COPR	HORWITH	JTLX30144
07/11/07	08/06/07	000866078	37078	69,300	50,260	19,040	27.5%	COPR	HORWITH	CEFX35821
07/11/07	08/06/07	000866079	37079	67,260	50,860	16,400	24.4%	COPR	HORWITH	CEFX35821
07/11/07	08/06/07	000866080	37080	33,560	51,020	(17,460)	-52.0%	COPR	HORWITH	CEFX35821
07/11/07	08/06/07	000866081	37081	33,560	51,540	(17,980)	-53.6%	COPR	HORWITH	CEFX35821
07/11/07	08/06/07	000866082	37082	39,000	50,800	(11,800)	-30.3%	COPR	HORWITH	CEFX33400
07/11/07	08/06/07	000866083	37083	66,660	52,060	14,600	21.9%	COPR	HORWITH	CEFX33400
07/11/07	08/06/07	000866084	37084	29,060	50,940	(21,880)	-75.3%	COPR	HORWITH	CEFX33400
07/11/07	08/06/07	000866085	37085	66,240	51,360	14,880	22.5%	COPR	HORWITH	CEFX33400
07/11/07	08/06/07	000866086	37086	67,920	52,180	15,740	23.2%	COPR	HORWITH	JTLX268
07/11/07	08/06/07	000866087	37087	76,280	49,860	26,420	34.6%	COPR	HORWITH	JTLX268
07/11/07	08/06/07	000866088	37088	28,100	49,300	(21,200)	-75.4%	COPR	HORWITH	JTLX268
07/11/07	08/06/07	000866089	37089	28,120	50,120	(22,000)	-78.2%	COPR	HORWITH	JTLX268
07/11/07	08/06/07	000866090	37090	76,980	48,780	28,200	36.6%	COPR	HORWITH	CHUX107
07/11/07	08/06/07	000866091	37091	69,020	50,400	18,620	27.0%	COPR	HORWITH	CHUX107
07/11/07	08/06/07	000866092	37092	36,720	49,680	(12,960)	-35.3%	COPR	HORWITH	CHUX107
07/11/07	08/06/07	000866093	37093	31,300	51,440	(20,140)	-64.3%	COPR	HORWITH	JTLX152
07/11/07	08/06/07	000866094	37094	68,900	51,420	17,480	25.4%	COPR	HORWITH	JTLX152
07/11/07	08/06/07	000866095	37095	67,400	50,540	16,860	25.0%	COPR	HORWITH	JTLX152
07/11/07	08/06/07	000866096	37096	33,800	51,260	(17,460)	-51.7%	COPR	HORWITH	JTLX152
07/12/07	08/06/07	000866097	37097	20,060	50,080	(30,020)	-149.7%	COPR	HORWITH	CITX300153
07/12/07	08/06/07	000866098	37098	68,000	51,000	17,000	25.0%	COPR	HORWITH	CITX300153
07/12/07	08/06/07	000866099	37099	76,140	49,180	26,960	35.4%	COPR	HORWITH	CITX300153
07/12/07	08/06/07	000866100	37100	31,140	50,080	(18,940)	-60.8%	COPR	HORWITH	CITX300153
07/12/07	08/06/07	000866101	37101	7,720	50,480	(42,760)	-553.9%	COPR	HORWITH	NDYX320318
07/12/07	08/06/07	000866102	37102	67,560	50,940	16,620	24.6%	COPR	HORWITH	NDYX320318
07/12/07	08/06/07	000866103	37103	68,140	52,020	16,120	23.7%	COPR	HORWITH	NDYX320318
07/12/07	08/06/07	000866104	37104	58,360	49,100	9,260	15.9%	COPR	HORWITH	NDYX320318
07/12/07	08/23/07	000866105	37105	11,120	49,600	(38,480)	-346.0%	COPR	HORWITH	CEFX35819
07/12/07	08/23/07	000866106	37106	67,740	50,320	17,420	25.7%	COPR	HORWITH	CEFX35819
07/12/07	08/23/07	000866107	37107	66,600	51,660	14,940	22.4%	COPR	HORWITH	CEFX35819
07/12/07	08/23/07	000866108	37108	17,100	50,860	(33,760)	-197.4%	COPR	HORWITH	CHUX113
07/12/07	08/23/07	000866109	37109	51,280	48,780	2,500	4.9%	COPR	HORWITH	CEFX35819
07/12/07	08/23/07	000866110	37110	69,180	50,740	18,440	26.7%	COPR	HORWITH	CHUX113
07/12/07	08/23/07	000866111	37111	67,720	49,980	17,740	26.2%	COPR	HORWITH	CHUX113

HONEYWELL SA-7 USE HAZARDOUS WASTE TRACKING (2006)										
Date Shipped	Date of Return Manifest	State Manifest	Man. Doc #	Facilty Manifest Weight (lbs)	Estimated Weight (lbs)	Manifest - Estimate (lbs)	Manifest - Estimate (%)	Material	Transporter	RAILCAR #
07/12/07	08/23/07	000866112	37112	40,020	51,180	(11,160)	-27.9%	COPR	HORWITH	CHUX113
07/12/07	08/06/07	000866113	37113	38,440	49,120	(10,680)	-27.8%	COPR	HORWITH	CEFX35820
07/12/07	08/06/07	000866114	37114	76,680	50,620	26,060	34.0%	COPR	HORWITH	CEFX35820
07/12/07	08/06/07	000866115	37115	39,040	48,000	(8,960)	-23.0%	COPR	HORWITH	CEFX35820
07/12/07	08/06/07	000866116	37116	39,020	49,720	(10,700)	-27.4%	COPR	HORWITH	CEFX35820
07/12/07	08/06/07	000866117	37117	68,720	48,240	20,480	29.8%	COPR	HORWITH	CHUX192
07/12/07	08/06/07	000866118	37118	68,080	48,480	19,600	28.8%	COPR	HORWITH	CHUX192
07/12/07	08/06/07	000866119	37119	31,520	48,560	(17,040)	-54.1%	COPR	HORWITH	CHUX192
07/12/07	08/06/07	000866120	37120	31,520	49,340	(17,820)	-56.5%	COPR	HORWITH	CHUX192
07/12/07	08/06/07	000866121	37121	7,000	48,620	(41,620)	-594.6%	COPR	HORWITH	CITX300100
07/12/07	08/06/07	000866122	37122	67,380	48,140	19,240	28.6%	COPR	HORWITH	CITX300100
07/12/07	08/06/07	000866123	37123	76,600	50,200	26,400	34.5%	COPR	HORWITH	CITX300127
07/12/07	08/06/07	000866124	37124	65,340	50,560	14,780	22.6%	COPR	HORWITH	CITX300127
07/12/07	08/06/07	000866125	37125	68,540	49,900	18,640	27.2%	COPR	HORWITH	CITX300100
07/12/07	08/06/07	000866126	37126	51,540	50,480	1,060	2.1%	COPR	HORWITH	CITX300100
07/12/07	08/06/07	000866127	37127	28,940	49,520	(20,580)	-71.1%	COPR	HORWITH	CITX300127
07/12/07	08/06/07	000866128	37128	28,940	51,880	(22,940)	-79.3%	COPR	HORWITH	CITX300127
07/12/07	08/06/07	000866129	37129	38,660	50,960	(12,300)	-31.8%	COPR	HORWITH	JTLX30164
07/12/07	08/06/07	000866130	37130	19,280	49,600	(30,320)	-157.3%	COPR	HORWITH	NRLX526287
07/12/07	08/06/07	000866131	37131	68,180	50,280	17,900	26.3%	COPR	HORWITH	NRLX526287
07/12/07	08/06/07	000866132	37132	67,360	50,380	16,980	25.2%	COPR	HORWITH	NRLX526287
07/12/07	08/06/07	000866133	37133	39,580	48,000	(8,420)	-21.3%	COPR	HORWITH	NRLX526287
07/12/07	08/06/07	000866134	37134	29,860	49,920	(20,060)	-67.2%	COPR	HORWITH	CEFX33422
07/12/07	08/06/07	000866135	37135	65,300	49,640	15,660	24.0%	COPR	HORWITH	CEFX33422
07/12/07	08/06/07	000866136	37136	29,360	51,080	(21,720)	-74.0%	COPR	HORWITH	CEFX33422
07/12/07	08/06/07	000866137	37137	67,780	48,960	18,820	27.8%	COPR	HORWITH	CEFX33422
07/12/07	08/06/07	000866138	37138	38,940	49,960	(11,020)	-28.3%	COPR	HORWITH	JTLX30129
07/12/07	08/06/07	000866139	37139	67,940	48,220	19,720	29.0%	COPR	HORWITH	JTLX30129
07/12/07	08/06/07	000866140	37140	67,460	51,040	16,420	24.3%	COPR	HORWITH	JTLX30129
07/12/07	08/06/07	000866141	37141	76,940	49,520	27,420	35.6%	COPR	HORWITH	CITX300041
07/12/07	08/06/07	000866142	37142	26,300	49,160	(22,860)	-86.9%	COPR	HORWITH	JTLX30129
07/12/07	08/06/07	000866143	37143	51,020	50,340	680	1.3%	COPR	HORWITH	CITX300041
07/12/07	08/06/07	000866144	37144	34,760	50,440	(15,680)	-45.1%	COPR	HORWITH	CITX300041
07/12/07	08/06/07	000866145	37145	46,120	50,620	(4,500)	-9.8%	COPR	HORWITH	JTLX50
07/12/07	08/06/07	000866146	37146	34,740	49,300	(14,560)	-41.9%	COPR	HORWITH	CITX300041
07/12/07	08/06/07	000866147	37147	76,620	50,180	26,440	34.5%	COPR	HORWITH	JTLX50
07/12/07	08/06/07	000866148	37148	67,780	49,940	17,840	26.3%	COPR	HORWITH	JTLX50
07/12/07	08/06/07	000866149	37149	8,380	49,860	(41,480)	-495.0%	COPR	HORWITH	JTLX50
07/12/07	08/06/07	000866150	37150	67,780	49,680	18,100	26.7%	COPR	HORWITH	DJLX98508
07/12/07	08/06/07	000866151	37151	68,880	49,320	19,560	28.4%	COPR	HORWITH	DJLX98508
07/12/07	08/06/07	000866152	37152	29,900	49,780	(19,880)	-66.5%	COPR	HORWITH	DJLX98508
07/12/07	08/06/07	000866153	37153	67,020	50,420	16,600	24.8%	COPR	HORWITH	JTLX57
07/12/07	08/06/07	000866154	37154	29,900	50,020	(20,120)	-67.3%	COPR	HORWITH	DJLX98508
07/12/07	08/06/07	000866155	37155	66,900	51,140	15,760	23.6%	COPR	HORWITH	CITX300164
07/12/07	08/06/07	000866156	37156	8,160	48,380	(40,220)	-492.9%	COPR	HORWITH	CITX300164
07/12/07	08/06/07	000866157	37157	68,840	48,120	20,720	30.1%	COPR	HORWITH	CITX300164
07/12/07	08/06/07	000866158	37158	15,840	49,200	(33,360)	-210.6%	COPR	HORWITH	JTLX57
07/12/07	08/06/07	000866159	37159	53,020	50,660	2,360	4.5%	COPR	HORWITH	CITX300164
07/12/07	08/06/07	000866160	37160	68,060	49,460	18,600	27.3%	COPR	HORWITH	JTLX57
07/12/07	08/06/07	000866161	37161	46,660	50,860	(4,200)	-9.0%	COPR	HORWITH	JTLX57
07/13/07	08/06/07	000866162	37162	44,540	48,100	(3,560)	-8.0%	COPR	HORWITH	JTLX30108
07/13/07	08/06/07	000866163	37163	67,800	49,740	18,060	26.6%	COPR	HORWITH	JTLX30108
07/13/07	08/06/07	000866164	37164	67,840	48,660	19,180	28.3%	COPR	HORWITH	JTLX30108
07/13/07	08/06/07	000866165	37165	12,160	48,240	(36,080)	-296.7%	COPR	HORWITH	JTLX30108
07/13/07	08/06/07	000866166	37166	76,400	48,140	28,260	37.0%	COPR	HORWITH	CITX300148
07/13/07	08/06/07	000866167	37167	19,320	49,020	(29,700)	-153.7%	COPR	HORWITH	CITX300148
07/13/07	08/06/07	000866168	37168	76,500	50,060	26,440	34.6%	COPR	HORWITH	CITX300148
07/13/07	08/06/07	000866169	37169	19,340	50,340	(31,000)	-160.3%	COPR	HORWITH	CITX300148
07/13/07	08/06/07	000866170	37170	68,060	49,920	18,140	26.7%	COPR	HORWITH	JTLX30164
07/13/07	08/06/07	000866171	37171	67,400	48,600	18,800	27.9%	COPR	HORWITH	JTLX30164
07/13/07	08/06/07	000866172	37172	23,540	48,380	(24,840)	-105.5%	COPR	HORWITH	JTLX30164
07/13/07	08/06/07	000866173	37173	45,700	51,260	(5,560)	-12.2%	COPR	HORWITH	MHFX5632
07/13/07	08/06/07	000866174	37174	66,580	50,540	16,040	24.1%	COPR	HORWITH	MHFX5632
07/13/07	08/06/07	000866175	37175	67,460	49,620	17,840	26.4%	COPR	HORWITH	MHFX5632
07/13/07	08/06/07	000866176	37176	19,140	51,360	(32,220)	-168.3%	COPR	HORWITH	MHFX5632
07/13/07	08/09/07	000866177	37177	26,360	48,980	(22,620)	-85.8%	COPR	HORWITH	CITX300138
07/13/07	08/09/07	000866178	37178	71,620	49,120	22,500	31.4%	COPR	HORWITH	CITX300138
07/13/07	08/09/07	000866179	37179	26,360	48,000	(21,640)	-82.1%	COPR	HORWITH	CITX300138
07/13/07	08/09/07	000866180	37180	68,020	50,040	17,980	26.4%	COPR	HORWITH	CITX300138
07/13/07	08/06/07	000866181	37181	49,200	49,640	(440)	-0.9%	COPR	HORWITH	CITX300118
07/13/07	08/06/07	000866182	37182	68,520	50,100	18,420	26.9%	COPR	HORWITH	CITX300118
07/13/07	08/06/07	000866183	37183	68,440	50,940	17,500	25.6%	COPR	HORWITH	CITX300118
07/13/07	08/06/07	000866184	37184	77,340	49,060	28,280	36.6%	COPR	HORWITH	CITX300117
07/13/07	08/06/07	000866185	37185	11,540	50,400	(38,860)	-336.7%	COPR	HORWITH	CITX300118

HONEYWELL SA-7 USE HAZARDOUS WASTE TRACKING (2006)										
Date Shipped	Date of Return Manifest	State Manifest	Man. Doc #	Facilty Manifest Weight (lbs)	Estimated Weight (lbs)	Manifest - Estimate (lbs)	Manifest - Estimate (%)	Material	Transporter	RAILCAR #
07/13/07	08/06/07	000866186	37186	67,540	49,560	17,980	26.6%	COPR	HORWITH	CITX300117
07/13/07	08/06/07	000866187	37187	24,900	50,660	(25,760)	-103.5%	COPR	HORWITH	CITX300117
07/13/07	08/06/07	000866188	37188	24,900	49,700	(24,800)	-99.6%	COPR	HORWITH	CITX300117
07/13/07	08/06/07	000866189	37189	18,400	50,760	(32,360)	-175.9%	COPR	HORWITH	CITX300104
07/13/07	08/06/07	000866190	37190	67,300	51,560	15,740	23.4%	COPR	HORWITH	CITX300104
07/13/07	08/06/07	000866191	37191	77,080	49,000	28,080	36.4%	COPR	HORWITH	CITX300104
07/13/07	08/06/07	000866192	37192	32,360	49,560	(17,200)	-53.2%	COPR	HORWITH	CITX300104
07/13/07	08/06/07	000866193	37193	55,360	49,400	5,960	10.8%	COPR	HORWITH	MHFX5649
07/13/07	08/06/07	000866194	37194	76,660	48,760	27,900	36.4%	COPR	HORWITH	MHFX5649
07/13/07	08/06/07	000866195	37195	29,420	48,000	(18,580)	-63.2%	COPR	HORWITH	MHFX5649
07/13/07	08/06/07	000866198	37196	29,400	49,060	(19,660)	-66.9%	COPR	HORWITH	MHFX5649
07/13/07	08/06/07	000866199	37197	8,780	49,820	(41,040)	-467.4%	COPR	HORWITH	CEFX33411
07/13/07	08/06/07	000866200	37198	76,960	51,060	25,900	33.7%	COPR	HORWITH	CEFX33411
07/13/07	08/06/07	000866201	37199	68,920	48,440	20,480	29.7%	COPR	HORWITH	CEFX33411
07/13/07	08/06/07	000866202	37200	39,300	50,260	(10,960)	-27.9%	COPR	HORWITH	CEFX33411
07/13/07	08/09/07	000866203	37201	67,960	50,120	17,840	26.3%	COPR	HORWITH	JTLX30141
07/13/07	08/09/07	000866204	37202	77,880	51,880	26,000	33.4%	COPR	HORWITH	JTLX30141
07/13/07	08/09/07	000866205	37203	25,400	49,360	(23,960)	-94.3%	COPR	HORWITH	JTLX30141
07/13/07	08/06/07	000866206	37204	28,460	51,160	(22,700)	-79.8%	COPR	HORWITH	CITX300108
07/13/07	08/06/07	000866207	37205	68,280	49,080	19,200	28.1%	COPR	HORWITH	CITX300108
07/13/07	08/06/07	000866208	37206	66,860	48,820	18,040	27.0%	COPR	HORWITH	CITX300108
07/13/07	08/06/07	000866209	37207	28,020	48,420	(20,400)	-72.8%	COPR	HORWITH	CITX300108
07/13/07	08/06/07	000866210	37208	40,300	49,920	(9,620)	-23.9%	COPR	HORWITH	JTLX283
07/13/07	08/06/07	000866211	37209	67,680	51,140	16,540	24.4%	COPR	HORWITH	JTLX283
07/13/07	08/06/07	000866212	37210	66,400	50,800	15,600	23.5%	COPR	HORWITH	JTLX283
07/13/07	08/06/07	000866213	37211	22,720	50,040	(27,320)	-120.2%	COPR	HORWITH	JTLX283
07/13/07	08/20/07	000866214	37212	20,140	48,580	(28,440)	-141.2%	COPR	HORWITH	JTLX4051
07/13/07	08/20/07	000866215	37213	76,740	51,160	25,580	33.3%	COPR	HORWITH	JTLX4051
07/13/07	08/20/07	000866216	37214	67,540	50,400	17,140	25.4%	COPR	HORWITH	JTLX4051
07/13/07	08/06/07	000866217	37215	67,620	51,600	16,020	23.7%	COPR	HORWITH	CHUX231
07/13/07	08/20/07	000866218	37216	31,160	50,080	(18,920)	-60.7%	COPR	HORWITH	JTLX4051
07/13/07	08/06/07	000866219	37217	26,080	50,160	(24,080)	-92.3%	COPR	HORWITH	CHUX231
07/13/07	08/06/07	000866220	37218	26,080	48,660	(22,580)	-86.6%	COPR	HORWITH	CHUX231
07/13/07	08/06/07	000866221	37219	74,000	48,700	25,300	34.2%	COPR	HORWITH	CHUX231
07/13/07	08/06/07	000866222	37220	77,140	49,000	28,140	36.5%	COPR	HORWITH	CITX300157
07/13/07	08/06/07	000866223	37221	24,560	50,560	(26,000)	-105.9%	COPR	HORWITH	CITX300157
07/13/07	08/06/07	000866224	37222	67,880	48,860	19,020	28.0%	COPR	HORWITH	CITX300157
07/13/07	08/06/07	000866225	37223	22,820	49,440	(26,620)	-116.7%	COPR	HORWITH	CITX300157
07/16/07	08/09/07	000866226	37224	24,800	48,540	(23,740)	-95.7%	COPR	HORWITH	JTLX74
07/16/07	08/09/07	000866227	37225	67,420	49,660	17,760	26.3%	COPR	HORWITH	JTLX74
07/16/07	08/09/07	000866228	37226	76,380	48,720	27,660	36.2%	COPR	HORWITH	JTLX74
07/16/07	08/09/07	000866229	37227	26,820	49,860	(23,040)	-85.9%	COPR	HORWITH	JTLX74
07/16/07	08/09/07	000866230	37228	67,460	49,920	17,540	26.0%	COPR	HORWITH	CHUX160
07/16/07	08/09/07	000866231	37229	40,240	50,360	(10,120)	-25.1%	COPR	HORWITH	CHUX160
07/16/07	08/09/07	000866232	37230	76,480	50,920	25,560	33.4%	COPR	HORWITH	CHUX160
07/16/07	08/09/07	000866233	37231	17,480	51,780	(34,300)	-196.2%	COPR	HORWITH	CHUX160
07/16/07	08/09/07	000866234	37232	25,380	49,540	(24,160)	-95.2%	COPR	HORWITH	JTLX30141
07/16/07	08/09/07	000866235	37233	16,920	49,080	(32,160)	-190.1%	COPR	HORWITH	MHFX5699
07/16/07	08/09/07	000866236	37234	68,140	50,280	17,860	26.2%	COPR	HORWITH	MHFX5699
07/16/07	08/09/07	000866237	37235	78,320	50,200	28,120	35.9%	COPR	HORWITH	MHFX5699
07/16/07	08/09/07	000866238	37236	31,980	49,520	(17,540)	-54.8%	COPR	HORWITH	MHFX5699
07/16/07	08/09/07	000866239	37237	77,540	50,000	27,540	35.5%	COPR	HORWITH	CEFX35800
07/16/07	08/09/07	000866240	37238	77,160	50,460	26,700	34.6%	COPR	HORWITH	CEFX35800
07/16/07	08/09/07	000866241	37239	23,320	50,680	(27,360)	-117.3%	COPR	HORWITH	CEFX35800
07/16/07	08/09/07	000866242	37240	23,320	50,200	(26,880)	-115.3%	COPR	HORWITH	CEFX35800
07/16/07	08/09/07	000866243	37241	31,080	48,840	(17,760)	-57.1%	COPR	HORWITH	JTLX194
07/16/07	08/09/07	000866244	37242	68,260	48,980	19,280	28.2%	COPR	HORWITH	JTLX194
07/16/07	08/09/07	000866245	37243	68,020	48,000	20,020	29.4%	COPR	HORWITH	JTLX194
07/16/07	08/09/07	000866246	37244	25,800	49,800	(24,000)	-93.0%	COPR	HORWITH	JTLX194
07/16/07	08/09/07	000866247	37245	43,940	48,960	(5,020)	-11.4%	COPR	HORWITH	NRLX585592
07/16/07	08/09/07	000866248	37246	67,440	48,300	19,140	28.4%	COPR	HORWITH	NRLX585592
07/16/07	08/09/07	000866249	37247	67,780	49,280	18,500	27.3%	COPR	HORWITH	NRLX585592
07/16/07	08/09/07	000866250	37248	14,280	49,880	(35,600)	-249.3%	COPR	HORWITH	NRLX585592
07/16/07	08/06/07	000866251	37249	44,320	49,800	(5,480)	-12.4%	COPR	HORWITH	JTLX30169
07/16/07	08/06/07	000866252	37250	53,120	48,000	5,120	9.6%	COPR	HORWITH	MHFX5698
07/16/07	08/06/07	000866253	37251	68,500	49,200	19,300	28.2%	COPR	HORWITH	MHFX5698
07/16/07	08/06/07	000866254	37252	3,080	48,740	(45,660)	-1482.5%	COPR	HORWITH	MHFX5698
07/16/07	08/06/07	000866255	37253	67,600	50,140	17,460	25.8%	COPR	HORWITH	MHFX5698
07/16/07	08/06/07	000866256	37254	69,400	49,800	19,600	28.2%	COPR	HORWITH	JTLX30169
07/16/07	08/06/07	000866257	37255	66,820	51,400	15,420	23.1%	COPR	HORWITH	JTLX30169
07/16/07	08/06/07	000866258	37256	17,540	50,980	(33,440)	-190.6%	COPR	HORWITH	JTLX30169
07/16/07	08/09/07	000866259	37257	53,700	49,100	4,600	8.6%	COPR	HORWITH	NDYX320346
07/16/07	08/09/07	000866260	37258	67,520	49,620	17,900	26.5%	COPR	HORWITH	NDYX320346
07/16/07	08/09/07	000866261	37259	38,740	50,340	(11,600)	-29.9%	COPR	HORWITH	NDYX320346

Honeywell

HONEYWELL SA-7 USE HAZARDOUS WASTE TRACKING (2006)										
Date Shipped	Date of Return Manifest	State Manifest	Man. Doc #	Facilty Manifest Weight (lbs)	Estimated Weight (lbs)	Manifest - Estimate (lbs)	Manifest - Estimate (%)	Material	Transporter	RAILCAR #
07/16/07	08/09/07	000866262	37260	38,760	49,720	(10,960)	-28.3%	COPR	HORWITH	NDYX320346
07/16/07	08/09/07	000866263	37261	77,100	50,960	26,140	33.9%	COPR	HORWITH	CEFX31070
07/16/07	08/09/07	000866264	37262	38,380	50,940	(12,560)	-32.7%	COPR	HORWITH	CEFX31070
07/16/07	08/09/07	000866265	37263	67,780	51,600	16,180	23.9%	COPR	HORWITH	CEFX31070
07/16/07	08/09/07	000866266	37264	20,180	51,420	(31,240)	-154.8%	COPR	HORWITH	CEFX31070
07/16/07	08/09/07	000866267	37265	77,160	51,220	25,940	33.6%	COPR	HORWITH	CEFX35242
07/16/07	08/09/07	000866268	37266	77,720	49,540	28,180	36.3%	COPR	HORWITH	CEFX35242
07/16/07	08/09/07	000866269	37267	21,360	50,940	(29,580)	-138.5%	COPR	HORWITH	CEFX35242
07/16/07	08/09/07	000866270	37268	21,360	50,660	(29,300)	-137.2%	COPR	HORWITH	CEFX35242
07/16/07	08/09/07	000866271	37269	26,180	51,420	(25,240)	-96.4%	COPR	HORWITH	JTLX30146
07/16/07	08/09/07	000866272	37270	67,280	50,280	17,000	25.3%	COPR	HORWITH	JTLX30146
07/16/07	08/09/07	000866273	37271	69,100	50,380	18,720	27.1%	COPR	HORWITH	JTLX30146
07/16/07	08/09/07	000866274	37272	38,120	51,100	(12,980)	-34.1%	COPR	HORWITH	JTLX30146
07/16/07	08/06/07	000866275	37273	15,600	50,220	(34,620)	-221.9%	COPR	HORWITH	CHUX284
07/16/07	08/09/07	000866276	37274	28,740	52,200	(23,460)	-81.6%	COPR	HORWITH	JTLX270
07/16/07	08/09/07	000866277	37275	66,440	51,600	14,840	22.3%	COPR	HORWITH	JTLX270
07/16/07	08/09/07	000866278	37276	67,920	51,180	16,740	24.6%	COPR	HORWITH	JTLX270
07/16/07	08/09/07	000866279	37277	38,380	49,800	(11,420)	-29.8%	COPR	HORWITH	JTLX270
07/16/07	08/06/07	000866280	37278	68,060	50,140	17,920	26.3%	COPR	HORWITH	JTLX30172
07/16/07	08/06/07	000866281	37279	49,960	50,500	(540)	-1.1%	COPR	HORWITH	JTLX30172
07/16/07	08/06/07	000866282	37280	65,960	50,120	15,840	24.0%	COPR	HORWITH	JTLX30172
07/16/07	08/06/07	000866283	37281	12,880	50,200	(37,320)	-289.8%	COPR	HORWITH	JTLX30172
07/16/07	08/09/07	000866284	37282	36,040	48,000	(11,960)	-33.2%	COPR	HORWITH	CITX300161
07/16/07	08/09/07	000866285	37283	77,140	49,660	27,480	35.6%	COPR	HORWITH	CITX300161
07/16/07	08/09/07	000866286	37284	67,520	48,120	19,400	28.7%	COPR	HORWITH	CITX300161
07/16/07	08/09/07	000866287	37285	67,800	49,980	17,820	26.3%	COPR	HORWITH	CITX300158
07/16/07	08/09/07	000866288	37286	58,460	50,520	7,940	13.6%	COPR	HORWITH	CITX300158
07/16/07	08/09/07	000866289	37287	67,660	49,480	18,180	26.9%	COPR	HORWITH	CITX300158
07/16/07	08/09/07	000866290	37288	18,460	50,860	(32,400)	-175.5%	COPR	HORWITH	CITX300161
07/16/07	08/09/07	000866291	37289	6,220	50,920	(44,700)	-718.6%	COPR	HORWITH	CITX300158
07/17/07	08/06/07	000866292	37290	76,860	49,440	27,420	35.7%	COPR	HORWITH	CHUX284
07/17/07	08/06/07	000866293	37291	26,400	50,260	(23,860)	-90.4%	COPR	HORWITH	CHUX284
07/17/07	08/06/07	000866294	37292	77,300	49,000	28,300	36.6%	COPR	HORWITH	CHUX284
07/17/07	08/09/07	000866295	37293	51,240	49,360	1,880	3.7%	COPR	HORWITH	CITX300122
07/17/07	08/09/07	000866296	37294	67,740	49,720	18,020	26.6%	COPR	HORWITH	CITX300122
07/17/07	08/09/07	000866297	37295	67,400	49,040	18,360	27.2%	COPR	HORWITH	CITX300122
07/17/07	08/09/07	000866298	37296	7,640	50,940	(43,300)	-566.8%	COPR	HORWITH	CITX300122
07/17/07	08/06/07	000866299	37297	76,900	50,480	26,420	34.4%	COPR	HORWITH	CITX300165
07/17/07	08/06/07	000866300	37298	76,560	49,460	27,100	35.4%	COPR	HORWITH	CITX300165
07/17/07	08/06/07	000866301	37299	20,000	50,300	(30,300)	-151.5%	COPR	HORWITH	CITX300165
07/17/07	08/06/07	000866302	37300	19,220	49,700	(30,480)	-158.6%	COPR	HORWITH	CITX300165
07/17/07	08/06/07	000866303	37301	37,680	51,100	(13,420)	-35.6%	COPR	HORWITH	CITX300166
07/17/07	08/06/07	000866304	37302	67,860	49,320	18,540	27.3%	COPR	HORWITH	CITX300166
07/17/07	08/06/07	000866305	37303	66,860	50,180	16,680	24.9%	COPR	HORWITH	CITX300166
07/17/07	08/06/07	000866306	37304	31,780	49,640	(17,860)	-56.2%	COPR	HORWITH	CITX300166
07/17/07	08/06/07	000866307	37305	37,320	48,000	(10,680)	-28.6%	COPR	HORWITH	MHFX5658
07/17/07	08/06/07	000866308	37306	66,500	49,820	16,680	25.1%	COPR	HORWITH	MHFX5658
07/17/07	08/06/07	000866309	37307	14,980	48,000	(33,020)	-220.4%	COPR	HORWITH	MHFX5658
07/17/07	08/06/07	000866310	37308	67,660	50,300	17,360	25.7%	COPR	HORWITH	MHFX5658
07/17/07	08/09/07	000866311	37309	66,580	51,440	15,140	22.7%	COPR	HORWITH	MHFX5658
07/17/07	08/09/07	000866312	37310	61,900	51,340	10,560	17.1%	COPR	HORWITH	MHFX5658
07/17/07	08/09/07	000866313	37311	33,920	50,840	(16,920)	-49.9%	COPR	HORWITH	MHFX5658
07/17/07	08/09/07	000866314	37312	33,900	51,780	(17,880)	-52.7%	COPR	HORWITH	MHFX5658
07/17/07	08/06/07	000866315	37313	68,540	49,280	19,260	28.1%	COPR	HORWITH	CHUX325
07/17/07	08/06/07	000866316	37314	67,840	49,340	18,500	27.3%	COPR	HORWITH	CHUX325
07/17/07	08/06/07	000866317	37315	31,060	49,740	(18,680)	-60.1%	COPR	HORWITH	CHUX325
07/17/07	08/06/07	000866318	37316	31,040	49,020	(17,980)	-57.9%	COPR	HORWITH	CHUX325
07/17/07	08/06/07	000866319	37317	6,140	49,200	(43,060)	-701.3%	COPR	HORWITH	CITX300120
07/17/07	08/06/07	000866320	37318	77,100	51,620	25,480	33.0%	COPR	HORWITH	CITX300120
07/17/07	08/06/07	000866321	37319	76,880	48,980	27,900	36.3%	COPR	HORWITH	CITX300120
07/17/07	08/06/07	000866322	37320	39,360	49,660	(10,300)	-26.2%	COPR	HORWITH	CITX300120
07/17/07	08/06/07	000866323	37321	37,820	50,240	(12,420)	-32.8%	COPR	HORWITH	NDYX320342
07/17/07	08/06/07	000866324	37322	67,580	49,100	18,480	27.3%	COPR	HORWITH	NDYX320342
07/17/07	08/06/07	000866326	37323	67,620	49,580	18,040	26.7%	COPR	HORWITH	NDYX320342
07/17/07	08/06/07	000866327	37324	18,100	48,860	(30,760)	-169.9%	COPR	HORWITH	NDYX320342
07/17/07	08/06/07	000866328	37325	51,480	48,760	2,720	5.3%	COPR	HORWITH	CITX300124
07/17/07	08/06/07	000866329	37326	67,460	49,940	17,520	26.0%	COPR	HORWITH	CITX300124
07/17/07	08/06/07	000866330	37327	9,580	50,460	(40,880)	-426.7%	COPR	HORWITH	CITX300124
07/17/07	08/06/07	000866331	37328	67,060	49,460	17,600	26.2%	COPR	HORWITH	CITX300124
07/17/07	08/20/07	000866332	37329	27,280	50,640	(23,360)	-85.6%	COPR	HORWITH	JTLX30103
07/17/07	08/20/07	000866333	37330	67,160	51,740	15,420	23.0%	COPR	HORWITH	JTLX30103
07/17/07	08/20/07	000866334	37331	76,440	50,500	25,940	33.9%	COPR	HORWITH	JTLX30103
07/17/07	08/09/07	000866335	37332	38,400	50,480	(12,080)	-31.5%	COPR	HORWITH	JTLX30114
07/17/07	08/09/07	000866336	37333	68,180	50,820	17,360	25.5%	COPR	HORWITH	JTLX30114

Honeywell

HONEYWELL SA-7 USE HAZARDOUS WASTE TRACKING (2006)										
Date Shipped	Date of Return Manifest	State Manifest	Man. Doc #	Facilty Manifest Weight (lbs)	Estimated Weight (lbs)	Manifest - Estimate (lbs)	Manifest - Estimate (%)	Material	Transporter	RAILCAR #
07/17/07	08/09/07	000866337	37334	70,260	50,160	20,100	28.6%	COPR	HORWITH	JTLX30114
07/17/07	08/09/07	000866338	37335	27,980	51,400	(23,420)	-83.7%	COPR	HORWITH	JTLX30114
07/17/07	08/09/07	000866339	37336	40,240	51,040	(10,800)	-26.8%	COPR	HORWITH	JTLX30104
07/17/07	08/09/07	000866340	37337	68,840	50,500	18,340	26.6%	COPR	HORWITH	JTLX30104
07/17/07	08/09/07	000866341	37338	68,840	50,680	18,160	26.4%	COPR	HORWITH	JTLX30104
07/17/07	08/09/07	000866342	37339	23,540	49,240	(25,700)	-109.2%	COPR	HORWITH	JTLX30104
07/17/07	08/09/07	000866343	37340	43,700	50,520	(6,820)	-15.6%	COPR	HORWITH	CEFX33557
07/17/07	08/09/07	000866344	37341	78,080	51,100	26,980	34.6%	COPR	HORWITH	CEFX33557
07/17/07	08/09/07	000866345	37342	39,200	50,860	(11,660)	-29.7%	COPR	HORWITH	CEFX33557
07/17/07	08/09/07	000866346	37343	39,200	49,540	(10,340)	-26.4%	COPR	HORWITH	CEFX33557
07/17/07	08/09/07	000866347	37344	78,080	51,460	26,620	34.1%	COPR	HORWITH	NDYX320445
07/17/07	08/09/07	000866348	37345	67,980	50,520	17,460	25.7%	COPR	HORWITH	NDYX320445
07/17/07	08/09/07	000866349	37346	23,540	49,000	(25,460)	-108.2%	COPR	HORWITH	NDYX320445
07/17/07	08/09/07	000866350	37347	23,540	49,640	(26,100)	-110.9%	COPR	HORWITH	NDYX320445
07/17/07	08/06/07	000866351	37348	58,800	49,520	9,280	15.8%	COPR	HORWITH	JTLX30162
07/17/07	08/06/07	000866352	37349	68,060	49,740	18,320	26.9%	COPR	HORWITH	JTLX30162
07/17/07	08/06/07	000866353	37350	34,320	49,660	(15,340)	-44.7%	COPR	HORWITH	JTLX30162
07/17/07	08/06/07	000866354	37351	34,320	48,880	(14,560)	-42.4%	COPR	HORWITH	JTLX30162
07/17/07	08/09/07	000866355	37352	9,340	48,280	(38,940)	-416.9%	COPR	HORWITH	CHUX242
07/17/07	08/09/07	000866356	37353	77,180	49,660	27,520	35.7%	COPR	HORWITH	CHUX242
07/17/07	08/09/07	000866357	37354	78,200	49,960	28,240	36.1%	COPR	HORWITH	CHUX242
07/17/07	08/09/07	000866358	37355	30,160	50,360	(20,200)	-67.0%	COPR	HORWITH	CHUX242
07/18/07	08/20/07	000866359	37356	75,820	50,720	25,100	33.1%	COPR	HORWITH	JTLX30150
07/18/07	08/20/07	000866360	37357	76,260	48,440	27,820	36.5%	COPR	HORWITH	JTLX30150
07/18/07	08/20/07	000866361	37358	19,620	48,000	(28,380)	-144.6%	COPR	HORWITH	JTLX30150
07/18/07	08/20/07	000866362	37359	19,640	48,000	(28,360)	-144.4%	COPR	HORWITH	JTLX30150
07/18/07	08/20/07	000866363	37360	29,180	48,000	(18,820)	-64.5%	COPR	HORWITH	JTLX30103
07/18/07	08/20/07	000866364	37361	67,260	48,780	18,480	27.5%	COPR	HORWITH	CEFX35843
07/18/07	08/20/07	000866365	37362	76,440	49,760	26,680	34.9%	COPR	HORWITH	CEFX35843
07/18/07	08/20/07	000866366	37363	24,980	49,740	(24,760)	-99.1%	COPR	HORWITH	CEFX35843
07/18/07	08/20/07	000866367	37364	24,960	48,000	(23,040)	-92.3%	COPR	HORWITH	CEFX35843
07/18/07	08/20/07	000866368	37365	17,560	49,660	(32,100)	-182.8%	COPR	HORWITH	CEFX33323
07/18/07	08/20/07	000866369	37366	76,200	50,480	25,720	33.8%	COPR	HORWITH	CEFX33323
07/18/07	08/20/07	000866370	37367	69,040	49,740	19,300	28.0%	COPR	HORWITH	CEFX33323
07/18/07	08/20/07	000866371	37368	33,880	49,700	(15,820)	-46.7%	COPR	HORWITH	CEFX33323
07/18/07	08/20/07	000866372	37369	33,880	49,680	(15,800)	-46.6%	COPR	HORWITH	JTLX254
07/18/07	08/20/07	000866373	37370	68,000	48,380	19,620	28.9%	COPR	HORWITH	JTLX254
07/18/07	08/20/07	000866374	37371	67,140	49,000	18,140	27.0%	COPR	HORWITH	JTLX254
07/18/07	08/20/07	000866375	37372	27,580	48,620	(21,040)	-76.3%	COPR	HORWITH	JTLX254
07/18/07	08/20/07	000866376	37373	38,100	48,300	(10,200)	-26.8%	COPR	HORWITH	MHFX5631
07/18/07	08/20/07	000866377	37374	66,520	49,280	17,240	25.9%	COPR	HORWITH	MHFX5631
07/18/07	08/20/07	000866378	37375	67,440	49,040	18,400	27.3%	COPR	HORWITH	MHFX5631
07/18/07	08/20/07	000866379	37376	20,700	50,140	(29,440)	-142.2%	COPR	HORWITH	MHFX5631
07/18/07	08/20/07	000866380	37377	55,980	49,320	6,660	11.9%	COPR	HORWITH	CEFX33511
07/18/07	08/20/07	000866381	37378	67,600	48,900	18,700	27.7%	COPR	HORWITH	CEFX33511
07/18/07	08/20/07	000866382	37379	34,360	50,180	(15,820)	-46.0%	COPR	HORWITH	CEFX33511
07/18/07	08/20/07	000866383	37380	34,360	48,380	(14,020)	-40.8%	COPR	HORWITH	CEFX33511
07/18/07	08/20/07	000866384	37381	47,620	49,620	(2,000)	-4.2%	COPR	HORWITH	HLMX1149
07/18/07	08/20/07	000866385	37382	67,180	49,560	17,620	26.2%	COPR	HORWITH	HLMX1149
07/18/07	08/20/07	000866386	37383	67,340	49,140	18,200	27.0%	COPR	HORWITH	HLMX1149
07/18/07	08/20/07	000866387	37384	64,280	48,700	15,580	24.2%	COPR	HORWITH	HLMX1149
07/18/07	08/20/07	000866388	37385	12,240	48,180	(35,940)	-293.6%	COPR	HORWITH	HLMX1173
07/18/07	08/20/07	000866389	37386	76,940	49,560	27,380	35.6%	COPR	HORWITH	HLMX1173
07/18/07	08/20/07	000866390	37387	27,020	49,340	(22,320)	-82.6%	COPR	HORWITH	HLMX1173
07/18/07	08/20/07	000866391	37388	27,000	49,400	(22,400)	-83.0%	COPR	HORWITH	HLMX1173
07/18/07	08/20/07	000866392	37389	13,500	50,780	(37,280)	-276.1%	COPR	HORWITH	JTLX30120
07/18/07	08/20/07	000866393	37390	68,120	49,580	18,540	27.2%	COPR	HORWITH	JTLX30120
07/18/07	08/20/07	000866394	37391	67,500	49,180	18,320	27.1%	COPR	HORWITH	JTLX30120
07/18/07	08/20/07	000866395	37392	50,860	51,060	(200)	-0.4%	COPR	HORWITH	JTLX30120
07/18/07	08/22/07	000866396	37393	22,920	51,520	(28,600)	-124.8%	COPR	HORWITH	JTLX30106
07/18/07	08/22/07	000866397	37394	76,000	51,160	24,840	32.7%	COPR	HORWITH	JTLX30106
07/18/07	08/22/07	000866398	37395	67,720	49,580	18,140	26.8%	COPR	HORWITH	JTLX30106
07/18/07	08/22/07	000866399	37396	39,220	51,300	(12,080)	-30.8%	COPR	HORWITH	JTLX30106
07/18/07	08/09/07	000866400	37397	63,520	49,760	13,760	21.7%	COPR	HORWITH	CHUX124
07/18/07	08/09/07	000866401	37398	76,620	50,740	25,880	33.8%	COPR	HORWITH	CHUX124
07/19/07	08/20/07	000866402	37399	17,880	50,060	(32,180)	-180.0%	COPR	HORWITH	CHUX237
07/19/07	08/20/07	000866403	37400	68,840	49,720	19,120	27.8%	COPR	HORWITH	CHUX237
07/19/07	08/20/07	000866404	37401	67,740	50,020	17,720	26.2%	COPR	HORWITH	CHUX237
07/19/07	08/22/07	000866405	37402	13,460	48,820	(35,360)	-262.7%	COPR	HORWITH	CHUX103
07/19/07	08/20/07	000866406	37403	44,680	51,080	(6,400)	-14.3%	COPR	HORWITH	CHUX237
07/19/07	08/20/07	000866407	37404	22,000	49,280	(27,280)	-124.0%	COPR	HORWITH	CITX300102
07/19/07	08/20/07	000866408	37405	67,640	50,320	17,320	25.6%	COPR	HORWITH	CITX300102
07/19/07	08/20/07	000866409	37406	48,360	48,580	(220)	-0.5%	COPR	HORWITH	CITX300102
07/19/07	08/22/07	000866410	37407	76,820	49,160	27,660	36.0%	COPR	HORWITH	CHUX103

Honeywell

HONEYWELL SA-7 USE HAZARDOUS WASTE TRACKING (2006)										
Date Shipped	Date of Return Manifest	State Manifest	Man. Doc #	Facilty Manifest Weight (lbs)	Estimated Weight (lbs)	Manifest - Estimate (lbs)	Manifest - Estimate (%)	Material	Transporter	RAILCAR #
07/19/07	08/20/07	000866411	37408	53,780	48,740	5,040	9.4%	COPR	HORWITH	CITX300102
07/19/07	08/22/07	000866412	37409	47,600	50,200	(2,600)	-5.5%	COPR	HORWITH	CHUX103
07/19/07	08/22/07	000866416	37410	61,080	50,700	10,380	17.0%	COPR	HORWITH	CHUX103
07/19/07	08/20/07	000866417	37411	36,600	50,180	(13,580)	-37.1%	COPR	HORWITH	CHUX333
07/19/07	08/20/07	000866418	37412	68,320	51,220	17,100	25.0%	COPR	HORWITH	CHUX333
07/19/07	08/20/07	000866419	37413	76,740	49,420	27,320	35.6%	COPR	HORWITH	CHUX333
07/19/07	08/20/07	000866420	37414	14,840	48,160	(33,320)	-224.5%	COPR	HORWITH	CHUX333
07/19/07	08/22/07	000866421	37415	23,480	48,960	(25,480)	-108.5%	COPR	HORWITH	NRLX526228
07/19/07	08/22/07	000866422	37416	67,420	49,220	18,200	27.0%	COPR	HORWITH	NRLX526228
07/19/07	08/22/07	000866423	37417	75,480	48,540	26,940	35.7%	COPR	HORWITH	NRLX526228
07/19/07	08/22/07	000866424	37418	28,440	51,340	(22,900)	-80.5%	COPR	HORWITH	NRLX526228
07/19/07	08/22/07	000866425	37419	52,620	48,460	4,160	7.9%	COPR	HORWITH	CHUX279
07/19/07	08/22/07	000866426	37420	68,420	49,060	19,360	28.3%	COPR	HORWITH	CHUX279
07/19/07	08/22/07	000866427	37421	67,120	49,400	17,720	26.4%	COPR	HORWITH	CHUX279
07/19/07	08/22/07	000866428	37422	6,780	49,900	(43,120)	-636.0%	COPR	HORWITH	CHUX279
07/19/07	08/22/07	000866429	37423	61,040	49,360	11,680	19.1%	COPR	HORWITH	JTLX30113
07/19/07	08/22/07	000866430	37424	33,780	49,840	(16,060)	-47.5%	COPR	HORWITH	JTLX30113
07/19/07	08/22/07	000866431	37425	67,680	48,680	19,000	28.1%	COPR	HORWITH	JTLX30113
07/19/07	08/22/07	000866432	37426	33,780	48,300	(14,520)	-43.0%	COPR	HORWITH	JTLX30113
07/19/07	08/20/07	000866433	37427	76,800	50,540	26,260	34.2%	COPR	HORWITH	CHUX114
07/19/07	08/20/07	000866434	37428	67,620	48,000	19,620	29.0%	COPR	HORWITH	CHUX114
07/19/07	08/20/07	000866435	37429	23,060	49,340	(26,280)	-114.0%	COPR	HORWITH	CHUX114
07/19/07	08/20/07	000866436	37430	23,080	49,540	(26,460)	-114.6%	COPR	HORWITH	CHUX114
07/19/07	08/20/07	000866437	37431	30,760	50,120	(19,360)	-62.9%	COPR	HORWITH	CHUX320
07/19/07	08/20/07	000866438	37432	68,260	48,600	19,660	28.8%	COPR	HORWITH	CHUX320
07/19/07	08/20/07	000866439	37433	67,560	49,820	17,740	26.3%	COPR	HORWITH	CHUX320
07/19/07	08/20/07	000866440	37434	29,600	49,780	(20,180)	-68.2%	COPR	HORWITH	CHUX320
07/19/07	08/20/07	000866441	37435	18,560	50,200	(31,640)	-170.5%	COPR	HORWITH	CHUX186
07/19/07	08/20/07	000866442	37436	67,300	51,160	16,140	24.0%	COPR	HORWITH	CHUX186
07/19/07	08/20/07	000866443	37437	66,320	50,520	15,800	23.8%	COPR	HORWITH	CHUX186
07/19/07	08/20/07	000866444	37438	47,000	51,260	(4,260)	-9.1%	COPR	HORWITH	CHUX186
07/19/07	08/09/07	000866445	37439	49,740	50,820	(1,080)	-2.2%	COPR	HORWITH	JTLX236
07/19/07	08/09/07	000866446	37440	67,380	50,220	17,160	25.5%	COPR	HORWITH	JTLX236
07/19/07	08/09/07	000866447	37441	75,580	48,320	27,260	36.1%	COPR	HORWITH	JTLX236
07/19/07	08/09/07	000866448	37442	4,060	49,500	(45,440)	-1119.2%	COPR	HORWITH	JTLX236
07/19/07	08/09/07	000866449	37443	29,680	50,540	(20,860)	-70.3%	COPR	HORWITH	CHUX124
07/19/07	08/09/07	000866450	37444	29,660	51,260	(21,600)	-72.8%	COPR	HORWITH	CHUX124
07/19/07	08/20/07	000866451	37445	39,240	51,320	(12,080)	-30.8%	COPR	HORWITH	CITX300119
07/19/07	08/20/07	000866452	37446	67,440	51,520	15,920	23.6%	COPR	HORWITH	CITX300119
07/19/07	08/20/07	000866453	37447	67,840	50,080	17,760	26.2%	COPR	HORWITH	CITX300119
07/19/07	08/20/07	000866454	37448	39,260	49,660	(10,400)	-26.5%	COPR	HORWITH	CITX300116
07/19/07	08/20/07	000866455	37449	28,420	50,340	(21,920)	-77.1%	COPR	HORWITH	CITX300119
07/19/07	08/22/07	000866456	37450	48,440	49,260	(820)	-1.7%	COPR	HORWITH	NDYX316176
07/19/07	08/22/07	000866457	37451	67,480	49,540	17,940	26.6%	COPR	HORWITH	NDYX316176
07/19/07	08/20/07	000866458	37452	55,340	50,620	4,720	8.5%	COPR	HORWITH	CITX300116
07/19/07	08/20/07	000866459	37453	67,740	48,320	19,420	28.7%	COPR	HORWITH	CITX300116
07/19/07	08/20/07	000866460	37454	30,580	50,020	(19,440)	-63.6%	COPR	HORWITH	CITX300116
07/19/07	08/22/07	000866461	37455	67,580	48,340	19,240	28.5%	COPR	HORWITH	NDYX316176
07/19/07	08/20/07	000866462	37456	45,880	49,660	(3,780)	-8.2%	COPR	HORWITH	CHUX197
07/19/07	08/20/07	000866463	37457	68,660	48,460	20,200	29.4%	COPR	HORWITH	CHUX197
07/19/07	08/20/07	000866464	37458	67,480	49,620	17,860	26.5%	COPR	HORWITH	CHUX197
07/19/07	08/22/07	000866465	37459	7,660	48,340	(40,680)	-531.1%	COPR	HORWITH	NDYX316176
07/19/07	08/20/07	000866466	37460	7,640	49,460	(41,820)	-547.4%	COPR	HORWITH	MHFX5654
07/19/07	08/20/07	000866467	37461	10,840	49,560	(38,720)	-357.2%	COPR	HORWITH	CHUX197
07/19/07	08/20/07	000866468	37462	68,640	49,360	19,280	28.1%	COPR	HORWITH	MHFX5654
07/19/07	08/20/07	000866469	37463	67,760	51,520	16,240	24.0%	COPR	HORWITH	MHFX5654
07/19/07	08/20/07	000866470	37464	50,160	48,000	2,160	4.3%	COPR	HORWITH	MHFX5654
07/20/07	08/09/07	000866471	37465	20,800	49,980	(29,180)	-140.3%	COPR	HORWITH	JTLX166
07/20/07	08/09/07	000866472	37466	77,280	50,880	26,400	34.2%	COPR	HORWITH	JTLX166
07/20/07	08/09/07	000866473	37467	76,900	49,800	27,100	35.2%	COPR	HORWITH	JTLX166
07/20/07	08/09/07	000866474	37468	21,020	49,440	(28,420)	-135.2%	COPR	HORWITH	JTLX166
07/20/07	08/22/07	000866475	37469	67,480	49,600	17,880	26.5%	COPR	HORWITH	CEFX33396
07/20/07	08/22/07	000866476	37470	32,140	48,340	(16,200)	-50.4%	COPR	HORWITH	CEFX33396
07/20/07	08/22/07	000866477	37471	67,400	50,200	17,200	25.5%	COPR	HORWITH	CEFX33396
07/20/07	08/22/07	000866478	37472	32,140	51,280	(19,140)	-59.6%	COPR	HORWITH	CEFX33396
07/20/07	08/22/07	000866479	37473	12,240	51,420	(39,180)	-320.1%	COPR	HORWITH	CITX300109
07/20/07	08/22/07	000866480	37474	76,420	51,940	24,480	32.0%	COPR	HORWITH	CITX300109
07/20/07	08/22/07	000866481	37475	68,120	49,700	18,420	27.0%	COPR	HORWITH	CITX300109
07/20/07	08/22/07	000866482	37476	42,580	49,960	(7,380)	-17.3%	COPR	HORWITH	CITX300109
07/20/07	08/22/07	000866483	37477	55,320	49,300	6,020	10.9%	COPR	HORWITH	MHFX5692
07/20/07	08/22/07	000866484	37478	67,680	49,920	17,760	26.2%	COPR	HORWITH	MHFX5692
07/20/07	08/22/07	000866485	37479	34,600	48,880	(14,280)	-41.3%	COPR	HORWITH	MHFX5692
07/20/07	08/22/07	000866486	37480	34,600	49,160	(14,560)	-42.1%	COPR	HORWITH	MHFX5692
07/20/07	08/09/07	000866487	37481	46,780	49,980	(3,200)	-6.8%	COPR	HORWITH	JTLX156

HONEYWELL SA-7 USE HAZARDOUS WASTE TRACKING (2006)										
Date Shipped	Date of Return Manifest	State Manifest	Man. Doc #	Facilty Manifest Weight (lbs)	Estimated Weight (lbs)	Manifest - Estimate (lbs)	Manifest - Estimate (%)	Material	Transporter	RAILCAR #
07/20/07	08/09/07	000866488	37482	67,280	50,840	16,440	24.4%	COPR	HORWITH	JTLX156
07/20/07	08/09/07	000866489	37483	68,900	51,020	17,880	26.0%	COPR	HORWITH	JTLX156
07/20/07	08/09/07	000866490	37484	15,320	50,660	(35,340)	-230.7%	COPR	HORWITH	JTLX156
07/20/07	08/09/07	000866491	37485	51,260	49,000	2,260	4.4%	COPR	HORWITH	JTLX240
07/20/07	08/09/07	000866492	37486	67,080	48,920	18,160	27.1%	COPR	HORWITH	JTLX240
07/20/07	08/09/07	000866493	37487	34,140	49,640	(15,500)	-45.4%	COPR	HORWITH	JTLX240
07/20/07	08/09/07	000866494	37488	34,120	48,560	(14,440)	-42.3%	COPR	HORWITH	JTLX240
07/20/07	08/09/07	000866495	37489	67,500	48,780	18,720	27.7%	COPR	HORWITH	CHUX206
07/20/07	08/09/07	000866496	37490	77,000	50,360	26,640	34.6%	COPR	HORWITH	CHUX206
07/20/07	08/09/07	000866497	37491	27,600	48,000	(20,400)	-73.9%	COPR	HORWITH	CHUX206
07/20/07	08/09/07	000866498	37492	26,840	49,240	(22,400)	-83.5%	COPR	HORWITH	CHUX206
07/20/07	08/09/07	000866499	37493	22,240	50,320	(28,080)	-126.3%	COPR	HORWITH	CEFX35802
07/20/07	08/09/07	000866500	37494	77,300	48,720	28,580	37.0%	COPR	HORWITH	CEFX35802
07/20/07	08/09/07	000866501	37495	67,720	49,520	18,200	26.9%	COPR	HORWITH	CEFX35802
07/20/07	08/09/07	000866502	37496	28,980	50,840	(21,860)	-75.4%	COPR	HORWITH	CEFX35802
07/20/07	08/09/07	000866503	37497	16,840	51,000	(34,160)	-202.9%	COPR	HORWITH	CITX300033
07/20/07	08/09/07	000866504	37498	77,240	50,400	26,840	34.7%	COPR	HORWITH	CITX300033
07/20/07	08/09/07	000866505	37499	77,380	50,060	27,320	35.3%	COPR	HORWITH	CITX300033
07/20/07	08/09/07	000866506	37500	29,740	49,160	(19,420)	-65.3%	COPR	HORWITH	CITX300033
07/20/07	08/22/07	000866507	37501	27,380	50,540	(23,160)	-84.6%	COPR	HORWITH	JTLX30122
07/20/07	08/09/07	000866508	37502	38,440	49,980	(11,540)	-30.0%	COPR	HORWITH	CHUX262
07/20/07	08/09/07	000866509	37503	69,000	49,260	19,740	28.6%	COPR	HORWITH	CHUX262
07/20/07	08/09/07	000866510	37504	66,180	49,620	16,560	25.0%	COPR	HORWITH	CHUX262
07/20/07	08/09/07	000866511	37505	27,480	51,560	(24,080)	-87.6%	COPR	HORWITH	CHUX262
07/20/07	08/09/07	000866512	37506	39,540	51,220	(11,680)	-29.5%	COPR	HORWITH	JTLX234
07/20/07	08/09/07	000866513	37507	68,260	51,840	16,420	24.1%	COPR	HORWITH	JTLX234
07/20/07	08/09/07	000866514	37508	67,140	51,240	15,900	23.7%	COPR	HORWITH	JTLX234
07/20/07	08/09/07	000866515	37509	23,320	50,880	(27,560)	-118.2%	COPR	HORWITH	JTLX234
07/20/07	08/09/07	000866516	37510	54,400	50,340	4,060	7.5%	COPR	HORWITH	NDYX322014
07/20/07	08/09/07	000866517	37511	77,160	51,080	26,080	33.8%	COPR	HORWITH	NDYX322014
07/20/07	08/09/07	000866518	37512	32,720	51,320	(18,600)	-56.8%	COPR	HORWITH	NDYX322014
07/20/07	08/09/07	000866519	37513	32,720	48,680	(15,960)	-48.8%	COPR	HORWITH	NDYX322014
07/20/07	08/09/07	000866520	37514	69,220	50,120	19,100	27.6%	COPR	HORWITH	JTLX275
07/20/07	08/09/07	000866521	37515	33,220	49,280	(16,060)	-48.3%	COPR	HORWITH	JTLX275
07/20/07	08/09/07	000866522	37516	67,560	50,560	17,000	25.2%	COPR	HORWITH	JTLX275
07/20/07	08/09/07	000866523	37517	10,820	50,300	(39,480)	-364.9%	COPR	HORWITH	JTLX30127
07/20/07	08/09/07	000866524	37518	33,200	51,200	(18,000)	-54.2%	COPR	HORWITH	JTLX275
07/20/07	08/09/07	000866525	37519	66,700	49,600	17,100	25.6%	COPR	HORWITH	JTLX30127
07/20/07	08/09/07	000866526	37520	68,100	50,900	17,200	25.3%	COPR	HORWITH	JTLX30127
07/20/07	08/09/07	000866527	37521	50,460	49,680	780	1.5%	COPR	HORWITH	JTLX30127
07/20/07	08/09/07	000866528	37522	37,860	48,820	(10,960)	-28.9%	COPR	HORWITH	CEFX35852
07/20/07	08/09/07	000866529	37523	67,360	50,880	16,480	24.5%	COPR	HORWITH	CEFX35852
07/20/07	08/09/07	000866530	37524	69,520	48,100	21,420	30.8%	COPR	HORWITH	CEFX35852
07/20/07	08/09/07	000866531	37525	12,180	46,500	(34,320)	-281.8%	COPR	HORWITH	CEFX35852
07/20/07	08/09/07	000866532	37526	55,440	49,420	6,020	10.9%	COPR	HORWITH	CHUX245
07/20/07	08/09/07	000866533	37527	77,220	48,160	29,060	37.6%	COPR	HORWITH	CHUX245
07/20/07	08/09/07	000866534	37528	30,180	49,540	(19,360)	-64.1%	COPR	HORWITH	CHUX245
07/20/07	08/09/07	000866535	37529	30,180	48,520	(18,340)	-60.8%	COPR	HORWITH	CHUX245
07/20/07	08/09/07	000866536	37530	8,240	51,100	(42,860)	-520.1%	COPR	HORWITH	JTLX30135
07/20/07	08/09/07	000866537	37531	66,460	50,140	16,320	24.6%	COPR	HORWITH	JTLX30135
07/20/07	08/09/07	000866538	37532	67,120	49,920	17,200	25.6%	COPR	HORWITH	JTLX30135
07/20/07	08/09/07	000866539	37533	56,180	49,760	6,420	11.4%	COPR	HORWITH	JTLX30135
07/23/07	08/22/07	000866540	37534	67,600	50,100	17,500	25.9%	COPR	HORWITH	JTLX30122
07/23/07	08/22/07	000866541	37535	76,580	50,100	26,480	34.6%	COPR	HORWITH	JTLX30122
07/23/07	08/22/07	000866542	37536	29,900	49,700	(19,800)	-66.2%	COPR	HORWITH	JTLX30122
07/23/07	08/22/07	000866543	37537	66,660	47,000	19,660	29.5%	COPR	HORWITH	CHUX254
07/23/07	08/22/07	000866544	37538	67,620	51,860	15,760	23.3%	COPR	HORWITH	CHUX254
07/23/07	08/22/07	000866545	37539	32,140	48,300	(16,160)	-50.3%	COPR	HORWITH	CHUX254
07/23/07	08/22/07	000866546	37540	31,380	50,220	(18,840)	-60.0%	COPR	HORWITH	CHUX254
07/23/07	08/22/07	000866547	37541	38,060	51,340	(13,280)	-34.9%	COPR	HORWITH	HLMX1102
07/23/07	08/22/07	000866548	37542	76,440	47,000	29,440	38.5%	COPR	HORWITH	HLMX1102
07/23/07	08/22/07	000866549	37543	67,780	49,920	17,860	26.3%	COPR	HORWITH	HLMX1102
07/23/07	08/22/07	000866550	37544	6,760	48,760	(42,000)	-621.3%	COPR	HORWITH	HLMX1102
07/23/07	08/22/07	000866551	37545	13,000	49,280	(36,280)	-279.1%	COPR	HORWITH	CHUX102
07/23/07	08/22/07	000866552	37546	67,260	49,740	17,520	26.0%	COPR	HORWITH	CHUX102
07/23/07	08/22/07	000866553	37547	76,900	48,680	28,220	36.7%	COPR	HORWITH	CHUX102
07/23/07	08/22/07	000866554	37548	31,480	48,200	(16,720)	-53.1%	COPR	HORWITH	CHUX102
07/23/07	08/23/07	000866555	37549	10,740	48,120	(37,380)	-348.0%	COPR	HORWITH	CHUX170
07/23/07	08/23/07	000866556	37550	76,720	48,000	28,720	37.4%	COPR	HORWITH	CHUX170
07/23/07	08/23/07	000866557	37551	68,380	51,880	16,500	24.1%	COPR	HORWITH	CHUX170
07/23/07	08/22/07	000866558	37552	68,360	49,820	18,540	27.1%	COPR	HORWITH	NRLX555665
07/23/07	08/23/07	000866559	37553	31,220	50,000	(18,780)	-60.2%	COPR	HORWITH	CHUX170
07/23/07	08/22/07	000866560	37554	36,640	50,680	(14,040)	-38.3%	COPR	HORWITH	NRLX555665
07/23/07	08/22/07	000866561	37555	25,040	49,180	(24,140)	-96.4%	COPR	HORWITH	NRLX555665

Honeywell

HONEYWELL SA-7 USE HAZARDOUS WASTE TRACKING (2006)										
Date Shipped	Date of Return Manifest	State Manifest	Man. Doc #	Facilty Manifest Weight (lbs)	Estimated Weight (lbs)	Manifest - Estimate (lbs)	Manifest - Estimate (%)	Material	Transporter	RAILCAR #
07/23/07	08/22/07	000866562	37556	67,280	51,340	15,940	23.7%	COPR	HORWITH	NRLX555665
07/23/07	08/22/07	000866563	37557	36,960	48,560	(11,600)	-31.4%	COPR	HORWITH	CITX300160
07/23/07	08/22/07	000866564	37558	68,440	50,860	17,580	25.7%	COPR	HORWITH	CITX300160
07/23/07	08/22/07	000866565	37559	67,920	49,540	18,380	27.1%	COPR	HORWITH	CITX300160
07/23/07	08/22/07	000866566	37560	38,600	51,960	(13,360)	-34.6%	COPR	HORWITH	JTLX30112
07/23/07	08/22/07	000866567	37561	29,120	50,940	(21,820)	-74.9%	COPR	HORWITH	CITX300160
07/23/07	08/22/07	000866568	37562	67,000	50,380	16,620	24.8%	COPR	HORWITH	JTLX30112
07/23/07	08/22/07	000866569	37563	67,520	49,440	18,080	26.8%	COPR	HORWITH	JTLX30112
07/23/07	08/22/07	000866570	37564	21,520	50,180	(28,660)	-133.2%	COPR	HORWITH	JTLX30112
07/23/07	08/22/07	000866571	37565	42,640	48,720	(6,080)	-14.3%	COPR	HORWITH	MHFX5743
07/23/07	08/22/07	000866572	37566	7,680	47,000	(39,320)	-512.0%	COPR	HORWITH	CHUX315
07/23/07	08/22/07	000866573	37567	68,540	49,080	19,460	28.4%	COPR	HORWITH	CHUX315
07/23/07	08/22/07	000866577	37568	67,800	48,100	19,700	29.1%	COPR	HORWITH	CHUX315
07/23/07	08/22/07	000866579	37569	46,620	50,600	(3,980)	-8.5%	COPR	HORWITH	CHUX315
07/23/07	08/22/07	000866582	37570	50,060	51,220	(1,160)	-2.3%	COPR	HORWITH	CHUX295
07/23/07	08/22/07	000866583	37571	67,300	50,060	17,240	25.6%	COPR	HORWITH	CHUX295
07/23/07	08/22/07	000866584	37572	66,560	51,040	15,520	23.3%	COPR	HORWITH	CHUX295
07/23/07	08/22/07	000866587	37573	15,380	49,780	(34,400)	-223.7%	COPR	HORWITH	CHUX295
07/23/07	08/22/07	000866588	37574	20,940	50,980	(30,040)	-143.5%	COPR	HORWITH	CITX300146
07/23/07	08/22/07	000866589	37575	67,600	49,620	17,980	26.6%	COPR	HORWITH	CITX300146
07/23/07	08/22/07	000866590	37576	67,580	49,740	17,840	26.4%	COPR	HORWITH	CITX300146
07/23/07	08/22/07	000866591	37577	37,700	48,060	(10,360)	-27.5%	COPR	HORWITH	CITX300146
07/23/07	08/22/07	000866592	37578	60,780	51,180	9,600	15.8%	COPR	HORWITH	CITX300026
07/23/07	08/22/07	000866593	37579	66,740	49,640	17,100	25.6%	COPR	HORWITH	CITX300026
07/23/07	08/22/07	000866594	37580	33,720	51,340	(17,620)	-52.3%	COPR	HORWITH	CITX300026
07/23/07	08/22/07	000866595	37581	33,740	50,600	(16,860)	-50.0%	COPR	HORWITH	CITX300026
07/23/07	08/22/07	000866596	37582	56,900	49,500	7,400	13.0%	COPR	HORWITH	CHUX272
07/23/07	08/22/07	000866597	37583	67,740	51,440	16,300	24.1%	COPR	HORWITH	CHUX272
07/23/07	08/22/07	000866598	37584	67,520	50,520	17,000	25.2%	COPR	HORWITH	CHUX272
07/23/07	08/22/07	000866599	37585	8,100	49,660	(41,560)	-513.1%	COPR	HORWITH	CHUX272
07/23/07	08/22/07	000866600	37586	59,360	49,740	9,620	16.2%	COPR	HORWITH	CHUX180
07/23/07	08/22/07	000866601	37587	76,960	50,160	26,800	34.8%	COPR	HORWITH	CHUX180
07/23/07	08/22/07	000866602	37588	33,800	49,620	(15,820)	-46.8%	COPR	HORWITH	CHUX180
07/23/07	08/22/07	000866603	37589	33,820	50,800	(16,980)	-50.2%	COPR	HORWITH	CHUX180
07/23/07	08/22/07	000866604	37590	76,460	50,460	26,000	34.0%	COPR	HORWITH	NRLX526199
07/23/07	08/22/07	000866605	37591	23,560	52,320	(28,760)	-122.1%	COPR	HORWITH	NRLX526199
07/23/07	08/22/07	000866606	37592	68,340	48,980	19,360	28.3%	COPR	HORWITH	NRLX526199
07/23/07	08/22/07	000866607	37593	23,580	49,900	(26,320)	-111.6%	COPR	HORWITH	NRLX526199
07/23/07	08/22/07	000866608	37594	20,200	48,640	(28,440)	-140.8%	COPR	HORWITH	HLMX1293
07/23/07	08/22/07	000866609	37595	66,640	50,600	16,040	24.1%	COPR	HORWITH	HLMX1293
07/23/07	08/22/07	000866610	37596	67,380	49,200	18,180	27.0%	COPR	HORWITH	HLMX1293
07/23/07	08/22/07	000866611	37597	39,420	50,100	(10,680)	-27.1%	COPR	HORWITH	HLMX1293
07/24/07	08/22/07	000866612	37598	6,780	51,880	(45,100)	-665.2%	COPR	HORWITH	JTLX30163
07/24/07	08/22/07	000866613	37599	76,860	50,060	26,800	34.9%	COPR	HORWITH	JTLX30163
07/24/07	08/20/07	000866614	37600	68,580	50,500	18,080	26.4%	COPR	HORWITH	CEFX33382
07/24/07	08/22/07	000866615	37601	43,620	52,000	(8,380)	-19.2%	COPR	HORWITH	JTLX30163
07/24/07	08/22/07	000866616	37602	76,180	50,900	25,280	33.2%	COPR	HORWITH	JTLX30163
07/24/07	08/20/07	000866617	37603	50,660	51,940	(1,280)	-2.5%	COPR	HORWITH	CEFX33382
07/24/07	08/20/07	000866618	37604	76,520	49,480	27,040	35.3%	COPR	HORWITH	CEFX33382
07/24/07	08/20/07	000866619	37605	4,720	51,300	(46,580)	-986.9%	COPR	HORWITH	CEFX33382
07/24/07	08/22/07	000866620	37606	62,820	50,620	12,200	19.4%	COPR	HORWITH	TILX3189
07/24/07	08/22/07	000866621	37607	67,340	50,360	16,980	25.2%	COPR	HORWITH	TILX3189
07/24/07	08/22/07	000866622	37608	34,060	52,140	(18,080)	-53.1%	COPR	HORWITH	TILX3189
07/24/07	08/20/07	000866623	37609	32,820	48,520	(15,700)	-47.8%	CP COPR	HORWITH	CHUX134
07/24/07	08/22/07	000866624	37610	34,060	51,000	(16,940)	-49.7%	COPR	HORWITH	TILX3189
07/24/07	08/22/07	000866625	37611	67,460	48,000	19,460	28.8%	CP COPR	HORWITH	CHUX138
07/24/07	08/22/07	000866626	37612	68,180	49,040	19,140	28.1%	COPR	HORWITH	CHUX138
07/24/07	08/22/07	000866627	37613	32,260	49,880	(17,620)	-54.6%	CP COPR	HORWITH	CHUX138
07/24/07	08/22/07	000866628	37614	32,240	49,240	(17,000)	-52.7%	COPR	HORWITH	CHUX138
07/24/07	08/20/07	000866629	37615	12,280	49,200	(36,920)	-300.7%	COPR	HORWITH	CITX300162
07/24/07	08/20/07	000866630	37616	68,700	49,940	18,760	27.3%	COPR	HORWITH	CITX300162
07/24/07	08/20/07	000866631	37617	76,560	50,620	25,940	33.9%	COPR	HORWITH	CITX300162
07/24/07	08/20/07	000866632	37618	35,560	48,000	(12,440)	-35.0%	COPR	HORWITH	CITX300162
07/24/07	08/20/07	000866633	37619	67,260	48,380	18,880	28.1%	COPR	HORWITH	CHUX134
07/24/07	08/20/07	000866634	37620	67,640	49,240	18,400	27.2%	COPR	HORWITH	CHUX134
07/24/07	08/20/07	000866635	37621	29,420	52,200	(22,780)	-77.4%	CP COPR	HORWITH	CHUX134
07/24/07	08/22/07	000866636	37622	38,960	51,820	(12,860)	-33.0%	COPR	HORWITH	CHUX155
07/24/07	08/22/07	000866637	37623	67,420	48,000	19,420	28.8%	COPR	HORWITH	CHUX155
07/24/07	08/22/07	000866638	37624	68,180	48,880	19,300	28.3%	COPR	HORWITH	CHUX155
07/24/07	08/22/07	000866639	37625	21,520	50,600	(29,080)	-135.1%	CP COPR	HORWITH	CHUX155
07/24/07	08/22/07	000866640	37626	76,540	49,360	27,180	35.5%	CP COPR	HORWITH	CHUX266
07/24/07	08/22/07	000866641	37627	67,520	48,420	19,100	28.3%	CP COPR	HORWITH	CHUX266
07/24/07	08/22/07	000866642	37628	27,100	49,960	(22,860)	-84.4%	CP COPR	HORWITH	CHUX266
07/24/07	08/22/07	000866643	37629	27,080	50,340	(23,260)	-85.9%	CP COPR	HORWITH	CHUX266

Honeywell

HONEYWELL SA-7 USE HAZARDOUS WASTE TRACKING (2006)										
Date Shipped	Date of Return Manifest	State Manifest	Man. Doc #	Facilty Manifest Weight (lbs)	Estimated Weight (lbs)	Manifest - Estimate (lbs)	Manifest - Estimate (%)	Material	Transporter	RAILCAR #
07/24/07	08/22/07	000866644	37630	40,540	50,560	(10,020)	-24.7%	CP COPR	HORWITH	HLMX1165
07/24/07	08/20/07	000866645	37631	13,540	48,440	(34,900)	-257.8%	CP COPR	HORWITH	NDYX316192
07/24/07	08/20/07	000866646	37632	36,580	49,540	(12,960)	-35.4%	COPR	HORWITH	NDYX316060
07/24/07	08/20/07	000866647	37633	67,140	49,660	17,480	26.0%	CP COPR	HORWITH	NDYX316060
07/24/07	08/22/07	000866648	37634	76,720	49,920	26,800	34.9%	COPR	HORWITH	HLMX1165
07/24/07	08/22/07	000866649	37635	67,680	51,560	16,120	23.8%	COPR	HORWITH	HLMX1165
07/24/07	08/20/07	000866650	37636	76,460	48,740	27,720	36.3%	CP COPR	HORWITH	NDYX316192
07/24/07	08/22/07	000866651	37637	16,900	51,180	(34,280)	-202.8%	COPR	HORWITH	HLMX1165
07/24/07	08/20/07	000866652	37638	76,520	51,500	25,020	32.7%	CP COPR	HORWITH	NDYX320427
07/24/07	08/20/07	000866653	37639	68,960	50,320	18,640	27.0%	COPR	HORWITH	NDYX320427
07/24/07	08/20/07	000866654	37640	68,680	48,760	19,920	29.0%	COPR	HORWITH	NDYX316192
07/24/07	08/20/07	000866655	37641	27,700	50,420	(22,720)	-82.0%	COPR	HORWITH	NDYX320427
07/24/07	08/20/07	000866656	37642	27,720	50,280	(22,560)	-81.4%	COPR	HORWITH	NDYX320427
07/24/07	08/22/07	000866657	37643	12,160	50,380	(38,220)	-314.3%	COPR	HORWITH	JTLX30134
07/24/07	08/22/07	000866658	37644	67,300	51,160	16,140	24.0%	COPR	HORWITH	JTLX30134
07/24/07	08/22/07	000866659	37645	76,600	50,600	26,000	33.9%	COPR	HORWITH	JTLX30134
07/24/07	08/22/07	000866660	37646	39,400	51,900	(12,500)	-31.7%	COPR	HORWITH	JTLX30134
07/24/07	08/20/07	000866661	37647	31,160	49,180	(18,020)	-57.8%	CP COPR	HORWITH	NDYX316192
07/24/07	08/20/07	000866662	37648	27,040	47,100	(20,060)	-74.2%	COPR	HORWITH	NDYX316060
07/24/07	08/20/07	000866663	37649	68,140	49,920	18,220	26.7%	CP COPR	HORWITH	NDYX316060
07/24/07	08/22/07	000866664	37650	67,560	50,300	17,260	25.5%	COPR	HORWITH	CHUX144
07/24/07	08/22/07	000866665	37651	37,860	50,620	(12,760)	-33.7%	CP COPR	HORWITH	CHUX144
07/24/07	08/22/07	000866666	37652	25,800	50,340	(24,540)	-95.1%	CP COPR	HORWITH	CHUX144
07/24/07	08/22/07	000866667	37653	75,780	49,620	26,160	34.5%	COPR	HORWITH	CHUX144
07/24/07	08/22/07	000866668	37654	67,200	50,400	16,800	25.0%	COPR	HORWITH	MHFX5743
07/24/07	08/22/07	000866669	37655	21,700	50,740	(29,040)	-133.8%	CP COPR	HORWITH	MHFX5743
07/24/07	08/22/07	000866670	37656	67,580	49,120	18,460	27.3%	COPR	HORWITH	MHFX5743
07/24/07	08/23/07	000866671	37657	76,380	50,880	25,500	33.4%	CP COPR	HORWITH	MHFX5642
07/24/07	08/23/07	000866672	37658	28,680	49,920	(21,240)	-74.1%	COPR	HORWITH	MHFX5642
07/24/07	08/23/07	000866673	37659	67,720	51,580	16,140	23.8%	CP COPR	HORWITH	MHFX5642
07/24/07	08/23/07	000866674	37660	28,680	50,440	(21,760)	-75.9%	COPR	HORWITH	MHFX5642
07/24/07	08/22/07	000866675	37661	61,480	51,300	10,180	16.6%	COPR	HORWITH	CHUX287
07/25/07	08/22/07	000866676	37662	67,740	50,320	17,420	25.7%	COPR	HORWITH	NDYX316055
07/25/07	08/22/07	000866677	37663	76,640	48,400	28,240	36.8%	COPR	HORWITH	NDYX316055
07/25/07	08/22/07	000866678	37664	37,300	50,580	(13,280)	-35.6%	COPR	HORWITH	JTLX30137
07/25/07	08/22/07	000866679	37665	26,740	48,960	(22,220)	-83.1%	CP COPR	HORWITH	NDYX316055
07/25/07	08/22/07	000866680	37666	68,880	50,660	18,220	26.5%	COPR	HORWITH	JTLX30137
07/25/07	08/22/07	000866681	37667	26,740	50,480	(23,740)	-88.8%	CP COPR	HORWITH	NDYX316055
07/25/07	08/22/07	000866682	37668	67,160	51,800	15,360	22.9%	COPR	HORWITH	JTLX30137
07/25/07	08/22/07	000866683	37669	14,220	48,000	(33,780)	-237.6%	COPR	HORWITH	NDYX316063
07/25/07	08/22/07	000866684	37670	29,060	51,420	(22,360)	-76.9%	CP COPR	HORWITH	JTLX30137
07/25/07	08/22/07	000866685	37671	68,560	50,040	18,520	27.0%	COPR	HORWITH	NDYX316063
07/25/07	08/22/07	000866686	37672	30,500	49,380	(18,880)	-61.9%	COPR	HORWITH	NDYX316063
07/25/07	08/22/07	000866687	37673	76,320	50,560	25,760	33.8%	CP COPR	HORWITH	NDYX316063
07/25/07	08/22/07	000866688	37674	38,500	50,980	(12,480)	-32.4%	COPR	HORWITH	CITX300156
07/25/07	08/22/07	000866689	37675	67,180	51,640	15,540	23.1%	COPR	HORWITH	CITX300156
07/25/07	08/22/07	000866690	37676	67,700	51,440	16,260	24.0%	CP COPR	HORWITH	CITX300156
07/25/07	08/22/07	000866691	37677	31,240	50,200	(18,960)	-60.7%	COPR	HORWITH	CITX300156
07/25/07	08/22/07	000866692	37678	22,380	51,500	(29,120)	-130.1%	CP COPR	HORWITH	JTLX188
07/25/07	08/22/07	000866693	37679	67,480	50,120	17,360	25.7%	CP COPR	HORWITH	JTLX188
07/25/07	08/22/07	000866694	37680	77,940	50,480	27,460	35.2%	CP COPR	HORWITH	JTLX188
07/25/07	08/22/07	000866695	37681	38,800	50,660	(11,860)	-30.6%	CP COPR	HORWITH	JTLX188
07/25/07	08/22/07	000866696	37682	76,380	50,660	25,720	33.7%	CP COPR	HORWITH	CHUX287
07/25/07	08/22/07	000866697	37683	67,000	48,760	18,240	27.2%	COPR	HORWITH	NDYX316130
07/25/07	08/22/07	000866698	37684	77,560	49,840	27,720	35.7%	COPR	HORWITH	NDYX316130
07/25/07	08/22/07	000866699	37685	33,780	51,020	(17,240)	-51.0%	CP COPR	HORWITH	CHUX287
07/25/07	08/22/07	000866700	37686	68,980	50,500	18,480	26.8%	COPR	HORWITH	JTLX30102
07/25/07	08/22/07	000866701	37687	33,780	50,120	(16,340)	-48.4%	COPR	HORWITH	CHUX287
07/25/07	08/22/07	000866702	37688	66,740	50,320	16,420	24.6%	COPR	HORWITH	JTLX30102
07/25/07	08/22/07	000866703	37689	22,720	48,520	(25,800)	-113.6%	COPR	HORWITH	NDYX316130
07/25/07	08/22/07	000866704	37690	22,720	48,820	(26,100)	-114.9%	COPR	HORWITH	NDYX316130
07/25/07	08/23/07	000866705	37691	42,620	49,860	(7,240)	-17.0%	COPR	HORWITH	NDYX316052
07/25/07	08/23/07	000866706	37692	66,920	49,000	17,920	26.8%	COPR	HORWITH	NDYX316052
07/25/07	08/23/07	000866707	37693	58,280	50,280	8,000	13.7%	COPR	HORWITH	NDYX316052
07/25/07	08/23/07	000866708	37694	29,820	49,580	(19,760)	-66.3%	COPR	HORWITH	NDYX316052
07/25/07	08/22/07	000866709	37695	33,660	51,720	(18,060)	-53.7%	CP COPR	HORWITH	JTLX30102
07/25/07	08/22/07	000866710	37696	33,660	52,240	(18,580)	-55.2%	CP COPR	HORWITH	JTLX30102
07/25/07	08/22/07	000866711	37697	13,720	49,420	(35,700)	-260.2%	COPR	HORWITH	NDYX316103
07/25/07	08/22/07	000866712	37698	68,620	51,020	17,600	25.6%	CP COPR	HORWITH	CITX300113
07/25/07	08/22/07	000866713	37699	67,420	52,220	15,200	22.5%	COPR	HORWITH	CITX300113
07/25/07	08/22/07	000866714	37700	36,780	50,800	(14,020)	-38.1%	COPR	HORWITH	CITX300113
07/25/07	08/22/07	000866715	37701	30,380	50,320	(19,940)	-65.6%	COPR	HORWITH	CITX300113
07/25/07	08/22/07	000866716	37702	67,420	52,400	15,020	22.3%	COPR	HORWITH	CITX300110
07/25/07	08/22/07	000866717	37703	37,100	50,300	(13,200)	-35.6%	COPR	HORWITH	CITX300110
07/25/07	08/22/07	000866718	37704	76,460	50,080	26,380	34.5%	COPR	HORWITH	NDYX316103

Honeywell

HONEYWELL SA-7 USE HAZARDOUS WASTE TRACKING (2006)										
Date Shipped	Date of Return Manifest	State Manifest	Man. Doc #	Facilty Manifest Weight (lbs)	Estimated Weight (lbs)	Manifest - Estimate (lbs)	Manifest - Estimate (%)	Material	Transporter	RAILCAR #
07/25/07	08/22/07	000866719	37705	68,360	48,720	19,640	28.7%	COPR	HORWITH	NDYX316103
07/25/07	08/22/07	000866720	37706	31,340	49,620	(18,280)	-58.3%	COPR	HORWITH	NDYX316103
07/25/07	08/22/07	000866721	37707	67,420	49,780	17,640	26.2%	COPR	HORWITH	NDYX316075
07/25/07	08/22/07	000866722	37708	31,260	49,260	(18,000)	-57.6%	COPR	HORWITH	NDYX316075
07/25/07	08/22/07	000866723	37709	67,440	49,420	18,020	26.7%	COPR	HORWITH	NDYX316075
07/25/07	08/22/07	000866724	37710	46,100	50,180	(4,080)	-8.9%	CP COPR	HORWITH	CITX300110
07/25/07	08/22/07	000866725	37711	53,620	51,280	2,340	4.4%	CP COPR	HORWITH	CITX300110
07/25/07	08/22/07	000866726	37712	31,240	49,700	(18,460)	-59.1%	COPR	HORWITH	NDYX316075
07/25/07	08/22/07	000866727	37713	67,680	51,280	16,400	24.2%	CP COPR	HORWITH	CHUX268
07/25/07	08/22/07	000866728	37714	68,720	51,680	17,040	24.8%	COPR	HORWITH	CHUX268
07/25/07	08/22/07	000859630	37715	32,960	49,040	(16,080)	-48.8%	CP COPR	HORWITH	CHUX268
07/25/07	08/22/07	000859631	37716	32,940	49,720	(16,780)	-50.9%	COPR	HORWITH	CHUX268
07/25/07	08/22/07	000859632	37717	54,100	48,000	6,100	11.3%	CP COPR	HORWITH	NDYX316083
07/25/07	08/22/07	000866732	37718	68,940	50,620	18,320	26.6%	CP COPR	HORWITH	DJLX98531
07/25/07	08/22/07	000859633	37719	64,800	48,000	16,800	25.9%	COPR	HORWITH	NDYX316083
07/25/07	08/22/07	000859634	37720	33,640	48,420	(14,780)	-43.9%	COPR	HORWITH	NDYX316083
07/25/07	08/22/07	000859635	37721	67,700	50,220	17,480	25.8%	CP COPR	HORWITH	DJLX98531
07/25/07	08/22/07	000859636	37722	33,640	49,580	(15,940)	-47.4%	COPR	HORWITH	NDYX316083
07/25/07	08/22/07	000859642	37723	66,940	49,300	17,640	26.4%	COPR	HORWITH	NDYX316019
07/25/07	08/22/07	000866730	37724	67,620	48,560	19,060	28.2%	CP COPR	HORWITH	NDYX316019
07/25/07	08/22/07	000859643	37725	26,740	48,620	(21,880)	-81.8%	COPR	HORWITH	NDYX316019
07/25/07	08/22/07	000859644	37726	34,440	49,740	(15,300)	-44.4%	CP COPR	HORWITH	DJLX98531
07/25/07	08/22/07	000866731	37727	26,740	48,460	(21,720)	-81.2%	COPR	HORWITH	NDYX316019
07/26/07	08/22/07	000866735	37728	18,980	50,600	(31,620)	-166.6%	COPR	HORWITH	NDYX316064
07/26/07	08/22/07	000866736	37729	10,860	51,460	(40,600)	-373.8%	COPR	HORWITH	CHUX250
07/26/07	08/22/07	000866737	37730	68,980	50,480	18,500	26.8%	CP COPR	HORWITH	NDYX316064
07/26/07	08/22/07	000866738	37731	68,140	51,060	17,080	25.1%	COPR	HORWITH	CHUX250
07/26/07	08/22/07	000866739	37732	76,680	51,200	25,480	33.2%	CP COPR	HORWITH	CHUX250
07/26/07	08/22/07	000866740	37733	48,820	50,760	(1,940)	-4.0%	COPR	HORWITH	CHUX250
07/26/07	08/22/07	000866741	37734	57,400	50,840	6,560	11.4%	COPR	HORWITH	CITX3000112
07/26/07	08/22/07	000866742	37735	67,840	48,640	19,200	28.3%	CP COPR	HORWITH	NDYX316064
07/26/07	08/22/07	000866743	37736	78,840	50,900	27,940	35.4%	COPR	HORWITH	CITX3000112
07/26/07	08/22/07	000866744	37737	39,180	49,900	(10,720)	-27.4%	CP COPR	HORWITH	NDYX316064
07/26/07	08/22/07	000866745	37738	34,500	51,080	(16,580)	-48.1%	COPR	HORWITH	CITX3000112
07/26/07	08/22/07	000866746	37739	34,480	51,260	(16,780)	-48.7%	COPR	HORWITH	CITX3000112
07/26/07	08/22/07	000866747	37740	38,820	50,820	(12,000)	-30.9%	CP COPR	HORWITH	NDYX316047
07/26/07	08/23/07	000866748	37741	45,540	51,500	(5,960)	-13.1%	CP COPR	HORWITH	CITX300015
07/26/07	08/22/07	000866749	37742	78,560	48,960	29,600	37.7%	COPR	HORWITH	NDYX316047
07/26/07	08/22/07	000866750	37743	67,820	49,840	17,980	26.5%	CP COPR	HORWITH	NDYX316047
07/26/07	08/22/07	000866751	37744	23,000	49,040	(26,040)	-113.2%	CP COPR	HORWITH	NDYX316140
07/26/07	08/22/07	000866752	37745	10,140	48,060	(37,920)	-374.0%	CP COPR	HORWITH	NDYX316047
07/26/07	08/23/07	000866753	37746	76,920	51,780	25,140	32.7%	COPR	HORWITH	CITX300015
07/26/07	08/22/07	000866754	37747	76,880	50,600	26,280	34.2%	COPR	HORWITH	NDYX316140
07/26/07	08/22/07	000866755	37748	29,820	48,100	(18,280)	-61.3%	CP COPR	HORWITH	NDYX316140
07/26/07	08/22/07	000866756	37749	68,600	49,600	19,000	27.7%	COPR	HORWITH	NDYX316140
07/26/07	08/23/07	000866757	37750	67,980	49,900	18,080	26.6%	COPR	HORWITH	CITX300015
07/26/07	08/23/07	000866758	37751	47,700	49,320	(1,620)	-3.4%	COPR	HORWITH	NDYX316168
07/26/07	08/23/07	000866759	37752	76,860	49,300	27,560	35.9%	CP COPR	HORWITH	NDYX316168
07/26/07	08/23/07	000866760	37753	13,800	50,180	(36,380)	-263.6%	COPR	HORWITH	CITX300015
07/26/07	08/22/07	000866761	37754	34,440	49,840	(15,400)	-44.7%	COPR	HORWITH	DJLX98531
07/26/07	08/23/07	000866762	37755	34,760	48,040	(13,280)	-38.2%	CP COPR	HORWITH	NDYX316168
07/26/07	08/22/07	000866763	37756	77,420	50,840	26,580	34.3%	COPR	HORWITH	CITX300021
07/26/07	08/22/07	000866764	37757	68,020	50,340	17,680	26.0%	CP COPR	HORWITH	CITX300021
07/26/07	08/23/07	000866765	37758	34,740	49,780	(15,040)	-43.3%	CP COPR	HORWITH	NDYX316168
07/26/07	08/22/07	000866766	37759	28,500	51,320	(22,820)	-80.1%	CP COPR	HORWITH	CITX300021
07/26/07	08/22/07	000866767	37760	28,480	50,100	(21,620)	-75.9%	CP COPR	HORWITH	CITX300021
07/26/07	08/22/07	000866768	37761	43,760	52,240	(8,480)	-19.4%	COPR	HORWITH	JTLX30166
07/26/07	08/22/07	000866769	37762	67,200	51,460	15,740	23.4%	CP COPR	HORWITH	JTLX30166
07/26/07	08/22/07	000866770	37763	37,660	49,460	(11,800)	-31.3%	COPR	HORWITH	NDYX316036
07/26/07	08/22/07	000866771	37764	67,480	52,280	15,200	22.5%	COPR	HORWITH	JTLX30166
07/26/07	08/22/07	000866772	37765	67,740	49,380	18,360	27.1%	COPR	HORWITH	NDYX316036
07/26/07	08/22/07	000866773	37766	77,540	50,020	27,520	35.5%	COPR	HORWITH	NDYX316036
07/26/07	08/22/07	000866774	37767	25,020	51,360	(26,340)	-105.3%	COPR	HORWITH	JTLX30166
07/26/07	08/22/07	000866775	37768	37,920	51,540	(13,620)	-35.9%	COPR	HORWITH	JTLX4058
07/26/07	08/22/07	000866776	37769	67,200	51,240	15,960	23.8%	COPR	HORWITH	JTLX4058
07/26/07	08/22/07	000866777	37770	68,480	50,520	17,960	26.2%	COPR	HORWITH	JTLX4058
07/26/07	08/22/07	000866778	37771	9,140	49,900	(40,760)	-446.0%	COPR	HORWITH	NDYX316036
07/26/07	08/22/07	000866779	37772	24,600	51,600	(27,000)	-109.8%	COPR	HORWITH	JTLX4058
07/26/07	08/23/07	000866780	37773	76,820	51,160	25,660	33.4%	COPR	HORWITH	CEFX35241
07/26/07	08/23/07	000866781	37774	30,920	49,700	(18,780)	-60.7%	CP COPR	HORWITH	NDYX316048
07/26/07	08/22/07	000866782	37775	46,880	49,760	(2,880)	-6.1%	CP COPR	HORWITH	NDYX316197
07/26/07	08/22/07	000866783	37776	67,840	49,420	18,420	27.2%	COPR	HORWITH	NDYX316197
07/26/07	08/23/07	000866784	37777	76,700	50,120	26,580	34.7%	CP COPR	HORWITH	CEFX35241
07/26/07	08/23/07	000866785	37778	69,160	49,720	19,440	28.1%	COPR	HORWITH	NDYX316048

Honeywell

HONEYWELL SA-7 USE HAZARDOUS WASTE TRACKING (2006)										
Date Shipped	Date of Return Manifest	State Manifest	Man. Doc #	Facilty Manifest Weight (lbs)	Estimated Weight (lbs)	Manifest - Estimate (lbs)	Manifest - Estimate (%)	Material	Transporter	RAILCAR #
07/26/07	08/23/07	000866786	37779	24,700	50,900	(26,200)	-106.1%	CP COPR	HORWITH	CEFX35241
07/26/07	08/22/07	000866787	37780	38,640	48,620	(9,980)	-25.8%	COPR	HORWITH	NDYX316197
07/26/07	08/22/07	000866788	37781	38,660	49,460	(10,800)	-27.9%	COPR	HORWITH	NDYX316197
07/26/07	08/23/07	000866789	37782	66,360	49,980	16,380	24.7%	CP COPR	HORWITH	NDYX316048
07/26/07	08/22/07	000866790	37783	78,400	49,020	29,380	37.5%	COPR	HORWITH	NDYX316053
07/26/07	08/22/07	000866791	37784	77,280	48,800	28,480	36.9%	CP COPR	HORWITH	NDYX316053
07/26/07	08/22/07	000866792	37785	19,740	50,000	(30,260)	-153.3%	COPR	HORWITH	NDYX316053
07/26/07	08/23/07	000866793	37786	29,220	48,300	(19,080)	-65.3%	CP COPR	HORWITH	NDYX316048
07/26/07	08/23/07	000866794	37787	24,680	50,220	(25,540)	-103.5%	COPR	HORWITH	CEFX35241
07/26/07	08/23/07	000866795	37788	27,780	50,400	(22,620)	-81.4%	COPR	HORWITH	CHUX263
07/26/07	08/23/07	000866796	37789	67,600	52,040	15,560	23.0%	COPR	HORWITH	CHUX263
07/26/07	08/23/07	000866797	37790	67,660	50,240	17,420	25.7%	CP COPR	HORWITH	CHUX263
07/26/07	08/23/07	000866798	37791	37,820	51,780	(13,960)	-36.9%	COPR	HORWITH	CHUX263
07/27/07	08/22/07	000866799	37792	26,320	49,680	(23,360)	-88.8%	COPR	HORWITH	NDYX316053
07/27/07	08/22/07	000866800	37793	19,720	48,180	(28,460)	-144.3%	COPR	HORWITH	NDYX316053
07/27/07	08/22/07	000866801	37794	76,700	48,620	28,080	36.6%	COPR	HORWITH	NDYX316053
07/27/07	08/22/07	000866802	37795	57,060	49,160	7,900	13.8%	COPR	HORWITH	NDYX316053
07/27/07	08/23/07	000866803	37796	67,480	50,480	17,000	25.2%	CP COPR	HORWITH	JTLX31070
07/27/07	08/23/07	000866804	37797	67,700	51,280	16,420	24.3%	COPR	HORWITH	JTLX31070
07/27/07	08/22/07	000866805	37798	66,980	49,920	17,060	25.5%	CP COPR	HORWITH	NDYX316053
07/27/07	08/23/07	000866806	37799	77,120	49,560	27,560	35.7%	COPR	HORWITH	NDYX316092
07/27/07	08/22/07	000866807	37800	23,440	49,080	(25,640)	-109.4%	CP COPR	HORWITH	NDYX316053
07/27/07	08/23/07	000866808	37801	8,140	50,400	(42,260)	-519.2%	CP COPR	HORWITH	JTLX31070
07/27/07	08/23/07	000866809	37802	67,660	49,660	18,000	26.6%	COPR	HORWITH	NDYX316092
07/27/07	08/23/07	000866810	37803	45,500	51,060	(5,560)	-12.2%	COPR	HORWITH	CHUX322
07/27/07	08/23/07	000866811	37804	76,540	50,080	26,460	34.6%	COPR	HORWITH	CHUX322
07/27/07	08/23/07	000866812	37805	67,660	50,580	17,080	25.2%	CP COPR	HORWITH	CHUX322
07/27/07	08/23/07	000866813	37806	12,200	51,000	(38,800)	-318.0%	COPR	HORWITH	CHUX322
07/27/07	08/23/07	000866814	37807	19,200	48,480	(29,280)	-152.5%	CP COPR	HORWITH	NDYX316237
07/27/07	08/23/07	000866815	37808	55,560	50,160	5,400	9.7%	COPR	HORWITH	CHUX212
07/27/07	08/23/07	000866816	37809	77,220	48,000	29,220	37.8%	CP COPR	HORWITH	NDYX316237
07/27/07	08/23/07	000866817	37810	27,000	49,640	(22,640)	-83.9%	CP COPR	HORWITH	NDYX316092
07/27/07	08/23/07	000866818	37811	26,340	49,240	(22,900)	-86.9%	CP COPR	HORWITH	NDYX316092
07/27/07	08/23/07	000866819	37812	76,920	49,800	27,120	35.3%	CP COPR	HORWITH	NDYX316237
07/27/07	08/23/07	000866820	37813	20,040	48,140	(28,100)	-140.2%	CP COPR	HORWITH	NDYX316237
07/27/07	08/23/07	000866821	37814	76,720	50,940	25,780	33.6%	COPR	HORWITH	CHUX212
07/27/07	08/23/07	000866822	37815	33,760	50,140	(16,380)	-48.5%	COPR	HORWITH	CHUX212
07/27/07	08/23/07	000866823	37816	33,740	50,120	(16,380)	-48.5%	CP COPR	HORWITH	CHUX212
07/27/07	08/23/07	000866824	37817	14,180	50,340	(36,160)	-255.0%	COPR	HORWITH	JTLX30139
07/27/07	08/23/07	000866825	37818	69,460	49,500	19,960	28.7%	CP COPR	HORWITH	JTLX30139
07/27/07	08/23/07	000866826	37819	68,700	50,100	18,600	27.1%	COPR	HORWITH	JTLX30139
07/27/07	08/23/07	000866827	37820	47,040	50,420	(3,380)	-7.2%	COPR	HORWITH	JTLX30139
07/27/07	08/23/07	000866828	37821	59,680	51,260	8,420	14.1%	CP COPR	HORWITH	CHUX288
07/27/07	08/23/07	000866829	37822	77,000	50,540	26,460	34.4%	COPR	HORWITH	CHUX288
07/27/07	08/23/07	000866830	37823	34,040	50,780	(16,740)	-49.2%	CP COPR	HORWITH	CHUX288
07/27/07	08/23/07	000866831	37824	34,040	51,440	(17,400)	-51.1%	CP COPR	HORWITH	CHUX288
07/27/07	08/23/07	000866832	37825	48,020	50,920	(2,900)	-6.0%	COPR	HORWITH	JTLX30121
07/27/07	08/23/07	000866833	37826	77,180	52,180	25,000	32.4%	CP COPR	HORWITH	JTLX30121
07/27/07	08/23/07	000866834	37827	38,340	50,080	(11,740)	-30.6%	COPR	HORWITH	JTLX30121
07/27/07	08/23/07	000866835	37828	38,340	52,000	(13,660)	-35.6%	COPR	HORWITH	JTLX30121
07/27/07	08/23/07	000866836	37829	68,760	49,660	19,100	27.8%	CP COPR	HORWITH	NDYX316098
07/27/07	08/23/07	000866837	37830	45,960	50,560	(4,600)	-10.0%	COPR	HORWITH	CHUX238
07/27/07	08/23/07	000866838	37831	37,960	49,400	(11,440)	-30.1%	CP COPR	HORWITH	NDYX316098
07/27/07	08/23/07	000866839	37832	67,900	50,920	16,980	25.0%	COPR	HORWITH	CHUX238
07/27/07	08/23/07	000866840	37833	18,680	48,620	(29,940)	-160.3%	COPR	HORWITH	NDYX316098
07/27/07	08/23/07	000866841	37834	69,220	50,340	18,880	27.3%	COPR	HORWITH	NDYX316098
07/27/07	08/23/07	000866842	37835	34,660	49,600	(14,940)	-43.1%	COPR	HORWITH	NDYX316128
07/27/07	08/23/07	000866843	37836	26,460	52,340	(25,880)	-97.8%	COPR	HORWITH	CHUX243
07/27/07	08/23/07	000866844	37837	69,360	51,700	17,660	25.5%	COPR	HORWITH	CHUX238
07/27/07	08/23/07	000866845	37838	77,700	50,020	27,680	35.6%	COPR	HORWITH	CHUX243
07/27/07	08/23/07	000866846	37839	68,320	51,000	17,320	25.4%	COPR	HORWITH	CHUX243
07/27/07	08/23/07	000866847	37840	17,200	52,000	(34,800)	-202.3%	COPR	HORWITH	CHUX238
07/27/07	08/23/07	000866848	37841	76,520	49,640	26,880	35.1%	COPR	HORWITH	NDYX316128
07/27/07	08/23/07	000866849	37842	33,300	50,260	(16,960)	-50.9%	COPR	HORWITH	CHUX243
07/27/07	08/23/07	000866850	37843	77,580	51,360	26,220	33.8%	CP COPR	HORWITH	DJLX98504
07/27/07	08/23/07	000866851	37844	27,920	50,700	(22,780)	-81.6%	CP COPR	HORWITH	DJLX98504
07/27/07	08/23/07	000866852	37845	67,700	51,000	16,700	24.7%	COPR	HORWITH	DJLX98504
07/27/07	08/23/07	000866853	37846	27,940	49,620	(21,680)	-77.6%	COPR	HORWITH	DJLX98504
07/27/07	08/23/07	000866854	37847	77,620	50,620	27,000	34.8%	CP COPR	HORWITH	JTLX94
07/27/07	08/23/07	000866855	37848	12,260	50,460	(38,200)	-311.6%	COPR	HORWITH	JTLX94
07/27/07	08/23/07	000866856	37849	68,720	49,380	19,340	28.1%	COPR	HORWITH	NDYX316128
07/27/07	08/23/07	000866857	37850	68,900	50,420	18,480	26.8%	COPR	HORWITH	JTLX94
07/27/07	08/22/07	000866858	37851	37,620	52,040	(14,420)	-38.3%	COPR	HORWITH	CITX300121
07/27/07	08/23/07	000866859	37852	41,380	50,640	(9,260)	-22.4%	COPR	HORWITH	JTLX94
07/27/07	08/22/07	000866860	37853	67,640	51,720	15,920	23.5%	COPR	HORWITH	CITX300121

HONEYWELL SA-7 USE HAZARDOUS WASTE TRACKING (2006)										
Date Shipped	Date of Return Manifest	State Manifest	Man. Doc #	Facilty Manifest Weight (lbs)	Estimated Weight (lbs)	Manifest - Estimate (lbs)	Manifest - Estimate (%)	Material	Transporter	RAILCAR #
07/27/07	08/22/07	000866861	37854	76,400	51,640	24,760	32.4%	COPR	HORWITH	CITX300121
07/27/07	08/22/07	000866862	37855	22,620	50,140	(27,520)	-121.7%	COPR	HORWITH	CITX300121
07/30/07	08/23/07	000866863	37856	20,820	50,080	(29,260)	-140.5%	COPR	HORWITH	CHUX130
07/30/07	08/23/07	000866864	37857	68,140	51,680	16,460	24.2%	COPR	HORWITH	CHUX130
07/30/07	08/23/07	000866865	37858	47,800	48,220	(420)	-0.9%	COPR	HORWITH	NDYX316241
07/30/07	08/23/07	000866866	37859	67,800	49,380	18,420	27.2%	COPR	HORWITH	NDYX316241
07/30/07	08/23/07	000866867	37860	67,360	51,040	16,320	24.2%	COPR	HORWITH	CHUX130
07/30/07	08/23/07	000866868	37861	47,140	51,080	(3,940)	-8.4%	COPR	HORWITH	CHUX130
07/30/07	08/23/07	000866869	37862	67,360	49,120	18,240	27.1%	CP COPR	HORWITH	NDYX316241
07/30/07	08/23/07	000866870	37863	58,180	49,840	8,340	14.3%	COPR	HORWITH	JTLX310130
07/30/07	08/23/07	000866871	37864	11,080	49,720	(38,640)	-348.7%	CP COPR	HORWITH	NDYX316241
07/30/07	08/23/07	000866872	37865	66,740	49,460	17,280	25.9%	COPR	HORWITH	JTLX310130
07/30/07	08/23/07	000866873	37866	22,180	50,220	(28,040)	-126.4%	COPR	HORWITH	JTLX310130
07/30/07	08/23/07	000866874	37867	12,320	47,640	(35,320)	-286.7%	CP COPR	HORWITH	NDYX316128
07/30/07	08/23/07	000866875	37868	47,820	48,280	(460)	-1.0%	CP COPR	HORWITH	JTLX30130
07/30/07	08/23/07	000866876	37869	20,660	50,320	(29,660)	-143.6%	CP COPR	HORWITH	CHUX311
07/30/07	08/23/07	000866877	37870	67,320	48,820	18,500	27.5%	COPR	HORWITH	CHUX311
07/30/07	08/23/07	000866878	37871	76,920	49,180	27,740	36.1%	COPR	HORWITH	CHUX311
07/30/07	08/23/07	000866879	37872	32,360	48,300	(15,940)	-49.3%	COPR	HORWITH	CHUX311
07/30/07	08/23/07	000866880	37873	56,080	49,820	6,260	11.2%	CP COPR	HORWITH	NDYX320461
07/30/07	08/23/07	000866881	37874	31,120	48,700	(17,580)	-56.5%	COPR	HORWITH	NDYX320461
07/30/07	08/23/07	000866882	37875	76,640	49,860	26,780	34.9%	CP COPR	HORWITH	NDYX320461
07/30/07	08/23/07	000866883	37876	29,460	50,000	(20,540)	-69.7%	COPR	HORWITH	NDYX320461
07/30/07	08/23/07	000866884	37877	68,380	48,640	19,740	28.9%	CP COPR	HORWITH	CEFX33529
07/30/07	08/23/07	000866885	37878	76,560	48,000	28,560	37.3%	COPR	HORWITH	CEFX33529
07/30/07	08/23/07	000866886	37879	24,100	50,040	(25,940)	-107.6%	CP COPR	HORWITH	CEFX33529
07/30/07	08/23/07	000866887	37880	39,060	50,420	(11,360)	-29.1%	COPR	HORWITH	MHFX5653
07/30/07	08/23/07	000866888	37881	24,120	50,080	(25,960)	-107.6%	COPR	HORWITH	CEFX33529
07/30/07	08/23/07	000866889	37882	67,400	49,780	17,620	26.1%	CP COPR	HORWITH	MHFX5653
07/30/07	08/23/07	000866890	37883	68,000	48,440	19,560	28.8%	COPR	HORWITH	MHFX5653
07/30/07	08/23/07	000866891	37884	26,240	50,740	(24,500)	-93.4%	COPR	HORWITH	MHFX5653
07/30/07	08/23/07	000866892	37885	12,600	48,880	(36,280)	-287.9%	COPR	HORWITH	CHUX226
07/30/07	08/23/07	000866893	37886	76,640	49,560	27,080	35.3%	COPR	HORWITH	CHUX226
07/30/07	08/23/07	000866894	37887	77,100	49,660	27,440	35.6%	COPR	HORWITH	CHUX226
07/30/07	08/23/07	000866895	37888	29,300	48,600	(19,300)	-65.9%	COPR	HORWITH	CHUX226
07/30/07	08/23/07	000866896	37889	67,400	49,120	18,280	27.1%	CP COPR	HORWITH	CEFX35849
07/30/07	08/23/07	000866897	37890	69,360	49,960	19,400	28.0%	CP COPR	HORWITH	CEFX35849
07/30/07	08/23/07	000866898	37891	26,840	49,440	(22,600)	-84.2%	COPR	HORWITH	CEFX35849
07/30/07	08/23/07	000866899	37892	26,820	49,440	(22,620)	-84.3%	COPR	HORWITH	CEFX35849
07/30/07	08/23/07	000866900	37893	77,640	52,260	25,380	32.7%	CP COPR	HORWITH	CHUX296
07/30/07	08/23/07	000866901	37894	64,280	50,320	13,960	21.7%	COPR	HORWITH	CHUX296
07/30/07	08/23/07	000866902	37895	33,860	51,020	(17,160)	-50.7%	CP COPR	HORWITH	CHUX296
07/30/07	08/23/07	000866903	37896	25,500	48,100	(22,600)	-88.6%	COPR	HORWITH	NDYX316178
07/30/07	08/23/07	000866904	37897	33,880	50,400	(16,520)	-48.8%	CP COPR	HORWITH	CHUX296
07/30/07	08/23/07	000866905	37898	76,960	49,780	27,180	35.3%	COPR	HORWITH	NDYX316178
07/30/07	08/23/07	000866906	37899	50,920	50,840	80	0.2%	CP COPR	HORWITH	CITX300107
07/30/07	08/23/07	000866907	37900	76,520	49,160	27,360	35.8%	COPR	HORWITH	NDYX316178
07/30/07	08/23/07	000866908	37901	67,900	50,080	17,820	26.2%	CP COPR	HORWITH	CITX300107
07/30/07	08/23/07	000866909	37902	18,360	49,520	(31,160)	-169.7%	COPR	HORWITH	NDYX316178
07/30/07	08/23/07	000866910	37903	38,380	50,120	(11,740)	-30.6%	COPR	HORWITH	CITX300107
07/30/07	08/23/07	000866911	37904	38,380	50,720	(12,340)	-32.2%	CP COPR	HORWITH	CITX300107
07/30/07	08/23/07	000866912	37905	58,120	49,460	8,660	14.9%	COPR	HORWITH	NDYX316184
07/30/07	08/23/07	000866913	37906	69,060	50,920	18,140	26.3%	CP COPR	HORWITH	JTLX261
07/30/07	08/23/07	000866914	37907	69,200	50,000	19,200	27.7%	COPR	HORWITH	JTLX261
07/30/07	08/23/07	000866915	37908	33,580	50,280	(16,700)	-49.7%	COPR	HORWITH	JTLX261
07/30/07	08/23/07	000866916	37909	77,180	49,140	28,040	36.3%	COPR	HORWITH	NDYX316184
07/30/07	08/23/07	000866917	37910	33,580	51,300	(17,720)	-52.8%	CP COPR	HORWITH	JTLX261
07/30/07	08/23/07	000866918	37911	68,240	50,880	17,360	25.4%	COPR	HORWITH	JTLX30156
07/30/07	08/23/07	000866919	37912	28,140	49,180	(21,040)	-74.8%	COPR	HORWITH	NDYX316184
07/30/07	08/23/07	000866920	37913	68,440	50,080	18,360	26.8%	COPR	HORWITH	JTLX30156
07/30/07	08/23/07	000866921	37914	32,040	51,300	(19,260)	-60.1%	COPR	HORWITH	JTLX30156
07/30/07	08/23/07	000866922	37915	28,160	48,780	(20,620)	-73.2%	COPR	HORWITH	NDYX316184
07/30/07	08/23/07	000866923	37916	32,040	50,840	(18,800)	-58.7%	COPR	HORWITH	JTLX30156
07/30/07	08/23/07	000866924	37917	13,120	51,060	(37,940)	-289.2%	COPR	HORWITH	CEFX35244
07/30/07	08/23/07	000866925	37918	68,300	52,020	16,280	23.8%	COPR	HORWITH	CEFX35244
07/30/07	08/23/07	000866926	37919	76,640	52,180	24,460	31.9%	COPR	HORWITH	CEFX35244
07/30/07	08/23/07	000866927	37920	43,420	49,900	(6,480)	-14.9%	COPR	HORWITH	CEFX35244
07/30/07	08/23/07	000866928	37921	68,060	51,800	16,260	23.9%	COPR	HORWITH	DJLX98515
07/31/07	08/23/07	000866929	37922	37,520	50,400	(12,880)	-34.3%	COPR	HORWITH	CHUX128
07/31/07	08/30/07	000866930	37923	49,340	49,320	20	0.0%	COPR	HORWITH	NDYX316022
07/31/07	08/30/07	000866931	37924	67,960	49,020	18,940	27.9%	COPR	HORWITH	NDYX316022
07/31/07	08/30/07	000866932	37925	38,940	49,540	(10,600)	-27.2%	COPR	HORWITH	NDYX316022
07/31/07	08/23/07	000866933	37926	68,260	52,020	16,240	23.8%	COPR	HORWITH	CHUX128
07/31/07	08/23/07	000866934	37927	78,200	51,820	26,380	33.7%	CP COPR	HORWITH	CHUX128
01/02/00	08/30/07	000866935	37928	38,920	48,000	(9,080)	-23.3%	COPR	HORWITH	NDYX316022

Honeywell

HONEYWELL SA-7 USE HAZARDOUS WASTE TRACKING (2006)										
Date Shipped	Date of Return Manifest	State Manifest	Man. Doc #	Facilty Manifest Weight (lbs)	Estimated Weight (lbs)	Manifest - Estimate (lbs)	Manifest - Estimate (%)	Material	Transporter	RAILCAR #
07/31/07	08/23/07	000866936	37929	22,440	50,880	(28,440)	-126.7%	COPR	HORWITH	CHUX128
07/31/07	08/23/07	000866937	37930	77,440	51,640	25,800	33.3%	CP COPR	HORWITH	CITX300027
07/31/07	08/23/07	000866938	37931	65,180	52,120	13,060	20.0%	CP COPR	HORWITH	CITX300027
07/31/07	08/23/07	000866939	37932	33,800	51,020	(17,220)	-50.9%	COPR	HORWITH	CITX300027
07/31/07	08/23/07	000866940	37933	10,120	49,180	(39,060)	-386.0%	CP COPR	HORWITH	NDYX316166
07/31/07	08/23/07	000866941	37934	33,800	50,120	(16,320)	-48.3%	COPR	HORWITH	CITX300027
07/31/07	08/23/07	000866942	37935	46,520	50,300	(3,780)	-8.1%	CP COPR	HORWITH	CITX300013
07/31/07	08/23/07	000866943	37936	67,960	49,880	18,080	26.6%	COPR	HORWITH	NDYX316166
07/31/07	08/23/07	000866944	37937	77,280	49,700	27,580	35.7%	CP COPR	HORWITH	NDYX316166
07/31/07	08/23/07	000866945	37938	67,040	50,400	16,640	24.8%	COPR	HORWITH	CITX300013
07/31/07	08/23/07	000866946	37939	77,120	50,940	26,180	33.9%	CP COPR	HORWITH	CITX300013
07/31/07	08/23/07	000866947	37940	12,400	51,560	(39,160)	-315.8%	COPR	HORWITH	CITX300013
07/31/07	08/23/07	000866948	37941	69,200	51,300	17,900	25.9%	CP COPR	HORWITH	CHUX264
07/31/07	08/23/07	000866949	37942	49,620	51,320	(1,700)	-3.4%	CP COPR	HORWITH	CHUX264
07/31/07	08/23/07	000866950	37943	66,400	51,840	14,560	21.9%	CP COPR	HORWITH	CHUX264
07/31/07	08/23/07	000866951	37944	21,900	50,960	(29,060)	-132.7%	CP COPR	HORWITH	CHUX264
07/31/07	08/23/07	000866952	37945	44,680	50,300	(5,620)	-12.6%	CP COPR	HORWITH	CHUX327
07/31/07	08/23/07	000866953	37946	39,040	48,040	(9,000)	-23.1%	COPR	HORWITH	NDYX316166
07/31/07	08/23/07	000866954	37947	76,380	50,560	25,820	33.8%	CP COPR	HORWITH	CHUX327
07/31/07	08/23/07	000866955	37948	15,340	49,920	(34,580)	-225.4%	COPR	HORWITH	NDYX316248
07/31/07	08/23/07	000866956	37949	67,960	48,600	19,360	28.5%	COPR	HORWITH	NDYX316248
07/31/07	08/23/07	000866957	37950	67,600	51,920	15,680	23.2%	CP COPR	HORWITH	CHUX327
07/31/07	08/23/07	000866958	37951	17,440	51,520	(34,080)	-195.4%	COPR	HORWITH	CHUX327
07/31/07	08/23/07	000866959	37952	78,240	50,040	28,200	36.0%	COPR	HORWITH	JTLX105
07/31/07	08/23/07	000866960	37953	10,820	51,860	(41,040)	-379.3%	CP COPR	HORWITH	JTLX105
07/31/07	08/23/07	000866961	37954	76,940	50,240	26,700	34.7%	COPR	HORWITH	JTLX105
07/31/07	08/23/07	000866962	37955	40,640	51,320	(10,680)	-26.3%	CP COPR	HORWITH	JTLX105
07/31/07	08/23/07	000866963	37956	69,400	51,700	17,700	25.5%	CP COPR	HORWITH	NDYX316248
07/31/07	08/23/07	000866964	37957	68,500	48,020	20,480	29.9%	CP COPR	HORWITH	NDYX320452
07/31/07	08/23/07	000866965	37958	39,200	48,660	(9,460)	-24.1%	COPR	HORWITH	NDYX316248
07/31/07	08/23/07	000866966	37959	66,620	50,040	16,580	24.9%	COPR	HORWITH	NDYX320452
07/31/07	08/23/07	000866967	37960	33,460	50,080	(16,620)	-49.7%	CP COPR	HORWITH	NDYX320452
07/31/07	08/23/07	000866968	37961	33,480	49,980	(16,500)	-49.3%	COPR	HORWITH	NDYX320452
07/31/07	08/23/07	000866969	37962	67,220	49,460	17,760	26.4%	COPR	HORWITH	NDYX316054
07/31/07	08/23/07	000866970	37963	62,880	50,800	12,080	19.2%	CP COPR	HORWITH	NDYX320320
07/31/07	08/23/07	000866971	37964	68,980	49,360	19,620	28.4%	COPR	HORWITH	NDYX316054
07/31/07	08/23/07	000866972	37965	25,680	49,240	(23,560)	-91.7%	COPR	HORWITH	NDYX316054
07/31/07	08/23/07	000866973	37966	68,480	50,800	17,680	25.8%	COPR	HORWITH	NDYX320320
07/31/07	08/23/07	000866974	37967	39,300	51,660	(12,360)	-31.5%	COPR	HORWITH	NDYX320320
07/31/07	08/23/07	000866975	37968	37,760	51,240	(13,480)	-35.7%	COPR	HORWITH	NDYX320320
07/31/07	08/23/07	000866976	37969	76,860	52,220	24,640	32.1%	COPR	HORWITH	DJLX9815
07/31/07	08/23/07	000866977	37970	29,340	50,920	(21,580)	-73.6%	COPR	HORWITH	DJLX9815
07/31/07	08/23/07	000866978	37971	29,340	51,660	(22,320)	-76.1%	COPR	HORWITH	DJLX9815
07/31/07	08/23/07	000866979	37972	68,740	50,020	18,720	27.2%	COPR	HORWITH	CHUX323
07/31/07	08/23/07	000866980	37973	67,300	50,200	17,100	25.4%	COPR	HORWITH	CHUX323
07/31/07	08/23/07	000866981	37974	33,200	51,660	(18,460)	-55.6%	COPR	HORWITH	CHUX323
07/31/07	08/23/07	000866982	37975	25,660	49,120	(23,460)	-91.4%	COPR	HORWITH	NDYX316054
07/31/07	08/23/07	000866983	37976	33,200	51,820	(18,620)	-56.1%	COPR	HORWITH	CHUX323
07/31/07	08/23/07	000866984	37977	57,640	48,420	9,220	16.0%	CP COPR	HORWITH	NDYX316025
07/31/07	08/23/07	000866985	37978	28,380	50,740	(22,360)	-78.8%	COPR	HORWITH	CHUX122
07/31/07	08/23/07	000866986	37979	67,780	48,660	19,120	28.2%	CP COPR	HORWITH	NDYX316025
07/31/07	08/23/07	000866987	37980	77,380	50,220	27,160	35.1%	COPR	HORWITH	CHUX122
07/31/07	08/23/07	000866988	37981	33,800	48,740	(14,940)	-44.2%	CP COPR	HORWITH	NDYX316025
07/31/07	08/23/07	000866989	37982	77,180	50,220	26,960	34.9%	COPR	HORWITH	CHUX122
07/31/07	08/23/07	000866990	37983	19,200	50,720	(31,520)	-164.2%	CP COPR	HORWITH	CHUX122
07/31/07	08/23/07	000866991	37984	68,160	50,020	18,140	26.6%	COPR	HORWITH	CHUX229
07/31/07	08/23/07	000866992	37985	67,820	51,320	16,500	24.3%	COPR	HORWITH	CHUX229
07/31/07	08/23/07	000866993	37986	33,720	50,660	(16,940)	-50.2%	CP COPR	HORWITH	CHUX229
07/31/07	08/23/07	000866994	37987	33,800	49,540	(15,740)	-46.6%	COPR	HORWITH	NDYX316025

03/12/92	SITE TONS (Month)	JUL SUB-TOTAL:	66,385,100	67,350,980	(965,880)	-1.45%
07/18/48	TONS (Site)	CUMULATIVE TOTAL:	396,109,680	400,709,300	(4,599,620)	-1.16%
04/01/42	TONS (Facility)	CUMULATIVE TOTAL:	396,109,680	400,709,300	4,599,620	1.16%

08/01/07	09/26/07	000859645	37988	69,420	51,220	18,200	26.2%	COPR	HORWITH	MHFX5710
08/01/07	09/26/07	000859646	37989	68,220	50,200	18,020	26.4%	COPR	HORWITH	MHFX5710
08/01/07	08/23/07	000859647	37990	13,660	49,220	(35,560)	-260.3%	COPR	HORWITH	NDYX316134
08/01/07	08/23/07	000866995	37991	30,800	50,260	(19,460)	-63.2%	COPR	HORWITH	MHFX5719
08/01/07	08/23/07	000866996	37992	76,500	51,660	24,840	32.5%	CP COPR	HORWITH	MHFX5719
08/01/07	08/23/07	000866997	37993	76,920	51,740	25,180	32.7%	COPR	HORWITH	MHFX5719
08/01/07	08/23/07	000866998	37994	27,080	50,840	(23,760)	-87.7%	CP COPR	HORWITH	CEFX32171
08/01/07	08/23/07	000866999	37995	20,940	51,000	(30,060)	-143.6%	COPR	HORWITH	MHFX5719
08/01/07	08/23/07	000867000	37996	69,700	50,980	18,720	26.9%	CP COPR	HORWITH	CEFX32171
08/01/07	08/23/07	000867008	37997	66,900	50,440	16,460	24.6%	COPR	HORWITH	CEFX32171

HONEYWELL SA-7 USE HAZARDOUS WASTE TRACKING (2006)										
Date Shipped	Date of Return Manifest	State Manifest	Man. Doc #	Facilty Manifest Weight (lbs)	Estimated Weight (lbs)	Manifest - Estimate (lbs)	Manifest - Estimate (%)	Material	Transporter	RAILCAR #
08/01/07	08/23/07	000867009	37998	67,660	49,460	18,200	26.9%	CP COPR	HORWITH	NDYX316134
08/01/07	08/23/07	000867010	37999	54,660	52,220	2,440	4.5%	COPR	HORWITH	CEFX32171
08/01/07	08/23/07	000867011	38000	68,840	49,740	19,100	27.7%	CP COPR	HORWITH	NDYX316134
08/01/07	08/23/07	000867012	38001	46,180	49,660	(3,480)	-7.5%	COPR	HORWITH	NDYX316134
08/01/07	09/26/07	000867013	38002	34,740	51,220	(16,480)	-47.4%	COPR	HORWITH	MHFX5710
08/01/07	09/26/07	000867014	38003	67,840	50,040	17,800	26.2%	CP COPR	HORWITH	MHFX5710
08/01/07	08/23/07	000867015	38004	32,080	49,700	(17,620)	-54.9%	COPR	HORWITH	NDYX316121
08/01/07	08/23/07	000867016	38005	9,540	50,580	(41,040)	-430.2%	CP COPR	HORWITH	MHFX5707
08/01/07	08/23/07	000867017	38006	76,940	50,200	26,740	34.8%	COPR	HORWITH	MHFX5707
08/01/07	08/23/07	000867018	38007	67,440	50,280	17,160	25.4%	CP COPR	HORWITH	MHFX5707
08/01/07	08/23/07	000867019	38008	67,920	49,080	18,840	27.7%	CP COPR	HORWITH	NDYX316121
08/01/07	08/23/07	000867020	38009	69,220	48,940	20,280	29.3%	CP COPR	HORWITH	NDYX316121
08/01/07	08/23/07	000867021	38010	28,360	49,900	(21,540)	-76.0%	CP COPR	HORWITH	NDYX316121
08/01/07	08/30/07	000867022	38011	76,620	48,260	28,360	37.0%	CP COPR	HORWITH	NDYX316246
08/01/07	08/30/07	000867023	38012	44,940	50,280	(5,340)	-11.9%	CP COPR	HORWITH	NDYX316007
08/01/07	08/23/07	000867024	38013	46,100	50,300	(4,200)	-9.1%	COPR	HORWITH	MHFX5707
08/01/07	08/23/07	000867025	38014	46,560	50,740	(4,180)	-9.0%	COPR	HORWITH	MHFX5687
08/01/07	08/30/07	000867026	38015	77,100	49,820	27,280	35.4%	CP COPR	HORWITH	NDYX316007
08/01/07	08/30/07	000867027	38016	68,640	50,160	18,480	26.9%	COPR	HORWITH	NDYX316007
08/01/07	08/23/07	000867028	38017	76,960	50,600	26,360	34.3%	COPR	HORWITH	MHFX5687
08/01/07	08/30/07	000867029	38018	77,280	48,280	29,000	37.5%	CP COPR	HORWITH	NDYX316246
08/01/07	08/23/07	000867030	38019	76,520	52,200	24,320	31.8%	COPR	HORWITH	MHFX5687
08/01/07	08/23/07	000867031	38020	7,720	51,040	(43,320)	-561.1%	COPR	HORWITH	MHFX5687
08/01/07	08/23/07	000867032	38021	30,720	50,920	(20,200)	-65.8%	COPR	HORWITH	DJLX98506
08/01/07	08/23/07	000867033	38022	63,700	49,820	13,880	21.8%	COPR	HORWITH	NDYX316085
08/01/07	08/30/07	000867034	38023	8,100	49,200	(41,100)	-507.4%	COPR	HORWITH	NDYX316007
08/01/07	08/23/07	000867035	38024	67,140	50,360	16,780	25.0%	COPR	HORWITH	DJLX98506
08/01/07	08/23/07	000867036	38025	68,580	49,840	18,740	27.3%	COPR	HORWITH	NDYX316085
08/01/07	08/23/07	000867037	38026	18,680	48,660	(29,980)	-160.5%	COPR	HORWITH	NDYX316246
08/01/07	08/23/07	000867038	38027	76,780	50,740	26,040	33.9%	COPR	HORWITH	DJLX98506
08/01/07	08/30/07	000867039	38028	36,520	50,180	(13,660)	-37.4%	COPR	HORWITH	DJLX98506
08/01/07	08/30/07	000867040	38029	18,700	49,480	(30,780)	-164.6%	COPR	HORWITH	NDYX316246
08/01/07	08/23/07	000867041	38030	45,740	51,540	(5,800)	-12.7%	COPR	HORWITH	JTLX30119
08/01/07	08/23/07	000867042	38031	34,060	49,760	(15,700)	-46.1%	COPR	HORWITH	NDYX316085
08/01/07	09/05/06	000867043	38032	67,500	49,940	17,560	26.0%	COPR	HORWITH	NDYX316221
08/01/07	08/23/07	000867044	38033	67,580	50,280	17,300	25.6%	COPR	HORWITH	JTLX30119
08/01/07	08/23/07	000867045	38034	21,920	52,220	(30,300)	-138.2%	COPR	HORWITH	JTLX30119
08/01/07	08/23/07	000867046	38035	68,200	50,160	18,040	26.5%	CP COPR	HORWITH	JTLX30119
08/01/07	08/23/07	000867047	38036	46,640	50,360	(3,720)	-8.0%	COPR	HORWITH	CEFX35831
08/01/07	08/23/07	000867048	38037	34,080	48,280	(14,200)	-41.7%	CP COPR	HORWITH	NDYX316085
08/01/07	09/05/06	000867049	38038	76,400	48,880	27,520	36.0%	CP COPR	HORWITH	NDYX316221
08/01/07	09/05/06	000867050	38039	24,140	49,820	(25,680)	-106.4%	COPR	HORWITH	NDYX316221
08/01/07	09/05/06	000867051	38040	24,140	48,320	(24,180)	-100.2%	COPR	HORWITH	NDYX316221
08/01/07	08/23/07	000867052	38041	67,260	50,920	16,340	24.3%	CP COPR	HORWITH	CEFX35831
08/01/07	09/12/07	000867053	38042	68,300	49,020	19,280	28.2%	CP COPR	HORWITH	NDYX320343
08/01/07	09/12/07	000867054	38043	67,940	49,740	18,720	27.3%	COPR	HORWITH	NDYX320343
08/01/07	08/23/07	000867055	38044	68,460	50,440	(22,600)	-81.2%	COPR	HORWITH	CEFX35831
08/01/07	09/12/07	000867056	38045	27,840	49,140	(21,300)	-76.5%	CP COPR	HORWITH	NDYX320343
08/01/07	08/23/07	000867057	38046	20,540	50,520	(29,980)	-146.0%	COPR	HORWITH	CEFX35831
08/01/07	08/23/07	000867058	38047	39,140	50,440	(11,300)	-28.9%	CP COPR	HORWITH	NDYX320343
08/01/07	08/23/07	000867059	38048	68,220	52,100	16,120	23.6%	COPR	HORWITH	NDYX320343
08/01/07	09/12/07	000867060	38049	27,820	49,240	(21,420)	-77.0%	CP COPR	HORWITH	NDYX316018
08/01/07	08/23/07	000867061	38050	77,100	51,240	25,860	33.5%	COPR	HORWITH	NDYX320343
08/01/07	08/23/07	000867062	38051	12,240	51,240	(39,000)	-318.6%	COPR	HORWITH	NDYX320343
08/01/07	08/23/07	000867063	38052	76,880	51,420	25,460	33.1%	COPR	HORWITH	CEFX35836
08/02/07	08/23/07	000867064	38053	56,880	51,520	5,360	9.4%	COPR	HORWITH	CEFX35243
08/02/07	08/23/07	000867065	38054	37,420	48,140	(10,720)	-28.6%	COPR	HORWITH	NDYX316020
08/02/07	08/23/07	000867066	38055	66,420	49,440	16,980	25.6%	COPR	HORWITH	NDYX316020
08/02/07	08/23/07	000867067	38056	68,540	50,840	17,700	25.8%	COPR	HORWITH	NDYX316020
08/02/07	08/23/07	000867068	38057	76,760	51,280	25,480	33.2%	COPR	HORWITH	CEFX35243
08/02/07	08/23/07	000867069	38058	19,980	49,380	(29,400)	-147.1%	COPR	HORWITH	NDYX316020
08/02/07	08/23/07	000867070	38059	33,880	50,920	(17,040)	-50.3%	COPR	HORWITH	CEFX35243
08/02/07	08/23/07	000867071	38060	33,900	51,040	(17,140)	-50.6%	COPR	HORWITH	CEFX35243
08/02/07	09/12/07	000867072	38061	12,940	50,860	(37,920)	-293.0%	COPR	HORWITH	JTLX177
08/02/07	08/23/07	000867073	38062	27,000	49,080	(22,080)	-81.8%	COPR	HORWITH	NDYX316211
08/02/07	08/23/07	000867074	38063	67,560	50,540	17,020	25.2%	COPR	HORWITH	NDYX316211
08/02/07	09/12/07	000867075	38064	67,980	52,140	15,840	23.3%	COPR	HORWITH	JTLX177
08/02/07	09/12/07	000867076	38065	76,520	50,960	25,560	33.4%	COPR	HORWITH	JTLX177
08/02/07	09/12/07	000867077	38066	47,340	51,460	(4,120)	-8.7%	COPR	HORWITH	JTLX177
08/02/07	08/23/07	000867078	38067	66,920	48,180	18,740	28.0%	COPR	HORWITH	NDYX316211
08/02/07	08/23/07	000867079	38068	77,140	51,560	25,580	33.2%	COPR	HORWITH	CEFX35836
08/02/07	08/23/07	000867080	38069	31,860	50,200	(18,340)	-57.6%	COPR	HORWITH	NDYX316211
08/02/07	08/23/07	000867081	38070	30,440	50,780	(20,340)	-66.8%	COPR	HORWITH	CEFX35836
08/02/07	08/23/07	000867082	38071	30,440	52,180	(21,740)	-71.4%	COPR	HORWITH	CEFX35836

Honeywell

HONEYWELL SA-7 USE HAZARDOUS WASTE TRACKING (2006)										
Date Shipped	Date of Return Manifest	State Manifest	Man. Doc #	Facilty Manifest Weight (lbs)	Estimated Weight (lbs)	Manifest - Estimate (lbs)	Manifest - Estimate (%)	Material	Transporter	RAILCAR #
08/02/07	08/23/07	000867083	38072	25,000	51,200	(26,200)	-104.8%	COPR	HORWITH	NDYX316072
08/02/07	08/23/07	000867084	38073	68,520	50,500	18,020	26.3%	COPR	HORWITH	NDYX316072
08/02/07	08/23/07	000867085	38074	17,680	51,140	(33,460)	-189.3%	COPR	HORWITH	NDYX316003
08/02/07	08/23/07	000867086	38075	77,220	51,300	25,920	33.6%	COPR	HORWITH	NDYX316003
08/02/07	08/23/07	000867092	38076	20,260	50,400	(30,140)	-148.8%	COPR	HORWITH	NDYX316104
08/02/07	08/23/07	000867087	38077	39,180	50,560	(11,380)	-29.0%	COPR	HORWITH	NDYX316026
08/02/07	08/23/07	000867088	38078	76,720	50,240	26,480	34.5%	COPR	HORWITH	NDYX316104
08/02/07	08/23/07	000867089	38079	67,640	51,560	16,080	23.8%	COPR	HORWITH	NDYX316026
08/02/07	08/23/07	000867090	38080	76,800	49,600	27,200	35.4%	COPR	HORWITH	NDYX316104
08/02/07	08/23/07	000867091	38081	20,260	49,220	(28,960)	-142.9%	COPR	HORWITH	NDYX316104
08/02/07	08/23/07	000867093	38082	8,300	48,000	(39,700)	-478.3%	COPR	HORWITH	NDYX316141
08/02/07	08/23/07	000867094	38083	67,760	50,700	17,060	25.2%	COPR	HORWITH	NDYX316141
08/02/07	08/23/07	000867095	38084	68,540	50,700	17,840	26.0%	COPR	HORWITH	NDYX316141
08/02/07	08/23/07	000867096	38085	43,260	49,840	(6,580)	-15.2%	COPR	HORWITH	NDYX316090
08/02/07	08/23/07	000867097	38086	64,060	48,040	16,020	25.0%	COPR	HORWITH	NDYX316072
08/02/07	08/23/07	000867098	38087	38,540	47,700	(9,160)	-23.8%	COPR	HORWITH	NDYX316072
08/02/07	08/23/07	000867099	38088	63,360	49,960	13,400	21.1%	COPR	HORWITH	NDYX316090
08/02/07	08/23/07	000867100	38089	37,940	50,100	(12,160)	-32.1%	COPR	HORWITH	NDYX316151
08/02/07	08/23/07	000867101	38090	62,720	48,040	14,680	23.4%	COPR	HORWITH	NDYX316026
08/02/07	08/23/07	000867102	38091	25,420	48,020	(22,600)	-88.9%	COPR	HORWITH	NDYX316026
08/02/07	08/23/07	000867103	38092	77,560	49,160	28,400	36.6%	COPR	HORWITH	NDYX316090
08/02/07	08/23/07	000867104	38093	13,040	49,580	(36,540)	-280.2%	COPR	HORWITH	NDYX316090
08/02/07	08/23/07	000867105	38094	68,620	47,000	21,620	31.5%	COPR	HORWITH	NDYX316003
08/02/07	08/23/07	000867106	38095	44,440	49,120	(4,680)	-10.5%	COPR	HORWITH	NDYX316141
08/02/07	08/23/07	000867107	38096	33,700	50,760	(17,060)	-50.6%	COPR	HORWITH	CHUX229
08/02/07	08/23/07	000867108	38097	9,680	49,400	(39,720)	-410.3%	COPR	HORWITH	NDYX316013
08/02/07	08/23/07	000867109	38098	66,380	48,860	17,520	26.4%	COPR	HORWITH	NDYX316013
08/02/07	08/23/07	000867110	38099	29,560	47,520	(17,960)	-60.8%	COPR	HORWITH	NDYX316003
08/02/07	08/23/07	000867111	38100	68,820	49,500	19,320	28.1%	COPR	HORWITH	NDYX316013
08/02/07	08/23/07	000867112	38101	49,360	49,240	120	0.2%	COPR	HORWITH	NDYX316013
08/02/07	08/23/07	000867113	38102	38,520	48,700	(10,180)	-26.4%	COPR	HORWITH	NDYX316132
08/02/07	08/23/07	000867114	38103	76,640	49,220	27,420	35.8%	COPR	HORWITH	NDYX316132
08/02/07	08/23/07	000867115	38104	34,500	49,180	(14,680)	-42.6%	COPR	HORWITH	NDYX316132
08/02/07	08/23/07	000867116	38105	34,520	47,600	(13,080)	-37.9%	COPR	HORWITH	NDYX316132
08/02/07	08/23/07	000867117	38106	68,260	48,080	20,180	29.6%	COPR	HORWITH	NDYX316029
08/02/07	08/23/07	000867118	38107	69,320	48,060	21,260	30.7%	COPR	HORWITH	NDYX316029
08/02/07	09/05/07	000867119	38108	25,160	50,900	(25,740)	-102.3%	COPR	HORWITH	NDYX316177
08/02/07	08/23/07	000867120	38109	67,240	48,060	19,180	28.5%	COPR	HORWITH	NDYX316137
08/02/07	08/23/07	000867121	38110	67,320	48,900	18,420	27.4%	COPR	HORWITH	NDYX316137
08/02/07	08/23/07	000867122	38111	29,720	52,120	(22,400)	-75.4%	COPR	HORWITH	NDYX316137
08/02/07	08/23/07	000867123	38112	29,700	51,100	(21,400)	-72.1%	COPR	HORWITH	NDYX316137
08/02/07	08/23/07	000867124	38113	29,600	50,200	(20,600)	-69.6%	COPR	HORWITH	NDYX316029
08/02/07	08/23/07	000867125	38114	29,600	51,380	(21,780)	-73.6%	COPR	HORWITH	NDYX316029
08/02/07	08/23/07	000867126	38115	70,520	50,060	20,460	29.0%	COPR	HORWITH	NDYX316219
08/02/07	08/23/07	000867127	38116	68,280	52,380	15,900	23.3%	COPR	HORWITH	NDYX316024
08/03/07	08/23/07	000867129	38117	37,140	50,400	(13,260)	-35.7%	COPR	HORWITH	CHUX225
08/03/07	08/23/07	000867130	38118	67,540	50,800	16,740	24.8%	COPR	HORWITH	CHUX225
08/03/07	09/05/07	000867131	38119	68,880	49,140	19,740	28.7%	COPR	HORWITH	NDYX316177
08/03/07	08/23/07	000867132	38120	69,060	50,840	18,220	26.4%	COPR	HORWITH	CHUX225
08/03/07	09/05/07	000867133	38121	76,860	48,600	28,260	36.8%	COPR	HORWITH	NDYX316177
08/03/07	09/05/07	000867134	38122	22,200	48,200	(26,000)	-117.1%	COPR	HORWITH	NDYX316177
08/03/07	08/23/07	000867135	38123	23,240	50,380	(27,140)	-116.8%	COPR	HORWITH	CHUX225
08/03/07	08/23/07	000867136	38124	67,640	48,560	19,080	28.2%	COPR	HORWITH	NDYX316219
08/03/07	08/23/07	000867137	38125	27,020	48,120	(21,100)	-78.1%	COPR	HORWITH	NDYX316219
08/03/07	08/23/07	000867138	38126	27,040	47,000	(19,960)	-73.8%	COPR	HORWITH	NDYX316219
08/03/07	08/30/07	000867139	38127	13,340	49,080	(35,740)	-267.9%	COPR	HORWITH	NDYX316009
08/03/07	08/30/07	000867140	38128	8,740	49,140	(40,400)	-462.2%	COPR	HORWITH	NDYX316009
08/03/07	08/30/07	000867141	38129	67,400	49,260	18,140	26.9%	COPR	HORWITH	NDYX316009
08/03/07	08/23/07	000867142	38130	27,760	50,220	(22,460)	-80.9%	COPR	HORWITH	CHUX305
08/03/07	08/23/07	000867143	38131	76,840	51,680	25,160	32.7%	COPR	HORWITH	CHUX305
08/03/07	08/23/07	000867144	38132	67,980	50,620	17,360	25.5%	COPR	HORWITH	CHUX305
08/03/07	08/23/07	000867145	38133	30,380	50,100	(19,720)	-64.9%	COPR	HORWITH	CHUX305
08/03/07	08/23/07	000867146	38134	63,980	48,000	15,980	25.0%	COPR	HORWITH	NDYX316024
08/03/07	08/23/07	000867147	38135	13,520	51,000	(37,480)	-277.2%	COPR	HORWITH	CHUX273
08/03/07	08/23/07	000867148	38136	67,480	50,520	16,960	25.1%	COPR	HORWITH	CHUX273
08/03/07	08/30/07	000867149	38137	104,280	48,940	55,340	53.1%	COPR	HORWITH	NDYX316009
08/03/07	08/30/07	000867150	38138	46,400	49,840	(3,440)	-7.4%	COPR	HORWITH	NDYX316194
08/03/07	08/30/07	000867151	38139	76,380	48,860	27,520	36.0%	COPR	HORWITH	NDYX316194
08/03/07	08/30/07	000867152	38140	38,120	49,420	(11,300)	-29.6%	COPR	HORWITH	NDYX316194
08/03/07	08/23/07	000867153	38141	43,140	49,680	(6,540)	-15.2%	COPR	HORWITH	NDYX316114
08/03/07	08/23/07	000867154	38142	68,240	48,940	19,300	28.3%	COPR	HORWITH	NDYX316114
08/03/07	08/30/07	000867155	38143	38,140	48,880	(10,740)	-28.2%	COPR	HORWITH	NDYX316194
08/03/07	08/23/07	000867156	38144	77,840	49,320	28,520	36.6%	COPR	HORWITH	NDYX316114
08/03/07	08/23/07	000867157	38145	27,560	47,020	(19,460)	-70.6%	COPR	HORWITH	NDYX316024

Honeywell

HONEYWELL SA-7 USE HAZARDOUS WASTE TRACKING (2006)										
Date Shipped	Date of Return Manifest	State Manifest	Man. Doc #	Facilty Manifest Weight (lbs)	Estimated Weight (lbs)	Manifest - Estimate (lbs)	Manifest - Estimate (%)	Material	Transporter	RAILCAR #
08/03/07	08/23/07	000867158	38146	68,960	50,660	18,300	26.5%	COPR	HORWITH	CHUX273
08/03/07	08/23/07	000867159	38147	28,240	48,600	(20,360)	-72.1%	COPR	HORWITH	NDYX316024
08/03/07	08/23/07	000867160	38148	6,980	49,620	(42,640)	-610.9%	COPR	HORWITH	NDYX316114
08/03/07	08/23/07	000867161	38149	67,940	48,180	19,760	29.1%	COPR	HORWITH	NDYX316151
08/03/07	08/23/07	000867162	38150	53,340	51,280	2,060	3.9%	COPR	HORWITH	CHUX273
08/03/07	08/30/07	000867163	38151	67,760	49,780	17,980	26.5%	COPR	HORWITH	JTLX30174
08/03/07	08/30/07	000867164	38152	69,080	50,980	18,100	26.2%	COPR	HORWITH	JTLX30174
08/03/07	09/13/07	000867165	38153	77,380	49,620	27,760	35.9%	COPR	HORWITH	NDYX316148
08/03/07	09/13/07	000867166	38154	77,040	48,940	28,100	36.5%	COPR	HORWITH	NDYX316148
08/03/07	09/13/07	000867167	38155	19,380	48,000	(28,620)	-147.7%	COPR	HORWITH	NDYX316148
08/03/07	09/13/07	000867168	38156	19,400	48,020	(28,620)	-147.5%	COPR	HORWITH	NDYX316148
08/03/07	08/30/07	000867169	38157	67,700	48,100	19,600	29.0%	COPR	HORWITH	NDYX316151
08/03/07	08/30/07	000867170	38158	29,600	50,600	(21,000)	-70.9%	COPR	HORWITH	JTLX30174
08/03/07	08/30/07	000867171	38159	28,920	49,660	(20,740)	-71.7%	COPR	HORWITH	JTLX30174
08/03/07	08/30/07	000867172	38160	21,840	48,800	(26,960)	-123.4%	COPR	HORWITH	NDYX316151
08/03/07	08/30/07	000867173	38161	31,840	48,760	(16,920)	-53.1%	COPR	HORWITH	NDYX316179
08/03/07	08/30/07	000867174	38162	13,080	50,560	(37,480)	-286.5%	COPR	HORWITH	JTLX30115
08/03/07	08/30/07	000867175	38163	68,060	50,000	18,060	26.5%	COPR	HORWITH	JTLX30115
08/03/07	08/30/07	000867176	38164	68,160	50,500	17,660	25.9%	COPR	HORWITH	JTLX30115
08/03/07	08/30/07	000867177	38165	55,500	50,280	5,220	9.4%	COPR	HORWITH	JTLX30115
08/03/07	08/30/07	000867178	38166	66,980	49,000	17,980	26.8%	COPR	HORWITH	NDYX316179
08/03/07	08/30/07	000867179	38167	67,200	50,320	16,880	25.1%	COPR	HORWITH	NDYX316179
08/03/07	08/30/07	000867180	38168	26,360	46,920	(20,560)	-78.0%	COPR	HORWITH	NDYX316179
08/03/07	08/30/07	000867181	38169	76,320	48,260	28,060	36.8%	COPR	HORWITH	CHUX213
08/03/07	08/30/07	000867182	38170	68,480	46,360	22,120	32.3%	COPR	HORWITH	CHUX213
08/03/07	08/30/07	000867183	38171	26,920	49,160	(22,240)	-82.6%	COPR	HORWITH	CHUX213
08/03/07	08/30/07	000867184	38172	26,900	50,440	(23,540)	-87.5%	COPR	HORWITH	CHUX213
08/03/07	08/30/07	000867185	38173	13,460	45,760	(32,300)	-240.0%	COPR	HORWITH	NDYX316015
08/03/07	08/30/07	000867186	38174	67,440	46,700	20,740	30.8%	COPR	HORWITH	NDYX316015
08/03/07	08/30/07	000867187	38175	68,000	49,140	18,860	27.7%	COPR	HORWITH	NDYX316015
08/03/07	08/30/07	000867188	38176	36,840	47,060	(10,220)	-27.7%	COPR	HORWITH	NDYX316015
08/03/07	08/30/07	000867189	38177	76,160	44,660	31,500	41.4%	COPR	HORWITH	CHUX173
08/03/07	08/30/07	000867190	38178	77,480	45,520	31,960	41.2%	COPR	HORWITH	CHUX173
08/03/07	08/30/07	000867191	38179	19,380	49,580	(30,200)	-155.8%	COPR	HORWITH	CHUX173
08/06/07	08/30/07	000867192	38180	50,300	50,480	(180)	-0.4%	COPR	HORWITH	JTLX127
08/06/07	08/30/07	000867193	38181	77,460	48,820	28,640	37.0%	COPR	HORWITH	JTLX127
08/06/07	08/30/07	000867194	38182	39,200	49,860	(10,660)	-27.2%	COPR	HORWITH	JTLX127
08/06/07	08/30/07	000867195	38183	39,220	50,960	(11,740)	-29.9%	COPR	HORWITH	JTLX127
08/06/07	08/30/07	000867196	38184	51,740	51,000	740	1.4%	COPR	HORWITH	CEFX33435
08/06/07	08/30/07	000867197	38185	76,420	51,080	25,340	33.2%	COPR	HORWITH	CEFX33435
08/06/07	08/30/07	000867198	38186	34,040	50,180	(16,140)	-47.4%	COPR	HORWITH	CEFX33435
08/06/07	08/30/07	000867199	38187	34,040	48,720	(14,680)	-43.1%	COPR	HORWITH	CEFX33435
08/06/07	08/30/07	000867200	38188	54,760	51,900	2,860	5.2%	COPR	HORWITH	CHUX116
08/06/07	08/30/07	000867201	38189	67,980	51,760	16,220	23.9%	COPR	HORWITH	CHUX116
08/06/07	08/30/07	000867202	38190	68,300	50,860	17,440	25.5%	COPR	HORWITH	CHUX116
08/06/07	08/30/07	000867203	38191	16,340	51,560	(35,220)	-215.5%	COPR	HORWITH	CHUX116
08/06/07	08/30/07	000867204	38192	69,220	51,640	17,580	25.4%	COPR	HORWITH	CHUX147
08/06/07	08/30/07	000867205	38193	77,440	50,060	27,380	35.4%	COPR	HORWITH	CHUX147
08/06/07	08/30/07	000867206	38194	26,440	52,160	(25,720)	-97.3%	COPR	HORWITH	CHUX147
08/06/07	08/30/07	000867207	38195	26,440	50,540	(24,100)	-91.1%	COPR	HORWITH	CHUX147
08/06/07	08/30/07	000867208	38196	23,740	50,820	(27,080)	-114.1%	COPR	HORWITH	HLMX1187
08/06/07	08/30/07	000867209	38197	76,820	51,800	25,020	32.6%	COPR	HORWITH	HLMX1187
08/06/07	08/30/07	000867210	38198	69,060	49,880	19,180	27.8%	COPR	HORWITH	HLMX1187
08/06/07	08/30/07	000867211	38199	32,240	50,460	(18,220)	-56.5%	COPR	HORWITH	HLMX1187
08/06/07	08/30/07	000867212	38200	44,520	49,880	(5,360)	-12.0%	COPR	HORWITH	MHFX5640
08/06/07	08/30/07	000867213	38201	76,880	50,120	26,760	34.8%	COPR	HORWITH	MHFX5640
08/06/07	08/30/07	000867214	38202	34,560	49,520	(14,960)	-43.3%	COPR	HORWITH	MHFX5640
08/06/07	08/30/07	000867215	38203	34,560	49,760	(15,200)	-44.0%	COPR	HORWITH	MHFX5640
08/06/07	08/30/07	000867216	38204	19,360	49,980	(30,620)	-158.2%	COPR	HORWITH	CHUX173
08/06/07	08/30/07	000867217	38205	31,400	49,340	(17,940)	-57.1%	COPR	HORWITH	CHUX251
08/06/07	08/30/07	000867218	38206	67,840	50,440	17,400	25.6%	COPR	HORWITH	CHUX251
08/06/07	08/30/07	000867219	38207	77,320	48,500	28,820	37.3%	COPR	HORWITH	CHUX251
08/06/07	08/30/07	000867220	38208	23,160	50,720	(27,560)	-119.0%	COPR	HORWITH	CHUX251
08/06/07	09/12/07	000867221	38209	68,640	50,880	17,760	25.9%	COPR	HORWITH	CHUX230
08/06/07	09/12/07	000867222	38210	67,600	49,420	18,180	26.9%	COPR	HORWITH	CHUX230
08/06/07	09/12/07	000867223	38211	34,420	50,100	(15,680)	-45.6%	COPR	HORWITH	CHUX230
08/06/07	08/30/07	000867224	38212	49,940	48,940	1,000	2.0%	COPR	HORWITH	NDYX316081
08/06/07	08/30/07	000867225	38213	37,560	50,500	(12,940)	-34.5%	COPR	HORWITH	CHUX224
08/06/07	08/30/07	000867226	38214	67,640	48,780	18,860	27.9%	COPR	HORWITH	NDYX316081
08/06/07	08/30/07	000867227	38215	64,100	49,680	14,420	22.5%	COPR	HORWITH	NDYX316081
08/06/07	08/30/07	000867228	38216	68,380	51,080	17,300	25.3%	COPR	HORWITH	CHUX224
08/06/07	08/30/07	000867229	38217	67,600	50,540	17,060	25.2%	COPR	HORWITH	CHUX224
08/06/07	08/30/07	000867230	38218	38,180	51,340	(13,160)	-34.5%	COPR	HORWITH	CEFX35823
08/06/07	08/30/07	000867231	38219	68,120	50,580	17,540	25.7%	COPR	HORWITH	CEFX35823

Honeywell

HONEYWELL SA-7 USE HAZARDOUS WASTE TRACKING (2006)										
Date Shipped	Date of Return Manifest	State Manifest	Man. Doc #	Facilty Manifest Weight (lbs)	Estimated Weight (lbs)	Manifest - Estimate (lbs)	Manifest - Estimate (%)	Material	Transporter	RAILCAR #
08/06/07	08/30/07	000867232	38220	76,820	51,600	25,220	32.8%	COPR	HORWITH	CEFX35823
08/06/07	08/30/07	000867233	38221	18,460	50,400	(31,940)	-173.0%	COPR	HORWITH	CEFX35823
08/06/07	08/30/07	000867234	38222	29,400	51,120	(21,720)	-73.9%	COPR	HORWITH	JTLX274
08/06/07	08/30/07	000867235	38223	67,920	50,040	17,880	26.3%	COPR	HORWITH	JTLX274
08/06/07	08/30/07	000867236	38224	67,400	50,440	16,960	25.2%	COPR	HORWITH	JTLX274
08/06/07	08/30/07	000867237	38225	38,200	50,300	(12,100)	-31.7%	COPR	HORWITH	JTLX274
08/06/07	08/30/07	000867238	38226	12,840	48,920	(36,080)	-281.0%	COPR	HORWITH	NDYX316081
08/06/07	08/30/07	000867239	38227	65,440	49,880	15,560	23.8%	COPR	HORWITH	CHUX204
08/06/07	08/30/07	000867240	38228	30,400	51,640	(21,240)	-69.9%	COPR	HORWITH	CHUX204
08/06/07	08/30/07	000867241	38229	67,700	49,680	18,020	26.6%	COPR	HORWITH	CHUX204
08/06/07	08/30/07	000867242	38230	37,140	50,280	(13,140)	-35.4%	COPR	HORWITH	MHFX5682
08/06/07	08/30/07	000867243	38231	37,440	52,200	(14,760)	-39.4%	COPR	HORWITH	CHUX204
08/06/07	08/30/07	000867244	38232	14,240	49,980	(35,740)	-251.0%	COPR	HORWITH	MHFX5682
08/06/07	08/30/07	000867245	38233	76,700	50,760	25,940	33.8%	COPR	HORWITH	MHFX5682
08/06/07	08/30/07	000867246	38234	68,740	50,500	18,240	26.5%	COPR	HORWITH	MHFX5682
08/06/07	08/30/07	000867247	38235	67,420	49,900	17,520	26.0%	COPR	HORWITH	JTLX273
08/06/07	08/30/07	000867248	38236	76,700	50,260	26,440	34.5%	COPR	HORWITH	JTLX273
08/06/07	08/30/07	000867249	38237	26,780	50,320	(23,540)	-87.9%	COPR	HORWITH	JTLX273
08/06/07	08/30/07	000867250	38238	26,780	49,960	(23,180)	-86.6%	COPR	HORWITH	JTLX273
08/06/07	09/12/07	000867251	38239	34,420	49,620	(15,200)	-44.2%	COPR	HORWITH	CHUX230
08/06/07	08/30/07	000867252	38240	59,320	49,720	9,600	16.2%	COPR	HORWITH	JTLX186
08/06/07	08/30/07	000867253	38241	67,660	52,200	15,460	22.8%	COPR	HORWITH	JTLX186
08/06/07	08/30/07	000867254	38242	34,220	51,440	(17,220)	-50.3%	COPR	HORWITH	JTLX186
08/06/07	08/30/07	000867255	38243	34,240	50,980	(16,740)	-48.9%	COPR	HORWITH	JTLX186
08/07/07	08/30/07	000867256	38244	37,740	49,400	(11,660)	-30.9%	COPR	HORWITH	NDYX316133
08/07/07	08/30/07	000867257	38245	67,740	48,700	19,040	28.1%	COPR	HORWITH	NDYX316133
08/07/07	08/30/07	000867258	38246	29,640	50,280	(20,640)	-69.6%	COPR	HORWITH	CHUX224
08/07/07	08/30/07	000867259	38247	68,020	49,080	18,940	27.8%	COPR	HORWITH	NDYX316133
08/07/07	09/05/07	000867260	38248	22,240	51,700	(29,460)	-132.5%	COPR	HORWITH	CHUX119
08/07/07	09/05/07	000867261	38249	69,000	51,280	17,720	25.7%	COPR	HORWITH	CHUX119
08/07/07	09/05/07	000867262	38250	67,280	51,460	15,820	23.5%	COPR	HORWITH	CHUX119
08/07/07	09/05/07	000867263	38251	44,660	50,500	(5,840)	-13.1%	COPR	HORWITH	CHUX119
08/07/07	09/05/07	000867264	38252	23,020	51,920	(28,900)	-125.5%	COPR	HORWITH	JTLX20149
08/07/07	09/05/07	000867265	38253	68,080	51,040	17,040	25.0%	COPR	HORWITH	JTLX20149
08/07/07	08/30/07	000867266	38254	67,900	49,760	18,140	26.7%	COPR	HORWITH	NDYX316223
08/07/07	09/05/07	000867267	38255	67,500	51,060	16,440	24.4%	COPR	HORWITH	JTLX20149
08/07/07	09/05/07	000867268	38256	42,840	51,240	(8,400)	-19.6%	COPR	HORWITH	JTLX20149
08/07/07	09/05/07	000867269	38257	67,820	50,100	17,720	26.1%	COPR	HORWITH	CEFX35236
08/07/07	09/05/07	000867270	38258	77,620	50,220	27,400	35.3%	COPR	HORWITH	CEFX35236
08/07/07	09/05/07	000867271	38259	27,240	50,200	(22,960)	-84.3%	COPR	HORWITH	CEFX35236
08/07/07	08/30/07	000867272	38260	19,180	48,000	(28,820)	-150.3%	COPR	HORWITH	NDYX316133
08/07/07	09/05/07	000867273	38261	27,240	51,820	(24,580)	-90.2%	COPR	HORWITH	CEFX35236
08/07/07	08/30/07	000867274	38262	69,040	49,600	19,440	28.2%	COPR	HORWITH	NDYX316223
08/07/07	08/30/07	000867275	38263	13,500	50,580	(37,080)	-274.7%	COPR	HORWITH	CEFX35834
08/07/07	08/30/07	000867276	38264	27,040	48,720	(21,680)	-80.2%	COPR	HORWITH	NDYX316223
08/07/07	08/30/07	000867277	38265	76,760	51,060	25,700	33.5%	COPR	HORWITH	CEFX35834
08/07/07	08/30/07	000867278	38266	67,540	48,960	18,580	27.5%	COPR	HORWITH	CEFX35834
08/07/07	08/30/07	000867279	38267	39,080	51,200	(12,120)	-31.0%	COPR	HORWITH	CEFX35834
08/07/07	09/05/07	000867280	38268	78,940	49,840	29,100	36.9%	COPR	HORWITH	CEFX35846
08/07/07	09/05/07	000867281	38269	19,720	49,080	(29,360)	-148.9%	COPR	HORWITH	CEFX35846
08/07/07	09/05/07	000867282	38270	77,020	48,020	29,000	37.7%	COPR	HORWITH	CEFX35846
08/07/07	09/05/07	000867283	38271	19,320	50,320	(31,000)	-160.5%	COPR	HORWITH	CEFX35846
08/07/07	08/30/07	000867284	38272	27,020	48,000	(20,980)	-77.6%	COPR	HORWITH	NDYX316223
08/07/07	09/05/07	000867285	38273	59,420	49,580	9,840	16.6%	COPR	HORWITH	CHUX143
08/07/07	09/05/07	000867286	38274	68,440	49,800	18,640	27.2%	COPR	HORWITH	CHUX143
08/07/07	09/05/07	000867287	38275	38,180	50,560	(12,380)	-32.4%	COPR	HORWITH	CHUX143
08/07/07	09/05/07	000867288	38276	38,160	49,720	(11,560)	-30.3%	COPR	HORWITH	CHUX143
08/07/07	08/30/07	000867289	38277	67,340	49,980	17,360	25.8%	COPR	HORWITH	CEFX31043
08/07/07	08/30/07	000867290	38278	66,060	49,080	16,980	25.7%	COPR	HORWITH	CEFX31043
08/07/07	08/30/07	000867291	38279	33,560	47,000	(13,440)	-40.0%	COPR	HORWITH	CEFX31043
08/07/07	08/30/07	000867292	38280	33,560	48,320	(14,760)	-44.0%	COPR	HORWITH	CEFX31043
08/07/07	09/05/07	000867293	38281	57,980	48,860	9,120	15.7%	COPR	HORWITH	JTLX30152
08/07/07	09/05/07	000867294	38282	77,220	49,340	27,880	36.1%	COPR	HORWITH	JTLX30152
08/07/07	09/05/07	000867295	38283	30,900	48,980	(18,080)	-58.5%	COPR	HORWITH	JTLX30152
08/07/07	09/05/07	000867296	38284	30,920	50,260	(19,340)	-62.5%	COPR	HORWITH	JTLX30152
08/07/07	08/30/07	000867297	38285	60,100	48,800	11,300	18.8%	COPR	HORWITH	CITX300034
08/07/07	08/30/07	000867298	38286	76,080	51,100	24,980	32.8%	COPR	HORWITH	CITX300034
08/07/07	08/30/07	000867299	38287	34,080	52,120	(18,040)	-52.9%	COPR	HORWITH	CITX300034
08/07/07	08/30/07	000867300	38288	34,080	50,800	(16,720)	-49.1%	COPR	HORWITH	CITX300034
08/07/07	09/12/07	000867301	38289	38,740	50,300	(11,560)	-29.8%	COPR	HORWITH	CHUX258
08/07/07	09/12/07	000867302	38290	69,080	49,200	19,880	28.8%	COPR	HORWITH	CHUX258
08/07/07	09/12/07	000867303	38291	77,160	50,380	26,780	34.7%	COPR	HORWITH	CHUX258
08/07/07	09/12/07	000867304	38292	15,100	49,120	(34,020)	-225.3%	COPR	HORWITH	CHUX258
08/07/07	09/05/07	000867305	38293	76,760	50,860	25,900	33.7%	COPR	HORWITH	CHUX208

Honeywell

HONEYWELL SA-7 USE HAZARDOUS WASTE TRACKING (2006)										
Date Shipped	Date of Return Manifest	State Manifest	Man. Doc #	Facilty Manifest Weight (lbs)	Estimated Weight (lbs)	Manifest - Estimate (lbs)	Manifest - Estimate (%)	Material	Transporter	RAILCAR #
08/07/07	09/05/07	000867306	38294	69,560	51,240	18,320	26.3%	COPR	HORWITH	CHUX208
08/07/07	09/05/07	000867307	38295	24,780	49,640	(24,860)	-100.3%	COPR	HORWITH	CHUX208
08/07/07	09/05/07	000867308	38296	24,760	50,080	(25,320)	-102.3%	COPR	HORWITH	CHUX208
08/07/07	09/05/07	000867309	38297	67,460	49,920	17,540	26.0%	COPR	HORWITH	DJLX98519
08/07/07	09/05/07	000867310	38298	68,140	51,080	17,060	25.0%	COPR	HORWITH	DJLX98519
08/07/07	09/05/07	000867311	38299	33,940	50,220	(16,280)	-48.0%	COPR	HORWITH	DJLX98519
08/07/07	09/05/07	000867312	38300	54,360	50,380	3,980	7.3%	COPR	HORWITH	DJLX98524
08/07/07	09/05/07	000867313	38301	33,940	50,300	(16,360)	-48.2%	COPR	HORWITH	DJLX98519
08/07/07	09/05/07	000867314	38302	68,680	49,520	19,160	27.9%	COPR	HORWITH	DJLX98524
08/07/07	09/05/07	000867315	38303	33,820	48,560	(14,740)	-43.6%	COPR	HORWITH	DJLX98524
08/07/07	09/05/07	000867316	38304	33,820	49,160	(15,340)	-45.4%	COPR	HORWITH	DJLX98524
08/07/07	09/05/07	000867317	38305	19,920	50,360	(30,440)	-152.8%	COPR	HORWITH	CHUX286
08/07/07	09/05/07	000867318	38306	78,240	51,060	27,180	34.7%	COPR	HORWITH	CHUX286
08/07/07	09/05/07	000867319	38307	77,560	51,100	26,460	34.1%	COPR	HORWITH	CHUX286
08/08/07	09/05/07	000867320	38308	68,280	50,040	18,240	26.7%	COPR	HORWITH	NDYX320426
08/08/07	09/05/07	000867321	38309	25,180	50,360	(25,180)	-100.0%	COPR	HORWITH	NDYX320426
08/08/07	09/05/07	000867322	38310	17,400	49,340	(31,940)	-183.6%	COPR	HORWITH	NDYX316170
08/08/07	09/05/07	000867323	38311	67,840	49,700	18,140	26.7%	COPR	HORWITH	NDYX320426
08/08/07	09/05/07	000867324	38312	33,920	51,360	(17,440)	-51.4%	COPR	HORWITH	CEFX35851
08/08/07	09/05/07	000867325	38313	25,180	49,860	(24,680)	-98.0%	COPR	HORWITH	NDYX320426
08/08/07	09/05/07	000867326	38314	67,700	49,740	17,960	26.5%	COPR	HORWITH	CEFX35851
08/08/07	09/05/07	000867327	38315	68,060	50,200	17,860	26.2%	COPR	HORWITH	CEFX35851
08/08/07	09/05/07	000867328	38316	33,920	49,400	(15,480)	-45.6%	COPR	HORWITH	CEFX35851
08/08/07	09/05/07	000867329	38317	15,460	51,480	(36,020)	-233.0%	COPR	HORWITH	CHUX281
08/08/07	09/05/07	000867330	38318	77,360	51,080	26,280	34.0%	COPR	HORWITH	CHUX281
08/08/07	09/05/07	000867331	38319	69,220	51,320	17,900	25.9%	COPR	HORWITH	CHUX281
08/08/07	09/05/07	000867332	38320	37,240	51,560	(14,320)	-38.5%	COPR	HORWITH	CHUX281
08/08/07	09/05/07	000867333	38321	30,460	50,860	(20,400)	-67.0%	COPR	HORWITH	DJLX98548
08/08/07	09/05/07	000867334	38322	77,420	50,480	26,940	34.8%	COPR	HORWITH	DJLX98548
08/08/07	09/05/07	000867335	38323	77,540	50,780	26,760	34.5%	COPR	HORWITH	DJLX98548
08/08/07	09/05/07	000867336	38324	13,200	51,240	(38,040)	-288.2%	COPR	HORWITH	DJLX98548
08/08/07	09/05/07	000867337	38325	67,440	48,740	18,700	27.7%	COPR	HORWITH	NDYX316170
08/08/07	09/05/07	000867338	38326	64,480	49,940	14,540	22.5%	COPR	HORWITH	JTLX86
08/08/07	09/05/07	000867339	38327	69,020	49,480	19,540	28.3%	COPR	HORWITH	JTLX86
08/08/07	09/05/07	000867340	38328	33,780	51,020	(17,240)	-51.0%	COPR	HORWITH	JTLX86
08/08/07	09/05/07	000867341	38329	33,760	49,700	(15,940)	-47.2%	COPR	HORWITH	JTLX86
08/08/07	09/05/07	000867342	38330	68,340	48,380	19,960	29.2%	COPR	HORWITH	NDYX316170
08/08/07	09/05/07	000867343	38331	46,940	49,440	(2,500)	-5.3%	COPR	HORWITH	CHUX149
08/08/07	09/05/07	000867344	38332	34,240	50,100	(15,860)	-46.3%	COPR	HORWITH	CHUX149
08/08/07	09/05/07	000867345	38333	35,520	48,000	(12,480)	-35.1%	COPR	HORWITH	NDYX316170
08/08/07	09/05/07	000867346	38334	76,360	49,020	27,340	35.8%	COPR	HORWITH	CHUX149
08/08/07	09/05/07	000867347	38335	34,240	50,820	(16,580)	-48.4%	COPR	HORWITH	CHUX149
08/08/07	09/05/07	000867348	38336	32,800	49,440	(16,640)	-50.7%	COPR	HORWITH	CHUX308
08/08/07	09/05/07	000867349	38337	67,520	49,820	17,700	26.2%	COPR	HORWITH	CHUX308
08/08/07	09/05/07	000867350	38338	68,480	50,320	18,160	26.5%	COPR	HORWITH	CHUX308
08/08/07	09/05/07	000867351	38339	30,020	51,020	(21,000)	-70.0%	COPR	HORWITH	CHUX308
08/08/07	09/05/07	000867352	38340	19,920	48,420	(28,500)	-143.1%	COPR	HORWITH	CHUX286
08/09/07	09/05/07	000867353	38341	36,500	50,460	(13,960)	-38.2%	COPR	HORWITH	CITX300114
08/09/07	09/05/07	000867354	38342	38,260	48,820	(10,560)	-27.6%	COPR	HORWITH	NDYX316143
08/09/07	09/05/07	000867355	38343	69,220	48,980	20,240	29.2%	COPR	HORWITH	NDYX316143
08/09/07	08/30/07	000867356	38344	37,000	49,640	(12,640)	-34.2%	COPR	HORWITH	NDYX316023
08/09/07	09/05/07	000867357	38345	69,060	50,460	18,600	26.9%	COPR	HORWITH	CITX300114
08/09/07	09/05/07	000867358	38346	67,600	50,460	17,140	25.4%	COPR	HORWITH	CITX300114
08/09/07	09/05/07	000867359	38347	21,020	51,140	(30,120)	-143.3%	COPR	HORWITH	CITX300114
08/09/07	09/05/07	000867360	38348	21,540	51,820	(30,280)	-140.6%	COPR	HORWITH	CEFX35833
08/09/07	08/30/07	000867361	38349	67,240	49,460	17,780	26.4%	COPR	HORWITH	NDYX316023
08/09/07	08/30/07	000867362	38350	66,900	49,620	17,280	25.8%	COPR	HORWITH	NDYX316023
08/09/07	09/05/07	000867363	38351	76,700	51,420	25,280	33.0%	COPR	HORWITH	CEFX35833
08/09/07	09/05/07	000867364	38352	77,020	52,240	24,780	32.2%	COPR	HORWITH	CEFX35833
08/09/07	09/05/07	000867365	38353	32,380	50,600	(18,220)	-56.3%	COPR	HORWITH	CEFX35833
08/09/07	09/05/07	000867366	38354	76,540	49,660	26,880	35.1%	COPR	HORWITH	CEFX35245
08/09/07	09/05/07	000867367	38355	18,640	49,220	(30,580)	-164.1%	COPR	HORWITH	CEFX35245
08/09/07	09/05/07	000867368	38356	76,240	49,700	26,540	34.8%	COPR	HORWITH	CEFX35245
08/09/07	09/05/07	000867369	38357	31,520	50,240	(18,720)	-59.4%	COPR	HORWITH	CEFX35245
08/09/07	09/05/07	000867370	38358	12,320	48,560	(36,240)	-294.2%	COPR	HORWITH	NDYX316143
08/09/07	09/05/07	000867371	38359	67,500	48,000	19,500	28.9%	COPR	HORWITH	NDYX316143
08/09/07	08/30/07	000867372	38360	13,720	49,680	(35,960)	-262.1%	COPR	HORWITH	JTLX30132
08/09/07	08/30/07	000867373	38361	68,640	49,440	19,200	28.0%	COPR	HORWITH	JTLX30132
08/09/07	08/30/07	000867374	38362	67,440	48,160	19,280	28.6%	COPR	HORWITH	JTLX30132
08/09/07	08/30/07	000867375	38363	46,480	50,000	(3,520)	-7.6%	COPR	HORWITH	JTLX30132
08/09/07	08/30/07	000867376	38364	56,440	49,580	6,860	12.2%	COPR	HORWITH	JTLX277
08/09/07	08/30/07	000867377	38365	76,520	49,620	26,900	35.2%	COPR	HORWITH	JTLX277
08/09/07	08/30/07	000867378	38366	17,060	47,000	(29,940)	-175.5%	COPR	HORWITH	NDYX316023
08/09/07	08/30/07	000867379	38367	31,260	49,680	(18,420)	-58.9%	COPR	HORWITH	JTLX277

HONEYWELL SA-7 USE HAZARDOUS WASTE TRACKING (2006)										
Date Shipped	Date of Return Manifest	State Manifest	Man. Doc #	Facilty Manifest Weight (lbs)	Estimated Weight (lbs)	Manifest - Estimate (lbs)	Manifest - Estimate (%)	Material	Transporter	RAILCAR #
08/09/07	08/30/07	000867380	38368	31,240	48,420	(17,180)	-55.0%	COPR	HORWITH	JTLX277
08/09/07	08/30/07	000867381	38369	51,160	49,800	1,360	2.7%	COPR	HORWITH	CEFX31042
08/09/07	08/30/07	000867382	38370	68,040	50,580	17,460	25.7%	COPR	HORWITH	CEFX31042
08/09/07	08/30/07	000867383	38371	67,500	50,180	17,320	25.7%	COPR	HORWITH	CEFX31042
08/09/07	08/30/07	000867384	38372	10,760	50,980	(40,220)	-373.8%	COPR	HORWITH	CEFX31042
08/09/07	09/05/07	000867385	38373	33,180	51,040	(17,860)	-53.8%	COPR	HORWITH	JTLX30167
08/09/07	09/05/07	000867386	38374	66,760	51,800	14,960	22.4%	COPR	HORWITH	JTLX30167
08/09/07	08/30/07	000867387	38375	68,120	50,500	17,620	25.9%	COPR	HORWITH	JTLX30133
08/09/07	08/30/07	000867388	38376	66,720	48,780	17,940	26.9%	COPR	HORWITH	JTLX30133
08/09/07	08/30/07	000867389	38377	34,280	48,720	(14,440)	-42.1%	COPR	HORWITH	JTLX30133
08/09/07	08/30/07	000867390	38378	55,960	49,900	6,060	10.8%	COPR	HORWITH	CHUX131
08/09/07	08/30/07	000867391	38379	34,280	51,380	(17,100)	-49.9%	COPR	HORWITH	JTLX30133
08/09/07	08/30/07	000867392	38380	34,060	49,520	(15,460)	-45.4%	COPR	HORWITH	CHUX131
08/09/07	08/30/07	000867393	38381	68,000	49,860	18,140	26.7%	COPR	HORWITH	CHUX131
08/09/07	08/30/07	000867394	38382	34,060	50,000	(15,940)	-46.8%	COPR	HORWITH	CHUX131
08/09/07	08/30/07	000867395	38383	68,600	49,360	19,240	28.0%	COPR	HORWITH	JTLX30161
08/09/07	08/30/07	000867396	38384	48,360	49,780	(1,420)	-2.9%	COPR	HORWITH	JTLX30161
08/09/07	08/30/07	000867397	38385	67,260	50,720	16,540	24.6%	COPR	HORWITH	JTLX30161
08/09/07	08/30/07	000867398	38386	11,460	49,740	(38,280)	-334.0%	COPR	HORWITH	JTLX30161
08/09/07	08/30/07	000867399	38387	26,720	50,980	(24,260)	-90.8%	COPR	HORWITH	JTLX267
08/09/07	08/30/07	000867400	38388	67,520	51,100	16,420	24.3%	COPR	HORWITH	JTLX267
08/09/07	08/30/07	000867401	38389	77,380	50,560	26,820	34.7%	COPR	HORWITH	JTLX267
08/09/07	08/30/07	000867402	38390	28,400	48,880	(20,480)	-72.1%	COPR	HORWITH	JTLX267
08/09/07	08/30/07	000867403	38391	20,880	50,280	(29,400)	-140.8%	COPR	HORWITH	CHUX223
08/09/07	08/30/07	000867404	38392	68,460	50,440	18,020	26.3%	COPR	HORWITH	CHUX223
08/09/07	08/30/07	000867405	38393	68,900	51,540	17,360	25.2%	COPR	HORWITH	CHUX223
08/09/07	08/30/07	000867406	38394	41,780	49,860	(8,080)	-19.3%	COPR	HORWITH	CHUX223
08/09/07	09/05/07	000867407	38395	22,460	51,060	(28,600)	-127.3%	COPR	HORWITH	CHUX164
08/09/07	09/05/07	000867408	38396	68,000	51,640	16,360	24.1%	COPR	HORWITH	CHUX164
08/09/07	09/05/07	000867409	38397	67,140	50,480	16,660	24.8%	COPR	HORWITH	CHUX164
08/09/07	09/05/07	000867410	38398	43,120	50,380	(7,260)	-16.8%	COPR	HORWITH	CHUX164
08/09/07	08/30/07	000867411	38399	16,800	51,020	(34,220)	-203.7%	COPR	HORWITH	CEFX35844
08/09/07	08/30/07	000867412	38400	67,700	49,780	17,920	26.5%	COPR	HORWITH	CEFX35844
08/09/07	08/30/07	000867413	38401	67,980	50,880	17,100	25.2%	COPR	HORWITH	CEFX35844
08/09/07	08/30/07	000867414	38402	45,600	48,660	(3,060)	-6.7%	COPR	HORWITH	CEFX35844
08/09/07	08/30/07	000867415	38403	69,140	51,320	17,820	25.8%	COPR	HORWITH	NRLX585505
08/09/07	08/30/07	000867416	38404	8,480	52,100	(43,620)	-514.4%	COPR	HORWITH	NRLX585505
08/09/07	08/30/07	000867417	38405	76,520	51,820	24,700	32.3%	COPR	HORWITH	NRLX585505
08/09/07	08/30/07	000867418	38406	50,440	51,220	(780)	-1.5%	COPR	HORWITH	NRLX585505
08/10/07	09/12/07	000867419	38407	68,360	51,120	17,240	25.2%	COPR	HORWITH	CITX300154
08/10/07	09/12/07	000867420	38408	77,280	50,220	27,060	35.0%	COPR	HORWITH	CITX300154
08/10/07	09/12/07	000867421	38409	23,180	49,060	(25,880)	-111.6%	COPR	HORWITH	CITX300154
08/10/07	09/12/07	000867422	38410	23,160	49,400	(26,240)	-113.3%	COPR	HORWITH	CITX300154
08/10/07	09/12/07	000867423	38411	67,980	49,920	18,060	26.6%	COPR	HORWITH	CHUX290
08/10/07	09/10/07	000867424	38412	6,760	49,320	(42,560)	-629.6%	COPR	HORWITH	CHUX107
08/10/07	09/12/07	000867425	38413	68,120	50,680	17,440	25.6%	COPR	HORWITH	CHUX290
08/10/07	09/12/07	000867426	38414	30,420	50,140	(19,720)	-64.8%	COPR	HORWITH	CHUX290
08/10/07	09/12/07	000867427	38415	30,420	49,780	(19,360)	-63.6%	COPR	HORWITH	CHUX290
08/10/07	09/10/07	000867428	38416	77,120	50,920	26,200	34.0%	COPR	HORWITH	CHUX107
08/10/07	09/10/07	000867429	38417	66,980	50,340	16,640	24.8%	COPR	HORWITH	CHUX107
08/10/07	09/10/07	000867430	38418	47,520	50,480	(2,960)	-6.2%	COPR	HORWITH	CHUX107
08/10/07	09/12/07	000867431	38419	20,380	51,920	(31,540)	-154.8%	COPR	HORWITH	JTLX152
08/10/07	09/12/07	000867432	38420	68,040	51,200	16,840	24.8%	COPR	HORWITH	JTLX152
08/10/07	09/12/07	000867433	38421	67,680	48,000	19,680	29.1%	COPR	HORWITH	JTLX152
08/10/07	09/12/07	000867434	38422	40,720	49,920	(9,200)	-22.6%	COPR	HORWITH	JTLX152
08/10/07	09/12/07	000867435	38423	36,120	48,580	(12,460)	-34.5%	COPR	HORWITH	CEFX33446
08/10/07	09/12/07	000867436	38424	67,060	49,620	17,440	26.0%	COPR	HORWITH	CEFX33446
08/10/07	09/12/07	000867437	38425	68,160	50,380	17,780	26.1%	COPR	HORWITH	CEFX33446
08/10/07	09/12/07	000867438	38426	29,840	51,600	(21,760)	-72.9%	COPR	HORWITH	CEFX33446
08/10/07	09/12/07	000867439	38427	77,080	50,320	26,760	34.7%	COPR	HORWITH	CITX300152
08/10/07	09/12/07	000867440	38428	76,620	49,380	27,240	35.6%	COPR	HORWITH	CITX300152
08/10/07	09/12/07	000867441	38429	19,660	50,220	(30,560)	-155.4%	COPR	HORWITH	CITX300152
08/10/07	09/12/07	000867442	38430	19,680	49,300	(29,620)	-150.5%	COPR	HORWITH	CITX300152
08/10/07	09/12/07	000867447	38431	51,400	48,020	3,380	6.6%	COPR	HORWITH	CEFX31051
08/10/07	09/12/07	000867448	38432	66,540	48,280	18,260	27.4%	COPR	HORWITH	CEFX31051
08/10/07	09/12/07	000867449	38433	34,120	49,420	(15,300)	-44.8%	COPR	HORWITH	CEFX31051
08/10/07	09/12/07	000867450	38434	34,120	48,320	(14,200)	-41.6%	COPR	HORWITH	CEFX31051
08/10/07	09/10/07	000867451	38435	38,800	50,800	(12,000)	-30.9%	COPR	HORWITH	DJLX98508
08/10/07	09/10/07	000867452	38436	67,340	49,240	18,100	26.9%	COPR	HORWITH	DJLX98508
08/10/07	09/10/07	000867453	38437	68,600	49,280	19,320	28.2%	COPR	HORWITH	DJLX98508
08/10/07	09/10/07	000867454	38438	18,040	49,460	(31,420)	-174.2%	COPR	HORWITH	DJLX98508
08/10/07	09/05/07	000867455	38439	13,820	48,240	(34,420)	-249.1%	COPR	HORWITH	CITX300164
08/10/07	09/12/07	000867456	38440	76,720	48,940	27,780	36.2%	COPR	HORWITH	CHU294
08/10/07	09/12/07	000867457	38441	76,960	48,760	28,200	36.6%	COPR	HORWITH	CHU294

Honeywell

HONEYWELL SA-7 USE HAZARDOUS WASTE TRACKING (2006)										
Date Shipped	Date of Return Manifest	State Manifest	Man. Doc #	Facilty Manifest Weight (lbs)	Estimated Weight (lbs)	Manifest - Estimate (lbs)	Manifest - Estimate (%)	Material	Transporter	RAILCAR #
08/10/07	09/12/07	000867458	38442	19,400	52,080	(32,680)	-168.5%	COPR	HORWITH	CHU294
08/10/07	09/12/07	000867459	38443	19,400	47,000	(27,600)	-142.3%	COPR	HORWITH	CHU294
08/10/07	09/12/07	000867460	38444	26,700	46,800	(20,100)	-75.3%	COPR	HORWITH	CITX300153
08/10/07	09/12/07	000867461	38445	68,780	49,400	19,380	28.2%	COPR	HORWITH	CITX300153
08/10/07	09/12/07	000867462	38446	67,340	48,280	19,060	28.3%	COPR	HORWITH	CITX300153
08/10/07	09/12/07	000867463	38447	31,160	50,840	(19,680)	-63.2%	COPR	HORWITH	CITX300153
08/10/07	09/12/07	000867464	38448	16,200	48,000	(31,800)	-196.3%	COPR	HORWITH	CHUX244
08/10/07	09/12/07	000867465	38449	68,980	48,800	20,180	29.3%	COPR	HORWITH	CHUX244
08/10/07	09/12/07	000867466	38450	69,160	48,480	20,680	29.9%	COPR	HORWITH	CHUX244
08/10/07	09/12/07	000867467	38451	40,060	50,380	(10,320)	-25.8%	COPR	HORWITH	CHUX244
08/10/07	09/10/07	000867468	38452	33,180	49,720	(16,540)	-49.8%	COPR	HORWITH	JTLX30144
08/10/07	09/10/07	000867469	38453	76,240	49,920	26,320	34.5%	COPR	HORWITH	JTLX30144
08/10/07	09/10/07	000867470	38454	21,600	50,940	(29,340)	-135.8%	COPR	HORWITH	JTLX30144
08/10/07	09/05/07	000867471	38455	67,840	50,540	17,300	25.5%	COPR	HORWITH	CEFX35821
08/10/07	09/10/07	000867472	38456	68,160	50,460	17,700	26.0%	COPR	HORWITH	JTLX30144
08/10/07	09/05/07	000867473	38457	67,840	50,540	17,300	25.5%	COPR	HORWITH	CEFX35821
08/10/07	09/05/07	000867474	38458	31,480	50,000	(18,520)	-58.8%	COPR	HORWITH	CEFX35821
08/10/07	09/05/07	000867475	38459	31,460	51,460	(20,000)	-63.6%	COPR	HORWITH	CEFX35821
08/10/07	09/05/07	000867476	38460	68,800	48,080	20,720	30.1%	COPR	HORWITH	CITX300164
08/10/07	09/05/07	000867477	38461	65,620	50,080	15,540	23.7%	COPR	HORWITH	CITX300164
08/10/07	09/05/07	000867478	38462	38,300	49,700	(11,400)	-29.8%	COPR	HORWITH	NDYX320459
08/10/07	09/05/07	000867479	38463	39,880	48,900	(9,020)	-22.6%	COPR	HORWITH	CITX300164
08/10/07	09/05/07	000867480	38464	26,860	50,660	(23,800)	-88.6%	COPR	HORWITH	JTLX30151
08/10/07	09/05/07	000867481	38465	68,520	50,220	18,300	26.7%	COPR	HORWITH	JTLX30151
08/10/07	09/05/07	000867482	38466	35,960	50,080	(14,120)	-39.3%	COPR	HORWITH	JTLX30151
08/10/07	09/05/07	000867483	38467	25,820	49,160	(23,340)	-90.4%	COPR	HORWITH	NDYX320459
08/10/07	09/05/07	000867484	38468	69,220	48,880	20,340	29.4%	COPR	HORWITH	NDYX320459
08/10/07	09/05/07	000867485	38469	69,380	51,120	18,260	26.3%	COPR	HORWITH	NDYX320459
08/10/07	09/05/07	000867486	38470	67,320	50,500	16,820	25.0%	COPR	HORWITH	JTLX30151
08/10/07	09/05/07	000867487	38471	67,580	52,340	15,240	22.6%	COPR	HORWITH	JTLX30167
08/10/07	09/05/07	000867488	38472	34,520	50,360	(15,840)	-45.9%	COPR	HORWITH	JTLX30167
08/13/07	09/12/07	000867490	38473	12,220	50,160	(37,940)	-310.5%	COPR	HORWITH	CHUX185
08/13/07	09/12/07	000867491	38474	78,440	50,460	27,980	35.7%	COPR	HORWITH	CHUX185
08/13/07	09/12/07	000867492	38475	67,080	48,600	18,480	27.5%	COPR	HORWITH	CHUX185
08/13/07	09/12/07	000867493	38476	36,900	49,040	(12,140)	-32.9%	COPR	HORWITH	CHUX185
08/13/07	09/05/07	000867494	38477	68,560	49,820	18,740	27.3%	COPR	HORWITH	CHUX261
08/13/07	09/05/07	000867495	38478	67,660	49,540	18,120	26.8%	COPR	HORWITH	CHUX261
08/13/07	09/05/07	000867496	38479	25,140	50,200	(25,060)	-99.7%	COPR	HORWITH	CHUX261
08/13/07	09/05/07	000867497	38480	31,200	49,820	(18,620)	-59.7%	COPR	HORWITH	CHUX261
08/13/07	09/12/07	000867498	38481	31,440	52,000	(20,560)	-65.4%	COPR	HORWITH	CHUX247
08/13/07	09/12/07	000867499	38482	65,820	50,160	15,660	23.8%	COPR	HORWITH	CHUX247
08/13/07	09/12/07	000867500	38483	43,820	48,140	(4,320)	-9.9%	COPR	HORWITH	CHUX247
08/13/07	09/12/07	000859648	38484	55,120	50,700	4,420	8.0%	COPR	HORWITH	CHUX247
08/13/07	09/05/07	000867503	38485	67,740	50,820	16,920	25.0%	COPR	HORWITH	JTLX252
08/13/07	09/05/07	000867504	38486	69,180	48,520	20,660	29.9%	COPR	HORWITH	JTLX252
08/13/07	09/05/07	000867505	38487	33,160	49,840	(16,680)	-50.3%	COPR	HORWITH	JTLX252
08/13/07	09/12/07	000867506	38488	52,440	48,100	4,340	8.3%	COPR	HORWITH	CEFX33358
08/13/07	09/05/07	000867507	38489	33,140	49,220	(16,080)	-48.5%	COPR	HORWITH	JTLX252
08/13/07	09/12/07	000867508	38490	68,220	52,000	16,220	23.8%	COPR	HORWITH	CEFX33358
08/13/07	09/12/07	000867509	38491	49,700	48,800	900	1.8%	COPR	HORWITH	CEFX33358
08/13/07	09/12/07	000867510	38492	22,560	49,340	(26,780)	-118.7%	COPR	HORWITH	CEFX33358
08/13/07	09/05/07	000867511	38493	68,740	50,660	18,080	26.3%	COPR	HORWITH	NRLX526244
08/13/07	09/05/07	000867512	38494	67,620	50,940	16,680	24.7%	COPR	HORWITH	NRLX526244
08/13/07	09/05/07	000867513	38495	33,880	52,060	(18,180)	-53.7%	COPR	HORWITH	NRLX526244
08/13/07	09/05/07	000867514	38496	33,880	49,240	(15,360)	-45.3%	COPR	HORWITH	NRLX526244
08/13/07	09/12/07	000867515	38497	45,400	51,580	(6,180)	-13.6%	COPR	HORWITH	JTLX141
08/13/07	09/12/07	000867516	38498	69,620	49,240	20,380	29.3%	COPR	HORWITH	JTLX141
08/13/07	09/12/07	000867517	38499	68,080	48,000	20,080	29.5%	COPR	HORWITH	JTLX141
08/13/07	09/05/07	000867518	38500	77,820	49,120	28,700	36.9%	COPR	HORWITH	CHUX104
08/13/07	09/12/07	000867519	38501	13,940	49,340	(35,400)	-253.9%	COPR	HORWITH	JTLX141
08/13/07	09/05/07	000867520	38502	77,820	51,040	26,780	34.4%	COPR	HORWITH	CHUX104
08/13/07	09/05/07	000867521	38503	21,920	49,360	(27,440)	-125.2%	COPR	HORWITH	CHUX104
08/13/07	09/05/07	000867522	38504	21,900	50,240	(28,340)	-129.4%	COPR	HORWITH	CHUX104
08/13/07	09/12/07	000867523	38505	67,460	50,060	17,400	25.8%	COPR	HORWITH	CHUX200
08/13/07	09/12/07	000867524	38506	67,820	50,400	17,420	25.7%	COPR	HORWITH	CHUX200
08/13/07	09/12/07	000867525	38507	46,040	51,080	(5,040)	-10.9%	COPR	HORWITH	JTLX30109
08/13/07	09/12/07	000867526	38508	67,020	48,860	18,160	27.1%	COPR	HORWITH	JTLX30109
08/13/07	09/12/07	000867527	38509	67,840	50,140	17,700	26.1%	COPR	HORWITH	JTLX30109
08/13/07	09/12/07	000867528	38510	14,840	49,540	(34,700)	-233.8%	COPR	HORWITH	JTLX30109
08/13/07	09/05/07	000867529	38511	22,580	50,740	(28,160)	-124.7%	COPR	HORWITH	CHUX196
08/13/07	09/05/07	000867530	38512	67,680	51,380	16,300	24.1%	COPR	HORWITH	CHUX196
08/13/07	09/05/07	000867531	38513	68,080	51,360	16,720	24.6%	COPR	HORWITH	CHUX196
08/13/07	09/05/07	000867532	38514	42,820	50,060	(7,240)	-16.9%	COPR	HORWITH	CHUX196
08/13/07	09/12/07	000867533	38515	20,120	50,020	(29,900)	-148.6%	COPR	HORWITH	JTLX175

Honeywell

HONEYWELL SA-7 USE HAZARDOUS WASTE TRACKING (2006)										
Date Shipped	Date of Return Manifest	State Manifest	Man. Doc #	Facilty Manifest Weight (lbs)	Estimated Weight (lbs)	Manifest - Estimate (lbs)	Manifest - Estimate (%)	Material	Transporter	RAILCAR #
08/13/07	09/12/07	000867534	38516	77,240	50,780	26,460	34.3%	COPR	HORWITH	JTLX175
08/13/07	09/12/07	000867535	38517	77,560	50,480	27,080	34.9%	COPR	HORWITH	JTLX175
08/13/07	09/12/07	000867536	38518	24,460	51,280	(26,820)	-109.6%	COPR	HORWITH	JTLX175
08/13/07	09/05/07	000867537	38519	15,600	52,220	(36,620)	-234.7%	COPR	HORWITH	CEFX33567
08/13/07	09/05/07	000867538	38520	67,900	51,100	16,800	24.7%	COPR	HORWITH	CEFX33567
08/13/07	09/05/07	000867539	38521	76,540	48,920	27,620	36.1%	COPR	HORWITH	CEFX33567
08/13/07	09/05/07	000867540	38522	39,980	50,120	(10,140)	-25.4%	COPR	HORWITH	CEFX33567
08/13/07	09/12/07	000867541	38523	28,640	52,220	(23,580)	-82.3%	COPR	HORWITH	CHUX200
08/13/07	09/12/07	000867542	38524	28,640	50,640	(22,000)	-76.8%	COPR	HORWITH	CHUX200
08/13/07	09/05/07	000867543	38525	25,580	50,000	(24,420)	-95.5%	COPR	HORWITH	CHUX129
08/13/07	09/05/07	000867544	38526	64,020	48,460	15,560	24.3%	COPR	HORWITH	CHUX129
08/13/07	09/05/07	000867545	38527	77,380	49,440	27,940	36.1%	COPR	HORWITH	CHUX129
08/13/07	09/05/07	000867546	38528	26,820	49,920	(23,100)	-86.1%	COPR	HORWITH	CHUX129
08/13/07	09/05/07	000867547	38529	38,580	49,380	(10,800)	-28.0%	COPR	HORWITH	CITX300123
08/13/07	09/05/07	000867548	38530	66,020	51,360	14,660	22.2%	COPR	HORWITH	CITX300123
08/13/07	09/05/07	000867549	38531	66,200	49,100	17,100	25.8%	COPR	HORWITH	CITX300123
08/13/07	09/05/07	000867550	38532	26,140	49,660	(23,520)	-90.0%	COPR	HORWITH	CITX300123
08/13/07	09/05/07	000867551	38533	50,760	49,180	1,580	3.1%	COPR	HORWITH	JTLX30148
08/13/07	09/05/07	000867552	38534	68,900	51,440	17,460	25.3%	COPR	HORWITH	JTLX30148
08/13/07	09/05/07	000867553	38535	67,720	51,900	15,820	23.4%	COPR	HORWITH	JTLX30148
08/13/07	09/05/07	000867554	38536	12,840	51,080	(38,240)	-297.8%	COPR	HORWITH	JTLX30148
08/13/07	09/05/07	000867555	38537	16,160	51,360	(35,200)	-217.8%	COPR	HORWITH	JTLX265
08/14/07	09/12/07	000867556	38538	22,740	50,780	(28,040)	-123.3%	COPR	HORWITH	CEFX33346
08/14/07	09/12/07	000867557	38539	67,360	51,320	16,040	23.8%	COPR	HORWITH	CEFX33346
08/14/07	09/12/07	000867558	38540	67,960	49,480	18,480	27.2%	COPR	HORWITH	CEFX33346
08/14/07	09/12/07	000867559	38541	40,580	50,840	(10,260)	-25.3%	COPR	HORWITH	CEFX33346
08/14/07	09/12/07	000867560	38542	36,000	49,460	(13,460)	-37.4%	COPR	HORWITH	CEFX35840
08/14/07	09/12/07	000867561	38543	76,200	49,340	26,860	35.2%	COPR	HORWITH	CEFX35840
08/14/07	09/12/07	000867562	38544	21,680	50,720	(29,040)	-133.9%	COPR	HORWITH	CEFX35840
08/14/07	09/12/07	000867563	38545	68,160	50,460	17,700	26.0%	COPR	HORWITH	CEFX35840
08/14/07	09/12/07	000867564	38546	20,680	49,040	(28,360)	-137.1%	COPR	HORWITH	JTLX30147
08/14/07	09/12/07	000867565	38547	67,760	51,020	16,740	24.7%	COPR	HORWITH	JTLX30147
08/14/07	09/12/07	000867566	38548	67,780	50,360	17,420	25.7%	COPR	HORWITH	JTLX30147
08/14/07	09/12/07	000867567	38549	44,140	50,600	(6,460)	-14.6%	COPR	HORWITH	JTLX30147
08/14/07	09/12/07	000867568	38550	46,740	49,900	(3,160)	-6.8%	COPR	HORWITH	CHUX146
08/14/07	09/12/07	000867569	38551	76,920	49,360	27,560	35.8%	COPR	HORWITH	CHUX146
08/14/07	09/12/07	000867570	38552	38,520	50,420	(11,900)	-30.9%	COPR	HORWITH	CHUX146
08/14/07	09/05/07	000867571	38553	36,280	48,000	(11,720)	-32.3%	COPR	HORWITH	CHUX198
08/14/07	09/12/07	000867572	38554	38,520	50,220	(11,700)	-30.4%	COPR	HORWITH	CHUX146
08/14/07	09/05/07	000867573	38555	68,860	51,220	17,640	25.6%	COPR	HORWITH	CHUX198
08/14/07	09/05/07	000867574	38556	66,740	49,420	17,320	26.0%	COPR	HORWITH	CHUX198
08/14/07	09/05/07	000867575	38557	28,440	49,480	(21,040)	-74.0%	COPR	HORWITH	CHUX198
08/14/07	09/05/07	000867576	38558	22,380	50,560	(28,180)	-125.9%	COPR	HORWITH	CHUX125
08/14/07	09/05/07	000867577	38559	77,580	50,600	26,980	34.8%	COPR	HORWITH	CHUX125
08/14/07	09/05/07	000867578	38560	68,920	50,760	18,160	26.3%	COPR	HORWITH	CHUX125
08/14/07	09/05/07	000867579	38561	30,920	49,560	(18,640)	-60.3%	COPR	HORWITH	CHUX125
08/14/07	09/10/07	000867580	38562	76,520	49,260	27,260	35.6%	COPR	HORWITH	MHFX5600
08/14/07	09/10/07	000867581	38563	24,640	50,900	(26,260)	-106.6%	COPR	HORWITH	MHFX5600
08/14/07	09/10/07	000867582	38564	68,220	48,620	19,600	28.7%	COPR	HORWITH	MHFX5600
08/14/07	09/05/07	000867583	38565	66,640	48,100	18,540	27.8%	COPR	HORWITH	CHUX193
08/14/07	09/10/07	000867584	38566	24,620	49,260	(24,640)	-100.1%	COPR	HORWITH	MHFX5600
08/14/07	09/05/07	000867585	38567	77,060	50,840	26,220	34.0%	COPR	HORWITH	CHUX193
08/14/07	09/05/07	000867586	38568	27,380	50,940	(23,560)	-86.0%	COPR	HORWITH	CHUX193
08/14/07	09/05/07	000867587	38569	27,400	51,300	(23,900)	-87.2%	COPR	HORWITH	CHUX193
08/14/07	09/05/07	000867588	38570	69,320	52,040	17,280	24.9%	COPR	HORWITH	CEFX31067
08/14/07	09/05/07	000867589	38571	67,180	52,180	15,000	22.3%	COPR	HORWITH	CEFX31067
08/14/07	09/05/07	000867590	38572	54,760	49,740	5,020	9.2%	COPR	HORWITH	CHUX277
08/14/07	09/05/07	000867591	38573	76,600	49,300	27,300	35.6%	COPR	HORWITH	CHUX277
08/14/07	09/05/07	000867592	38574	33,180	49,260	(16,080)	-48.5%	COPR	HORWITH	CHUX277
08/14/07	09/05/07	000867593	38575	33,200	50,000	(16,800)	-50.6%	COPR	HORWITH	CHUX277
08/14/07	09/05/07	000867594	38576	66,980	49,960	17,020	25.4%	COPR	HORWITH	CHUX133
08/14/07	09/05/07	000867595	38577	68,720	49,420	19,300	28.1%	COPR	HORWITH	CHUX133
08/14/07	09/05/07	000867596	38578	34,600	50,520	(15,920)	-46.0%	COPR	HORWITH	CHUX133
08/14/07	09/05/07	000867597	38579	34,580	49,840	(15,260)	-44.1%	COPR	HORWITH	CHUX133
08/14/07	10/01/07	000867598	38580	76,940	50,740	26,200	34.1%	COPR	HORWITH	CHUX319
08/14/07	10/01/07	000867599	38581	76,980	51,240	25,740	33.4%	COPR	HORWITH	CHUX319
08/14/07	10/01/07	000867600	38582	38,700	50,300	(11,600)	-30.0%	COPR	HORWITH	CHUX319
08/14/07	10/01/07	000867601	38583	38,720	51,860	(13,140)	-33.9%	COPR	HORWITH	CHUX319
08/14/07	09/05/07	000867602	38584	68,240	50,760	17,480	25.6%	COPR	HORWITH	NDYX320465
08/14/07	09/05/07	000867603	38585	78,480	50,980	27,500	35.0%	COPR	HORWITH	NDYX320465
08/14/07	09/05/07	000867604	38586	30,980	50,300	(19,320)	-62.4%	COPR	HORWITH	NDYX320465
08/14/07	09/05/07	000867605	38587	30,980	50,700	(19,720)	-63.7%	COPR	HORWITH	NDYX320465
08/14/07	09/05/07	000867606	38588	66,920	50,320	16,600	24.8%	COPR	HORWITH	CITX300151
08/14/07	09/05/07	000867607	38589	7,600	50,440	(42,840)	-563.7%	COPR	HORWITH	CITX300151

Honeywell

HONEYWELL SA-7 USE HAZARDOUS WASTE TRACKING (2006)										
Date Shipped	Date of Return Manifest	State Manifest	Man. Doc #	Facilty Manifest Weight (lbs)	Estimated Weight (lbs)	Manifest - Estimate (lbs)	Manifest - Estimate (%)	Material	Transporter	RAILCAR #
08/14/07	09/05/07	000867609	38590	77,420	50,840	26,580	34.3%	COPR	HORWITH	CITX300151
08/14/07	09/05/07	000867610	38591	49,880	49,960	(80)	-0.2%	COPR	HORWITH	CITX300151
08/14/07	09/05/07	000867611	38592	30,360	49,980	(19,620)	-64.6%	COPR	HORWITH	CEFX31067
08/14/07	09/05/07	000867612	38593	31,060	48,320	(17,260)	-55.6%	COPR	HORWITH	CEFX31067
08/14/07	09/05/07	000867613	38594	6,880	48,500	(41,620)	-604.9%	COPR	HORWITH	CEFX35237
08/14/07	09/05/07	000867614	38595	67,940	49,920	18,020	26.5%	COPR	HORWITH	CEFX35237
08/14/07	09/05/07	000867615	38596	67,940	48,280	19,660	28.9%	COPR	HORWITH	CEFX35237
08/14/07	09/05/07	000867616	38597	52,360	48,960	3,400	6.5%	COPR	HORWITH	CEFX35237
08/14/07	09/05/07	000867617	38598	77,600	50,680	26,920	34.7%	COPR	HORWITH	JTLX30117
08/14/07	09/05/07	000867618	38599	48,460	49,840	(1,380)	-2.8%	COPR	HORWITH	JTLX30117
08/14/07	09/05/07	000867619	38600	38,500	50,420	(11,920)	-31.0%	COPR	HORWITH	JTLX30117
08/14/07	09/05/07	000867620	38601	38,500	50,080	(11,580)	-30.1%	COPR	HORWITH	JTLX30117
08/14/07	09/12/07	000867621	38602	69,100	52,320	16,780	24.3%	COPR	HORWITH	JTLX30142
08/14/07	09/12/07	000867622	38603	68,920	49,720	19,200	27.9%	COPR	HORWITH	JTLX30142
08/14/07	09/12/07	000867623	38604	33,360	48,860	(15,500)	-46.5%	COPR	HORWITH	JTLX30142
08/14/07	09/12/07	000867624	38605	33,340	50,920	(17,580)	-52.7%	COPR	HORWITH	JTLX30142
08/15/07	09/10/07	000867626	38606	18,220	50,520	(32,300)	-177.3%	COPR	HORWITH	CITX300159
08/15/07	09/10/07	000867627	38607	70,200	49,880	20,320	28.9%	COPR	HORWITH	CITX300159
08/15/07	09/10/07	000867628	38608	76,680	49,020	27,660	36.1%	COPR	HORWITH	CITX300159
08/15/07	09/10/07	000867629	38609	31,680	50,020	(18,340)	-57.9%	COPR	HORWITH	CITX300159
08/15/07	09/10/07	000867630	38610	10,760	50,960	(40,200)	-373.6%	COPR	HORWITH	CITX30011
08/15/07	09/10/07	000867631	38611	68,540	49,160	19,380	28.3%	COPR	HORWITH	CITX30011
08/15/07	09/10/07	000867632	38612	77,080	50,180	26,900	34.9%	COPR	HORWITH	CITX30011
08/15/07	09/10/07	000867633	38613	43,020	49,540	(6,520)	-15.2%	COPR	HORWITH	CITX30011
08/15/07	09/10/07	000867634	38614	57,680	50,220	7,460	12.9%	COPR	HORWITH	CHUX178
08/15/07	09/10/07	000867635	38615	76,980	51,420	25,560	33.2%	COPR	HORWITH	CHUX178
08/15/07	09/10/07	000867636	38616	33,500	48,840	(15,340)	-45.8%	COPR	HORWITH	CHUX188
08/15/07	09/10/07	000867637	38617	33,040	48,560	(15,520)	-47.0%	COPR	HORWITH	CHUX178
08/15/07	09/10/07	000867638	38618	33,040	51,300	(18,260)	-55.3%	COPR	HORWITH	CHUX178
08/15/07	09/10/07	000867639	38619	61,720	51,300	10,420	16.9%	COPR	HORWITH	CEFX35824
08/15/07	09/10/07	000867640	38620	65,820	51,600	14,220	21.6%	COPR	HORWITH	CEFX35824
08/15/07	09/10/07	000867641	38621	34,120	50,020	(15,900)	-46.6%	COPR	HORWITH	CEFX35824
08/15/07	09/10/07	000867642	38622	34,120	50,620	(16,500)	-48.4%	COPR	HORWITH	CEFX35824
08/15/07	09/10/07	000867643	38623	67,840	50,040	17,800	26.2%	COPR	HORWITH	CITX300128
08/15/07	09/10/07	000867644	38624	77,140	49,960	27,180	35.2%	COPR	HORWITH	CITX300128
08/15/07	09/10/07	000867645	38625	28,420	49,260	(20,840)	-73.3%	COPR	HORWITH	CITX300128
08/15/07	09/10/07	000867646	38626	28,440	49,860	(21,420)	-75.3%	COPR	HORWITH	CITX300128
08/15/07	09/10/07	000867647	38627	67,760	51,520	16,240	24.0%	COPR	HORWITH	JTLX257
08/15/07	09/10/07	000867648	38628	67,820	51,080	16,740	24.7%	COPR	HORWITH	JTLX257
08/15/07	09/10/07	000867649	38629	10,840	50,320	(39,480)	-364.2%	COPR	HORWITH	JTLX257
08/15/07	09/10/07	000867650	38630	67,820	50,140	17,680	26.1%	COPR	HORWITH	JTLX30136
08/15/07	09/10/07	000867651	38631	52,960	49,900	3,060	5.8%	COPR	HORWITH	JTLX257
08/15/07	09/10/07	000867652	38632	14,940	48,160	(33,220)	-222.4%	COPR	HORWITH	JTLX30136
08/15/07	09/10/07	000867653	38633	76,720	50,680	26,040	33.9%	COPR	HORWITH	JTLX30136
08/15/07	09/10/07	000867654	38634	39,480	51,160	(11,680)	-29.6%	COPR	HORWITH	JTLX30136
08/15/07	09/10/07	000867655	38635	69,560	50,980	18,580	26.7%	COPR	HORWITH	CHUX188
08/15/07	09/10/07	000867656	38636	67,520	50,900	16,620	24.6%	COPR	HORWITH	CHUX188
08/15/07	09/10/07	000867657	38637	33,500	51,280	(17,780)	-53.1%	COPR	HORWITH	CHUX188
08/15/07	09/10/07	000867659	38638	48,680	51,180	(2,500)	-5.1%	COPR	HORWITH	CHUX255
08/15/07	09/10/07	000867660	38639	77,500	48,240	29,260	37.8%	COPR	HORWITH	CHUX255
08/15/07	09/10/07	000867661	38640	34,700	49,300	(14,600)	-42.1%	COPR	HORWITH	CHUX255
08/15/07	09/10/07	000867662	38641	34,680	48,020	(13,340)	-38.5%	COPR	HORWITH	CHUX255
08/15/07	09/10/07	000867663	38642	28,560	51,060	(22,500)	-78.8%	COPR	HORWITH	CHUX289
08/15/07	09/10/07	000867664	38643	77,820	50,900	26,920	34.6%	COPR	HORWITH	CHUX289
08/15/07	09/10/07	000859649	38644	77,180	50,960	26,220	34.0%	COPR	HORWITH	CHUX289
08/15/07	09/10/07	000867669	38645	19,880	51,260	(31,380)	-157.8%	COPR	HORWITH	CHUX289
08/15/07	09/10/07	000867670	38646	26,380	50,760	(24,380)	-92.4%	COPR	HORWITH	CITX300163
08/15/07	09/10/07	000867671	38647	67,360	51,160	16,200	24.0%	COPR	HORWITH	CITX300163
08/15/07	09/10/07	000867672	38648	69,400	50,140	19,260	27.8%	COPR	HORWITH	CITX300163
08/15/07	09/10/07	000867673	38649	37,840	50,120	(12,280)	-32.5%	COPR	HORWITH	CITX300163
08/15/07	09/10/07	000867674	38650	68,320	50,200	18,120	26.5%	COPR	HORWITH	JTLX80
08/15/07	09/10/07	000867675	38651	37,200	50,220	(13,020)	-35.0%	COPR	HORWITH	JTLX80
08/15/07	09/10/07	000867676	38652	75,520	50,260	25,260	33.4%	COPR	HORWITH	JTLX80
08/15/07	09/10/07	000867677	38653	16,860	49,580	(32,720)	-194.1%	COPR	HORWITH	JTLX80
08/15/07	09/10/07	000867678	38654	67,340	49,620	17,720	26.3%	COPR	HORWITH	NDYX320467
08/15/07	09/10/07	000867679	38655	50,560	50,860	(300)	-0.6%	COPR	HORWITH	NDYX320467
08/15/07	09/10/07	000867680	38656	68,020	50,780	17,240	25.3%	COPR	HORWITH	NDYX320467
08/15/07	09/10/07	000867681	38657	16,320	52,060	(35,740)	-219.0%	COPR	HORWITH	NDYX320467
08/15/07	09/10/07	000867682	38658	51,660	51,000	660	1.3%	COPR	HORWITH	CEFX33411
08/15/07	09/10/07	000867683	38659	76,260	50,640	25,620	33.6%	COPR	HORWITH	CEFX33411
08/15/07	09/10/07	000867684	38660	66,400	51,240	15,160	22.8%	COPR	HORWITH	CEFX33411
08/15/07	09/10/07	000867685	38661	6,100	49,840	(43,740)	-717.0%	COPR	HORWITH	CEFX33411
08/15/07	09/05/07	000867686	38662	60,740	50,600	10,140	16.7%	COPR	HORWITH	CITX300108
08/15/07	09/05/07	000867687	38663	77,500	50,980	26,520	34.2%	COPR	HORWITH	CITX300108

Honeywell

HONEYWELL SA-7 USE HAZARDOUS WASTE TRACKING (2006)										
Date Shipped	Date of Return Manifest	State Manifest	Man. Doc #	Facilty Manifest Weight (lbs)	Estimated Weight (lbs)	Manifest - Estimate (lbs)	Manifest - Estimate (%)	Material	Transporter	RAILCAR #
08/15/07	09/05/07	000867688	38664	34,400	51,040	(16,640)	-48.4%	COPR	HORWITH	CITX300108
08/15/07	09/05/07	000867689	38665	34,400	51,200	(16,800)	-48.8%	COPR	HORWITH	CITX300108
08/15/07	09/05/07	000867690	38666	76,880	50,100	26,780	34.8%	COPR	HORWITH	JTLX265
08/15/07	09/05/07	000867691	38667	66,280	51,060	15,220	23.0%	COPR	HORWITH	JTLX265
08/15/07	09/05/07	000867692	38668	44,140	50,200	(6,060)	-13.7%	COPR	HORWITH	JTLX265
08/16/07	09/05/07	000867694	38669	76,620	50,200	26,420	34.5%	COPR	HORWITH	CITX300120
08/16/07	09/05/07	000859650	38670	37,520	48,060	(10,540)	-28.1%	COPR	HORWITH	MHFX5641
08/16/07	09/05/07	000859651	38671	66,380	49,180	17,200	25.9%	COPR	HORWITH	MHFX5641
08/16/07	09/05/07	000859652	38672	67,160	50,680	16,480	24.5%	COPR	HORWITH	MHFX5641
08/16/07	09/05/07	000859653	38673	24,840	49,920	(25,080)	-101.0%	COPR	HORWITH	MHFX5641
08/16/07	09/05/07	000859654	38674	28,460	50,780	(22,320)	-78.4%	COPR	HORWITH	CHUX325
08/16/07	09/05/07	000859655	38675	68,760	49,240	19,520	28.4%	COPR	HORWITH	CHUX325
08/16/07	09/05/07	000859656	38676	67,560	49,320	18,240	27.0%	COPR	HORWITH	CHUX325
08/16/07	09/05/07	000859657	38677	77,260	51,580	25,680	33.2%	COPR	HORWITH	CITX300120
08/16/07	09/05/07	000867693	38678	31,980	49,240	(17,260)	-54.0%	COPR	HORWITH	CHUX325
08/16/07	09/05/07	000867695	38679	24,240	50,420	(26,180)	-108.0%	COPR	HORWITH	CITX300120
08/16/07	09/05/07	000867696	38680	24,240	49,300	(25,060)	-103.4%	COPR	HORWITH	CITX300120
08/16/07	09/05/07	000867697	38681	56,800	50,860	5,940	10.5%	COPR	HORWITH	CITX300103
08/16/07	09/05/07	000867698	38682	67,240	51,480	15,760	23.4%	COPR	HORWITH	CITX300103
08/16/07	09/05/07	000867699	38683	66,680	50,220	16,460	24.7%	COPR	HORWITH	CITX300103
08/16/07	09/05/07	000867700	38684	10,280	50,200	(39,920)	-388.3%	COPR	HORWITH	CITX300103
08/16/07	09/05/07	000867701	38685	52,880	50,240	2,640	5.0%	COPR	HORWITH	CEFX33557
08/16/07	09/05/07	000867702	38686	69,040	51,140	17,900	25.9%	COPR	HORWITH	CEFX33557
08/16/07	09/05/07	000867703	38687	12,460	50,000	(37,540)	-301.3%	COPR	HORWITH	CEFX33557
08/16/07	09/05/07	000867704	38688	67,640	50,800	16,840	24.9%	COPR	HORWITH	CEFX33557
08/16/07	09/05/07	000867705	38689	14,820	48,560	(33,740)	-227.7%	COPR	HORWITH	CEFX31057
08/16/07	09/05/07	000867706	38690	24,880	49,580	(24,700)	-99.3%	COPR	HORWITH	CEFX31057
08/16/07	09/05/07	000867707	38691	77,060	48,980	28,080	36.4%	COPR	HORWITH	CEFX31057
08/16/07	09/05/07	000867708	38692	78,040	48,100	29,940	38.4%	COPR	HORWITH	CEFX31057
08/16/07	09/10/07	000867709	38693	8,940	48,000	(39,060)	-436.9%	COPR	HORWITH	MHFX5672
08/16/07	09/10/07	000867710	38694	67,000	47,500	19,500	29.1%	COPR	HORWITH	MHFX5672
08/16/07	09/10/07	000867711	38695	69,100	50,480	18,620	26.9%	COPR	HORWITH	MHFX5672
08/16/07	09/10/07	000867712	38696	52,520	47,000	5,520	10.5%	COPR	HORWITH	MHFX5672
08/16/07	09/05/07	000867713	38697	67,260	47,120	20,140	29.9%	COPR	HORWITH	HLMX1101
08/16/07	09/05/07	000867714	38698	69,460	50,720	18,740	27.0%	COPR	HORWITH	HLMX1101
08/16/07	09/05/07	000867715	38699	27,480	50,780	(23,300)	-84.8%	COPR	HORWITH	HLMX1101
08/16/07	09/05/07	000867716	38700	27,500	50,580	(23,080)	-83.9%	COPR	HORWITH	HLMX1101
08/16/07	09/10/07	000867717	38701	61,520	50,880	10,640	17.3%	COPR	HORWITH	NDYX320342
08/16/07	09/10/07	000867718	38702	67,300	50,320	16,980	25.2%	COPR	HORWITH	NDYX320342
08/16/07	09/10/07	000867719	38703	64,560	50,580	13,980	21.7%	COPR	HORWITH	NDYX320342
08/16/07	09/10/07	000867720	38704	9,380	49,660	(40,280)	-429.4%	COPR	HORWITH	NDYX320342
08/16/07	09/10/07	000867721	38705	44,180	48,080	(3,900)	-8.8%	COPR	HORWITH	CITX300124
08/16/07	09/10/07	000867722	38706	77,780	50,560	27,220	35.0%	COPR	HORWITH	CITX300124
08/16/07	09/10/07	000867723	38707	34,340	48,380	(14,040)	-40.9%	COPR	HORWITH	CITX300124
08/16/07	09/10/07	000867724	38708	34,340	48,820	(14,480)	-42.2%	COPR	HORWITH	CITX300124
08/16/07	09/10/07	000867725	38709	26,060	49,100	(23,040)	-88.4%	COPR	HORWITH	JTLX30172
08/16/07	09/10/07	000867726	38710	67,060	50,680	16,380	24.4%	COPR	HORWITH	JTLX30172
08/16/07	09/10/07	000867727	38711	77,160	50,480	26,680	34.6%	COPR	HORWITH	JTLX30172
08/16/07	09/10/07	000867728	38712	33,340	51,160	(17,820)	-53.4%	COPR	HORWITH	JTLX30172
08/16/07	09/05/07	000867729	38713	16,540	51,060	(34,520)	-208.7%	COPR	HORWITH	MHFX5635
08/16/07	09/05/07	000867730	38714	76,180	49,820	26,360	34.6%	COPR	HORWITH	MHFX5635
08/16/07	09/05/07	000867731	38715	67,860	51,160	16,700	24.6%	COPR	HORWITH	MHFX5635
08/16/07	09/05/07	000867732	38716	42,140	50,940	(8,800)	-20.9%	COPR	HORWITH	MHFX5635
08/16/07	09/21/07	000867733	38717	53,980	50,700	3,280	6.1%	COPR	HORWITH	JTLX30162
08/16/07	09/21/07	000867734	38718	77,440	50,560	26,880	34.7%	COPR	HORWITH	JTLX30162
08/16/07	09/21/07	000867735	38719	34,040	50,440	(16,400)	-48.2%	COPR	HORWITH	JTLX30162
08/16/07	09/10/07	000867736	38720	76,600	50,700	25,900	33.8%	COPR	HORWITH	JTLX30153
08/16/07	09/21/07	000867737	38721	34,040	50,040	(16,000)	-47.0%	COPR	HORWITH	JTLX30162
08/16/07	09/10/07	000867738	38722	58,300	49,700	8,600	14.8%	COPR	HORWITH	JTLX30153
08/16/07	09/10/07	000867739	38723	34,200	50,000	(15,800)	-46.2%	COPR	HORWITH	JTLX30153
08/16/07	09/10/07	000867740	38724	34,200	50,220	(16,020)	-46.8%	COPR	HORWITH	JTLX30153
08/16/07	09/05/07	000867741	38725	9,320	51,040	(41,720)	-447.6%	COPR	HORWITH	CHUX150
08/16/07	09/05/07	000867742	38726	76,980	51,760	25,220	32.8%	COPR	HORWITH	CHUX150
08/16/07	09/05/07	000867743	38727	68,640	51,420	17,220	25.1%	COPR	HORWITH	CHUX150
08/16/07	09/05/07	000867744	38728	45,960	49,620	(3,660)	-8.0%	COPR	HORWITH	CHUX150
08/16/07	09/05/07	000867745	38729	69,680	50,700	18,980	27.2%	COPR	HORWITH	CHUX313
08/16/07	09/05/07	000867746	38730	21,640	49,860	(28,220)	-130.4%	COPR	HORWITH	CHUX313
08/16/07	09/05/07	000867747	38731	67,300	50,780	16,520	24.5%	COPR	HORWITH	CHUX313
08/16/07	09/05/07	000867748	38732	40,740	51,200	(10,460)	-25.7%	COPR	HORWITH	CHUX313
08/16/07	09/12/07	000867749	38733	10,720	52,560	(41,840)	-390.3%	COPR	HORWITH	CEFX33449
08/16/07	09/12/07	000867750	38734	75,860	49,920	25,940	34.2%	COPR	HORWITH	CEFX33449
08/17/07	09/10/07	000867751	38735	39,720	49,200	(9,480)	-23.9%	COPR	HORWITH	JTLX30108
08/17/07	09/10/07	000867752	38736	68,980	50,100	18,880	27.4%	COPR	HORWITH	JTLX30108
08/17/07	09/10/07	000867753	38737	67,840	48,760	19,080	28.1%	COPR	HORWITH	JTLX30108
08/17/07	09/10/07	000867754	38738	19,600	49,940	(30,340)	-154.8%	COPR	HORWITH	JTLX30108

Honeywell

HONEYWELL SA-7 USE HAZARDOUS WASTE TRACKING (2006)										
Date Shipped	Date of Return Manifest	State Manifest	Man. Doc #	Facilty Manifest Weight (lbs)	Estimated Weight (lbs)	Manifest - Estimate (lbs)	Manifest - Estimate (%)	Material	Transporter	RAILCAR #
08/17/07	09/10/07	000867755	38739	48,020	50,120	(2,100)	-4.4%	COPR	HORWITH	JTLX30104
08/17/07	09/10/07	000867756	38740	66,400	50,120	16,280	24.5%	COPR	HORWITH	JTLX30104
08/17/07	09/10/07	000867757	38741	20,820	50,780	(29,960)	-143.9%	COPR	HORWITH	JTLX30104
08/17/07	09/10/07	000867758	38742	68,160	50,580	17,580	25.8%	COPR	HORWITH	JTLX30104
08/17/07	09/10/07	000867759	38743	26,900	50,780	(23,880)	-88.8%	COPR	HORWITH	CEFX35248
08/17/07	09/10/07	000867760	38744	77,380	50,940	26,440	34.2%	COPR	HORWITH	CEFX35248
08/17/07	09/10/07	000867761	38745	67,820	50,220	17,600	26.0%	COPR	HORWITH	CEFX32187
08/17/07	09/10/07	000867762	38746	69,100	51,740	17,360	25.1%	COPR	HORWITH	CEFX35248
08/17/07	09/10/07	000867763	38747	78,940	50,080	28,860	36.6%	COPR	HORWITH	NDYX320329
08/17/07	09/10/07	000867764	38748	27,600	48,000	(20,400)	-73.9%	COPR	HORWITH	CEFX35248
08/17/07	09/10/07	000867765	38749	77,000	52,220	24,780	32.2%	COPR	HORWITH	NDYX320329
08/17/07	09/10/07	000867766	38750	21,040	50,420	(29,380)	-139.6%	COPR	HORWITH	NDYX320329
08/17/07	09/10/07	000867767	38751	21,040	50,540	(29,500)	-140.2%	COPR	HORWITH	NDYX320329
08/17/07	09/10/07	000867768	38752	28,600	51,100	(22,500)	-78.7%	COPR	HORWITH	CEFX32187
08/17/07	09/10/07	000867769	38753	67,880	48,020	19,860	29.3%	COPR	HORWITH	CEFX32187
08/17/07	09/12/07	000867770	38754	67,400	47,020	20,380	30.2%	COPR	HORWITH	CEFX33449
08/17/07	09/10/07	000867771	38755	37,960	47,640	(9,680)	-25.5%	COPR	HORWITH	CEFX32187
08/17/07	09/12/07	000867772	38756	46,060	51,160	(5,100)	-11.1%	COPR	HORWITH	CEFX33449
08/17/07	09/12/07	000867773	38757	67,360	50,060	17,300	25.7%	COPR	HORWITH	CHUX330
08/17/07	09/12/07	000867774	38758	67,520	50,100	17,420	25.8%	COPR	HORWITH	CHUX330
08/17/07	09/12/07	000867775	38759	32,920	49,320	(16,400)	-49.8%	COPR	HORWITH	CHUX330
08/17/07	09/12/07	000867776	38760	32,920	50,020	(17,100)	-51.9%	COPR	HORWITH	CHUX330
08/17/07	09/12/07	000867777	38761	28,960	48,620	(19,660)	-67.9%	COPR	HORWITH	CHUX175
08/17/07	09/12/07	000867778	38762	67,800	49,640	18,160	26.8%	COPR	HORWITH	CHUX175
08/17/07	09/12/07	000867779	38763	67,860	49,560	18,300	27.0%	COPR	HORWITH	CHUX175
08/17/07	09/12/07	000867780	38764	33,820	51,840	(18,020)	-53.3%	COPR	HORWITH	CHUX175
08/17/07	09/21/07	000867781	38765	57,660	51,280	6,380	11.1%	COPR	HORWITH	JTLX130
08/17/07	09/21/07	000867782	38766	69,120	48,480	20,640	29.9%	COPR	HORWITH	JTLX130
08/17/07	09/21/07	000867783	38767	33,520	49,560	(16,040)	-47.9%	COPR	HORWITH	JTLX130
08/17/07	09/21/07	000867784	38768	33,520	49,240	(15,720)	-46.9%	COPR	HORWITH	JTLX130
08/17/07	09/21/07	000867785	38769	76,240	48,820	27,420	36.0%	COPR	HORWITH	JTLX30116
08/17/07	09/21/07	000867786	38770	24,700	51,640	(26,940)	-109.1%	COPR	HORWITH	JTLX30116
08/17/07	09/21/07	000867787	38771	24,680	49,620	(24,940)	-101.1%	COPR	HORWITH	JTLX30116
08/17/07	09/21/07	000867788	38772	68,460	51,540	16,920	24.7%	COPR	HORWITH	JTLX30116
08/17/07	09/21/07	000867789	38773	67,800	51,880	15,920	23.5%	COPR	HORWITH	JTLX30110
08/17/07	09/21/07	000867790	38774	76,740	51,500	25,240	32.9%	COPR	HORWITH	JTLX30110
08/17/07	09/21/07	000867791	38775	33,800	51,420	(17,620)	-52.1%	COPR	HORWITH	JTLX30110
08/17/07	09/21/07	000867792	38776	33,780	50,840	(17,060)	-50.5%	COPR	HORWITH	JTLX30110
08/17/07	09/12/07	000867793	38777	29,040	51,740	(22,700)	-78.2%	COPR	HORWITH	JTLX30168
08/17/07	09/12/07	000867794	38778	38,380	51,440	(13,060)	-34.0%	COPR	HORWITH	JTLX30168
08/17/07	09/12/07	000867795	38779	67,500	52,220	15,280	22.6%	COPR	HORWITH	JTLX30168
08/17/07	09/12/07	000867796	38780	68,600	50,700	17,900	26.1%	COPR	HORWITH	JTLX30168
08/17/07	09/13/07	000867797	38781	45,320	52,360	(7,040)	-15.5%	COPR	HORWITH	JTLX30107
08/17/07	09/13/07	000867798	38782	76,660	52,060	24,600	32.1%	COPR	HORWITH	JTLX30107
08/17/07	09/13/07	000867799	38783	68,300	50,860	17,440	25.5%	COPR	HORWITH	JTLX30107
08/17/07	09/13/07	000867800	38784	7,460	52,020	(44,560)	-597.3%	COPR	HORWITH	JTLX30107
08/17/07	09/12/07	000867801	38785	32,500	51,320	(18,820)	-57.9%	COPR	HORWITH	CEFX33343
08/17/07	09/12/07	000867802	38786	67,940	49,120	18,820	27.7%	COPR	HORWITH	CEFX33343
08/17/07	09/12/07	000867803	38787	31,480	48,040	(16,560)	-52.6%	COPR	HORWITH	CEFX33343
08/17/07	09/12/07	000867804	38788	64,920	48,920	16,000	24.6%	COPR	HORWITH	CEFX33343
08/17/07	09/13/07	000867805	38789	25,640	49,100	(23,460)	-91.5%	COPR	HORWITH	CEFX31032
08/17/07	09/13/07	000867806	38790	69,040	50,700	18,340	26.6%	COPR	HORWITH	CEFX31032
08/17/07	09/13/07	000867807	38791	68,220	49,700	18,520	27.1%	COPR	HORWITH	CEFX31032
08/17/07	09/13/07	000867808	38792	30,060	48,380	(18,320)	-60.9%	COPR	HORWITH	CEFX31032
08/17/07	09/13/07	000867809	38793	23,760	50,280	(26,520)	-111.6%	COPR	HORWITH	CITX300106
08/17/07	09/13/07	000867810	38794	68,440	50,740	17,700	25.9%	COPR	HORWITH	CITX300106
08/17/07	09/13/07	000867811	38795	67,720	51,940	15,780	23.3%	COPR	HORWITH	CITX300106
08/17/07	09/13/07	000867812	38796	41,820	52,420	(10,600)	-25.3%	COPR	HORWITH	CITX300106
08/17/07	09/21/07	000867813	38797	68,420	49,460	18,960	27.7%	COPR	HORWITH	CHUX217
08/20/07	09/13/07	000867814	38798	76,880	49,840	27,040	35.2%	COPR	HORWITH	MHFX5658
08/20/07	09/13/07	000867815	38799	67,960	50,420	17,540	25.8%	COPR	HORWITH	MHFX5658
08/20/07	09/13/07	000867816	38800	26,460	50,460	(24,000)	-90.7%	COPR	HORWITH	MHFX5658
08/20/07	09/13/07	000867817	38801	26,460	48,520	(22,060)	-83.4%	COPR	HORWITH	MHFX5658
08/20/07	09/21/07	000867818	38802	67,660	51,200	16,460	24.3%	COPR	HORWITH	JTLX192
08/20/07	09/21/07	000867819	38803	57,700	51,940	5,760	10.0%	COPR	HORWITH	JTLX192
08/20/07	09/21/07	000867820	38804	67,680	51,940	15,740	23.3%	COPR	HORWITH	JTLX192
08/20/07	09/21/07	000867821	38805	11,800	50,200	(38,400)	-325.4%	COPR	HORWITH	JTLX192
08/20/07	09/21/07	000867822	38806	67,980	48,000	19,980	29.4%	COPR	HORWITH	CHUX160
08/20/07	09/21/07	000867823	38807	38,420	49,500	(11,080)	-28.8%	COPR	HORWITH	CHUX160
08/20/07	09/21/07	000867824	38808	76,460	50,040	26,420	34.6%	COPR	HORWITH	CHUX160
08/20/07	09/21/07	000867825	38809	10,980	51,000	(40,020)	-364.5%	COPR	HORWITH	CHUX160
08/20/07	09/21/07	000867826	38810	29,400	49,220	(19,820)	-67.4%	COPR	HORWITH	JTLX74
08/20/07	09/21/07	000867827	38811	67,240	50,360	16,880	25.1%	COPR	HORWITH	JTLX74
08/20/07	09/21/07	000867828	38812	67,760	50,140	17,620	26.0%	COPR	HORWITH	JTLX74

HONEYWELL SA-7 USE HAZARDOUS WASTE TRACKING (2006)										
Date Shipped	Date of Return Manifest	State Manifest	Man. Doc #	Facilty Manifest Weight (lbs)	Estimated Weight (lbs)	Manifest - Estimate (lbs)	Manifest - Estimate (%)	Material	Transporter	RAILCAR #
08/20/07	09/21/07	000867829	38813	38,420	51,500	(13,080)	-34.0%	COPR	HORWITH	JTLX74
08/20/07	09/21/07	000867830	38814	23,640	50,060	(26,420)	-111.8%	COPR	HORWITH	CITX300161
08/20/07	09/21/07	000867831	38815	67,380	51,560	15,820	23.5%	COPR	HORWITH	CITX300161
08/20/07	09/21/07	000867832	38816	69,220	48,780	20,440	29.5%	COPR	HORWITH	CITX300161
08/20/07	09/21/07	000867833	38817	38,960	50,600	(11,640)	-29.9%	COPR	HORWITH	CITX300161
08/20/07	09/21/07	000867834	38818	12,820	51,240	(38,420)	-299.7%	COPR	HORWITH	CHUX284
08/20/07	09/21/07	000867835	38819	76,680	50,860	25,820	33.7%	COPR	HORWITH	CHUX284
08/20/07	09/21/07	000867836	38820	68,240	51,300	16,940	24.8%	COPR	HORWITH	CHUX284
08/20/07	09/21/07	000867837	38821	43,880	49,720	(5,840)	-13.3%	COPR	HORWITH	CHUX284
08/20/07	09/21/07	000867838	38822	67,560	47,120	20,440	30.3%	COPR	HORWITH	CITX300122
08/20/07	09/21/07	000867839	38823	76,360	49,940	26,420	34.6%	COPR	HORWITH	CITX300122
08/20/07	09/21/07	000867840	38824	27,340	51,420	(24,080)	-88.1%	COPR	HORWITH	CITX300122
08/20/07	09/21/07	000867841	38825	27,320	50,000	(22,680)	-83.0%	COPR	HORWITH	CITX300122
08/20/07	09/21/07	000867842	38826	77,160	50,040	27,120	35.1%	COPR	HORWITH	CHUX231
08/20/07	09/21/07	000867843	38827	76,840	49,760	27,080	35.2%	COPR	HORWITH	CHUX231
08/20/07	09/21/07	000867844	38828	20,040	50,580	(30,540)	-152.4%	COPR	HORWITH	CHUX231
08/20/07	09/21/07	000867845	38829	20,020	48,900	(28,880)	-144.3%	COPR	HORWITH	CHUX231
08/20/07	09/13/07	000867846	38830	49,520	49,340	180	0.4%	COPR	HORWITH	CEFX35799
08/20/07	09/13/07	000867847	38831	76,140	49,520	26,620	35.0%	COPR	HORWITH	CEFX35799
08/20/07	09/13/07	000867848	38832	34,280	49,340	(15,060)	-43.9%	COPR	HORWITH	CEFX35799
08/20/07	09/13/07	000867849	38833	34,280	48,520	(14,240)	-41.5%	COPR	HORWITH	CEFX35799
08/20/07	09/13/07	000867850	38834	67,800	51,700	16,100	23.7%	COPR	HORWITH	CHUX201
08/20/07	09/21/07	000867851	38835	67,500	52,100	15,400	22.8%	COPR	HORWITH	CHUX217
08/20/07	09/13/07	000867852	38836	67,500	50,220	17,280	25.6%	COPR	HORWITH	CHUX201
08/20/07	09/13/07	000867853	38837	34,700	51,880	(17,180)	-49.5%	COPR	HORWITH	CHUX201
08/20/07	09/13/07	000867854	38838	34,720	52,040	(17,320)	-49.9%	COPR	HORWITH	CHUX201
08/20/07	09/21/07	000867855	38839	18,260	50,440	(32,180)	-176.2%	COPR	HORWITH	CHUX217
08/20/07	09/21/07	000867856	38840	49,300	50,260	(960)	-1.9%	COPR	HORWITH	CHUX217
08/20/07	09/13/07	000867857	38841	38,260	49,440	(11,180)	-29.2%	COPR	HORWITH	CEFX33400
08/20/07	09/13/07	000867858	38842	68,700	49,660	19,040	27.7%	COPR	HORWITH	CEFX33400
08/20/07	09/13/07	000867859	38843	76,980	51,300	25,680	33.4%	COPR	HORWITH	CEFX33400
08/20/07	09/13/07	000867860	38844	18,320	50,860	(32,540)	-177.6%	COPR	HORWITH	CEFX33400
08/20/07	09/21/07	000867861	38845	18,240	48,820	(30,580)	-167.7%	COPR	HORWITH	CITX300157
08/20/07	09/21/07	000867862	38846	70,380	50,980	19,400	27.6%	COPR	HORWITH	CITX300157
08/20/07	09/21/07	000867863	38847	42,520	50,980	(8,460)	-19.9%	COPR	HORWITH	CITX300157
08/20/07	09/21/07	000867864	38848	68,120	50,360	17,760	26.1%	COPR	HORWITH	CITX300157
08/20/07	09/13/07	000867865	38849	67,380	51,520	15,860	23.5%	COPR	HORWITH	NDYX320437
08/20/07	09/13/07	000867866	38850	67,460	50,980	16,480	24.4%	COPR	HORWITH	NDYX320437
08/20/07	09/13/07	000867867	38851	34,080	52,060	(17,980)	-52.8%	COPR	HORWITH	NDYX320437
08/20/07	09/13/07	000867868	38852	34,100	50,840	(16,740)	-49.1%	COPR	HORWITH	NDYX320437
08/20/07	09/13/07	000867869	38853	35,740	49,940	(14,200)	-39.7%	COPR	HORWITH	JTLX279
08/20/07	09/21/07	000867870	38854	23,140	51,420	(28,280)	-122.2%	COPR	HORWITH	CHUX248
08/20/07	09/13/07	000867871	38855	67,640	50,500	17,140	25.3%	COPR	HORWITH	JTLX279
08/20/07	09/13/07	000867872	38856	77,960	49,360	28,600	36.7%	COPR	HORWITH	JTLX279
08/20/07	09/13/07	000867873	38857	17,840	49,740	(31,900)	-178.8%	COPR	HORWITH	JTLX279
08/20/07	09/21/07	000867874	38858	36,980	50,400	(13,420)	-36.3%	COPR	HORWITH	CHUX248
08/20/07	09/21/07	000867875	38859	67,600	49,620	17,980	26.6%	COPR	HORWITH	CHUX248
08/20/07	09/21/07	000867876	38860	77,220	49,840	27,380	35.5%	COPR	HORWITH	CHUX248
08/20/07	09/21/07	000867877	38861	56,780	48,600	8,180	14.4%	COPR	HORWITH	JTLX30155
08/21/07	09/12/07	000867878	38862	22,900	50,180	(27,280)	-119.1%	COPR	HORWITH	JTLX30164
08/21/07	09/12/07	000867879	38863	68,620	51,760	16,860	24.6%	COPR	HORWITH	JTLX30164
08/21/07	09/12/07	000867880	38864	67,560	51,020	16,540	24.5%	COPR	HORWITH	JTLX30164
08/21/07	09/12/07	000867881	38865	42,520	51,060	(8,540)	-20.1%	COPR	HORWITH	JTLX30164
08/21/07	09/13/07	000867882	38866	68,040	51,800	16,240	23.9%	COPR	HORWITH	MHFX5632
08/21/07	09/13/07	000867883	38867	76,980	50,980	26,000	33.8%	COPR	HORWITH	MHFX5632
08/21/07	09/13/07	000867884	38868	26,720	48,000	(21,280)	-79.6%	COPR	HORWITH	MHFX5632
08/21/07	11/06/07	000867885	38869	76,700	48,780	27,920	36.4%	COPR	HORWITH	CHUX113
08/21/07	11/06/07	000867886	38870	68,820	48,840	19,980	29.0%	COPR	HORWITH	CHUX113
08/21/07	09/13/07	000867887	38871	26,720	48,020	(21,300)	-79.7%	COPR	HORWITH	MHFX5632
08/21/07	09/21/07	000867888	38872	78,400	51,860	26,540	33.9%	COPR	HORWITH	CEFX35820
08/21/07	11/06/07	000867889	38873	26,020	51,020	(25,000)	-96.1%	COPR	HORWITH	CHUX113
08/21/07	11/06/07	000867890	38874	26,020	50,720	(24,700)	-94.9%	COPR	HORWITH	CHUX113
08/21/07	09/21/07	000867891	38875	77,300	48,100	29,200	37.8%	COPR	HORWITH	CEFX35820
08/21/07	09/21/07	000867892	38876	19,800	50,220	(30,420)	-153.6%	COPR	HORWITH	CEFX35820
08/21/07	09/21/07	000867893	38877	19,780	50,000	(30,220)	-152.8%	COPR	HORWITH	CEFX35820
08/21/07	09/21/07	000867894	38878	38,040	49,380	(11,340)	-29.8%	COPR	HORWITH	CHUX192
08/21/07	09/21/07	000867895	38879	67,940	51,280	16,660	24.5%	COPR	HORWITH	CHUX192
08/21/07	09/21/07	000867896	38880	77,520	50,760	26,760	34.5%	COPR	HORWITH	CHUX192
08/21/07	09/21/07	000867897	38881	21,020	49,840	(28,820)	-137.1%	COPR	HORWITH	CHUX192
08/21/07	09/13/07	000867898	38882	46,160	49,140	(2,980)	-6.5%	COPR	HORWITH	CITX300100
08/21/07	09/13/07	000867899	38883	76,840	49,340	27,500	35.8%	COPR	HORWITH	CITX300100
08/21/07	09/13/07	000867900	38884	34,960	48,160	(13,200)	-37.8%	COPR	HORWITH	CITX300100
08/21/07	09/13/07	000867901	38885	34,940	48,440	(13,500)	-38.6%	COPR	HORWITH	CITX300100
08/21/07	09/13/07	000867902	38886	27,400	49,520	(22,120)	-80.7%	COPR	HORWITH	NRLX585659

Honeywell

HONEYWELL SA-7 USE HAZARDOUS WASTE TRACKING (2006)										
Date Shipped	Date of Return Manifest	State Manifest	Man. Doc #	Facilty Manifest Weight (lbs)	Estimated Weight (lbs)	Manifest - Estimate (lbs)	Manifest - Estimate (%)	Material	Transporter	RAILCAR #
08/21/07	09/13/07	000867903	38887	67,460	47,000	20,460	30.3%	COPR	HORWITH	NRLX585659
08/21/07	09/13/07	000867904	38888	67,800	49,660	18,140	26.8%	COPR	HORWITH	NRLX585659
08/21/07	09/13/07	000867905	38889	30,760	51,680	(20,920)	-68.0%	COPR	HORWITH	NRLX585659
08/21/07	09/12/07	000867906	38890	21,660	50,780	(29,120)	-134.4%	COPR	HORWITH	CHUX292
08/21/07	09/12/07	000867907	38891	67,360	50,320	17,040	25.3%	COPR	HORWITH	CHUX292
08/21/07	09/12/07	000867908	38892	68,280	48,560	19,720	28.9%	COPR	HORWITH	CHUX292
08/21/07	09/12/07	000867909	38893	41,080	51,380	(10,300)	-25.1%	COPR	HORWITH	CHUX292
08/21/07	09/21/07	000867910	38894	57,400	49,760	7,640	13.3%	COPR	HORWITH	CHUX242
08/21/07	09/21/07	000867911	38895	77,540	49,160	28,380	36.6%	COPR	HORWITH	CHUX242
08/21/07	09/21/07	000867912	38896	33,640	49,200	(15,560)	-46.3%	COPR	HORWITH	CHUX242
08/21/07	09/21/07	000867913	38897	33,620	50,460	(16,840)	-50.1%	COPR	HORWITH	CHUX242
08/21/07	09/21/07	000867914	38898	50,840	50,400	440	0.9%	COPR	HORWITH	JTLX30114
08/21/07	09/21/07	000867915	38899	67,960	49,600	18,360	27.0%	COPR	HORWITH	JTLX30114
08/21/07	09/21/07	000867916	38900	69,520	50,440	19,080	27.4%	COPR	HORWITH	JTLX30114
08/21/07	09/21/07	000867917	38901	10,120	48,800	(38,680)	-382.2%	COPR	HORWITH	JTLX30114
08/21/07	09/21/07	000867918	38902	37,320	51,120	(13,800)	-37.0%	COPR	HORWITH	JTLX30169
08/21/07	09/21/07	000867919	38903	69,540	51,120	18,420	26.5%	COPR	HORWITH	JTLX30169
08/21/07	09/21/07	000867920	38904	76,600	51,940	24,660	32.2%	COPR	HORWITH	JTLX30169
08/21/07	09/21/07	000867921	38905	16,940	48,720	(31,780)	-187.6%	COPR	HORWITH	JTLX30169
08/21/07	09/21/07	000867922	38906	33,180	51,880	(18,700)	-56.4%	COPR	HORWITH	JTLX30155
08/21/07	09/21/07	000867923	38907	24,980	52,200	(27,220)	-109.0%	COPR	HORWITH	MHFX5698
08/21/07	09/21/07	000867924	38908	67,980	50,380	17,600	25.9%	COPR	HORWITH	MHFX5698
08/21/07	09/21/07	000867925	38909	30,540	48,800	(18,260)	-59.8%	COPR	HORWITH	MHFX5698
08/21/07	09/21/07	000867926	38910	76,840	52,100	24,740	32.2%	COPR	HORWITH	MHFX5698
08/21/07	09/13/07	000867927	38911	47,340	50,300	(2,960)	-6.3%	COPR	HORWITH	CITX300165
08/21/07	09/13/07	000867928	38912	76,400	50,820	25,580	33.5%	COPR	HORWITH	CITX300165
08/21/07	09/13/07	000867929	38913	34,760	48,900	(14,140)	-40.7%	COPR	HORWITH	CITX300165
08/21/07	09/13/07	000867930	38914	34,740	50,700	(15,960)	-45.9%	COPR	HORWITH	CITX300165
08/21/07	09/13/07	000867931	38915	32,400	51,120	(18,720)	-57.8%	COPR	HORWITH	CITX300166
08/21/07	09/13/07	000867932	38916	67,520	50,540	16,980	25.1%	COPR	HORWITH	CITX300166
08/21/07	09/13/07	000867933	38917	76,660	48,400	28,260	36.9%	COPR	HORWITH	CITX300166
08/21/07	09/13/07	000867934	38918	20,300	49,140	(28,840)	-142.1%	COPR	HORWITH	CITX300166
08/21/07	09/12/07	000867935	38919	59,720	48,000	11,720	19.6%	COPR	HORWITH	CHUX329
08/21/07	09/12/07	000867936	38920	78,920	50,200	28,720	36.4%	COPR	HORWITH	CHUX329
08/21/07	09/12/07	000867937	38921	28,500	50,540	(22,040)	-77.3%	COPR	HORWITH	CHUX329
08/21/07	09/12/07	000867938	38922	28,500	50,260	(21,760)	-76.4%	COPR	HORWITH	CHUX329
08/21/07	09/21/07	000867939	38923	78,900	51,040	27,860	35.3%	COPR	HORWITH	JTLX30155
08/21/07	09/21/07	000867940	38924	33,180	52,380	(19,200)	-57.9%	COPR	HORWITH	JTLX30155
08/22/07	09/12/07	000859658	38925	58,740	51,440	7,300	12.4%	COPR	HORWITH	JTLX266
08/22/07	09/12/07	000859659	38926	77,500	49,820	27,680	35.7%	COPR	HORWITH	JTLX266
08/22/07	09/12/07	000867941	38927	33,900	49,520	(15,620)	-46.1%	COPR	HORWITH	JTLX266
08/22/07	09/12/07	000867942	38928	68,260	50,300	17,960	26.3%	COPR	HORWITH	JTLX30135
08/22/07	09/12/07	000867943	38929	33,900	50,780	(16,880)	-49.8%	COPR	HORWITH	JTLX266
08/22/07	09/13/07	000867944	38930	68,260	50,720	17,540	25.7%	COPR	HORWITH	NDYX320445
08/22/07	09/12/07	000867945	38931	68,660	51,800	16,860	24.6%	COPR	HORWITH	JTLX30135
08/22/07	09/12/07	000867946	38932	33,840	51,700	(17,860)	-52.8%	COPR	HORWITH	JTLX30135
08/22/07	09/12/07	000867947	38933	77,320	51,940	25,380	32.8%	COPR	HORWITH	CEFX33382
08/22/07	09/13/07	000867948	38934	33,780	48,680	(14,900)	-44.1%	COPR	HORWITH	NDYX320445
08/22/07	09/12/07	000867949	38935	33,820	51,740	(17,920)	-53.0%	COPR	HORWITH	JTLX30135
08/22/07	09/13/07	000867950	38936	17,540	51,180	(33,640)	-191.8%	COPR	HORWITH	CHUX221
08/22/07	09/13/07	000867951	38937	33,780	51,660	(17,880)	-52.9%	COPR	HORWITH	NDYX320445
08/22/07	09/13/07	000867952	38938	38,780	51,620	(12,840)	-33.1%	COPR	HORWITH	CHUX221
08/22/07	09/13/07	000867953	38939	67,940	51,560	16,380	24.1%	COPR	HORWITH	NDYX320445
08/22/07	09/13/07	000867954	38940	68,420	49,620	18,800	27.5%	COPR	HORWITH	CHUX221
08/22/07	09/13/07	000867955	38941	77,200	52,060	25,140	32.6%	COPR	HORWITH	CHUX221
08/22/07	09/12/07	000867956	38942	20,960	50,560	(29,600)	-141.2%	COPR	HORWITH	CEFX33382
08/22/07	09/13/07	000867957	38943	10,760	48,300	(37,540)	-348.9%	COPR	HORWITH	JTLX30120
08/22/07	09/12/07	000867958	38944	78,000	51,860	26,140	33.5%	COPR	HORWITH	CEFX33382
08/22/07	09/12/07	000867959	38945	20,980	48,920	(27,940)	-133.2%	COPR	HORWITH	CEFX33382
08/22/07	09/13/07	000867960	38946	69,580	50,160	19,420	27.9%	COPR	HORWITH	JTLX30120
08/22/07	09/13/07	000867961	38947	69,200	48,980	20,220	29.2%	COPR	HORWITH	JTLX30120
08/22/07	09/13/07	000867962	38948	46,000	50,160	(4,160)	-9.0%	COPR	HORWITH	JTLX30120
08/22/07	09/12/07	000867963	38949	55,980	49,240	6,740	12.0%	COPR	HORWITH	CHUX237
08/22/07	09/12/07	000867964	38950	77,200	50,440	26,760	34.7%	COPR	HORWITH	CHUX237
08/22/07	09/12/07	000867965	38951	33,020	51,280	(18,260)	-55.3%	COPR	HORWITH	CHUX237
08/22/07	09/12/07	000867966	38952	33,020	49,780	(16,760)	-50.8%	COPR	HORWITH	CHUX237
08/22/07	09/13/07	000867967	38953	68,760	51,340	17,420	25.3%	COPR	HORWITH	CITX300102
08/22/07	09/13/07	000867968	38954	67,160	52,800	14,360	21.4%	COPR	HORWITH	CITX300102
08/22/07	09/13/07	000867969	38955	12,280	51,380	(39,100)	-318.4%	COPR	HORWITH	CITX300102
08/22/07	09/13/07	000867970	38956	54,580	50,040	4,540	8.3%	COPR	HORWITH	CITX300102
08/22/07	09/13/07	000867971	38957	27,860	50,640	(22,780)	-81.8%	COPR	HORWITH	JTLX30141
08/22/07	09/13/07	000867972	38958	67,440	48,140	19,300	28.6%	COPR	HORWITH	JTLX30141
08/22/07	09/21/07	000867973	38959	23,040	50,820	(27,780)	-120.6%	COPR	HORWITH	CHUX186
08/22/07	09/12/07	000867974	38960	48,020	49,560	(1,540)	-3.2%	COPR	HORWITH	JTLX30113

Honeywell

HONEYWELL SA-7 USE HAZARDOUS WASTE TRACKING (2006)										
Date Shipped	Date of Return Manifest	State Manifest	Man. Doc #	Facilty Manifest Weight (lbs)	Estimated Weight (lbs)	Manifest - Estimate (lbs)	Manifest - Estimate (%)	Material	Transporter	RAILCAR #
08/22/07	09/13/07	000867975	38961	53,640	49,580	4,060	7.6%	COPR	HORWITH	MHFX5631
08/22/07	09/13/07	000867976	38962	67,400	51,640	15,760	23.4%	COPR	HORWITH	MHFX5631
08/22/07	09/13/07	000867977	38963	67,700	51,180	16,520	24.4%	COPR	HORWITH	MHFX5631
08/22/07	09/13/07	000867978	38964	11,980	50,380	(38,400)	-320.5%	COPR	HORWITH	MHFX5631
08/22/07	09/13/07	000867979	38965	68,040	50,540	17,500	25.7%	COPR	HORWITH	JTLX30141
08/22/07	09/13/07	000867980	38966	35,120	50,580	(15,460)	-44.0%	COPR	HORWITH	JTLX30141
08/22/07	09/21/07	000867981	38967	69,600	51,920	17,680	25.4%	COPR	HORWITH	CHUX186
08/22/07	09/21/07	000867982	38968	68,480	49,360	19,120	27.9%	COPR	HORWITH	CHUX186
08/22/07	09/21/07	000867983	38969	40,080	50,760	(10,680)	-26.6%	COPR	HORWITH	CHUX186
08/22/07	09/12/07	000867984	38970	69,080	51,960	17,120	24.8%	COPR	HORWITH	JTLX30113
08/22/07	09/12/07	000867985	38971	68,820	50,360	18,460	26.8%	COPR	HORWITH	JTLX30113
08/22/07	09/12/07	000867986	38972	14,260	50,120	(35,860)	-251.5%	COPR	HORWITH	JTLX30113
08/22/07	09/13/07	000867987	38973	26,080	49,820	(23,740)	-91.0%	COPR	HORWITH	CHUX114
08/22/07	09/13/07	000867988	38974	67,640	48,740	18,900	27.9%	COPR	HORWITH	CHUX114
08/22/07	09/13/07	000867989	38975	77,000	49,720	27,280	35.4%	COPR	HORWITH	CHUX114
08/22/07	09/13/07	000867990	38976	28,200	50,180	(21,980)	-77.9%	COPR	HORWITH	CHUX114
08/22/07	09/12/07	000867991	38977	24,980	49,540	(24,560)	-98.3%	COPR	HORWITH	CHUX320
08/22/07	09/12/07	000867992	38978	68,320	48,080	20,240	29.6%	COPR	HORWITH	CHUX320
08/22/07	09/12/07	000867993	38979	66,360	51,500	14,860	22.4%	COPR	HORWITH	CHUX320
08/22/07	09/21/07	000867994	38980	68,440	48,720	19,720	28.8%	COPR	HORWITH	CITX300119
08/22/07	09/12/07	000867995	38981	40,800	51,020	(10,220)	-25.0%	COPR	HORWITH	CHUX320
08/22/07	09/21/07	000867996	38982	76,640	50,160	26,480	34.6%	COPR	HORWITH	CITX300119
08/22/07	09/21/07	000867997	38983	26,900	49,940	(23,040)	-85.7%	COPR	HORWITH	CITX300119
08/22/07	09/21/07	000867998	38984	26,880	49,720	(22,840)	-85.0%	COPR	HORWITH	CITX300119
08/22/07	09/13/07	000867999	38985	10,860	52,360	(41,500)	-382.1%	COPR	HORWITH	CHUX315
08/22/07	09/13/07	000868000	38986	68,780	50,260	18,520	26.9%	COPR	HORWITH	CHUX315
08/22/07	09/13/07	000868001	38987	60,280	51,020	9,260	15.4%	COPR	HORWITH	CHUX315
08/22/07	09/13/07	000868002	38988	67,820	50,240	17,580	25.9%	COPR	HORWITH	CHUX315
08/22/07	09/21/07	000868003	38989	69,120	49,860	19,260	27.9%	COPR	HORWITH	MHFX5654
08/23/07	09/24/07	000868004	38990	53,940	51,000	2,940	5.5%	COPR	HORWITH	JTLX118
08/23/07	09/24/07	000868005	38991	38,420	50,740	(12,320)	-32.1%	COPR	HORWITH	JTLX118
08/23/07	09/24/07	000868006	38992	67,800	50,200	17,600	26.0%	COPR	HORWITH	JTLX118
08/23/07	09/24/07	000868007	38993	38,420	48,280	(9,860)	-25.7%	COPR	HORWITH	JTLX118
08/23/07	09/21/07	000868008	38994	76,580	51,760	24,820	32.4%	COPR	HORWITH	JTLX283
08/23/07	09/21/07	000868009	38995	76,980	50,900	26,080	33.9%	COPR	HORWITH	JTLX283
08/23/07	09/21/07	000868010	38996	23,320	50,460	(27,140)	-116.4%	COPR	HORWITH	JTLX283
08/23/07	09/21/07	000868011	38997	23,320	52,040	(28,720)	-123.2%	COPR	HORWITH	JTLX283
08/23/07	09/21/07	000868012	38998	67,700	51,780	15,920	23.5%	COPR	HORWITH	JTLX4051
08/23/07	09/21/07	000868013	38999	68,440	51,980	16,460	24.1%	COPR	HORWITH	JTLX4051
08/23/07	09/21/07	000868014	39000	38,380	52,100	(13,720)	-35.7%	COPR	HORWITH	JTLX4051
08/23/07	09/21/07	000868015	39001	38,400	50,260	(11,860)	-30.9%	COPR	HORWITH	JTLX4051
08/23/07	09/25/07	000868016	39002	66,580	51,660	14,920	22.4%	COPR	HORWITH	CHUX333
08/23/07	09/25/07	000868017	39003	34,220	52,060	(17,840)	-52.1%	COPR	HORWITH	CHUX333
08/23/07	09/25/07	000868018	39004	67,800	52,160	15,640	23.1%	COPR	HORWITH	CHUX333
08/23/07	09/25/07	000868019	39005	68,780	50,680	18,100	26.3%	COPR	HORWITH	CHUX279
08/23/07	09/25/07	000868020	39006	34,220	51,020	(16,800)	-49.1%	COPR	HORWITH	CHUX333
08/23/07	09/25/07	000868021	39007	11,980	50,820	(38,840)	-324.2%	COPR	HORWITH	CHUX279
08/23/07	09/25/07	000868022	39008	45,560	48,000	(2,440)	-5.4%	COPR	HORWITH	CHUX279
08/23/07	09/25/07	000868023	39009	67,260	48,700	18,560	27.6%	COPR	HORWITH	CHUX279
08/23/07	09/21/07	000868024	39010	67,560	48,020	19,540	28.9%	COPR	HORWITH	MHFX5654
08/23/07	09/21/07	000868025	39011	27,280	48,040	(20,760)	-76.1%	COPR	HORWITH	MHFX5654
08/23/07	09/21/07	000868026	39012	27,260	49,940	(22,680)	-83.2%	COPR	HORWITH	MHFX5654
08/23/07	09/21/07	000868027	39013	76,960	49,000	27,960	36.3%	COPR	HORWITH	CITX300104
08/23/07	09/21/07	000868028	39014	37,280	49,940	(12,660)	-34.0%	COPR	HORWITH	CITX300104
08/23/07	09/21/07	000868029	39015	28,900	49,000	(20,100)	-69.6%	COPR	HORWITH	NRLX526287
08/23/07	09/21/07	000868030	39016	76,920	50,180	26,740	34.8%	COPR	HORWITH	CITX300104
08/23/07	09/21/07	000868031	39017	7,680	50,300	(42,620)	-554.9%	COPR	HORWITH	CITX300104
08/23/07	09/21/07	000868032	39018	67,440	52,120	15,320	22.7%	COPR	HORWITH	NRLX526287
08/23/07	09/21/07	000868033	39019	67,240	51,740	15,500	23.1%	COPR	HORWITH	NRLX526287
08/23/07	09/21/07	000868034	39020	31,780	50,560	(18,780)	-59.1%	COPR	HORWITH	NRLX526287
08/23/07	10/10/07	000868035	39021	23,040	49,640	(26,600)	-115.5%	COPR	HORWITH	CEFX33422
08/23/07	10/10/07	000868036	39022	76,920	50,620	26,300	34.2%	COPR	HORWITH	CEFX33422
08/23/07	10/10/07	000868037	39023	68,100	49,860	18,240	26.8%	COPR	HORWITH	CEFX33422
08/23/07	10/10/07	000868038	39024	47,980	50,740	(2,760)	-5.8%	COPR	HORWITH	CEFX33422
08/23/07	10/11/07	000868039	39025	37,380	51,700	(14,320)	-38.3%	COPR	HORWITH	CITX300118
08/23/07	10/11/07	000868040	39026	76,660	50,240	26,420	34.5%	COPR	HORWITH	CITX300118
08/23/07	10/11/07	000868041	39027	69,020	51,460	17,560	25.4%	COPR	HORWITH	CITX300118
08/23/07	10/11/07	000868042	39028	37,780	52,160	(14,380)	-38.1%	COPR	HORWITH	CITX300118
08/23/07	09/21/07	000868043	39029	49,080	52,120	(3,040)	-6.2%	COPR	HORWITH	CITX300127
08/23/07	09/21/07	000868044	39030	69,040	50,980	18,060	26.2%	COPR	HORWITH	CITX300127
08/23/07	09/21/07	000868045	39031	66,900	51,180	15,720	23.5%	COPR	HORWITH	CITX300127
08/23/07	09/21/07	000868046	39032	16,980	51,500	(34,520)	-203.3%	COPR	HORWITH	CITX300127
08/23/07	09/24/07	000868047	39033	19,400	48,080	(28,680)	-147.8%	COPR	HORWITH	CITX300148
08/23/07	09/24/07	000868048	39034	78,420	50,040	28,380	36.2%	COPR	HORWITH	CITX300148

Honeywell

HONEYWELL SA-7 USE HAZARDOUS WASTE TRACKING (2006)										
Date Shipped	Date of Return Manifest	State Manifest	Man. Doc #	Facilty Manifest Weight (lbs)	Estimated Weight (lbs)	Manifest - Estimate (lbs)	Manifest - Estimate (%)	Material	Transporter	RAILCAR #
08/23/07	09/24/07	000868049	39035	67,500	50,000	17,500	25.9%	COPR	HORWITH	CITX300148
08/23/07	09/24/07	000868050	39036	29,440	50,980	(21,540)	-73.2%	COPR	HORWITH	CITX300148
08/23/07	09/21/07	000868051	39037	66,300	50,300	16,000	24.1%	COPR	HORWITH	CEFX35819
08/23/07	09/21/07	000868052	39038	20,960	50,400	(29,440)	-140.5%	COPR	HORWITH	CEFX35819
08/23/07	09/21/07	000868053	39039	68,580	48,000	20,580	30.0%	COPR	HORWITH	CEFX35819
08/23/07	09/21/07	000868054	39040	38,280	49,660	(11,380)	-29.7%	COPR	HORWITH	CEFX35819
08/23/07	09/24/07	000868055	39041	31,460	49,840	(18,380)	-58.4%	COPR	HORWITH	JTLX30129
08/23/07	09/24/07	000868056	39042	69,160	49,920	19,240	27.8%	COPR	HORWITH	JTLX30129
08/23/07	09/24/07	000868057	39043	66,960	50,240	16,720	25.0%	COPR	HORWITH	JTLX30129
08/23/07	09/24/07	000868058	39044	29,800	51,880	(22,080)	-74.1%	COPR	HORWITH	JTLX30129
08/23/07	09/27/07	000868059	39045	67,640	50,280	17,360	25.7%	COPR	HORWITH	CITX300041
08/23/07	09/27/07	000868060	39046	68,880	50,360	18,520	26.9%	COPR	HORWITH	CITX300041
08/23/07	09/27/07	000868061	39047	28,840	50,760	(21,920)	-76.0%	COPR	HORWITH	CITX300041
08/23/07	09/27/07	000868062	39048	28,860	49,820	(20,960)	-72.6%	COPR	HORWITH	CITX300041
08/23/07	10/10/07	000868063	39049	77,460	50,680	26,780	34.6%	COPR	HORWITH	NDYX320318
08/23/07	10/10/07	000868064	39050	68,040	51,700	16,340	24.0%	COPR	HORWITH	NDYX320318
08/23/07	10/10/07	000868065	39051	67,900	50,220	17,680	26.0%	COPR	HORWITH	NDYX320318
08/23/07	10/10/07	000868066	39052	16,340	52,360	(36,020)	-220.4%	COPR	HORWITH	NDYX320318
08/23/07	09/21/07	000868067	39053	56,760	50,940	5,820	10.3%	COPR	HORWITH	CITX300117
08/24/07	09/24/07	000868068	39054	69,080	49,280	19,800	28.7%	COPR	HORWITH	CITX300020
08/24/07	09/24/07	000868069	39055	7,520	51,180	(43,660)	-580.6%	COPR	HORWITH	CITX300020
08/24/07	09/24/07	000868070	39056	66,580	50,720	15,860	23.8%	COPR	HORWITH	CITX300020
08/24/07	09/24/07	000868071	39057	46,200	49,500	(3,300)	-7.1%	COPR	HORWITH	CITX300020
08/24/07	09/21/07	000868072	39058	37,780	49,820	(12,040)	-31.9%	COPR	HORWITH	CHUX307
08/24/07	09/21/07	000868073	39059	67,900	49,840	18,060	26.6%	COPR	HORWITH	CHUX307
08/24/07	09/21/07	000868074	39060	68,680	49,800	18,880	27.5%	COPR	HORWITH	CHUX307
08/24/07	09/21/07	000868075	39061	29,880	52,040	(22,160)	-74.2%	COPR	HORWITH	CHUX307
08/24/07	09/21/07	000868076	39062	78,260	49,780	28,480	36.4%	COPR	HORWITH	CITX300117
08/24/07	09/21/07	000868077	39063	20,760	49,160	(28,400)	-136.8%	COPR	HORWITH	CHUX195
08/24/07	09/21/07	000868078	39064	67,300	48,100	19,200	28.5%	COPR	HORWITH	CHUX195
08/24/07	09/21/07	000868079	39065	68,340	48,080	20,260	29.6%	COPR	HORWITH	CHUX195
08/24/07	09/21/07	000868080	39066	36,000	49,520	(13,520)	-37.6%	COPR	HORWITH	CHUX195
08/24/07	09/21/07	000868081	39067	43,340	49,780	(6,440)	-14.9%	COPR	HORWITH	CEFX31022
08/24/07	09/21/07	000868082	39068	76,800	48,000	28,800	37.5%	COPR	HORWITH	CEFX31022
08/24/07	09/21/07	000868083	39069	33,900	49,060	(15,160)	-44.7%	COPR	HORWITH	CEFX31022
08/24/07	09/21/07	000868084	39070	33,900	49,740	(15,840)	-46.7%	COPR	HORWITH	CEFX31022
08/24/07	09/21/07	000868085	39071	68,520	47,500	21,020	30.7%	COPR	HORWITH	NDYX320335
08/24/07	09/21/07	000868086	39072	24,560	51,060	(26,500)	-107.9%	COPR	HORWITH	NDYX320335
08/24/07	09/21/07	000868087	39073	77,320	49,960	27,360	35.4%	COPR	HORWITH	NDYX320335
08/24/07	09/21/07	000868088	39074	24,380	48,540	(24,160)	-99.1%	COPR	HORWITH	NDYX320335
08/24/07	09/21/07	000868089	39075	67,560	51,800	15,760	23.3%	COPR	HORWITH	CITX300022
08/24/07	09/21/07	000868090	39076	77,160	49,480	27,680	35.9%	COPR	HORWITH	CITX300022
08/24/07	09/21/07	000868091	39077	26,100	49,760	(23,660)	-90.7%	COPR	HORWITH	CITX300022
08/24/07	09/21/07	000868092	39078	26,100	48,560	(22,460)	-86.1%	COPR	HORWITH	CITX300022
08/24/07	09/21/07	000868093	39079	53,200	48,180	5,020	9.4%	COPR	HORWITH	CHUX257
08/24/07	09/21/07	000868094	39080	76,820	47,000	29,820	38.8%	COPR	HORWITH	CHUX257
08/24/07	09/21/07	000868095	39081	30,380	49,240	(18,860)	-62.1%	COPR	HORWITH	CHUX257
08/24/07	09/21/07	000868096	39082	30,380	48,840	(18,460)	-60.8%	COPR	HORWITH	CHUX257
08/24/07	09/21/07	000868097	39083	16,160	48,940	(32,780)	-202.8%	COPR	HORWITH	CHUX314
08/24/07	09/21/07	000868098	39084	67,600	51,980	15,620	23.1%	COPR	HORWITH	CHUX314
08/24/07	09/21/07	000868099	39085	68,920	50,440	18,480	26.8%	COPR	HORWITH	CHUX314
08/24/07	09/21/07	000868100	39086	45,420	50,120	(4,700)	-10.3%	COPR	HORWITH	CHUX314
08/24/07	09/24/07	000868101	39087	56,720	49,220	7,500	13.2%	COPR	HORWITH	NDYX320346
08/24/07	09/24/07	000868102	39088	65,800	48,000	17,800	27.1%	COPR	HORWITH	NDYX320346
08/24/07	09/24/07	000868103	39089	32,380	49,860	(17,480)	-54.0%	COPR	HORWITH	NDYX320346
08/24/07	09/24/07	000868104	39090	32,380	49,100	(16,720)	-51.6%	COPR	HORWITH	NDYX320346
08/24/07	09/27/07	000868105	39091	44,880	48,020	(3,140)	-7.0%	COPR	HORWITH	CEFX31070
08/24/07	09/27/07	000868106	39092	65,020	49,380	15,640	24.1%	COPR	HORWITH	CEFX31070
08/24/07	09/27/07	000868107	39093	64,960	49,840	15,120	23.3%	COPR	HORWITH	CEFX31070
08/24/07	09/27/07	000868108	39094	12,440	50,320	(37,880)	-304.5%	COPR	HORWITH	CEFX31070
08/24/07	09/24/07	000868109	39095	29,640	49,560	(19,920)	-67.2%	COPR	HORWITH	JTLX30146
08/24/07	09/24/07	000868110	39096	68,680	50,520	18,160	26.4%	COPR	HORWITH	JTLX30146
08/24/07	09/24/07	000868111	39097	67,760	49,600	18,160	26.8%	COPR	HORWITH	JTLX30146
08/24/07	09/24/07	000868112	39098	24,160	48,000	(23,840)	-98.7%	COPR	HORWITH	JTLX30146
08/24/07	09/21/07	000868113	39099	77,100	49,960	27,140	35.2%	COPR	HORWITH	JTLX270
08/24/07	09/21/07	000868114	39100	76,520	50,260	26,260	34.3%	COPR	HORWITH	JTLX270
08/24/07	09/21/07	000868115	39101	22,740	51,300	(28,560)	-125.6%	COPR	HORWITH	JTLX270
08/24/07	09/21/07	000868116	39102	22,740	49,420	(26,680)	-117.3%	COPR	HORWITH	JTLX270
08/24/07	09/24/07	000868117	39103	67,060	49,080	17,980	26.8%	COPR	HORWITH	JTLX30103
08/24/07	09/24/07	000868118	39104	34,140	50,400	(16,260)	-47.6%	COPR	HORWITH	JTLX30103
08/24/07	09/24/07	000868119	39105	34,120	49,980	(15,860)	-46.5%	COPR	HORWITH	JTLX30103
08/24/07	09/24/07	000868120	39106	68,400	50,460	17,940	26.2%	COPR	HORWITH	JTLX30103
08/24/07	09/24/07	000868121	39107	43,460	49,460	(6,000)	-13.8%	COPR	HORWITH	CEFX35242
08/24/07	09/24/07	000868122	39108	76,700	51,080	25,620	33.4%	COPR	HORWITH	CEFX35242

Honeywell

HONEYWELL SA-7 USE HAZARDOUS WASTE TRACKING (2006)										
Date Shipped	Date of Return Manifest	State Manifest	Man. Doc #	Facilty Manifest Weight (lbs)	Estimated Weight (lbs)	Manifest - Estimate (lbs)	Manifest - Estimate (%)	Material	Transporter	RAILCAR #
08/24/07	09/24/07	000868123	39109	68,060	50,160	17,900	26.3%	COPR	HORWITH	CEFX35242
08/24/07	09/24/07	000868124	39110	11,420	51,200	(39,780)	-348.3%	COPR	HORWITH	CEFX35242
08/24/07	09/24/07	000868125	39111	15,620	51,620	(36,000)	-230.5%	COPR	HORWITH	HLMX1149
08/24/07	09/24/07	000868126	39112	67,540	48,520	19,020	28.2%	COPR	HORWITH	HLMX1149
08/24/07	09/24/07	000868127	39113	35,920	49,500	(13,580)	-37.8%	COPR	HORWITH	HLMX1149
08/24/07	09/24/07	000868128	39114	76,640	50,120	26,520	34.6%	COPR	HORWITH	HLMX1149
08/24/07	09/21/07	000868129	39115	30,440	50,360	(19,920)	-65.4%	COPR	HORWITH	CITX300117
08/24/07	09/21/07	000868130	39116	30,460	51,020	(20,560)	-67.5%	COPR	HORWITH	CITX300117
08/24/07	09/24/07	000868131	39117	8,140	49,400	(41,260)	-506.9%	COPR	HORWITH	HLMX1173
08/27/07	09/24/07	000868132	39118	63,460	50,160	13,300	21.0%	COPR	HORWITH	JTLX156
08/27/07	09/24/07	000868133	39119	77,420	49,200	28,220	36.5%	COPR	HORWITH	JTLX156
08/27/07	09/24/07	000868134	39120	29,100	51,060	(21,960)	-75.5%	COPR	HORWITH	JTLX156
08/27/07	09/24/07	000868135	39121	29,100	51,640	(22,540)	-77.5%	COPR	HORWITH	JTLX156
08/27/07	09/24/07	000868136	39122	37,900	49,800	(11,900)	-31.4%	COPR	HORWITH	NRLX585592
08/27/07	09/24/07	000868137	39123	67,240	48,140	19,100	28.4%	COPR	HORWITH	NRLX585592
08/27/07	09/24/07	000868138	39124	68,040	49,720	18,320	26.9%	COPR	HORWITH	NRLX585592
08/27/07	09/24/07	000868139	39125	24,440	51,620	(27,180)	-111.2%	COPR	HORWITH	NRLX585592
08/27/07	09/21/07	000868140	39126	33,340	49,900	(16,560)	-49.7%	COPR	HORWITH	CHUX187
08/27/07	09/21/07	000868141	39127	68,960	50,040	18,920	27.4%	COPR	HORWITH	CHUX187
08/27/07	09/21/07	000868142	39128	77,760	51,720	26,040	33.5%	COPR	HORWITH	CHUX187
08/27/07	09/21/07	000868143	39129	19,940	48,840	(28,900)	-144.9%	COPR	HORWITH	CHUX187
08/27/07	09/21/07	000868144	39130	31,620	50,280	(18,660)	-59.0%	COPR	HORWITH	JTLX234
08/27/07	09/21/07	000868145	39131	67,180	50,820	16,360	24.4%	COPR	HORWITH	JTLX234
08/27/07	09/21/07	000868146	39132	68,980	49,900	19,080	27.7%	COPR	HORWITH	JTLX234
08/27/07	09/21/07	000868147	39133	29,980	50,380	(20,400)	-68.0%	COPR	HORWITH	JTLX234
08/27/07	09/24/07	000868148	39134	38,400	51,980	(13,580)	-35.4%	COPR	HORWITH	CHUX262
08/27/07	09/24/07	000868149	39135	68,140	49,860	18,280	26.8%	COPR	HORWITH	CHUX262
08/27/07	09/24/07	000868150	39136	67,820	48,300	19,520	28.8%	COPR	HORWITH	CHUX262
08/27/07	09/24/07	000868151	39137	23,100	50,520	(27,420)	-118.7%	COPR	HORWITH	CHUX262
08/27/07	09/21/07	000868152	39138	20,260	48,280	(28,020)	-138.3%	COPR	HORWITH	CHUX206
08/27/07	09/21/07	000868153	39139	67,360	48,000	19,360	28.7%	COPR	HORWITH	CHUX206
08/27/07	09/21/07	000868154	39140	69,040	48,640	20,400	29.5%	COPR	HORWITH	CHUX206
08/27/07	09/21/07	000868155	39141	34,700	48,600	(13,900)	-40.1%	COPR	HORWITH	CHUX206
08/27/07	09/24/07	000868156	39142	26,180	49,600	(23,420)	-89.5%	COPR	HORWITH	MHFX5699
08/27/07	09/24/07	000868157	39143	67,580	49,540	18,040	26.7%	COPR	HORWITH	MHFX5699
08/27/07	09/24/07	000868158	39144	26,180	49,000	(22,820)	-87.2%	COPR	HORWITH	MHFX5699
08/27/07	09/24/07	000868159	39145	77,360	48,800	28,560	36.9%	COPR	HORWITH	MHFX5699
08/27/07	09/24/07	000868160	39146	67,500	50,880	16,620	24.6%	COPR	HORWITH	CEFX35800
08/27/07	09/24/07	000868161	39147	67,640	49,800	17,840	26.4%	COPR	HORWITH	CEFX35800
08/27/07	09/24/07	000868162	39148	38,020	50,700	(12,680)	-33.4%	COPR	HORWITH	CEFX35800
08/27/07	09/24/07	000868163	39149	28,960	52,180	(23,220)	-80.2%	COPR	HORWITH	CEFX35800
08/27/07	09/24/07	000868164	39150	37,400	48,820	(11,420)	-30.5%	COPR	HORWITH	JTLX194
08/27/07	09/24/07	000868165	39151	68,600	49,560	19,040	27.8%	COPR	HORWITH	JTLX194
08/27/07	09/24/07	000868166	39152	67,580	49,560	18,020	26.7%	COPR	HORWITH	JTLX194
08/27/07	09/24/07	000868167	39153	31,100	49,860	(18,760)	-60.3%	COPR	HORWITH	JTLX194
08/27/07	09/24/07	000868168	39154	54,360	51,120	3,240	6.0%	COPR	HORWITH	JTLX166
08/27/07	09/24/07	000868169	39155	67,740	50,180	17,560	25.9%	COPR	HORWITH	JTLX166
08/27/07	09/24/07	000868170	39156	38,760	50,660	(11,900)	-30.7%	COPR	HORWITH	JTLX166
08/27/07	09/24/07	000868171	39157	38,780	49,280	(10,500)	-27.1%	COPR	HORWITH	JTLX166
08/27/07	09/24/07	000868172	39158	77,520	50,100	27,420	35.4%	COPR	HORWITH	CEFX35802
08/28/07	09/24/07	000868173	39159	76,840	50,360	26,480	34.5%	COPR	HORWITH	HLMX1173
08/28/07	09/24/07	000868174	39160	69,400	48,000	21,400	30.8%	COPR	HORWITH	CEFX35802
08/28/07	09/24/07	000868175	39161	19,460	48,780	(29,320)	-150.7%	COPR	HORWITH	CEFX35802
08/28/07	09/24/07	000868176	39162	19,480	48,120	(28,640)	-147.0%	COPR	HORWITH	CEFX35802
08/28/07	09/24/07	000868177	39163	68,020	50,580	17,440	25.6%	COPR	HORWITH	HLMX1173
08/28/07	09/24/07	000868178	39164	46,380	48,400	(2,020)	-4.4%	COPR	HORWITH	HLMX1173
08/28/07	09/24/07	000868179	39165	19,660	50,680	(31,020)	-157.8%	COPR	HORWITH	JTLX275
08/28/07	09/21/07	000868180	39166	67,280	50,100	17,180	25.5%	COPR	HORWITH	CEFX35239
08/28/07	09/21/07	000868181	39167	67,180	49,600	17,580	26.2%	COPR	HORWITH	CEFX35239
08/28/07	09/21/07	000868182	39168	18,420	49,640	(31,220)	-169.5%	COPR	HORWITH	CEFX35239
08/28/07	09/21/07	000868183	39169	36,520	49,760	(13,240)	-36.3%	COPR	HORWITH	CEFX35239
08/28/07	09/24/07	000868184	39170	31,520	50,980	(19,460)	-61.7%	COPR	HORWITH	NDYX322037
08/28/07	09/24/07	000868185	39171	76,980	50,000	26,980	35.0%	COPR	HORWITH	NDYX322037
08/28/07	09/24/07	000868186	39172	77,340	49,300	28,040	36.3%	COPR	HORWITH	NDYX322037
08/28/07	09/24/07	000868187	39173	13,920	50,700	(36,780)	-264.2%	COPR	HORWITH	NDYX322037
08/28/07	09/24/07	000868188	39174	67,660	49,740	17,920	26.5%	COPR	HORWITH	MHFX5704
08/28/07	09/24/07	000868189	39175	34,560	50,860	(16,300)	-47.2%	COPR	HORWITH	MHFX5704
08/28/07	09/24/07	000868190	39176	34,540	51,880	(17,340)	-50.2%	COPR	HORWITH	MHFX5704
08/28/07	09/24/07	000868191	39177	15,520	49,500	(33,980)	-218.9%	COPR	HORWITH	CEFX31035
08/28/07	09/24/07	000868192	39178	76,620	51,580	25,040	32.7%	COPR	HORWITH	CEFX31035
08/28/07	09/24/07	000868193	39179	69,760	51,540	18,220	26.1%	COPR	HORWITH	CEFX31035
08/28/07	09/24/07	000868194	39180	36,920	48,660	(11,740)	-31.8%	COPR	HORWITH	CEFX31035
08/28/07	09/25/07	000868195	39181	67,780	48,560	19,220	28.4%	COPR	HORWITH	HLMX1223
08/28/07	09/25/07	000868196	39182	68,900	50,280	18,620	27.0%	COPR	HORWITH	HLMX1223

Honeywell

HONEYWELL SA-7 USE HAZARDOUS WASTE TRACKING (2006)										
Date Shipped	Date of Return Manifest	State Manifest	Man. Doc #	Facilty Manifest Weight (lbs)	Estimated Weight (lbs)	Manifest - Estimate (lbs)	Manifest - Estimate (%)	Material	Transporter	RAILCAR #
08/28/07	09/24/07	000868197	39183	68,400	49,200	19,200	28.1%	COPR	HORWITH	MHFX5704
08/28/07	09/24/07	000868198	39184	78,140	51,680	26,460	33.9%	COPR	HORWITH	HLMX1125
08/28/07	09/24/07	000868199	39185	23,660	49,140	(25,480)	-107.7%	COPR	HORWITH	HLMX1125
08/28/07	09/24/07	000868200	39186	23,640	51,220	(27,580)	-116.7%	COPR	HORWITH	HLMX1125
08/28/07	09/25/07	000868201	39187	29,800	50,360	(20,560)	-69.0%	COPR	HORWITH	HLMX1223
08/28/07	09/25/07	000868202	39188	29,820	51,220	(21,400)	-71.8%	COPR	HORWITH	HLMX1223
08/28/07	09/24/07	000868203	39189	77,460	51,160	26,300	34.0%	COPR	HORWITH	HLMX1125
08/28/07	09/21/07	000868204	39190	56,260	50,960	5,300	9.4%	COPR	HORWITH	CEFX35246
08/28/07	09/24/07	000868205	39191	76,560	51,300	25,260	33.0%	COPR	HORWITH	JTLX275
08/28/07	09/21/07	000868206	39192	11,500	49,160	(37,660)	-327.5%	COPR	HORWITH	JTLX30127
08/28/07	09/21/07	000868207	39193	68,920	49,020	19,900	28.9%	COPR	HORWITH	JTLX30127
08/28/07	09/21/07	000868208	39194	66,500	48,480	18,020	27.1%	COPR	HORWITH	JTLX30127
08/28/07	09/21/07	000868209	39195	47,280	49,300	(2,020)	-4.3%	COPR	HORWITH	JTLX30127
08/28/07	09/24/07	000868210	39196	76,940	51,420	25,520	33.2%	COPR	HORWITH	JTLX275
08/28/07	09/21/07	000868211	39197	68,260	51,820	16,440	24.1%	COPR	HORWITH	CEFX32069
08/28/07	09/21/07	000868212	39198	77,260	50,720	26,540	34.4%	COPR	HORWITH	CEFX32069
08/28/07	09/21/07	000868213	39199	28,080	51,380	(23,300)	-83.0%	COPR	HORWITH	CEFX32069
08/28/07	09/21/07	000868214	39200	28,080	50,680	(22,600)	-80.5%	COPR	HORWITH	CEFX32069
08/28/07	09/21/07	000868215	39201	49,800	50,140	(340)	-0.7%	COPR	HORWITH	CEFX32072
08/28/07	09/21/07	000868216	39202	68,720	50,260	18,460	26.9%	COPR	HORWITH	CEFX32072
08/28/07	09/21/07	000868217	39203	76,700	52,320	24,380	31.8%	COPR	HORWITH	CEFX32072
08/28/07	09/21/07	000868218	39204	8,440	50,620	(42,180)	-499.8%	COPR	HORWITH	CEFX32072
08/28/07	09/21/07	000868219	39205	38,120	49,440	(11,320)	-29.7%	COPR	HORWITH	CEFX35246
08/28/07	09/21/07	000868220	39206	68,660	51,600	17,060	24.8%	COPR	HORWITH	CEFX35246
08/28/07	09/21/07	000868221	39207	38,120	51,800	(13,680)	-35.9%	COPR	HORWITH	CEFX35246
08/28/07	09/21/07	000868222	39208	67,420	51,480	15,940	23.6%	COPR	HORWITH	MHFX5663
08/28/07	09/21/07	000868223	39209	36,620	51,020	(14,400)	-39.3%	COPR	HORWITH	MHFX5663
08/28/07	09/21/07	000868224	39210	68,880	50,700	18,180	26.4%	COPR	HORWITH	MHFX5663
08/28/07	09/21/07	000868225	39211	29,960	51,860	(21,900)	-73.1%	COPR	HORWITH	MHFX5663
08/28/07	09/24/07	000868226	39212	64,700	50,640	14,060	21.7%	COPR	HORWITH	MHFX5646
08/28/07	09/24/07	000868227	39213	68,320	51,360	16,960	24.8%	COPR	HORWITH	MHFX5646
08/28/07	09/24/07	000868228	39214	33,560	51,400	(17,840)	-53.2%	COPR	HORWITH	MHFX5646
08/28/07	10/10/07	000868229	39215	67,100	50,200	16,900	25.2%	COPR	HORWITH	MHFX5796
08/28/07	09/24/07	000868230	39216	33,580	50,460	(16,880)	-50.3%	COPR	HORWITH	MHFX5646
08/28/07	10/10/07	000868231	39217	76,800	50,680	26,120	34.0%	COPR	HORWITH	MHFX5796
08/28/07	10/10/07	000868232	39218	28,700	50,840	(22,140)	-77.1%	COPR	HORWITH	MHFX5796
08/28/07	10/10/07	000868233	39219	28,700	52,160	(23,460)	-81.7%	COPR	HORWITH	MHFX5796
08/28/07	09/24/07	000868234	39220	19,660	52,400	(32,740)	-166.5%	COPR	HORWITH	JTLX275
08/29/07	09/21/07	000868235	39221	67,260	50,680	16,580	24.7%	COPR	HORWITH	NRLX526001
08/29/07	09/21/07	000868236	39222	67,840	49,140	18,700	27.6%	COPR	HORWITH	NDYX316037
08/29/07	09/21/07	000868237	39223	72,640	50,140	22,500	31.0%	COPR	HORWITH	NRLX526001
08/29/07	09/21/07	000868238	39224	38,140	51,420	(13,280)	-34.8%	COPR	HORWITH	NRLX526001
08/29/07	09/21/07	000868239	39225	18,160	50,860	(32,700)	-180.1%	COPR	HORWITH	NRLX526001
08/29/07	09/21/07	000868240	39226	69,500	51,100	18,400	26.5%	COPR	HORWITH	JTLX151
08/29/07	09/21/07	000868241	39227	66,520	51,640	14,880	22.4%	COPR	HORWITH	JTLX151
08/29/07	09/21/07	000868242	39228	33,740	51,920	(18,180)	-53.9%	COPR	HORWITH	JTLX151
08/29/07	09/21/07	000868243	39229	33,760	51,320	(17,560)	-52.0%	COPR	HORWITH	JTLX151
08/29/07	09/21/07	000868244	39230	53,940	51,120	2,820	5.2%	COPR	HORWITH	CHUX291
08/29/07	09/21/07	000868245	39231	77,240	50,400	26,840	34.7%	COPR	HORWITH	CHUX291
08/29/07	09/21/07	000868246	39232	33,680	50,820	(17,140)	-50.9%	COPR	HORWITH	CHUX291
08/29/07	09/21/07	000868247	39233	33,680	50,560	(16,880)	-50.1%	COPR	HORWITH	CHUX291
08/29/07	09/21/07	000868248	39234	30,660	49,960	(19,300)	-62.9%	COPR	HORWITH	CHUX235
08/29/07	09/21/07	000868249	39235	68,940	49,700	19,240	27.9%	COPR	HORWITH	NDYX316037
08/29/07	09/21/07	000868250	39236	46,680	49,480	(2,800)	-6.0%	COPR	HORWITH	NDYX316037
08/29/07	09/21/07	000868251	39237	11,520	48,280	(36,760)	-319.1%	COPR	HORWITH	NDYX316037
08/29/07	09/21/07	000868252	39238	66,520	48,840	17,680	26.6%	COPR	HORWITH	NDYX316016
08/29/07	09/21/07	000868253	39239	35,540	48,100	(12,560)	-35.3%	COPR	HORWITH	NDYX316016
08/29/07	09/21/07	000868254	39240	68,200	49,100	19,100	28.0%	COPR	HORWITH	NDYX316016
08/29/07	09/21/07	000868255	39241	23,900	50,800	(26,900)	-112.6%	COPR	HORWITH	NDYX316016
08/29/07	09/21/07	000868256	39242	10,220	48,620	(38,400)	-375.7%	COPR	HORWITH	NDYX316093
08/29/07	09/21/07	000868257	39243	67,800	48,320	19,480	28.7%	COPR	HORWITH	NDYX316093
08/29/07	09/21/07	000868258	39244	77,120	49,720	27,400	35.5%	COPR	HORWITH	NDYX316093
08/29/07	09/21/07	000868259	39245	32,800	49,160	(16,360)	-49.9%	COPR	HORWITH	NDYX316093
08/29/07	09/21/07	000868260	39246	68,060	49,960	18,100	26.6%	COPR	HORWITH	CHUX235
08/29/07	09/21/07	000868261	39247	77,120	50,440	26,680	34.6%	COPR	HORWITH	CHUX235
08/29/07	09/21/07	000868262	39248	23,120	50,420	(27,300)	-118.1%	COPR	HORWITH	CHUX235
08/29/07	09/21/07	000868263	39249	49,180	48,020	1,160	2.4%	COPR	HORWITH	NDYX316152
08/29/07	09/21/07	000868264	39250	77,120	51,820	25,300	32.8%	COPR	HORWITH	CEFX35847
08/29/07	09/21/07	000868265	39251	68,720	51,220	17,500	25.5%	COPR	HORWITH	CEFX35847
08/29/07	09/21/07	000868266	39252	28,980	52,140	(23,160)	-79.9%	COPR	HORWITH	CEFX35847
08/29/07	09/21/07	000868267	39253	28,980	52,080	(23,100)	-79.7%	COPR	HORWITH	CEFX35847
08/29/07	09/21/07	000868268	39254	76,620	49,360	27,260	35.6%	COPR	HORWITH	NDYX316152
08/29/07	09/21/07	000868269	39255	28,520	51,960	(23,440)	-82.2%	COPR	HORWITH	CHUX267
08/29/07	09/21/07	000868270	39256	76,780	50,980	25,800	33.6%	COPR	HORWITH	CHUX267

Honeywell

HONEYWELL SA-7 USE HAZARDOUS WASTE TRACKING (2006)										
Date Shipped	Date of Return Manifest	State Manifest	Man. Doc #	Facilty Manifest Weight (lbs)	Estimated Weight (lbs)	Manifest - Estimate (lbs)	Manifest - Estimate (%)	Material	Transporter	RAILCAR #
08/29/07	09/21/07	000868271	39257	77,460	50,560	26,900	34.7%	COPR	HORWITH	CHUX267
08/29/07	09/21/07	000868272	39258	15,440	49,320	(33,880)	-219.4%	COPR	HORWITH	NDYX316078
08/29/07	09/21/07	000868273	39259	30,900	49,380	(18,480)	-59.8%	COPR	HORWITH	NDYX316152
08/29/07	09/21/07	000868274	39260	30,900	48,000	(17,100)	-55.3%	COPR	HORWITH	NDYX316152
08/29/07	09/21/07	000868275	39261	67,620	48,960	18,660	27.6%	COPR	HORWITH	NDYX316078
08/29/07	09/21/07	000868276	39262	68,860	49,620	19,240	27.9%	COPR	HORWITH	NDYX316078
08/29/07	09/21/07	000868277	39263	28,840	50,480	(21,640)	-75.0%	COPR	HORWITH	JTLX185
08/29/07	09/21/07	000868278	39264	69,420	51,260	18,160	26.2%	COPR	HORWITH	JTLX185
08/29/07	09/21/07	000868279	39265	66,480	50,440	16,040	24.1%	COPR	HORWITH	JTLX185
08/29/07	09/21/07	000868280	39266	34,980	51,840	(16,860)	-48.2%	COPR	HORWITH	JTLX185
08/29/07	09/21/07	000868281	39267	67,760	51,580	16,180	23.9%	COPR	HORWITH	JTLX30145
08/29/07	09/21/07	000868282	39268	34,040	50,560	(16,520)	-48.5%	COPR	HORWITH	JTLX30145
08/29/07	09/21/07	000868283	39269	76,720	52,200	24,520	32.0%	COPR	HORWITH	JTLX30145
08/29/07	09/21/07	000868284	39270	34,020	50,620	(16,600)	-48.8%	COPR	HORWITH	JTLX30145
08/29/07	09/21/07	000868285	39271	19,100	51,340	(32,240)	-168.8%	COPR	HORWITH	CHUX267
08/29/07	09/21/07	000868286	39272	76,980	49,740	27,240	35.4%	COPR	HORWITH	NDYX316238
08/29/07	09/21/07	000868287	39273	21,140	51,940	(30,800)	-145.7%	COPR	HORWITH	CITX300158
08/29/07	09/21/07	000868288	39274	77,520	49,400	28,120	36.3%	COPR	HORWITH	NDYX316238
08/29/07	09/21/07	000868289	39275	68,480	50,720	17,760	25.9%	COPR	HORWITH	CITX300158
08/29/07	09/21/07	000868290	39276	19,100	49,920	(30,820)	-161.4%	COPR	HORWITH	NDYX316238
08/29/07	09/21/07	000868291	39277	42,560	49,220	(6,660)	-15.6%	COPR	HORWITH	NDYX316078
08/29/07	09/21/07	000868292	39278	65,880	50,180	15,700	23.8%	COPR	HORWITH	CITX300158
08/29/07	09/21/07	000868293	39279	19,120	48,280	(29,160)	-152.5%	COPR	HORWITH	NDYX316238
08/29/07	09/21/07	000868294	39280	23,940	49,720	(25,780)	-107.7%	COPR	HORWITH	NDYX316147
08/29/07	09/21/07	000868295	39281	67,600	48,420	19,180	28.4%	COPR	HORWITH	NDYX316147
08/29/07	09/21/07	000868296	39282	68,480	48,220	20,260	29.6%	COPR	HORWITH	NDYX316147
08/29/07	09/21/07	000868297	39283	48,560	51,460	(2,900)	-6.0%	COPR	HORWITH	CITX300158
08/29/07	09/25/07	000868298	39284	77,120	47,660	29,460	38.2%	COPR	HORWITH	NDYX316049
08/29/07	09/21/07	000868299	39285	68,180	50,960	17,220	25.3%	COPR	HORWITH	CITX300138
08/29/07	09/21/07	000868300	39286	21,380	51,700	(30,320)	-141.8%	COPR	HORWITH	CITX300138
08/29/07	09/21/07	000868301	39287	32,820	50,060	(17,240)	-52.5%	COPR	HORWITH	NDYX316147
08/29/07	09/21/07	000868302	39288	68,040	51,180	16,860	24.8%	COPR	HORWITH	CITX300138
08/29/07	09/21/07	000868303	39289	44,920	52,160	(7,240)	-16.1%	COPR	HORWITH	CITX300138
08/29/07	09/25/07	000868304	39290	67,880	49,140	18,740	27.6%	COPR	HORWITH	NDYX316049
08/30/07	09/21/07	000868305	39291	23,820	50,240	(26,420)	-110.9%	COPR	HORWITH	CITX300023
08/30/07	09/21/07	000868306	39292	67,760	50,240	17,520	25.9%	COPR	HORWITH	CITX300023
08/30/07	09/25/07	000868307	39293	24,260	49,820	(25,560)	-105.4%	COPR	HORWITH	NDYX316049
08/30/07	09/25/07	000868308	39294	24,280	49,680	(25,400)	-104.6%	COPR	HORWITH	NDYX316049
08/30/07	09/21/07	000868309	39295	68,320	50,460	17,860	26.1%	COPR	HORWITH	CITX300023
08/30/07	09/21/07	000868310	39296	39,040	52,000	(12,960)	-33.2%	COPR	HORWITH	CITX300023
08/30/07	09/21/07	000868311	39297	12,200	49,660	(37,460)	-307.0%	COPR	HORWITH	NDYX316031
08/30/07	09/25/07	000868312	39298	23,380	52,100	(28,720)	-122.8%	COPR	HORWITH	CHUX283
08/30/07	09/25/07	000868313	39299	66,360	50,600	15,760	23.7%	COPR	HORWITH	CHUX283
08/30/07	09/25/07	000868314	39300	67,200	50,760	16,440	24.5%	COPR	HORWITH	CHUX283
08/30/07	09/21/07	000868315	39301	68,580	49,820	18,760	27.4%	COPR	HORWITH	NDYX316031
08/30/07	09/25/07	000868316	39302	44,260	51,020	(6,760)	-15.3%	COPR	HORWITH	CHUX283
08/30/07	09/24/07	000868317	39303	28,500	51,340	(22,840)	-80.1%	COPR	HORWITH	JTLX240
08/30/07	09/24/07	000868318	39304	68,900	51,160	17,740	25.7%	COPR	HORWITH	JTLX240
08/30/07	09/24/07	000868319	39305	68,000	51,060	16,940	24.9%	COPR	HORWITH	CITX300033
08/30/07	09/24/07	000868320	39306	34,460	51,040	(16,580)	-48.1%	COPR	HORWITH	JTLX240
08/30/07	09/24/07	000868321	39307	68,840	51,780	17,060	24.8%	COPR	HORWITH	JTLX240
08/30/07	09/24/07	000868322	39308	77,080	51,920	25,160	32.6%	COPR	HORWITH	CITX300033
08/30/07	09/24/07	000868323	39309	26,840	51,640	(24,800)	-92.4%	COPR	HORWITH	CITX300033
08/30/07	09/24/07	000868324	39310	26,840	50,540	(23,700)	-88.3%	COPR	HORWITH	CITX300033
08/30/07	09/25/07	000868325	39311	14,260	50,000	(35,740)	-250.6%	COPR	HORWITH	CEFX35852
08/30/07	09/24/07	000868326	39312	68,100	49,660	18,440	27.1%	COPR	HORWITH	NDYX316224
08/30/07	09/25/07	000868327	39313	67,780	50,260	17,520	25.8%	COPR	HORWITH	CEFX35852
08/30/07	09/24/07	000868328	39314	76,980	46,480	30,500	39.6%	COPR	HORWITH	NDYX316224
08/30/07	09/25/07	000868329	39315	79,680	50,320	29,360	36.8%	COPR	HORWITH	CEFX35852
08/30/07	09/25/07	000868330	39316	33,080	50,140	(17,060)	-51.6%	COPR	HORWITH	CEFX35852
08/30/07	09/24/07	000868331	39317	22,700	49,300	(26,600)	-117.2%	COPR	HORWITH	NDYX316224
08/30/07	09/21/07	000868332	39318	25,360	51,880	(26,520)	-104.6%	COPR	HORWITH	CHUX245
08/30/07	09/21/07	000868333	39319	64,920	51,840	13,080	20.1%	COPR	HORWITH	CHUX245
08/30/07	09/24/07	000868334	39320	22,700	49,180	(26,480)	-116.7%	COPR	HORWITH	NDYX316224
08/30/07	09/21/07	000868335	39321	77,380	51,900	25,480	32.9%	COPR	HORWITH	CHUX245
08/30/07	09/21/07	000868336	39322	39,560	51,320	(11,760)	-29.7%	COPR	HORWITH	CHUX245
08/30/07	09/25/07	000868337	39323	28,260	51,780	(23,520)	-83.2%	COPR	HORWITH	HLMX1262
08/30/07	09/25/07	000868338	39324	67,100	50,360	16,740	24.9%	COPR	HORWITH	HLMX1262
08/30/07	09/21/07	000868339	39325	66,220	48,000	18,220	27.5%	COPR	HORWITH	NDYX316031
08/30/07	09/21/07	000868340	39326	8,840	51,380	(42,540)	-481.2%	COPR	HORWITH	JTLX268
08/30/07	09/21/07	000868341	39327	69,360	52,020	17,340	25.0%	COPR	HORWITH	JTLX268
08/30/07	09/21/07	000868342	39328	43,180	49,460	(6,280)	-14.5%	COPR	HORWITH	NDYX316031
08/30/07	09/21/07	000868343	39329	67,000	49,640	17,360	25.9%	COPR	HORWITH	JTLX268
08/30/07	09/21/07	000868344	39330	55,540	51,460	4,080	7.3%	COPR	HORWITH	JTLX268

HONEYWELL SA-7 USE HAZARDOUS WASTE TRACKING (2006)

Date Shipped	Date of Return Manifest	State Manifest	Man. Doc #	Facilty Manifest Weight (lbs)	Estimated Weight (lbs)	Manifest - Estimate (lbs)	Manifest - Estimate (%)	Material	Transporter	RAILCAR #
08/30/07	09/21/07	000868345	39331	29,560	50,400	(20,840)	-70.5%	COPR	HORWITH	HLMX1118
08/30/07	09/21/07	000868346	39332	60,180	50,540	9,640	16.0%	COPR	HORWITH	HLMX1118
08/30/07	09/21/07	000868347	39333	77,400	50,160	27,240	35.2%	COPR	HORWITH	HLMX1118
08/30/07	09/21/07	000868348	39334	29,580	50,280	(20,700)	-70.0%	COPR	HORWITH	HLMX1118
08/30/07	09/21/07	000868349	39335	38,460	50,400	(11,940)	-31.0%	COPR	HORWITH	CEFX31058
08/30/07	09/21/07	000868350	39336	68,080	50,860	17,220	25.3%	COPR	HORWITH	CEFX31058
08/30/07	09/21/07	000868351	39337	68,500	52,220	16,280	23.8%	COPR	HORWITH	CEFX31058
08/30/07	09/21/07	000868352	39338	27,660	52,380	(24,720)	-89.4%	COPR	HORWITH	CEFX31058
08/30/07	09/21/07	000868353	39339	32,280	51,440	(19,160)	-59.4%	COPR	HORWITH	HLMX1052
08/30/07	09/21/07	000868354	39340	69,080	50,180	18,900	27.4%	COPR	HORWITH	HLMX1052
08/30/07	09/21/07	000868355	39341	38,500	51,020	(12,520)	-32.5%	COPR	HORWITH	JTLX264
08/30/07	09/21/07	000868356	39342	68,200	52,040	16,160	23.7%	COPR	HORWITH	HLMX1052
08/30/07	09/21/07	000868357	39343	27,840	49,500	(21,660)	-77.8%	COPR	HORWITH	HLMX1052
08/30/07	09/21/07	000868358	39344	77,060	50,000	27,060	35.1%	COPR	HORWITH	JTLX264
08/30/07	09/21/07	000868359	39345	38,440	50,060	(11,620)	-30.2%	COPR	HORWITH	JTLX264
08/30/07	09/21/07	000868360	39346	38,420	50,200	(11,780)	-30.7%	COPR	HORWITH	JTLX264
08/30/07	09/25/07	000868361	39347	22,420	48,180	(25,760)	-114.9%	COPR	HORWITH	CEFX33390
08/30/07	09/25/07	000868362	39348	67,320	51,240	16,080	23.9%	COPR	HORWITH	CEFX33390
08/30/07	09/25/07	000868363	39349	68,840	50,300	18,540	26.9%	COPR	HORWITH	CEFX33390
08/30/07	09/25/07	000868364	39350	38,500	52,540	(14,040)	-36.5%	COPR	HORWITH	CEFX33390
08/30/07	09/21/07	000868365	39351	68,140	50,440	17,700	26.0%	COPR	HORWITH	NRLX585537
08/30/07	09/21/07	000868366	39352	61,460	50,820	10,640	17.3%	COPR	HORWITH	NRLX585537
08/30/07	09/21/07	000868367	39353	33,760	50,280	(16,520)	-48.9%	COPR	HORWITH	NRLX585537
08/30/07	09/21/07	000868368	39354	33,760	50,620	(16,860)	-49.9%	COPR	HORWITH	NRLX585537
08/30/07	09/25/07	000868369	39355	50,680	52,140	(1,460)	-2.9%	COPR	HORWITH	NRLX526233
08/30/07	09/25/07	000868370	39356	77,340	50,920	26,420	34.2%	COPR	HORWITH	NRLX526233
08/30/07	09/25/07	000868371	39357	34,500	50,040	(15,540)	-45.0%	COPR	HORWITH	NRLX526233
08/30/07	09/25/07	000868372	39358	34,500	52,000	(17,500)	-50.7%	COPR	HORWITH	NRLX526233
08/30/07	09/25/07	000868373	39359	76,860	50,460	26,400	34.3%	COPR	HORWITH	HLMX1262
08/30/07	09/25/07	000868374	39360	26,120	50,040	(23,920)	-91.6%	COPR	HORWITH	HLMX1262
08/31/07	09/24/07	000868375	39361	76,400	51,400	25,000	32.7%	COPR	HORWITH	JTLX50
08/31/07	09/24/07	000868376	39362	15,100	49,540	(34,440)	-228.1%	COPR	HORWITH	JTLX50
08/31/07	09/24/07	000868377	39363	27,480	49,780	(22,300)	-81.1%	COPR	HORWITH	JTLX50
08/31/07	09/24/07	000868378	39364	77,000	50,500	26,500	34.4%	COPR	HORWITH	JTLX50
08/31/07	09/25/07	000868379	39365	67,380	48,800	18,580	27.6%	COPR	HORWITH	HLMX1165
08/31/07	09/25/07	000868380	39366	76,840	50,200	26,640	34.7%	COPR	HORWITH	HLMX1165
08/31/07	09/25/07	000868381	39367	8,420	51,560	(43,140)	-512.4%	COPR	HORWITH	HLMX1165
08/31/07	09/25/07	000868382	39368	38,820	52,100	(13,280)	-34.2%	COPR	HORWITH	HLMX1102
08/31/07	09/25/07	000868383	39369	67,940	51,540	16,400	24.1%	COPR	HORWITH	HLMX1102
08/31/07	09/25/07	000868384	39370	68,400	49,980	18,420	26.9%	COPR	HORWITH	HLMX1102
08/31/07	09/25/07	000868385	39371	20,760	50,660	(29,900)	-144.0%	COPR	HORWITH	HLMX1102
08/31/07	09/25/07	000868386	39372	48,340	49,720	(1,380)	-2.9%	COPR	HORWITH	NRLX526199
08/31/07	09/25/07	000868387	39373	60,980	50,300	10,680	17.5%	COPR	HORWITH	NRLX526199
08/31/07	09/25/07	000868388	39374	62,220	51,860	10,360	16.7%	COPR	HORWITH	NRLX526199
08/31/07	09/25/07	000868389	39375	29,280	50,580	(21,300)	-72.7%	COPR	HORWITH	NRLX526199
08/31/07	09/25/07	000868390	39376	22,220	48,100	(25,880)	-116.5%	COPR	HORWITH	HLMX1293
08/31/07	09/25/07	000868391	39377	76,700	50,080	26,620	34.7%	COPR	HORWITH	HLMX1293
08/31/07	09/25/07	000868392	39378	76,980	50,680	26,300	34.2%	COPR	HORWITH	HLMX1293
08/31/07	09/25/07	000868393	39379	20,720	49,700	(28,980)	-139.9%	COPR	HORWITH	HLMX1293
08/31/07	09/25/07	000868394	39380	6,860	50,560	(43,700)	-637.0%	COPR	HORWITH	CHUX144
08/31/07	09/25/07	000868395	39381	67,060	49,940	17,120	25.5%	COPR	HORWITH	CHUX144
08/31/07	09/25/07	000868396	39382	67,400	50,420	16,980	25.2%	COPR	HORWITH	CHUX144
08/31/07	09/25/07	000868397	39383	54,440	50,060	4,380	8.0%	COPR	HORWITH	CHUX144
08/31/07	09/24/07	000868398	39384	68,020	48,420	19,600	28.8%	COPR	HORWITH	JTLX30134
08/31/07	09/24/07	000868399	39385	68,000	49,620	18,380	27.0%	COPR	HORWITH	JTLX30134
08/31/07	09/24/07	000868400	39386	30,860	50,720	(19,860)	-64.4%	COPR	HORWITH	JTLX30134
08/31/07	09/24/07	000868401	39387	30,880	50,920	(20,040)	-64.9%	COPR	HORWITH	JTLX30134
08/31/07	09/27/07	000868402	39388	53,500	48,980	4,520	8.4%	COPR	HORWITH	CHUX138
08/31/07	09/27/07	000868403	39389	66,300	49,740	16,560	25.0%	COPR	HORWITH	CHUX138
08/31/07	09/27/07	000868404	39390	33,580	51,740	(18,160)	-54.1%	COPR	HORWITH	CHUX138
08/31/07	09/27/07	000868405	39391	33,580	48,800	(15,220)	-45.3%	COPR	HORWITH	CHUX138
08/31/07	09/27/07	000868406	39392	29,400	49,760	(20,360)	-69.3%	COPR	HORWITH	CITX300116
08/31/07	09/27/07	000868407	39393	67,580	42,060	25,520	37.8%	COPR	HORWITH	CITX300116
08/31/07	09/27/07	000868408	39394	77,200	50,660	26,540	34.4%	COPR	HORWITH	CITX300116
08/31/07	09/25/07	000868409	39395	46,220	50,140	(3,920)	-8.5%	COPR	HORWITH	HLMX1165

08/17/96	**SITE TONS (Month)**	**AUG SUB-TOTAL:**	69,942,540	70,588,820	(646,280)	-0.92%
03/07/45	**TONS (Site)**	**CUMULATIVE TOTAL:**	466,052,220	471,298,120	(75,188,440)	-16.13%
12/31/37	**TONS (Facility)**	**CUMULATIVE TOTAL:**	466,052,220	471,298,120	5,245,900	1.13%

09/04/07	09/27/07	000868410	39396	29,220	51,180	(21,960)	-75.2%	COPR	HORWITH	CITX300116
09/04/07	09/27/07	000868411	39397	38,740	50,040	(11,300)	-29.2%	COPR	HORWITH	CHUX254
09/04/07	09/27/07	000868412	39398	67,760	48,020	19,740	29.1%	COPR	HORWITH	CHUX254
09/04/07	09/27/07	000868413	39399	76,520	49,260	27,260	35.6%	COPR	HORWITH	CHUX254

Honeywell

HONEYWELL SA-7 USE HAZARDOUS WASTE TRACKING (2006)										
Date Shipped	Date of Return Manifest	State Manifest	Man. Doc #	Facilty Manifest Weight (lbs)	Estimated Weight (lbs)	Manifest - Estimate (lbs)	Manifest - Estimate (%)	Material	Transporter	RAILCAR #
09/04/07	09/27/07	000868414	39400	11,620	49,540	(37,920)	-326.3%	COPR	HORWITH	CHUX254
09/04/07	09/24/07	000868415	39401	77,100	50,560	26,540	34.4%	COPR	HORWITH	TILX3189
09/04/07	09/24/07	000868416	39402	35,520	49,600	(14,080)	-39.6%	COPR	HORWITH	TILX3189
09/04/07	09/24/07	000868417	39403	68,500	51,280	17,220	25.1%	COPR	HORWITH	TILX3189
09/04/07	09/24/07	000868418	39404	17,660	50,120	(32,460)	-183.8%	COPR	HORWITH	TILX3189
09/04/07	09/25/07	000868419	39405	59,100	49,900	9,200	15.6%	COPR	HORWITH	NRLX526228
09/04/07	09/25/07	000868420	39406	68,740	50,200	18,540	27.0%	COPR	HORWITH	NRLX526228
09/04/07	09/25/07	000868421	39407	33,480	49,880	(16,400)	-49.0%	COPR	HORWITH	NRLX526228
09/04/07	09/25/07	000868422	39408	33,480	50,920	(17,440)	-52.1%	COPR	HORWITH	NRLX526228
09/04/07	09/21/07	000868423	39409	67,300	49,940	17,360	25.8%	COPR	HORWITH	JTLX30163
09/04/07	09/21/07	000868424	39410	63,760	50,100	13,660	21.4%	COPR	HORWITH	JTLX30163
09/04/07	09/21/07	000868425	39411	33,360	50,860	(17,500)	-52.5%	COPR	HORWITH	JTLX30163
09/04/07	09/21/07	000868426	39412	33,360	50,740	(17,380)	-52.1%	COPR	HORWITH	JTLX30163
09/04/07	09/24/07	000859660	39413	38,560	50,920	(12,360)	-32.1%	COPR	HORWITH	CITX300162
09/04/07	09/24/07	000859661	39414	67,980	50,760	17,220	25.3%	COPR	HORWITH	CITX300162
09/04/07	09/24/07	000859662	39415	67,200	49,360	17,840	26.5%	COPR	HORWITH	CITX300162
09/04/07	09/24/07	000859663	39416	23,920	49,360	(25,440)	-106.4%	COPR	HORWITH	CITX300162
09/04/07	09/25/07	000859664	39417	76,900	50,700	26,200	34.1%	COPR	HORWITH	CHUX134
09/04/07	09/25/07	000859665	39418	77,520	48,600	28,920	37.3%	COPR	HORWITH	CHUX134
09/04/07	09/25/07	000859666	39419	19,280	49,020	(29,740)	-154.3%	COPR	HORWITH	CHUX134
09/04/07	09/25/07	000859667	39420	19,260	49,380	(30,120)	-156.4%	COPR	HORWITH	CHUX134
09/04/07	09/21/07	000859668	39421	68,340	49,820	18,520	27.1%	COPR	HORWITH	CHUX102
09/04/07	09/21/07	000859669	39422	68,440	49,400	19,040	27.8%	COPR	HORWITH	CHUX102
09/04/07	09/21/07	000859670	39423	34,380	51,040	(16,660)	-48.5%	COPR	HORWITH	CHUX102
09/04/07	09/21/07	000859671	39424	34,400	52,180	(17,780)	-51.7%	COPR	HORWITH	CHUX102
09/04/07	09/24/07	000859672	39425	29,000	51,380	(22,380)	-77.2%	COPR	HORWITH	CITX300160
09/04/07	09/24/07	000859673	39426	69,760	52,340	17,420	25.0%	COPR	HORWITH	CITX300160
09/04/07	09/24/07	000859674	39427	67,060	51,360	15,700	23.4%	COPR	HORWITH	CITX300160
09/04/07	09/24/07	000859675	39428	30,740	49,820	(19,080)	-62.1%	COPR	HORWITH	CITX300160
09/04/07	09/21/07	000868427	39429	67,920	50,980	16,940	24.9%	COPR	HORWITH	DJLX98506
09/04/07	09/21/07	000868428	39430	76,840	49,640	27,200	35.4%	COPR	HORWITH	DJLX98506
09/04/07	09/21/07	000868429	39431	26,400	49,020	(22,620)	-85.7%	COPR	HORWITH	DJLX98506
09/04/07	09/21/07	000868430	39432	26,400	50,420	(24,020)	-91.0%	COPR	HORWITH	DJLX98506
09/04/07	09/25/07	000868431	39433	13,200	49,060	(35,860)	-271.7%	COPR	HORWITH	NDYX320427
09/04/07	09/25/07	000868432	39434	76,560	49,140	27,420	35.8%	COPR	HORWITH	NDYX320427
09/04/07	09/25/07	000868433	39435	62,720	49,480	13,240	21.1%	COPR	HORWITH	NDYX320427
09/04/07	09/25/07	000868434	39436	45,540	49,000	(3,460)	-7.6%	COPR	HORWITH	NDYX320427
09/04/07	09/25/07	000868435	39437	22,440	49,780	(27,340)	-121.8%	COPR	HORWITH	CHUX272
09/04/07	09/25/07	000868436	39438	77,340	49,300	28,040	36.3%	COPR	HORWITH	CHUX272
09/04/07	09/25/07	000868437	39439	69,240	50,480	18,760	27.1%	COPR	HORWITH	CHUX272
09/04/07	09/25/07	000868438	39440	30,220	52,060	(21,840)	-72.3%	COPR	HORWITH	CHUX272
09/04/07	09/25/07	000868439	39441	67,800	50,940	16,860	24.9%	COPR	HORWITH	CHUX180
09/04/07	09/25/07	000868440	39442	12,980	51,040	(38,060)	-293.2%	COPR	HORWITH	CHUX180
09/04/07	09/25/07	000868441	39443	68,340	50,600	17,740	26.0%	COPR	HORWITH	CHUX180
09/04/07	09/25/07	000868442	39444	52,280	50,860	1,420	2.7%	COPR	HORWITH	CHUX180
09/04/07	09/24/07	000868443	39445	42,520	51,740	(9,220)	-21.7%	COPR	HORWITH	JTLX30112
09/04/07	09/24/07	000868444	39446	67,580	49,320	18,260	27.0%	COPR	HORWITH	JTLX30112
09/04/07	09/24/07	000868445	39447	69,400	51,680	17,720	25.5%	COPR	HORWITH	JTLX30112
09/04/07	09/24/07	000868446	39448	24,600	52,240	(27,640)	-112.4%	COPR	HORWITH	JTLX30112
09/04/07	09/24/07	000868447	39449	14,120	48,580	(34,460)	-244.1%	COPR	HORWITH	CITX300026
09/04/07	09/24/07	000868448	39450	76,320	50,500	25,820	33.8%	COPR	HORWITH	CITX300026
09/04/07	09/24/07	000868449	39451	68,440	49,500	18,940	27.7%	COPR	HORWITH	CITX300026
09/04/07	09/24/07	000868450	39452	38,460	50,240	(11,780)	-30.6%	COPR	HORWITH	CITX300026
09/04/07	09/25/07	000868451	39453	77,320	48,800	28,520	36.9%	COPR	HORWITH	CHUX266
09/04/07	09/25/07	000868452	39454	67,640	50,460	17,180	25.4%	COPR	HORWITH	CHUX266
09/04/07	09/25/07	000868453	39455	26,560	50,440	(23,880)	-89.9%	COPR	HORWITH	CHUX266
09/04/07	09/25/07	000868454	39456	26,560	51,000	(24,440)	-92.0%	COPR	HORWITH	CHUX266
09/04/07	09/25/07	000868455	39457	40,500	51,580	(11,080)	-27.4%	COPR	HORWITH	CHUX103
09/04/07	09/25/07	000868456	39458	68,700	50,940	17,760	25.9%	COPR	HORWITH	CHUX103
09/04/07	09/25/07	000868457	39459	68,000	51,540	16,460	24.2%	COPR	HORWITH	CHUX103
09/04/07	09/25/07	000868458	39460	27,900	51,680	(23,780)	-85.2%	COPR	HORWITH	CHUX103
09/04/07	09/27/07	000868459	39461	9,980	49,720	(39,740)	-398.2%	COPR	HORWITH	CHUX155
09/05/07	09/27/07	000868460	39462	28,280	50,040	(21,760)	-76.9%	COPR	HORWITH	MHFX5687
09/05/07	09/27/07	000868461	39463	67,500	49,020	18,480	27.4%	COPR	HORWITH	MHFX5687
09/05/07	09/27/07	000868462	39464	67,620	48,860	18,760	27.7%	COPR	HORWITH	MHFX5687
09/05/07	09/27/07	000868463	39465	30,740	50,680	(19,940)	-64.9%	COPR	HORWITH	MHFX5687
09/05/07	09/27/07	000868464	39466	24,760	49,480	(24,720)	-99.8%	COPR	HORWITH	MHFX5710
09/05/07	09/27/07	000868465	39467	67,940	51,000	16,940	24.9%	COPR	HORWITH	MHFX5710
09/05/07	09/27/07	000868466	39468	69,540	51,900	17,640	25.4%	COPR	HORWITH	MHFX5710
09/05/07	09/27/07	000868467	39469	39,040	50,160	(11,120)	-28.5%	COPR	HORWITH	MHFX5710
09/05/07	09/27/07	000868468	39470	51,500	51,520	(20)	0.0%	COPR	HORWITH	CHUX226
09/05/07	09/27/07	000868469	39471	75,940	49,880	26,060	34.3%	COPR	HORWITH	CHUX226
09/05/07	09/27/07	000868470	39472	33,200	50,360	(17,160)	-51.7%	COPR	HORWITH	CHUX226
09/05/07	09/27/07	000868471	39473	33,200	49,700	(16,500)	-49.7%	COPR	HORWITH	CHUX226

HONEYWELL SA-7 USE HAZARDOUS WASTE TRACKING (2006)										
Date Shipped	Date of Return Manifest	State Manifest	Man. Doc #	Facilty Manifest Weight (lbs)	Estimated Weight (lbs)	Manifest - Estimate (lbs)	Manifest - Estimate (%)	Material	Transporter	RAILCAR #
09/05/07	09/27/07	000868472	39474	67,540	49,620	17,920	26.5%	COPR	HORWITH	CEFX35849
09/05/07	09/27/07	000868473	39475	67,940	51,300	16,640	24.5%	COPR	HORWITH	CEFX35849
09/05/07	09/27/07	000868474	39476	56,720	50,980	5,740	10.1%	COPR	HORWITH	CEFX33529
09/05/07	09/27/07	000868475	39477	34,260	48,280	(14,020)	-40.9%	COPR	HORWITH	CEFX35849
09/05/07	09/27/07	000868476	39478	67,560	49,820	17,740	26.3%	COPR	HORWITH	CEFX33529
09/05/07	09/27/07	000868477	39479	37,580	48,080	(10,500)	-27.9%	COPR	HORWITH	CHUX288
09/05/07	09/27/07	000868478	39480	34,280	48,360	(14,080)	-41.1%	COPR	HORWITH	CEFX35849
09/05/07	09/27/07	000868479	39481	34,580	51,000	(16,420)	-47.5%	COPR	HORWITH	CEFX33529
09/05/07	09/27/07	000868480	39482	34,580	50,160	(15,580)	-45.1%	COPR	HORWITH	CEFX33529
09/05/07	09/27/07	000868481	39483	67,840	50,840	17,000	25.1%	COPR	HORWITH	CHUX288
09/05/07	09/27/07	000868482	39484	16,260	50,240	(33,980)	-209.0%	COPR	HORWITH	CHUX288
09/05/07	09/27/07	000868483	39485	76,840	50,680	26,160	34.0%	COPR	HORWITH	CHUX288
09/05/07	09/27/07	000868484	39486	78,040	49,800	28,240	36.2%	COPR	HORWITH	JTLX30170
09/05/07	09/27/07	000868485	39487	13,080	49,260	(36,180)	-276.6%	COPR	HORWITH	JTLX30170
09/05/07	09/27/07	000868486	39488	77,700	50,560	27,140	34.9%	COPR	HORWITH	JTLX30170
09/05/07	09/27/07	000868487	39489	27,900	51,860	(23,960)	-85.9%	COPR	HORWITH	JTLX30170
09/05/07	09/27/07	000868488	39490	49,620	48,720	900	1.8%	COPR	HORWITH	JTLX30102
09/05/07	09/27/07	000868489	39491	78,580	51,220	27,360	34.8%	COPR	HORWITH	JTLX30102
09/05/07	09/27/07	000868490	39492	34,060	50,980	(16,920)	-49.7%	COPR	HORWITH	JTLX30102
09/05/07	09/27/07	000868491	39493	34,080	50,100	(16,020)	-47.0%	COPR	HORWITH	JTLX30102
09/05/07	09/27/07	000868492	39494	67,520	51,300	16,220	24.0%	COPR	HORWITH	CHUX225
09/05/07	09/27/07	000868493	39495	76,300	49,500	26,800	35.1%	COPR	HORWITH	CHUX225
09/05/07	09/27/07	000868494	39496	28,160	48,980	(20,820)	-73.9%	COPR	HORWITH	CHUX225
09/05/07	09/27/07	000868495	39497	76,060	48,000	28,060	36.9%	COPR	HORWITH	CHUX305
09/05/07	09/27/07	000868496	39498	11,540	50,380	(38,840)	-336.6%	COPR	HORWITH	CHUX305
09/05/07	09/27/07	000868497	39499	28,160	49,520	(21,360)	-75.9%	COPR	HORWITH	CHUX225
09/05/07	09/27/07	000868498	39500	69,620	51,480	18,140	26.1%	COPR	HORWITH	CHUX305
09/05/07	09/27/07	000868499	39501	39,200	50,280	(11,080)	-28.3%	COPR	HORWITH	CHUX305
09/05/07	09/27/07	000868500	39502	28,400	49,160	(20,760)	-73.1%	COPR	HORWITH	CHUX273
09/05/07	09/27/07	000868503	39503	69,260	51,000	18,260	26.4%	COPR	HORWITH	CHUX273
09/05/07	09/27/07	000868504	39504	67,860	51,020	16,840	24.8%	COPR	HORWITH	CHUX273
09/05/07	09/27/07	000868505	39505	33,720	50,900	(17,180)	-50.9%	COPR	HORWITH	CHUX273
09/05/07	09/27/07	000868506	39506	33,740	51,120	(17,380)	-51.5%	COPR	HORWITH	CEFX35243
09/05/07	09/27/07	000868507	39507	68,440	49,200	19,240	28.1%	COPR	HORWITH	CEFX35243
09/05/07	09/27/07	000868508	39508	68,240	49,820	18,420	27.0%	COPR	HORWITH	CEFX35243
09/05/07	09/27/07	000868509	39509	30,500	49,700	(19,200)	-63.0%	COPR	HORWITH	CEFX35243
09/05/07	09/27/07	000868510	39510	67,760	49,520	18,240	26.9%	COPR	HORWITH	CHUX155
09/05/07	09/27/07	000868511	39511	76,460	50,440	26,020	34.0%	COPR	HORWITH	CHUX155
09/05/07	09/27/07	000868512	39512	43,980	50,600	(6,620)	-15.1%	COPR	HORWITH	CHUX155
09/05/07	10/02/07	000868513	39513	31,140	48,320	(17,180)	-55.2%	COPR	HORWITH	JTLX30156
09/05/07	10/02/07	000868514	39514	62,880	50,220	12,660	20.1%	COPR	HORWITH	JTLX30156
09/05/07	10/02/07	000868515	39515	64,440	49,100	15,340	23.8%	COPR	HORWITH	JTLX30156
09/05/07	09/27/07	000868516	39516	34,540	48,080	(13,540)	-39.2%	COPR	HORWITH	CEFX35244
09/05/07	09/27/07	000868517	39517	69,380	50,620	18,760	27.0%	COPR	HORWITH	CEFX35244
09/05/07	09/27/07	000868518	39518	59,020	50,980	8,040	13.6%	COPR	HORWITH	CEFX35244
09/05/07	09/27/07	000868519	39519	38,960	51,040	(12,080)	-31.0%	COPR	HORWITH	CEFX35244
09/05/07	09/27/07	000868520	39520	77,440	50,180	27,260	35.2%	COPR	HORWITH	MHFX5653
09/05/07	09/27/07	000868521	39521	78,100	49,440	28,660	36.7%	COPR	HORWITH	MHFX5653
09/05/07	09/27/07	000868522	39522	22,920	50,100	(27,180)	-118.6%	COPR	HORWITH	MHFX5653
09/05/07	09/27/07	000868523	39523	22,920	51,020	(28,100)	-122.6%	COPR	HORWITH	MHFX5653
09/05/07	09/27/07	000868524	39524	22,580	51,820	(29,240)	-129.5%	COPR	HORWITH	CITX300107
09/05/07	09/27/07	000868525	39525	68,620	50,460	18,160	26.5%	COPR	HORWITH	CITX300107
09/05/07	09/27/07	000868526	39526	37,280	50,100	(12,820)	-34.4%	COPR	HORWITH	CITX300107
09/05/07	09/27/07	000868527	39527	66,840	48,500	18,340	27.4%	COPR	HORWITH	CITX300107
09/06/07	10/02/07	000868528	39528	77,420	49,800	27,620	35.7%	COPR	HORWITH	NDYX320461
09/06/07	10/02/07	000868529	39529	76,560	48,080	28,480	37.2%	COPR	HORWITH	NDYX320461
09/06/07	10/02/07	000868530	39530	21,940	50,500	(28,560)	-130.2%	COPR	HORWITH	NDYX320461
09/06/07	10/02/07	000868531	39531	21,940	49,320	(27,380)	-124.8%	COPR	HORWITH	NDYX320461
09/06/07	10/02/07	000868532	39532	33,100	50,980	(17,880)	-54.0%	COPR	HORWITH	DJLX98515
09/06/07	10/02/07	000868533	39533	67,580	49,320	18,260	27.0%	COPR	HORWITH	DJLX98515
09/06/07	10/02/07	000868534	39534	69,100	51,440	17,660	25.6%	COPR	HORWITH	DJLX98515
09/06/07	10/02/07	000868535	39535	28,760	50,860	(22,100)	-76.8%	COPR	HORWITH	DJLX98515
09/06/07	10/02/07	000868536	39536	38,400	49,240	(10,840)	-28.2%	COPR	HORWITH	JTLX30156
09/06/07	10/02/07	000868537	39537	21,600	49,760	(28,160)	-130.4%	COPR	HORWITH	JTLX94
09/06/07	10/02/07	000868538	39538	67,960	48,580	19,380	28.5%	COPR	HORWITH	JTLX94
09/06/07	10/02/07	000868539	39539	67,960	50,620	17,340	25.5%	COPR	HORWITH	JTLX94
09/06/07	10/02/07	000868540	39540	38,400	49,640	(11,240)	-29.3%	COPR	HORWITH	JTLX94
09/06/07	10/02/07	000868541	39541	38,380	48,380	(10,000)	-26.1%	COPR	HORWITH	JTLX30119
09/06/07	10/02/07	000868542	39542	77,000	47,040	29,960	38.9%	COPR	HORWITH	JTLX30119
09/06/07	10/02/07	000868543	39543	67,880	49,360	18,520	27.3%	COPR	HORWITH	CEFX35831
09/06/07	10/02/07	000868544	39544	38,560	48,200	(9,640)	-25.0%	COPR	HORWITH	JTLX30119
09/06/07	10/02/07	000868545	39545	38,560	48,380	(9,820)	-25.5%	COPR	HORWITH	JTLX30119
09/06/07	10/02/07	000868546	39546	69,120	49,180	19,940	28.8%	COPR	HORWITH	CEFX35831
09/06/07	10/02/07	000868547	39547	27,500	49,940	(22,440)	-81.6%	COPR	HORWITH	CEFX35831

HONEYWELL SA-7 USE HAZARDOUS WASTE TRACKING (2006)										
Date Shipped	Date of Return Manifest	State Manifest	Man. Doc #	Facilty Manifest Weight (lbs)	Estimated Weight (lbs)	Manifest - Estimate (lbs)	Manifest - Estimate (%)	Material	Transporter	RAILCAR #
09/06/07	10/02/07	000868548	39548	27,500	49,480	(21,980)	-79.9%	COPR	HORWITH	CEFX35831
09/06/07	10/02/07	000868549	39549	11,280	47,840	(36,560)	-324.1%	COPR	HORWITH	CEFX32171
09/06/07	10/02/07	000868550	39550	68,720	48,020	20,700	30.1%	COPR	HORWITH	CEFX32171
09/06/07	10/02/07	000868551	39551	67,680	49,320	18,360	27.1%	COPR	HORWITH	CEFX32171
09/06/07	10/02/07	000868552	39552	42,220	48,940	(6,720)	-15.9%	COPR	HORWITH	CEFX32171
09/06/07	10/02/07	000868553	39553	77,100	48,000	29,100	37.7%	COPR	HORWITH	MHFX5642
09/06/07	10/02/07	000868554	39554	67,640	49,160	18,480	27.3%	COPR	HORWITH	MHFX5642
09/06/07	10/02/07	000868555	39555	22,360	48,960	(26,600)	-119.0%	COPR	HORWITH	MHFX5642
09/06/07	10/02/07	000868556	39556	22,360	47,380	(25,020)	-111.9%	COPR	HORWITH	MHFX5642
09/06/07	10/11/07	000868557	39557	76,860	50,160	26,700	34.7%	COPR	HORWITH	CHUX128
09/06/07	10/11/07	000868558	39558	52,580	48,440	4,140	7.9%	COPR	HORWITH	CHUX128
09/06/07	10/11/07	000868559	39559	34,200	49,440	(15,240)	-44.6%	COPR	HORWITH	CHUX128
09/06/07	10/11/07	000868560	39560	34,200	51,920	(17,720)	-51.8%	COPR	HORWITH	CHUX128
09/06/07	10/02/07	000868561	39561	25,880	50,100	(24,220)	-93.6%	COPR	HORWITH	CEFX35843
09/06/07	10/02/07	000868562	39562	68,200	50,300	17,900	26.2%	COPR	HORWITH	CEFX35843
09/06/07	10/02/07	000868563	39563	67,360	49,820	17,540	26.0%	COPR	HORWITH	CEFX35843
09/06/07	10/02/07	000868564	39564	38,140	49,720	(11,580)	-30.4%	COPR	HORWITH	CEFX35843
09/06/07	10/02/07	000868565	39565	39,700	48,360	(8,660)	-21.8%	COPR	HORWITH	CEFX33323
09/06/07	10/02/07	000868566	39566	77,480	50,080	27,400	35.4%	COPR	HORWITH	CEFX33323
09/06/07	10/02/07	000868568	39567	38,680	48,080	(9,400)	-24.3%	COPR	HORWITH	CEFX33323
09/06/07	10/02/07	000868569	39568	67,760	50,820	16,940	25.0%	COPR	HORWITH	CEFX33511
09/06/07	10/02/07	000868570	39569	68,920	49,640	19,280	28.0%	COPR	HORWITH	CEFX33511
09/06/07	10/02/07	000868567	39570	38,660	49,320	(10,660)	-27.6%	COPR	HORWITH	CEFX33323
09/06/07	10/02/07	000868571	39571	29,080	50,480	(21,400)	-73.6%	COPR	HORWITH	CEFX33511
09/06/07	10/02/07	000868572	39572	29,060	48,000	(18,940)	-65.2%	COPR	HORWITH	CEFX33511
09/06/07	10/10/07	000868573	39573	12,880	50,320	(37,440)	-290.7%	COPR	HORWITH	JTLX254
09/06/07	10/10/07	000868574	39574	76,700	49,560	27,140	35.4%	COPR	HORWITH	JTLX254
09/06/07	10/10/07	000868575	39575	69,240	48,420	20,820	30.1%	COPR	HORWITH	JTLX254
09/06/07	10/10/07	000868576	39576	38,620	49,700	(11,080)	-28.7%	COPR	HORWITH	JTLX254
09/06/07	10/11/07	000868577	39577	67,640	49,620	18,020	26.6%	COPR	HORWITH	JTLX30150
09/06/07	10/11/07	000868578	39578	76,580	51,320	25,260	33.0%	COPR	HORWITH	JTLX30150
09/06/07	10/11/07	000868579	39579	27,460	50,200	(22,740)	-82.8%	COPR	HORWITH	JTLX30150
09/06/07	10/11/07	000868580	39580	27,440	48,360	(20,920)	-76.2%	COPR	HORWITH	JTLX30150
09/06/07	10/11/07	000868581	39581	31,260	48,040	(16,780)	-53.7%	COPR	HORWITH	CITX300115
09/06/07	10/11/07	000868582	39582	77,000	49,120	27,880	36.2%	COPR	HORWITH	CITX300115
09/06/07	10/11/07	000868583	39583	68,220	49,100	19,120	28.0%	COPR	HORWITH	CITX300115
09/06/07	10/11/07	000868584	39584	16,600	48,540	(31,940)	-192.4%	COPR	HORWITH	CITX300115
09/06/07	10/11/07	000868585	39585	27,320	48,520	(21,200)	-77.6%	COPR	HORWITH	CHUX122
09/06/07	10/11/07	000868586	39586	66,280	49,400	16,880	25.5%	COPR	HORWITH	CHUX122
09/06/07	10/11/07	000868587	39587	69,340	49,440	19,900	28.7%	COPR	HORWITH	CHUX122
09/06/07	10/11/07	000868588	39588	36,680	51,440	(14,760)	-40.2%	COPR	HORWITH	CHUX122
09/06/07	10/11/07	000868589	39589	29,700	49,580	(19,880)	-66.9%	COPR	HORWITH	NDYX320343
09/06/07	10/11/07	000868590	39590	63,660	50,580	13,080	20.5%	COPR	HORWITH	NDYX320343
09/06/07	10/11/07	000868591	39591	66,840	50,680	16,160	24.2%	COPR	HORWITH	NDYX320343
09/06/07	10/11/07	000868592	39592	39,300	50,160	(10,860)	-27.6%	COPR	HORWITH	NDYX320343
09/06/07	09/27/07	000868593	39593	59,540	50,440	9,100	15.3%	COPR	HORWITH	MHFX5692
09/07/07	09/24/07	000868594	39594	68,980	50,060	18,920	27.4%	COPR	HORWITH	CHUX100
09/07/07	09/24/07	000868595	39595	69,160	50,020	19,140	27.7%	COPR	HORWITH	CHUX100
09/07/07	09/24/07	000868596	39596	29,740	48,540	(18,800)	-63.2%	COPR	HORWITH	CHUX100
09/07/07	09/24/07	000868597	39597	29,740	48,320	(18,580)	-62.5%	COPR	HORWITH	CHUX100
09/07/07	09/24/07	000868598	39598	8,900	49,280	(40,380)	-453.7%	COPR	HORWITH	CHUX149
09/07/07	09/24/07	000868599	39599	65,400	48,860	16,540	25.3%	COPR	HORWITH	CHUX149
09/07/07	09/24/07	000868600	39600	48,540	49,780	(1,240)	-2.6%	COPR	HORWITH	CHUX149
09/07/07	09/24/07	000868601	39601	70,520	48,480	22,040	31.3%	COPR	HORWITH	CHUX149
09/07/07	09/27/07	000868602	39602	7,840	47,500	(39,660)	-505.9%	COPR	HORWITH	CHUX308
09/07/07	09/27/07	000868603	39603	77,740	49,520	28,220	36.3%	COPR	HORWITH	CHUX308
09/07/07	09/27/07	000868604	39604	77,320	48,000	29,320	37.9%	COPR	HORWITH	CHUX308
09/07/07	09/27/07	000868605	39605	28,640	49,640	(21,000)	-73.3%	COPR	HORWITH	CHUX308
09/07/07	09/27/07	000868606	39606	48,740	50,160	(1,420)	-2.9%	COPR	HORWITH	JTLX263
09/07/07	09/27/07	000868607	39607	67,340	50,780	16,560	24.6%	COPR	HORWITH	JTLX263
09/07/07	09/27/07	000868608	39608	69,460	50,720	18,740	27.0%	COPR	HORWITH	JTLX263
09/07/07	09/27/07	000868609	39609	13,940	49,720	(35,780)	-256.7%	COPR	HORWITH	JTLX263
09/07/07	09/27/07	000868610	39610	63,520	48,020	15,500	24.4%	COPR	HORWITH	CEFX31043
09/07/07	09/27/07	000868611	39611	77,520	49,400	28,120	36.3%	COPR	HORWITH	CEFX31043
09/07/07	09/27/07	000868612	39612	27,860	48,720	(20,860)	-74.9%	COPR	HORWITH	CEFX31043
09/07/07	09/27/07	000868613	39613	27,880	48,540	(20,660)	-74.1%	COPR	HORWITH	CEFX31043
09/07/07	09/27/07	000868614	39614	27,620	51,180	(23,560)	-85.3%	COPR	HORWITH	CITX300034
09/07/07	09/27/07	000868615	39615	76,260	48,100	28,160	36.9%	COPR	HORWITH	CITX300034
09/07/07	09/27/07	000868616	39616	67,480	49,920	17,560	26.0%	COPR	HORWITH	CITX300034
09/07/07	09/27/07	000868617	39617	30,880	50,500	(19,620)	-63.5%	COPR	HORWITH	CITX300034
09/07/07	09/27/07	000868618	39618	67,940	48,280	19,660	28.9%	COPR	HORWITH	CHUX258
09/07/07	09/27/07	000868619	39619	9,400	49,280	(39,880)	-424.3%	COPR	HORWITH	CHUX258
09/07/07	09/27/07	000868620	39620	67,680	48,360	19,320	28.5%	COPR	HORWITH	CHUX258
09/07/07	09/27/07	000868621	39621	49,080	49,660	(580)	-1.2%	COPR	HORWITH	CHUX258

Honeywell

HONEYWELL SA-7 USE HAZARDOUS WASTE TRACKING (2006)										
Date Shipped	Date of Return Manifest	State Manifest	Man. Doc #	Facilty Manifest Weight (lbs)	Estimated Weight (lbs)	Manifest - Estimate (lbs)	Manifest - Estimate (%)	Material	Transporter	RAILCAR #
09/07/07	09/24/07	000868622	39622	67,480	49,880	17,600	26.1%	COPR	HORWITH	CHUX230
09/07/07	09/24/07	000868623	39623	68,200	50,060	18,140	26.6%	COPR	HORWITH	CHUX230
09/07/07	09/24/07	000868624	39624	28,860	49,940	(21,080)	-73.0%	COPR	HORWITH	CHUX230
09/07/07	09/24/07	000868625	39625	28,860	50,240	(21,380)	-74.1%	COPR	HORWITH	CHUX230
09/07/07	09/27/07	000868626	39626	29,780	48,300	(18,520)	-62.2%	COPR	HORWITH	CEFX33435
09/07/07	09/27/07	000868627	39627	76,680	48,560	28,120	36.7%	COPR	HORWITH	CEFX33435
09/07/07	09/27/07	000868628	39628	69,160	48,980	20,180	29.2%	COPR	HORWITH	CEFX33435
09/07/07	09/27/07	000868629	39629	16,860	49,400	(32,540)	-193.0%	COPR	HORWITH	CEFX33435
09/07/07	09/27/07	000868630	39630	50,560	50,520	40	0.1%	COPR	HORWITH	CHUX116
09/07/07	09/27/07	000868631	39631	69,080	50,340	18,740	27.1%	COPR	HORWITH	CHUX116
09/07/07	09/27/07	000868632	39632	67,320	50,460	16,860	25.0%	COPR	HORWITH	CHUX116
09/07/07	09/27/07	000868633	39633	8,820	48,500	(39,680)	-449.9%	COPR	HORWITH	CHUX116
09/07/07	09/27/07	000868634	39634	43,740	50,620	(6,880)	-15.7%	COPR	HORWITH	MHFX5640
09/07/07	09/27/07	000868635	39635	67,720	51,360	16,360	24.2%	COPR	HORWITH	MHFX5640
09/07/07	09/27/07	000868636	39636	67,180	50,240	16,940	25.2%	COPR	HORWITH	MHFX5640
09/07/07	09/27/07	000868637	39637	22,660	51,180	(28,520)	-125.9%	COPR	HORWITH	MHFX5640
09/07/07	09/27/07	000868638	39638	46,000	50,600	(4,600)	-10.0%	COPR	HORWITH	CHUX173
09/07/07	09/27/07	000868639	39639	67,220	50,800	16,420	24.4%	COPR	HORWITH	JTLX30152
09/07/07	09/27/07	000868640	39640	37,720	49,720	(12,000)	-31.8%	COPR	HORWITH	JTLX30152
09/07/07	09/27/07	000868641	39641	68,820	52,240	16,580	24.1%	COPR	HORWITH	JTLX30152
09/07/07	09/27/07	000868642	39642	23,560	50,800	(27,240)	-115.6%	COPR	HORWITH	JTLX30152
09/07/07	09/27/07	000868643	39643	9,400	49,520	(40,120)	-426.8%	COPR	HORWITH	CHUX147
09/07/07	09/27/07	000868644	39644	67,920	48,220	19,700	29.0%	COPR	HORWITH	CHUX147
09/07/07	09/27/07	000868645	39645	67,420	48,540	18,880	28.0%	COPR	HORWITH	CHUX147
09/07/07	09/27/07	000868646	39646	50,200	50,680	(480)	-1.0%	COPR	HORWITH	CHUX147
09/07/07	09/27/07	000868647	39647	65,840	48,680	17,160	26.1%	COPR	HORWITH	CEFX35851
09/07/07	09/27/07	000868648	39648	16,720	49,840	(33,120)	-198.1%	COPR	HORWITH	CEFX35851
09/07/07	09/27/07	000868649	39649	76,980	49,920	27,060	35.2%	COPR	HORWITH	CEFX35851
09/07/07	09/27/07	000868650	39650	37,920	49,520	(11,600)	-30.6%	COPR	HORWITH	CEFX35851
09/07/07	09/27/07	000868651	39651	67,660	49,720	17,940	26.5%	COPR	HORWITH	CHUX173
09/07/07	09/27/07	000868652	39652	76,560	49,300	27,260	35.6%	COPR	HORWITH	CHUX173
09/07/07	09/27/07	000868653	39653	8,120	50,660	(42,540)	-523.9%	COPR	HORWITH	CHUX173
09/07/07	09/27/07	000868654	39654	76,320	51,320	25,000	32.8%	COPR	HORWITH	MHFX5692
09/07/07	09/27/07	000868655	39655	34,380	49,480	(15,100)	-43.9%	COPR	HORWITH	MHFX5692
09/07/07	09/27/07	000868656	39656	34,380	50,320	(15,940)	-46.4%	COPR	HORWITH	MHFX5692
09/10/07	10/04/07	000868657	39657	10,060	51,240	(41,180)	-409.3%	COPR	HORWITH	DJLX98548
09/10/07	10/04/07	000868658	39658	68,400	48,260	20,140	29.4%	COPR	HORWITH	DJLX98548
09/10/07	10/04/07	000868659	39659	67,760	48,960	18,800	27.7%	COPR	HORWITH	DJLX98548
09/10/07	10/04/07	000868660	39660	51,060	50,740	320	0.6%	COPR	HORWITH	DJLX98548
09/10/07	10/04/07	000868661	39661	8,180	50,500	(42,320)	-517.4%	COPR	HORWITH	JTLX86
09/10/07	10/04/07	000868662	39662	69,280	49,980	19,300	27.9%	COPR	HORWITH	JTLX86
09/10/07	10/04/07	000868663	39663	66,900	51,620	15,280	22.8%	COPR	HORWITH	JTLX86
09/10/07	10/04/07	000868664	39664	57,000	50,400	6,600	11.6%	COPR	HORWITH	JTLX86
09/10/07	10/02/07	000868665	39665	61,640	50,420	11,220	18.2%	COPR	HORWITH	CHUX281
09/10/07	10/02/07	000868666	39666	77,980	49,600	28,380	36.4%	COPR	HORWITH	CHUX281
09/10/07	10/02/07	000868667	39667	29,960	50,900	(20,940)	-69.9%	COPR	HORWITH	CHUX281
09/10/07	10/02/07	000868668	39668	29,980	50,120	(20,140)	-67.2%	COPR	HORWITH	CHUX281
09/10/07	10/10/07	000868669	39669	66,820	51,740	15,080	22.6%	COPR	HORWITH	CHUX208
09/10/07	10/10/07	000868670	39670	68,000	51,980	16,020	23.6%	COPR	HORWITH	CHUX208
09/10/07	10/10/07	000868671	39671	33,640	51,680	(18,040)	-53.6%	COPR	HORWITH	CHUX208
09/10/07	10/10/07	000868672	39672	33,640	50,020	(16,380)	-48.7%	COPR	HORWITH	CHUX208
09/10/07	10/10/07	000868673	39673	67,800	50,000	17,800	26.3%	COPR	HORWITH	CHUX143
09/10/07	10/10/07	000868674	39674	76,920	51,720	25,200	32.8%	COPR	HORWITH	CHUX143
09/10/07	10/10/07	000868675	39675	28,180	51,100	(22,920)	-81.3%	COPR	HORWITH	CHUX143
09/10/07	10/10/07	000868676	39676	28,180	48,200	(20,020)	-71.0%	COPR	HORWITH	CHUX143
09/10/07	10/10/07	000868677	39677	50,620	50,360	260	0.5%	COPR	HORWITH	JTLX267
09/10/07	10/10/07	000868678	39678	67,480	49,400	18,080	26.8%	COPR	HORWITH	JTLX267
09/10/07	10/10/07	000868679	39679	67,660	49,180	18,480	27.3%	COPR	HORWITH	JTLX267
09/10/07	10/10/07	000868680	39680	11,540	50,340	(38,800)	-336.2%	COPR	HORWITH	JTLX267
09/10/07	10/10/07	000868681	39681	66,080	50,020	16,060	24.3%	COPR	HORWITH	JTLX277
09/10/07	10/10/07	000868682	39682	17,280	49,000	(31,720)	-183.6%	COPR	HORWITH	JTLX277
09/10/07	10/10/07	000868683	39683	76,400	49,360	27,040	35.4%	COPR	HORWITH	JTLX277
09/10/07	10/10/07	000868684	39684	42,120	49,780	(7,660)	-18.2%	COPR	HORWITH	JTLX277
09/10/07	10/10/07	000868685	39685	77,280	51,420	25,860	33.5%	COPR	HORWITH	CEFX31042
09/10/07	10/10/07	000868686	39686	67,160	49,060	18,100	27.0%	COPR	HORWITH	CEFX31042
09/10/07	10/10/07	000868687	39687	25,900	51,340	(25,440)	-98.2%	COPR	HORWITH	CEFX31042
09/10/07	10/10/07	000868688	39688	25,900	50,280	(24,380)	-94.1%	COPR	HORWITH	CEFX31042
09/10/07	10/10/07	000868689	39689	29,140	50,840	(21,700)	-74.5%	COPR	HORWITH	CHUX223
09/10/07	10/10/07	000868690	39690	67,020	51,300	15,720	23.5%	COPR	HORWITH	CHUX213
09/10/07	10/10/07	000868691	39691	67,780	49,860	17,920	26.4%	COPR	HORWITH	CHUX213
09/10/07	10/10/07	000868692	39692	38,180	49,200	(11,020)	-28.9%	COPR	HORWITH	CHUX213
09/10/07	10/10/07	000868693	39693	38,180	52,080	(13,900)	-36.4%	COPR	HORWITH	CHUX213
09/10/07	10/04/07	000868694	39694	32,680	49,760	(17,080)	-52.3%	COPR	HORWITH	CEFX35836
09/10/07	10/04/07	000868695	39695	67,960	50,800	17,160	25.3%	COPR	HORWITH	CEFX35836

Honeywell

HONEYWELL SA-7 USE HAZARDOUS WASTE TRACKING (2006)										
Date Shipped	Date of Return Manifest	State Manifest	Man. Doc #	Facilty Manifest Weight (lbs)	Estimated Weight (lbs)	Manifest - Estimate (lbs)	Manifest - Estimate (%)	Material	Transporter	RAILCAR #
09/10/07	10/04/07	000868696	39696	68,660	51,860	16,800	24.5%	COPR	HORWITH	CEFX35836
09/10/07	10/04/07	000868697	39697	32,300	49,700	(17,400)	-53.9%	COPR	HORWITH	CEFX35836
09/10/07	10/04/07	000868698	39698	37,240	51,460	(14,220)	-38.2%	COPR	HORWITH	JTLX274
09/10/07	10/04/07	000868699	39699	67,340	51,560	15,780	23.4%	COPR	HORWITH	JTLX274
09/10/07	10/04/07	000868700	39700	67,940	51,280	16,660	24.5%	COPR	HORWITH	JTLX274
09/10/07	10/04/07	000868701	39701	35,400	51,880	(16,480)	-46.6%	COPR	HORWITH	JTLX274
09/10/07	10/04/07	000868702	39702	31,000	50,120	(19,120)	-61.7%	COPR	HORWITH	CHUX204
09/10/07	10/04/07	000868703	39703	68,860	49,860	19,000	27.6%	COPR	HORWITH	CHUX204
09/10/07	10/04/07	000868704	39704	77,260	49,620	27,640	35.8%	COPR	HORWITH	MHFX5682
09/10/07	10/04/07	000868705	39705	31,740	50,180	(18,440)	-58.1%	COPR	HORWITH	CHUX204
09/10/07	10/04/07	000868706	39706	6,160	49,860	(43,700)	-709.4%	COPR	HORWITH	MHFX5682
09/10/07	10/04/07	000868707	39707	66,320	52,220	14,100	21.3%	COPR	HORWITH	CHUX204
09/10/07	10/04/07	000868708	39708	76,400	48,480	27,920	36.5%	COPR	HORWITH	MHFX5682
09/10/07	10/04/07	000868709	39709	36,400	50,300	(13,900)	-38.2%	COPR	HORWITH	MHFX5682
09/10/07	10/04/07	000868710	39710	67,840	48,860	18,980	28.0%	COPR	HORWITH	JTLX273
09/10/07	10/04/07	000868711	39711	64,160	51,040	13,120	20.4%	COPR	HORWITH	JTLX273
09/10/07	10/04/07	000868712	39712	37,520	51,020	(13,500)	-36.0%	COPR	HORWITH	JTLX273
09/10/07	10/04/07	000868713	39713	37,500	49,440	(11,940)	-31.8%	COPR	HORWITH	JTLX273
09/10/07	10/11/07	000868714	39714	27,960	50,720	(22,760)	-81.4%	COPR	HORWITH	CEFX35846
09/10/07	10/11/07	000868715	39715	61,440	49,320	12,120	19.7%	COPR	HORWITH	CEFX35846
09/10/07	10/11/07	000868716	39716	65,760	50,720	15,040	22.9%	COPR	HORWITH	CEFX35846
09/10/07	10/11/07	000868717	39717	44,720	48,440	(3,720)	-8.3%	COPR	HORWITH	CEFX35846
09/10/07	10/10/07	000868718	39718	64,060	50,240	13,820	21.6%	COPR	HORWITH	CHUX223
09/10/07	10/10/07	000868719	39719	67,620	50,340	17,280	25.6%	COPR	HORWITH	CHUX223
09/10/07	10/02/07	000868720	39720	37,060	51,820	(14,760)	-39.8%	COPR	HORWITH	JTLX30132
09/10/07	10/10/07	000868721	39721	38,620	51,020	(12,400)	-32.1%	COPR	HORWITH	CHUX223
09/10/07	10/02/07	000868722	39722	69,300	52,400	16,900	24.4%	COPR	HORWITH	JTLX30132
9/11//2007	10/02/07	000868723	39723	67,580	49,040	18,540	27.4%	COPR	HORWITH	HLMX1187
9/11//2007	10/02/07	000868724	39724	68,880	48,880	20,000	29.0%	COPR	HORWITH	HLMX1187
9/11//2007	10/02/07	000868725	39725	31,940	48,240	(16,300)	-51.0%	COPR	HORWITH	HLMX1187
9/11//2007	10/02/07	000868726	39726	31,940	48,140	(16,200)	-50.7%	COPR	HORWITH	HLMX1187
9/11//2007	10/04/07	000868727	39727	60,920	50,580	10,340	17.0%	COPR	HORWITH	CHUX286
9/11//2007	10/04/07	000868728	39728	67,280	51,000	16,280	24.2%	COPR	HORWITH	CHUX286
9/11//2007	10/04/07	000868729	39729	33,780	49,820	(16,040)	-47.5%	COPR	HORWITH	CHUX286
9/11//2007	10/04/07	000868730	39730	33,780	49,980	(16,200)	-48.0%	COPR	HORWITH	CHUX286
9/11//2007	10/02/07	000868731	39731	56,820	49,100	7,720	13.6%	COPR	HORWITH	CHUX224
9/11//2007	10/02/07	000868732	39732	7,540	48,380	(40,840)	-541.6%	COPR	HORWITH	CHUX224
9/11//2007	10/02/07	000868733	39733	68,620	50,360	18,260	26.6%	COPR	HORWITH	CHUX224
9/11//2007	10/02/07	000868734	39734	66,100	50,900	15,200	23.0%	COPR	HORWITH	CHUX224
9/11//2007	10/04/07	000868738	39735	37,760	50,020	(12,260)	-32.5%	COPR	HORWITH	CEFX35834
9/11//2007	10/04/07	000868739	39736	76,700	48,920	27,780	36.2%	COPR	HORWITH	CEFX35834
9/11//2007	10/04/07	000868740	39737	77,020	50,460	26,560	34.5%	COPR	HORWITH	CEFX35834
9/11//2007	10/04/07	000868741	39738	10,840	50,380	(39,540)	-364.8%	COPR	HORWITH	CEFX35834
9/11//2007	10/02/07	000868742	39739	67,740	48,620	19,120	28.2%	COPR	HORWITH	CHUX229
9/11//2007	10/02/07	000868743	39740	76,780	49,040	27,740	36.1%	COPR	HORWITH	CHUX229
9/11//2007	10/02/07	000868744	39741	24,080	48,000	(23,920)	-99.3%	COPR	HORWITH	CHUX229
9/11//2007	10/02/07	000868745	39742	24,060	46,940	(22,880)	-95.1%	COPR	HORWITH	CHUX229
9/11//2007	10/04/07	000868746	39743	19,680	50,020	(30,340)	-154.2%	COPR	HORWITH	CHUX313
9/11//2007	10/04/07	000868747	39744	46,580	50,780	(4,200)	-9.0%	COPR	HORWITH	CHUX313
9/11//2007	10/04/07	000868748	39745	67,520	51,120	16,400	24.3%	COPR	HORWITH	CHUX313
9/11//2007	10/04/07	000868749	39746	70,740	50,900	19,840	28.0%	COPR	HORWITH	CHUX313
9/11//2007	10/04/07	000868750	39747	39,980	49,860	(9,880)	-24.7%	COPR	HORWITH	CHUX150
9/11//2007	10/04/07	000868751	39748	68,940	50,880	18,060	26.2%	COPR	HORWITH	CHUX150
9/11//2007	10/04/07	000868752	39749	76,860	50,840	26,020	33.9%	COPR	HORWITH	CHUX150
9/11//2007	10/04/07	000868753	39750	15,420	49,080	(33,660)	-218.3%	COPR	HORWITH	CHUX150
9/11//2007	10/02/07	000868754	39751	67,300	50,400	16,900	25.1%	COPR	HORWITH	JTLX30153
9/11//2007	10/02/07	000868755	39752	37,760	50,040	(12,280)	-32.5%	COPR	HORWITH	JTLX30153
9/11//2007	10/02/07	000868756	39753	27,780	51,400	(23,620)	-85.0%	COPR	HORWITH	JTLX30153
9/11//2007	10/02/07	000868757	39754	68,080	50,600	17,480	25.7%	COPR	HORWITH	JTLX30153
9/11//2007	10/02/07	000868758	39755	66,480	48,860	17,620	26.5%	COPR	HORWITH	JTLX30132
9/11//2007	10/02/07	000868759	39756	30,900	50,520	(19,620)	-63.5%	COPR	HORWITH	JTLX30132
9/11//2007	10/02/07	000868760	39757	13,080	50,520	(37,440)	-286.2%	COPR	HORWITH	JTLX30133
9/11//2007	10/02/07	000868761	39758	76,880	49,960	26,920	35.0%	COPR	HORWITH	JTLX30133
9/11//2007	10/02/07	000868762	39759	77,200	50,540	26,660	34.5%	COPR	HORWITH	JTLX30133
9/11//2007	10/02/07	000868763	39760	31,040	51,340	(20,300)	-65.4%	COPR	HORWITH	NRLX585505
9/11//2007	10/02/07	000868764	39761	17,960	52,060	(34,100)	-189.9%	COPR	HORWITH	NRLX585505
9/11//2007	10/02/07	000868765	39762	77,240	50,380	26,860	34.8%	COPR	HORWITH	NRLX585505
9/11//2007	10/02/07	000868766	39763	30,340	50,580	(20,240)	-66.7%	COPR	HORWITH	JTLX30133
9/11//2007	10/02/07	000868767	39764	77,160	49,620	27,540	35.7%	COPR	HORWITH	NRLX585505
9/11//2007	10/10/07	000868768	39765	38,040	49,200	(11,160)	-29.3%	COPR	HORWITH	CEFX35844
9/11//2007	10/10/07	000868769	39766	67,220	51,520	15,700	23.4%	COPR	HORWITH	CEFX35844
9/11//2007	10/10/07	000868770	39767	17,780	49,340	(31,560)	-177.5%	COPR	HORWITH	CEFX35844
9/11//2007	10/10/07	000868771	39768	75,960	50,600	25,360	33.4%	COPR	HORWITH	CEFX35844
9/11//2007	10/10/07	000868772	39769	65,920	49,860	16,060	24.4%	COPR	HORWITH	CEFX35821

HONEYWELL SA-7 USE HAZARDOUS WASTE TRACKING (2006)										
Date Shipped	Date of Return Manifest	State Manifest	Man. Doc #	Facilty Manifest Weight (lbs)	Estimated Weight (lbs)	Manifest - Estimate (lbs)	Manifest - Estimate (%)	Material	Transporter	RAILCAR #
9/11//2007	10/10/07	000868773	39770	68,280	50,680	17,600	25.8%	COPR	HORWITH	CEFX35821
9/11//2007	10/10/07	000868774	39771	33,960	49,460	(15,500)	-45.6%	COPR	HORWITH	CEFX35821
9/11//2007	10/10/07	000868775	39772	33,960	51,180	(17,220)	-50.7%	COPR	HORWITH	CEFX35821
9/11//2007	10/10/07	000868776	39773	76,640	51,940	24,700	32.2%	COPR	HORWITH	CITX300120
9/11//2007	10/10/07	000868777	39774	76,720	51,020	25,700	33.5%	COPR	HORWITH	CITX300120
9/11//2007	10/10/07	000868778	39775	24,880	51,940	(27,060)	-108.8%	COPR	HORWITH	CITX300120
9/11//2007	10/10/07	000868779	39776	24,900	50,420	(25,520)	-102.5%	COPR	HORWITH	CITX300120
9/11//2007	10/10/07	000868780	39777	77,360	51,900	25,460	32.9%	COPR	HORWITH	CEFX35236
9/11//2007	10/10/07	000868781	39778	17,480	49,440	(31,960)	-182.8%	COPR	HORWITH	CEFX35236
9/11//2007	10/10/07	000868782	39779	66,760	48,860	17,900	26.8%	COPR	HORWITH	CEFX35236
9/11//2007	10/10/07	000868783	39780	39,140	52,100	(12,960)	-33.1%	COPR	HORWITH	CEFX35236
9/11//2007	10/10/07	000868784	39781	16,800	49,020	(32,220)	-191.8%	COPR	HORWITH	CITX300164
9/11//2007	10/10/07	000868785	39782	67,420	52,020	15,400	22.8%	COPR	HORWITH	CITX300164
9/11//2007	10/10/07	000868786	39783	68,620	51,700	16,920	24.7%	COPR	HORWITH	CITX300164
9/11//2007	10/10/07	000868787	39784	44,160	51,180	(7,020)	-15.9%	COPR	HORWITH	CITX300164
9/11//2007	10/10/07	000868788	39785	15,900	52,540	(36,640)	-230.4%	COPR	HORWITH	JTLX30151
9/11//2007	10/10/07	000868789	39786	67,400	51,380	16,020	23.8%	COPR	HORWITH	JTLX30151
9/11//2007	10/10/07	000868790	39787	68,060	50,160	17,900	26.3%	COPR	HORWITH	JTLX30151
9/11//2007	10/10/07	000868791	39788	50,400	48,640	1,760	3.5%	COPR	HORWITH	JTLX30151
09/12/07	10/10/07	000868792	39789	22,500	50,780	(28,280)	-125.7%	COPR	HORWITH	MHFX5783
09/12/07	10/10/07	000868793	39790	76,460	49,160	27,300	35.7%	COPR	HORWITH	MHFX5783
09/12/07	10/10/07	000868794	39791	76,560	48,520	28,040	36.6%	COPR	HORWITH	MHFX5783
09/12/07	10/10/07	000868795	39792	22,740	49,860	(27,120)	-119.3%	COPR	HORWITH	MHFX5783
09/12/07	10/10/07	000868796	39793	22,900	50,960	(28,060)	-122.5%	COPR	HORWITH	NRLX526244
09/12/07	10/10/07	000868797	39794	67,360	52,240	15,120	22.4%	COPR	HORWITH	NRLX526244
09/12/07	10/10/07	000868798	39795	66,920	48,940	17,980	26.9%	COPR	HORWITH	NRLX526244
09/12/07	10/10/07	000868799	39796	45,660	50,620	(4,960)	-10.9%	COPR	HORWITH	NRLX526244
09/12/07	10/10/07	000868800	39797	22,600	52,060	(29,460)	-130.4%	COPR	HORWITH	CHUX104
09/12/07	10/10/07	000868801	39798	66,920	50,140	16,780	25.1%	COPR	HORWITH	CHUX104
09/12/07	10/10/07	000868802	39799	68,160	49,800	18,360	26.9%	COPR	HORWITH	CHUX104
09/12/07	10/10/07	000868803	39800	65,900	51,980	13,920	21.1%	COPR	HORWITH	CHUX196
09/12/07	10/10/07	000868804	39801	66,940	52,080	14,860	22.2%	COPR	HORWITH	CHUX196
09/12/07	10/10/07	000868805	39802	44,480	52,000	(7,520)	-16.9%	COPR	HORWITH	CHUX104
09/12/07	10/10/07	000868806	39803	25,240	50,320	(25,080)	-99.4%	COPR	HORWITH	CHUX196
09/12/07	10/10/07	000868807	39804	45,860	51,860	(6,000)	-13.1%	COPR	HORWITH	CHUX196
09/12/07	10/10/07	000868808	39805	76,280	49,940	26,340	34.5%	COPR	HORWITH	CEFX35833
09/12/07	10/10/07	000868809	39806	25,820	52,300	(26,480)	-102.6%	COPR	HORWITH	JTLX30148
09/12/07	10/10/07	000868810	39807	25,620	50,760	(25,140)	-98.1%	COPR	HORWITH	CEFX35833
09/12/07	10/10/07	000868811	39808	76,300	52,040	24,260	31.8%	COPR	HORWITH	CEFX35833
09/12/07	10/10/07	000868812	39809	25,620	51,500	(25,880)	-101.0%	COPR	HORWITH	CEFX35833
09/12/07	10/10/07	000868813	39810	68,080	50,760	17,320	25.4%	COPR	HORWITH	JTLX30148
09/12/07	10/10/07	000868814	39811	68,100	49,080	19,020	27.9%	COPR	HORWITH	JTLX30148
09/12/07	10/10/07	000868815	39812	39,200	50,220	(11,020)	-28.1%	COPR	HORWITH	JTLX30148
09/12/07	10/10/07	000868816	39813	76,680	49,860	26,820	35.0%	COPR	HORWITH	CEFX35245
09/12/07	10/10/07	000868817	39814	76,620	49,200	27,420	35.8%	COPR	HORWITH	CEFX35245
09/12/07	10/10/07	000868818	39815	21,460	48,320	(26,860)	-125.2%	COPR	HORWITH	CEFX35245
09/12/07	10/10/07	000868819	39816	21,480	51,400	(29,920)	-139.3%	COPR	HORWITH	CEFX35245
09/12/07	10/10/07	000868820	39817	33,740	51,060	(17,320)	-51.3%	COPR	HORWITH	CEFX33557
09/12/07	10/10/07	000868821	39818	67,700	48,260	19,440	28.7%	COPR	HORWITH	CEFX33557
09/12/07	10/10/07	000868822	39819	64,740	49,060	15,680	24.2%	COPR	HORWITH	CEFX33557
09/12/07	10/10/07	000868823	39820	31,560	49,300	(17,740)	-56.2%	COPR	HORWITH	CEFX33557
09/12/07	10/11/07	000868824	39821	23,040	49,300	(26,260)	-114.0%	COPR	HORWITH	CEFX31057
09/12/07	10/11/07	000868825	39822	76,720	48,020	28,700	37.4%	COPR	HORWITH	CEFX31057
09/12/07	10/11/07	000868826	39823	68,080	48,560	19,520	28.7%	COPR	HORWITH	CEFX31057
09/12/07	10/11/07	000868827	39824	31,860	49,280	(17,420)	-54.7%	COPR	HORWITH	CEFX31057
09/12/07	10/11/07	000868828	39825	25,820	50,000	(24,180)	-93.6%	COPR	HORWITH	DJLX98519
09/12/07	10/11/07	000868829	39826	75,200	50,220	24,980	33.2%	COPR	HORWITH	DJLX98519
09/12/07	10/11/07	000868830	39827	74,780	50,780	24,000	32.1%	COPR	HORWITH	DJLX98519
09/12/07	10/11/07	000868831	39828	25,520	51,180	(25,660)	-100.5%	COPR	HORWITH	DJLX98519
09/12/07	10/11/07	000868832	39829	51,060	51,380	(320)	-0.6%	COPR	HORWITH	DJLX98524
09/12/07	10/11/07	000868833	39830	68,620	48,540	20,080	29.3%	COPR	HORWITH	DJLX98524
09/12/07	10/11/07	000868834	39831	38,040	49,600	(11,560)	-30.4%	COPR	HORWITH	DJLX98524
09/12/07	10/11/07	000868835	39832	38,040	49,020	(10,980)	-28.9%	COPR	HORWITH	DJLX98524
09/12/07	10/10/07	000868836	39833	46,040	48,740	(2,700)	-5.9%	COPR	HORWITH	NDYX320320
09/12/07	10/10/07	000868837	39834	68,100	50,300	17,800	26.1%	COPR	HORWITH	NDYX320320
09/12/07	10/10/07	000868838	39835	64,300	50,800	13,500	21.0%	COPR	HORWITH	NDYX320320
09/12/07	10/10/07	000868839	39836	14,400	50,900	(36,500)	-253.5%	COPR	HORWITH	NDYX320320
09/12/07	10/10/07	000868840	39837	38,180	51,680	(13,500)	-35.4%	COPR	HORWITH	JTLX30161
09/12/07	10/10/07	000868841	39838	76,680	51,620	25,060	32.7%	COPR	HORWITH	JTLX30161
09/12/07	10/10/07	000868842	39839	69,020	51,740	17,280	25.0%	COPR	HORWITH	JTLX30161
09/12/07	10/10/07	000868843	39840	21,680	50,080	(28,400)	-131.0%	COPR	HORWITH	JTLX30161
09/12/07	10/11/07	000868844	39841	49,540	50,700	(1,160)	-2.3%	COPR	HORWITH	JTLX30174
09/12/07	10/11/07	000868845	39842	75,960	49,060	26,900	35.4%	COPR	HORWITH	JTLX30174
09/12/07	10/11/07	000868846	39843	37,960	49,740	(11,780)	-31.0%	COPR	HORWITH	JTLX30174

HONEYWELL SA-7 USE HAZARDOUS WASTE TRACKING (2006)										
Date Shipped	Date of Return Manifest	State Manifest	Man. Doc #	Facilty Manifest Weight (lbs)	Estimated Weight (lbs)	Manifest - Estimate (lbs)	Manifest - Estimate (%)	Material	Transporter	RAILCAR #
09/12/07	10/11/07	000868847	39844	37,940	49,140	(11,200)	-29.5%	COPR	HORWITH	JTLX30174
09/12/07	10/04/07	000868848	39845	44,620	52,000	(7,380)	-16.5%	COPR	HORWITH	MHFX5672
09/12/07	10/04/07	000868849	39846	77,980	52,000	25,980	33.3%	COPR	HORWITH	MHFX5672
09/12/07	10/04/07	000868850	39847	76,900	51,420	25,480	33.1%	COPR	HORWITH	MHFX5672
09/12/07	10/04/07	000868851	39848	9,300	51,280	(41,980)	-451.4%	COPR	HORWITH	MHFX5672
09/12/07	10/10/07	000868852	39849	10,940	52,300	(41,360)	-378.1%	COPR	HORWITH	HLMX1101
09/12/07	10/10/07	000868853	39850	76,960	51,520	25,440	33.1%	COPR	HORWITH	HLMX1101
09/12/07	10/10/07	000868854	39851	68,440	50,860	17,580	25.7%	COPR	HORWITH	HLMX1101
09/12/07	10/10/07	000868855	39852	49,600	51,840	(2,240)	-4.5%	COPR	HORWITH	HLMX1101
09/12/07	10/04/07	000868856	39853	6,080	51,720	(45,640)	-750.7%	COPR	HORWITH	CHUX251
09/12/07	10/04/07	000868857	39854	68,240	51,760	16,480	24.2%	COPR	HORWITH	CHUX251
09/13/07	10/04/07	000868861	39855	52,840	50,820	2,020	3.8%	COPR	HORWITH	CHUX164
09/13/07	10/04/07	000868862	39856	66,900	49,460	17,440	26.1%	COPR	HORWITH	CHUX164
09/13/07	10/04/07	000868863	39857	68,360	48,000	20,360	29.8%	COPR	HORWITH	CHUX164
09/13/07	10/04/07	000868864	39858	9,240	50,680	(41,440)	-448.5%	COPR	HORWITH	CHUX164
09/13/07	10/04/07	000868865	39859	68,280	49,580	18,700	27.4%	COPR	HORWITH	JTLX252
09/13/07	10/04/07	000868866	39860	68,020	48,820	19,200	28.2%	COPR	HORWITH	JTLX252
09/13/07	10/04/07	000868867	39861	30,740	50,580	(19,840)	-64.5%	COPR	HORWITH	JTLX252
09/13/07	10/04/07	000868868	39862	30,760	50,860	(20,100)	-65.3%	COPR	HORWITH	JTLX252
09/13/07	10/04/07	000868869	39863	76,560	51,400	25,160	32.9%	COPR	HORWITH	CHUX251
09/13/07	10/04/07	000868870	39864	47,600	50,980	(3,380)	-7.1%	COPR	HORWITH	CHUX251
09/13/07	10/04/07	000868871	39865	38,680	51,460	(12,780)	-33.0%	COPR	HORWITH	MHFX5719
09/13/07	10/04/07	000868872	39866	67,780	51,500	16,280	24.0%	COPR	HORWITH	MHFX5719
09/13/07	10/04/07	000868873	39867	69,340	52,180	17,160	24.7%	COPR	HORWITH	MHFX5719
09/13/07	10/04/07	000868874	39868	29,200	51,800	(22,600)	-77.4%	COPR	HORWITH	MHFX5719
09/13/07	10/04/07	000868875	39869	67,940	50,460	17,480	25.7%	COPR	HORWITH	CHUX 296
09/13/07	10/04/07	000868876	39870	37,580	49,340	(11,760)	-31.3%	COPR	HORWITH	CHUX 296
09/13/07	10/04/07	000868877	39871	68,480	49,600	18,880	27.6%	COPR	HORWITH	CHUX 296
09/13/07	10/04/07	000868878	39872	30,860	49,640	(18,780)	-60.9%	COPR	HORWITH	CHUX264
09/13/07	10/04/07	000868879	39873	30,380	51,500	(21,120)	-69.5%	COPR	HORWITH	CHUX 296
09/13/07	10/04/07	000868880	39874	67,860	50,820	17,040	25.1%	COPR	HORWITH	CHUX264
09/13/07	10/04/07	000868881	39875	69,440	50,440	19,000	27.4%	COPR	HORWITH	CHUX264
09/13/07	10/04/07	000868882	39876	29,540	49,580	(20,040)	-67.8%	COPR	HORWITH	CHUX264
09/13/07	10/04/07	000868883	39877	68,120	48,400	19,720	28.9%	COPR	HORWITH	JTLX30159
09/13/07	10/04/07	000868884	39878	77,000	49,260	27,740	36.0%	COPR	HORWITH	JTLX30159
09/13/07	10/04/07	000868885	39879	23,160	48,600	(25,440)	-109.8%	COPR	HORWITH	JTLX30159
09/13/07	10/04/07	000868886	39880	23,140	48,260	(25,120)	-108.6%	COPR	HORWITH	JTLX30159
09/13/07	10/11/07	000868887	39881	48,120	48,000	120	0.2%	COPR	HORWITH	JTLX57
09/13/07	10/11/07	000868888	39882	77,420	49,800	27,620	35.7%	COPR	HORWITH	JTLX57
09/13/07	10/11/07	000868889	39883	33,920	49,620	(15,700)	-46.3%	COPR	HORWITH	JTLX57
09/13/07	10/11/07	000868890	39884	33,920	50,380	(16,460)	-48.5%	COPR	HORWITH	JTLX57
09/13/07	10/04/07	000868891	39885	20,400	49,760	(29,360)	-143.9%	COPR	HORWITH	JTLX30128
09/13/07	10/04/07	000868892	39886	69,360	50,260	19,100	27.5%	COPR	HORWITH	JTLX30128
09/13/07	10/04/07	000868893	39887	67,860	49,300	18,560	27.4%	COPR	HORWITH	JTLX30128
09/13/07	10/04/07	000868894	39888	34,280	48,300	(14,020)	-40.9%	COPR	HORWITH	DJLX98504
09/13/07	10/04/07	000868895	39889	62,440	50,140	12,300	19.7%	COPR	HORWITH	DJLX98504
09/13/07	10/04/07	000868896	39890	67,060	48,520	18,540	27.6%	COPR	HORWITH	DJLX98504
09/13/07	10/04/07	000868897	39891	30,380	51,040	(20,660)	-68.0%	COPR	HORWITH	DJLX98504
09/13/07	10/04/07	000868898	39892	57,800	50,460	7,340	12.7%	COPR	HORWITH	CHUX322
09/13/07	10/04/07	000868899	39893	77,880	52,220	25,660	32.9%	COPR	HORWITH	CHUX322
09/13/07	10/04/07	000868900	39894	33,600	51,760	(18,160)	-54.0%	COPR	HORWITH	CHUX322
09/13/07	10/04/07	000868901	39895	33,580	50,120	(16,540)	-49.3%	COPR	HORWITH	CHUX322
09/13/07	10/04/07	000868902	39896	69,300	50,900	18,400	26.6%	COPR	HORWITH	NDYX322047
09/13/07	10/04/07	000868903	39897	66,820	51,900	14,920	22.3%	COPR	HORWITH	NDYX322047
09/13/07	10/04/07	000868904	39898	33,640	50,060	(16,420)	-48.8%	COPR	HORWITH	NDYX322047
09/13/07	10/04/07	000868905	39899	33,620	49,800	(16,180)	-48.1%	COPR	HORWITH	NDYX322047
09/13/07	10/04/07	000868906	39900	37,760	51,980	(14,220)	-37.7%	COPR	HORWITH	MHFX5683
09/13/07	10/04/07	000868907	39901	68,820	50,740	18,080	26.3%	COPR	HORWITH	MHFX5683
09/13/07	10/04/07	000868908	39902	77,080	49,760	27,320	35.4%	COPR	HORWITH	MHFX5683
09/13/07	10/04/07	000868909	39903	18,260	49,060	(30,800)	-168.7%	COPR	HORWITH	MHFX5683
09/13/07	10/04/07	000868910	39904	40,680	50,420	(9,740)	-23.9%	COPR	HORWITH	JTLX30128
09/13/07	10/04/07	000868911	39905	48,600	50,140	(1,540)	-3.2%	COPR	HORWITH	CITX300108
09/13/07	10/04/07	000868912	39906	8,320	50,120	(41,800)	-502.4%	COPR	HORWITH	CITX300108
09/13/07	10/04/07	000868913	39907	48,860	49,640	(780)	-1.6%	COPR	HORWITH	CITX300108
09/13/07	10/04/07	000868914	39908	94,280	50,640	43,640	46.3%	COPR	HORWITH	CITX300108
09/13/07	10/04/07	000868915	39909	67,360	51,240	16,120	23.9%	COPR	HORWITH	JTLX265
09/13/07	10/04/07	000868916	39910	76,380	48,780	27,600	36.1%	COPR	HORWITH	JTLX265
09/13/07	10/04/07	000868917	39911	30,760	49,880	(19,120)	-62.2%	COPR	HORWITH	JTLX265
09/13/07	10/04/07	000868918	39912	30,780	50,960	(20,180)	-65.6%	COPR	HORWITH	JTLX265
09/13/07	10/04/07	000868919	39913	27,420	51,480	(24,060)	-87.7%	COPR	HORWITH	MHFX5641
09/13/07	10/04/07	000868920	39914	77,600	50,640	26,960	34.7%	COPR	HORWITH	MHFX5641
09/13/07	10/04/07	000868921	39915	76,140	50,440	25,700	33.8%	COPR	HORWITH	MHFX5641
09/13/07	10/04/07	000868922	39916	23,760	50,540	(26,780)	-112.7%	COPR	HORWITH	MHFX5641
09/13/07	10/04/07	000868923	39917	28,340	51,240	(22,900)	-80.8%	COPR	HORWITH	CHUX325

Honeywell

HONEYWELL SA-7 USE HAZARDOUS WASTE TRACKING (2006)										
Date Shipped	Date of Return Manifest	State Manifest	Man. Doc #	Facilty Manifest Weight (lbs)	Estimated Weight (lbs)	Manifest - Estimate (lbs)	Manifest - Estimate (%)	Material	Transporter	RAILCAR #
09/13/07	10/04/07	000868924	39918	68,220	50,360	17,860	26.2%	COPR	HORWITH	CHUX325
09/13/07	10/04/07	000868925	39919	67,480	52,400	15,080	22.3%	COPR	HORWITH	CHUX325
09/13/07	10/04/07	000868926	39920	41,120	51,980	(10,860)	-26.4%	COPR	HORWITH	CHUX325
09/14/07	10/04/07	000868927	39921	56,880	50,640	6,240	11.0%	COPR	HORWITH	JTLX30130
09/14/07	10/04/07	000868928	39922	67,460	49,440	18,020	26.7%	COPR	HORWITH	JTLX30130
09/14/07	10/04/07	000868929	39923	33,500	49,800	(16,300)	-48.7%	COPR	HORWITH	JTLX30130
09/14/07	10/04/07	000868930	39924	33,520	49,360	(15,840)	-47.3%	COPR	HORWITH	JTLX30130
09/14/07	10/04/07	000868931	39925	67,840	50,980	16,860	24.9%	COPR	HORWITH	JTLX30139
09/14/07	10/04/07	000868932	39926	56,760	50,780	5,980	10.5%	COPR	HORWITH	JTLX30139
09/14/07	10/04/07	000868933	39927	67,460	50,580	16,880	25.0%	COPR	HORWITH	JTLX30139
09/14/07	10/04/07	000868934	39928	10,040	50,440	(40,400)	-402.4%	COPR	HORWITH	JTLX30139
09/14/07	10/04/07	000868935	39929	68,760	50,720	18,040	26.2%	COPR	HORWITH	CHUX327
09/14/07	10/04/07	000868936	39930	69,080	51,980	17,100	24.8%	COPR	HORWITH	CHUX327
09/14/07	10/04/07	000868937	39931	33,800	51,560	(17,760)	-52.5%	COPR	HORWITH	CHUX327
09/14/07	10/04/07	000868938	39932	33,780	51,100	(17,320)	-51.3%	COPR	HORWITH	CHUX327
09/14/07	10/04/07	000868939	39933	69,280	50,660	18,620	26.9%	COPR	HORWITH	CHUX311
09/14/07	10/04/07	000868940	39934	67,860	50,360	17,500	25.8%	COPR	HORWITH	CHUX311
09/14/07	10/04/07	000868941	39935	51,600	51,140	460	0.9%	COPR	HORWITH	CHUX311
09/14/07	10/04/07	000868942	39936	9,540	51,780	(42,240)	-442.8%	COPR	HORWITH	CHUX311
09/14/07	10/04/07	000868943	39937	58,580	50,320	8,260	14.1%	COPR	HORWITH	CHUX243
09/14/07	10/04/07	000868944	39938	77,760	51,760	26,000	33.4%	COPR	HORWITH	CHUX243
09/14/07	10/04/07	000868945	39939	32,680	50,260	(17,580)	-53.8%	COPR	HORWITH	CHUX243
09/14/07	10/04/07	000868946	39940	32,660	50,760	(18,100)	-55.4%	COPR	HORWITH	CHUX243
09/14/07	10/04/07	000868947	39941	11,520	50,200	(38,680)	-335.8%	COPR	HORWITH	CHUX238
09/14/07	10/04/07	000868948	39942	76,840	49,580	27,260	35.5%	COPR	HORWITH	CHUX238
09/14/07	10/04/07	000868949	39943	67,240	49,580	17,660	26.3%	COPR	HORWITH	CHUX238
09/14/07	10/04/07	000868950	39944	39,460	48,000	(8,540)	-21.6%	COPR	HORWITH	CHUX238
09/14/07	10/11/07	000868951	39945	76,120	49,660	26,460	34.8%	COPR	HORWITH	JTLX30166
09/14/07	10/11/07	000868952	39946	76,480	49,220	27,260	35.6%	COPR	HORWITH	JTLX30166
09/14/07	10/11/07	000868953	39947	19,200	48,560	(29,360)	-152.9%	COPR	HORWITH	JTLX30166
09/14/07	10/11/07	000868954	39948	19,200	51,200	(32,000)	-166.7%	COPR	HORWITH	JTLX30166
09/14/07	10/04/07	000868955	39949	29,540	49,660	(20,120)	-68.1%	COPR	HORWITH	CHUX263
09/14/07	10/04/07	000868956	39950	76,940	49,960	26,980	35.1%	COPR	HORWITH	CHUX263
09/14/07	10/04/07	000868957	39951	76,960	48,460	28,500	37.0%	COPR	HORWITH	CHUX263
09/14/07	10/04/07	000868958	39952	66,860	50,440	16,420	24.6%	COPR	HORWITH	JTLX4058
09/14/07	10/04/07	000868959	39953	14,640	50,580	(35,940)	-245.5%	COPR	HORWITH	CHUX263
09/14/07	10/04/07	000868960	39954	29,760	49,860	(20,100)	-67.5%	COPR	HORWITH	JTLX4058
09/14/07	10/04/07	000868961	39955	66,040	51,440	14,600	22.1%	COPR	HORWITH	JTLX4058
09/14/07	10/04/07	000868962	39956	39,140	51,760	(12,620)	-32.2%	COPR	HORWITH	JTLX4058
09/14/07	10/04/07	000868963	39957	76,420	49,940	26,480	34.7%	COPR	HORWITH	MHFX5743
09/14/07	10/04/07	000868964	39958	77,020	50,640	26,380	34.3%	COPR	HORWITH	MHFX5743
09/14/07	10/04/07	000868965	39959	25,920	51,820	(25,900)	-99.9%	COPR	HORWITH	MHFX5743
09/14/07	10/04/07	000868966	39960	25,940	51,220	(25,280)	-97.5%	COPR	HORWITH	MHFX5743
09/14/07	10/04/07	000868967	39961	25,540	51,780	(26,240)	-102.7%	COPR	HORWITH	CITX300113
09/14/07	10/04/07	000868968	39962	67,760	52,420	15,340	22.6%	COPR	HORWITH	CITX300113
09/14/07	10/04/07	000868969	39963	68,960	50,640	18,320	26.6%	COPR	HORWITH	CITX300113
09/14/07	10/04/07	000868970	39964	43,100	50,620	(7,520)	-17.4%	COPR	HORWITH	CITX300113
09/14/07	10/04/07	000868971	39965	23,200	50,140	(26,940)	-116.1%	COPR	HORWITH	JTLX30106
09/14/07	10/04/07	000868972	39966	67,480	51,100	16,380	24.3%	COPR	HORWITH	JTLX30106
09/14/07	10/04/07	000868973	39967	67,880	51,400	16,480	24.3%	COPR	HORWITH	JTLX30106
09/14/07	10/04/07	000868974	39968	42,660	48,980	(6,320)	-14.8%	COPR	HORWITH	JTLX30106
09/14/07	10/04/07	000868975	39969	26,160	48,000	(21,840)	-83.5%	COPR	HORWITH	CITX300110
09/14/07	10/04/07	000868976	39970	67,560	49,060	18,500	27.4%	COPR	HORWITH	CITX300110
09/14/07	10/04/07	000868977	39971	67,200	49,500	17,700	26.3%	COPR	HORWITH	CITX300110
09/14/07	10/04/07	000868978	39972	39,140	51,480	(12,340)	-31.5%	COPR	HORWITH	CITX300110
09/14/07	10/04/07	000868979	39973	67,180	51,140	16,040	23.9%	COPR	HORWITH	CEFX35241
09/14/07	10/04/07	000868980	39974	38,640	49,940	(11,300)	-29.2%	COPR	HORWITH	CEFX35241
09/14/07	10/04/07	000868981	39975	66,480	51,440	15,040	22.6%	COPR	HORWITH	CEFX35241
09/14/07	10/04/07	000868982	39976	30,660	50,160	(19,500)	-63.6%	COPR	HORWITH	CEFX35241
09/14/07	10/04/07	000868983	39977	37,480	51,440	(13,960)	-37.2%	COPR	HORWITH	CHUX130
09/14/07	10/04/07	000868984	39978	69,440	52,480	16,960	24.4%	COPR	HORWITH	CHUX130
09/14/07	10/04/07	000868985	39979	67,480	50,620	16,860	25.0%	COPR	HORWITH	CHUX130
09/14/07	10/04/07	000868986	39980	29,680	51,100	(21,420)	-72.2%	COPR	HORWITH	CHUX130
09/17/07	10/18/07	000868987	39981	59,260	49,720	9,540	16.1%	COPR	HORWITH	CHUX186
09/17/07	10/18/07	000868988	39982	50,000	49,860	140	0.3%	COPR	HORWITH	CHUX186
09/17/07	10/18/07	000868989	39983	78,020	49,640	28,380	36.4%	COPR	HORWITH	CHUX186
09/17/07	10/18/07	000868990	39984	12,220	51,400	(39,180)	-320.6%	COPR	HORWITH	CHUX186
09/17/07	10/18/07	000868991	39985	6,700	51,600	(44,900)	-670.1%	COPR	HORWITH	CHUX255
09/17/07	10/18/07	000868992	39986	66,960	51,440	15,520	23.2%	COPR	HORWITH	CHUX255
09/17/07	10/18/07	000868993	39987	68,400	51,640	16,760	24.5%	COPR	HORWITH	CHUX255
09/17/07	10/18/07	000868994	39988	67,700	51,480	16,220	24.0%	COPR	HORWITH	CHUX255
09/17/07	10/11/07	000868995	39989	29,780	51,800	(22,020)	-73.9%	COPR	HORWITH	CITX300163
09/17/07	10/11/07	000868996	39990	67,380	50,880	16,500	24.5%	COPR	HORWITH	CITX300163
09/17/07	10/11/07	000868997	39991	69,820	51,440	18,380	26.3%	COPR	HORWITH	CITX300163

Honeywell

HONEYWELL SA-7 USE HAZARDOUS WASTE TRACKING (2006)										
Date Shipped	Date of Return Manifest	State Manifest	Man. Doc #	Facilty Manifest Weight (lbs)	Estimated Weight (lbs)	Manifest - Estimate (lbs)	Manifest - Estimate (%)	Material	Transporter	RAILCAR #
09/17/07	10/11/07	000868998	39992	38,040	51,400	(13,360)	-35.1%	COPR	HORWITH	CITX300163
09/17/07	10/18/07	000868999	39993	20,920	50,940	(30,020)	-143.5%	COPR	HORWITH	CITX300111
09/17/07	10/18/07	000869000	39994	47,480	50,840	(3,360)	-7.1%	COPR	HORWITH	CITX300111
09/17/07	10/18/07	000857502	39995	69,000	51,300	17,700	25.7%	COPR	HORWITH	CITX300111
09/17/07	10/18/07	000857503	39996	59,720	51,780	7,940	13.3%	COPR	HORWITH	CITX300111
09/17/07	10/15/07	000857504	39997	12,860	50,160	(37,300)	-290.0%	COPR	HORWITH	CHUX178
09/17/07	10/15/07	000857505	39998	76,720	50,200	26,520	34.6%	COPR	HORWITH	CHUX178
09/17/07	10/15/07	000857506	39999	68,740	48,000	20,740	30.2%	COPR	HORWITH	CHUX178
09/17/07	10/15/07	000857507	40000	37,880	49,200	(11,320)	-29.9%	COPR	HORWITH	CHUX178
09/17/07	10/15/07	000857508	40001	67,800	48,080	19,720	29.1%	COPR	HORWITH	NDYX320342
09/17/07	10/15/07	000857509	40002	27,380	50,400	(23,020)	-84.1%	COPR	HORWITH	NDYX320342
09/17/07	10/15/07	000857510	40003	77,400	51,420	25,980	33.6%	COPR	HORWITH	NDYX320342
09/17/07	10/15/07	000857511	40004	27,400	47,600	(20,200)	-73.7%	COPR	HORWITH	NDYX320342
09/17/07	10/11/07	000857512	40005	67,380	51,020	16,360	24.3%	COPR	HORWITH	CITX300124
09/17/07	10/11/07	000857513	40006	25,820	49,480	(23,660)	-91.6%	COPR	HORWITH	CITX300124
09/17/07	10/11/07	000857514	40007	67,940	50,700	17,240	25.4%	COPR	HORWITH	CITX300124
09/17/07	10/11/07	000857515	40008	29,680	48,100	(18,420)	-62.1%	COPR	HORWITH	CITX300124
09/17/07	10/15/07	000857516	40009	39,320	51,440	(12,120)	-30.8%	COPR	HORWITH	JTLX30168
09/17/07	10/15/07	000857517	40010	67,920	51,920	16,000	23.6%	COPR	HORWITH	JTLX30168
09/17/07	10/15/07	000857518	40011	67,900	50,500	17,400	25.6%	COPR	HORWITH	JTLX30168
09/17/07	10/15/07	000857519	40012	38,580	51,300	(12,720)	-33.0%	COPR	HORWITH	JTLX30168
09/17/07	10/11/07	000857520	40013	60,060	50,840	9,220	15.4%	COPR	HORWITH	JTLX30142
09/17/07	10/11/07	000857521	40014	67,880	51,040	16,840	24.8%	COPR	HORWITH	JTLX30142
09/17/07	10/11/07	000857522	40015	69,060	49,760	19,300	27.9%	COPR	HORWITH	JTLX30142
09/17/07	10/15/07	000857523	40016	70,260	51,560	18,700	26.6%	COPR	HORWITH	CEFX33343
09/17/07	10/11/07	000857524	40017	4,080	50,000	(45,920)	-1125.5%	COPR	HORWITH	JTLX30142
09/17/07	10/15/07	000857525	40018	67,780	52,140	15,640	23.1%	COPR	HORWITH	CEFX33343
09/17/07	10/15/07	000857526	40019	67,940	52,240	15,700	23.1%	COPR	HORWITH	CEFX33343
09/17/07	10/15/07	000857527	40020	8,200	51,860	(43,660)	-532.4%	COPR	HORWITH	CEFX33343
09/17/07	10/11/07	000857528	40021	65,340	51,180	14,160	21.7%	COPR	HORWITH	CHUX175
09/17/07	10/11/07	000857529	40022	69,040	52,080	16,960	24.6%	COPR	HORWITH	CHUX175
09/17/07	10/11/07	000857530	40023	34,140	52,220	(18,080)	-53.0%	COPR	HORWITH	CHUX175
09/17/07	10/15/07	000857531	40024	68,240	52,420	15,820	23.2%	COPR	HORWITH	JTLX127
09/17/07	10/11/07	000857532	40025	34,140	52,000	(17,860)	-52.3%	COPR	HORWITH	CHUX175
09/17/07	10/15/07	000857533	40026	68,200	52,440	15,760	23.1%	COPR	HORWITH	JTLX127
09/17/07	10/15/07	000857534	40027	33,940	52,420	(18,480)	-54.4%	COPR	HORWITH	JTLX127
09/17/07	10/15/07	000857535	40028	67,600	49,640	17,960	26.6%	COPR	HORWITH	CHUX293
09/17/07	10/15/07	000857536	40029	33,940	50,500	(16,560)	-48.8%	COPR	HORWITH	JTLX127
09/17/07	10/15/07	000857537	40030	67,600	48,640	18,960	28.0%	COPR	HORWITH	CHUX293
09/17/07	10/15/07	000857538	40031	34,620	49,980	(15,360)	-44.4%	COPR	HORWITH	CHUX293
09/17/07	10/15/07	000857539	40032	34,620	48,320	(13,700)	-39.6%	COPR	HORWITH	CHUX293
09/17/07	10/11/07	000857540	40033	58,340	51,260	7,080	12.1%	COPR	HORWITH	DJLX98508
09/17/07	10/11/07	000857541	40034	34,320	48,740	(14,420)	-42.0%	COPR	HORWITH	DJLX98508
09/17/07	10/11/07	000857542	40035	69,060	50,600	18,460	26.7%	COPR	HORWITH	DJLX98508
09/17/07	10/11/07	000857543	40036	76,420	49,500	26,920	35.2%	COPR	HORWITH	CHUX294
09/17/07	10/11/07	000857544	40037	34,320	48,060	(13,740)	-40.0%	COPR	HORWITH	DJLX98508
09/17/07	10/11/07	000857545	40038	38,600	50,020	(11,420)	-29.6%	COPR	HORWITH	CHUX294
09/17/07	10/11/07	000857546	40039	69,500	50,560	18,940	27.3%	COPR	HORWITH	CHUX294
09/17/07	10/11/07	000857547	40040	9,500	50,260	(40,760)	-429.1%	COPR	HORWITH	CHUX294
09/17/07	10/10/07	000857548	40041	65,300	49,960	15,340	23.5%	COPR	HORWITH	CEFX33358
09/17/07	10/10/07	000857549	40042	76,340	51,180	25,160	33.0%	COPR	HORWITH	CEFX33358
09/18/07	10/10/07	000857550	40043	65,100	51,080	14,020	21.5%	COPR	HORWITH	JTLX175
09/18/07	10/10/07	000857551	40044	68,280	51,900	16,380	24.0%	COPR	HORWITH	JTLX175
09/18/07	10/10/07	000857552	40045	33,880	49,560	(15,680)	-46.3%	COPR	HORWITH	JTLX175
09/18/07	10/10/07	000857553	40046	33,880	51,740	(17,860)	-52.7%	COPR	HORWITH	JTLX175
09/18/07	10/10/07	000857554	40047	45,300	49,800	(4,500)	-9.9%	COPR	HORWITH	CHUX315
09/18/07	10/10/07	000857555	40048	76,560	51,900	24,660	32.2%	COPR	HORWITH	CHUX315
09/18/07	10/10/07	000857556	40049	67,820	48,860	18,960	28.0%	COPR	HORWITH	CHUX315
09/18/07	10/10/07	000857557	40050	11,500	51,200	(39,700)	-345.2%	COPR	HORWITH	CHUX315
09/18/07	10/10/07	000857558	40051	38,660	50,800	(12,140)	-31.4%	COPR	HORWITH	NDYX320437
09/18/07	10/10/07	000857559	40052	67,700	49,120	18,580	27.4%	COPR	HORWITH	NDYX320437
09/18/07	10/10/07	000857560	40053	68,780	51,540	17,240	25.1%	COPR	HORWITH	NDYX320437
09/18/07	10/10/07	000857561	40054	22,320	51,420	(29,100)	-130.4%	COPR	HORWITH	NDYX320437
09/18/07	10/10/07	000857562	40055	37,680	51,620	(13,940)	-37.0%	COPR	HORWITH	CITX300165
09/18/07	10/10/07	000857563	40056	67,740	48,460	19,280	28.5%	COPR	HORWITH	CITX300165
09/18/07	10/10/07	000857564	40057	67,480	50,400	17,080	25.3%	COPR	HORWITH	CITX300165
09/18/07	10/10/07	000857565	40058	29,160	51,320	(22,160)	-76.0%	COPR	HORWITH	CITX300165
09/18/07	10/10/07	000857566	40059	30,160	51,820	(21,660)	-71.8%	COPR	HORWITH	CITX300166
09/18/07	10/10/07	000857567	40060	68,400	50,780	17,620	25.8%	COPR	HORWITH	CITX300166
09/18/07	10/10/07	000857568	40061	76,360	49,300	27,060	35.4%	COPR	HORWITH	CITX300166
09/18/07	10/10/07	000857569	40062	30,820	51,220	(20,400)	-66.2%	COPR	HORWITH	CITX300166
09/18/07	11/06/07	000857570	40063	12,800	50,800	(38,000)	-296.9%	COPR	HORWITH	JTLX30141
09/18/07	11/06/07	000857571	40064	68,280	47,720	20,560	30.1%	COPR	HORWITH	JTLX30141
09/18/07	11/06/07	000857572	40065	68,200	48,040	20,160	29.6%	COPR	HORWITH	JTLX30141

Honeywell

HONEYWELL SA-7 USE HAZARDOUS WASTE TRACKING (2006)										
Date Shipped	Date of Return Manifest	State Manifest	Man. Doc #	Facilty Manifest Weight (lbs)	Estimated Weight (lbs)	Manifest - Estimate (lbs)	Manifest - Estimate (%)	Material	Transporter	RAILCAR #
09/18/07	11/06/07	000857573	40066	47,160	49,820	(2,660)	-5.6%	COPR	HORWITH	JTLX30141
09/18/07	11/06/07	000857574	40067	12,740	50,560	(37,820)	-296.9%	COPR	HORWITH	CITX300119
09/18/07	11/06/07	000857575	40068	66,980	50,920	16,060	24.0%	COPR	HORWITH	CITX300119
09/18/07	11/06/07	000857576	40069	67,380	51,000	16,380	24.3%	COPR	HORWITH	CITX300119
09/18/07	11/06/07	000857577	40070	54,620	50,020	4,600	8.4%	COPR	HORWITH	CITX300119
09/18/07	10/10/07	000857578	40071	76,220	51,520	24,700	32.4%	COPR	HORWITH	JTLX279
09/18/07	10/10/07	000857579	40072	67,740	51,780	15,960	23.6%	COPR	HORWITH	JTLX279
09/18/07	10/10/07	000857580	40073	27,160	51,180	(24,020)	-88.4%	COPR	HORWITH	JTLX279
09/18/07	10/10/07	000857581	40074	27,160	50,860	(23,700)	-87.3%	COPR	HORWITH	JTLX279
09/18/07	10/10/07	000857582	40075	48,700	51,820	(3,120)	-6.4%	COPR	HORWITH	JTLX141
09/18/07	10/10/07	000857583	40076	76,480	50,600	25,880	33.8%	COPR	HORWITH	JTLX141
09/18/07	10/10/07	000857584	40077	38,280	50,700	(12,420)	-32.4%	COPR	HORWITH	JTLX141
09/18/07	10/10/07	000857585	40078	29,940	49,960	(20,020)	-66.9%	COPR	HORWITH	CEFX33358
09/18/07	10/10/07	000857586	40079	38,300	50,880	(12,580)	-32.8%	COPR	HORWITH	JTLX141
09/18/07	10/10/07	000857587	40080	29,940	50,920	(20,980)	-70.1%	COPR	HORWITH	CEFX33358
09/18/07	10/10/07	000857588	40081	16,900	50,460	(33,560)	-198.6%	COPR	HORWITH	CHUX239
09/18/07	10/10/07	000857589	40082	67,700	50,320	17,380	25.7%	COPR	HORWITH	CHUX239
09/18/07	10/10/07	000857590	40083	68,820	51,400	17,420	25.3%	COPR	HORWITH	CHUX239
09/18/07	10/10/07	000857591	40084	50,860	51,600	(740)	-1.5%	COPR	HORWITH	CHUX239
09/18/07	10/11/07	000857592	40085	26,040	50,340	(24,300)	-93.3%	COPR	HORWITH	CEFX31051
09/18/07	10/11/07	000857593	40086	76,740	49,980	26,760	34.9%	COPR	HORWITH	CEFX31051
09/18/07	10/10/07	000857594	40087	67,580	49,880	17,700	26.2%	COPR	HORWITH	JTLX30109
09/18/07	10/10/07	000857595	40088	76,600	52,320	24,280	31.7%	COPR	HORWITH	JTLX30109
09/18/07	10/10/07	000857596	40089	33,660	50,540	(16,880)	-50.1%	COPR	HORWITH	JTLX30109
09/18/07	10/10/07	000857597	40090	67,060	48,540	18,520	27.6%	COPR	HORWITH	CEFX35840
09/18/07	10/10/07	000857598	40091	33,660	50,480	(16,820)	-50.0%	COPR	HORWITH	JTLX30109
09/18/07	10/10/07	000857599	40092	67,280	50,160	17,120	25.4%	COPR	HORWITH	CEFX35840
09/18/07	10/10/07	000857600	40093	33,420	51,360	(17,940)	-53.7%	COPR	HORWITH	CEFX35840
09/18/07	10/10/07	000857601	40094	33,420	51,180	(17,760)	-53.1%	COPR	HORWITH	CEFX35840
09/18/07	10/10/07	000857602	40095	29,580	50,500	(20,920)	-70.7%	COPR	HORWITH	CHUX330
09/18/07	10/10/07	000857603	40096	68,020	52,100	15,920	23.4%	COPR	HORWITH	CHUX330
09/18/07	10/10/07	000857604	40097	30,000	51,480	(21,480)	-71.6%	COPR	HORWITH	CHUX330
09/18/07	10/10/07	000857605	40098	77,000	51,500	25,500	33.1%	COPR	HORWITH	CHUX330
09/18/07	10/10/07	000857606	40099	25,060	50,840	(25,780)	-102.9%	COPR	HORWITH	NDYX320329
09/18/07	10/10/07	000857607	40100	76,120	51,420	24,700	32.4%	COPR	HORWITH	NDYX320329
09/18/07	10/10/07	000857608	40101	75,660	49,360	26,300	34.8%	COPR	HORWITH	NDYX320329
09/18/07	10/10/07	000857609	40102	24,300	50,220	(25,920)	-106.7%	COPR	HORWITH	NDYX320329
09/18/07	10/10/07	000857610	40103	43,200	52,200	(9,000)	-20.8%	COPR	HORWITH	CITX300100
09/18/07	10/10/07	000857611	40104	66,880	49,960	16,920	25.3%	COPR	HORWITH	CITX300100
09/18/07	10/10/07	000857612	40105	62,400	49,280	13,120	21.0%	COPR	HORWITH	CITX300100
09/18/07	10/10/07	000857613	40106	29,860	49,720	(19,860)	-66.5%	COPR	HORWITH	CITX300100
09/19/07	10/11/07	000857614	40107	75,980	50,540	25,440	33.5%	COPR	HORWITH	CEFX31051
09/19/07	10/11/07	000857615	40108	22,680	50,080	(27,400)	-120.8%	COPR	HORWITH	CEFX31051
09/19/07	10/11/07	000857616	40109	33,160	50,100	(16,940)	-51.1%	COPR	HORWITH	CITX300159
09/19/07	10/11/07	000857617	40110	76,920	50,520	26,400	34.3%	COPR	HORWITH	CITX300159
09/19/07	10/11/07	000857618	40111	68,260	48,160	20,100	29.4%	COPR	HORWITH	CITX300159
09/19/07	10/11/07	000857619	40112	21,040	50,760	(29,720)	-141.3%	COPR	HORWITH	CITX300159
09/19/07	10/11/07	000857620	40113	38,680	51,320	(12,640)	-32.7%	COPR	HORWITH	JTLX30108
09/19/07	10/11/07	000857621	40114	76,520	49,820	26,700	34.9%	COPR	HORWITH	JTLX30108
09/19/07	10/11/07	000857622	40115	70,640	50,200	20,440	28.9%	COPR	HORWITH	JTLX30108
09/19/07	10/11/07	000857623	40116	14,260	49,980	(35,720)	-250.5%	COPR	HORWITH	JTLX30108
09/19/07	10/11/07	000857624	40117	32,340	51,980	(19,640)	-60.7%	COPR	HORWITH	CEFX35248
09/19/07	10/11/07	000857625	40118	68,460	51,880	16,580	24.2%	COPR	HORWITH	CEFX35248
09/19/07	10/11/07	000857626	40119	67,860	51,900	15,960	23.5%	COPR	HORWITH	CEFX35248
09/19/07	10/11/07	000857627	40120	35,940	50,080	(14,140)	-39.3%	COPR	HORWITH	CEFX35248
09/19/07	10/11/07	000857628	40121	24,380	51,240	(26,860)	-110.2%	COPR	HORWITH	JTLX30167
09/19/07	10/11/07	000857629	40122	69,220	48,880	20,340	29.4%	COPR	HORWITH	JTLX30167
09/19/07	10/11/07	000857630	40123	67,560	50,020	17,540	26.0%	COPR	HORWITH	JTLX30167
09/19/07	10/11/07	000857631	40124	35,020	48,640	(13,620)	-38.9%	COPR	HORWITH	JTLX30167
09/19/07	10/11/07	000857632	40125	22,160	50,980	(28,820)	-130.1%	COPR	HORWITH	NDYX320465
09/19/07	10/11/07	000857633	40126	77,080	50,680	26,400	34.3%	COPR	HORWITH	NDYX320465
09/19/07	10/11/07	000857634	40127	67,880	47,200	20,680	30.5%	COPR	HORWITH	NDYX320465
09/19/07	10/11/07	000857635	40128	30,380	48,700	(18,320)	-60.3%	COPR	HORWITH	NDYX320465
09/19/07	10/11/07	000857636	40129	19,640	51,420	(31,780)	-161.8%	COPR	HORWITH	CHUX277
09/19/07	10/11/07	000857637	40130	68,040	50,860	17,180	25.2%	COPR	HORWITH	CHUX277
09/19/07	10/11/07	000857638	40131	67,480	51,140	16,340	24.2%	COPR	HORWITH	CHUX277
09/19/07	10/11/07	000857639	40132	47,080	51,020	(3,940)	-8.4%	COPR	HORWITH	CHUX277
09/19/07	11/06/06	000857640	40133	54,780	50,760	4,020	7.3%	COPR	HORWITH	JTLX30149
09/19/07	11/06/06	000857641	40134	68,100	51,420	16,680	24.5%	COPR	HORWITH	JTLX30149
09/19/07	11/06/06	000857642	40135	68,080	51,920	16,160	23.7%	COPR	HORWITH	JTLX30149
09/19/07	11/06/06	000857643	40136	14,520	52,180	(37,660)	-259.4%	COPR	HORWITH	JTLX30149
09/19/07	10/11/07	000857644	40137	53,640	52,120	1,520	2.8%	COPR	HORWITH	CEFX35823
09/19/07	10/11/07	000857645	40138	69,520	51,300	18,220	26.2%	COPR	HORWITH	CEFX35823
09/19/07	10/11/07	000857646	40139	8,140	50,880	(42,740)	-525.1%	COPR	HORWITH	CHUX193

Honeywell

HONEYWELL SA-7 USE HAZARDOUS WASTE TRACKING (2006)										
Date Shipped	Date of Return Manifest	State Manifest	Man. Doc #	Facilty Manifest Weight (lbs)	Estimated Weight (lbs)	Manifest - Estimate (lbs)	Manifest - Estimate (%)	Material	Transporter	RAILCAR #
09/19/07	10/11/07	000857647	40140	76,660	52,100	24,560	32.0%	COPR	HORWITH	CHUX193
09/19/07	10/11/07	000857648	40141	68,840	52,120	16,720	24.3%	COPR	HORWITH	CHUX193
09/19/07	10/11/07	000857649	40142	50,160	51,560	(1,400)	-2.8%	COPR	HORWITH	CHUX193
09/19/07	10/11/07	000857650	40143	12,060	50,340	(38,280)	-317.4%	COPR	HORWITH	CHUX133
09/19/07	10/11/07	000857651	40144	76,700	50,400	26,300	34.3%	COPR	HORWITH	CHUX133
09/19/07	10/11/07	000857652	40145	68,660	52,100	16,560	24.1%	COPR	HORWITH	CHUX133
09/19/07	10/11/07	000857653	40146	43,340	51,200	(7,860)	-18.1%	COPR	HORWITH	CHUX133
09/19/07	10/11/07	000857654	40147	17,640	51,420	(33,780)	-191.5%	COPR	HORWITH	CHUX125
09/19/07	10/11/07	000857655	40148	69,400	50,380	19,020	27.4%	COPR	HORWITH	CHUX125
09/19/07	10/11/07	000857656	40149	67,580	50,760	16,820	24.9%	COPR	HORWITH	CHUX125
09/19/07	10/11/07	000857657	40150	48,060	51,840	(3,780)	-7.9%	COPR	HORWITH	CHUX125
09/19/07	10/15/07	000857658	40151	52,880	50,800	2,080	3.9%	COPR	HORWITH	CHUX319
09/19/07	10/15/07	000857659	40152	76,080	51,060	25,020	32.9%	COPR	HORWITH	CHUX319
09/19/07	10/15/07	000857660	40153	36,600	51,300	(14,700)	-40.2%	COPR	HORWITH	CHUX319
09/19/07	10/15/07	000857661	40154	36,600	50,440	(13,840)	-37.8%	COPR	HORWITH	CHUX319
09/19/07	10/18/07	000857662	40155	6,760	50,940	(44,180)	-653.6%	COPR	HORWITH	CITX300123
09/19/07	10/18/07	000857663	40156	68,920	49,380	19,540	28.4%	COPR	HORWITH	CITX300123
09/19/07	10/18/07	000857664	40157	65,420	51,580	13,840	21.2%	COPR	HORWITH	CITX300123
09/19/07	10/18/07	000857665	40158	60,340	50,420	9,920	16.4%	COPR	HORWITH	CITX300123
09/19/07	10/15/07	000857666	40159	76,040	48,940	27,100	35.6%	COPR	HORWITH	NDYX320467
09/19/07	10/15/07	000857667	40160	18,480	50,920	(32,440)	-175.5%	COPR	HORWITH	NDYX320467
09/19/07	10/15/07	000857668	40161	33,560	50,280	(16,720)	-49.8%	COPR	HORWITH	NDYX320467
09/19/07	10/15/07	000857669	40162	54,660	48,480	6,180	11.3%	COPR	HORWITH	CEFX33411
09/19/07	10/15/07	000857670	40163	60,900	50,660	10,240	16.8%	COPR	HORWITH	NDYX320467
09/19/07	10/15/07	000857671	40164	68,240	51,220	17,020	24.9%	COPR	HORWITH	CEFX33411
09/19/07	10/15/07	000857672	40165	68,140	50,400	17,740	26.0%	COPR	HORWITH	CEFX33411
09/19/07	10/15/07	000857673	40166	11,520	51,700	(40,180)	-348.8%	COPR	HORWITH	CEFX33411
09/19/07	10/11/07	000857674	40167	67,520	51,220	16,300	24.1%	COPR	HORWITH	CEFX35823
09/19/07	10/11/07	000857675	40168	67,760	50,900	16,860	24.9%	COPR	HORWITH	JTLX30144
09/19/07	10/11/07	000857676	40169	13,680	49,080	(35,400)	-258.8%	COPR	HORWITH	CEFX35823
09/19/07	10/11/07	000857677	40170	68,220	51,660	16,560	24.3%	COPR	HORWITH	JTLX30144
09/20/07	10/11/07	000857679	40171	38,440	50,740	(12,300)	-32.0%	COPR	HORWITH	JTLX30169
09/20/07	10/11/07	000857680	40172	68,400	51,260	17,140	25.1%	COPR	HORWITH	JTLX30169
09/20/07	10/11/07	000857681	40173	76,700	50,580	26,120	34.1%	COPR	HORWITH	JTLX30169
09/20/07	10/11/07	000857682	40174	19,640	51,160	(31,520)	-160.5%	COPR	HORWITH	JTLX30169
09/20/07	10/18/07	000857683	40175	68,180	48,860	19,320	28.3%	COPR	HORWITH	CITX300157
09/20/07	10/18/07	000857684	40176	68,880	51,080	17,800	25.8%	COPR	HORWITH	CITX300157
09/20/07	10/18/07	000857685	40177	40,560	51,220	(10,660)	-26.3%	COPR	HORWITH	CITX300157
09/20/07	10/18/07	000857686	40178	23,560	51,940	(28,380)	-120.5%	COPR	HORWITH	CITX300157
09/20/07	10/18/07	000857687	40179	68,000	50,200	17,800	26.2%	COPR	HORWITH	JTLX30116
09/20/07	10/18/07	000857688	40180	76,800	51,600	25,200	32.8%	COPR	HORWITH	JTLX30116
09/20/07	10/18/07	000857689	40181	33,720	51,120	(17,400)	-51.6%	COPR	HORWITH	JTLX30116
09/20/07	10/18/07	000857690	40182	33,740	51,080	(17,340)	-51.4%	COPR	HORWITH	JTLX30116
09/20/07	10/11/07	000857691	40183	76,760	49,220	27,540	35.9%	COPR	HORWITH	JTLX30110
09/20/07	10/11/07	000857692	40184	67,800	50,360	17,440	25.7%	COPR	HORWITH	JTLX30110
09/20/07	10/11/07	000857693	40185	27,820	50,620	(22,800)	-82.0%	COPR	HORWITH	JTLX30110
09/20/07	10/11/07	000857694	40186	27,820	49,920	(22,100)	-79.4%	COPR	HORWITH	JTLX30110
09/20/07	10/15/07	000857695	40187	75,980	49,020	26,960	35.5%	COPR	HORWITH	JTLX130
09/20/07	10/15/07	000857696	40188	75,200	49,200	26,000	34.6%	COPR	HORWITH	JTLX130
09/20/07	10/15/07	000857697	40189	19,460	48,360	(28,900)	-148.5%	COPR	HORWITH	JTLX130
09/20/07	10/15/07	000857698	40190	19,460	48,040	(28,580)	-146.9%	COPR	HORWITH	JTLX130
09/20/07	10/11/07	000857699	40191	26,440	49,320	(22,880)	-86.5%	COPR	HORWITH	JTLX192
09/20/07	10/11/07	000857700	40192	67,800	50,660	17,140	25.3%	COPR	HORWITH	JTLX192
09/20/07	10/11/07	000857701	40193	68,000	50,300	17,700	26.0%	COPR	HORWITH	JTLX192
09/20/07	10/11/07	000857702	40194	30,440	49,180	(18,740)	-61.6%	COPR	HORWITH	JTLX192
09/20/07	10/11/07	000857703	40195	37,380	49,900	(12,520)	-33.5%	COPR	HORWITH	JTLX74
09/20/07	10/11/07	000857704	40196	76,000	49,760	26,240	34.5%	COPR	HORWITH	JTLX74
09/20/07	10/11/07	000857705	40197	76,680	51,200	25,480	33.2%	COPR	HORWITH	JTLX74
09/20/07	10/11/07	000857706	40198	18,720	51,120	(32,400)	-173.1%	COPR	HORWITH	JTLX74
09/20/07	10/11/07	000857707	40199	76,980	48,720	28,260	36.7%	COPR	HORWITH	CITX300161
09/20/07	10/11/07	000857708	40200	10,760	49,080	(38,320)	-356.1%	COPR	HORWITH	CITX300161
09/20/07	10/11/07	000857709	40201	69,380	50,080	19,300	27.8%	COPR	HORWITH	CITX300161
09/20/07	10/11/07	000857710	40202	41,380	51,640	(10,260)	-24.8%	COPR	HORWITH	CITX300161
09/20/07	10/11/07	000857711	40203	68,320	50,180	18,140	26.6%	COPR	HORWITH	CITX300122
09/20/07	10/11/07	000857712	40204	28,240	49,080	(20,840)	-73.8%	COPR	HORWITH	CITX300122
09/20/07	10/11/07	000857713	40205	33,660	48,840	(15,180)	-45.1%	COPR	HORWITH	JTLX30144
09/20/07	10/11/07	000857714	40206	28,240	51,660	(23,420)	-82.9%	COPR	HORWITH	CITX300122
09/20/07	10/11/07	000857715	40207	77,140	50,900	26,240	34.0%	COPR	HORWITH	CITX300122
09/20/07	10/11/07	000857716	40208	33,680	51,420	(17,740)	-52.7%	COPR	HORWITH	JTLX30144
09/20/07	10/11/07	000857717	40209	37,200	49,740	(12,540)	-33.7%	COPR	HORWITH	CITX300102
09/20/07	10/11/07	000857718	40210	67,900	51,700	16,200	23.9%	COPR	HORWITH	CITX300102
09/20/07	10/11/07	000857719	40211	68,740	50,980	17,760	25.8%	COPR	HORWITH	CITX300102
09/20/07	10/11/07	000857720	40212	38,700	50,700	(12,000)	-31.0%	COPR	HORWITH	CITX300102
09/20/07	10/11/07	000857721	40213	75,480	52,380	23,100	30.6%	COPR	HORWITH	JTLX30113

Honeywell

HONEYWELL SA-7 USE HAZARDOUS WASTE TRACKING (2006)										
Date Shipped	Date of Return Manifest	State Manifest	Man. Doc #	Facilty Manifest Weight (lbs)	Estimated Weight (lbs)	Manifest - Estimate (lbs)	Manifest - Estimate (%)	Material	Transporter	RAILCAR #
09/20/07	10/11/07	000857722	40214	25,260	50,200	(24,940)	-98.7%	COPR	HORWITH	JTLX30113
09/20/07	10/11/07	000857723	40215	76,320	48,900	27,420	35.9%	COPR	HORWITH	JTLX30113
09/20/07	10/11/07	000857724	40216	25,260	48,780	(23,520)	-93.1%	COPR	HORWITH	JTLX30113
09/20/07	10/11/07	000857725	40217	69,920	49,980	19,940	28.5%	COPR	HORWITH	CEFX33382
09/20/07	10/11/07	000857726	40218	67,940	49,900	18,040	26.6%	COPR	HORWITH	CEFX33382
09/20/07	10/11/07	000857727	40219	33,480	50,780	(17,300)	-51.7%	COPR	HORWITH	CEFX33382
09/20/07	10/11/07	000857728	40220	33,480	50,900	(17,420)	-52.0%	COPR	HORWITH	CEFX33382
09/20/07	10/18/07	000857729	40221	76,740	52,400	24,340	31.7%	COPR	HORWITH	NDYX320459
09/20/07	10/18/07	000857730	40222	39,800	50,600	(10,800)	-27.1%	COPR	HORWITH	NDYX320459
09/20/07	10/18/07	000857731	40223	68,000	51,460	16,540	24.3%	COPR	HORWITH	NDYX320459
09/20/07	10/18/07	000857732	40224	17,520	49,680	(32,160)	-183.6%	COPR	HORWITH	NDYX320459
09/20/07	10/11/07	000857733	40225	47,520	50,820	(3,300)	-6.9%	COPR	HORWITH	CEFX35237
09/20/07	10/11/07	000857734	40226	24,520	51,840	(27,320)	-111.4%	COPR	HORWITH	CEFX35237
09/20/07	10/11/07	000857735	40227	68,680	51,520	17,160	25.0%	COPR	HORWITH	CEFX35237
09/20/07	10/15/07	000857736	40228	47,480	51,520	(4,040)	-8.5%	COPR	HORWITH	CITX300106
09/20/07	10/11/07	000857737	40229	67,360	51,320	16,040	23.8%	COPR	HORWITH	CEFX35237
09/20/07	10/15/07	000857738	40230	44,760	51,400	(6,640)	-14.8%	COPR	HORWITH	CITX300106
09/20/07	10/15/07	000857739	40231	76,820	51,220	25,600	33.3%	COPR	HORWITH	CITX300106
09/20/07	10/15/07	000857740	40232	34,920	50,920	(16,000)	-45.8%	COPR	HORWITH	CITX300106
09/20/07	10/18/07	000857741	40233	67,180	52,420	14,760	22.0%	COPR	HORWITH	CHUX168
09/20/07	10/18/07	000857742	40234	22,860	49,560	(26,700)	-116.8%	COPR	HORWITH	CHUX168
09/21/07	10/18/07	000857743	40235	17,080	51,040	(33,960)	-198.8%	COPR	HORWITH	JTLX30104
09/21/07	10/18/07	000857744	40236	69,120	51,500	17,620	25.5%	COPR	HORWITH	JTLX30104
09/21/07	10/18/07	000857745	40237	66,980	49,440	17,540	26.2%	COPR	HORWITH	JTLX30104
09/21/07	10/18/07	000857746	40238	44,380	48,000	(3,620)	-8.2%	COPR	HORWITH	JTLX30104
09/21/07	10/11/07	000857747	40239	8,960	51,740	(42,780)	-477.5%	COPR	HORWITH	JTLX30104
09/21/07	10/11/07	000857748	40240	68,160	48,260	19,900	29.2%	COPR	HORWITH	JTLX30104
09/21/07	10/11/07	000857749	40241	76,940	51,080	25,860	33.6%	COPR	HORWITH	JTLX30104
09/21/07	10/11/07	000857750	40242	46,180	51,240	(5,060)	-11.0%	COPR	HORWITH	JTLX30104
09/21/07	10/18/07	000857751	40243	76,320	48,800	27,520	36.1%	COPR	HORWITH	CEFX33446
09/21/07	10/18/07	000857752	40244	68,600	51,880	16,720	24.4%	COPR	HORWITH	CEFX33446
09/21/07	10/18/07	000857753	40245	25,600	51,260	(25,660)	-100.2%	COPR	HORWITH	CEFX33446
09/21/07	10/18/07	000857754	40246	25,600	51,400	(25,800)	-100.8%	COPR	HORWITH	CEFX33446
09/21/07	10/10/07	000857755	40247	7,440	51,000	(43,560)	-585.5%	COPR	HORWITH	CEFX32187
09/21/07	10/10/07	000857756	40248	67,500	52,060	15,440	22.9%	COPR	HORWITH	CEFX32187
09/21/07	10/10/07	000857757	40249	68,060	51,700	16,360	24.0%	COPR	HORWITH	CEFX32187
09/21/07	10/10/07	000857758	40250	59,880	49,960	9,920	16.6%	COPR	HORWITH	CEFX32187
09/21/07	10/15/07	000857759	40251	55,640	50,460	5,180	9.3%	COPR	HORWITH	CITX300154
09/21/07	10/15/07	000857760	40252	76,580	50,300	26,280	34.3%	COPR	HORWITH	CITX300154
09/21/07	10/15/07	000857761	40253	33,780	48,180	(14,400)	-42.6%	COPR	HORWITH	CITX300154
09/21/07	10/15/07	000857762	40254	33,780	49,220	(15,440)	-45.7%	COPR	HORWITH	CITX300154
09/21/07	10/10/07	000857763	40255	67,880	50,500	17,380	25.6%	COPR	HORWITH	CEFX35820
09/21/07	10/10/07	000857764	40256	67,220	49,920	17,300	25.7%	COPR	HORWITH	CEFX35820
09/21/07	10/10/07	000857765	40257	30,120	50,000	(19,880)	-66.0%	COPR	HORWITH	CEFX35820
09/21/07	10/10/07	000857766	40258	30,100	47,640	(17,540)	-58.3%	COPR	HORWITH	CEFX35820
09/21/07	10/18/07	000857767	40259	44,940	49,280	(4,340)	-9.7%	COPR	HORWITH	CHUX192
09/21/07	10/18/07	000857768	40260	68,700	48,660	20,040	29.2%	COPR	HORWITH	CHUX192
09/21/07	10/18/07	000857769	40261	67,340	47,220	20,120	29.9%	COPR	HORWITH	CHUX192
09/21/07	10/18/07	000857770	40262	11,440	50,660	(39,220)	-342.8%	COPR	HORWITH	CHUX192
09/21/07	10/18/07	000857771	40263	67,580	49,560	18,020	26.7%	COPR	HORWITH	JTLX30114
09/21/07	10/18/07	000857772	40264	68,760	50,840	17,920	26.1%	COPR	HORWITH	JTLX30114
09/21/07	10/18/07	000857773	40265	29,720	49,100	(19,380)	-65.2%	COPR	HORWITH	JTLX30114
09/21/07	10/18/07	000857774	40266	29,700	49,480	(19,780)	-66.6%	COPR	HORWITH	JTLX30114
09/21/07	10/18/07	000857775	40267	67,960	50,820	17,140	25.2%	COPR	HORWITH	CHUX168
09/21/07	10/15/07	000857776	40268	29,800	50,580	(20,780)	-69.7%	COPR	HORWITH	JTLX30147
09/21/07	10/15/07	000857777	40269	76,660	50,680	25,980	33.9%	COPR	HORWITH	JTLX30147
09/21/07	10/15/07	000857778	40270	68,200	49,480	18,720	27.4%	COPR	HORWITH	JTLX30147
09/21/07	10/15/07	000857779	40271	22,140	48,700	(26,560)	-120.0%	COPR	HORWITH	JTLX30147
09/21/07	10/11/07	000857780	40272	38,380	49,760	(11,380)	-29.7%	COPR	HORWITH	CHUX261
09/21/07	10/11/07	000857781	40273	67,680	51,400	16,280	24.1%	COPR	HORWITH	CHUX261
09/21/07	10/11/07	000857782	40274	68,700	49,780	18,920	27.5%	COPR	HORWITH	CHUX261
09/21/07	10/11/07	000857783	40275	38,460	49,860	(11,400)	-29.6%	COPR	HORWITH	CHUX261
09/21/07	10/18/07	000857784	40276	20,960	52,180	(31,220)	-149.0%	COPR	HORWITH	CITX300114
09/21/07	10/18/07	000857785	40277	76,940	50,480	26,460	34.4%	COPR	HORWITH	CITX300114
09/21/07	10/18/07	000857786	40278	68,200	51,520	16,680	24.5%	COPR	HORWITH	CITX300114
09/21/07	10/18/07	000857787	40279	37,920	51,480	(13,560)	-35.8%	COPR	HORWITH	CITX300114
09/21/07	10/11/07	000857788	40280	55,680	51,760	3,920	7.0%	COPR	HORWITH	CITX300151
09/21/07	10/11/07	000857789	40281	76,520	51,160	25,360	33.1%	COPR	HORWITH	CITX300151
09/21/07	10/11/07	000857790	40282	34,320	50,540	(16,220)	-47.3%	COPR	HORWITH	CITX300151
09/21/07	10/11/07	000857791	40283	34,340	52,260	(17,920)	-52.2%	COPR	HORWITH	CITX300151
09/21/07	10/11/07	000857792	40284	48,860	51,960	(3,100)	-6.3%	COPR	HORWITH	CEFX31067
09/21/07	10/11/07	000857793	40285	67,740	50,900	16,840	24.9%	COPR	HORWITH	CEFX31067
09/21/07	10/11/07	000857794	40286	12,220	49,200	(36,980)	-302.6%	COPR	HORWITH	CEFX31067
09/21/07	10/11/07	000857795	40287	76,760	50,460	26,300	34.3%	COPR	HORWITH	CEFX31067

Honeywell

HONEYWELL SA-7 USE HAZARDOUS WASTE TRACKING (2006)										
Date Shipped	Date of Return Manifest	State Manifest	Man. Doc #	Facilty Manifest Weight (lbs)	Estimated Weight (lbs)	Manifest - Estimate (lbs)	Manifest - Estimate (%)	Material	Transporter	RAILCAR #
09/21/07	10/10/07	000857796	40288	42,100	51,100	(9,000)	-21.4%	COPR	HORWITH	JTLX30117
09/21/07	10/10/07	000857797	40289	67,700	50,360	17,340	25.6%	COPR	HORWITH	JTLX30117
09/21/07	10/10/07	000857798	40290	68,500	50,100	18,400	26.9%	COPR	HORWITH	JTLX30117
09/21/07	10/10/07	000857799	40291	19,960	48,440	(28,480)	-142.7%	COPR	HORWITH	JTLX30117
09/21/07	10/10/07	000857800	40292	37,760	49,280	(11,520)	-30.5%	COPR	HORWITH	CHUX198
09/21/07	10/10/07	000857801	40293	68,520	51,300	17,220	25.1%	COPR	HORWITH	CHUX198
09/21/07	10/10/07	000857802	40294	67,880	48,720	19,160	28.2%	COPR	HORWITH	CHUX198
09/21/07	10/10/07	000857803	40295	25,800	50,600	(24,800)	-96.1%	COPR	HORWITH	CHUX198
09/21/07	10/10/07	000857804	40296	21,740	49,940	(28,200)	-129.7%	COPR	HORWITH	JTLX152
09/21/07	10/10/07	000857805	40297	69,500	50,900	18,600	26.8%	COPR	HORWITH	JTLX152
09/21/07	10/10/07	000857806	40298	77,260	50,900	26,360	34.1%	COPR	HORWITH	JTLX152
09/21/07	10/10/07	000857807	40299	30,900	51,020	(20,120)	-65.1%	COPR	HORWITH	JTLX152
09/21/07	10/18/07	000857808	40300	46,660	51,860	(5,200)	-11.1%	COPR	HORWITH	CHUX168
09/24/07	10/18/07	000859676	40301	6,760	51,140	(44,380)	-656.5%	COPR	HORWITH	MHFX5707
09/24/07	10/18/07	000859677	40302	76,700	48,420	28,280	36.9%	COPR	HORWITH	MHFX5707
09/24/07	10/18/07	000859689	40303	60,440	49,920	10,520	17.4%	COPR	HORWITH	CITX300121
09/24/07	10/18/07	000859690	40304	67,480	50,780	16,700	24.7%	COPR	HORWITH	MHFX5707
09/24/07	10/18/07	000859691	40305	51,620	50,000	1,620	3.1%	COPR	HORWITH	CITX300121
09/24/07	10/18/07	000859692	40306	46,920	50,320	(3,400)	-7.2%	COPR	HORWITH	MHFX5707
09/24/07	10/18/07	000859693	40307	76,760	51,100	25,660	33.4%	COPR	HORWITH	CITX300121
09/24/07	10/18/07	000859694	40308	11,520	51,800	(40,280)	-349.7%	COPR	HORWITH	CITX300121
09/24/07	10/18/07	000859695	40309	55,900	50,420	5,480	9.8%	COPR	HORWITH	CHUX212
09/24/07	10/18/07	000859696	40310	67,540	51,360	16,180	24.0%	COPR	HORWITH	CHUX212
09/24/07	10/18/07	000859697	40311	7,460	51,140	(43,680)	-585.5%	COPR	HORWITH	CHUX212
09/24/07	10/18/07	000859698	40312	37,780	52,100	(14,320)	-37.9%	COPR	HORWITH	CITX300027
09/24/07	10/18/07	000859699	40313	68,280	49,780	18,500	27.1%	COPR	HORWITH	CHUX212
09/24/07	10/18/07	000859700	40314	67,880	50,260	17,620	26.0%	COPR	HORWITH	CITX300027
09/24/07	10/18/07	000859701	40315	67,680	50,820	16,860	24.9%	COPR	HORWITH	CITX300027
09/24/07	10/18/07	000859702	40316	27,660	51,780	(24,120)	-87.2%	COPR	HORWITH	CITX300027
09/24/07	10/18/07	000859703	40317	18,420	51,600	(33,180)	-180.1%	COPR	HORWITH	CITX300013
09/24/07	10/18/07	000859704	40318	77,260	51,560	25,700	33.3%	COPR	HORWITH	CITX300013
09/24/07	10/18/07	000859705	40319	77,340	51,700	25,640	33.2%	COPR	HORWITH	CITX300013
09/24/07	10/18/07	000859706	40320	30,900	49,800	(18,900)	-61.2%	COPR	HORWITH	CITX300013
09/24/07	10/18/07	000859707	40321	56,200	48,220	7,980	14.2%	COPR	HORWITH	JTLX105
09/24/07	10/18/07	000859708	40322	76,660	49,860	26,800	35.0%	COPR	HORWITH	JTLX105
09/24/07	10/18/07	000859709	40323	29,160	48,640	(19,480)	-66.8%	COPR	HORWITH	JTLX105
09/24/07	10/18/07	000859710	40324	29,180	48,060	(18,880)	-64.7%	COPR	HORWITH	JTLX105
09/24/07	10/22/07	000859711	40325	68,020	49,960	18,060	26.6%	COPR	HORWITH	CHUX323
09/24/07	10/22/07	000859712	40326	35,980	49,180	(13,200)	-36.7%	COPR	HORWITH	CHUX323
09/24/07	10/22/07	000859713	40327	20,960	49,820	(28,860)	-137.7%	COPR	HORWITH	CHUX323
09/24/07	10/22/07	000859714	40328	68,280	51,220	17,060	25.0%	COPR	HORWITH	CHUX323
09/24/07	10/29/07	000859715	40329	59,080	48,680	10,400	17.6%	COPR	HORWITH	NDYX320452
09/24/07	10/29/07	000859716	40330	69,420	50,400	19,020	27.4%	COPR	HORWITH	NDYX320452
09/24/07	10/29/07	000859717	40331	34,420	49,040	(14,620)	-42.5%	COPR	HORWITH	NDYX320452
09/24/07	10/29/07	000859718	40332	34,440	52,080	(17,640)	-51.2%	COPR	HORWITH	NDYX320452
09/24/07	10/29/07	000859719	40333	76,440	51,540	24,900	32.6%	COPR	HORWITH	JTLX30121
09/24/07	10/29/07	000859720	40334	69,040	51,360	17,680	25.6%	COPR	HORWITH	JTLX30121
09/24/07	10/29/07	000859796	40335	29,980	51,900	(21,920)	-73.1%	COPR	HORWITH	JTLX30121
09/24/07	10/29/07	000859797	40336	29,960	48,020	(18,060)	-60.3%	COPR	HORWITH	JTLX30121
09/24/07	10/18/07	000859798	40337	69,120	50,520	18,600	26.9%	COPR	HORWITH	CITX300109
09/24/07	10/18/07	000859799	40338	66,840	48,540	18,300	27.4%	COPR	HORWITH	CITX300109
09/24/07	10/18/07	000859800	40339	34,780	51,000	(16,220)	-46.6%	COPR	HORWITH	CITX300109
09/24/07	10/18/07	000859801	40340	34,780	50,900	(16,120)	-46.3%	COPR	HORWITH	CITX300109
09/24/07	10/22/07	000859802	40341	26,780	49,100	(22,320)	-83.3%	COPR	HORWITH	CITX300146
09/24/07	10/22/07	000859803	40342	77,800	50,900	26,900	34.6%	COPR	HORWITH	CITX300146
09/24/07	10/22/07	000859804	40343	76,300	51,180	25,120	32.9%	COPR	HORWITH	CITX300112
09/24/07	10/22/07	000859805	40344	67,720	51,280	16,440	24.3%	COPR	HORWITH	CITX300146
09/24/07	10/22/07	000859806	40345	29,880	51,720	(21,840)	-73.1%	COPR	HORWITH	CITX300146
09/24/07	10/22/07	000859807	40346	76,740	51,080	25,660	33.4%	COPR	HORWITH	CITX300112
09/24/07	10/22/07	000859721	40347	24,840	51,020	(26,180)	-105.4%	COPR	HORWITH	CITX300112
09/24/07	10/22/07	000859722	40348	24,860	51,260	(26,400)	-106.2%	COPR	HORWITH	CITX300112
09/24/07	10/22/07	000859723	40349	34,140	51,060	(16,920)	-49.6%	COPR	HORWITH	CITX300021
09/24/07	10/22/07	000859724	40350	67,320	51,460	15,860	23.6%	COPR	HORWITH	CITX300021
09/24/07	10/22/07	000859725	40351	67,660	50,880	16,780	24.8%	COPR	HORWITH	CITX300021
09/24/07	10/22/07	000859726	40352	34,160	51,540	(17,380)	-50.9%	COPR	HORWITH	CITX300021
09/24/07	10/22/07	000859727	40353	20,300	50,520	(30,220)	-148.9%	COPR	HORWITH	CHUX250
09/24/07	10/22/07	000859728	40354	67,100	50,780	16,320	24.3%	COPR	HORWITH	CHUX250
09/24/07	10/22/07	000859729	40355	68,080	48,820	19,260	28.3%	COPR	HORWITH	CHUX250
09/24/07	10/22/07	000859730	40356	40,060	50,000	(9,940)	-24.8%	COPR	HORWITH	CHUX250
09/24/07	10/29/07	000859731	40357	68,520	50,920	17,600	25.7%	COPR	HORWITH	JTLX188
09/24/07	10/29/07	000859732	40358	67,740	50,480	17,260	25.5%	COPR	HORWITH	JTLX188
09/24/07	10/29/07	000859733	40359	33,560	49,760	(16,200)	-48.3%	COPR	HORWITH	JTLX188
09/24/07	10/29/07	000859734	40360	33,560	51,320	(17,760)	-52.9%	COPR	HORWITH	JTLX188
09/24/07	10/29/07	000859735	40361	66,600	51,420	15,180	22.8%	COPR	HORWITH	JTLX30137

HONEYWELL SA-7 USE HAZARDOUS WASTE TRACKING (2006)										
Date Shipped	Date of Return Manifest	State Manifest	Man. Doc #	Facilty Manifest Weight (lbs)	Estimated Weight (lbs)	Manifest - Estimate (lbs)	Manifest - Estimate (%)	Material	Transporter	RAILCAR #
09/24/07	10/29/07	000859736	40362	67,120	48,840	18,280	27.2%	COPR	HORWITH	JTLX30137
09/24/07	10/29/07	000859737	40363	76,520	50,900	25,620	33.5%	COPR	HORWITH	CITX300156
09/24/07	10/29/07	000859738	40364	34,600	50,860	(16,260)	-47.0%	COPR	HORWITH	CITX300156
09/24/07	10/29/07	000859739	40365	44,380	51,840	(7,460)	-16.8%	COPR	HORWITH	JTLX30137
09/24/07	10/29/07	000859740	40366	16,060	51,240	(35,180)	-219.1%	COPR	HORWITH	JTLX30137
09/24/07	10/29/07	000859741	40367	58,380	51,340	7,040	12.1%	COPR	HORWITH	CITX300156
09/24/07	10/29/07	000859742	40368	34,600	52,340	(17,740)	-51.3%	COPR	HORWITH	CITX300156
09/24/07	10/29/07	000859743	40369	43,440	52,260	(8,820)	-20.3%	COPR	HORWITH	CEFX33396
9/25/2007	10/29/07	000868899	40370	8,180	50,660	(42,480)	-519.3%	COPR	HORWITH	CHUX268
9/25/2007	10/29/07	000868900	40371	67,820	50,220	17,600	26.0%	COPR	HORWITH	CHUX268
9/25/2007	10/29/07	000868901	40372	32,140	49,100	(16,960)	-52.8%	COPR	HORWITH	CHUX268
9/25/2007	10/29/07	000868902	40373	85,920	48,000	37,920	44.1%	COPR	HORWITH	CHUX268
9/25/2007	10/29/07	000868903	40374	47,960	51,060	(3,100)	-6.5%	COPR	HORWITH	CHUX295
9/25/2007	10/29/07	000868904	40375	45,100	50,400	(5,300)	-11.8%	COPR	HORWITH	CHUX295
9/25/2007	10/29/07	000868905	40376	79,840	49,680	30,160	37.8%	COPR	HORWITH	CHUX295
9/25/2007	10/29/07	000868906	40377	26,620	51,640	(25,020)	-94.0%	COPR	HORWITH	CHUX295
9/25/2007	10/29/07	000868907	40378	67,060	51,540	15,520	23.1%	COPR	HORWITH	CEFX33396
9/25/2007	10/29/07	000868908	40379	69,120	50,660	18,460	26.7%	COPR	HORWITH	CEFX33396
9/25/2007	10/29/07	000868909	40380	17,860	48,780	(30,920)	-173.1%	COPR	HORWITH	CEFX33396
9/25/2007	10/29/07	000868910	40381	50,800	50,040	760	1.5%	COPR	HORWITH	CHUX291
9/25/2007	10/29/07	000868911	40382	68,640	52,000	16,640	24.2%	COPR	HORWITH	CHUX291
9/25/2007	10/29/07	000868912	40383	55,560	50,220	5,340	9.6%	COPR	HORWITH	CHUX235
9/25/2007	10/29/07	000868913	40384	12,200	49,540	(37,340)	-306.1%	COPR	HORWITH	CHUX291
9/25/2007	10/29/07	000868914	40385	65,780	49,060	16,720	25.4%	COPR	HORWITH	CHUX291
9/25/2007	10/29/07	000868915	40386	45,100	50,600	(5,500)	-12.2%	COPR	HORWITH	CHUX235
9/25/2007	10/29/07	000868916	40387	48,360	49,880	(1,520)	-3.1%	COPR	HORWITH	CHUX235
9/25/2007	10/29/07	000868917	40388	50,160	50,780	(620)	-1.2%	COPR	HORWITH	CHUX235
9/25/2007	11/14/07	000868918	40389	67,680	50,700	16,980	25.1%	COPR	HORWITH	CHUX195
9/25/2007	11/14/07	000868919	40390	34,080	50,380	(16,300)	-47.8%	COPR	HORWITH	CHUX195
9/25/2007	11/14/07	000868920	40391	67,380	48,560	18,820	27.9%	COPR	HORWITH	CHUX195
9/25/2007	11/14/07	000868921	40392	25,480	47,860	(22,380)	-87.8%	COPR	HORWITH	CHUX195
9/25/2007	11/14/07	000868922	40393	27,060	48,940	(21,880)	-80.9%	COPR	HORWITH	CITX300020
9/25/2007	11/14/07	000868923	40394	67,240	50,580	16,660	24.8%	COPR	HORWITH	CITX300020
9/25/2007	11/14/07	000868924	40395	66,040	50,780	15,260	23.1%	COPR	HORWITH	CITX300020
9/25/2007	11/14/07	000868925	40396	34,060	48,400	(14,340)	-42.1%	COPR	HORWITH	CITX300020
9/25/2007	10/18/07	000868926	40397	37,440	50,540	(13,100)	-35.0%	COPR	HORWITH	CITX300117
9/25/2007	10/18/07	000868927	40398	10,640	51,360	(40,720)	-382.7%	COPR	HORWITH	CITX300117
9/25/2007	10/18/07	000868928	40399	67,900	50,740	17,160	25.3%	COPR	HORWITH	CITX300117
9/25/2007	10/18/07	000868929	40400	88,820	48,960	39,860	44.9%	COPR	HORWITH	CITX300117
9/25/2007	10/18/07	000868930	40401	19,260	51,460	(32,200)	-167.2%	COPR	HORWITH	CHUX206
9/25/2007	10/18/07	000868931	40402	67,840	48,860	18,980	28.0%	COPR	HORWITH	CHUX206
9/25/2007	10/18/07	000868932	40403	76,520	51,760	24,760	32.4%	COPR	HORWITH	CHUX206
9/25/2007	10/18/07	000868933	40404	30,640	51,320	(20,680)	-67.5%	COPR	HORWITH	CHUX206
9/25/2007	10/29/07	000868934	40405	19,940	50,400	(30,460)	-152.8%	COPR	HORWITH	JTLX185
9/25/2007	10/29/07	000868935	40406	70,020	50,660	19,360	27.6%	COPR	HORWITH	JTLX185
9/25/2007	10/29/07	000868936	40407	38,060	49,600	(11,540)	-30.3%	COPR	HORWITH	NDYX316238
9/25/2007	10/29/07	000868937	40408	67,560	51,740	15,820	23.4%	COPR	HORWITH	JTLX185
9/25/2007	10/29/07	000868938	40409	47,420	50,560	(3,140)	-6.6%	COPR	HORWITH	JTLX185
9/25/2007	11/14/07	000868939	40410	14,680	51,120	(36,440)	-248.2%	COPR	HORWITH	JTLX30162
9/25/2007	10/29/07	000868940	40411	76,860	49,660	27,200	35.4%	COPR	HORWITH	NDYX316238
9/25/2007	11/14/07	000868941	40412	69,420	50,700	18,720	27.0%	COPR	HORWITH	JTLX30162
9/25/2007	11/14/07	000868942	40413	67,960	51,280	16,680	24.5%	COPR	HORWITH	JTLX30162
9/25/2007	11/14/07	000868943	40414	48,820	50,000	(1,180)	-2.4%	COPR	HORWITH	JTLX30162
9/25/2007	10/29/07	000868944	40415	68,160	49,420	18,740	27.5%	COPR	HORWITH	NDYX316238
9/25/2007	11/01/07	000868945	40416	16,740	52,060	(35,320)	-211.0%	COPR	HORWITH	CEFX35246
9/25/2007	11/01/07	000868946	40417	77,340	51,320	26,020	33.6%	COPR	HORWITH	CEFX35246
9/25/2007	11/01/07	000868947	40418	68,320	51,040	17,280	25.3%	COPR	HORWITH	CEFX35246
9/25/2007	11/01/07	000868948	40419	40,600	51,900	(11,300)	-27.8%	COPR	HORWITH	CEFX35246
9/25/2007	11/01/07	000868949	40420	67,780	51,600	16,180	23.9%	COPR	HORWITH	JTLX234
9/25/2007	11/01/07	000868950	40421	76,900	51,940	24,960	32.5%	COPR	HORWITH	JTLX234
9/25/2007	11/01/07	000868951	40422	29,680	51,900	(22,220)	-74.9%	COPR	HORWITH	JTLX234
9/25/2007	10/29/07	000868952	40423	13,500	49,320	(35,820)	-265.3%	COPR	HORWITH	NDYX316238
9/25/2007	11/01/07	000868953	40424	29,680	51,660	(21,980)	-74.1%	COPR	HORWITH	JTLX234
9/25/2007	10/29/07	000868954	40425	76,620	51,480	25,140	32.8%	COPR	HORWITH	JTLX270
9/25/2007	10/29/07	000868955	40426	54,240	50,940	3,300	6.1%	COPR	HORWITH	JTLX270
9/25/2007	10/29/07	000868956	40427	33,740	50,700	(16,960)	-50.3%	COPR	HORWITH	JTLX270
9/25/2007	10/29/07	000868957	40428	33,720	50,760	(17,040)	-50.5%	COPR	HORWITH	JTLX270
9/25/2007	10/18/07	000868958	40429	30,000	51,540	(21,540)	-71.8%	COPR	HORWITH	CEFX31022
9/25/2007	10/18/07	000868959	40430	77,360	50,200	27,160	35.1%	COPR	HORWITH	CEFX31022
9/25/2007	10/18/07	000868960	40431	77,040	51,520	25,520	33.1%	COPR	HORWITH	CEFX31022
9/25/2007	10/18/07	000868961	40432	67,620	52,400	15,220	22.5%	COPR	HORWITH	CHUX242
9/25/2007	10/18/07	000868962	40433	15,420	51,700	(36,280)	-235.3%	COPR	HORWITH	CEFX31022
9/25/2007	10/18/07	000868963	40434	77,340	52,060	25,280	32.7%	COPR	HORWITH	CHUX242
9/25/2007	10/18/07	000868964	40435	30,400	48,080	(17,680)	-58.2%	COPR	HORWITH	CHUX242

HONEYWELL SA-7 USE HAZARDOUS WASTE TRACKING (2006)										
Date Shipped	Date of Return Manifest	State Manifest	Man. Doc #	Facilty Manifest Weight (lbs)	Estimated Weight (lbs)	Manifest - Estimate (lbs)	Manifest - Estimate (%)	Material	Transporter	RAILCAR #
9/25/2007	10/18/07	000868965	40436	30,420	50,400	(19,980)	-65.7%	COPR	HORWITH	CHUX242
9/25/2007	10/18/07	000868966	40437	36,480	51,120	(14,640)	-40.1%	COPR	HORWITH	JTLX275
9/25/2007	10/18/07	000868967	40438	66,920	50,720	16,200	24.2%	COPR	HORWITH	JTLX275
9/25/2007	10/18/07	000868968	40439	66,820	50,500	16,320	24.4%	COPR	HORWITH	JTLX275
9/26/2007	10/22/07	000857969	40440	10,820	50,640	(39,820)	-368.0%	COPR	HORWITH	CEFX35824
9/26/2007	10/22/07	000857970	40441	77,540	51,420	26,120	33.7%	COPR	HORWITH	CEFX35824
9/26/2007	10/22/07	000857971	40442	76,680	48,620	28,060	36.6%	COPR	HORWITH	CEFX35824
9/26/2007	10/22/07	000857972	40443	31,920	51,940	(20,020)	-62.7%	COPR	HORWITH	CEFX35824
9/26/2007	10/18/07	000857973	40444	49,560	51,960	(2,400)	-4.8%	COPR	HORWITH	CITX300128
9/26/2007	10/18/07	000857974	40445	67,360	50,400	16,960	25.2%	COPR	HORWITH	CITX300128
9/26/2007	10/18/07	000857975	40446	38,360	51,000	(12,640)	-33.0%	COPR	HORWITH	CITX300128
9/26/2007	10/18/07	000857976	40447	38,340	51,740	(13,400)	-35.0%	COPR	HORWITH	CITX300128
9/26/2007	10/18/07	000857977	40448	44,400	50,500	(6,100)	-13.7%	COPR	HORWITH	HLMX1202
9/26/2007	10/18/07	000857978	40449	67,420	51,180	16,240	24.1%	COPR	HORWITH	HLMX1202
9/26/2007	10/18/07	000857979	40450	69,140	51,120	18,020	26.1%	COPR	HORWITH	HLMX1202
9/26/2007	10/18/07	000857980	40451	18,320	51,420	(33,100)	-180.7%	COPR	HORWITH	HLMX1202
9/26/2007	10/18/07	000857981	40452	37,360	52,000	(14,640)	-39.2%	COPR	HORWITH	MHFX5643
9/26/2007	10/18/07	000857982	40453	67,240	50,880	16,360	24.3%	COPR	HORWITH	MHFX5643
9/26/2007	10/18/07	000857983	40454	67,440	50,280	17,160	25.4%	COPR	HORWITH	MHFX5643
9/26/2007	10/18/07	000857984	40455	22,880	51,440	(28,560)	-124.8%	COPR	HORWITH	MHFX5643
9/26/2007	10/22/07	000857985	40456	68,060	51,060	17,000	25.0%	COPR	HORWITH	JTLX30143
9/26/2007	10/22/07	000857986	40457	67,820	50,980	16,840	24.8%	COPR	HORWITH	JTLX30143
9/26/2007	10/22/07	000857987	40458	32,320	51,720	(19,400)	-60.0%	COPR	HORWITH	JTLX30143
9/26/2007	10/22/07	000857988	40459	32,320	51,860	(19,540)	-60.5%	COPR	HORWITH	JTLX30143
9/26/2007	10/22/07	000857989	40460	13,240	50,080	(36,840)	-278.2%	COPR	HORWITH	CITX300101
9/26/2007	10/22/07	000857990	40461	78,380	51,560	26,820	34.2%	COPR	HORWITH	CITX300101
9/26/2007	10/22/07	000857991	40462	77,340	50,520	26,820	34.7%	COPR	HORWITH	CITX300101
9/26/2007	10/22/07	000857992	40463	27,280	49,100	(21,820)	-80.0%	COPR	HORWITH	CITX300101
9/26/2007	10/22/07	000857993	40464	19,520	47,700	(28,180)	-144.4%	COPR	HORWITH	NDYX316144
9/26/2007	10/22/07	000857994	40465	67,780	48,160	19,620	28.9%	COPR	HORWITH	NDYX316144
9/26/2007	10/22/07	000857995	40466	68,440	47,440	21,000	30.7%	COPR	HORWITH	NDYX316144
9/26/2007	10/22/07	000857996	40467	30,580	48,000	(17,420)	-57.0%	COPR	HORWITH	NDYX316144
9/26/2007	10/22/07	000857997	40468	77,140	48,820	28,320	36.7%	COPR	HORWITH	CHUX321
9/26/2007	10/22/07	000857998	40469	77,800	50,600	27,200	35.0%	COPR	HORWITH	CHUX321
9/26/2007	10/22/07	000857999	40470	16,140	49,080	(32,940)	-204.1%	COPR	HORWITH	CHUX321
9/26/2007	10/22/07	000858000	40471	16,140	50,180	(34,040)	-210.9%	COPR	HORWITH	CHUX321
9/26/2007	10/22/07	003244506	40472	51,940	49,480	2,460	4.7%	COPR	HORWITH	JTLX30123
9/26/2007	10/22/07	003244507	40473	76,720	49,480	27,240	35.5%	COPR	HORWITH	JTLX30123
9/26/2007	10/22/07	003244508	40474	33,240	49,480	(16,240)	-48.9%	COPR	HORWITH	JTLX30123
9/26/2007	10/22/07	003244509	40475	33,240	50,640	(17,400)	-52.3%	COPR	HORWITH	JTLX30123
9/26/2007	10/18/07	003244510	40476	76,320	48,760	27,560	36.1%	COPR	HORWITH	NRLX585665
9/26/2007	10/18/07	003244511	40477	27,560	49,500	(21,940)	-79.6%	COPR	HORWITH	NRLX585665
9/26/2007	10/18/07	003244512	40478	27,580	49,840	(22,260)	-80.7%	COPR	HORWITH	NRLX585665
9/26/2007	10/18/07	003244513	40479	67,320	50,660	16,660	24.7%	COPR	HORWITH	NRLX585665
9/26/2007	10/18/07	003244514	40480	31,400	50,000	(18,600)	-59.2%	COPR	HORWITH	JTLX275
9/26/2007	10/18/07	003244515	40481	38,480	49,980	(11,500)	-29.9%	COPR	HORWITH	JTLX236
9/26/2007	10/18/07	003244516	40482	67,480	52,320	15,160	22.5%	COPR	HORWITH	JTLX236
9/26/2007	10/18/07	003244517	40483	76,520	52,000	24,520	32.0%	COPR	HORWITH	JTLX236
9/26/2007	10/22/07	003244518	40484	50,660	50,940	(280)	-0.6%	COPR	HORWITH	CHUX124
9/26/2007	10/22/07	003244519	40485	68,900	50,680	18,220	26.4%	COPR	HORWITH	CHUX124
9/26/2007	10/22/07	003244520	40486	15,520	51,200	(35,680)	-229.9%	COPR	HORWITH	CHUX124
9/26/2007	10/22/07	003244521	40487	67,680	50,220	17,460	25.8%	COPR	HORWITH	CHUX124
9/26/2007	10/22/07	003244522	40488	27,740	49,920	(22,180)	-80.0%	COPR	HORWITH	JTLX30111
9/26/2007	10/22/07	003244523	40489	66,740	49,620	17,120	25.7%	COPR	HORWITH	JTLX30111
9/26/2007	10/22/07	003244524	40490	66,780	51,580	15,200	22.8%	COPR	HORWITH	JTLX30111
9/26/2007	10/22/07	003244525	40491	67,000	50,560	16,440	24.5%	COPR	HORWITH	CHUX203
9/26/2007	10/22/07	003244526	40492	31,780	50,640	(18,860)	-59.3%	COPR	HORWITH	JTLX30111
9/26/2007	10/22/07	003244527	40493	68,440	48,440	20,000	29.2%	COPR	HORWITH	CHUX203
9/26/2007	10/22/07	003244528	40494	33,260	51,780	(18,520)	-55.7%	COPR	HORWITH	CHUX203
9/26/2007	10/22/07	003244529	40495	33,240	51,560	(18,320)	-55.1%	COPR	HORWITH	CHUX203
9/26/2007	10/22/07	003244530	40496	77,100	51,280	25,820	33.5%	COPR	HORWITH	MHFX5681
9/26/2007	10/22/07	003244531	40497	18,480	49,060	(30,580)	-165.5%	COPR	HORWITH	MHFX5681
9/26/2007	10/22/07	003244532	40498	35,820	51,120	(15,300)	-42.7%	COPR	HORWITH	MHFX5681
9/26/2007	10/22/07	003244533	40499	51,540	52,380	(840)	-1.6%	COPR	HORWITH	DJLX98509
9/26/2007	10/22/07	003244534	40500	67,700	48,640	19,060	28.2%	COPR	HORWITH	MHFX5681
9/26/2007	10/22/07	003244535	40501	67,460	50,820	16,640	24.7%	COPR	HORWITH	DJLX98509
9/26/2007	10/22/07	003244536	40502	34,420	49,960	(15,540)	-45.1%	COPR	HORWITH	DJLX98509
9/26/2007	10/22/07	003244537	40503	46,640	49,380	(2,740)	-5.9%	COPR	HORWITH	JTLX30155
9/26/2007	10/22/07	003244538	40504	34,420	51,480	(17,060)	-49.6%	COPR	HORWITH	DJLX98509
9/26/2007	10/22/07	003244539	40505	78,860	50,700	28,160	35.7%	COPR	HORWITH	JTLX30155
9/26/2007	10/22/07	003244540	40506	38,480	52,440	(13,960)	-36.3%	COPR	HORWITH	JTLX30155
09/26/07	10/22/07	003244541	40507	38,480	50,160	(11,680)	-30.4%	COPR	HORWITH	JTLX30155
09/27/07	10/18/07	003244542	40508	45,920	50,440	(4,520)	-9.8%	COPR	HORWITH	NDYX322014
09/27/07	10/18/07	003244543	40509	76,800	50,020	26,780	34.9%	COPR	HORWITH	NDYX322014

Honeywell

HONEYWELL SA-7 USE HAZARDOUS WASTE TRACKING (2006)										
Date Shipped	Date of Return Manifest	State Manifest	Man. Doc #	Facilty Manifest Weight (lbs)	Estimated Weight (lbs)	Manifest - Estimate (lbs)	Manifest - Estimate (%)	Material	Transporter	RAILCAR #
09/27/07	10/18/07	003244544	40510	38,040	50,460	(12,420)	-32.6%	COPR	HORWITH	NDYX322014
09/27/07	10/18/07	003244545	40511	38,040	48,000	(9,960)	-26.2%	COPR	HORWITH	NDYX322014
09/27/07	10/18/07	003244546	40512	21,620	51,980	(30,360)	-140.4%	COPR	HORWITH	JTLX236
09/27/07	10/18/07	003244547	40513	10,080	50,680	(40,600)	-402.8%	COPR	HORWITH	CITX300103
09/27/07	10/18/07	003244548	40514	76,380	51,900	24,480	32.1%	COPR	HORWITH	CITX300103
09/27/07	10/18/07	003244549	40515	76,000	50,260	25,740	33.9%	COPR	HORWITH	CITX300103
09/27/07	10/18/07	003244550	40516	38,460	50,420	(11,960)	-31.1%	COPR	HORWITH	CITX300103
09/27/07	10/24/07	003244551	40517	76,940	50,040	26,900	35.0%	COPR	HORWITH	CHUX259
09/27/07	10/24/07	003244552	40518	67,480	48,000	19,480	28.9%	COPR	HORWITH	CHUX259
09/27/07	10/24/07	003244553	40519	23,920	50,600	(26,680)	-111.5%	CP COPR	HORWITH	CHUX259
09/27/07	10/24/07	003244554	40520	23,900	49,760	(25,860)	-108.2%	CP COPR	HORWITH	CHUX259
09/27/07	10/18/07	003244555	40521	67,420	51,460	15,960	23.7%	COPR	HORWITH	CHUX115
09/27/07	10/18/07	003244556	40522	76,500	49,960	26,540	34.7%	COPR	HORWITH	CHUX115
09/27/07	10/18/07	003244557	40523	28,580	50,560	(21,980)	-76.9%	CP COPR	HORWITH	CHUX115
09/27/07	10/22/07	003244558	40524	78,380	50,260	28,120	35.9%	COPR	HORWITH	JTLX168
09/27/07	10/18/07	003244559	40525	28,600	50,620	(22,020)	-77.0%	CP COPR	HORWITH	CHUX115
09/27/07	10/22/07	003244560	40526	71,020	50,200	20,820	29.3%	COPR	HORWITH	JTLX168
09/27/07	10/22/07	003244561	40527	24,560	50,340	(25,780)	-105.0%	CP COPR	HORWITH	JTLX168
09/27/07	10/22/07	003244562	40528	24,540	50,460	(25,920)	-105.6%	CP COPR	HORWITH	JTLX168
09/27/07	10/22/07	003244563	40529	20,060	50,460	(30,400)	-151.5%	CP COPR	HORWITH	CHUX148
09/27/07	10/22/07	003244564	40530	65,820	51,220	14,600	22.2%	CP COPR	HORWITH	CHUX148
09/27/07	10/22/07	003244565	40531	68,200	49,420	18,780	27.5%	CP COPR	HORWITH	CHUX148
09/27/07	10/22/07	003244566	40532	47,260	50,640	(3,380)	-7.2%	COPR	HORWITH	CHUX148
09/27/07	10/18/07	003244567	40533	24,260	50,100	(25,840)	-106.5%	CP COPR	HORWITH	JTLX30173
09/27/07	10/18/07	003244568	40534	68,900	49,520	19,380	28.1%	COPR	HORWITH	JTLX30173
09/27/07	10/18/07	003244569	40535	67,920	51,620	16,300	24.0%	COPR	HORWITH	JTLX30173
09/27/07	10/18/07	003244570	40536	39,480	51,940	(12,460)	-31.6%	CP COPR	HORWITH	JTLX30173
09/27/07	10/18/07	003244571	40537	28,600	49,700	(21,100)	-73.8%	COPR	HORWITH	NDYX320344
09/27/07	10/18/07	003244572	40538	78,680	51,060	27,620	35.1%	CP COPR	HORWITH	NDYX320344
09/27/07	10/18/07	003244573	40539	67,800	51,880	15,920	23.5%	CP COPR	HORWITH	NDYX320344
09/27/07	10/18/07	003244574	40540	26,560	51,960	(25,400)	-95.6%	COPR	HORWITH	NDYX320344
09/27/07	10/18/07	003244575	40541	41,560	51,580	(10,020)	-24.1%	COPR	HORWITH	CITX300105
09/27/07	10/22/07	003244576	40542	20,260	50,000	(29,740)	-146.8%	COPR	HORWITH	NDYX320445
09/27/07	10/22/07	003244577	40543	78,080	50,600	27,480	35.2%	CP COPR	HORWITH	NDYX320445
09/27/07	10/22/07	003244578	40544	69,400	49,080	20,320	29.3%	COPR	HORWITH	NDYX320445
09/27/07	10/22/07	003244579	40545	31,800	50,280	(18,480)	-58.1%	CP COPR	HORWITH	NDYX320445
09/27/07	10/22/07	003244580	40546	37,340	49,920	(12,580)	-33.7%	COPR	HORWITH	CEFX35799
09/27/07	10/22/07	003244581	40547	65,700	49,580	16,120	24.5%	CP COPR	HORWITH	CEFX35799
09/27/07	10/22/07	003244582	40548	67,720	50,300	17,420	25.7%	CP COPR	HORWITH	CEFX35799
09/27/07	10/22/07	003244583	40549	29,560	50,640	(21,080)	-71.3%	COPR	HORWITH	CEFX35799
09/27/07	10/18/07	003244584	40550	37,640	51,000	(13,360)	-35.5%	CP COPR	HORWITH	CEFX33400
09/27/07	10/18/07	003244585	40551	26,960	49,980	(23,020)	-85.4%	CP COPR	HORWITH	CEFX33400
09/27/07	10/18/07	003244586	40552	76,640	51,160	25,480	33.2%	COPR	HORWITH	CEFX33400
09/27/07	10/18/07	003244587	40553	58,660	50,220	8,440	14.4%	COPR	HORWITH	CEFX33400
09/27/07	10/18/07	003244588	40554	8,100	50,540	(42,440)	-524.0%	COPR	HORWITH	CEFX31032
09/27/07	10/18/07	003244589	40555	76,480	48,040	28,440	37.2%	CP COPR	HORWITH	CEFX33567
09/27/07	10/18/07	003244590	40556	67,420	50,960	16,460	24.4%	CP COPR	HORWITH	CEFX31032
09/27/07	10/18/07	003244591	40557	57,740	49,880	7,860	13.6%	CP COPR	HORWITH	CEFX31032
09/27/07	10/18/07	003244592	40558	65,440	48,020	17,420	26.6%	COPR	HORWITH	CEFX31032
09/27/07	10/18/07	003244593	40559	15,540	52,220	(36,680)	-236.0%	CP COPR	HORWITH	CEFX33567
09/27/07	10/18/07	003244594	40560	67,320	49,160	18,160	27.0%	COPR	HORWITH	CEFX33567
09/27/07	10/18/07	003244595	40561	57,940	50,000	7,940	13.7%	CP COPR	HORWITH	CHUX129
09/27/07	10/18/07	003244596	40562	40,440	49,380	(8,940)	-22.1%	COPR	HORWITH	CEFX33567
09/27/07	10/18/07	003244597	40563	75,860	48,780	27,080	35.7%	COPR	HORWITH	CHUX129
09/27/07	10/18/07	003244598	40564	31,080	49,340	(18,260)	-58.8%	COPR	HORWITH	CHUX129
09/27/07	10/18/07	003244599	40565	31,100	48,780	(17,680)	-56.8%	COPR	HORWITH	CHUX129
09/27/07	10/18/07	003244600	40566	78,920	49,460	29,460	37.3%	COPR	HORWITH	NDYX320426
09/27/07	10/18/07	003244601	40567	69,340	48,960	20,380	29.4%	COPR	HORWITH	NDYX320426
09/27/07	10/18/07	003244602	40568	22,540	50,180	(27,640)	-122.6%	COPR	HORWITH	NDYX320426
09/27/07	10/18/07	003244603	40569	22,540	49,260	(26,720)	-118.5%	COPR	HORWITH	NDYX320426
09/27/07	10/18/07	003244604	40570	68,320	49,040	19,280	28.2%	COPR	HORWITH	CITX300105
09/27/07	10/18/07	003244605	40571	48,340	51,460	(3,120)	-6.5%	COPR	HORWITH	CITX300105
09/27/07	10/18/07	003244606	40572	37,680	49,680	(12,000)	-31.8%	COPR	HORWITH	CITX300105
09/27/07	10/20/07	003244607	40573	48,100	50,400	(2,300)	-4.8%	COPR	HORWITH	JTLX278
09/27/07	10/20/07	003244608	40574	66,280	51,100	15,180	22.9%	COPR	HORWITH	JTLX278
09/27/07	10/20/07	003244609	40575	67,600	46,880	20,720	30.7%	COPR	HORWITH	JTLX278
09/28/07	10/24/07	003244610	40576	45,060	50,720	(5,660)	-12.6%	CP COPR	HORWITH	JTLX30100
09/28/07	10/24/07	003244611	40577	48,120	50,780	(2,660)	-5.5%	CP COPR	HORWITH	JTLX30100
09/28/07	10/18/07	003244612	40578	66,660	48,520	18,140	27.2%	CP COPR	HORWITH	NDYX316105
09/28/07	10/24/07	003244613	40579	14,200	50,780	(36,580)	-257.6%	COPR	HORWITH	JTLX30100
09/28/07	10/18/07	003244618	40580	67,340	47,760	19,580	29.1%	CP COPR	HORWITH	NDYX316105
09/28/07	10/18/07	003244619	40581	25,380	47,240	(21,860)	-86.1%	COPR	HORWITH	NDYX316105
09/28/07	10/18/07	003244620	40582	25,380	47,320	(21,940)	-86.4%	COPR	HORWITH	NDYX316105
09/28/07	10/24/07	003244621	40583	94,980	49,620	45,360	47.8%	CP COPR	HORWITH	JTLX30100

HONEYWELL SA-7 USE HAZARDOUS WASTE TRACKING (2006)										
Date Shipped	Date of Return Manifest	State Manifest	Man. Doc #	Facilty Manifest Weight (lbs)	Estimated Weight (lbs)	Manifest - Estimate (lbs)	Manifest - Estimate (%)	Material	Transporter	RAILCAR #
09/28/07	10/18/07	003244622	40584	26,160	49,900	(23,740)	-90.7%	COPR	HORWITH	JTLX30171
09/28/07	10/18/07	003244623	40585	68,700	48,000	20,700	30.1%	CP COPR	HORWITH	JTLX30171
09/28/07	10/18/07	003244624	40586	68,520	49,400	19,120	27.9%	COPR	HORWITH	JTLX30171
09/28/07	10/18/07	003244625	40587	32,340	51,480	(19,140)	-59.2%	COPR	HORWITH	JTLX30171
09/28/07	10/18/07	003244626	40588	69,280	48,940	20,340	29.4%	CP COPR	HORWITH	CHUX106
09/28/07	10/18/07	003244627	40589	68,740	48,900	19,840	28.9%	CP COPR	HORWITH	CHUX106
09/28/07	10/18/07	003244628	40590	34,120	49,440	(15,320)	-44.9%	CP COPR	HORWITH	CHUX106
09/28/07	10/18/07	003244629	40591	34,120	50,100	(15,980)	-46.8%	CP COPR	HORWITH	CHUX106
09/28/07	10/22/07	003244630	40592	31,520	48,520	(17,000)	-53.9%	CP COPR	HORWITH	CEFX35240
09/28/07	10/22/07	003244631	40593	48,980	47,280	1,700	3.5%	CP COPR	HORWITH	CEFX35240
09/28/07	10/22/07	003244632	40594	44,740	47,640	(2,900)	-6.5%	CP COPR	HORWITH	CEFX35240
09/28/07	10/22/07	003244633	40595	65,260	47,020	18,240	27.9%	CP COPR	HORWITH	CEFX35240
09/28/07	10/22/07	003244634	40596	47,060	49,940	(2,880)	-6.1%	COPR	HORWITH	JTLX30124
09/28/07	10/22/07	003244635	40597	66,200	49,200	17,000	25.7%	COPR	HORWITH	JTLX30124
09/28/07	10/22/07	003244636	40598	48,580	47,400	1,180	2.4%	CP COPR	HORWITH	JTLX30124
09/28/07	10/22/07	003244637	40599	35,540	49,300	(13,760)	-38.7%	CP COPR	HORWITH	JTLX30124
09/28/07	10/22/07	003244638	40600	48,820	49,040	(220)	-0.5%	COPR	HORWITH	CHUX265
09/28/07	10/22/07	003244639	40601	45,020	48,340	(3,320)	-7.4%	CP COPR	HORWITH	CHUX265
09/28/07	10/22/07	003244640	40602	47,640	48,020	(380)	-0.8%	CP COPR	HORWITH	CHUX265
09/28/07	10/22/07	003244641	40603	48,940	50,600	(1,660)	-3.4%	CP COPR	HORWITH	CHUX265
09/28/07	10/22/07	003244642	40604	36,400	48,280	(11,880)	-32.6%	COPR	HORWITH	CHUX249
09/28/07	10/22/07	003244643	40605	68,080	47,500	20,580	30.2%	CP COPR	HORWITH	CHUX249
09/28/07	10/22/07	003244644	40606	16,280	48,040	(31,760)	-195.1%	CP COPR	HORWITH	CHUX249
09/28/07	10/22/07	003244645	40607	67,480	48,880	18,600	27.6%	COPR	HORWITH	CHUX249
09/28/07	10/22/07	003244646	40608	30,340	51,700	(21,360)	-70.4%	COPR	HORWITH	JTLX250
09/28/07	10/22/07	003244647	40609	76,700	48,140	28,560	37.2%	CP COPR	HORWITH	JTLX250
09/28/07	10/22/07	003244648	40610	48,200	49,480	(1,280)	-2.7%	COPR	HORWITH	JTLX250
09/28/07	10/22/07	003244649	40611	39,780	48,020	(8,240)	-20.7%	COPR	HORWITH	JTLX250
09/28/07	10/22/07	003244650	40612	7,620	50,540	(42,920)	-563.3%	COPR	HORWITH	JTLX30157
09/28/07	10/22/07	003244651	40613	77,020	50,960	26,060	33.8%	COPR	HORWITH	JTLX30157
09/28/07	10/22/07	003244652	40614	68,380	49,640	18,740	27.4%	COPR	HORWITH	JTLX30157
09/28/07	10/22/07	003244653	40615	47,360	49,680	(2,320)	-4.9%	COPR	HORWITH	JTLX30157
09/28/07	10/22/07	003244654	40616	58,860	49,500	9,360	15.9%	COPR	HORWITH	CEFX35816
09/28/07	10/22/07	003244655	40617	76,700	51,820	24,880	32.4%	COPR	HORWITH	CEFX35816
09/28/07	10/22/07	003244656	40618	34,260	51,100	(16,840)	-49.2%	COPR	HORWITH	CEFX35816
09/28/07	10/22/07	003244657	40619	34,260	51,560	(17,300)	-50.5%	COPR	HORWITH	CEFX35816
09/28/07	10/22/07	003244658	40620	17,580	50,920	(33,340)	-189.6%	COPR	HORWITH	JTLX278
09/28/07	10/22/07	003244659	40621	42,820	50,540	(7,720)	-18.0%	COPR	HORWITH	CHUX146
09/28/07	10/22/07	003244660	40622	65,060	50,100	14,960	23.0%	COPR	HORWITH	CHUX146
09/28/07	10/22/07	003244661	40623	68,580	48,660	19,920	29.0%	COPR	HORWITH	CHUX146
09/28/07	10/22/07	003244662	40624	19,660	49,080	(29,420)	-149.6%	COPR	HORWITH	CHUX146
09/28/07	10/22/07	003244663	40625	22,240	50,100	(27,860)	-125.3%	COPR	HORWITH	CITX300153
09/28/07	10/22/07	003244664	40626	77,180	49,440	27,740	35.9%	COPR	HORWITH	CITX300153
09/28/07	10/22/07	003244665	40627	69,100	48,960	20,140	29.1%	COPR	HORWITH	CITX300153
09/28/07	10/22/07	003244666	40628	26,260	49,340	(23,080)	-87.9%	COPR	HORWITH	CITX300153
09/28/07	10/22/07	003244667	40629	27,640	50,200	(22,560)	-81.6%	COPR	HORWITH	CHUX244
09/28/07	10/22/07	003244668	40630	44,420	48,040	(3,620)	-8.1%	COPR	HORWITH	CHUX244
09/28/07	10/22/07	003244669	40631	74,340	50,420	23,920	32.2%	COPR	HORWITH	CHUX244
09/28/07	10/22/07	003244670	40632	48,000	48,260	(260)	-0.5%	COPR	HORWITH	CHUX244
09/28/07	10/22/07	003244671	40633	60,840	48,000	12,840	21.1%	COPR	HORWITH	CHUX200
09/28/07	10/22/07	003244672	40634	65,540	49,980	15,560	23.7%	COPR	HORWITH	CHUX200
09/28/07	10/22/07	003244673	40635	33,540	48,600	(15,060)	-44.9%	COPR	HORWITH	CHUX200
09/28/07	10/22/07	003244674	40636	33,540	51,960	(18,420)	-54.9%	COPR	HORWITH	CHUX200
09/28/07	10/22/07	003244675	40637	34,140	48,020	(13,880)	-40.7%	COPR	HORWITH	CHUX257
09/28/07	10/22/07	003244676	40638	70,500	51,380	19,120	27.1%	COPR	HORWITH	CHUX257
09/28/07	10/22/07	003244677	40639	72,660	50,580	22,080	30.4%	COPR	HORWITH	CHUX257
09/28/07	10/22/07	003244678	40640	17,160	48,100	(30,940)	-180.3%	COPR	HORWITH	CHUX257
09/28/07	10/22/07	003244679	40641	28,180	52,360	(24,180)	-85.8%	COPR	HORWITH	CEFX31058
09/28/07	10/22/07	003244680	40642	62,660	51,660	11,000	17.6%	COPR	HORWITH	CEFX31058
09/28/07	10/22/07	003244681	40643	58,560	50,380	8,180	14.0%	COPR	HORWITH	CEFX31058
09/28/07	10/22/07	003244682	40644	55,480	51,200	4,280	7.7%	COPR	HORWITH	CEFX31058

12/14/85	SITE TONS (Month)	SEP SUB-TOTAL:	62,272,260	62,791,560	(519,300)	-0.83%
02/20/31	TONS (Site)	CUMULATIVE TOTAL:	528,324,480	534,089,680	(534,021,140)	-101.08%
04/01/23	TONS (Facility)	CUMULATIVE TOTAL:	528,324,480	534,089,680	5,765,200	1.09%

10/01/07	10/22/07	003244683	40645	26,560	48,500	(21,940)	-82.6%	COPR	HORWITH	NDYX316099
10/01/07	10/22/07	003244684	40646	67,040	50,380	16,660	24.9%	COPR	HORWITH	CITX300143
10/01/07	10/22/07	003244685	40647	48,200	48,320	(120)	-0.2%	COPR	HORWITH	NDYX316099
10/01/07	10/22/07	003244686	40648	45,100	48,000	(2,900)	-6.4%	COPR	HORWITH	NDYX316099
10/01/07	10/22/07	003244687	40649	67,460	49,400	18,060	26.8%	COPR	HORWITH	NDYX316099
10/01/07	10/22/07	003244688	40650	47,600	50,000	(2,400)	-5.0%	COPR	HORWITH	CITX300143
10/01/07	10/22/07	003244689	40651	47,860	50,400	(2,540)	-5.3%	COPR	HORWITH	CITX300143
10/01/07	10/22/07	003244690	40652	46,580	49,760	(3,180)	-6.8%	COPR	HORWITH	CITX300143

HONEYWELL SA-7 USE HAZARDOUS WASTE TRACKING (2006)										
Date Shipped	Date of Return Manifest	State Manifest	Man. Doc #	Facilty Manifest Weight (lbs)	Estimated Weight (lbs)	Manifest - Estimate (lbs)	Manifest - Estimate (%)	Material	Transporter	RAILCAR #
10/01/07	10/22/07	003244691	40653	23,060	50,880	(27,820)	-120.6%	COPR	HORWITH	CEFX33346
10/01/07	10/22/07	003244692	40654	76,560	50,620	25,940	33.9%	COPR	HORWITH	CEFX33346
10/01/07	10/22/07	003244693	40655	76,040	49,780	26,260	34.5%	COPR	HORWITH	CEFX33346
10/01/07	10/22/07	003244694	40656	23,160	49,640	(26,480)	-114.3%	COPR	HORWITH	CEFX33346
10/01/07	10/22/07	003244695	40657	67,600	50,080	17,520	25.9%	COPR	HORWITH	CEFX33449
10/01/07	10/22/07	003244696	40658	76,560	49,480	27,080	35.4%	COPR	HORWITH	CEFX33449
10/01/07	10/22/07	003244697	40659	22,380	48,280	(25,900)	-115.7%	COPR	HORWITH	CEFX33449
10/01/07	10/22/07	003244698	40660	22,380	48,000	(25,620)	-114.5%	COPR	HORWITH	CEFX33449
10/01/07	10/22/07	003244699	40661	69,560	50,220	19,340	27.8%	COPR	HORWITH	MHFX5688
10/01/07	10/22/07	003244700	40662	31,040	49,160	(18,120)	-58.4%	COPR	HORWITH	MHFX5688
10/01/07	10/22/07	003244701	40663	68,960	50,520	18,440	26.7%	COPR	HORWITH	MHFX5688
10/01/07	10/22/07	003244702	40664	39,920	49,400	(9,480)	-23.7%	COPR	HORWITH	MHFX5688
10/01/07	10/22/07	003244703	40665	76,460	47,480	28,980	37.9%	COPR	HORWITH	CITX300167
10/01/07	10/22/07	003244704	40666	69,040	47,260	21,780	31.5%	COPR	HORWITH	CITX300167
10/01/07	10/22/07	003244705	40667	18,980	48,700	(29,720)	-156.6%	COPR	HORWITH	CITX300167
10/01/07	10/22/07	003244706	40668	18,960	48,000	(29,040)	-153.2%	COPR	HORWITH	CITX300167
10/01/07	10/22/07	003244707	40669	38,040	48,400	(10,360)	-27.2%	COPR	HORWITH	CEFX35837
10/01/07	10/22/07	003244708	40670	66,400	49,680	16,720	25.2%	COPR	HORWITH	CEFX35837
10/01/07	10/29/07	003244709	40671	54,040	50,420	3,620	6.7%	COPR	HORWITH	JTLX260
10/01/07	10/22/07	003244710	40672	47,400	50,040	(2,640)	-5.6%	COPR	HORWITH	CEFX35837
10/01/07	10/22/07	003244711	40673	41,520	48,560	(7,040)	-17.0%	COPR	HORWITH	CEFX35837
10/01/07	10/29/07	003244712	40674	68,260	51,920	16,340	23.9%	COPR	HORWITH	JTLX260
10/01/07	10/29/07	003244713	40675	67,760	49,900	17,860	26.4%	COPR	HORWITH	JTLX260
10/01/07	10/29/07	003244714	40676	8,800	50,500	(41,700)	-473.9%	COPR	HORWITH	JTLX260
10/01/07	10/29/07	003244715	40677	67,860	48,000	19,860	29.3%	COPR	HORWITH	NDYX316056
10/01/07	10/29/07	003244716	40678	47,460	48,000	(540)	-1.1%	COPR	HORWITH	NDYX316056
10/01/07	10/29/07	003244717	40679	19,960	51,380	(31,420)	-157.4%	COPR	HORWITH	JTLX276
10/01/07	10/29/07	003244718	40680	47,680	50,440	(2,760)	-5.8%	COPR	HORWITH	JTLX276
10/01/07	10/29/07	003244719	40681	44,240	49,420	(5,180)	-11.7%	COPR	HORWITH	JTLX276
10/01/07	10/29/07	003244720	40682	47,480	49,680	(2,200)	-4.6%	COPR	HORWITH	NDYX316056
10/01/07	10/29/07	003244721	40683	27,560	48,000	(20,440)	-74.2%	COPR	HORWITH	NDYX316056
10/01/07	10/29/07	003244722	40684	89,540	50,240	39,300	43.9%	COPR	HORWITH	JTLX276
10/01/07	10/22/07	003244723	40685	25,640	50,620	(24,980)	-97.4%	COPR	HORWITH	NDYX320337
10/01/07	10/22/07	003244724	40686	47,820	50,620	(2,800)	-5.9%	COPR	HORWITH	NDYX320337
10/01/07	10/22/07	003244725	40687	47,640	50,520	(2,880)	-6.0%	COPR	HORWITH	NDYX320337
10/01/07	10/22/07	003244726	40688	80,920	51,460	29,460	36.4%	COPR	HORWITH	NDYX320337
10/01/07	10/24/07	003244727	40689	11,260	51,000	(39,740)	-352.9%	COPR	HORWITH	DJLX98542
10/01/07	10/24/07	003244728	40690	44,660	50,600	(5,940)	-13.3%	COPR	HORWITH	DJLX98542
10/01/07	10/24/07	003244729	40691	10,800	48,220	(37,420)	-346.5%	COPR	HORWITH	DJLX98542
10/01/07	10/24/07	003244730	40692	136,340	51,520	84,820	62.2%	COPR	HORWITH	DJLX98542
10/01/07	10/22/07	003244731	40693	53,460	49,660	3,800	7.1%	COPR	HORWITH	JTLX271
10/01/07	10/22/07	003244732	40694	76,580	49,680	26,900	35.1%	COPR	HORWITH	JTLX271
10/01/07	10/22/07	003244733	40695	34,200	49,900	(15,700)	-45.9%	COPR	HORWITH	JTLX271
10/01/07	10/22/07	003244734	40696	34,180	49,920	(15,740)	-46.1%	COPR	HORWITH	JTLX271
10/01/07	10/29/07	003244735	40697	58,840	51,200	7,640	13.0%	COPR	HORWITH	NDYX322002
10/01/07	10/29/07	003244736	40698	68,140	50,220	17,920	26.3%	COPR	HORWITH	NDYX322002
10/01/07	10/29/07	003244737	40699	58,740	48,280	10,460	17.8%	COPR	HORWITH	NDYX322002
10/01/07	10/29/07	003244738	40700	14,200	51,700	(37,500)	-264.1%	COPR	HORWITH	NDYX322002
10/01/07	10/24/07	003244739	40701	19,240	50,940	(31,700)	-164.8%	COPR	HORWITH	JTLX239
10/01/07	10/24/07	003244740	40702	66,860	51,240	15,620	23.4%	COPR	HORWITH	JTLX239
10/01/07	10/24/07	003244741	40703	68,840	49,800	19,040	27.7%	COPR	HORWITH	JTLX239
10/01/07	10/24/07	003244742	40704	48,720	50,500	(1,780)	-3.7%	COPR	HORWITH	JTLX239
10/01/07	10/22/07	003244743	40705	69,500	48,780	20,720	29.8%	COPR	HORWITH	JTLX30158
10/01/07	10/22/07	003244744	40706	69,160	50,940	18,220	26.3%	COPR	HORWITH	JTLX30158
10/01/07	10/22/07	003244745	40707	28,880	52,340	(23,460)	-81.2%	COPR	HORWITH	JTLX30158
10/01/07	10/22/07	003244746	40708	28,860	51,780	(22,920)	-79.4%	COPR	HORWITH	JTLX30158
10/01/07	10/22/07	003244747	40709	8,400	52,140	(43,740)	-520.7%	COPR	HORWITH	NRLX585671
10/01/07	10/22/07	003244748	40710	66,300	51,120	15,180	22.9%	COPR	HORWITH	NRLX585671
10/01/07	10/22/07	003244749	40711	67,080	51,560	15,520	23.1%	COPR	HORWITH	NRLX585671
10/01/07	10/22/07	003244750	40712	69,260	50,660	18,600	26.9%	COPR	HORWITH	NRLX585671
10/02/07	10/22/07	000857809	40713	69,440	51,720	17,720	25.5%	COPR	HORWITH	CEFX31031
10/02/07	10/22/07	000857810	40714	69,100	51,620	17,480	25.3%	COPR	HORWITH	CEFX31031
10/02/07	10/22/07	000857811	40715	33,980	51,000	(17,020)	-50.1%	COPR	HORWITH	CEFX31031
10/02/07	10/22/07	000857812	40716	33,980	49,780	(15,800)	-46.5%	COPR	HORWITH	CEFX31031
10/02/07	10/24/07	000857813	40717	39,280	51,220	(11,940)	-30.4%	COPR	HORWITH	HLMX1102
10/02/07	10/24/07	000857814	40718	76,120	48,580	27,540	36.2%	COPR	HORWITH	HLMX1102
10/02/07	10/24/07	000857815	40719	77,200	50,400	26,800	34.7%	COPR	HORWITH	HLMX1102
10/02/07	10/24/07	000857816	40720	18,940	48,520	(29,580)	-156.2%	COPR	HORWITH	NRLX526199
10/02/07	10/24/07	000857817	40721	6,900	50,280	(43,380)	-628.7%	COPR	HORWITH	HLMX1102
10/02/07	10/24/07	000857818	40722	76,340	50,120	26,220	34.3%	COPR	HORWITH	NRLX526199
10/02/07	10/24/07	000857819	40723	67,380	49,960	17,420	25.9%	COPR	HORWITH	NRLX526199
10/02/07	10/24/07	003244751	40724	37,740	50,620	(12,880)	-34.1%	COPR	HORWITH	NRLX526199
10/02/07	10/24/07	003244752	40725	76,960	49,560	27,400	35.6%	COPR	HORWITH	JTLX30163
10/02/07	10/24/07	003244753	40726	68,720	51,180	17,540	25.5%	COPR	HORWITH	JTLX30163

Honeywell

HONEYWELL SA-7 USE HAZARDOUS WASTE TRACKING (2006)										
Date Shipped	Date of Return Manifest	State Manifest	Man. Doc #	Facilty Manifest Weight (lbs)	Estimated Weight (lbs)	Manifest - Estimate (lbs)	Manifest - Estimate (%)	Material	Transporter	RAILCAR #
10/02/07	10/24/07	003244754	40727	28,320	50,080	(21,760)	-76.8%	COPR	HORWITH	JTLX30163
10/02/07	10/24/07	003244755	40728	28,320	49,380	(21,060)	-74.4%	COPR	HORWITH	JTLX30163
10/02/07	10/29/07	003244756	40729	38,060	50,740	(12,680)	-33.3%	COPR	HORWITH	JTLX264
10/02/07	10/29/07	003244757	40730	76,660	49,080	27,580	36.0%	COPR	HORWITH	JTLX264
10/02/07	10/29/07	003244758	40731	38,320	50,420	(12,100)	-31.6%	COPR	HORWITH	JTLX264
10/02/07	10/29/07	003244759	40732	76,760	49,700	27,060	35.3%	COPR	HORWITH	JTLX268
10/02/07	10/29/07	003244760	40733	29,540	50,380	(20,840)	-70.5%	COPR	HORWITH	JTLX268
10/02/07	10/29/07	003244761	40734	38,320	50,100	(11,780)	-30.7%	COPR	HORWITH	JTLX264
10/02/07	10/29/07	003244762	40735	67,580	49,780	17,800	26.3%	COPR	HORWITH	JTLX268
10/02/07	10/29/07	003244763	40736	29,900	50,520	(20,620)	-69.0%	COPR	HORWITH	JTLX268
10/02/07	10/24/07	003244764	40737	7,660	50,000	(42,340)	-552.7%	COPR	HORWITH	HLMX1118
10/02/07	10/24/07	003244765	40738	76,660	50,380	26,280	34.3%	COPR	HORWITH	HLMX1118
10/02/07	10/24/07	003244766	40739	76,720	50,260	26,460	34.5%	COPR	HORWITH	HLMX1118
10/02/07	10/24/07	003244767	40740	39,140	50,660	(11,520)	-29.4%	COPR	HORWITH	HLMX1118
10/02/07	10/22/07	003244768	40741	67,040	50,820	16,220	24.2%	COPR	HORWITH	NDYX320472
10/02/07	10/22/07	003244769	40742	68,660	51,520	17,140	25.0%	COPR	HORWITH	NDYX320472
10/02/07	10/22/07	003244770	40743	47,160	50,260	(3,100)	-6.6%	COPR	HORWITH	NDYX320472
10/02/07	10/22/07	003244771	40744	19,580	51,000	(31,420)	-160.5%	COPR	HORWITH	NDYX320472
10/02/07	10/22/07	003244772	40745	76,960	50,760	26,200	34.0%	COPR	HORWITH	JTLX30165
10/02/07	10/22/07	003244773	40746	68,840	50,640	18,200	26.4%	COPR	HORWITH	JTLX30165
10/02/07	10/22/07	003244774	40747	33,860	51,800	(17,940)	-53.0%	COPR	HORWITH	JTLX30165
10/02/07	10/22/07	003244775	40748	33,840	50,640	(16,800)	-49.6%	COPR	HORWITH	JTLX30165
10/02/07	10/24/07	003244776	40749	25,760	51,600	(25,840)	-100.3%	COPR	HORWITH	CEFX30934
10/02/07	10/24/07	003244777	40750	69,220	49,920	19,300	27.9%	COPR	HORWITH	CEFX30934
10/02/07	10/24/07	003244778	40751	48,180	49,940	(1,760)	-3.7%	COPR	HORWITH	CEFX30934
10/02/07	10/24/07	003244779	40752	57,800	51,660	6,140	10.6%	COPR	HORWITH	CEFX30934
10/02/07	10/24/07	003244780	40753	69,740	51,300	18,440	26.4%	COPR	HORWITH	MHFX5776
10/02/07	10/24/07	003244781	40754	67,640	52,260	15,380	22.7%	COPR	HORWITH	MHFX5776
10/02/07	10/24/07	003244782	40755	13,060	50,440	(37,380)	-286.2%	COPR	HORWITH	TILX3141
10/02/07	10/24/07	003244783	40756	34,480	52,220	(17,740)	-51.5%	COPR	HORWITH	MHFX5776
10/02/07	10/24/07	003244784	40757	34,500	51,500	(17,000)	-49.3%	COPR	HORWITH	MHFX5776
10/02/07	10/24/07	003244785	40758	67,920	49,920	18,000	26.5%	COPR	HORWITH	TILX3141
10/02/07	10/24/07	003244786	40759	76,800	51,900	24,900	32.4%	COPR	HORWITH	TILX3141
10/02/07	10/24/07	003244787	40760	43,860	50,460	(6,600)	-15.0%	COPR	HORWITH	TILX3141
10/02/07	10/24/07	003244788	40761	67,840	50,980	16,860	24.9%	COPR	HORWITH	MHFX5629
10/02/07	10/24/07	003244789	40762	67,200	50,560	16,640	24.8%	COPR	HORWITH	MHFX5629
10/02/07	10/24/07	003244790	40763	31,920	50,900	(18,980)	-59.5%	COPR	HORWITH	MHFX5629
10/02/07	10/24/07	003244791	40764	31,900	49,440	(17,540)	-55.0%	COPR	HORWITH	MHFX5629
10/02/07	10/22/07	003244792	40765	36,380	49,880	(13,500)	-37.1%	COPR	HORWITH	CEFX33342
10/02/07	10/22/07	003244793	40766	67,360	49,940	17,420	25.9%	COPR	HORWITH	CEFX33342
10/02/07	10/22/07	003244794	40767	77,040	47,500	29,540	38.3%	COPR	HORWITH	CEFX33342
10/02/07	10/22/07	003244795	40768	18,920	51,900	(32,980)	-174.3%	COPR	HORWITH	CEFX33342
10/02/07	10/22/07	003244796	40769	20,520	50,860	(30,340)	-147.9%	COPR	HORWITH	CEFX31068
10/02/07	10/22/07	003244797	40770	77,520	52,160	25,360	32.7%	COPR	HORWITH	CEFX31068
10/02/07	10/22/07	003244798	40771	68,560	48,620	19,940	29.1%	COPR	HORWITH	CEFX31068
10/02/07	10/22/07	003244799	40772	31,000	48,960	(17,960)	-57.9%	COPR	HORWITH	CEFX31068
10/02/07	10/22/07	003244800	40773	48,640	51,180	(2,540)	-5.2%	COPR	HORWITH	CHUX202
10/02/07	10/22/07	003244801	40774	76,440	49,600	26,840	35.1%	COPR	HORWITH	CHUX202
10/02/07	10/22/07	003244802	40775	38,240	52,080	(13,840)	-36.2%	COPR	HORWITH	CHUX202
10/02/07	10/22/07	003244803	40776	38,220	50,060	(11,840)	-31.0%	COPR	HORWITH	CHUX202
10/02/07	11/01/07	003244804	40777	53,980	50,640	3,340	6.2%	COPR	HORWITH	CEFX35238
10/02/07	11/01/07	003244805	40778	66,260	50,580	15,680	23.7%	COPR	HORWITH	CEFX35238
10/03/07	10/29/07	003244810	40779	34,800	49,160	(14,360)	-41.3%	COPR	HORWITH	CHUX145
10/03/07	10/29/07	003244811	40780	47,500	49,340	(1,840)	-3.9%	COPR	HORWITH	CHUX145
10/03/07	10/29/07	003244812	40781	48,560	48,000	560	1.2%	COPR	HORWITH	CHUX145
10/03/07	10/29/07	003244813	40782	63,580	49,880	13,700	21.5%	COPR	HORWITH	CHUX145
10/03/07	10/29/07	003244814	40783	33,000	50,020	(17,020)	-51.6%	COPR	HORWITH	MHFX5648
10/03/07	10/29/07	003244815	40784	67,080	51,020	16,060	23.9%	COPR	HORWITH	MHFX5648
10/03/07	10/29/07	003244816	40785	66,580	51,580	15,000	22.5%	COPR	HORWITH	MHFX5648
10/03/07	10/29/07	003244817	40786	33,420	51,620	(18,200)	-54.5%	COPR	HORWITH	MHFX5648
10/03/07	11/01/07	003244818	40787	32,760	50,980	(18,220)	-55.6%	COPR	HORWITH	CEFX31029
10/03/07	11/01/07	003244819	40788	45,100	50,860	(5,760)	-12.8%	COPR	HORWITH	CEFX31029
10/03/07	11/01/07	003244820	40789	9,440	49,620	(40,180)	-425.6%	COPR	HORWITH	CEFX31029
10/03/07	10/29/07	003244821	40790	68,720	51,100	17,620	25.6%	COPR	HORWITH	CEFX33344
10/03/07	10/29/07	003244822	40791	67,360	51,320	16,040	23.8%	COPR	HORWITH	HLMX1055
10/03/07	11/01/07	003244823	40792	114,600	51,540	63,060	55.0%	COPR	HORWITH	CEFX31029
10/03/07	10/29/07	003244824	40793	53,560	50,240	3,320	6.2%	COPR	HORWITH	HLMX1055
10/03/07	10/29/07	003244825	40794	6,680	50,460	(43,780)	-655.4%	COPR	HORWITH	HLMX1055
10/03/07	10/29/07	003244826	40795	67,680	48,980	18,700	27.6%	COPR	HORWITH	HLMX1055
10/03/07	10/29/07	003244827	40796	47,640	48,380	(740)	-1.6%	COPR	HORWITH	CEFX33344
10/03/07	10/29/07	003244828	40797	67,500	49,040	18,460	27.3%	COPR	HORWITH	CEFX33344
10/03/07	10/29/07	003244829	40798	13,380	51,060	(37,680)	-281.6%	COPR	HORWITH	CEFX33344
10/03/07	11/01/07	003244830	40799	10,780	48,900	(38,120)	-353.6%	COPR	HORWITH	CEFX35847
10/03/07	11/01/07	003244831	40800	76,700	48,420	28,280	36.9%	COPR	HORWITH	CEFX35847

Honeywell

HONEYWELL SA-7 USE HAZARDOUS WASTE TRACKING (2006)										
Date Shipped	Date of Return Manifest	State Manifest	Man. Doc #	Facilty Manifest Weight (lbs)	Estimated Weight (lbs)	Manifest - Estimate (lbs)	Manifest - Estimate (%)	Material	Transporter	RAILCAR #
10/03/07	11/01/07	003244832	40801	76,040	48,740	27,300	35.9%	COPR	HORWITH	CEFX35847
10/03/07	11/01/07	003244833	40802	29,200	49,760	(20,560)	-70.4%	COPR	HORWITH	CEFX35847
10/03/07	11/01/07	003244834	40803	67,820	51,940	15,880	23.4%	COPR	HORWITH	CITX300127
10/03/07	11/01/07	003244835	40804	76,400	49,800	26,600	34.8%	COPR	HORWITH	CITX300127
10/03/07	11/01/07	003244836	40805	28,260	51,080	(22,820)	-80.8%	COPR	HORWITH	CITX300127
10/03/07	11/01/07	003244837	40806	28,280	50,760	(22,480)	-79.5%	COPR	HORWITH	CITX300127
10/03/07	10/29/07	003244838	40807	77,940	52,100	25,840	33.2%	COPR	HORWITH	CHUX267
10/03/07	10/29/07	003244839	40808	68,920	51,860	17,060	24.8%	COPR	HORWITH	CHUX267
10/03/07	10/29/07	003244840	40809	29,740	52,080	(22,340)	-75.1%	COPR	HORWITH	CHUX267
10/03/07	10/29/07	003244841	40810	29,720	50,860	(21,140)	-71.1%	COPR	HORWITH	CHUX267
10/03/07	11/14/07	003244842	40811	79,580	49,760	29,820	37.5%	COPR	HORWITH	CITX300158
10/03/07	11/14/07	003244843	40812	68,960	51,580	17,380	25.2%	COPR	HORWITH	CITX300158
10/03/07	11/14/07	000857820	40813	26,020	50,740	(24,720)	-95.0%	COPR	HORWITH	CITX300158
10/03/07	11/14/07	000857821	40814	26,020	50,500	(24,480)	-94.1%	COPR	HORWITH	CITX300158
10/03/07	10/29/07	000857822	40815	65,560	49,740	15,820	24.1%	COPR	HORWITH	CHUX314
10/03/07	10/29/07	000857823	40816	54,420	51,040	3,380	6.2%	COPR	HORWITH	CHUX314
10/03/07	10/29/07	003244844	40817	67,520	50,500	17,020	25.2%	COPR	HORWITH	CHUX314
10/03/07	10/29/07	003244845	40818	13,560	51,400	(37,840)	-279.1%	COPR	HORWITH	CHUX314
10/03/07	11/01/07	003244846	40819	67,220	50,660	16,560	24.6%	COPR	HORWITH	CEFX35238
10/03/07	10/29/07	003244847	40820	8,100	51,560	(43,460)	-536.5%	COPR	HORWITH	CEFX33484
10/03/07	11/01/07	003244848	40821	13,600	51,900	(38,300)	-281.6%	COPR	HORWITH	CEFX35238
10/03/07	10/29/07	003244849	40822	69,060	51,340	17,720	25.7%	COPR	HORWITH	CEFX33484
10/03/07	11/01/07	003244850	40823	54,580	50,320	4,260	7.8%	COPR	HORWITH	NRLX528057
10/03/07	11/01/07	003244851	40824	67,360	50,600	16,760	24.9%	COPR	HORWITH	NRLX528057
10/03/07	11/01/07	003244852	40825	67,920	50,560	17,360	25.6%	COPR	HORWITH	NRLX527976
10/03/07	11/01/07	003244853	40826	69,280	50,400	18,880	27.3%	COPR	HORWITH	NRLX527976
10/03/07	11/01/07	003244854	40827	47,720	52,320	(4,600)	-9.6%	COPR	HORWITH	NRLX527976
10/03/07	11/01/07	003244855	40828	16,740	50,540	(33,800)	-201.9%	COPR	HORWITH	NRLX527976
10/03/07	11/01/07	003244856	40829	70,440	50,900	19,540	27.7%	COPR	HORWITH	NRLX528252
10/03/07	11/01/07	003244857	40830	67,340	49,420	17,920	26.6%	COPR	HORWITH	NRLX528252
10/03/07	11/01/07	003244858	40831	29,000	49,100	(20,100)	-69.3%	COPR	HORWITH	NRLX528252
10/03/07	11/01/07	003244859	40832	29,000	49,500	(20,500)	-70.7%	COPR	HORWITH	NRLX528252
10/03/07	10/29/07	003244860	40833	60,100	49,860	10,240	17.0%	COPR	HORWITH	NRLX526251
10/03/07	10/29/07	003244861	40834	63,480	50,040	13,440	21.2%	COPR	HORWITH	NRLX526251
10/03/07	10/29/07	003244862	40835	67,400	49,360	18,040	26.8%	COPR	HORWITH	NRLX526251
10/03/07	11/06/07	003244863	40836	17,620	49,080	(31,460)	-178.5%	COPR	HORWITH	NRLX526646
10/03/07	10/29/07	003244864	40837	6,120	48,840	(42,720)	-698.0%	COPR	HORWITH	NRLX526251
10/03/07	11/06/07	003244865	40838	48,300	49,840	(1,540)	-3.2%	COPR	HORWITH	NRLX526646
10/03/07	11/06/07	003244866	40839	38,160	50,420	(12,260)	-32.1%	COPR	HORWITH	NRLX526646
10/03/07	11/06/07	003244867	40840	93,340	50,180	43,160	46.2%	COPR	HORWITH	NRLX526646
10/03/07	10/29/07	003244868	40841	13,020	50,340	(37,320)	-286.6%	COPR	HORWITH	NRLX528363
10/03/07	10/29/07	003244869	40842	66,420	51,600	14,820	22.3%	COPR	HORWITH	NRLX528363
10/03/07	10/29/07	003244870	40843	75,380	51,880	23,500	31.2%	COPR	HORWITH	NRLX528363
10/03/07	10/29/07	003244871	40844	48,100	49,000	(900)	-1.9%	COPR	HORWITH	NRLX528363
10/03/07	10/29/07	003244872	40845	68,820	51,420	17,400	25.3%	COPR	HORWITH	CEFX33484
10/03/07	10/29/07	003244873	40846	55,500	50,540	4,960	8.9%	COPR	HORWITH	CEFX33484
10/04/07	11/01/07	003244874	40847	38,360	50,500	(12,140)	-31.6%	COPR	HORWITH	NRLX528057
10/04/07	11/01/07	003244875	40848	38,380	50,680	(12,300)	-32.0%	COPR	HORWITH	NRLX528057
10/04/07	11/01/07	003244876	40849	38,620	48,740	(10,120)	-26.2%	COPR	HORWITH	CHUX149
10/04/07	11/01/07	003244877	40850	68,240	50,680	17,560	25.7%	COPR	HORWITH	CHUX149
10/04/07	11/01/07	003244878	40851	67,560	49,320	18,240	27.0%	COPR	HORWITH	CHUX149
10/04/07	11/01/07	003244879	40852	22,280	49,400	(27,120)	-121.7%	COPR	HORWITH	CHUX149
10/04/07	11/01/07	003244880	40853	10,820	50,560	(39,740)	-367.3%	COPR	HORWITH	CHUX308
10/04/07	11/01/07	003244881	40854	76,820	51,160	25,660	33.4%	COPR	HORWITH	CHUX308
10/04/07	11/01/07	003244882	40855	76,360	50,540	25,820	33.8%	COPR	HORWITH	CHUX308
10/04/07	11/01/07	003244883	40856	38,620	50,900	(12,280)	-31.8%	COPR	HORWITH	CHUX308
10/04/07	11/01/07	003244884	40857	67,840	49,920	17,920	26.4%	COPR	HORWITH	NRLX526228
10/04/07	11/01/07	003244885	40858	76,280	50,300	25,980	34.1%	COPR	HORWITH	NRLX526228
10/04/07	11/01/07	003244886	40859	28,400	48,040	(19,640)	-69.2%	COPR	HORWITH	NRLX526228
10/04/07	11/01/07	003244887	40860	28,400	51,480	(23,080)	-81.3%	COPR	HORWITH	NRLX526228
10/04/07	11/01/07	003244888	40861	77,240	50,260	26,980	34.9%	COPR	HORWITH	CEFX35242
10/04/07	11/01/07	003244889	40862	68,540	51,520	17,020	24.8%	COPR	HORWITH	CEFX35242
10/04/07	11/01/07	003244890	40863	30,240	49,300	(19,060)	-63.0%	COPR	HORWITH	CEFX35242
10/04/07	11/01/07	003244891	40864	30,220	51,320	(21,100)	-69.8%	COPR	HORWITH	CEFX35242
10/04/07	11/01/07	003244892	40865	36,460	50,120	(13,660)	-37.5%	COPR	HORWITH	NRLX526287
10/04/07	11/01/07	003244893	40866	76,780	52,200	24,580	32.0%	COPR	HORWITH	NRLX526287
10/04/07	11/01/07	003244894	40867	38,180	48,000	(9,820)	-25.7%	COPR	HORWITH	NRLX526287
10/04/07	11/01/07	003244895	40868	38,180	47,640	(9,460)	-24.8%	COPR	HORWITH	NRLX526287
10/04/07	11/01/07	003244896	40869	17,160	47,100	(29,940)	-174.5%	COPR	HORWITH	CEFX35819
10/04/07	11/01/07	003244897	40870	67,900	49,220	18,680	27.5%	COPR	HORWITH	CEFX35819
10/04/07	11/01/07	003244898	40871	76,620	49,080	27,540	35.9%	COPR	HORWITH	CEFX35819
10/04/07	11/01/07	003244899	40872	31,060	51,300	(20,240)	-65.2%	COPR	HORWITH	CEFX35819
10/04/07	10/29/07	003244900	40873	68,100	49,100	19,000	27.9%	COPR	HORWITH	JTLX4051
10/04/07	10/29/07	003244901	40874	47,860	49,760	(1,900)	-4.0%	COPR	HORWITH	JTLX4051

HONEYWELL SA-7 USE HAZARDOUS WASTE TRACKING (2006)										
Date Shipped	Date of Return Manifest	State Manifest	Man. Doc #	Facilty Manifest Weight (lbs)	Estimated Weight (lbs)	Manifest - Estimate (lbs)	Manifest - Estimate (%)	Material	Transporter	RAILCAR #
10/04/07	10/29/07	003244902	40875	48,840	50,060	(1,220)	-2.5%	COPR	HORWITH	JTLX4051
10/04/07	10/29/07	003244903	40876	34,640	50,920	(16,280)	-47.0%	COPR	HORWITH	JTLX4051
10/04/07	10/29/07	003244904	40877	9,760	47,500	(37,740)	-386.7%	COPR	HORWITH	NRLX526233
10/04/07	10/29/07	003244905	40878	47,620	48,860	(1,240)	-2.6%	COPR	HORWITH	NRLX526233
10/04/07	10/29/07	003244906	40879	88,460	50,140	38,320	43.3%	COPR	HORWITH	NRLX526233
10/04/07	10/29/07	003244907	40880	45,660	48,820	(3,160)	-6.9%	COPR	HORWITH	NRLX526233
10/04/07	10/29/07	003244908	40881	14,340	52,160	(37,820)	-263.7%	COPR	HORWITH	CHUX197
10/04/07	10/29/07	003244909	40882	67,680	50,260	17,420	25.7%	COPR	HORWITH	CHUX197
10/04/07	10/29/07	003244910	40883	67,760	50,620	17,140	25.3%	COPR	HORWITH	CHUX197
10/04/07	10/29/07	003244911	40884	50,300	50,280	20	0.0%	COPR	HORWITH	CHUX197
10/04/07	10/29/07	003244912	40885	76,000	50,820	25,180	33.1%	COPR	HORWITH	CHUX287
10/04/07	10/29/07	003244913	40886	78,060	51,020	27,040	34.6%	COPR	HORWITH	CHUX287
10/04/07	10/29/07	003244914	40887	26,960	51,060	(24,100)	-89.4%	COPR	HORWITH	CHUX287
10/04/07	10/29/07	003244915	40888	26,940	51,940	(25,000)	-92.8%	COPR	HORWITH	CHUX287
10/04/07	11/01/07	003244916	40889	31,080	50,800	(19,720)	-63.4%	COPR	HORWITH	JTLX194
10/04/07	11/01/07	003244917	40890	44,360	49,880	(5,520)	-12.4%	COPR	HORWITH	JTLX194
10/04/07	11/01/07	003244918	40891	67,640	50,820	16,820	24.9%	COPR	HORWITH	JTLX194
10/04/07	11/01/07	003244919	40892	57,860	50,740	7,120	12.3%	COPR	HORWITH	JTLX194
10/04/07	11/01/07	003244920	40893	76,500	51,540	24,960	32.6%	COPR	HORWITH	CEFX35800
10/04/07	11/01/07	003244921	40894	77,180	50,980	26,200	33.9%	COPR	HORWITH	CEFX35800
10/04/07	11/01/07	003244922	40895	25,720	50,380	(24,660)	-95.9%	COPR	HORWITH	CEFX35800
10/04/07	11/01/07	003244923	40896	25,720	52,000	(26,280)	-102.2%	COPR	HORWITH	CEFX35800
10/04/07	11/01/07	003244924	40897	10,200	49,640	(39,440)	-386.7%	COPR	HORWITH	CEFX35802
10/04/07	11/01/07	003244925	40898	48,480	50,760	(2,280)	-4.7%	COPR	HORWITH	CEFX35802
10/04/07	11/01/07	003244926	40899	47,740	51,400	(3,660)	-7.7%	COPR	HORWITH	CEFX35802
10/04/07	11/01/07	003244927	40900	93,140	49,000	44,140	47.4%	COPR	HORWITH	CEFX35802
10/04/07	11/01/07	003244928	40901	46,780	51,020	(4,240)	-9.1%	COPR	HORWITH	JTLX30103
10/04/07	11/01/07	003244929	40902	29,040	50,660	(21,620)	-74.4%	COPR	HORWITH	JTLX30103
10/04/07	11/01/07	003244930	40903	69,160	52,020	17,140	24.8%	COPR	HORWITH	JTLX30103
10/04/07	11/01/07	003244931	40904	59,720	51,320	8,400	14.1%	COPR	HORWITH	JTLX30103
10/04/07	11/01/07	003244932	40905	25,920	50,900	(24,980)	-96.4%	COPR	HORWITH	CEFX31070
10/04/07	11/01/07	003244933	40906	76,540	49,820	26,720	34.9%	COPR	HORWITH	CEFX31070
10/04/07	11/01/07	003244934	40907	77,260	51,300	25,960	33.6%	COPR	HORWITH	CEFX31070
10/04/07	11/01/07	003244935	40908	22,020	51,260	(29,240)	-132.8%	COPR	HORWITH	CEFX31070
10/04/07	11/01/07	003244936	40909	7,480	50,720	(43,240)	-578.1%	COPR	HORWITH	MHFX5646
10/04/07	11/01/07	003244937	40910	76,840	50,820	26,020	33.9%	COPR	HORWITH	MHFX5646
10/04/07	11/01/07	003244938	40911	68,240	52,080	16,160	23.7%	COPR	HORWITH	MHFX5646
10/04/07	11/01/07	003244939	40912	50,320	50,720	(400)	-0.8%	COPR	HORWITH	MHFX5646
10/04/07	11/01/07	003244940	40913	27,260	52,400	(25,140)	-92.2%	COPR	HORWITH	CEFX31043
10/04/07	11/01/07	003244941	40914	69,640	49,760	19,880	28.5%	COPR	HORWITH	CEFX31043
10/04/07	11/01/07	003244942	40915	69,080	52,160	16,920	24.5%	COPR	HORWITH	CEFX31043
10/04/07	11/01/07	003244943	40916	40,120	52,220	(12,100)	-30.2%	COPR	HORWITH	CEFX31043
10/05/07	10/24/07	003244944	40917	11,400	50,760	(39,360)	-345.3%	COPR	HORWITH	CHUX262
10/05/07	10/24/07	003244945	40918	66,560	49,020	17,540	26.4%	COPR	HORWITH	CHUX262
10/05/07	10/24/07	003244946	40919	45,500	51,580	(6,080)	-13.4%	COPR	HORWITH	CHUX262
10/05/07	10/24/07	003244947	40920	11,000	51,720	(40,720)	-370.2%	COPR	HORWITH	HLMX1274
10/05/07	10/24/07	003244948	40921	77,480	50,560	26,920	34.7%	COPR	HORWITH	CHUX262
10/05/07	10/24/07	003244949	40922	67,380	49,340	18,040	26.8%	COPR	HORWITH	HLMX1274
10/05/07	10/24/07	003244950	40923	67,440	51,880	15,560	23.1%	COPR	HORWITH	HLMX1274
10/05/07	10/24/07	003244951	40924	55,700	50,540	5,160	9.3%	COPR	HORWITH	HLMX1274
10/05/07	10/24/07	003244952	40925	15,880	50,560	(34,680)	-218.4%	COPR	HORWITH	CEFX35835
10/05/07	10/24/07	003244953	40926	76,480	49,880	26,600	34.8%	COPR	HORWITH	CEFX35835
10/05/07	10/24/07	003244954	40927	69,660	49,220	20,440	29.3%	COPR	HORWITH	CEFX35835
10/05/07	10/24/07	003244955	40928	35,240	49,120	(13,880)	-39.4%	COPR	HORWITH	CEFX35835
10/05/07	10/24/07	003244956	40929	67,120	51,160	15,960	23.8%	COPR	HORWITH	JTLX232
10/05/07	10/24/07	003244957	40930	77,420	49,960	27,460	35.5%	COPR	HORWITH	JTLX232
10/05/07	10/24/07	003244958	40931	26,700	49,700	(23,000)	-86.1%	COPR	HORWITH	JTLX232
10/05/07	10/24/07	003244959	40932	26,680	50,140	(23,460)	-87.9%	COPR	HORWITH	JTLX232
10/05/07	10/24/07	003244960	40933	69,060	48,420	20,640	29.9%	COPR	HORWITH	NDYX320471
10/05/07	10/24/07	003244961	40934	67,240	49,700	17,540	26.1%	COPR	HORWITH	NDYX320471
10/05/07	10/24/07	003244962	40935	33,080	49,980	(16,900)	-51.1%	COPR	HORWITH	NDYX320471
10/05/07	10/24/07	003244963	40936	33,080	49,400	(16,320)	-49.3%	COPR	HORWITH	NDYX320471
10/05/07	10/24/07	003244964	40937	54,020	48,040	5,980	11.1%	COPR	HORWITH	JTLX30101
10/05/07	10/24/07	003244965	40938	67,500	48,660	18,840	27.9%	COPR	HORWITH	JTLX30101
10/05/07	10/24/07	003244966	40939	34,520	49,880	(15,360)	-44.5%	COPR	HORWITH	JTLX30101
10/05/07	10/24/07	003244967	40940	34,520	48,860	(14,340)	-41.5%	COPR	HORWITH	JTLX30101
10/05/07	10/24/07	003244968	40941	40,500	51,140	(10,640)	-26.3%	COPR	HORWITH	JTLX30152
10/05/07	10/24/07	003244969	40942	66,840	51,660	15,180	22.7%	COPR	HORWITH	JTLX30152
10/05/07	10/24/07	003244970	40943	76,780	49,340	27,440	35.7%	COPR	HORWITH	JTLX30152
10/05/07	10/24/07	003244971	40944	15,240	48,020	(32,780)	-215.1%	COPR	HORWITH	JTLX30152
10/05/07	10/24/07	003244972	40945	33,860	48,420	(14,560)	-43.0%	COPR	HORWITH	CEFX35852
10/05/07	10/24/07	003244973	40946	68,400	48,660	19,740	28.9%	COPR	HORWITH	CEFX35852
10/05/07	10/24/07	003244974	40947	63,140	48,520	14,620	23.2%	COPR	HORWITH	CEFX35852
10/05/07	10/24/07	003244975	40948	27,000	50,880	(23,880)	-88.4%	COPR	HORWITH	CEFX35852

HONEYWELL SA-7 USE HAZARDOUS WASTE TRACKING (2006)										
Date Shipped	Date of Return Manifest	State Manifest	Man. Doc #	Facilty Manifest Weight (lbs)	Estimated Weight (lbs)	Manifest - Estimate (lbs)	Manifest - Estimate (%)	Material	Transporter	RAILCAR #
10/05/07	10/24/07	003244976	40949	61,940	49,040	12,900	20.8%	COPR	HORWITH	CITX300034
10/05/07	10/24/07	003244977	40950	78,440	50,640	27,800	35.4%	COPR	HORWITH	CITX300034
10/05/07	10/24/07	003244978	40951	29,620	50,720	(21,100)	-71.2%	COPR	HORWITH	CITX300034
10/05/07	10/24/07	003244979	40952	29,620	51,180	(21,560)	-72.8%	COPR	HORWITH	CITX300034
10/05/07	10/24/07	003244980	40953	9,640	50,780	(41,140)	-426.8%	COPR	HORWITH	CHUX258
10/05/07	10/24/07	003244981	40954	67,380	51,740	15,640	23.2%	COPR	HORWITH	CHUX258
10/05/07	10/24/07	003244982	40955	66,760	50,680	16,080	24.1%	COPR	HORWITH	CHUX258
10/05/07	10/24/07	003244983	40956	56,400	49,340	7,060	12.5%	COPR	HORWITH	CHUX258
10/05/07	10/24/07	003244984	40957	10,740	51,020	(40,280)	-375.0%	COPR	HORWITH	CHUX230
10/05/07	10/24/07	003244985	40958	77,720	50,600	27,120	34.9%	COPR	HORWITH	CHUX230
10/05/07	10/24/07	003244986	40959	67,520	50,700	16,820	24.9%	COPR	HORWITH	CHUX230
10/05/07	10/24/07	003244987	40960	42,040	51,860	(9,820)	-23.4%	COPR	HORWITH	CHUX230
10/05/07	10/24/07	003244988	40961	64,440	49,260	15,180	23.6%	COPR	HORWITH	CITX300041
10/05/07	10/24/07	003244989	40962	68,980	51,760	17,220	25.0%	COPR	HORWITH	CITX300041
10/05/07	10/24/07	003244990	40963	33,660	52,340	(18,680)	-55.5%	COPR	HORWITH	CITX300041
10/05/07	10/24/07	003244991	40964	33,660	51,120	(17,460)	-51.9%	COPR	HORWITH	CITX300041
10/05/07	10/24/07	003244992	40965	67,400	50,320	17,080	25.3%	COPR	HORWITH	CHUX147
10/05/07	10/24/07	003244993	40966	77,200	50,660	26,540	34.4%	COPR	HORWITH	CHUX147
10/05/07	10/24/07	003244994	40967	33,760	51,400	(17,640)	-52.3%	COPR	HORWITH	CHUX147
10/05/07	10/24/07	003244995	40968	33,740	51,600	(17,860)	-52.9%	COPR	HORWITH	CHUX147
10/05/07	10/24/07	003244996	40969	78,840	48,900	29,940	38.0%	COPR	HORWITH	CEFX35851
10/05/07	10/24/07	003244997	40970	76,340	48,720	27,620	36.2%	COPR	HORWITH	CEFX35851
10/05/07	10/24/07	003244998	40971	20,240	51,900	(31,660)	-156.4%	COPR	HORWITH	CEFX35851
10/05/07	10/24/07	003244999	40972	20,240	51,840	(31,600)	-156.1%	COPR	HORWITH	CEFX35851
10/05/07	10/24/07	003245000	40973	38,900	50,660	(11,760)	-30.2%	COPR	HORWITH	HLMX1125
10/05/07	10/24/07	003254002	40974	68,760	49,440	19,320	28.1%	COPR	HORWITH	HLMX1125
10/05/07	10/24/07	003254006	40975	68,420	50,660	17,760	26.0%	COPR	HORWITH	HLMX1125
10/05/07	10/24/07	003254007	40976	26,120	50,520	(24,400)	-93.4%	COPR	HORWITH	HLMX1125
10/05/07	11/01/07	003254008	40977	40,860	51,000	(10,140)	-24.8%	COPR	HORWITH	JTLX156
10/05/07	11/01/07	003254009	40978	68,520	51,420	17,100	25.0%	COPR	HORWITH	JTLX156
10/05/07	11/01/07	003254010	40979	78,600	52,060	26,540	33.8%	COPR	HORWITH	JTLX156
10/05/07	10/29/07	003254011	40980	13,600	51,400	(37,800)	-277.9%	COPR	HORWITH	CITX300148
10/05/07	11/01/07	003254012	40981	17,660	51,280	(33,620)	-190.4%	COPR	HORWITH	JTLX156
10/05/07	10/29/07	003254013	40982	67,820	52,180	15,640	23.1%	COPR	HORWITH	CITX300148
10/05/07	10/29/07	003254014	40983	67,460	51,940	15,520	23.0%	COPR	HORWITH	CITX300148
10/08/07	10/29/07	003254015	40984	52,800	50,080	2,720	5.2%	COPR	HORWITH	CEFX33507
10/08/07	10/29/07	003254016	40985	69,940	50,220	19,720	28.2%	COPR	HORWITH	CEFX33507
10/08/07	10/29/07	003254017	40986	69,040	49,780	19,260	27.9%	COPR	HORWITH	CEFX33507
10/08/07	10/29/07	003254018	40987	9,920	51,360	(41,440)	-417.7%	COPR	HORWITH	CEFX33507
10/08/07	10/29/07	003254019	40988	38,520	51,920	(13,400)	-34.8%	COPR	HORWITH	CHUX281
10/08/07	10/29/07	003254020	40989	47,900	51,960	(4,060)	-8.5%	COPR	HORWITH	CHUX281
10/08/07	10/29/07	003254021	40990	48,380	49,620	(1,240)	-2.6%	COPR	HORWITH	CHUX281
10/08/07	10/29/07	003254022	40991	69,020	50,960	18,060	26.2%	COPR	HORWITH	CHUX281
10/08/07	10/29/07	003254023	40992	11,480	49,740	(38,260)	-333.3%	COPR	HORWITH	CHUX150
10/08/07	10/29/07	003254024	40993	66,580	51,920	14,660	22.0%	COPR	HORWITH	CHUX150
10/08/07	10/29/07	003254025	40994	68,160	51,220	16,940	24.9%	COPR	HORWITH	CHUX150
10/08/07	10/29/07	003254026	40995	57,080	50,400	6,680	11.7%	COPR	HORWITH	CHUX150
10/08/07	10/29/07	003254027	40996	13,100	51,140	(38,040)	-290.4%	COPR	HORWITH	JTLX30153
10/08/07	10/29/07	003254028	40997	66,440	51,140	15,300	23.0%	COPR	HORWITH	JTLX30153
10/08/07	10/29/07	003254029	40998	68,900	51,100	17,800	25.8%	COPR	HORWITH	JTLX30153
10/08/07	10/29/07	003254030	40999	56,080	51,380	4,700	8.4%	COPR	HORWITH	JTLX30153
10/08/07	10/29/07	003254031	41000	76,460	50,820	25,640	33.5%	COPR	HORWITH	JTLX30132
10/08/07	10/29/07	003254032	41001	69,040	50,140	18,900	27.4%	COPR	HORWITH	JTLX30132
10/08/07	10/29/07	003254033	41002	27,940	51,440	(23,500)	-84.1%	COPR	HORWITH	JTLX30132
10/08/07	10/29/07	003254034	41003	27,940	48,000	(20,060)	-71.8%	COPR	HORWITH	JTLX30132
10/08/07	10/29/07	003254035	41004	29,960	48,100	(18,140)	-60.5%	COPR	HORWITH	JTLX30133
10/08/07	10/29/07	003254036	41005	68,640	50,480	18,160	26.5%	COPR	HORWITH	JTLX30133
10/08/07	10/29/07	003254037	41006	68,040	49,120	18,920	27.8%	COPR	HORWITH	JTLX30133
10/08/07	10/29/07	003254038	41007	28,320	48,380	(20,060)	-70.8%	COPR	HORWITH	JTLX30133
10/08/07	11/06/07	003254039	41008	67,580	48,180	19,400	28.7%	COPR	HORWITH	JTLX166
10/08/07	10/29/07	003254040	41009	26,740	48,700	(21,960)	-82.1%	COPR	HORWITH	HLMX1187
10/08/07	10/29/07	003254041	41010	63,200	48,920	14,280	22.6%	COPR	HORWITH	HLMX1187
10/08/07	10/29/07	003254042	41011	67,480	48,880	18,600	27.6%	COPR	HORWITH	HLMX1187
10/08/07	10/29/07	003254043	41012	38,120	50,480	(12,360)	-32.4%	COPR	HORWITH	HLMX1187
10/08/07	10/29/07	003254044	41013	48,200	52,120	(3,920)	-8.1%	COPR	HORWITH	CHUX286
10/08/07	10/29/07	003254045	41014	66,860	48,060	18,800	28.1%	COPR	HORWITH	CHUX286
10/08/07	10/29/07	003254046	41015	77,000	51,420	25,580	33.2%	COPR	HORWITH	CHUX286
10/08/07	10/29/07	003254047	41016	12,180	52,080	(39,900)	-327.6%	COPR	HORWITH	CHUX286
10/08/07	10/29/07	003254048	41017	30,480	49,940	(19,460)	-63.8%	COPR	HORWITH	CHUX224
10/08/07	10/29/07	003254049	41018	16,120	50,080	(33,960)	-210.7%	COPR	HORWITH	CEFX33422
10/08/07	10/29/07	003254050	41019	67,460	50,160	17,300	25.6%	COPR	HORWITH	CEFX33422
10/08/07	10/29/07	003254051	41020	76,840	50,160	26,680	34.7%	COPR	HORWITH	CEFX33422
10/08/07	10/29/07	003254052	41021	45,740	50,400	(4,660)	-10.2%	COPR	HORWITH	CEFX33422
10/08/07	10/29/07	003254053	41022	60,620	52,140	8,480	14.0%	COPR	HORWITH	CITX300148

HONEYWELL SA-7 USE HAZARDOUS WASTE TRACKING (2006)										
Date Shipped	Date of Return Manifest	State Manifest	Man. Doc #	Facilty Manifest Weight (lbs)	Estimated Weight (lbs)	Manifest - Estimate (lbs)	Manifest - Estimate (%)	Material	Transporter	RAILCAR #
10/08/07	10/29/07	003254054	41023	77,920	50,440	27,480	35.3%	COPR	HORWITH	CHUX224
10/08/07	10/29/07	003254055	41024	68,280	52,220	16,060	23.5%	COPR	HORWITH	CHUX224
10/08/07	10/29/07	003254056	41025	19,680	51,640	(31,960)	-162.4%	COPR	HORWITH	CHUX224
10/08/07	10/29/07	003254057	41026	30,760	51,160	(20,400)	-66.3%	COPR	HORWITH	JTLX118
10/08/07	10/29/07	003254058	41027	68,040	50,600	17,440	25.6%	COPR	HORWITH	JTLX118
10/08/07	10/29/07	003254059	41028	67,300	51,760	15,540	23.1%	COPR	HORWITH	JTLX118
10/08/07	10/29/07	003254060	41029	6,060	52,060	(46,000)	-759.1%	COPR	HORWITH	CEFX33390
10/08/07	10/29/07	003254061	41030	40,100	52,400	(12,300)	-30.7%	COPR	HORWITH	JTLX118
10/08/07	10/29/07	003254062	41031	76,680	50,580	26,100	34.0%	COPR	HORWITH	CEFX33390
10/08/07	10/29/07	003254063	41032	46,140	51,140	(5,000)	-10.8%	COPR	HORWITH	CEFX33390
10/08/07	10/29/07	003254064	41033	67,540	51,020	16,520	24.5%	COPR	HORWITH	NDYX320427
10/08/07	10/29/07	003254065	41034	76,100	51,240	24,860	32.7%	COPR	HORWITH	CEFX33390
10/08/07	10/29/07	003254066	41035	76,360	51,420	24,940	32.7%	COPR	HORWITH	NDYX320427
10/08/07	10/29/07	003254067	41036	30,640	50,420	(19,780)	-64.6%	COPR	HORWITH	NDYX320427
10/08/07	10/29/07	003254068	41037	30,640	50,560	(19,920)	-65.0%	COPR	HORWITH	NDYX320427
10/08/07	10/29/07	003254069	41038	10,700	48,000	(37,300)	-348.6%	COPR	HORWITH	CHUX103
10/08/07	10/29/07	003254070	41039	67,460	51,960	15,500	23.0%	COPR	HORWITH	CHUX103
10/08/07	10/29/07	003254071	41040	68,840	50,660	18,180	26.4%	COPR	HORWITH	CHUX103
10/08/07	10/29/07	003254072	41041	54,440	51,500	2,940	5.4%	COPR	HORWITH	CHUX103
10/08/07	10/29/07	003254073	41042	7,680	50,880	(43,200)	-562.5%	COPR	HORWITH	JTLX94
10/08/07	10/29/07	003254074	41043	68,740	50,080	18,660	27.1%	COPR	HORWITH	JTLX94
10/08/07	10/29/07	003254075	41044	67,760	49,480	18,280	27.0%	COPR	HORWITH	JTLX94
10/08/07	10/29/07	003254076	41045	56,140	50,440	5,700	10.2%	COPR	HORWITH	JTLX94
10/08/07	10/29/07	003254077	41046	55,540	50,920	4,620	8.3%	COPR	HORWITH	JTLX30119
10/08/07	10/29/07	003254078	41047	67,440	51,440	16,000	23.7%	COPR	HORWITH	JTLX30119
10/08/07	10/29/07	003254079	41048	38,300	51,200	(12,900)	-33.7%	COPR	HORWITH	JTLX30119
10/08/07	10/29/07	003254080	41049	38,280	51,620	(13,340)	-34.8%	COPR	HORWITH	JTLX30119
10/08/07	11/06/07	003254081	41050	9,400	50,720	(41,320)	-439.6%	COPR	HORWITH	JTLX166
10/09/07	11/06/07	003254082	41051	68,020	51,880	16,140	23.7%	COPR	HORWITH	JTLX166
10/09/07	11/06/07	003254083	41052	55,540	50,080	5,460	9.8%	COPR	HORWITH	JTLX166
10/09/07	11/06/07	003254084	41053	67,040	49,980	17,060	25.4%	COPR	HORWITH	CITX300116
10/09/07	11/06/07	003254085	41054	8,180	49,280	(41,100)	-502.4%	COPR	HORWITH	CITX300116
10/09/07	11/06/07	003254086	41055	66,300	50,420	15,880	24.0%	COPR	HORWITH	CITX300116
10/09/07	11/06/07	003254087	41056	57,780	49,900	7,880	13.6%	COPR	HORWITH	CITX300116
10/09/07	11/06/07	003254088	41057	77,160	50,600	26,560	34.4%	COPR	HORWITH	CHUX254
10/09/07	11/06/07	003254089	41058	68,980	51,060	17,920	26.0%	COPR	HORWITH	CHUX254
10/09/07	11/06/07	003254090	41059	30,000	51,600	(21,600)	-72.0%	COPR	HORWITH	CHUX254
10/09/07	11/06/07	003254091	41060	30,000	50,660	(20,660)	-68.9%	COPR	HORWITH	CHUX254
10/09/07	11/06/07	003254092	41061	46,540	49,660	(3,120)	-6.7%	COPR	HORWITH	CHUX173
10/09/07	11/06/07	003254093	41062	76,800	51,220	25,580	33.3%	COPR	HORWITH	CHUX173
10/09/07	11/06/07	003254094	41063	38,240	50,200	(11,960)	-31.3%	COPR	HORWITH	CHUX173
10/09/07	11/06/07	003254095	41064	38,260	52,140	(13,880)	-36.3%	COPR	HORWITH	CHUX173
10/09/07	11/06/07	003254096	41065	57,700	51,940	5,760	10.0%	COPR	HORWITH	MHFX5692
10/09/07	11/06/07	003254097	41066	67,880	50,820	17,060	25.1%	COPR	HORWITH	MHFX5692
10/09/07	11/06/07	003254098	41067	67,080	52,140	14,940	22.3%	COPR	HORWITH	MHFX5692
10/09/07	11/06/07	003254099	41068	34,000	49,280	(15,280)	-44.9%	COPR	HORWITH	MHFX5640
10/09/07	11/06/07	003254100	41069	9,320	47,240	(37,920)	-406.9%	COPR	HORWITH	MHFX5692
10/09/07	11/06/07	003254101	41070	77,000	48,400	28,600	37.1%	COPR	HORWITH	MHFX5640
10/09/07	11/06/07	003254102	41071	77,100	49,540	27,560	35.7%	COPR	HORWITH	MHFX5640
10/09/07	11/06/07	003254103	41072	10,980	50,700	(39,720)	-361.7%	COPR	HORWITH	MHFX5640
10/09/07	11/06/07	003254104	41073	13,020	49,040	(36,020)	-276.7%	COPR	HORWITH	HLMX1052
10/09/07	11/06/07	003254105	41074	77,120	49,940	27,180	35.2%	COPR	HORWITH	HLMX1052
10/09/07	11/06/07	003254106	41075	68,680	51,880	16,800	24.5%	COPR	HORWITH	HLMX1052
10/09/07	11/06/07	003254107	41076	43,260	51,960	(8,700)	-20.1%	COPR	HORWITH	HLMX1052
10/09/07	11/06/07	003254108	41077	67,460	50,500	16,960	25.1%	COPR	HORWITH	DJX98506
10/09/07	11/06/07	003254109	41078	76,320	48,760	27,560	36.1%	COPR	HORWITH	DJX98506
10/09/07	11/06/07	003254110	41079	28,380	50,540	(22,160)	-78.1%	COPR	HORWITH	DJX98506
10/09/07	11/06/07	003254111	41080	28,360	50,140	(21,780)	-76.8%	COPR	HORWITH	DJX98506
10/09/07	11/06/07	003254112	41081	39,020	50,880	(11,860)	-30.4%	COPR	HORWITH	JTLX283
10/09/07	11/06/07	003254113	41082	67,640	49,940	17,700	26.2%	COPR	HORWITH	JTLX283
10/09/07	11/06/07	003254114	41083	36,420	52,080	(15,660)	-43.0%	COPR	HORWITH	MHFX5642
10/09/07	11/06/07	003254115	41084	76,680	50,960	25,720	33.5%	COPR	HORWITH	JTLX283
10/09/07	11/06/07	003254116	41085	20,920	50,400	(29,480)	-140.9%	COPR	HORWITH	JTLX283
10/09/07	11/06/07	003254117	41086	67,320	52,100	15,220	22.6%	COPR	HORWITH	MHFX5642
10/09/07	11/06/07	003254118	41087	68,780	50,000	18,780	27.3%	COPR	HORWITH	MHFX5642
10/09/07	11/06/07	003254119	41088	28,260	49,040	(20,780)	-73.5%	COPR	HORWITH	MHFX5642
10/09/07	11/06/07	003254120	41089	37,620	49,320	(11,700)	-31.1%	COPR	HORWITH	CEFX33385
10/09/07	11/06/07	003254121	41090	67,720	51,800	15,920	23.5%	COPR	HORWITH	CEFX33385
10/09/07	11/06/07	003254122	41091	67,700	50,920	16,780	24.8%	COPR	HORWITH	CEFX33385
10/09/07	11/06/07	003254123	41092	29,800	50,420	(20,620)	-69.2%	COPR	HORWITH	CEFX33385
10/09/07	11/06/07	003254124	41093	8,520	50,320	(41,800)	-490.6%	COPR	HORWITH	CEFX32113
10/09/07	11/06/07	003254125	41094	76,460	50,880	25,580	33.5%	COPR	HORWITH	CEFX32113
10/09/07	11/06/07	003254126	41095	77,020	50,320	26,700	34.7%	COPR	HORWITH	CEFX32113
10/09/07	11/06/07	003254127	41096	30,780	48,040	(17,260)	-56.1%	COPR	HORWITH	CEFX32113

HONEYWELL SA-7 USE HAZARDOUS WASTE TRACKING (2006)										
Date Shipped	Date of Return Manifest	State Manifest	Man. Doc #	Facilty Manifest Weight (lbs)	Estimated Weight (lbs)	Manifest - Estimate (lbs)	Manifest - Estimate (%)	Material	Transporter	RAILCAR #
10/09/07	11/07/07	003254128	41097	67,980	50,480	17,500	25.7%	COPR	HORWITH	CEFX33441
10/09/07	11/07/07	003254129	41098	47,040	49,920	(2,880)	-6.1%	COPR	HORWITH	CEFX33441
10/09/07	11/07/07	003254130	41099	47,700	52,340	(4,640)	-9.7%	COPR	HORWITH	CEFX33441
10/09/07	11/07/07	003254131	41100	44,060	49,980	(5,920)	-13.4%	COPR	HORWITH	CEFX33441
10/09/07	11/06/07	003254132	41101	76,120	50,360	25,760	33.8%	COPR	HORWITH	HLMX1293
10/09/07	11/06/07	003254133	41102	68,780	51,740	17,040	24.8%	COPR	HORWITH	HLMX1293
10/09/07	11/06/07	003254134	41103	28,440	49,060	(20,620)	-72.5%	COPR	HORWITH	HLMX1293
10/09/07	11/07/07	003254135	41104	63,820	50,280	13,540	21.2%	COPR	HORWITH	HLMX1165
10/09/07	11/07/07	003254136	41105	66,360	48,120	18,240	27.5%	COPR	HORWITH	HLMX1165
10/09/07	11/07/07	003254137	41106	30,940	48,660	(17,720)	-57.3%	COPR	HORWITH	HLMX1165
10/09/07	11/07/07	003254138	41107	30,940	48,560	(17,620)	-56.9%	COPR	HORWITH	HLMX1165
10/09/07	11/07/07	003254139	41108	56,800	48,160	8,640	15.2%	COPR	HORWITH	NDYX320335
10/09/07	11/07/07	003254140	41109	68,160	50,300	17,860	26.2%	COPR	HORWITH	NDYX320335
10/09/07	11/06/07	003254141	41110	28,440	51,100	(22,660)	-79.7%	COPR	HORWITH	HLMX1293
10/09/07	11/07/07	003254142	41111	66,540	51,640	14,900	22.4%	COPR	HORWITH	NDYX320335
10/09/07	11/07/07	003254143	41112	8,880	49,860	(40,980)	-461.5%	COPR	HORWITH	NDYX320335
10/09/07	11/07/07	003254144	41113	21,660	51,340	(29,680)	-137.0%	COPR	HORWITH	NRLX526001
10/09/07	11/07/07	003254145	41114	45,720	51,560	(5,840)	-12.8%	COPR	HORWITH	NRLX526001
10/09/07	11/07/07	003254146	41115	56,020	51,180	4,840	8.6%	COPR	HORWITH	NRLX526001
10/09/07	11/07/07	003254147	41116	81,160	51,600	29,560	36.4%	COPR	HORWITH	NRLX526001
10/09/07	11/28/07	003254148	41117	55,600	51,440	4,160	7.5%	COPR	HORWITH	CHUX116
10/09/07	11/28/07	003254149	41118	68,340	50,920	17,420	25.5%	COPR	HORWITH	CHUX116
10/09/07	11/28/07	003254150	41119	46,920	52,300	(5,380)	-11.5%	COPR	HORWITH	CHUX116
10/09/07	11/28/07	003254151	41120	26,460	50,820	(24,360)	-92.1%	COPR	HORWITH	CHUX116
10/10/07	11/28/07	003254152	41121	37,640	50,280	(12,640)	-33.6%	COPR	HORWITH	CHUX226
10/10/07	11/28/07	003254153	41122	67,620	49,720	17,900	26.5%	COPR	HORWITH	CHUX226
10/10/07	11/28/07	003254154	41123	67,640	50,240	17,400	25.7%	COPR	HORWITH	CHUX226
10/10/07	11/28/07	003254155	41124	29,200	49,180	(19,980)	-68.4%	COPR	HORWITH	CHUX226
10/10/07	11/07/07	003254156	41125	18,300	50,220	(31,920)	-174.4%	COPR	HORWITH	CITX300107
10/10/07	11/07/07	003254157	41126	77,440	50,420	27,020	34.9%	COPR	HORWITH	CITX300107
10/10/07	11/07/07	003254158	41127	68,240	50,700	17,540	25.7%	COPR	HORWITH	CITX300107
10/10/07	11/07/07	003254159	41128	30,780	49,480	(18,700)	-60.8%	COPR	HORWITH	CITX300107
10/10/07	11/07/07	003254160	41129	67,480	50,560	16,920	25.1%	COPR	HORWITH	CHUX225
10/10/07	11/07/07	003254161	41130	77,100	51,560	25,540	33.1%	COPR	HORWITH	CHUX225
10/10/07	11/07/07	003254162	41131	28,980	50,160	(21,180)	-73.1%	COPR	HORWITH	CHUX225
10/10/07	11/07/07	003254163	41132	28,980	51,940	(22,960)	-79.2%	COPR	HORWITH	CHUX225
10/10/07	11/07/07	003254164	41133	46,620	51,180	(4,560)	-9.8%	COPR	HORWITH	CHUX305
10/10/07	11/07/07	003254165	41134	65,420	50,060	15,360	23.5%	COPR	HORWITH	CHUX305
10/10/07	11/07/07	003254166	41135	48,120	50,300	(2,180)	-4.5%	COPR	HORWITH	CHUX305
10/10/07	11/07/07	003254167	41136	42,680	52,000	(9,320)	-21.8%	COPR	HORWITH	CHUX305
10/10/07	11/07/07	003254168	41137	19,560	50,320	(30,760)	-157.3%	COPR	HORWITH	CHUX273
10/10/07	11/07/07	003254169	41138	74,900	49,720	25,180	33.6%	COPR	HORWITH	CHUX273
10/10/07	11/07/07	003254170	41139	75,800	45,840	29,960	39.5%	COPR	HORWITH	CHUX273
10/10/07	11/07/07	003254171	41140	19,920	46,600	(26,680)	-133.9%	COPR	HORWITH	CHUX273
10/10/07	11/07/07	003254172	41141	75,340	48,040	27,300	36.2%	COPR	HORWITH	CEFX35243
10/10/07	11/07/07	003254173	41142	67,380	48,780	18,600	27.6%	COPR	HORWITH	CEFX35243
10/10/07	11/07/07	003254174	41143	27,820	50,860	(23,040)	-82.8%	COPR	HORWITH	CEFX35243
10/10/07	11/07/07	003254175	41144	27,840	50,640	(22,800)	-81.9%	COPR	HORWITH	CEFX35243
10/10/07	11/14/07	003254176	41145	16,880	51,700	(34,820)	-206.3%	COPR	HORWITH	CEFX31040
10/10/07	11/14/07	003254177	41146	76,180	50,040	26,140	34.3%	COPR	HORWITH	CEFX31040
10/10/07	11/14/07	003254178	41147	77,000	50,020	26,980	35.0%	COPR	HORWITH	CEFX31040
10/10/07	11/14/07	003254179	41148	33,860	47,940	(14,080)	-41.6%	COPR	HORWITH	CEFX31040
10/10/07	11/19/07	003254180	41149	58,160	50,500	7,660	13.2%	COPR	HORWITH	JTLX30159
10/10/07	11/19/07	003254181	41150	67,200	51,280	15,920	23.7%	COPR	HORWITH	JTLX30159
10/10/07	11/19/07	003254182	41151	38,940	51,980	(13,040)	-33.5%	COPR	HORWITH	JTLX30159
10/10/07	11/19/07	003254183	41152	44,040	49,580	(5,540)	-12.6%	COPR	HORWITH	JTLX30159
10/10/07	11/19/07	003254184	41153	76,680	51,740	24,940	32.5%	COPR	HORWITH	CEFX35836
10/10/07	11/19/07	003254185	41154	27,680	50,000	(22,320)	-80.6%	COPR	HORWITH	CEFX35836
10/10/07	11/19/07	003254186	41155	67,240	50,100	17,140	25.5%	COPR	HORWITH	CEFX35836
10/10/07	11/19/07	003254187	41156	27,660	49,880	(22,220)	-80.3%	COPR	HORWITH	CEFX35836
10/10/07	11/06/07	003254188	41157	12,480	50,420	(37,940)	-304.0%	COPR	HORWITH	JTLX240
10/10/07	11/06/07	003254189	41158	68,480	49,480	19,000	27.7%	COPR	HORWITH	JTLX240
10/10/07	11/06/07	003254190	41159	68,280	49,580	18,700	27.4%	COPR	HORWITH	JTLX240
10/10/07	11/06/07	003254191	41160	51,880	51,320	560	1.1%	COPR	HORWITH	JTLX240
10/10/07	11/07/07	003254192	41161	11,680	48,400	(36,720)	-314.4%	COPR	HORWITH	MHFX5743
10/10/07	11/07/07	003254193	41162	68,120	51,300	16,820	24.7%	COPR	HORWITH	MHFX5743
10/10/07	11/07/07	003254194	41163	66,540	48,840	17,700	26.6%	COPR	HORWITH	MHFX5743
10/10/07	11/07/07	003254195	41164	48,500	51,060	(2,560)	-5.3%	COPR	HORWITH	MHFX5743
10/10/07	11/07/07	003254196	41165	76,320	51,760	24,560	32.2%	COPR	HORWITH	CEFX35236
10/10/07	11/07/07	003254197	41166	69,660	51,680	17,980	25.8%	COPR	HORWITH	CEFX35236
10/10/07	11/07/07	003254198	41167	28,500	50,040	(21,540)	-75.6%	COPR	HORWITH	CEFX35236
10/10/07	11/07/07	003254199	41168	28,520	51,780	(23,260)	-81.6%	COPR	HORWITH	CEFX35236
10/10/07	11/19/07	003254200	41169	30,600	51,340	(20,740)	-67.8%	COPR	HORWITH	JTLX30130
10/10/07	11/19/07	003254201	41170	67,560	50,020	17,540	26.0%	COPR	HORWITH	JTLX30130

HONEYWELL SA-7 USE HAZARDOUS WASTE TRACKING (2006)										
Date Shipped	Date of Return Manifest	State Manifest	Man. Doc #	Facilty Manifest Weight (lbs)	Estimated Weight (lbs)	Manifest - Estimate (lbs)	Manifest - Estimate (%)	Material	Transporter	RAILCAR #
10/10/07	11/19/07	003254202	41171	29,900	50,620	(20,720)	-69.3%	COPR	HORWITH	JTLX30130
10/10/07	11/19/07	003254203	41172	76,420	49,400	27,020	35.4%	COPR	HORWITH	JTLX30130
10/10/07	11/06/07	003254204	41173	7,460	51,060	(43,600)	-584.5%	COPR	HORWITH	JTLX30139
10/10/07	11/06/07	003254205	41174	76,840	49,980	26,860	35.0%	COPR	HORWITH	JTLX30139
10/10/07	11/06/07	003254206	41175	76,440	50,720	25,720	33.6%	COPR	HORWITH	JTLX30139
10/10/07	11/06/07	003254207	41176	38,500	50,080	(11,580)	-30.1%	COPR	HORWITH	JTLX30139
10/10/07	11/06/07	003254208	41177	67,460	50,180	17,280	25.6%	COPR	HORWITH	CHUX164
10/10/07	11/06/07	003254209	41178	30,180	51,900	(21,720)	-72.0%	COPR	HORWITH	CHUX164
10/10/07	11/06/07	003254210	41179	76,780	50,780	26,000	33.9%	COPR	HORWITH	CHUX164
10/10/07	11/06/07	003254211	41180	30,180	50,020	(19,840)	-65.7%	COPR	HORWITH	CHUX164
10/10/07	11/06/07	003254212	41181	38,500	50,120	(11,620)	-30.2%	COPR	HORWITH	MHFX5719
10/10/07	11/06/07	003254213	41182	68,520	51,380	17,140	25.0%	COPR	HORWITH	MHFX5719
10/10/07	11/06/07	003254214	41183	67,600	51,580	16,020	23.7%	COPR	HORWITH	MHFX5719
10/10/07	11/06/07	003254215	41184	27,840	52,120	(24,280)	-87.2%	COPR	HORWITH	MHFX5719
10/10/07	11/07/07	003254216	41185	45,140	51,980	(6,840)	-15.2%	COPR	HORWITH	JTLX273
10/10/07	11/07/07	003254217	41186	47,040	50,480	(3,440)	-7.3%	COPR	HORWITH	JTLX273
10/10/07	11/07/07	003254218	41187	67,880	50,620	17,260	25.4%	COPR	HORWITH	JTLX273
10/10/07	11/07/07	003254219	41188	40,680	47,500	(6,820)	-16.8%	COPR	HORWITH	JTLX273
10/10/07	11/07/07	003254220	41189	39,400	51,720	(12,320)	-31.3%	COPR	HORWITH	DJLX98504
10/10/07	11/07/07	003254221	41190	67,340	49,680	17,660	26.2%	COPR	HORWITH	DJLX98504
10/11/07	11/07/07	003254222	41191	53,460	50,620	2,840	5.3%	COPR	HORWITH	CEFX35244
10/11/07	11/07/07	003254223	41192	67,480	49,320	18,160	26.9%	COPR	HORWITH	CEFX35244
10/11/07	11/07/07	003254224	41193	67,900	50,380	17,520	25.8%	COPR	HORWITH	CEFX35244
10/11/07	11/07/07	003254225	41194	9,520	49,800	(40,280)	-423.1%	COPR	HORWITH	CEFX35244
10/11/07	11/07/07	003254226	41195	49,940	49,140	800	1.6%	COPR	HORWITH	CHUX313
10/11/07	11/07/07	003254227	41196	67,360	48,540	18,820	27.9%	COPR	HORWITH	CHUX313
10/11/07	11/07/07	003254228	41197	67,480	51,060	16,420	24.3%	COPR	HORWITH	CHUX313
10/11/07	11/07/07	003254229	41198	12,540	50,860	(38,320)	-305.6%	COPR	HORWITH	CHUX313
10/11/07	11/07/07	003254230	41199	58,420	51,080	7,340	12.6%	COPR	HORWITH	CHUX182
10/11/07	11/07/07	003254231	41200	67,980	51,460	16,520	24.3%	COPR	HORWITH	CHUX182
10/11/07	11/07/07	003254232	41201	38,360	50,760	(12,400)	-32.3%	COPR	HORWITH	CHUX182
10/11/07	11/07/07	003254233	41202	38,340	49,640	(11,300)	-29.5%	COPR	HORWITH	CHUX182
10/11/07	11/07/07	003254234	41203	44,720	48,000	(3,280)	-7.3%	COPR	HORWITH	CHUX155
10/11/07	11/07/07	003254235	41204	69,040	50,920	18,120	26.2%	COPR	HORWITH	CHUX155
10/11/07	11/07/07	003254236	41205	14,000	50,020	(36,020)	-257.3%	COPR	HORWITH	CHUX155
10/11/07	11/07/07	003254237	41206	68,860	49,920	18,940	27.5%	COPR	HORWITH	CHUX155
10/11/07	11/07/07	003254238	41207	37,180	50,040	(12,860)	-34.6%	COPR	HORWITH	CEFX35239
10/11/07	11/07/07	003254239	41208	68,280	50,360	17,920	26.2%	COPR	HORWITH	CEFX35239
10/11/07	11/07/07	003254240	41209	68,180	49,240	18,940	27.8%	COPR	HORWITH	CEFX35239
10/11/07	11/07/07	003254241	41210	23,040	49,800	(26,760)	-116.1%	COPR	HORWITH	CEFX35239
10/11/07	11/06/07	003254242	41211	57,280	49,540	7,740	13.5%	COPR	HORWITH	CEFX33362
10/11/07	11/06/07	003254243	41212	67,560	48,980	18,580	27.5%	COPR	HORWITH	CEFX33362
10/11/07	11/06/07	003254244	41213	68,520	48,080	20,440	29.8%	COPR	HORWITH	CEFX33362
10/11/07	11/06/07	003254245	41214	17,060	49,900	(32,840)	-192.5%	COPR	HORWITH	CEFX33362
10/11/07	11/06/07	003254246	41215	67,500	49,140	18,360	27.2%	COPR	HORWITH	CHUX100
10/11/07	11/06/07	003254247	41216	76,740	50,620	26,120	34.0%	COPR	HORWITH	CHUX100
10/11/07	11/06/07	003254248	41217	28,640	48,860	(20,220)	-70.6%	COPR	HORWITH	CHUX100
10/11/07	11/06/07	003254249	41218	28,660	50,380	(21,720)	-75.8%	COPR	HORWITH	CHUX100
10/11/07	11/07/07	003254250	41219	16,880	49,160	(32,280)	-191.2%	COPR	HORWITH	JTLX30170
10/11/07	11/07/07	003254251	41220	76,500	51,280	25,220	33.0%	COPR	HORWITH	JTLX30170
10/11/07	11/07/07	003254252	41221	76,760	51,420	25,340	33.0%	COPR	HORWITH	JTLX30170
10/11/07	11/07/07	003254253	41222	29,400	50,340	(20,940)	-71.2%	COPR	HORWITH	JTLX30170
10/11/07	11/14/07	003254254	41223	76,340	51,600	24,740	32.4%	COPR	HORWITH	JTLX30102
10/11/07	11/14/07	003254255	41224	67,400	50,140	17,260	25.6%	COPR	HORWITH	JTLX30102
10/11/07	11/14/07	003254256	41225	29,920	51,680	(21,760)	-72.7%	COPR	HORWITH	JTLX30102
10/11/07	11/07/07	003254257	41226	52,460	50,500	1,960	3.7%	COPR	HORWITH	CEFX35849
10/11/07	11/14/07	003254258	41227	29,900	50,460	(20,560)	-68.8%	COPR	HORWITH	JTLX30102
10/11/07	11/07/07	003254259	41228	67,500	50,240	17,260	25.6%	COPR	HORWITH	CEFX35849
10/11/07	11/07/07	003254260	41229	73,900	51,320	22,580	30.6%	COPR	HORWITH	CEFX35849
10/11/07	11/07/07	003254261	41230	6,820	49,800	(42,980)	-630.2%	COPR	HORWITH	CEFX35849
10/11/07	11/14/07	003254262	41231	24,180	51,420	(27,240)	-112.7%	COPR	HORWITH	JTLX265
10/11/07	11/14/07	003254263	41232	66,200	51,360	14,840	22.4%	COPR	HORWITH	JTLX265
10/11/07	11/14/07	003254264	41233	67,040	52,180	14,860	22.2%	COPR	HORWITH	JTLX265
10/11/07	11/14/07	003254265	41234	67,780	51,460	16,320	24.1%	COPR	HORWITH	JTLX265
10/11/07	11/14/07	003254266	41235	11,620	51,000	(39,380)	-338.9%	COPR	HORWITH	CHUX327
10/11/07	11/14/07	003254267	41236	68,760	50,240	18,520	26.9%	COPR	HORWITH	CHUX327
10/11/07	11/14/07	003254268	41237	42,980	52,180	(9,200)	-21.4%	COPR	HORWITH	CHUX327
10/11/07	11/14/07	003254269	41238	67,440	51,520	15,920	23.6%	COPR	HORWITH	CHUX327
10/11/07	11/07/07	003254270	41239	69,020	50,240	18,780	27.2%	COPR	HORWITH	CITX300113
10/11/07	11/07/07	003254271	41240	75,320	50,780	24,540	32.6%	COPR	HORWITH	CITX300113
10/11/07	11/07/07	003254272	41241	28,360	50,040	(21,680)	-76.4%	COPR	HORWITH	CITX300113
10/11/07	11/07/07	003254273	41242	28,360	50,320	(21,960)	-77.4%	COPR	HORWITH	CITX300113
10/11/07	11/07/07	003254274	41243	40,540	51,640	(11,100)	-27.4%	COPR	HORWITH	JTLX30106
10/11/07	11/07/07	003254275	41244	77,300	50,480	26,820	34.7%	COPR	HORWITH	JTLX30106

Honeywell

HONEYWELL SA-7 USE HAZARDOUS WASTE TRACKING (2006)										
Date Shipped	Date of Return Manifest	State Manifest	Man. Doc #	Facilty Manifest Weight (lbs)	Estimated Weight (lbs)	Manifest - Estimate (lbs)	Manifest - Estimate (%)	Material	Transporter	RAILCAR #
10/11/07	11/07/07	003254276	41245	68,340	49,980	18,360	26.9%	COPR	HORWITH	JTLX30106
10/11/07	11/07/07	003254277	41246	18,460	49,780	(31,320)	-169.7%	COPR	HORWITH	JTLX30106
10/11/07	11/07/07	003254278	41247	15,460	51,480	(36,020)	-233.0%	COPR	HORWITH	CITX300110
10/11/07	11/07/07	003254279	41248	67,600	49,600	18,000	26.6%	COPR	HORWITH	CITX300110
10/11/07	11/07/07	003254280	41249	76,840	51,480	25,360	33.0%	COPR	HORWITH	CITX300110
10/11/07	11/07/07	003254281	41250	35,940	49,520	(13,580)	-37.8%	COPR	HORWITH	CITX300110
10/11/07	11/07/07	003254282	41251	68,360	50,700	17,660	25.8%	COPR	HORWITH	DJLX98504
10/11/07	11/07/07	003254283	41252	23,580	49,140	(25,560)	-108.4%	COPR	HORWITH	DJLX98504
10/11/07	11/07/07	003254284	41253	38,020	51,020	(13,000)	-34.2%	COPR	HORWITH	CITX300108
10/11/07	11/07/07	003254285	41254	66,640	51,700	14,940	22.4%	COPR	HORWITH	CITX300108
10/11/07	11/07/07	003254286	41255	67,160	49,480	17,680	26.3%	COPR	HORWITH	CITX300108
10/11/07	11/07/07	003254287	41256	38,980	49,960	(10,980)	-28.2%	COPR	HORWITH	JTLX30151
10/11/07	11/07/07	003254288	41257	28,540	50,380	(21,840)	-76.5%	COPR	HORWITH	CITX300108
10/11/07	11/07/07	003254289	41258	69,360	51,340	18,020	26.0%	COPR	HORWITH	JTLX30151
10/11/07	11/07/07	003254290	41259	67,620	50,840	16,780	24.8%	COPR	HORWITH	JTLX30151
10/11/07	11/07/07	003254291	41260	29,860	50,660	(20,800)	-69.7%	COPR	HORWITH	JTLX30151
10/12/07	11/07/07	003254292	41261	10,120	50,080	(39,960)	-394.9%	COPR	HORWITH	MHFX5770
10/12/07	11/07/07	003254293	41262	76,940	50,620	26,320	34.2%	COPR	HORWITH	MHFX5770
10/12/07	11/07/07	003254294	41263	76,420	49,540	26,880	35.2%	COPR	HORWITH	MHFX5770
10/12/07	11/07/07	003254295	41264	39,520	51,140	(11,620)	-29.4%	COPR	HORWITH	MHFX5770
10/12/07	11/07/07	003254296	41265	45,440	50,780	(5,340)	-11.8%	COPR	HORWITH	CEFX35843
10/12/07	11/07/07	003254297	41266	68,600	50,860	17,740	25.9%	COPR	HORWITH	CEFX35843
10/12/07	11/07/07	003254298	41267	76,480	50,780	25,700	33.6%	COPR	HORWITH	CEFX35843
10/12/07	11/07/07	003254299	41268	10,100	49,100	(39,000)	-386.1%	COPR	HORWITH	CEFX35843
10/12/07	11/07/07	003254300	41269	45,860	51,120	(5,260)	-11.5%	COPR	HORWITH	CEFX33323
10/12/07	11/07/07	003254301	41270	22,380	51,620	(29,240)	-130.7%	COPR	HORWITH	CEFX33323
10/12/07	11/07/07	003254302	41271	67,380	50,160	17,220	25.6%	COPR	HORWITH	CEFX33323
10/12/07	11/07/07	003254303	41272	67,800	51,980	15,820	23.3%	COPR	HORWITH	CEFX33323
10/12/07	11/07/07	003254304	41273	46,440	50,880	(4,440)	-9.6%	COPR	HORWITH	CEFX33511
10/12/07	11/07/07	003254305	41274	67,400	51,480	15,920	23.6%	COPR	HORWITH	CEFX33511
10/12/07	11/07/07	003254306	41275	66,640	51,600	15,040	22.6%	COPR	HORWITH	CEFX33511
10/12/07	11/07/07	003254307	41276	20,600	48,520	(27,920)	-135.5%	COPR	HORWITH	CEFX33511
10/12/07	11/07/07	003254308	41277	19,900	48,280	(28,380)	-142.6%	COPR	HORWITH	CEFX33529
10/12/07	11/07/07	003254309	41278	76,320	49,340	26,980	35.4%	COPR	HORWITH	CEFX33529
10/12/07	11/07/07	003254310	41279	76,880	49,360	27,520	35.8%	COPR	HORWITH	CEFX33529
10/12/07	11/07/07	003254311	41280	21,840	48,180	(26,340)	-120.6%	COPR	HORWITH	CEFX33529
10/12/07	11/07/07	003254312	41281	67,300	50,880	16,420	24.4%	COPR	HORWITH	NRLX585537
10/12/07	11/07/07	003254313	41282	76,500	49,900	26,600	34.8%	COPR	HORWITH	NRLX585537
10/12/07	11/07/07	003254314	41283	28,320	49,580	(21,260)	-75.1%	COPR	HORWITH	NRLX585537
10/12/07	11/07/07	003254315	41284	28,320	51,420	(23,100)	-81.6%	COPR	HORWITH	NRLX585537
10/12/07	11/07/07	003254316	41285	29,660	51,820	(22,160)	-74.7%	COPR	HORWITH	JTLX30129
10/12/07	11/07/07	003254317	41286	77,200	51,680	25,520	33.1%	COPR	HORWITH	JTLX30129
10/12/07	11/07/07	003254318	41287	67,740	49,860	17,880	26.4%	COPR	HORWITH	JTLX30129
10/12/07	11/07/07	003254319	41288	30,000	51,120	(21,120)	-70.4%	COPR	HORWITH	JTLX30129
10/12/07	11/07/07	003254320	41289	29,500	52,200	(22,700)	-76.9%	COPR	HORWITH	CEFX31035
10/12/07	11/07/07	003254321	41290	67,440	48,900	18,540	27.5%	COPR	HORWITH	CEFX31035
10/12/07	11/07/07	003254322	41291	64,780	50,480	14,300	22.1%	COPR	HORWITH	CEFX31035
10/12/07	11/07/07	003254323	41292	39,300	51,540	(12,240)	-31.1%	COPR	HORWITH	CEFX31035
10/12/07	11/07/07	003254324	41293	15,520	50,180	(34,660)	-223.3%	COPR	HORWITH	MHFX5699
10/12/07	11/07/07	003254325	41294	48,060	52,100	(4,040)	-8.4%	COPR	HORWITH	MHFX5699
10/12/07	11/07/07	003254326	41295	44,780	49,040	(4,260)	-9.5%	COPR	HORWITH	MHFX5699
10/12/07	11/07/07	003254327	41296	90,180	50,960	39,220	43.5%	COPR	HORWITH	MHFX5699
10/12/07	11/07/07	003254328	41297	26,560	49,780	(23,220)	-87.4%	COPR	HORWITH	JTLX30131
10/12/07	11/07/07	003254329	41298	67,120	48,760	18,360	27.4%	COPR	HORWITH	JTLX30131
10/12/07	11/07/07	003254330	41299	38,060	51,140	(13,080)	-34.4%	COPR	HORWITH	NRLX526257
10/12/07	11/07/07	003254331	41300	66,100	51,940	14,160	21.4%	COPR	HORWITH	JTLX30131
10/12/07	11/07/07	003254332	41301	37,560	52,080	(14,520)	-38.7%	COPR	HORWITH	JTLX30131
10/12/07	11/07/07	003254333	41302	68,660	51,280	17,380	25.3%	COPR	HORWITH	NRLX526257
10/12/07	11/07/07	003254334	41303	67,800	50,320	17,480	25.8%	COPR	HORWITH	NRLX526257
10/12/07	11/07/07	003254335	41304	24,100	51,300	(27,200)	-112.9%	COPR	HORWITH	NRLX526257
10/12/07	11/07/07	003254336	41305	10,780	51,400	(40,620)	-376.8%	COPR	HORWITH	JTLX30125
10/12/07	11/07/07	003254337	41306	76,720	50,660	26,060	34.0%	COPR	HORWITH	JTLX30125
10/12/07	11/07/07	003254338	41307	76,320	50,860	25,460	33.4%	COPR	HORWITH	JTLX30125
10/12/07	11/07/07	003254339	41308	39,620	49,420	(9,800)	-24.7%	COPR	HORWITH	JTLX30125
10/12/07	11/07/07	003254340	41309	66,280	52,360	13,920	21.0%	COPR	HORWITH	JTLX30140
10/12/07	11/07/07	003254341	41310	76,880	50,720	26,160	34.0%	COPR	HORWITH	JTLX30140
10/12/07	11/07/07	003254342	41311	28,340	50,600	(22,260)	-78.5%	COPR	HORWITH	JTLX30140
10/12/07	11/07/07	003254343	41312	28,340	51,700	(23,360)	-82.4%	COPR	HORWITH	JTLX30140
10/12/07	11/07/07	003254344	41313	68,520	50,360	18,160	26.5%	COPR	HORWITH	JTLX30154
10/12/07	11/07/07	003254345	41314	33,540	52,060	(18,520)	-55.2%	COPR	HORWITH	JTLX30154
10/12/07	11/07/07	003254346	41315	67,860	50,860	17,000	25.1%	COPR	HORWITH	JTLX30154
10/12/07	11/07/07	003254347	41316	46,920	49,560	(2,640)	-5.6%	COPR	HORWITH	CEFX33544
10/12/07	11/07/07	003254348	41317	76,360	50,180	26,180	34.3%	COPR	HORWITH	CEFX33544
10/12/07	11/07/07	003254349	41318	33,560	50,160	(16,600)	-49.5%	COPR	HORWITH	JTLX30154

HONEYWELL SA-7 USE HAZARDOUS WASTE TRACKING (2006)										
Date Shipped	Date of Return Manifest	State Manifest	Man. Doc #	Facilty Manifest Weight (lbs)	Estimated Weight (lbs)	Manifest - Estimate (lbs)	Manifest - Estimate (%)	Material	Transporter	RAILCAR #
10/12/07	11/07/07	003254350	41319	38,620	50,680	(12,060)	-31.2%	COPR	HORWITH	CEFX33544
10/12/07	11/07/07	003254351	41320	38,600	50,720	(12,120)	-31.4%	COPR	HORWITH	CEFX33544
10/12/07	11/07/07	003254352	41321	68,640	50,540	18,100	26.4%	COPR	HORWITH	CITX300028
10/12/07	11/07/07	003254353	41322	48,520	51,280	(2,760)	-5.7%	COPR	HORWITH	CITX300028
10/12/07	11/07/07	003254354	41323	48,980	50,320	(1,340)	-2.7%	COPR	HORWITH	CITX300028
10/12/07	11/07/07	003254355	41324	32,980	49,660	(16,680)	-50.6%	COPR	HORWITH	CITX300028
10/12/07	11/07/07	003254356	41325	47,620	49,640	(2,020)	-4.2%	COPR	HORWITH	CITX300016
10/12/07	11/07/07	003254357	41326	76,880	50,200	26,680	34.7%	COPR	HORWITH	CITX300016
10/12/07	11/07/07	003254358	41327	64,940	50,460	14,480	22.3%	COPR	HORWITH	CITX300016
10/12/07	11/07/07	003254359	41328	7,640	50,280	(42,640)	-558.1%	COPR	HORWITH	CITX300016
10/12/07	11/07/07	003254360	41329	57,260	51,700	5,560	9.7%	COPR	HORWITH	JTLX30105
10/12/07	11/07/07	003254361	41330	76,820	49,960	26,860	35.0%	COPR	HORWITH	JTLX30105
10/15/07	11/07/07	003254362	41331	11,520	50,240	(38,720)	-336.1%	COPR	HORWITH	CHUX215
10/15/07	11/07/07	003254363	41332	68,460	49,320	19,140	28.0%	COPR	HORWITH	CHUX215
10/15/07	11/07/07	003254364	41333	77,100	48,960	28,140	36.5%	COPR	HORWITH	CHUX215
10/15/07	11/07/07	003254365	41334	41,520	49,440	(7,920)	-19.1%	COPR	HORWITH	CHUX215
10/15/07	11/07/07	003254366	41335	29,880	48,000	(18,120)	-60.6%	COPR	HORWITH	CHUX213
10/15/07	11/07/07	003254367	41336	67,680	51,200	16,480	24.3%	COPR	HORWITH	CHUX213
10/15/07	11/07/07	003254368	41337	76,660	51,060	25,600	33.4%	COPR	HORWITH	CHUX213
10/15/07	11/07/07	003254369	41338	23,020	50,300	(27,280)	-118.5%	COPR	HORWITH	CHUX213
10/15/07	11/06/07	003254370	41339	20,920	52,000	(31,080)	-148.6%	COPR	HORWITH	CHUX208
10/15/07	11/06/07	003254371	41340	68,180	50,940	17,240	25.3%	COPR	HORWITH	CHUX208
10/15/07	11/06/07	003254372	41341	67,660	49,840	17,820	26.3%	COPR	HORWITH	CHUX208
10/15/07	11/06/07	003254373	41342	46,760	51,560	(4,800)	-10.3%	COPR	HORWITH	CHUX208
10/15/07	11/06/07	003254374	41343	67,500	52,100	15,400	22.8%	COPR	HORWITH	CEFX35821
10/15/07	11/06/07	003254375	41344	76,600	48,140	28,460	37.2%	COPR	HORWITH	CEFX35821
10/15/07	11/06/07	003254376	41345	26,540	50,120	(23,580)	-88.8%	COPR	HORWITH	CEFX35821
10/15/07	11/06/07	003254377	41346	26,540	48,040	(21,500)	-81.0%	COPR	HORWITH	CEFX35821
10/15/07	11/07/07	003254378	41347	53,720	50,820	2,900	5.4%	COPR	HORWITH	CITX300164
10/15/07	11/07/07	003254379	41348	77,240	51,220	26,020	33.7%	COPR	HORWITH	CITX300164
10/15/07	11/07/07	003254380	41349	34,580	50,840	(16,260)	-47.0%	COPR	HORWITH	CITX300164
10/15/07	11/07/07	003254381	41350	34,560	49,000	(14,440)	-41.8%	COPR	HORWITH	CITX300164
10/15/07	11/06/07	003254382	41351	38,300	50,980	(12,680)	-33.1%	COPR	HORWITH	MHFX5783
10/15/07	11/06/07	003254383	41352	68,020	50,000	18,020	26.5%	COPR	HORWITH	MHFX5783
10/15/07	11/06/07	003254384	41353	59,120	49,320	9,800	16.6%	COPR	HORWITH	MHFX5783
10/15/07	11/06/07	003254385	41354	38,300	48,900	(10,600)	-27.7%	COPR	HORWITH	MHFX5783
10/15/07	11/06/07	003254386	41355	44,720	48,420	(3,700)	-8.3%	COPR	HORWITH	NRLX526244
10/15/07	11/06/07	003254388	41356	68,900	50,280	18,620	27.0%	COPR	HORWITH	NRLX526244
10/15/07	11/06/07	003254389	41357	68,560	50,760	17,800	26.0%	COPR	HORWITH	NRLX526244
10/15/07	11/06/07	003254390	41358	17,660	51,140	(33,480)	-189.6%	COPR	HORWITH	NRLX526244
10/15/07	11/06/07	003254391	41359	14,380	49,660	(35,280)	-245.3%	COPR	HORWITH	CHUX104
10/15/07	11/06/07	003254392	41360	67,480	49,600	17,880	26.5%	COPR	HORWITH	CHUX104
10/15/07	11/06/07	003254393	41361	67,420	52,140	15,280	22.7%	COPR	HORWITH	CHUX104
10/15/07	11/06/07	003254394	41362	48,360	51,780	(3,420)	-7.1%	COPR	HORWITH	CHUX104
10/15/07	11/06/07	003254395	41363	48,220	51,140	(2,920)	-6.1%	COPR	HORWITH	CHUX196
10/15/07	11/06/07	003254396	41364	45,360	50,320	(4,960)	-10.9%	COPR	HORWITH	CHUX196
10/15/07	11/06/07	003254397	41365	76,800	48,940	27,860	36.3%	COPR	HORWITH	CHUX196
10/15/07	11/06/07	003254398	41366	36,660	50,360	(13,700)	-37.4%	COPR	HORWITH	CHUX196
10/15/07	11/07/07	003254399	41367	32,600	51,600	(19,000)	-58.3%	COPR	HORWITH	JTLX30105
10/15/07	11/07/07	003254400	41368	32,620	48,360	(15,740)	-48.3%	COPR	HORWITH	JTLX30105
10/15/07	11/06/07	003254401	41369	68,420	50,760	17,660	25.8%	COPR	HORWITH	JTLX252
10/15/07	11/06/07	003254402	41370	68,680	51,400	17,280	25.2%	COPR	HORWITH	JTLX252
10/15/07	11/06/07	003254403	41371	34,360	50,020	(15,660)	-45.6%	COPR	HORWITH	JTLX252
10/15/07	11/06/07	003254404	41372	34,360	51,700	(17,340)	-50.5%	COPR	HORWITH	JTLX252
10/15/07	11/06/07	003254405	41373	66,900	51,700	15,200	22.7%	COPR	HORWITH	JTLX4058
10/15/07	11/06/07	003254406	41374	67,760	50,980	16,780	24.8%	COPR	HORWITH	JTLX4058
10/15/07	11/06/07	003254407	41375	33,660	51,620	(17,960)	-53.4%	COPR	HORWITH	JTLX4058
10/15/07	11/07/07	003254408	41376	14,980	50,400	(35,420)	-236.4%	COPR	HORWITH	CEFX35241
10/15/07	11/06/07	003254409	41377	33,640	50,220	(16,580)	-49.3%	COPR	HORWITH	JTLX4058
10/15/07	11/07/07	003254410	41378	76,640	51,260	25,380	33.1%	COPR	HORWITH	CEFX35241
10/15/07	11/07/07	003254411	41379	77,880	50,100	27,780	35.7%	COPR	HORWITH	CEFX35241
10/15/07	11/07/07	003254412	41380	32,380	51,120	(18,740)	-57.9%	COPR	HORWITH	CEFX35241
10/15/07	11/06/07	003254413	41381	47,780	49,940	(2,160)	-4.5%	COPR	HORWITH	NRLX585659
10/15/07	11/06/07	003254414	41382	47,840	52,220	(4,380)	-9.2%	COPR	HORWITH	NRLX585659
10/15/07	11/06/07	003254415	41383	45,480	51,760	(6,280)	-13.8%	COPR	HORWITH	NRLX585659
10/15/07	11/06/07	003254416	41384	59,920	52,280	7,640	12.8%	COPR	HORWITH	NRLX585659
10/15/07	11/06/07	003254417	41385	8,960	49,000	(40,040)	-446.9%	COPR	HORWITH	MHFX5796
10/15/07	11/06/07	003254418	41386	67,840	50,880	16,960	25.0%	COPR	HORWITH	MHFX5796
10/15/07	11/06/07	003254419	41387	67,240	50,140	17,100	25.4%	COPR	HORWITH	MHFX5796
10/15/07	11/06/07	003254420	41388	63,480	48,600	14,880	23.4%	COPR	HORWITH	HLMX1101
10/15/07	11/06/07	003254421	41389	36,820	50,760	(13,940)	-37.9%	COPR	HORWITH	HLMX1101
10/15/07	11/06/07	003254422	41390	54,120	49,940	4,180	7.7%	COPR	HORWITH	MHFX5796
10/15/07	11/06/07	003254423	41391	32,500	51,100	(18,600)	-57.2%	COPR	HORWITH	HLMX1101
10/15/07	11/06/07	003254424	41392	68,440	50,240	18,200	26.6%	COPR	HORWITH	HLMX1101

Honeywell

HONEYWELL SA-7 USE HAZARDOUS WASTE TRACKING (2006)										
Date Shipped	Date of Return Manifest	State Manifest	Man. Doc #	Facilty Manifest Weight (lbs)	Estimated Weight (lbs)	Manifest - Estimate (lbs)	Manifest - Estimate (%)	Material	Transporter	RAILCAR #
10/15/07	11/14/07	003254425	41393	76,080	49,900	26,180	34.4%	COPR	HORWITH	CEFX31042
10/15/07	11/14/07	003254426	41394	77,660	48,000	29,660	38.2%	COPR	HORWITH	CEFX31042
10/15/07	11/14/07	003254427	41395	15,700	50,340	(34,640)	-220.6%	COPR	HORWITH	CEFX31042
10/15/07	11/14/07	003254428	41396	15,680	48,420	(32,740)	-208.8%	COPR	HORWITH	CEFX31042
10/15/07	11/14/07	003254429	41397	7,400	50,600	(43,200)	-583.8%	COPR	HORWITH	MHFX5657
10/15/07	11/14/07	003254430	41398	76,480	50,900	25,580	33.4%	COPR	HORWITH	MHFX5657
10/15/07	11/14/07	003254431	41399	77,900	51,320	26,580	34.1%	COPR	HORWITH	MHFX5657
10/16/07	11/14/07	000857824	41400	43,540	51,180	(7,640)	-17.5%	COPR	HORWITH	MHFX5657
10/16/07	11/14/07	000857825	41401	39,720	49,520	(9,800)	-24.7%	COPR	HORWITH	CHUX198
10/16/07	11/14/07	000857826	41402	41,300	50,140	(8,840)	-21.4%	COPR	HORWITH	CEFX35820
10/16/07	11/14/07	000857827	41403	67,680	50,640	17,040	25.2%	COPR	HORWITH	CEFX35820
10/16/07	11/14/07	003254432	41404	75,820	50,720	25,100	33.1%	COPR	HORWITH	CHUX198
10/16/07	11/14/07	003254433	41405	67,620	51,680	15,940	23.6%	COPR	HORWITH	CHUX198
10/16/07	11/14/07	003254434	41406	18,320	50,220	(31,900)	-174.1%	COPR	HORWITH	CHUX198
10/16/07	11/14/07	003254435	41407	57,980	50,760	7,220	12.5%	COPR	HORWITH	CEFX32187
10/16/07	11/14/07	003254436	41408	34,260	51,620	(17,360)	-50.7%	COPR	HORWITH	CEFX32187
10/16/07	11/14/07	003254437	41409	76,660	51,620	25,040	32.7%	COPR	HORWITH	CEFX32187
10/16/07	11/14/07	003254438	41410	34,240	50,360	(16,120)	-47.1%	COPR	HORWITH	CEFX32187
10/16/07	11/14/07	003254439	41411	24,480	49,860	(25,380)	-103.7%	COPR	HORWITH	CEFX35820
10/16/07	11/14/07	003254440	41412	67,340	51,900	15,440	22.9%	COPR	HORWITH	CEFX35820
10/16/07	11/14/07	003254441	41413	25,300	49,000	(23,700)	-93.7%	COPR	HORWITH	NRLX526176
10/16/07	11/14/07	003254442	41414	67,720	49,280	18,440	27.2%	COPR	HORWITH	NRLX526176
10/16/07	11/14/07	003254443	41415	67,440	50,340	17,100	25.4%	COPR	HORWITH	NRLX526176
10/16/07	11/14/07	003254444	41416	39,420	51,100	(11,680)	-29.6%	COPR	HORWITH	NRLX526176
10/16/07	11/14/07	003254445	41417	9,400	49,560	(40,160)	-427.2%	COPR	HORWITH	NRLX526248
10/16/07	11/14/07	003254446	41418	69,720	51,880	17,840	25.6%	COPR	HORWITH	NRLX526248
10/16/07	11/14/07	003254447	41419	55,920	51,320	4,600	8.2%	COPR	HORWITH	NRLX526248
10/16/07	11/14/07	003254448	41420	69,280	51,140	18,140	26.2%	COPR	HORWITH	NRLX526248
10/16/07	11/14/07	003254449	41421	67,620	50,180	17,440	25.8%	COPR	HORWITH	NRLX527651
10/16/07	11/14/07	003254450	41422	67,800	48,080	19,720	29.1%	COPR	HORWITH	NRLX527651
10/16/07	11/14/07	003254451	41423	28,900	47,440	(18,540)	-64.2%	COPR	HORWITH	NRLX527651
10/16/07	11/14/07	003254452	41424	28,900	49,540	(20,640)	-71.4%	COPR	HORWITH	NRLX527651
10/16/07	12/17/07	003254453	41425	32,260	48,520	(16,260)	-50.4%	COPR	HORWITH	JTLX30156
10/16/07	12/17/07	003254454	41426	68,220	50,100	18,120	26.6%	COPR	HORWITH	JTLX30156
10/16/07	12/17/07	003254455	41427	76,980	47,500	29,480	38.3%	COPR	HORWITH	JTLX30156
10/16/07	12/17/07	003254456	41428	17,600	51,740	(34,140)	-194.0%	COPR	HORWITH	JTLX30156
10/16/07	12/12/07	003254457	41429	68,520	50,720	17,800	26.0%	COPR	HORWITH	HLMX1223
10/16/07	12/12/07	003254458	41430	69,440	51,200	18,240	26.3%	COPR	HORWITH	HLMX1223
10/16/07	12/12/07	003254459	41431	34,320	51,920	(17,600)	-51.3%	COPR	HORWITH	HLMX1223
10/16/07	12/12/07	003254460	41432	34,340	50,800	(16,460)	-47.9%	COPR	HORWITH	HLMX1223
10/16/07	11/14/07	003254461	41433	59,880	52,100	7,780	13.0%	COPR	HORWITH	CHUX162
10/16/07	11/14/07	003254462	41434	76,480	48,300	28,180	36.8%	COPR	HORWITH	CHUX162
10/16/07	11/14/07	003254463	41435	33,560	49,660	(16,100)	-48.0%	COPR	HORWITH	CHUX162
10/16/07	11/14/07	003254464	41436	33,560	50,760	(17,200)	-51.3%	COPR	HORWITH	CHUX162
10/16/07	11/14/07	003254465	41437	76,320	50,520	25,800	33.8%	COPR	HORWITH	NRLX527536
10/16/07	11/14/07	003254466	41438	77,200	52,140	25,060	32.5%	COPR	HORWITH	NRLX527536
10/16/07	11/14/07	003254467	41439	24,660	50,920	(26,260)	-106.5%	COPR	HORWITH	NRLX527536
10/16/07	11/14/07	003254468	41440	24,640	50,340	(25,700)	-104.3%	COPR	HORWITH	NRLX527536
10/16/07	11/19/07	003254469	41441	65,680	51,380	14,300	21.8%	COPR	HORWITH	NDYX320461
10/16/07	11/19/07	003254470	41442	77,100	50,700	26,400	34.2%	COPR	HORWITH	NDYX320461
10/16/07	11/19/07	003254471	41443	29,440	50,620	(21,180)	-71.9%	COPR	HORWITH	NDYX320461
10/16/07	11/19/07	003254472	41444	38,040	48,000	(9,960)	-26.2%	COPR	HORWITH	CHUX329
10/16/07	11/19/07	003254473	41445	29,460	51,220	(21,760)	-73.9%	COPR	HORWITH	NDYX320461
10/16/07	11/19/07	003254474	41446	76,820	50,160	26,660	34.7%	COPR	HORWITH	CHUX329
10/16/07	11/19/07	003254475	41447	67,540	49,680	17,860	26.4%	COPR	HORWITH	CHUX329
10/16/07	11/19/07	003254476	41448	38,820	50,160	(11,340)	-29.2%	COPR	HORWITH	CHUX330
10/16/07	11/19/07	003254477	41449	10,700	49,740	(39,040)	-364.9%	COPR	HORWITH	CHUX329
10/16/07	11/19/07	003254478	41450	69,320	50,220	19,100	27.6%	COPR	HORWITH	CHUX330
10/16/07	11/19/07	003254479	41451	67,980	50,680	17,300	25.4%	COPR	HORWITH	CHUX330
10/16/07	11/19/07	003254480	41452	22,680	50,940	(28,260)	-124.6%	COPR	HORWITH	CHUX330
10/16/07	11/19/07	003254481	41453	12,160	50,220	(38,060)	-313.0%	COPR	HORWITH	NDYX320320
10/16/07	11/19/07	003254482	41454	76,860	52,420	24,440	31.8%	COPR	HORWITH	NDYX320320
10/16/07	11/19/07	003254483	41455	38,820	51,980	(13,160)	-33.9%	COPR	HORWITH	NDYX320320
10/16/07	11/19/07	003254484	41456	76,400	50,360	26,040	34.1%	COPR	HORWITH	NDYX320320
10/16/07	11/07/07	003254485	41457	45,960	51,620	(5,660)	-12.3%	COPR	HORWITH	CHUX315
10/16/07	11/07/07	003254486	41458	67,760	49,700	18,060	26.7%	COPR	HORWITH	CHUX315
10/16/07	11/07/07	003254487	41459	19,180	50,000	(30,820)	-160.7%	COPR	HORWITH	CHUX315
10/16/07	11/07/07	003254488	41460	67,080	50,760	16,320	24.3%	COPR	HORWITH	CHUX315
10/16/07	11/19/07	003254489	41461	15,620	49,520	(33,900)	-217.0%	COPR	HORWITH	CITX300165
10/16/07	11/19/07	003254490	41462	67,920	50,680	17,240	25.4%	COPR	HORWITH	CITX300165
10/16/07	11/19/07	003254491	41463	76,640	49,500	27,140	35.4%	COPR	HORWITH	CITX300165
10/16/07	11/19/07	003254492	41464	39,140	50,380	(11,240)	-28.7%	COPR	HORWITH	CITX300165
10/16/07	11/19/07	003254493	41465	9,580	51,460	(41,880)	-437.2%	COPR	HORWITH	CITX300166
10/16/07	11/19/07	003254494	41466	67,840	50,780	17,060	25.1%	COPR	HORWITH	CITX300166

Honeywell

HONEYWELL SA-7 USE HAZARDOUS WASTE TRACKING (2006)										
Date Shipped	Date of Return Manifest	State Manifest	Man. Doc #	Facilty Manifest Weight (lbs)	Estimated Weight (lbs)	Manifest - Estimate (lbs)	Manifest - Estimate (%)	Material	Transporter	RAILCAR #
10/16/07	11/19/07	003254495	41467	55,400	50,180	5,220	9.4%	COPR	HORWITH	CITX300166
10/16/07	11/14/07	003254496	41468	19,180	50,900	(31,720)	-165.4%	COPR	HORWITH	NRLX526102
10/16/07	11/19/07	003254497	41469	67,100	50,320	16,780	25.0%	COPR	HORWITH	CITX300166
10/17/07	11/14/07	003254498	41470	67,480	50,160	17,320	25.7%	COPR	HORWITH	NRLX526102
10/17/07	11/14/07	003254499	41471	66,800	50,180	16,620	24.9%	COPR	HORWITH	NRLX526102
10/17/07	11/14/07	003254500	41472	44,540	48,420	(3,880)	-8.7%	COPR	HORWITH	NRLX526102
10/17/07	11/14/07	003245502	41473	76,600	50,620	25,980	33.9%	COPR	HORWITH	CEFX35846
10/17/07	11/14/07	003245503	41474	69,040	50,880	18,160	26.3%	COPR	HORWITH	CEFX35846
10/17/07	11/14/07	003245504	41475	28,240	50,680	(22,440)	-79.5%	COPR	HORWITH	CEFX35846
10/17/07	11/14/07	003245505	41476	28,240	50,920	(22,680)	-80.3%	COPR	HORWITH	CEFX35846
10/17/07	11/19/07	003245506	41477	68,220	50,980	17,240	25.3%	COPR	HORWITH	CHUX223
10/17/07	11/19/07	003245507	41478	55,780	51,100	4,680	8.4%	COPR	HORWITH	CHUX223
10/17/07	11/19/07	003245508	41479	67,920	51,040	16,880	24.9%	COPR	HORWITH	CHUX223
10/17/07	11/19/07	003245509	41480	6,820	51,520	(44,700)	-655.4%	COPR	HORWITH	CHUX223
10/17/07	11/07/07	003245510	41481	58,760	50,400	8,360	14.2%	COPR	HORWITH	JTLX152
10/17/07	11/07/07	003245511	41482	67,900	49,920	17,980	26.5%	COPR	HORWITH	JTLX152
10/17/07	11/07/07	003245512	41483	51,080	51,180	(100)	-0.2%	COPR	HORWITH	JTLX152
10/17/07	11/07/07	003245513	41484	21,620	50,340	(28,720)	-132.8%	COPR	HORWITH	JTLX152
10/17/07	11/07/07	003245514	41485	52,240	50,420	1,820	3.5%	COPR	HORWITH	JTLX30104
10/17/07	11/07/07	003245515	41486	8,780	49,060	(40,280)	-458.8%	COPR	HORWITH	JTLX30104
10/17/07	11/07/07	003245516	41487	67,260	51,020	16,240	24.1%	COPR	HORWITH	JTLX30104
10/17/07	11/07/07	003245517	41488	67,940	50,380	17,560	25.8%	COPR	HORWITH	JTLX30104
10/17/07	11/07/07	003245518	41489	41,700	48,040	(6,340)	-15.2%	COPR	HORWITH	JTLX267
10/17/07	11/07/07	003245519	41490	67,460	48,240	19,220	28.5%	COPR	HORWITH	JTLX267
10/17/07	11/07/07	003245520	41491	66,600	47,360	19,240	28.9%	COPR	HORWITH	JTLX267
10/17/07	11/07/07	003245521	41492	13,880	48,400	(34,520)	-248.7%	COPR	HORWITH	JTLX267
10/17/07	11/07/07	003245522	41493	14,160	48,360	(34,200)	-241.5%	COPR	HORWITH	CEFX35245
10/17/07	11/07/07	003245523	41494	75,980	48,940	27,040	35.6%	COPR	HORWITH	CEFX35245
10/17/07	11/07/07	003245524	41495	77,020	49,740	27,280	35.4%	COPR	HORWITH	CEFX35245
10/17/07	11/07/07	003245525	41496	26,660	50,700	(24,040)	-90.2%	COPR	HORWITH	CEFX35245
10/17/07	11/14/07	003245526	41497	37,900	51,200	(13,300)	-35.1%	COPR	HORWITH	JTLX30117
10/17/07	11/14/07	003245527	41498	76,560	51,160	25,400	33.2%	COPR	HORWITH	JTLX30117
10/17/07	11/14/07	003245528	41499	77,240	51,440	25,800	33.4%	COPR	HORWITH	JTLX30117
10/17/07	11/14/07	003245529	41500	59,000	52,160	6,840	11.6%	COPR	HORWITH	JTLX30150
10/17/07	11/14/07	003245530	41501	9,600	50,880	(41,280)	-430.0%	COPR	HORWITH	JTLX30117
10/17/07	11/14/07	003245531	41502	67,980	50,740	17,240	25.4%	COPR	HORWITH	JTLX30150
10/17/07	11/14/07	003245532	41503	47,980	52,100	(4,120)	-8.6%	COPR	HORWITH	JTLX30150
10/17/07	11/14/07	003245533	41504	27,600	51,200	(23,600)	-85.5%	COPR	HORWITH	JTLX30150
10/17/07	11/14/07	003245534	41505	65380	50,160	15,220	23.3%	COPR	HORWITH	NRLX528376
10/17/07	11/14/07	003245535	41506	8,460	49,860	(41,400)	-489.4%	COPR	HORWITH	NRLX528376
10/17/07	11/14/07	003245536	41507	9,440	48,700	(39,260)	-415.9%	COPR	HORWITH	NRLX527656
10/17/07	11/14/07	003245537	41508	61,260	50,460	10,800	17.6%	COPR	HORWITH	NRLX527656
10/17/07	11/14/07	003245538	41509	67,360	49,780	17,580	26.1%	COPR	HORWITH	NRLX527656
10/17/07	11/14/07	003245539	41510	59,860	51,300	8,560	14.3%	COPR	HORWITH	NRLX527656
10/17/07	11/14/07	003245540	41511	75,640	51,340	24,300	32.1%	COPR	HORWITH	NRLX527572
10/17/07	11/14/07	003245541	41512	67,080	52,200	14,880	22.2%	COPR	HORWITH	NRLX527572
10/17/07	11/14/07	003245542	41513	30,160	51,500	(21,340)	-70.8%	COPR	HORWITH	NRLX527572
10/17/07	11/14/07	003245543	41514	30,180	51,160	(20,980)	-69.5%	COPR	HORWITH	NRLX527572
10/17/07	11/14/07	003245544	41515	48,760	49,520	(760)	-1.6%	COPR	HORWITH	NRLX526008
10/17/07	11/07/07	003245545	41516	67,420	50,480	16,940	25.1%	COPR	HORWITH	NRLX526008
10/17/07	11/07/07	003245546	41517	66,560	49,920	16,640	25.0%	COPR	HORWITH	NRLX526008
10/17/07	11/07/07	003245547	41518	15,260	52,320	(37,060)	-242.9%	COPR	HORWITH	NRLX526008
10/17/07	11/14/07	003245548	41519	39,460	50,880	(11,420)	-28.9%	COPR	HORWITH	NRLX527564
10/17/07	11/14/07	003245549	41520	21,820	50,860	(29,040)	-133.1%	COPR	HORWITH	NRLX527564
10/17/07	11/14/07	003245550	41521	17,060	51,960	(34,900)	-204.6%	COPR	HORWITH	NRLX526064
10/17/07	11/14/07	003245551	41522	76,300	52,220	24,080	31.6%	COPR	HORWITH	NRLX527564
10/17/07	11/14/07	003245552	41523	67,460	50,740	16,720	24.8%	COPR	HORWITH	NRLX527564
10/17/07	11/14/07	003245553	41524	68,140	49,720	18,420	27.0%	COPR	HORWITH	NRLX527664
10/17/07	11/14/07	003245554	41525	44,300	51,320	(7,020)	-15.8%	COPR	HORWITH	NRLX526064
10/17/07	11/14/07	003245555	41526	67,720	49,620	18,100	26.7%	COPR	HORWITH	NRLX526064
10/17/07	11/14/07	003245556	41527	67,180	48,780	18,400	27.4%	COPR	HORWITH	NRLX526064
10/17/07	11/14/07	003245557	41528	77,320	50,960	26,360	34.1%	COPR	HORWITH	NRLX527664
10/17/07	11/14/07	003245558	41529	25,600	50,700	(25,100)	-98.0%	COPR	HORWITH	NRLX527664
10/17/07	11/14/07	003245559	41530	25,600	50,220	(24,620)	-96.2%	COPR	HORWITH	NRLX527664
10/17/07	11/14/07	003245560	41531	43,080	48,780	(5,700)	-13.2%	COPR	HORWITH	NRLX526114
10/17/07	11/14/07	003245561	41532	67,280	50,420	16,860	25.1%	COPR	HORWITH	NRLX526114
10/17/07	11/14/07	003245562	41533	76,660	52,060	24,600	32.1%	COPR	HORWITH	NRLX526114
10/17/07	11/14/07	003245563	41534	9,300	50,420	(41,120)	-442.2%	COPR	HORWITH	NRLX526114
10/17/07	11/14/07	003245564	41535	67,780	49,940	17,840	26.3%	COPR	HORWITH	NRLX528376
10/17/07	11/14/07	003245565	41536	57,960	52,120	5,840	10.1%	COPR	HORWITH	NRLX528376
10/17/07	11/14/07	003245566	41537	59,100	52,520	6,580	11.1%	COPR	HORWITH	NRLX528336
10/17/07	11/14/07	003245567	41538	67,740	51,480	16,260	24.0%	COPR	HORWITH	NRLX528336
10/17/07	11/14/07	003245568	41539	38,480	50,700	(12,220)	-31.8%	COPR	HORWITH	NRLX528336
10/18/07	11/19/07	003245570	41540	46,020	50,000	(3,980)	-8.6%	COPR	HORWITH	NRLX585674

Honeywell

HONEYWELL SA-7 USE HAZARDOUS WASTE TRACKING (2006)										
Date Shipped	Date of Return Manifest	State Manifest	Man. Doc #	Facilty Manifest Weight (lbs)	Estimated Weight (lbs)	Manifest - Estimate (lbs)	Manifest - Estimate (%)	Material	Transporter	RAILCAR #
10/18/07	11/19/07	003245571	41541	76,600	48,000	28,600	37.3%	COPR	HORWITH	NRLX585674
10/18/07	11/19/07	003245572	41542	32,080	49,160	(17,080)	-53.2%	COPR	HORWITH	NRLX585674
10/18/07	11/19/07	003245573	41543	32,100	48,800	(16,700)	-52.0%	COPR	HORWITH	NRLX585674
10/18/07	11/19/07	003245574	41544	13,140	49,400	(36,260)	-276.0%	COPR	HORWITH	NRLX527552
10/18/07	11/19/07	003245575	41545	67,220	51,660	15,560	23.1%	COPR	HORWITH	NRLX527552
10/18/07	11/19/07	003245576	41546	76,800	50,180	26,620	34.7%	COPR	HORWITH	NRLX527552
10/18/07	11/19/07	003245577	41547	21,360	51,660	(30,300)	-141.9%	COPR	HORWITH	JTLX30149
10/18/07	11/19/07	003245578	41548	69,300	49,000	20,300	29.3%	CPBH COPR	HORWITH	JTLX30149
10/18/07	11/19/07	003245579	41549	41,140	51,340	(10,200)	-24.8%	CPBH COPR	HORWITH	NRLX527552
10/18/07	11/19/07	003245580	41550	68,940	51,080	17,860	25.9%	COPR	HORWITH	JTLX30149
10/18/07	11/19/07	003245581	41551	41,640	50,320	(8,680)	-20.8%	CPBH COPR	HORWITH	JTLX30149
10/18/07	11/19/07	003245582	41552	9,520	50,580	(41,060)	-431.3%	COPR	HORWITH	NDYX320465
10/18/07	11/19/07	003245583	41553	45,300	51,340	(6,040)	-13.3%	COPR	HORWITH	NDYX320465
10/18/07	11/19/07	003245584	41554	93,620	50,400	43,220	46.2%	COPR	HORWITH	NDYX320465
10/18/07	11/28/07	003245585	41555	55,000	49,240	5,760	10.5%	CPBH COPR	HORWITH	CHUX277
10/18/07	11/19/07	003245586	41556	48,260	50,540	(2,280)	-4.7%	CPBH COPR	HORWITH	NDYX320465
10/18/07	11/28/07	003245587	41557	34,100	50,720	(16,620)	-48.7%	COPR	HORWITH	CHUX277
10/18/07	11/28/07	003245588	41558	68,720	50,440	18,280	26.6%	COPR	HORWITH	CHUX277
10/18/07	11/28/07	003245589	41559	34,100	50,620	(16,520)	-48.4%	CPBH COPR	HORWITH	CHUX277
10/18/07	12/12/07	003245590	41560	76,480	48,100	28,380	37.1%	COPR	HORWITH	CHUX125
10/18/07	12/12/07	003245591	41561	77,400	49,280	28,120	36.3%	CPBH COPR	HORWITH	CHUX125
10/18/07	12/12/07	003245592	41562	22,820	50,220	(27,400)	-120.1%	COPR	HORWITH	CHUX125
10/18/07	12/12/07	003245593	41563	22,820	50,800	(27,980)	-122.6%	COPR	HORWITH	CHUX125
10/18/07	12/12/07	003245594	41564	57,680	51,660	6,020	10.4%	CPBH COPR	HORWITH	CHUX193
10/18/07	12/12/07	003245595	41565	67,620	48,720	18,900	28.0%	CPBH COPR	HORWITH	CHUX193
10/18/07	12/12/07	003245596	41566	38,580	52,160	(13,580)	-35.2%	CPBH COPR	HORWITH	CHUX193
10/18/07	12/12/07	003245597	41567	38,580	50,100	(11,520)	-29.9%	CPBH COPR	HORWITH	CHUX193
10/18/07	12/12/07	003245598	41568	28,700	50,920	(22,220)	-77.4%	CPBH COPR	HORWITH	CITX300102
10/18/07	12/12/07	003245599	41569	67,500	50,020	17,480	25.9%	CPBH COPR	HORWITH	CITX300102
10/18/07	12/12/07	003245600	41570	75,380	51,540	23,840	31.6%	CPBH COPR	HORWITH	CITX300102
10/18/07	12/12/07	003245601	41571	32,900	49,920	(17,020)	-51.7%	CPBH COPR	HORWITH	CITX300102
10/18/07	11/14/07	003245602	41572	58,820	51,480	7,340	12.5%	CPBH COPR	HORWITH	CITX300159
10/18/07	11/14/07	003245603	41573	67,460	51,620	15,840	23.5%	CPBH COPR	HORWITH	CITX300159
10/18/07	11/14/07	003245604	41574	68,600	50,140	18,460	26.9%	CPBH COPR	HORWITH	CITX300159
10/18/07	11/14/07	003245605	41575	7,400	49,400	(42,000)	-567.6%	COPR	HORWITH	CITX300159
10/18/07	11/14/07	003245606	41576	66,820	50,200	16,620	24.9%	COPR	HORWITH	JTLX30110
10/18/07	11/14/07	003245607	41577	64,600	49,340	15,260	23.6%	COPR	HORWITH	JTLX30110
10/18/07	11/14/07	003245608	41578	58,280	50,220	8,060	13.8%	COPR	HORWITH	JTLX30110
10/18/07	11/14/07	003245609	41579	8,800	49,940	(41,140)	-467.5%	COPR	HORWITH	JTLX30110
10/18/07	11/14/07	003245610	41580	68,480	50,420	18,060	26.4%	CPBH COPR	HORWITH	JTLX30168
10/18/07	11/14/07	003245611	41581	38,460	52,220	(13,760)	-35.8%	CPBH COPR	HORWITH	NRLX528336
10/18/07	12/12/07	003245612	41582	67,600	50,260	17,340	25.7%	COPR	HORWITH	JTLX30168
10/18/07	12/12/07	003245613	41583	33,560	51,100	(17,540)	-52.3%	COPR	HORWITH	JTLX30168
10/18/07	11/14/07	003245615	41584	33,560	50,080	(16,520)	-49.2%	CPBH COPR	HORWITH	JTLX30168
10/18/07	12/12/07	003245616	41585	67,220	51,100	16,120	24.0%	COPR	HORWITH	CHUX294
10/18/07	12/12/07	003245617	41586	65,060	48,980	16,080	24.7%	COPR	HORWITH	CHUX294
10/18/07	12/12/07	003245618	41587	53,480	49,580	3,900	7.3%	COPR	HORWITH	CHUX294
10/18/07	12/12/07	003245619	41588	10,180	49,600	(39,420)	-387.2%	COPR	HORWITH	CHUX294
10/18/07	12/12/07	003245620	41589	43,600	49,900	(6,300)	-14.4%	COPR	HORWITH	CITX300124
10/18/07	12/12/07	003245621	41590	75,880	50,020	25,860	34.1%	COPR	HORWITH	CITX300124
10/18/07	12/12/07	003245622	41591	38,940	51,740	(12,800)	-32.9%	COPR	HORWITH	CITX300124
10/18/07	12/12/07	003245623	41592	38,960	49,760	(10,800)	-27.7%	COPR	HORWITH	CITX300124
10/18/07	12/12/07	003245624	41593	74,500	50,420	24,080	32.3%	COPR	HORWITH	DJLX98524
10/18/07	12/12/07	003245625	41594	67,100	51,960	15,140	22.6%	COPR	HORWITH	DJLX98524
10/18/07	12/12/07	003245626	41595	27,960	50,400	(22,440)	-80.3%	COPR	HORWITH	DJLX98524
10/18/07	12/12/07	003245627	41596	18,660	49,160	(30,500)	-163.5%	CPBH COPR	HORWITH	JTLX274
10/18/07	12/12/07	003245628	41597	27,980	50,440	(22,460)	-80.3%	COPR	HORWITH	DJLX98524
10/18/07	12/12/07	003245629	41598	74,640	49,120	25,520	34.2%	CPBH COPR	HORWITH	JTLX274
10/18/07	12/12/07	003245630	41599	76,280	50,200	26,080	34.2%	COPR	HORWITH	JTLX274
10/18/07	12/12/07	003245631	41600	27,360	49,260	(21,900)	-80.0%	COPR	HORWITH	JTLX274
10/18/07	12/12/07	003245633	41601	41,060	49,580	(8,520)	-20.8%	CPBH COPR	HORWITH	CHUX119
10/18/07	12/12/07	003245634	41602	67,500	49,120	18,380	27.2%	CPBH COPR	HORWITH	CHUX119
10/18/07	12/12/07	003245635	41603	66,680	50,500	16,180	24.3%	COPR	HORWITH	CHUX119
10/18/07	12/12/07	003245636	41604	30,920	52,120	(21,200)	-68.6%	COPR	HORWITH	CHUX119
10/18/07	12/12/07	003245637	41605	36,280	51,220	(14,940)	-41.2%	CPBH COPR	HORWITH	CHUX175
10/18/07	12/12/07	003245638	41606	66,000	50,300	15,700	23.8%	COPR	HORWITH	CHUX175
10/18/07	12/12/07	003245639	41607	67,620	50,020	17,600	26.0%	COPR	HORWITH	CHUX175
10/18/07	12/12/07	003245640	41608	24,460	50,920	(26,460)	-108.2%	COPR	HORWITH	CHUX175
10/18/07	12/10/07	003245641	41609	23,640	49,240	(25,600)	-108.3%	COPR	HORWITH	CHUX293
10/19/07	11/26/07	003245643	41610	15,840	51,480	(35,640)	-225.0%	COPR	HORWITH	NRLX528257
10/19/07	11/26/07	003245644	41611	68,960	49,200	19,760	28.7%	COPR	HORWITH	NRLX528257
10/19/07	11/26/07	003245645	41612	68,840	51,180	17,660	25.7%	COPR	HORWITH	NRLX528257
10/19/07	11/26/07	003245646	41613	40,620	49,040	(8,420)	-20.7%	COPR	HORWITH	NRLX528257
10/19/07	11/26/07	003245647	41614	27,080	49,980	(22,900)	-84.6%	COPR	HORWITH	NRLX528249

HONEYWELL SA-7 USE HAZARDOUS WASTE TRACKING (2006)										
Date Shipped	Date of Return Manifest	State Manifest	Man. Doc #	Facilty Manifest Weight (lbs)	Estimated Weight (lbs)	Manifest - Estimate (lbs)	Manifest - Estimate (%)	Material	Transporter	RAILCAR #
10/19/07	11/26/07	003245648	41615	68,780	49,680	19,100	27.8%	CPBH COPR	HORWITH	NRLX528249
10/19/07	11/26/07	003245649	41616	67,940	49,500	18,440	27.1%	COPR	HORWITH	NRLX528249
10/19/07	11/26/07	003245650	41617	30,420	48,040	(17,620)	-57.9%	CPBH COPR	HORWITH	NRLX528249
10/19/07	11/26/07	003245651	41618	77,100	49,480	27,620	35.8%	COPR	HORWITH	NRLX528334
10/19/07	11/26/07	003245652	41619	69,500	49,780	19,720	28.4%	CPBH COPR	HORWITH	NRLX528334
10/19/07	11/26/07	003245653	41620	26,520	49,800	(23,280)	-87.8%	COPR	HORWITH	NRLX528334
10/19/07	11/26/07	003245654	41621	26,520	51,920	(25,400)	-95.8%	CPBH COPR	HORWITH	NRLX528334
10/19/07	11/28/07	003245655	41622	77,120	48,280	28,840	37.4%	COPR	HORWITH	NRLX528356
10/19/07	11/28/07	003245656	41623	69,540	49,800	19,740	28.4%	CPBH COPR	HORWITH	NRLX528356
10/19/07	11/28/07	003245657	41624	25,060	50,700	(25,640)	-102.3%	COPR	HORWITH	NRLX528356
10/19/07	11/28/07	003245658	41625	47,520	49,780	(2,260)	-4.8%	CPBH COPR	HORWITH	CHUX211
10/19/07	11/28/07	003245659	41626	25,080	51,380	(26,300)	-104.9%	CPBH COPR	HORWITH	NRLX528356
10/19/07	12/17/07	003245660	41627	23,120	50,680	(27,560)	-119.2%	CPBH COPR	HORWITH	CHUX318
10/19/07	12/17/07	003245661	41628	68,800	49,840	18,960	27.6%	CPBH COPR	HORWITH	CHUX318
10/19/07	12/17/07	003245662	41629	77,520	51,540	25,980	33.5%	CPBH COPR	HORWITH	CHUX318
10/19/07	12/17/07	003245663	41630	31,780	50,300	(18,520)	-58.3%	CPBH COPR	HORWITH	CHUX318
10/19/07	11/28/07	003245664	41631	67,780	51,920	15,860	23.4%	CPBH COPR	HORWITH	CHUX211
10/19/07	11/28/07	003245665	41632	76,560	50,060	26,500	34.6%	COPR	HORWITH	CHUX211
10/19/07	11/28/07	003245666	41633	6,880	50,400	(43,520)	-632.6%	COPR	HORWITH	CHUX211
10/19/07	11/14/07	003245667	41634	17,520	50,840	(33,320)	-190.2%	CPBH COPR	HORWITH	CEFX35839
10/19/07	11/14/07	003245668	41635	67,900	50,160	17,740	26.1%	CPBH COPR	HORWITH	CEFX35839
10/19/07	11/14/07	003245669	41636	67,980	51,980	16,000	23.5%	CPBH COPR	HORWITH	CEFX35839
10/19/07	11/14/07	003245670	41637	48,400	50,060	(1,660)	-3.4%	CPBH COPR	HORWITH	CEFX35839
10/19/07	12/17/07	003245671	41638	18,140	49,840	(31,700)	-174.8%	CPBH COPR	HORWITH	MHFX5712
10/19/07	12/17/07	003245672	41639	62,900	49,760	13,140	20.9%	COPR	HORWITH	MHFX5712
10/19/07	12/17/07	003245673	41640	68,160	48,100	20,060	29.4%	CPBH COPR	HORWITH	MHFX5712
10/19/07	12/17/07	003245674	41641	44,900	49,840	(4,940)	-11.0%	CPBH COPR	HORWITH	MHFX5712
10/19/07	11/14/07	003245675	41642	12,400	49,880	(37,480)	-302.3%	COPR	HORWITH	JTLX30138
10/19/07	11/14/07	003245676	41643	66,040	49,260	16,780	25.4%	COPR	HORWITH	JTLX30138
10/19/07	11/14/07	003245677	41644	66,260	50,380	15,880	24.0%	COPR	HORWITH	JTLX30138
10/19/07	11/14/07	003245678	41645	49,900	48,680	1,220	2.4%	CPBH COPR	HORWITH	JTLX30138
10/19/07	12/17/07	003245679	41646	52,800	48,660	4,140	7.8%	COPR	HORWITH	CEFX35850
10/19/07	12/17/07	003245680	41647	77,060	49,200	27,860	36.2%	COPR	HORWITH	CEFX35850
10/19/07	12/17/07	003245681	41648	34,500	49,420	(14,920)	-43.2%	COPR	HORWITH	CEFX35850
10/19/07	12/10/07	003245682	41649	53,240	50,340	2,900	5.4%	COPR	HORWITH	CHUX293
10/19/07	12/10/07	003245683	41650	67,660	48,160	19,500	28.8%	COPR	HORWITH	CHUX293
10/19/07	12/17/07	003245684	41651	34,500	52,160	(17,660)	-51.2%	COPR	HORWITH	CEFX35850
10/19/07	12/10/07	003245685	41652	55,060	51,440	3,620	6.6%	COPR	HORWITH	CHUX293
10/19/07	12/10/07	003245686	41653	26,100	49,840	(23,740)	-91.0%	COPR	HORWITH	HLMX1149
10/19/07	12/10/07	003245687	41654	68,200	50,940	17,260	25.3%	COPR	HORWITH	HLMX1149
10/19/07	12/10/07	003245688	41655	66,940	52,320	14,620	21.8%	COPR	HORWITH	HLMX1149
10/19/07	12/10/07	003245689	41656	38,640	51,040	(12,400)	-32.1%	COPR	HORWITH	HLMX1149
10/19/07	11/28/07	003245690	41657	18,100	49,320	(31,220)	-172.5%	COPR	HORWITH	JTLX30112
10/19/07	11/28/07	003245691	41658	44,280	51,400	(7,120)	-16.1%	COPR	HORWITH	JTLX30112
10/19/07	11/28/07	003245692	41659	68,360	52,620	15,740	23.0%	COPR	HORWITH	JTLX30112
10/19/07	11/28/07	003245693	41660	69,120	50,460	18,660	27.0%	COPR	HORWITH	JTLX30112
10/19/07	12/10/07	003245694	41661	75,900	49,280	26,620	35.1%	COPR	HORWITH	JTLX30146
10/19/07	12/10/07	003245695	41662	76,360	51,300	25,060	32.8%	COPR	HORWITH	JTLX30146
10/19/07	01/07/08	003245696	41663	58,080	51,640	6,440	11.1%	COPR	HORWITH	HLMX1173
10/19/07	12/10/07	003245697	41664	25,320	49,420	(24,100)	-95.2%	COPR	HORWITH	JTLX30146
10/19/07	12/10/07	003245698	41665	25,320	50,600	(25,280)	-99.8%	COPR	HORWITH	JTLX30146
10/19/07	01/07/08	003245699	41666	68,640	50,520	18,120	26.4%	COPR	HORWITH	HLMX1173
10/19/07	01/07/08	003245700	41667	4,680	50,920	(46,240)	-988.0%	COPR	HORWITH	HLMX1173
10/19/07	11/26/07	000857828	41668	37,180	49,720	(12,540)	-33.7%	COPR	HORWITH	CEFX35237
10/19/07	01/07/08	000857829	41669	67,560	51,120	16,440	24.3%	COPR	HORWITH	HLMX1173
10/19/07	11/26/07	000857830	41670	67,020	49,120	17,900	26.7%	COPR	HORWITH	CEFX35237
10/19/07	11/26/07	000857831	41671	56,020	49,120	6,900	12.3%	COPR	HORWITH	CEFX35237
10/19/07	11/26/07	000857832	41672	29,540	48,000	(18,460)	-62.5%	COPR	HORWITH	CEFX35237
10/19/07	01/07/08	000857833	41673	21,400	48,820	(27,420)	-128.1%	COPR	HORWITH	JTLX127
10/19/07	01/07/08	000857834	41674	76,220	48,460	27,760	36.4%	COPR	HORWITH	JTLX127
10/19/07	01/07/08	003245701	41675	75,980	50,460	25,520	33.6%	COPR	HORWITH	JTLX127
10/19/07	01/07/08	003245702	41676	19,360	50,060	(30,700)	-158.6%	COPR	HORWITH	JTLX127
10/19/07	11/14/07	003245703	41677	76,820	48,240	28,580	37.2%	COPR	HORWITH	JTLX170
10/19/07	11/14/07	003245704	41678	67,880	51,800	16,080	23.7%	COPR	HORWITH	JTLX170
10/19/07	11/14/07	003245705	41679	24,540	51,220	(26,680)	-108.7%	COPR	HORWITH	JTLX170
10/19/07	11/14/07	003245706	41680	24,520	49,440	(24,920)	-101.6%	COPR	HORWITH	JTLX170
10/19/07	11/19/07	003245707	41681	9,720	52,180	(42,460)	-436.8%	COPR	HORWITH	NRLX527630
10/22/07	11/14/07	003245708	41682	29,600	50,360	(20,760)	-70.1%	COPR	HORWITH	JTLX30108
10/22/07	11/14/07	003245709	41683	68,240	48,660	19,580	28.7%	COPR	HORWITH	JTLX30108
10/22/07	11/14/07	003245710	41684	56,460	48,860	7,600	13.5%	COPR	HORWITH	JTLX30108
10/22/07	11/14/07	003245711	41685	38,440	48,000	(9,560)	-24.9%	COPR	HORWITH	JTLX30108
10/22/07	11/19/07	003245712	41686	8,900	48,100	(39,200)	-440.4%	COPR	HORWITH	CEFX33411
10/22/07	11/19/07	003245713	41687	68,500	51,080	17,420	25.4%	COPR	HORWITH	CEFX33411
10/22/07	11/19/07	003245714	41688	67,340	51,380	15,960	23.7%	COPR	HORWITH	CEFX33411

Honeywell

HONEYWELL SA-7 USE HAZARDOUS WASTE TRACKING (2006)										
Date Shipped	Date of Return Manifest	State Manifest	Man. Doc #	Facilty Manifest Weight (lbs)	Estimated Weight (lbs)	Manifest - Estimate (lbs)	Manifest - Estimate (%)	Material	Transporter	RAILCAR #
10/22/07	11/19/07	003245715	41689	55,420	51,060	4,360	7.9%	COPR	HORWITH	CEFX33411
10/22/07	02/20/08	003245716	41690	68,480	50,100	18,380	26.8%	COPR	HORWITH	CITX300152
10/22/07	02/20/08	003245717	41691	47,840	51,320	(3,480)	-7.3%	COPR	HORWITH	CITX300152
10/22/07	02/20/08	003245718	41692	47,840	48,880	(1,040)	-2.2%	COPR	HORWITH	CITX300152
10/22/07	02/20/08	003245719	41693	24,520	49,800	(25,280)	-103.1%	COPR	HORWITH	CITX300152
10/22/07	11/19/07	003245720	41694	6,900	50,060	(43,160)	-625.5%	COPR	HORWITH	JTLX192
10/22/07	11/19/07	003245721	41695	44,460	51,960	(7,500)	-16.9%	COPR	HORWITH	JTLX192
10/22/07	11/19/07	003245722	41696	48,260	49,840	(1,580)	-3.3%	COPR	HORWITH	JTLX192
10/22/07	11/19/07	003245723	41697	100,980	51,720	49,260	48.8%	COPR	HORWITH	JTLX192
10/22/07	11/14/07	003245724	41698	17,880	49,840	(31,960)	-178.7%	COPR	HORWITH	CITX300161
10/22/07	11/14/07	003245725	41699	67,800	50,220	17,580	25.9%	COPR	HORWITH	CITX300161
10/22/07	11/14/07	003245726	41700	39,220	50,520	(11,300)	-28.8%	COPR	HORWITH	CITX300161
10/22/07	11/14/07	003245727	41701	76,900	48,020	28,880	37.6%	COPR	HORWITH	CHUX239
10/22/07	11/14/07	003245728	41702	69,280	48,040	21,240	30.7%	COPR	HORWITH	CITX300161
10/22/07	11/14/07	003245729	41703	69,280	50,400	18,880	27.3%	COPR	HORWITH	CHUX239
10/22/07	11/14/07	003245730	41704	25,460	51,400	(25,940)	-101.9%	COPR	HORWITH	CHUX239
10/22/07	11/14/07	003245731	41705	25,440	50,460	(25,020)	-98.3%	COPR	HORWITH	CHUX239
10/22/07	02/20/08	003245732	41706	67,820	51,360	16,460	24.3%	COPR	HORWITH	NDYX320329
10/22/07	02/20/08	003245733	41707	76,560	47,520	29,040	37.9%	COPR	HORWITH	NDYX320329
10/22/07	02/20/08	003245734	41708	25,020	49,880	(24,860)	-99.4%	COPR	HORWITH	NDYX320329
10/22/07	02/20/08	003245735	41709	25,020	47,900	(22,880)	-91.4%	COPR	HORWITH	NDYX320329
10/22/07	11/19/07	003245736	41710	49,940	47,880	2,060	4.1%	COPR	HORWITH	CITX300122
10/22/07	11/19/07	003245737	41711	67,960	49,080	18,880	27.8%	COPR	HORWITH	CITX300122
10/22/07	11/19/07	003245738	41712	38,420	50,140	(11,720)	-30.5%	COPR	HORWITH	CITX300122
10/22/07	11/19/07	003245739	41713	38,440	49,640	(11,200)	-29.1%	COPR	HORWITH	CITX300122
10/22/07	11/19/07	003245740	41714	28,340	48,380	(20,040)	-70.7%	COPR	HORWITH	CHUX261
10/22/07	11/19/07	003245741	41715	68,360	50,660	17,700	25.9%	COPR	HORWITH	CHUX261
10/22/07	11/19/07	003245742	41716	76,200	51,880	24,320	31.9%	COPR	HORWITH	CHUX261
10/22/07	11/19/07	003245743	41717	26,900	50,500	(23,600)	-87.7%	COPR	HORWITH	CHUX261
10/22/07	11/19/07	000857835	41718	8,400	50,100	(41,700)	-496.4%	COPR	HORWITH	NRLX527694
10/22/07	11/19/07	000857836	41719	44,360	49,940	(5,580)	-12.6%	COPR	HORWITH	NRLX527694
10/22/07	11/19/07	000857837	41720	76,600	48,560	28,040	36.6%	COPR	HORWITH	NRLX527694
10/22/07	11/19/07	003245744	41721	67,360	49,340	18,020	26.8%	COPR	HORWITH	NRLX527694
10/22/07	11/19/07	003245745	41722	67,780	48,020	19,760	29.2%	COPR	HORWITH	NRLX527630
10/22/07	11/19/07	003245746	41723	55,600	50,460	5,140	9.2%	COPR	HORWITH	NRLX527630
10/22/07	11/19/07	003245747	41724	67,600	50,200	17,400	25.7%	COPR	HORWITH	NRLX527630
10/22/07	02/20/08	003245748	41725	34,640	51,220	(16,580)	-47.9%	COPR	HORWITH	CITX300106
10/22/07	02/20/08	003245749	41726	68,480	50,620	17,860	26.1%	COPR	HORWITH	CITX300106
10/22/07	11/26/07	003245751	41727	16,900	50,180	(33,280)	-196.9%	COPR	HORWITH	JTLX175
10/22/07	02/20/08	003245752	41728	69,100	51,020	18,080	26.2%	COPR	HORWITH	CITX300106
10/22/07	02/20/08	003245753	41729	28,700	51,480	(22,780)	-79.4%	COPR	HORWITH	CITX300106
10/22/07	11/26/07	003245754	41730	77,920	49,060	28,860	37.0%	COPR	HORWITH	JTLX175
10/22/07	11/26/07	003245755	41731	68,920	50,140	18,780	27.2%	COPR	HORWITH	JTLX175
10/22/07	11/26/07	003245756	41732	33,300	50,600	(17,300)	-52.0%	COPR	HORWITH	JTLX175
10/22/07	11/26/07	003245757	41733	57,120	49,220	7,900	13.8%	COPR	HORWITH	JTLX30109
10/22/07	11/26/07	003245759	41734	77,300	50,300	27,000	34.9%	COPR	HORWITH	JTLX30109
10/22/07	11/26/07	003245760	41735	29,960	49,620	(19,660)	-65.6%	COPR	HORWITH	JTLX30109
10/22/07	11/26/07	003245761	41736	29,960	50,020	(20,060)	-67.0%	COPR	HORWITH	JTLX30109
10/22/07	02/20/08	003245762	41737	38,040	50,260	(12,220)	-32.1%	COPR	HORWITH	CITX300163
10/22/07	02/20/08	003245763	41738	68,560	48,000	20,560	30.0%	COPR	HORWITH	CITX300163
10/22/07	02/20/08	003245764	41739	68,040	49,340	18,700	27.5%	COPR	HORWITH	CITX300163
10/22/07	02/20/08	003245765	41740	17,540	49,880	(32,340)	-184.4%	COPR	HORWITH	CITX300163
10/22/07	02/20/08	000857838	41741	67,560	47,320	20,240	30.0%	COPR	HORWITH	JTLX30144
10/22/07	02/20/08	000857839	41742	52,580	49,480	3,100	5.9%	COPR	HORWITH	JTLX30144
10/22/07	02/20/08	000857840	41743	67,880	49,560	18,320	27.0%	COPR	HORWITH	JTLX30144
10/22/07	02/20/08	003252878	41744	13,120	50,040	(36,920)	-281.4%	COPR	HORWITH	JTLX30144
10/22/07	11/19/07	003252879	41745	68,440	52,080	16,360	23.9%	COPR	HORWITH	NDYX320318
10/22/07	11/19/07	003252880	41746	44,680	49,220	(4,540)	-10.2%	COPR	HORWITH	NDYX320318
10/22/07	11/19/07	003252882	41747	47,120	50,860	(3,740)	-7.9%	COPR	HORWITH	NDYX320318
10/22/07	11/19/07	003252883	41748	38,860	51,480	(12,620)	-32.5%	COPR	HORWITH	NDYX320318
10/22/07	11/19/07	003252884	41749	64,080	50,580	13,500	21.1%	COPR	HORWITH	JTLX30142
10/22/07	11/19/07	003252885	41750	67,220	51,700	15,520	23.1%	COPR	HORWITH	JTLX30142
10/22/07	11/19/07	003252886	41751	34,020	50,260	(16,240)	-47.7%	COPR	HORWITH	JTLX30142
10/22/07	11/19/07	003252887	41752	34,000	50,420	(16,420)	-48.3%	COPR	HORWITH	JTLX30142
10/22/07	11/19/07	003252888	41753	68,860	51,000	17,860	25.9%	COPR	HORWITH	CEFX35831
10/23/07	11/28/07	003252889	41754	68,220	49,680	18,540	27.2%	COPR	HORWITH	CITX300118
10/23/07	11/28/07	003252890	41755	47,600	50,760	(3,160)	-6.6%	COPR	HORWITH	CITX300118
10/23/07	11/28/07	003252891	41756	47,440	50,520	(3,080)	-6.5%	COPR	HORWITH	CITX300118
10/23/07	11/28/07	003252892	41757	43,140	50,300	(7,160)	-16.6%	COPR	HORWITH	CITX300118
10/23/07	11/28/07	003252893	41758	24,280	50,760	(26,480)	-109.1%	COPR	HORWITH	CHUX113
10/23/07	11/28/07	003252894	41759	68,040	51,960	16,080	23.6%	COPR	HORWITH	CHUX113
10/23/07	11/28/07	003252895	41760	67,940	51,420	16,520	24.3%	COPR	HORWITH	CHUX113
10/23/07	11/28/07	003252896	41761	39,120	51,900	(12,780)	-32.7%	COPR	HORWITH	CHUX113
10/23/07	11/28/07	003252897	41762	47,720	52,020	(4,300)	-9.0%	COPR	HORWITH	NDYX320346

Honeywell

HONEYWELL SA-7 USE HAZARDOUS WASTE TRACKING (2006)										
Date Shipped	Date of Return Manifest	State Manifest	Man. Doc #	Facilty Manifest Weight (lbs)	Estimated Weight (lbs)	Manifest - Estimate (lbs)	Manifest - Estimate (%)	Material	Transporter	RAILCAR #
10/23/07	11/28/07	003252898	41763	29,500	51,120	(21,620)	-73.3%	COPR	HORWITH	NDYX320346
10/23/07	11/28/07	003252899	41764	47,100	50,460	(3,360)	-7.1%	COPR	HORWITH	NDYX320346
10/23/07	11/28/07	003252900	41765	73,020	51,280	21,740	29.8%	COPR	HORWITH	NDYX320346
10/23/07	11/14/07	003252901	41766	54,480	49,680	4,800	8.8%	COPR	HORWITH	NRLX585592
10/23/07	11/14/07	003252902	41767	66,080	51,440	14,640	22.2%	COPR	HORWITH	NRLX585592
10/23/07	11/14/07	003252903	41768	67,140	50,380	16,760	25.0%	COPR	HORWITH	NRLX585592
10/23/07	11/14/07	003252904	41769	9,960	50,220	(40,260)	-404.2%	COPR	HORWITH	NRLX585592
10/23/07	11/19/07	003252905	41770	41,760	49,340	(7,580)	-18.2%	COPR	HORWITH	JTLX30107
10/23/07	11/19/07	003252906	41771	68,960	49,260	19,700	28.6%	COPR	HORWITH	JTLX30107
10/23/07	11/19/07	003252907	41772	68,960	51,440	17,520	25.4%	COPR	HORWITH	JTLX30107
10/23/07	11/19/07	003252908	41773	16,920	48,460	(31,540)	-186.4%	COPR	HORWITH	JTLX30107
10/23/07	11/19/07	003252909	41774	61,320	49,780	11,540	18.8%	COPR	HORWITH	CEFX35248
10/23/07	11/19/07	003252910	41775	76,260	49,960	26,300	34.5%	COPR	HORWITH	CEFX35248
10/23/07	11/19/07	003252911	41776	29,980	49,720	(19,740)	-65.8%	COPR	HORWITH	CEFX35248
10/23/07	11/19/07	003252912	41777	29,980	50,280	(20,300)	-67.7%	COPR	HORWITH	CEFX35248
10/23/07	11/19/07	003252913	41778	9,440	49,160	(39,720)	-420.8%	COPR	HORWITH	JTLX30167
10/23/07	11/19/07	003252914	41779	56,060	40,500	15,560	27.8%	COPR	HORWITH	JTLX30167
10/23/07	11/19/07	003252915	41780	66,420	45,000	21,420	32.2%	COPR	HORWITH	JTLX30167
10/23/07	11/19/07	003252916	41781	44,140	48,760	(4,620)	-10.5%	COPR	HORWITH	JTLX30167
10/23/07	11/14/07	003252917	41782	20,200	50,020	(29,820)	-147.6%	COPR	HORWITH	JTLX57
10/23/07	11/14/07	003252918	41783	66,420	49,320	17,100	25.7%	COPR	HORWITH	JTLX57
10/23/07	11/14/07	003252919	41784	67,260	49,860	17,400	25.9%	COPR	HORWITH	JTLX57
10/23/07	11/14/07	003252920	41785	39,220	49,380	(10,160)	-25.9%	COPR	HORWITH	JTLX57
10/23/07	12/17/07	003252921	41786	67,540	50,900	16,640	24.6%	COPR	HORWITH	JTLX30174
10/23/07	12/17/07	003252922	41787	68,380	49,880	18,500	27.1%	COPR	HORWITH	JTLX30174
10/23/07	12/17/07	003252923	41788	32,340	50,960	(18,620)	-57.6%	COPR	HORWITH	JTLX30174
10/23/07	12/17/07	003252924	41789	32,340	50,360	(18,020)	-55.7%	COPR	HORWITH	JTLX30174
10/23/07	11/19/07	003252925	41790	18,900	52,120	(33,220)	-175.8%	COPR	HORWITH	JTLX74
10/23/07	11/19/07	003252926	41791	66,940	50,520	16,420	24.5%	COPR	HORWITH	JTLX74
10/23/07	11/19/07	003252927	41792	55,600	49,660	5,940	10.7%	COPR	HORWITH	JTLX74
10/23/07	11/19/07	003252928	41793	58,420	51,160	7,260	12.4%	COPR	HORWITH	JTLX74
10/23/07	11/19/07	003252929	41794	68,840	49,560	19,280	28.0%	COPR	HORWITH	CEFX35831
10/23/07	11/19/07	003252930	41795	29,780	49,540	(19,760)	-66.4%	COPR	HORWITH	CEFX35831
10/23/07	11/19/07	003252931	41796	29,780	50,640	(20,860)	-70.0%	COPR	HORWITH	CEFX35831
10/23/07	11/19/07	003252932	41797	24,840	49,280	(24,440)	-98.4%	COPR	HORWITH	JTLX254
10/23/07	11/19/07	003252933	41798	67,500	51,360	16,140	23.9%	COPR	HORWITH	JTLX254
10/23/07	11/19/07	003252934	41799	67,860	50,780	17,080	25.2%	COPR	HORWITH	JTLX254
10/23/07	11/19/07	003252935	41800	37,560	50,300	(12,740)	-33.9%	COPR	HORWITH	JTLX254
10/23/07	11/14/07	003252936	41801	51,260	49,820	1,440	2.8%	COPR	HORWITH	JTLX30161
10/23/07	11/14/07	003252937	41802	67,460	50,160	17,300	25.6%	COPR	HORWITH	JTLX30161
10/23/07	11/14/07	003252938	41803	67,340	51,140	16,200	24.1%	COPR	HORWITH	JTLX30161
10/23/07	11/14/07	003252939	41804	12,780	50,700	(37,920)	-296.7%	COPR	HORWITH	JTLX30161
10/23/07	11/14/07	003252940	41805	23,760	49,920	(26,160)	-110.1%	COPR	HORWITH	JTLX30148
10/23/07	11/14/07	003252941	41806	76,260	49,980	26,280	34.5%	COPR	HORWITH	JTLX30148
10/23/07	11/14/07	003252942	41807	77,020	49,320	27,700	36.0%	COPR	HORWITH	JTLX30148
10/23/07	11/14/07	003252943	41808	17,080	49,800	(32,720)	-191.6%	COPR	HORWITH	JTLX30148
10/23/07	11/14/07	003252944	41809	76,580	49,640	26,940	35.2%	COPR	HORWITH	JTLX277
10/23/07	11/14/07	003252945	41810	67,820	49,100	18,720	27.6%	COPR	HORWITH	JTLX277
10/23/07	11/14/07	003252946	41811	26,420	50,200	(23,780)	-90.0%	COPR	HORWITH	JTLX277
10/23/07	11/14/07	003252947	41812	10,960	50,280	(39,320)	-358.8%	COPR	HORWITH	JTLX279
10/23/07	11/14/07	003252948	41813	26,440	49,940	(23,500)	-88.9%	COPR	HORWITH	JTLX277
10/23/07	11/14/07	003252949	41814	67,460	50,600	16,860	25.0%	COPR	HORWITH	JTLX279
10/23/07	11/14/07	003252950	41815	67,600	48,980	18,620	27.5%	COPR	HORWITH	JTLX279
10/23/07	11/14/07	003252951	41816	47,160	47,100	60	0.1%	COPR	HORWITH	JTLX279
10/23/07	11/14/07	003252952	41817	58,920	52,120	6,800	11.5%	COPR	HORWITH	CHUX128
10/23/07	11/14/07	003252953	41818	77,360	50,960	26,400	34.1%	COPR	HORWITH	CHUX128
10/23/07	11/14/07	003252954	41819	28,760	50,040	(21,280)	-74.0%	COPR	HORWITH	CHUX128
10/23/07	11/14/07	003252955	41820	28,760	46,340	(17,580)	-61.1%	COPR	HORWITH	CHUX128
10/23/07	11/14/07	003252956	41821	27,240	50,300	(23,060)	-84.7%	COPR	HORWITH	CHUX122
10/23/07	11/14/07	003252957	41822	77,100	52,440	24,660	32.0%	COPR	HORWITH	CHUX122
10/23/07	11/14/07	003252958	41823	67,220	50,520	16,700	24.8%	COPR	HORWITH	CHUX122
10/23/07	11/14/07	003252959	41824	29,160	51,520	(22,360)	-76.7%	COPR	HORWITH	CHUX122
10/23/07	11/14/07	003252960	41825	62,700	48,900	13,800	22.0%	COPR	HORWITH	CITX300115
10/24/07	11/14/07	003252961	41826	47,580	49,900	(2,320)	-4.9%	COPR	HORWITH	CEFX31067
10/24/07	11/14/07	003252962	41827	68,600	49,460	19,140	27.9%	COPR	HORWITH	CITX300115
10/24/07	11/14/07	003252963	41828	54,900	48,740	6,160	11.2%	COPR	HORWITH	CITX300115
10/24/07	11/14/07	003252964	41829	76,580	51,520	25,060	32.7%	COPR	HORWITH	CEFX31067
10/24/07	11/14/07	003252965	41830	11,080	50,240	(39,160)	-353.4%	COPR	HORWITH	CITX300115
10/24/07	11/14/07	003252966	41831	38,600	50,780	(12,180)	-31.6%	COPR	HORWITH	CEFX31067
10/24/07	11/14/07	003252967	41832	38,600	50,720	(12,120)	-31.4%	COPR	HORWITH	CEFX31067
10/24/07	11/14/07	003252968	41833	35,820	51,500	(15,680)	-43.8%	COPR	HORWITH	CHUX212
10/24/07	11/14/07	003252969	41834	76,820	51,140	25,680	33.4%	COPR	HORWITH	CHUX212
10/24/07	11/14/07	003252970	41835	76,460	49,760	26,700	34.9%	COPR	HORWITH	CHUX212
10/24/07	11/14/07	003252971	41836	14,700	49,940	(35,240)	-239.7%	COPR	HORWITH	CHUX212

Honeywell

HONEYWELL SA-7 USE HAZARDOUS WASTE TRACKING (2006)										
Date Shipped	Date of Return Manifest	State Manifest	Man. Doc #	Facilty Manifest Weight (lbs)	Estimated Weight (lbs)	Manifest - Estimate (lbs)	Manifest - Estimate (%)	Material	Transporter	RAILCAR #
10/24/07	11/19/07	003252972	41837	31,720	49,900	(18,180)	-57.3%	COPR	HORWITH	CHUX192
10/24/07	11/19/07	003252973	41838	68,760	50,620	18,140	26.4%	COPR	HORWITH	CHUX192
10/24/07	11/19/07	003252974	41839	67,540	51,840	15,700	23.2%	COPR	HORWITH	CHUX192
10/24/07	11/19/07	003252975	41840	31,660	49,680	(18,020)	-56.9%	COPR	HORWITH	CHUX192
10/24/07	11/14/07	003252976	41841	16,300	50,000	(33,700)	-206.7%	COPR	HORWITH	CITX300114
10/24/07	11/14/07	003252977	41842	48,580	47,240	1,340	2.8%	COPR	HORWITH	CITX300114
10/24/07	11/14/07	003252978	41843	45,380	51,240	(5,860)	-12.9%	COPR	HORWITH	CITX300114
10/24/07	11/14/07	003252979	41844	83,280	48,420	34,860	41.9%	COPR	HORWITH	CITX300114
10/24/07	11/19/07	003252980	41845	32,140	49,980	(17,840)	-55.5%	COPR	HORWITH	CHUX168
10/24/07	11/19/07	003252981	41846	76,700	49,420	27,280	35.6%	COPR	HORWITH	CHUX168
10/24/07	11/19/07	003252982	41847	67,720	48,860	18,860	27.8%	COPR	HORWITH	CHUX168
10/24/07	11/19/07	003252983	41848	19,920	51,780	(31,860)	-159.9%	COPR	HORWITH	CHUX168
10/24/07	11/19/07	003252984	41849	56,700	50,280	6,420	11.3%	COPR	HORWITH	JTLX257
10/24/07	11/19/07	003252985	41850	77,540	48,600	28,940	37.3%	COPR	HORWITH	JTLX257
10/24/07	11/19/07	003252986	41851	30,000	48,660	(18,660)	-62.2%	COPR	HORWITH	JTLX257
10/24/07	11/19/07	003252987	41852	30,000	48,740	(18,740)	-62.5%	COPR	HORWITH	JTLX257
10/24/07	11/14/07	003252988	41853	68,560	50,080	18,480	27.0%	COPR	HORWITH	CITX300154
10/24/07	11/14/07	003252989	41854	29,020	50,000	(20,980)	-72.3%	COPR	HORWITH	CITX300154
10/24/07	11/14/07	003252990	41855	67,740	50,740	17,000	25.1%	COPR	HORWITH	CITX300154
10/24/07	11/14/07	003252991	41856	29,020	48,300	(19,280)	-66.4%	COPR	HORWITH	CITX300154
10/24/07	11/14/07	003252992	41857	9,460	50,660	(41,200)	-435.5%	COPR	HORWITH	CHUX255
10/24/07	11/14/07	003252993	41858	67,440	52,060	15,380	22.8%	COPR	HORWITH	CHUX255
10/24/07	11/14/07	003252994	41859	48,080	51,180	(3,100)	-6.4%	COPR	HORWITH	CHUX255
10/24/07	11/14/07	003252995	41860	74,260	51,420	22,840	30.8%	COPR	HORWITH	CHUX255
10/24/07	11/14/07	003252996	41861	19,140	50,560	(31,420)	-164.2%	COPR	HORWITH	CITX300123
10/24/07	11/14/07	003245775	41862	67,920	47,940	19,980	29.4%	COPR	HORWITH	CITX300123
10/24/07	11/14/07	003245776	41863	68,800	47,260	21,540	31.3%	COPR	HORWITH	CITX300123
10/24/07	11/14/07	003245777	41864	35,780	46,580	(10,800)	-30.2%	COPR	HORWITH	CITX300123
10/24/07	11/14/07	003245778	41865	38,440	48,640	(10,200)	-26.5%	COPR	HORWITH	NDYX320467
10/24/07	11/14/07	003245779	41866	67,840	49,840	18,000	26.5%	COPR	HORWITH	NDYX320467
10/24/07	11/14/07	003245780	41867	76,580	50,260	26,320	34.4%	COPR	HORWITH	NDYX320467
10/24/07	11/14/07	003245781	41868	17,600	51,520	(33,920)	-192.7%	COPR	HORWITH	NDYX320467
10/24/07	11/19/07	003245782	41869	7,420	48,860	(41,440)	-558.5%	COPR	HORWITH	JTLX30166
10/24/07	11/19/07	003245783	41870	76,620	50,780	25,840	33.7%	COPR	HORWITH	JTLX30166
10/24/07	11/19/07	003245784	41871	67,560	50,380	17,180	25.4%	COPR	HORWITH	JTLX30166
10/24/07	11/19/07	003245785	41872	76,300	50,220	26,080	34.2%	COPR	HORWITH	CITX300013
10/24/07	11/19/07	003245786	41873	47,600	51,700	(4,100)	-8.6%	COPR	HORWITH	JTLX30166
10/24/07	11/19/07	003245787	41874	29,160	51,600	(22,440)	-77.0%	COPR	HORWITH	CITX300013
10/24/07	11/19/07	003245788	41875	76,480	52,320	24,160	31.6%	COPR	HORWITH	CITX300013
10/24/07	11/19/07	003245789	41876	22,340	49,040	(26,700)	-119.5%	COPR	HORWITH	CITX300013
10/24/07	11/19/07	003245790	41877	45,360	48,480	(3,120)	-6.9%	COPR	HORWITH	CEFX31022
10/24/07	11/19/07	003245791	41878	77,820	49,140	28,680	36.9%	COPR	HORWITH	CEFX31022
10/24/07	11/19/07	003245792	41879	33,880	50,260	(16,380)	-48.3%	COPR	HORWITH	CEFX31022
10/24/07	11/19/07	003245793	41880	33,880	50,020	(16,140)	-47.6%	COPR	HORWITH	CEFX31022
10/24/07	11/19/07	003245794	41881	76,580	50,020	26,560	34.7%	COPR	HORWITH	CITX300121
10/24/07	11/19/07	003245795	41882	76,520	51,480	25,040	32.7%	COPR	HORWITH	CITX300121
10/24/07	11/19/07	003245796	41883	25,600	51,160	(25,560)	-99.8%	COPR	HORWITH	CITX300121
10/24/07	11/19/07	003245797	41884	25,620	48,580	(22,960)	-89.6%	COPR	HORWITH	CITX300121
10/24/07	11/19/07	003245798	41885	26,380	49,160	(22,780)	-86.4%	COPR	HORWITH	CHUX319
10/24/07	11/19/07	003245799	41886	67,700	48,000	19,700	29.1%	COPR	HORWITH	CHUX319
10/24/07	11/19/07	003245800	41887	76,120	48,580	27,540	36.2%	COPR	HORWITH	CHUX319
10/24/07	11/19/07	003245801	41888	22,660	47,500	(24,840)	-109.6%	COPR	HORWITH	CHUX319
10/24/07	11/19/07	003245802	41889	69,340	48,840	20,500	29.6%	COPR	HORWITH	CEFX31051
10/24/07	11/19/07	003245803	41890	67,800	48,980	18,820	27.8%	COPR	HORWITH	CEFX31051
10/24/07	11/19/07	003245804	41891	24,320	44,800	(20,480)	-84.2%	COPR	HORWITH	CEFX31051
10/24/07	11/19/07	003245805	41892	24,320	44,800	(20,480)	-84.2%	COPR	HORWITH	CEFX31051
10/24/07	11/19/07	003245806	41893	38,620	50,040	(11,420)	-29.6%	COPR	HORWITH	CHUX307
10/24/07	11/19/07	003245807	41894	47,920	52,280	(4,360)	-9.1%	COPR	HORWITH	CHUX307
10/24/07	11/19/07	003245808	41895	47,560	48,840	(1,280)	-2.7%	COPR	HORWITH	CHUX307
10/24/07	11/26/07	003245809	41896	67,340	50,140	17,200	25.5%	COPR	HORWITH	JTLX30141
10/24/07	11/19/07	003245810	41897	65,420	49,500	15,920	24.3%	COPR	HORWITH	CHUX307
10/25/07	11/26/07	003245811	41898	57,400	50,300	7,100	12.4%	COPR	HORWITH	CHUX289
10/25/07	11/26/07	003245812	41899	77,180	48,000	29,180	37.8%	COPR	HORWITH	CHUX289
10/25/07	11/26/07	003245813	41900	29,760	49,340	(19,580)	-65.8%	COPR	HORWITH	CHUX289
10/25/07	11/26/07	003245814	41901	29,760	48,680	(18,920)	-63.6%	COPR	HORWITH	CHUX289
10/25/07	11/26/07	003245815	41902	8,120	49,700	(41,580)	-512.1%	COPR	HORWITH	JTLX177
10/25/07	11/26/07	003245816	41903	77,580	49,260	28,320	36.5%	COPR	HORWITH	JTLX177
10/25/07	11/26/07	003245817	41904	77,900	48,140	29,760	38.2%	COPR	HORWITH	JTLX177
10/25/07	11/26/07	003245818	41905	32,120	48,240	(16,120)	-50.2%	COPR	HORWITH	JTLX177
10/25/07	11/26/07	003245819	41906	48,160	49,480	(1,320)	-2.7%	COPR	HORWITH	CHUX247
10/25/07	11/26/07	003245820	41907	69,440	51,200	18,240	26.3%	COPR	HORWITH	CHUX247
10/25/07	11/26/07	003245821	41908	67,140	49,980	17,160	25.6%	COPR	HORWITH	CHUX247
10/25/07	11/26/07	003245822	41909	14,520	50,020	(35,500)	-244.5%	COPR	HORWITH	CHUX247
10/25/07	11/26/07	003245823	41910	54,660	48,140	6,520	11.9%	COPR	HORWITH	CHUX284

Honeywell

HONEYWELL SA-7 USE HAZARDOUS WASTE TRACKING (2006)										
Date Shipped	Date of Return Manifest	State Manifest	Man. Doc #	Facilty Manifest Weight (lbs)	Estimated Weight (lbs)	Manifest - Estimate (lbs)	Manifest - Estimate (%)	Material	Transporter	RAILCAR #
10/25/07	11/26/07	003245824	41911	67,860	48,000	19,860	29.3%	COPR	HORWITH	CHUX284
10/25/07	11/26/07	003245825	41912	33,800	48,240	(14,440)	-42.7%	COPR	HORWITH	CHUX284
10/25/07	11/26/07	003245826	41913	33,780	49,500	(15,720)	-46.5%	COPR	HORWITH	CHUX284
10/25/07	11/26/07	003245827	41914	44,740	50,480	(5,740)	-12.8%	COPR	HORWITH	JTLX261
10/25/07	11/26/07	003245828	41915	67,200	48,660	18,540	27.6%	COPR	HORWITH	JTLX261
10/25/07	11/26/07	003245829	41916	69,120	48,000	21,120	30.6%	COPR	HORWITH	JTLX261
10/25/07	11/26/07	003245830	41917	14,220	48,820	(34,600)	-243.3%	COPR	HORWITH	JTLX261
10/25/07	12/17/07	003245831	41918	53,520	48,000	5,520	10.3%	COPR	HORWITH	CEFX35840
10/25/07	12/17/07	003245832	41919	67,800	50,180	17,620	26.0%	COPR	HORWITH	CEFX35840
10/25/07	12/17/07	003245833	41920	67,500	49,920	17,580	26.0%	COPR	HORWITH	CEFX35840
10/25/07	12/17/07	003245834	41921	10,940	50,360	(39,420)	-360.3%	COPR	HORWITH	CEFX35840
10/25/07	11/26/07	003245835	41922	9,940	49,280	(39,340)	-395.8%	COPR	HORWITH	DJLX98515
10/25/07	11/26/07	003245836	41923	67,200	48,560	18,640	27.7%	COPR	HORWITH	DJLX98515
10/25/07	11/26/07	003245837	41924	77,240	47,420	29,820	38.6%	COPR	HORWITH	DJLX98515
10/25/07	11/26/07	003245838	41925	39,240	49,120	(9,880)	-25.2%	COPR	HORWITH	DJLX98515
10/25/07	11/26/07	003245839	41926	66,620	51,120	15,500	23.3%	COPR	HORWITH	CHUX283
10/25/07	11/26/07	003245840	41927	34,380	49,520	(15,140)	-44.0%	COPR	HORWITH	CHUX283
10/25/07	11/26/07	003245841	41928	67,500	50,780	16,720	24.8%	COPR	HORWITH	CHUX283
10/25/07	11/26/07	003245842	41929	34,380	48,740	(14,360)	-41.8%	COPR	HORWITH	CHUX283
10/25/07	11/26/07	003245843	41930	61,280	50,100	11,180	18.2%	COPR	HORWITH	NRLX585505
10/25/07	11/26/07	003245844	41931	67,980	49,320	18,660	27.4%	COPR	HORWITH	NRLX585505
10/25/07	11/26/07	003245845	41932	33,100	49,320	(16,220)	-49.0%	COPR	HORWITH	NRLX585505
10/25/07	11/26/07	003245846	41933	33,120	50,440	(17,320)	-52.3%	COPR	HORWITH	NRLX585505
10/25/07	11/26/07	003245847	41934	18,740	49,240	(30,500)	-162.8%	COPR	HORWITH	DJLX98548
10/25/07	11/26/07	003245848	41935	75,920	47,240	28,680	37.8%	COPR	HORWITH	DJLX98548
10/25/07	11/26/07	003245849	41936	75,200	48,100	27,100	36.0%	COPR	HORWITH	DJLX98548
10/25/07	11/26/07	003245850	41937	16,300	47,140	(30,840)	-189.2%	COPR	HORWITH	DJLX98548
10/25/07	11/26/07	003245851	41938	75,720	48,400	27,320	36.1%	COPR	HORWITH	JTLX30141
10/25/07	11/26/07	003245852	41939	24,080	49,340	(25,260)	-104.9%	COPR	HORWITH	JTLX30141
10/25/07	11/26/07	003245853	41940	24,080	49,160	(25,080)	-104.2%	COPR	HORWITH	JTLX30141
10/25/07	11/26/07	003245854	41941	37,720	48,000	(10,280)	-27.3%	COPR	HORWITH	NRLX526067
10/25/07	11/26/07	003245855	41942	76,580	51,800	24,780	32.4%	COPR	HORWITH	NRLX526067
10/25/07	11/26/07	003245856	41943	68,320	50,080	18,240	26.7%	COPR	HORWITH	NRLX526067
10/25/07	11/26/07	003245857	41944	16,160	50,860	(34,700)	-214.7%	COPR	HORWITH	NRLX526067
10/25/07	02/20/08	003245858	41945	17,580	49,920	(32,340)	-184.0%	COPR	HORWITH	NRLX526227
10/25/07	02/20/08	003245859	41946	76,800	50,100	26,700	34.8%	COPR	HORWITH	NRLX526227
10/25/07	02/20/08	003245860	41947	76,400	50,260	26,140	34.2%	COPR	HORWITH	NRLX526227
10/25/07	11/26/07	003245861	41948	20,760	48,440	(27,680)	-133.3%	COPR	HORWITH	JTLX30147
10/25/07	02/20/08	003245862	41949	27,060	49,940	(22,880)	-84.6%	COPR	HORWITH	NRLX526227
10/25/07	11/26/07	003245863	41950	77,540	51,120	26,420	34.1%	COPR	HORWITH	JTLX30147
10/25/07	11/26/07	003245864	41951	76,200	50,120	26,080	34.2%	COPR	HORWITH	JTLX30147
10/25/07	11/26/07	003245865	41952	24,080	50,480	(26,400)	-109.6%	COPR	HORWITH	JTLX30147
10/25/07	11/26/07	003245866	41953	69,180	49,920	19,260	27.8%	COPR	HORWITH	CEFX33446
10/25/07	11/26/07	003245867	41954	67,500	50,840	16,660	24.7%	COPR	HORWITH	CEFX33446
10/25/07	11/26/07	003245868	41955	28,060	44,280	(16,220)	-57.8%	COPR	HORWITH	CEFX33446
10/25/07	11/26/07	003245869	41956	28,060	50,700	(22,640)	-80.7%	COPR	HORWITH	CEFX33446
10/25/07	11/26/07	003245870	41957	58,180	50,500	7,680	13.2%	COPR	HORWITH	JTLX80
10/25/07	11/26/07	003245871	41958	67,220	50,840	16,380	24.4%	COPR	HORWITH	JTLX80
10/25/07	11/26/07	003245872	41959	67,900	49,780	18,120	26.7%	COPR	HORWITH	JTLX80
10/25/07	11/26/07	003245873	41960	9,440	51,000	(41,560)	-440.3%	COPR	HORWITH	JTLX80
10/25/07	11/26/07	003245874	41961	51,180	50,160	1,020	2.0%	COPR	HORWITH	DJLX98508
10/25/07	11/26/07	003245875	41962	66,760	50,480	16,280	24.4%	COPR	HORWITH	DJLX98508
10/25/07	11/26/07	003245876	41963	68,920	48,680	20,240	29.4%	COPR	HORWITH	DJLX98508
10/25/07	11/26/07	003245877	41964	10,260	48,660	(38,400)	-374.3%	COPR	HORWITH	DJLX98508
10/25/07	11/26/07	003245878	41965	67,640	50,980	16,660	24.6%	COPR	HORWITH	NDYX320342
10/25/07	11/26/07	003245879	41966	67,760	51,440	16,320	24.1%	COPR	HORWITH	NDYX320342
10/25/07	11/26/07	003245880	41967	33,220	52,400	(19,180)	-57.7%	COPR	HORWITH	NDYX320342
10/25/07	11/26/07	003245881	41968	33,240	51,440	(18,200)	-54.8%	COPR	HORWITH	NDYX320342
10/25/07	02/20/08	003245882	41969	51,400	50,560	840	1.6%	COPR	HORWITH	NRLX526241
10/26/07	02/20/08	003245884	41970	67,280	51,020	16,260	24.2%	COPR	HORWITH	JTLX30116
10/26/07	02/20/08	003245885	41971	76,580	50,220	26,360	34.4%	COPR	HORWITH	JTLX30116
10/26/07	02/20/08	003245886	41972	28,120	50,220	(22,100)	-78.6%	COPR	HORWITH	JTLX30116
10/26/07	02/20/08	003245887	41973	53,480	51,300	2,180	4.1%	COPR	HORWITH	NRLX526288
10/26/07	02/20/08	003245888	41974	28,100	50,160	(22,060)	-78.5%	COPR	HORWITH	JTLX30116
10/26/07	02/20/08	003245889	41975	68,240	49,200	19,040	27.9%	CPBH COPR	HORWITH	NRLX526288
10/26/07	02/20/08	003245890	41976	68,760	50,780	17,980	26.1%	COPR	HORWITH	NRLX526288
10/26/07	02/20/08	003245891	41977	10,080	50,980	(40,900)	-405.8%	CPBH COPR	HORWITH	NRLX526288
10/26/07	02/20/08	003245892	41978	69,220	50,840	18,380	26.6%	COPR	HORWITH	NRLX526241
10/26/07	02/20/08	003245893	41979	68,120	51,720	16,400	24.1%	CPBH COPR	HORWITH	NRLX526241
10/26/07	02/20/08	003245894	41980	68,720	50,820	17,900	26.0%	COPR	HORWITH	CHUX257
10/26/07	02/20/08	003245895	41981	14,220	50,860	(36,640)	-257.7%	CPBH COPR	HORWITH	NRLX526241
10/26/07	02/20/08	003245896	41982	50,260	51,160	(900)	-1.8%	COPR	HORWITH	CHUX257
10/26/07	02/20/08	003245897	41983	67,900	50,440	17,460	25.7%	CPBH COPR	HORWITH	CHUX257
10/26/07	02/20/08	003245898	41984	16,220	51,280	(35,060)	-216.2%	COPR	HORWITH	CHUX257

HONEYWELL SA-7 USE HAZARDOUS WASTE TRACKING (2006)										
Date Shipped	Date of Return Manifest	State Manifest	Man. Doc #	Facilty Manifest Weight (lbs)	Estimated Weight (lbs)	Manifest - Estimate (lbs)	Manifest - Estimate (%)	Material	Transporter	RAILCAR #
10/26/07	11/19/07	003245899	41985	67,280	50,960	16,320	24.3%	CPBH COPR	HORWITH	CEFX35837
10/26/07	11/19/07	003245900	41986	31,060	50,520	(19,460)	-62.7%	COPR	HORWITH	CEFX35837
10/26/07	11/19/07	003245901	41987	69,600	52,280	17,320	24.9%	CPBH COPR	HORWITH	CEFX35837
10/26/07	11/19/07	003245902	41988	31,080	50,120	(19,040)	-61.3%	COPR	HORWITH	CEFX35837
10/26/07	11/19/07	003245903	41989	69,040	50,360	18,680	27.1%	CPBH COPR	HORWITH	CITX300146
10/26/07	11/19/07	003245904	41990	66,800	51,780	15,020	22.5%	CPBH COPR	HORWITH	CITX300146
10/26/07	11/19/07	003245905	41991	33,620	49,100	(15,480)	-46.0%	CPBH COPR	HORWITH	CITX300146
10/26/07	11/19/07	003245906	41992	33,620	51,820	(18,200)	-54.1%	CPBH COPR	HORWITH	CITX300146
10/26/07	02/20/08	003245907	41993	76,560	50,680	25,880	33.8%	CPBH COPR	HORWITH	CITX300112
10/26/07	02/20/08	003245908	41994	67,840	48,640	19,200	28.3%	CPBH COPR	HORWITH	CITX300112
10/26/07	02/20/08	003245909	41995	27,640	49,740	(22,100)	-80.0%	CPBH COPR	HORWITH	CITX300112
10/26/07	02/20/08	003245910	41996	27,620	48,540	(20,920)	-75.7%	CPBH COPR	HORWITH	CITX300112
10/26/07	02/20/08	003245911	41997	53,320	49,000	4,320	8.1%	COPR	HORWITH	CITX300021
10/26/07	02/20/08	003245912	41998	67,380	51,000	16,380	24.3%	CPBH COPR	HORWITH	CITX300021
10/26/07	02/20/08	003245913	41999	21,480	49,640	(28,160)	-131.1%	COPR	HORWITH	CITX300021
10/26/07	02/20/08	003245914	42000	54,380	48,780	5,600	10.3%	COPR	HORWITH	CITX300021
10/26/07	02/20/08	003245915	42001	27,040	50,780	(23,740)	-87.8%	COPR	HORWITH	CEFX35816
10/26/07	02/20/08	003245916	42002	76,100	48,740	27,360	36.0%	COPR	HORWITH	CEFX35816
10/26/07	02/20/08	003245917	42003	77,060	49,240	27,820	36.1%	COPR	HORWITH	CEFX35816
10/26/07	02/20/08	003245918	42004	15,040	50,320	(35,280)	-234.6%	COPR	HORWITH	CEFX35816
10/26/07	02/20/08	003245919	42005	75,780	49,860	25,920	34.2%	COPR	HORWITH	CEFX35824
10/26/07	02/20/08	003245920	42006	67,440	50,660	16,780	24.9%	COPR	HORWITH	CEFX35824
10/26/07	02/20/08	003245921	42007	25,100	49,660	(24,560)	-97.8%	COPR	HORWITH	CEFX35824
10/26/07	02/20/08	003245922	42008	25,120	49,280	(24,160)	-96.2%	COPR	HORWITH	CEFX35824
10/26/07	02/20/08	003245923	42009	57,480	49,760	7,720	13.4%	COPR	HORWITH	CHUX323
10/26/07	02/20/08	003245924	42010	68,780	49,940	18,840	27.4%	COPR	HORWITH	CHUX323
10/26/07	02/20/08	003245925	42011	34,160	51,040	(16,880)	-49.4%	COPR	HORWITH	CHUX323
10/26/07	02/20/08	003245926	42012	34,140	50,660	(16,520)	-48.4%	COPR	HORWITH	CHUX323
10/26/07	02/20/08	003245927	42013	66,940	51,080	15,860	23.7%	COPR	HORWITH	MHFX5643
10/26/07	02/20/08	003245928	42014	34,520	50,860	(16,340)	-47.3%	COPR	HORWITH	MHFX5643
10/26/07	02/20/08	003245929	42015	34,520	50,420	(15,900)	-46.1%	COPR	HORWITH	MHFX5643
10/26/07	02/20/08	003245930	42016	67,300	51,680	15,620	23.2%	COPR	HORWITH	MHFX5643
10/26/07	02/20/08	003245931	42017	24,720	48,860	(24,140)	-97.7%	COPR	HORWITH	JTLX250
10/26/07	02/20/08	003245932	42018	69,320	50,640	18,680	26.9%	COPR	HORWITH	JTLX30143
10/26/07	02/20/08	003245933	42019	67,840	50,680	17,160	25.3%	COPR	HORWITH	JTLX30143
10/26/07	02/20/08	003245934	42020	33,800	50,140	(16,340)	-48.3%	COPR	HORWITH	JTLX30143
10/26/07	02/20/08	003245935	42021	33,820	49,120	(15,300)	-45.2%	COPR	HORWITH	JTLX30143
10/26/07	02/20/08	003245936	42022	50,580	50,300	280	0.6%	COPR	HORWITH	JTLX30124
10/26/07	02/20/08	003245937	42023	77,720	50,800	26,920	34.6%	COPR	HORWITH	JTLX250
10/26/07	02/20/08	003245938	42024	67,520	51,120	16,400	24.3%	COPR	HORWITH	JTLX250
10/26/07	02/20/08	003245939	42025	24,720	51,700	(26,980)	-109.1%	CPBH COPR	HORWITH	JTLX250
10/26/07	02/20/08	003245940	42026	68,000	51,340	16,660	24.5%	COPR	HORWITH	JTLX30124
10/26/07	02/20/08	003245941	42027	67,700	51,580	16,120	23.8%	CPBH COPR	HORWITH	JTLX30124
10/26/07	02/20/08	003245942	42028	16,480	51,420	(34,940)	-212.0%	COPR	HORWITH	JTLX30124
10/26/07	02/20/08	003245943	42029	43,220	49,840	(6,620)	-15.3%	CPBH COPR	HORWITH	CHUX292
10/26/07	02/20/08	003245944	42030	68,960	50,020	18,940	27.5%	COPR	HORWITH	CHUX292
10/26/07	02/20/08	003245945	42031	67,480	49,720	17,760	26.3%	CPBH COPR	HORWITH	CHUX292
10/26/07	02/20/08	003245946	42032	16,860	49,120	(32,260)	-191.3%	COPR	HORWITH	CHUX292
10/26/07	02/20/08	003245947	42033	11,520	51,360	(39,840)	-345.8%	CPBH COPR	HORWITH	CHUX237
10/26/07	02/20/08	003245948	42034	76,700	49,660	27,040	35.3%	COPR	HORWITH	CHUX237
10/26/07	02/20/08	003245949	42035	76,520	51,920	24,600	32.1%	CPBH COPR	HORWITH	CHUX237
10/26/07	02/20/08	003245950	42036	35,360	47,040	(11,680)	-33.0%	CPBH COPR	HORWITH	CHUX237
10/26/07	11/28/07	003245951	42037	39,160	50,060	(10,900)	-27.8%	CPBH COPR	HORWITH	CHUX290
10/26/07	11/28/07	003245952	42038	20,780	50,060	(29,280)	-140.9%	CPBH COPR	HORWITH	CHUX290
10/26/07	11/28/07	003245953	42039	23,240	50,900	(27,660)	-119.0%	CPBH COPR	HORWITH	CITX300168
10/26/07	11/28/07	003245954	42040	69,220	50,320	18,900	27.3%	CPBH COPR	HORWITH	CHUX290
10/26/07	11/28/07	003245955	42041	69,120	51,220	17,900	25.9%	CPBH COPR	HORWITH	CHUX290
10/26/07	11/28/07	003245956	42042	67,260	52,460	14,800	22.0%	CPBH COPR	HORWITH	CITX300168
10/29/07	11/19/07	003245957	42043	29,020	48,300	(19,280)	-66.4%	COPR	HORWITH	JTLX186
10/29/07	11/19/07	003245958	42044	68,920	50,680	18,240	26.5%	COPR	HORWITH	JTLX186
10/29/07	11/19/07	003245959	42045	68,020	49,320	18,700	27.5%	COPR	HORWITH	JTLX186
10/29/07	11/19/07	003245960	42046	29,000	49,860	(20,860)	-71.9%	COPR	HORWITH	JTLX186
10/29/07	11/19/07	003245961	42047	12,780	49,120	(36,340)	-284.4%	COPR	HORWITH	CITX300128
10/29/07	11/19/07	003245962	42048	67,380	50,660	16,720	24.8%	COPR	HORWITH	CITX300128
10/29/07	11/19/07	003245963	42049	68,580	49,900	18,680	27.2%	COPR	HORWITH	CITX300128
10/29/07	11/19/07	003245964	42050	49,840	52,000	(2,160)	-4.3%	COPR	HORWITH	CITX300128
10/29/07	11/19/07	003245965	42051	77,120	49,220	27,900	36.2%	COPR	HORWITH	CHUX106
10/29/07	11/19/07	003245966	42052	68,520	49,780	18,740	27.3%	COPR	HORWITH	CHUX106
10/29/07	11/19/07	003245967	42053	27,280	48,540	(21,260)	-77.9%	COPR	HORWITH	CHUX106
10/29/07	11/19/07	003245968	42054	27,260	51,420	(24,160)	-88.6%	COPR	HORWITH	CHUX106
10/29/07	11/19/07	003245969	42055	38,360	48,780	(10,420)	-27.2%	COPR	HORWITH	JTLX30114
10/29/07	11/19/07	003245970	42056	76,920	50,280	26,640	34.6%	COPR	HORWITH	JTLX30114
10/29/07	11/19/07	003245971	42057	17,500	50,900	(33,400)	-190.9%	COPR	HORWITH	JTLX275
10/29/07	11/19/07	003245972	42058	38,440	51,380	(12,940)	-33.7%	COPR	HORWITH	JTLX30114

HONEYWELL SA-7 USE HAZARDOUS WASTE TRACKING (2006)										
Date Shipped	Date of Return Manifest	State Manifest	Man. Doc #	Facilty Manifest Weight (lbs)	Estimated Weight (lbs)	Manifest - Estimate (lbs)	Manifest - Estimate (%)	Material	Transporter	RAILCAR #
10/29/07	11/19/07	003245973	42059	67,840	48,860	18,980	28.0%	COPR	HORWITH	JTLX275
10/29/07	11/19/07	003245974	42060	38,440	50,820	(12,380)	-32.2%	COPR	HORWITH	JTLX30114
10/29/07	11/19/07	003245975	42061	68,440	48,840	19,600	28.6%	COPR	HORWITH	JTLX275
10/29/07	11/19/07	003245976	42062	38,420	49,140	(10,720)	-27.9%	COPR	HORWITH	JTLX275
10/29/07	11/19/07	003245977	42063	15,000	48,200	(33,200)	-221.3%	COPR	HORWITH	MHFX5707
10/29/07	11/19/07	003245978	42064	67,600	48,020	19,580	29.0%	COPR	HORWITH	MHFX5707
10/29/07	11/19/07	003245979	42065	77,740	49,080	28,660	36.9%	COPR	HORWITH	MHFX5707
10/29/07	11/19/07	003245980	42066	28,940	46,000	(17,060)	-58.9%	COPR	HORWITH	MHFX5707
10/29/07	11/19/07	003245981	42067	68,580	49,800	18,780	27.4%	COPR	HORWITH	MHFX5650
10/29/07	11/19/07	003245982	42068	67,520	49,380	18,140	26.9%	COPR	HORWITH	MHFX5650
10/29/07	11/19/07	003245983	42069	26,580	48,000	(21,420)	-80.6%	COPR	HORWITH	MHFX5650
10/29/07	11/19/07	003245984	42070	26,600	50,760	(24,160)	-90.8%	COPR	HORWITH	MHFX5650
10/29/07	11/19/07	003245985	42071	47,420	52,040	(4,620)	-9.7%	COPR	HORWITH	CHUX320
10/29/07	11/19/07	003245986	42072	69,180	50,880	18,300	26.5%	COPR	HORWITH	CHUX320
10/29/07	11/19/07	003245987	42073	49,280	50,360	(1,080)	-2.2%	COPR	HORWITH	CHUX320
10/29/07	11/19/07	003245988	42074	30,600	52,200	(21,600)	-70.6%	COPR	HORWITH	CHUX320
10/29/07	11/19/07	003245989	42075	68,980	50,420	18,560	26.9%	COPR	HORWITH	CHUX160
10/29/07	11/19/07	003245990	42076	15,060	51,980	(36,920)	-245.2%	COPR	HORWITH	CHUX160
10/29/07	11/19/07	003245991	42077	67,300	48,820	18,480	27.5%	COPR	HORWITH	CHUX160
10/29/07	11/19/07	003245992	42078	45,140	49,320	(4,180)	-9.3%	COPR	HORWITH	CHUX160
10/29/07	11/28/07	003245993	42079	68,040	49,140	18,900	27.8%	COPR	HORWITH	CITX300168
10/29/07	11/28/07	003245994	42080	42,400	50,580	(8,180)	-19.3%	COPR	HORWITH	CITX300168
10/29/07	11/19/07	003245995	42081	38,420	52,340	(13,920)	-36.2%	COPR	HORWITH	CITX300111
10/29/07	11/19/07	003245996	42082	67,940	50,700	17,240	25.4%	COPR	HORWITH	CITX300111
10/29/07	11/19/07	003245997	42083	76,940	49,480	27,460	35.7%	COPR	HORWITH	CITX300111
10/29/07	11/19/07	003245998	42084	18,380	49,240	(30,860)	-167.9%	COPR	HORWITH	CITX300111
10/29/07	11/19/07	003245999	42085	76,820	50,660	26,160	34.1%	COPR	HORWITH	CITX300157
10/29/07	11/19/07	003246000	42086	67,820	51,440	16,380	24.2%	COPR	HORWITH	CITX300157
10/29/07	11/19/07	003246002	42087	24,620	48,820	(24,200)	-98.3%	COPR	HORWITH	CITX300157
10/29/07	11/19/07	003246003	42088	30,720	50,180	(19,460)	-63.3%	COPR	HORWITH	HLMX1202
10/29/07	11/19/07	003246004	42089	24,640	52,140	(27,500)	-111.6%	COPR	HORWITH	CITX300157
10/29/07	11/19/07	003246005	42090	55,240	52,340	2,900	5.2%	COPR	HORWITH	HLMX1202
10/29/07	11/19/07	003246006	42091	48,540	49,980	(1,440)	-3.0%	COPR	HORWITH	HLMX1202
10/29/07	11/19/07	003246007	42092	69,440	49,500	19,940	28.7%	COPR	HORWITH	HLMX1202
10/29/07	11/19/07	003246008	42093	68,480	49,900	18,580	27.1%	COPR	HORWITH	CITX300103
10/29/07	11/19/07	003246009	42094	67,220	48,000	19,220	28.6%	COPR	HORWITH	CITX300103
10/29/07	11/19/07	003246010	42095	33,620	48,180	(14,560)	-43.3%	COPR	HORWITH	CITX300103
10/29/07	11/19/07	003246011	42096	33,640	49,780	(16,140)	-48.0%	COPR	HORWITH	CITX300103
10/29/07	11/19/07	003246012	42097	39,240	49,000	(9,760)	-24.9%	COPR	HORWITH	CHUX115
10/29/07	11/19/07	003246013	42098	76,560	49,500	27,060	35.3%	COPR	HORWITH	CHUX115
10/29/07	11/19/07	003246014	42099	38,760	49,300	(10,540)	-27.2%	COPR	HORWITH	CHUX115
10/29/07	11/19/07	003246015	42100	38,760	50,680	(11,920)	-30.8%	COPR	HORWITH	CHUX115
10/29/07	11/19/07	003246016	42101	14,880	48,380	(33,500)	-225.1%	COPR	HORWITH	NDYX320344
10/29/07	11/19/07	003246017	42102	76,540	50,640	25,900	33.8%	COPR	HORWITH	NDYX320344
10/29/07	11/19/07	003246018	42103	37,720	51,560	(13,840)	-36.7%	COPR	HORWITH	NDYX320344
10/29/07	11/19/07	003246019	42104	67,800	50,920	16,880	24.9%	COPR	HORWITH	NDYX320344
10/29/07	11/19/07	003246020	42105	27,700	50,540	(22,840)	-82.5%	COPR	HORWITH	JTLX30173
10/29/07	11/19/07	003246021	42106	76,680	50,120	26,560	34.6%	COPR	HORWITH	JTLX30173
10/29/07	11/19/07	003246022	42107	77,260	49,980	27,280	35.3%	COPR	HORWITH	JTLX30173
10/29/07	11/19/07	003246023	42108	58,200	50,100	8,100	13.9%	COPR	HORWITH	CITX300109
10/29/07	11/19/07	003246024	42109	18,880	51,780	(32,900)	-174.3%	COPR	HORWITH	JTLX30173
10/29/07	11/19/07	003246025	42110	77,740	47,880	29,860	38.4%	COPR	HORWITH	CITX300109
10/29/07	11/19/07	003246026	42111	33,940	51,340	(17,400)	-51.3%	COPR	HORWITH	CITX300109
10/29/07	11/19/07	003246027	42112	33,940	51,440	(17,500)	-51.6%	COPR	HORWITH	CITX300109
10/30/07	11/28/07	003246028	42113	55,660	50,620	5,040	9.1%	COPR	HORWITH	CHUX129
10/30/07	11/28/07	003246029	42114	68,040	49,460	18,580	27.3%	COPR	HORWITH	CHUX129
10/30/07	11/28/07	003246030	42115	34,320	49,820	(15,500)	-45.2%	COPR	HORWITH	CHUX129
10/30/07	11/28/07	003246031	42116	34,320	49,840	(15,520)	-45.2%	COPR	HORWITH	CHUX129
10/30/07	02/20/08	003246032	42117	39,460	49,920	(10,460)	-26.5%	COPR	HORWITH	CHUX148
10/30/07	02/20/08	003246033	42118	68,560	51,640	16,920	24.7%	COPR	HORWITH	CHUX148
10/30/07	02/20/08	003246034	42119	69,060	50,920	18,140	26.3%	COPR	HORWITH	CHUX148
10/30/07	02/20/08	003246035	42120	25,180	49,920	(24,740)	-98.3%	COPR	HORWITH	CHUX148
10/30/07	11/28/07	003246036	42121	68,960	50,660	18,300	26.5%	COPR	HORWITH	CEFX35799
10/30/07	11/28/07	003246037	42122	48,540	50,740	(2,200)	-4.5%	COPR	HORWITH	CEFX35799
10/30/07	11/28/07	003246038	42123	47,160	50,200	(3,040)	-6.4%	COPR	HORWITH	CEFX35799
10/30/07	11/28/07	003246039	42124	37,640	50,280	(12,640)	-33.6%	COPR	HORWITH	CEFX35799
10/30/07	11/28/07	003246040	42125	76,860	49,300	27,560	35.9%	COPR	HORWITH	CHUX242
10/30/07	11/28/07	003246041	42126	68,760	50,080	18,680	27.2%	COPR	HORWITH	CHUX242
10/30/07	11/28/07	003246042	42127	26,060	51,080	(25,020)	-96.0%	COPR	HORWITH	CHUX242
10/30/07	11/28/07	003246043	42128	26,060	49,320	(23,260)	-89.3%	COPR	HORWITH	CHUX242
10/30/07	02/20/08	003246044	42129	8,160	51,520	(43,360)	-531.4%	COPR	HORWITH	JTLX30113
10/30/07	02/20/08	003246045	42130	69,140	49,740	19,400	28.1%	COPR	HORWITH	JTLX30113
10/30/07	02/20/08	003246046	42131	68,880	50,560	18,320	26.6%	COPR	HORWITH	JTLX30113
10/30/07	02/20/08	003246047	42132	51,440	49,660	1,780	3.5%	COPR	HORWITH	JTLX30113

HONEYWELL SA-7 USE HAZARDOUS WASTE TRACKING (2006)										
Date Shipped	Date of Return Manifest	State Manifest	Man. Doc #	Facilty Manifest Weight (lbs)	Estimated Weight (lbs)	Manifest - Estimate (lbs)	Manifest - Estimate (%)	Material	Transporter	RAILCAR #
10/30/07	02/20/08	003246048	42133	15,360	48,000	(32,640)	-212.5%	COPR	HORWITH	CITX300100
10/30/07	02/20/08	003246049	42134	69,100	48,400	20,700	30.0%	COPR	HORWITH	CITX300100
10/30/07	02/20/08	003246050	42135	77,220	50,000	27,220	35.2%	COPR	HORWITH	CITX300100
10/30/07	11/28/07	003246051	42136	67,140	48,280	18,860	28.1%	COPR	HORWITH	JTLX168
10/30/07	02/20/08	003246052	42137	29,760	49,340	(19,580)	-65.8%	COPR	HORWITH	CITX300100
10/30/07	11/28/07	003246053	42138	75,520	50,100	25,420	33.7%	COPR	HORWITH	JTLX168
10/30/07	11/28/07	003246054	42139	24,720	48,640	(23,920)	-96.8%	COPR	HORWITH	JTLX168
10/30/07	11/28/07	003246055	42140	24,740	48,540	(23,800)	-96.2%	COPR	HORWITH	JTLX168
10/30/07	11/28/07	003246056	42141	51,320	45,600	5,720	11.1%	COPR	HORWITH	CEFX31058
10/30/07	11/28/07	003246057	42142	67,500	48,220	19,280	28.6%	COPR	HORWITH	CEFX31058
10/30/07	11/28/07	003246058	42143	33,900	46,020	(12,120)	-35.8%	COPR	HORWITH	CEFX31058
10/30/07	11/28/07	003246059	42144	33,920	49,340	(15,420)	-45.5%	COPR	HORWITH	CEFX31058
10/30/07	02/20/08	003246060	42145	37,780	50,140	(12,360)	-32.7%	COPR	HORWITH	NDYX320426
10/30/07	02/20/08	003246061	42146	68,680	49,800	18,880	27.5%	COPR	HORWITH	NDYX320426
10/30/07	02/20/08	003246062	42147	76,740	50,020	26,720	34.8%	COPR	HORWITH	NDYX320426
10/30/07	02/20/08	003246063	42148	16,500	52,020	(35,520)	-215.3%	COPR	HORWITH	NDYX320426
10/30/07	02/20/08	003246064	42149	55,900	48,120	7,780	13.9%	COPR	HORWITH	CHUX259
10/30/07	02/20/08	003246065	42150	76,300	49,220	27,080	35.5%	COPR	HORWITH	CHUX259
10/30/07	02/20/08	003246066	42151	29,940	48,500	(18,560)	-62.0%	COPR	HORWITH	CHUX259
10/30/07	02/20/08	003246067	42152	29,940	48,980	(19,040)	-63.6%	COPR	HORWITH	CHUX259
10/30/07	11/28/07	003246068	42153	17,360	49,880	(32,520)	-187.3%	COPR	HORWITH	NDYX320445
10/30/07	11/28/07	003246069	42154	69,540	51,780	17,760	25.5%	COPR	HORWITH	NDYX320445
10/30/07	11/28/07	003246070	42155	69,520	50,120	19,400	27.9%	COPR	HORWITH	NDYX320445
10/30/07	11/28/07	003246071	42156	48,900	52,180	(3,280)	-6.7%	COPR	HORWITH	NDYX320445
10/30/07	11/28/07	003246072	42157	49,680	51,380	(1,700)	-3.4%	COPR	HORWITH	JTLX141
10/30/07	11/28/07	003246073	42158	76,000	51,440	24,560	32.3%	COPR	HORWITH	JTLX141
10/30/07	11/28/07	003246074	42159	18,300	51,820	(33,520)	-183.2%	COPR	HORWITH	JTLX30172
10/30/07	11/28/07	003246075	42160	77,700	50,540	27,160	35.0%	COPR	HORWITH	JTLX30172
10/30/07	11/28/07	003246076	42161	76,620	51,280	25,340	33.1%	COPR	HORWITH	JTLX30172
10/30/07	11/28/07	003246077	42162	29,240	51,240	(22,000)	-75.2%	COPR	HORWITH	JTLX30172
10/30/07	11/28/07	003246078	42163	67,760	50,060	17,700	26.1%	COPR	HORWITH	JTLX105
10/30/07	11/28/07	003246079	42164	49,800	50,780	(980)	-2.0%	COPR	HORWITH	JTLX105
10/30/07	11/28/07	003246080	42165	68,360	51,120	17,240	25.2%	COPR	HORWITH	JTLX105
10/30/07	11/28/07	003246081	42166	15,500	51,020	(35,520)	-229.2%	COPR	HORWITH	JTLX105
10/30/07	11/28/07	003246082	42167	51,900	50,480	1,420	2.7%	COPR	HORWITH	CITX300117
10/30/07	11/28/07	003246083	42168	78,000	51,860	26,140	33.5%	COPR	HORWITH	CITX300117
10/30/07	11/28/07	003246084	42169	34,000	49,720	(15,720)	-46.2%	COPR	HORWITH	CITX300117
10/30/07	11/28/07	003246085	42170	34,020	49,960	(15,940)	-46.9%	COPR	HORWITH	CITX300117
10/30/07	11/28/07	003246086	42171	8,360	51,920	(43,560)	-521.1%	COPR	HORWITH	CEFX31032
10/30/07	11/28/07	003246087	42172	67,440	51,060	16,380	24.3%	COPR	HORWITH	CEFX31032
10/30/07	11/28/07	003246088	42173	76,220	51,360	24,860	32.6%	COPR	HORWITH	CEFX31032
10/30/07	11/28/07	003246089	42174	53,340	51,280	2,060	3.9%	COPR	HORWITH	CEFX31032
10/30/07	11/28/07	003246090	42175	25,100	51,280	(26,180)	-104.3%	COPR	HORWITH	CITX300027
10/30/07	11/28/07	003246091	42176	68,740	49,420	19,320	28.1%	COPR	HORWITH	CITX300027
10/30/07	11/28/07	003246092	42177	67,780	51,300	16,480	24.3%	COPR	HORWITH	CITX300027
10/30/07	11/28/07	003246093	42178	35,160	48,400	(13,240)	-37.7%	COPR	HORWITH	CITX300027
10/30/07	11/28/07	003246094	42179	32,460	50,180	(17,720)	-54.6%	COPR	HORWITH	NDYX320459
10/30/07	11/28/07	003246095	42180	76,500	52,300	24,200	31.6%	COPR	HORWITH	NDYX320459
10/30/07	11/28/07	003246096	42181	77,340	52,100	25,240	32.6%	COPR	HORWITH	NDYX320459
10/30/07	11/28/07	003246097	42182	15,340	50,060	(34,720)	-226.3%	COPR	HORWITH	NDYX320459
10/31/07	11/28/07	003246098	42183	38,500	51,620	(13,120)	-34.1%	COPR	HORWITH	JTLX141
10/31/07	11/28/07	003246099	42184	38,480	50,880	(12,400)	-32.2%	COPR	HORWITH	JTLX141
10/31/07	11/28/07	003246100	42185	76,640	49,160	27,480	35.9%	COPR	HORWITH	JTLX260
10/31/07	11/28/07	003246101	42186	77,340	50,240	27,100	35.0%	COPR	HORWITH	JTLX260
10/31/07	11/28/07	003246102	42187	22,220	50,380	(28,160)	-126.7%	COPR	HORWITH	JTLX260
10/31/07	11/28/07	003246103	42188	22,220	51,940	(29,720)	-133.8%	COPR	HORWITH	JTLX260
10/31/07	11/28/07	003246104	42189	14,580	50,820	(36,240)	-248.6%	COPR	HORWITH	CHUX202
10/31/07	11/28/07	003246105	42190	68,880	50,860	18,020	26.2%	COPR	HORWITH	CHUX202
10/31/07	11/28/07	003246106	42191	66,680	50,900	15,780	23.7%	COPR	HORWITH	CHUX202
10/31/07	11/28/07	003246107	42192	50,360	51,340	(980)	-1.9%	COPR	HORWITH	CHUX202
10/31/07	11/28/07	003246108	42193	54,940	49,980	4,960	9.0%	COPR	HORWITH	CEFX31068
10/31/07	11/28/07	003246109	42194	22,780	51,280	(28,500)	-125.1%	COPR	HORWITH	CEFX31068
10/31/07	12/10/07	003246110	42195	30,260	51,320	(21,060)	-69.6%	COPR	HORWITH	JTLX264
10/31/07	11/28/07	003246111	42196	67,560	51,640	15,920	23.6%	COPR	HORWITH	CEFX31068
10/31/07	11/28/07	003246112	42197	54,860	50,180	4,680	8.5%	COPR	HORWITH	CEFX31068
10/31/07	12/10/07	003246113	42198	67,360	50,980	16,380	24.3%	COPR	HORWITH	JTLX264
10/31/07	12/10/07	003246114	42199	67,380	49,720	17,660	26.2%	COPR	HORWITH	JTLX264
10/31/07	12/10/07	003246115	42200	30,260	50,040	(19,780)	-65.4%	COPR	HORWITH	JTLX264
10/31/07	11/28/07	003246116	42201	58,660	49,880	8,780	15.0%	COPR	HORWITH	JTLX30165
10/31/07	11/28/07	003246117	42202	12,660	49,500	(36,840)	-291.0%	COPR	HORWITH	JTLX30152
10/31/07	11/28/07	003246118	42203	70,020	50,020	20,000	28.6%	COPR	HORWITH	JTLX30152
10/31/07	11/28/07	003246119	42204	67,320	48,780	18,540	27.5%	COPR	HORWITH	JTLX30152
10/31/07	11/28/07	003246120	42205	44,200	49,040	(4,840)	-11.0%	COPR	HORWITH	JTLX30152
10/31/07	11/28/07	003246121	42206	68,900	48,520	20,380	29.6%	COPR	HORWITH	MHFX5629

Honeywell

HONEYWELL SA-7 USE HAZARDOUS WASTE TRACKING (2006)										
Date Shipped	Date of Return Manifest	State Manifest	Man. Doc #	Facilty Manifest Weight (lbs)	Estimated Weight (lbs)	Manifest - Estimate (lbs)	Manifest - Estimate (%)	Material	Transporter	RAILCAR #
10/31/07	11/28/07	003246122	42207	68,920	48,000	20,920	30.4%	COPR	HORWITH	MHFX5629
10/31/07	11/28/07	003246123	42208	26,980	48,980	(22,000)	-81.5%	COPR	HORWITH	MHFX5629
10/31/07	11/28/07	003246124	42209	26,960	49,380	(22,420)	-83.2%	COPR	HORWITH	MHFX5629
10/31/07	11/28/07	003246125	42210	37,540	49,880	(12,340)	-32.9%	COPR	HORWITH	HLMX1118
10/31/07	11/28/07	003246126	42211	75,840	49,020	26,820	35.4%	COPR	HORWITH	HLMX1118
10/31/07	11/28/07	003246127	42212	77,140	50,560	26,580	34.5%	COPR	HORWITH	HLMX1118
10/31/07	11/28/07	003246128	42213	8,760	50,100	(41,340)	-471.9%	COPR	HORWITH	HLMX1118
10/31/07	11/28/07	003246129	42214	19,980	51,420	(31,440)	-157.4%	COPR	HORWITH	MHFX5776
10/31/07	11/28/07	003246130	42215	76,400	50,980	25,420	33.3%	COPR	HORWITH	MHFX5776
10/31/07	11/28/07	003246131	42216	67,220	50,940	16,280	24.2%	COPR	HORWITH	MHFX5776
10/31/07	11/28/07	003246132	42217	39,080	51,860	(12,780)	-32.7%	COPR	HORWITH	MHFX5776
10/31/07	12/03/07	003246133	42218	38,400	48,680	(10,280)	-26.8%	COPR	HORWITH	NDYX320452
10/31/07	12/03/07	003246134	42219	68,200	48,880	19,320	28.3%	COPR	HORWITH	NDYX320452
10/31/07	12/03/07	003246135	42220	67,340	49,040	18,300	27.2%	COPR	HORWITH	NDYX320452
10/31/07	12/03/07	003246136	42221	19,280	48,100	(28,820)	-149.5%	COPR	HORWITH	NDYX320452
10/31/07	02/20/08	003246137	42222	52,280	49,060	3,220	6.2%	COPR	HORWITH	DJLX98531
10/31/07	02/20/08	003246138	42223	69,080	51,200	17,880	25.9%	COPR	HORWITH	DJLX98531
10/31/07	02/20/08	003246139	42224	34,340	51,320	(16,980)	-49.4%	COPR	HORWITH	DJLX98531
10/31/07	02/20/08	003246140	42225	34,340	50,380	(16,040)	-46.7%	COPR	HORWITH	DJLX98531
10/31/07	11/28/07	003246141	42226	67,280	49,820	17,460	26.0%	COPR	HORWITH	MHFX5681
10/31/07	11/28/07	003246142	42227	44,420	50,640	(6,220)	-14.0%	COPR	HORWITH	MHFX5681
10/31/07	11/28/07	003246143	42228	10,700	52,020	(41,320)	-386.2%	COPR	HORWITH	CEFX33400
10/31/07	11/28/07	003246144	42229	47,920	51,040	(3,120)	-6.5%	COPR	HORWITH	CEFX33400
10/31/07	11/28/07	003246145	42230	48,300	51,220	(2,920)	-6.0%	COPR	HORWITH	CEFX33400
10/31/07	11/28/07	003246146	42231	98,980	50,820	48,160	48.7%	COPR	HORWITH	CEFX33400
10/31/07	11/28/07	003246147	42232	17,700	50,440	(32,740)	-185.0%	COPR	HORWITH	CEFX33567
10/31/07	11/28/07	003246148	42233	56,220	50,880	5,340	9.5%	COPR	HORWITH	CEFX33567
10/31/07	11/28/07	003246149	42234	68,260	49,280	18,980	27.8%	COPR	HORWITH	CEFX33567
10/31/07	11/28/07	003246150	42235	56,200	49,080	7,120	12.7%	COPR	HORWITH	CEFX33567
10/31/07	11/28/07	003246151	42236	67,140	50,920	16,220	24.2%	COPR	HORWITH	MHFX5681
10/31/07	11/28/07	003246152	42237	29,120	51,020	(21,900)	-75.2%	COPR	HORWITH	MHFX5681
10/31/07	11/28/07	003246153	42238	47,100	49,940	(2,840)	-6.0%	COPR	HORWITH	JTLX30160
10/31/07	11/28/07	003246154	42239	69,140	48,880	20,260	29.3%	COPR	HORWITH	JTLX30160
10/31/07	11/28/07	003246155	42240	69,280	51,160	18,120	26.2%	COPR	HORWITH	JTLX30160
10/31/07	11/28/07	003246156	42241	18,540	50,680	(32,140)	-173.4%	COPR	HORWITH	JTLX30160
10/31/07	11/28/07	003246157	42242	11,520	50,100	(38,580)	-334.9%	COPR	HORWITH	JTLX278
10/31/07	11/28/07	003246158	42243	76,960	50,520	26,440	34.4%	COPR	HORWITH	JTLX278
10/31/07	11/28/07	003246159	42244	76,660	48,000	28,660	37.4%	COPR	HORWITH	JTLX278
10/31/07	11/28/07	003246160	42245	38,620	50,620	(12,000)	-31.1%	COPR	HORWITH	JTLX278
10/31/07	12/03/07	003246161	42246	47,740	47,740	0	0.0%	COPR	HORWITH	CEFX33342
10/31/07	11/28/07	003246162	42247	33,680	50,780	(17,100)	-50.8%	COPR	HORWITH	JTLX30165
10/31/07	11/28/07	003246163	42248	68,360	49,300	19,060	27.9%	COPR	HORWITH	JTLX30123
10/31/07	11/28/07	003246164	42249	28,100	52,140	(24,040)	-85.6%	COPR	HORWITH	JTLX30123
10/31/07	11/28/07	003246165	42250	76,380	49,540	26,840	35.1%	COPR	HORWITH	JTLX30123
10/31/07	11/28/07	003246166	42251	28,100	50,700	(22,600)	-80.4%	COPR	HORWITH	JTLX30123
10/31/07	11/28/07	003246167	42252	76,340	51,640	24,700	32.4%	COPR	HORWITH	JTLX30165
10/31/07	11/28/07	003246168	42253	33,680	50,520	(16,840)	-50.0%	COPR	HORWITH	JTLX30165

08/28/10	SITE TONS (Month)	OCT SUB-TOTAL:	80,116,700	80,837,940	(721,240)	-0.90%
10/20/41	TONS (Site)	CUMULATIVE TOTAL:	608,441,180	614,927,620	(614,850,780)	-101.05%
12/03/32	TONS (Facility)	CUMULATIVE TOTAL:	608,441,180	614,927,620	6,486,440	1.07%

11/01/07	11/28/07	003246169	42254	67,580	49,640	17,940	26.5%	COPR	HORWITH	CEFX33525
11/01/07	11/28/07	003246170	42255	77,680	49,600	28,080	36.1%	COPR	HORWITH	CEFX33525
11/01/07	11/28/07	003246171	42256	26,880	49,220	(22,340)	-83.1%	COPR	HORWITH	CEFX33525
11/01/07	11/28/07	003246172	42257	26,880	50,240	(23,360)	-86.9%	COPR	HORWITH	CEFX33525
11/01/07	11/28/07	003246173	42258	41,680	49,100	(7,420)	-17.8%	COPR	HORWITH	MHFX5676
11/01/07	11/28/07	003246174	42259	68,380	50,420	17,960	26.3%	COPR	HORWITH	MHFX5676
11/01/07	11/28/07	003246175	42260	67,340	51,520	15,820	23.5%	COPR	HORWITH	MHFX5676
11/01/07	11/28/07	003246176	42261	20,160	49,440	(29,280)	-145.2%	COPR	HORWITH	MHFX5676
11/01/07	11/28/07	003246177	42262	14,280	49,780	(35,500)	-248.6%	COPR	HORWITH	HLMX1198
11/01/07	11/28/07	003246178	42263	77,000	51,680	25,320	32.9%	COPR	HORWITH	HLMX1198
11/01/07	11/28/07	003246179	42264	35,500	49,700	(14,200)	-40.0%	COPR	HORWITH	HLMX1198
11/01/07	11/28/07	003246180	42265	76,020	51,320	24,700	32.5%	COPR	HORWITH	HLMX1198
11/01/07	12/17/07	003246181	42266	33,240	50,980	(17,740)	-53.4%	COPR	HORWITH	JTLX30136
11/01/07	12/17/07	003246182	42267	46,280	51,860	(5,580)	-12.1%	COPR	HORWITH	JTLX30136
11/01/07	12/17/07	003246183	42268	69,140	51,180	17,960	26.0%	COPR	HORWITH	JTLX30136
11/01/07	12/17/07	003246184	42269	53,460	51,060	2,400	4.5%	COPR	HORWITH	JTLX30136
11/01/07	11/28/07	003246185	42270	76,580	51,400	25,180	32.9%	COPR	HORWITH	JTLX271
11/01/07	11/28/07	003246186	42271	76,800	50,600	26,200	34.1%	COPR	HORWITH	JTLX271
11/01/07	11/28/07	003246187	42272	22,040	49,540	(27,500)	-124.8%	COPR	HORWITH	JTLX271
11/01/07	11/28/07	003246188	42273	22,020	48,280	(26,260)	-119.3%	COPR	HORWITH	JTLX271
11/01/07	12/03/07	003246189	42274	46,760	48,020	(1,260)	-2.7%	COPR	HORWITH	JTLX156
11/01/07	12/03/07	003246190	42275	77,060	47,020	30,040	39.0%	COPR	HORWITH	JTLX156

Honeywell

HONEYWELL SA-7 USE HAZARDOUS WASTE TRACKING (2006)										
Date Shipped	Date of Return Manifest	State Manifest	Man. Doc #	Facilty Manifest Weight (lbs)	Estimated Weight (lbs)	Manifest - Estimate (lbs)	Manifest - Estimate (%)	Material	Transporter	RAILCAR #
11/01/07	12/03/07	003246191	42276	33,480	48,220	(14,740)	-44.0%	COPR	HORWITH	JTLX156
11/01/07	12/03/07	003246192	42277	33,460	50,660	(17,200)	-51.4%	COPR	HORWITH	JTLX156
11/01/07	11/28/07	003246193	42278	47,020	51,540	(4,520)	-9.6%	COPR	HORWITH	JTLX188
11/01/07	11/28/07	003246194	42279	67,360	50,360	17,000	25.2%	COPR	HORWITH	JTLX188
11/01/07	11/28/07	003246195	42280	68,040	49,380	18,660	27.4%	COPR	HORWITH	JTLX188
11/01/07	11/28/07	003246196	42281	21,020	51,840	(30,820)	-146.6%	COPR	HORWITH	JTLX188
11/01/07	11/28/07	003246197	42282	13,700	49,600	(35,900)	-262.0%	COPR	HORWITH	JTLX30122
11/01/07	11/28/07	003246198	42283	69,280	52,300	16,980	24.5%	COPR	HORWITH	JTLX30122
11/01/07	11/28/07	003246199	42284	68,820	52,000	16,820	24.4%	COPR	HORWITH	JTLX30122
11/01/07	11/28/07	003246200	42285	50,320	52,140	(1,820)	-3.6%	COPR	HORWITH	JTLX30122
11/01/07	11/28/07	003246201	42286	18,600	48,740	(30,140)	-162.0%	COPR	HORWITH	MHFX5688
11/01/07	11/28/07	003246202	42287	77,160	50,380	26,780	34.7%	COPR	HORWITH	MHFX5688
11/01/07	11/28/07	003246203	42288	69,540	51,620	17,920	25.8%	COPR	HORWITH	MHFX5688
11/01/07	11/28/07	003246204	42289	8,720	51,820	(43,100)	-494.3%	COPR	HORWITH	HLMX1274
11/01/07	11/28/07	003246205	42290	67,780	49,660	18,120	26.7%	COPR	HORWITH	HLMX1274
11/01/07	11/28/07	003246206	42291	68,560	50,740	17,820	26.0%	COPR	HORWITH	HLMX1274
11/01/07	11/28/07	003246207	42292	64,720	52,100	12,620	19.5%	COPR	HORWITH	HLMX1274
11/01/07	11/28/07	003246208	42293	31,080	51,820	(20,740)	-66.7%	COPR	HORWITH	MHFX5688
11/01/07	12/03/07	003246209	42294	62,840	52,160	10,680	17.0%	COPR	HORWITH	CHUX203
11/01/07	12/03/07	003246210	42295	67,700	49,520	18,180	26.9%	COPR	HORWITH	CHUX203
11/01/07	12/03/07	003246211	42296	55,700	50,360	5,340	9.6%	COPR	HORWITH	CHUX203
11/01/07	12/03/07	003246212	42297	12,220	48,520	(36,300)	-297.1%	COPR	HORWITH	CHUX203
11/01/07	12/03/07	003246213	42298	30,580	49,440	(18,860)	-61.7%	COPR	HORWITH	CHUX112
11/01/07	12/03/07	003246214	42299	48,540	51,480	(2,940)	-6.1%	COPR	HORWITH	CHUX112
11/01/07	02/20/08	003246215	42300	68,900	50,240	18,660	27.1%	COPR	HORWITH	CITX300101
11/01/07	12/03/07	003246216	42301	67,020	50,240	16,780	25.0%	COPR	HORWITH	CHUX112
11/01/07	02/20/08	003246217	42302	68,340	49,880	18,460	27.0%	COPR	HORWITH	CITX300101
11/01/07	02/20/08	003246218	42303	38,940	49,800	(10,860)	-27.9%	COPR	HORWITH	CITX300101
11/01/07	02/20/08	003246219	42304	38,940	51,320	(12,380)	-31.8%	COPR	HORWITH	CITX300101
11/01/07	02/20/08	003246220	42305	69,000	50,380	18,620	27.0%	COPR	HORWITH	CHUX146
11/01/07	02/20/08	003246221	42306	69,000	50,980	18,020	26.1%	COPR	HORWITH	CHUX146
11/01/07	02/20/08	003246222	42307	25,800	48,780	(22,980)	-89.1%	COPR	HORWITH	CHUX146
11/01/07	11/28/07	003246223	42308	18,120	49,900	(31,780)	-175.4%	COPR	HORWITH	CITX300153
11/01/07	02/20/08	003246224	42309	25,780	48,720	(22,940)	-89.0%	COPR	HORWITH	CHUX146
11/01/07	11/28/07	003246225	42310	22,900	49,600	(26,700)	-116.6%	COPR	HORWITH	CITX300153
11/01/07	11/28/07	003246226	42311	78,460	50,720	27,740	35.4%	COPR	HORWITH	CITX300153
11/01/07	11/28/07	003246227	42312	76,660	50,780	25,880	33.8%	COPR	HORWITH	CITX300153
11/01/07	11/28/07	003246228	42313	67,380	50,240	17,140	25.4%	COPR	HORWITH	JTLX30155
11/01/07	11/28/07	003246229	42314	67,340	47,780	19,560	29.0%	COPR	HORWITH	JTLX30155
11/01/07	11/28/07	003246230	42315	29,160	51,340	(22,180)	-76.1%	COPR	HORWITH	JTLX30155
11/01/07	11/28/07	003246231	42316	29,180	51,520	(22,340)	-76.6%	COPR	HORWITH	JTLX30155
11/01/07	11/28/07	003246232	42317	76,400	51,340	25,060	32.8%	COPR	HORWITH	JTLX268
11/01/07	11/28/07	003246233	42318	69,260	50,600	18,660	26.9%	COPR	HORWITH	JTLX268
11/01/07	11/28/07	003246234	42319	27,400	50,760	(23,360)	-85.3%	COPR	HORWITH	JTLX268
11/01/07	11/28/07	003246235	42320	27,420	50,660	(23,240)	-84.8%	COPR	HORWITH	JTLX268
11/02/07	12/03/07	003246236	42321	11,020	49,480	(38,460)	-349.0%	COPR	HORWITH	CHUX230
11/02/07	12/03/07	003246237	42322	68,740	49,920	18,820	27.4%	COPR	HORWITH	CHUX230
11/02/07	12/03/07	003246238	42323	66,840	49,600	17,240	25.8%	COPR	HORWITH	CHUX230
11/02/07	12/03/07	003246239	42324	68,660	50,580	18,080	26.3%	COPR	HORWITH	CITX300041
11/02/07	12/03/07	003246240	42325	28,920	50,080	(21,160)	-73.2%	COPR	HORWITH	CITX300041
11/02/07	12/03/07	003246241	42326	28,920	49,460	(20,540)	-71.0%	COPR	HORWITH	CITX300041
11/02/07	12/10/07	003246242	42327	67,220	51,620	15,600	23.2%	COPR	HORWITH	JTLX30100
11/02/07	12/03/07	003246243	42328	53,220	51,100	2,120	4.0%	COPR	HORWITH	CHUX230
11/02/07	12/10/07	003246244	42329	67,940	51,020	16,920	24.9%	COPR	HORWITH	JTLX30100
11/02/07	12/03/07	003246245	42330	77,040	51,640	25,400	33.0%	COPR	HORWITH	CITX300041
11/02/07	12/10/07	003246246	42331	48,040	51,520	(3,480)	-7.2%	COPR	HORWITH	JTLX30100
11/02/07	12/10/07	003246247	42332	17,120	51,300	(34,180)	-199.6%	COPR	HORWITH	JTLX30100
11/02/07	12/10/07	003246248	42333	17,780	51,980	(34,200)	-192.4%	COPR	HORWITH	CITX300034
11/02/07	12/10/07	003246249	42334	51,360	50,020	1,340	2.6%	COPR	HORWITH	CITX300034
11/02/07	12/10/07	003246250	42335	8,860	51,700	(42,840)	-483.5%	COPR	HORWITH	CHUX258
11/02/07	12/10/07	003246251	42336	97,000	50,560	46,440	47.9%	COPR	HORWITH	CHUX258
11/02/07	12/10/07	003246252	42337	67,140	51,580	15,560	23.2%	COPR	HORWITH	CITX300034
11/02/07	12/10/07	003246253	42338	68,220	51,080	17,140	25.1%	COPR	HORWITH	CITX300034
11/02/07	12/10/07	003246254	42339	67,760	48,000	19,760	29.2%	COPR	HORWITH	CEFX35851
11/02/07	12/10/07	003246255	42340	47,620	48,460	(840)	-1.8%	COPR	HORWITH	CHUX258
11/02/07	12/10/07	003246256	42341	47,680	50,180	(2,500)	-5.2%	COPR	HORWITH	CHUX258
11/02/07	12/10/07	003246257	42342	66,780	48,500	18,280	27.4%	COPR	HORWITH	CEFX35851
11/02/07	12/10/07	003246258	42343	29,640	49,720	(20,080)	-67.7%	COPR	HORWITH	CEFX35851
11/02/07	12/10/07	003246259	42344	66,720	48,740	17,980	26.9%	COPR	HORWITH	NRLX527570
11/02/07	12/10/07	003246260	42345	34,060	50,120	(16,060)	-47.2%	COPR	HORWITH	NRLX527570
11/02/07	12/10/07	003246261	42346	29,640	49,640	(20,000)	-67.5%	COPR	HORWITH	CEFX35851
11/02/07	12/10/07	003246262	42347	34,040	49,420	(15,380)	-45.2%	COPR	HORWITH	NRLX527570
11/02/07	12/10/07	003246263	42348	68,200	52,120	16,080	23.6%	COPR	HORWITH	NRLX527570
11/02/07	12/10/07	003246264	42349	27,980	51,940	(23,960)	-85.6%	COPR	HORWITH	NRLX526126

Honeywell

HONEYWELL SA-7 USE HAZARDOUS WASTE TRACKING (2006)										
Date Shipped	Date of Return Manifest	State Manifest	Man. Doc #	Facilty Manifest Weight (lbs)	Estimated Weight (lbs)	Manifest - Estimate (lbs)	Manifest - Estimate (%)	Material	Transporter	RAILCAR #
11/02/07	12/10/07	003246265	42350	66,980	49,520	17,460	26.1%	COPR	HORWITH	NRLX526126
11/02/07	12/10/07	003246266	42351	65,900	51,160	14,740	22.4%	COPR	HORWITH	NRLX526126
11/02/07	12/10/07	003246267	42352	43,880	51,860	(7,980)	-18.2%	COPR	HORWITH	NRLX526126
11/02/07	12/03/07	003246268	42353	50,640	51,340	(700)	-1.4%	COPR	HORWITH	CHUX231
11/02/07	12/03/07	003246269	42354	68,740	49,160	19,580	28.5%	COPR	HORWITH	CHUX231
11/02/07	12/03/07	003246270	42355	54,940	51,140	3,800	6.9%	COPR	HORWITH	CHUX112
11/02/07	12/03/07	003246271	42356	51,040	51,180	(140)	-0.3%	COPR	HORWITH	CEFX33449
11/02/07	12/03/07	003246272	42357	68,000	50,660	17,340	25.5%	COPR	HORWITH	CEFX33449
11/02/07	12/03/07	003246273	42358	47,320	50,480	(3,160)	-6.7%	COPR	HORWITH	CEFX33449
11/02/07	12/03/07	003246274	42359	37,380	51,480	(14,100)	-37.7%	COPR	HORWITH	CEFX33449
11/02/07	12/03/07	003246275	42360	53,600	52,060	1,540	2.9%	COPR	HORWITH	CHUX221
11/02/07	12/03/07	003246276	42361	67,620	51,900	15,720	23.2%	COPR	HORWITH	CHUX221
11/02/07	12/03/07	003246277	42362	67,980	51,340	16,640	24.5%	COPR	HORWITH	CHUX221
11/02/07	12/03/07	003246278	42363	17,940	51,560	(33,620)	-187.4%	COPR	HORWITH	CHUX221
11/02/07	12/03/07	003246279	42364	68,780	51,820	16,960	24.7%	COPR	HORWITH	CHUX231
11/02/07	11/28/07	003246280	42365	68,040	51,340	16,700	24.5%	COPR	HORWITH	NRLX585671
11/02/07	12/03/07	003246281	42366	15,120	51,380	(36,260)	-239.8%	COPR	HORWITH	CHUX231
11/02/07	11/28/07	003246282	42367	44,260	50,640	(6,380)	-14.4%	COPR	HORWITH	NRLX585671
11/02/07	11/28/07	003246283	42368	38,640	50,620	(11,980)	-31.0%	COPR	HORWITH	NDYX320337
11/02/07	11/28/07	003246284	42369	67,140	50,220	16,920	25.2%	COPR	HORWITH	NRLX585671
11/02/07	11/28/07	003246285	42370	23,920	51,820	(27,900)	-116.6%	COPR	HORWITH	NRLX585671
11/02/07	11/28/07	000857841	42371	68,180	50,020	18,160	26.6%	COPR	HORWITH	NDYX320337
11/02/07	11/28/07	003246289	42372	67,840	50,300	17,540	25.9%	COPR	HORWITH	NDYX320337
11/02/07	11/28/07	003246290	42373	22,800	51,480	(28,680)	-125.8%	COPR	HORWITH	NDYX320337
11/02/07	12/03/07	003246291	42374	76,560	51,720	24,840	32.4%	COPR	HORWITH	CHUX114
11/02/07	12/03/07	003246292	42375	70,220	51,640	18,580	26.5%	COPR	HORWITH	CHUX114
11/02/07	12/03/07	003246293	42376	28,420	50,400	(21,980)	-77.3%	COPR	HORWITH	CHUX114
11/02/07	12/03/07	003246294	42377	28,420	50,400	(21,980)	-77.3%	COPR	HORWITH	CHUX114
11/02/07	12/03/07	003246295	42378	11,640	50,080	(38,440)	-330.2%	COPR	HORWITH	CEFX35834
11/02/07	12/03/07	003246296	42379	68,700	50,380	18,320	26.7%	COPR	HORWITH	CEFX35834
11/02/07	12/03/07	003246297	42380	67,380	51,120	16,260	24.1%	COPR	HORWITH	CEFX35834
11/02/07	12/03/07	003246298	42381	54,680	50,740	3,940	7.2%	COPR	HORWITH	CEFX35834
11/02/07	12/03/07	003246299	42382	13,660	49,600	(35,940)	-263.1%	COPR	HORWITH	CHUX272
11/02/07	12/03/07	003246300	42383	69,200	50,000	19,200	27.7%	COPR	HORWITH	CHUX272
11/02/07	12/03/07	003246301	42384	68,740	50,400	18,340	26.7%	COPR	HORWITH	CHUX272
11/02/07	12/03/07	003246302	42385	49,100	50,300	(1,200)	-2.4%	COPR	HORWITH	CHUX272
11/02/07	12/03/07	003246303	42386	18,160	52,100	(33,940)	-186.9%	COPR	HORWITH	CHUX147
11/02/07	12/03/07	003246304	42387	66,660	50,820	15,840	23.8%	COPR	HORWITH	CHUX147
11/02/07	12/03/07	003246305	42388	47,840	51,260	(3,420)	-7.1%	COPR	HORWITH	CHUX147
11/02/07	12/03/07	003246306	42389	74,100	50,500	23,600	31.8%	COPR	HORWITH	CHUX147
11/05/07	12/10/07	003246307	42390	67,920	51,820	16,100	23.7%	COPR	HORWITH	CITX300022
11/05/07	12/10/07	003246308	42391	30,580	49,740	(19,160)	-62.7%	COPR	HORWITH	CITX300022
11/05/07	12/10/07	003246309	42392	66,880	49,040	17,840	26.7%	COPR	HORWITH	CITX300022
11/05/07	12/10/07	003246310	42393	36,060	50,200	(14,140)	-39.2%	COPR	HORWITH	CITX300022
11/05/07	12/10/07	003246311	42394	67,340	51,180	16,160	24.0%	COPR	HORWITH	CHUX197
11/05/07	12/10/07	003246312	42395	53,080	50,740	2,340	4.4%	COPR	HORWITH	CHUX197
11/05/07	12/10/07	003246313	42396	38,220	51,580	(13,360)	-35.0%	COPR	HORWITH	CHUX197
11/05/07	12/10/07	003246314	42397	38,240	51,980	(13,740)	-35.9%	COPR	HORWITH	CHUX197
11/05/07	12/10/07	003246315	42398	8,020	52,040	(44,020)	-548.9%	COPR	HORWITH	CHUX281
11/05/07	12/10/07	003246316	42399	66,920	50,540	16,380	24.5%	COPR	HORWITH	CHUX281
11/05/07	12/10/07	003246317	42400	66,000	50,500	15,500	23.5%	COPR	HORWITH	CHUX281
11/05/07	12/10/07	003246318	42401	67,940	51,840	16,100	23.7%	COPR	HORWITH	CHUX281
11/05/07	12/10/07	003246319	42402	10,740	52,100	(41,360)	-385.1%	COPR	HORWITH	CHUX287
11/05/07	12/10/07	003246320	42403	67,220	50,860	16,360	24.3%	COPR	HORWITH	CHUX287
11/05/07	12/10/07	003246321	42404	68,540	50,860	17,680	25.8%	COPR	HORWITH	CHUX287
11/05/07	12/10/07	003246322	42405	58,880	51,640	7,240	12.3%	COPR	HORWITH	CHUX287
11/05/07	12/12/07	003246323	42406	67,520	50,860	16,660	24.7%	COPR	HORWITH	JTLX30119
11/05/07	12/12/07	003246324	42407	67,840	50,080	17,760	26.2%	COPR	HORWITH	JTLX30119
11/05/07	12/12/07	003246325	42408	28,860	47,300	(18,440)	-63.9%	COPR	HORWITH	JTLX30119
11/05/07	12/12/07	003246326	42409	28,880	48,300	(19,420)	-67.2%	COPR	HORWITH	JTLX30119
11/05/07	12/12/07	003246327	42410	28,500	49,220	(20,720)	-72.7%	COPR	HORWITH	CHUX286
11/05/07	12/12/07	003246328	42411	67,900	50,440	17,460	25.7%	COPR	HORWITH	CHUX286
11/05/07	12/12/07	003246329	42412	68,820	48,540	20,280	29.5%	COPR	HORWITH	CHUX286
11/05/07	12/12/07	003246330	42413	34,600	50,620	(16,020)	-46.3%	COPR	HORWITH	CHUX286
11/05/07	12/12/07	003246331	42414	76,480	51,820	24,660	32.2%	COPR	HORWITH	CHUX103
11/05/07	12/12/07	003246332	42415	33,240	50,860	(17,620)	-53.0%	COPR	HORWITH	CHUX103
11/05/07	12/12/07	003246333	42416	45,180	50,860	(5,680)	-12.6%	COPR	HORWITH	CHUX150
11/05/07	12/12/07	003246334	42417	68,940	50,400	18,540	26.9%	COPR	HORWITH	CHUX103
11/05/07	12/12/07	003246335	42418	23,400	50,120	(26,720)	-114.2%	COPR	HORWITH	CHUX103
11/05/07	12/12/07	003246336	42419	76,920	51,100	25,820	33.6%	COPR	HORWITH	CHUX150
11/05/07	12/12/07	003246337	42420	68,500	52,160	16,340	23.9%	COPR	HORWITH	CHUX150
11/05/07	12/12/07	003246338	42421	76,180	51,300	24,880	32.7%	COPR	HORWITH	JTLX30132
11/05/07	12/12/07	003246339	42422	14,500	50,960	(36,460)	-251.4%	COPR	HORWITH	CHUX150
11/05/07	12/12/07	003246340	42423	46,880	51,260	(4,380)	-9.3%	COPR	HORWITH	JTLX30132

HONEYWELL SA-7 USE HAZARDOUS WASTE TRACKING (2006)										
Date Shipped	Date of Return Manifest	State Manifest	Man. Doc #	Facilty Manifest Weight (lbs)	Estimated Weight (lbs)	Manifest - Estimate (lbs)	Manifest - Estimate (%)	Material	Transporter	RAILCAR #
11/05/07	12/12/07	003246341	42424	37,380	50,400	(13,020)	-34.8%	COPR	HORWITH	JTLX30132
11/05/07	12/12/07	003246342	42425	37,380	50,220	(12,840)	-34.3%	COPR	HORWITH	JTLX30132
11/05/07	12/12/07	003246343	42426	75,280	49,940	25,340	33.7%	COPR	HORWITH	CHUX264
11/05/07	12/12/07	003246344	42427	33,200	49,520	(16,320)	-49.2%	COPR	HORWITH	CHUX264
11/05/07	12/12/07	003246345	42428	67,840	51,200	16,640	24.5%	COPR	HORWITH	CHUX264
11/05/07	12/12/07	003246346	42429	33,220	51,260	(18,040)	-54.3%	COPR	HORWITH	CHUX264
11/05/07	12/12/07	003246347	42430	67,960	50,160	17,800	26.2%	COPR	HORWITH	CHUX268
11/05/07	12/12/07	003246348	42431	46,480	50,760	(4,280)	-9.2%	COPR	HORWITH	CHUX268
11/05/07	12/12/07	003246349	42432	63,160	51,080	12,080	19.1%	COPR	HORWITH	CHUX268
11/05/07	12/12/07	003246350	42433	23,260	50,460	(27,200)	-116.9%	COPR	HORWITH	CHUX268
11/05/07	12/17/07	003246351	42434	36,080	51,720	(15,640)	-43.3%	COPR	HORWITH	CHUX145
11/05/07	12/17/07	003246352	42435	67,520	50,980	16,540	24.5%	COPR	HORWITH	CHUX145
11/05/07	12/17/07	003246353	42436	66,940	51,800	15,140	22.6%	COPR	HORWITH	CHUX145
11/05/07	12/17/07	003246354	42437	36,240	50,880	(14,640)	-40.4%	COPR	HORWITH	CHUX145
11/05/07	12/12/07	003246355	42438	31,700	48,400	(16,700)	-52.7%	COPR	HORWITH	JTLX30111
11/05/07	12/12/07	003246356	42439	67,420	50,740	16,680	24.7%	COPR	HORWITH	JTLX30111
11/05/07	12/12/07	003246357	42440	68,540	51,500	17,040	24.9%	COPR	HORWITH	JTLX30111
11/05/07	12/03/07	003246358	42441	9,420	51,720	(42,300)	-449.0%	COPR	HORWITH	CHUX224
11/05/07	12/12/07	003246359	42442	30,740	51,020	(20,280)	-66.0%	COPR	HORWITH	JTLX30111
11/05/07	12/03/07	003246360	42443	76,420	50,980	25,440	33.3%	COPR	HORWITH	CHUX224
11/05/07	12/03/07	003246361	42444	76,060	49,860	26,200	34.4%	COPR	HORWITH	CHUX224
11/05/07	12/03/07	003246362	42445	38,400	51,780	(13,380)	-34.8%	COPR	HORWITH	CHUX224
11/05/07	12/03/07	003246363	42446	67,200	50,680	16,520	24.6%	COPR	HORWITH	CITX300148
11/05/07	12/03/07	003246364	42447	76,280	50,840	25,440	33.4%	COPR	HORWITH	CITX300148
11/05/07	12/03/07	003246365	42448	28,920	50,500	(21,580)	-74.6%	COPR	HORWITH	CITX300148
11/05/07	12/03/07	003246366	42449	28,940	49,280	(20,340)	-70.3%	COPR	HORWITH	CITX300148
11/05/07	12/03/07	003246367	42450	9,640	50,260	(40,620)	-421.4%	COPR	HORWITH	JTLX30133
11/05/07	12/03/07	003246368	42451	67,760	51,060	16,700	24.6%	COPR	HORWITH	JTLX30133
11/05/07	12/10/07	003246369	42452	61,180	51,700	9,480	15.5%	COPR	HORWITH	CITX300156
11/05/07	12/03/07	003246370	42453	47,220	50,620	(3,400)	-7.2%	COPR	HORWITH	JTLX30133
11/05/07	12/03/07	003246371	42454	87,340	51,860	35,480	40.6%	COPR	HORWITH	JTLX30133
11/05/07	12/10/07	003246372	42455	76,260	49,440	26,820	35.2%	COPR	HORWITH	CITX300156
11/05/07	12/10/07	003246373	42456	33,000	51,960	(18,960)	-57.5%	COPR	HORWITH	CITX300156
11/05/07	12/10/07	003246374	42457	33,020	51,040	(18,020)	-54.6%	COPR	HORWITH	CITX300156
11/05/07	12/17/07	003246375	42458	33,300	52,160	(18,860)	-56.6%	COPR	HORWITH	CHUX130
11/05/07	12/17/07	003246376	42459	47,440	50,980	(3,540)	-7.5%	COPR	HORWITH	CHUX130
11/06/07	12/12/07	003246377	42460	54,100	50,140	3,960	7.3%	COPR	HORWITH	NRLX527649
11/06/07	12/12/07	003246378	42461	75,680	50,660	25,020	33.1%	COPR	HORWITH	NRLX527649
11/06/07	12/12/07	003246379	42462	34,260	49,540	(15,280)	-44.6%	COPR	HORWITH	NRLX527649
11/06/07	12/12/07	003246380	42463	34,280	51,840	(17,560)	-51.2%	COPR	HORWITH	NRLX527649
11/06/07	12/12/07	003246381	42464	66,020	50,020	16,000	24.2%	COPR	HORWITH	JTLX86
11/06/07	12/12/07	003246382	42465	66,320	48,320	18,000	27.1%	COPR	HORWITH	JTLX86
11/06/07	12/12/07	003246383	42466	54,320	50,140	4,180	7.7%	COPR	HORWITH	JTLX86
11/06/07	12/12/07	003246384	42467	53,220	51,160	2,060	3.9%	COPR	HORWITH	JTLX30121
11/06/07	12/12/07	003246385	42468	14,140	51,560	(37,420)	-264.6%	COPR	HORWITH	JTLX86
11/06/07	12/12/07	003246386	42469	74,500	52,060	22,440	30.1%	COPR	HORWITH	JTLX30121
11/06/07	12/12/07	003246387	42470	37,540	50,160	(12,620)	-33.6%	COPR	HORWITH	JTLX30121
11/06/07	12/12/07	003246388	42471	37,520	50,380	(12,860)	-34.3%	COPR	HORWITH	JTLX30121
11/06/07	12/12/07	003246389	42472	73,880	50,880	23,000	31.1%	COPR	HORWITH	HLMX1125
11/06/07	12/12/07	003246390	42473	74,640	51,560	23,080	30.9%	COPR	HORWITH	HLMX1125
11/06/07	12/12/07	003246391	42474	26,020	50,440	(24,420)	-93.9%	COPR	HORWITH	HLMX1125
11/06/07	12/12/07	003246392	42475	26,020	49,800	(23,780)	-91.4%	COPR	HORWITH	HLMX1125
11/06/07	12/12/07	003246393	42476	17,340	48,660	(31,320)	-180.6%	COPR	HORWITH	CHUX201
11/06/07	12/12/07	003246394	42477	67,540	48,140	19,400	28.7%	COPR	HORWITH	CHUX201
11/06/07	12/12/07	003246395	42478	67,600	49,300	18,300	27.1%	COPR	HORWITH	CHUX201
11/06/07	12/12/07	003246396	42479	42,500	49,380	(6,880)	-16.2%	COPR	HORWITH	CHUX201
11/06/07	12/13/07	003246397	42480	24,960	48,760	(23,800)	-95.4%	COPR	HORWITH	CEFX31029
11/06/07	12/13/07	003246398	42481	65,840	50,900	14,940	22.7%	COPR	HORWITH	CEFX31029
11/06/07	12/13/07	003246399	42482	67,720	50,760	16,960	25.0%	COPR	HORWITH	CEFX31029
11/06/07	12/13/07	003246400	42483	42,340	50,880	(8,540)	-20.2%	COPR	HORWITH	CEFX31029
11/06/07	12/13/07	003246401	42484	68,180	50,760	17,420	25.6%	COPR	HORWITH	CEFX35847
11/06/07	12/13/07	003246402	42485	11,260	50,360	(39,100)	-347.2%	COPR	HORWITH	CEFX35847
11/06/07	12/13/07	003246403	42486	75,180	48,000	27,180	36.2%	COPR	HORWITH	CEFX35847
11/06/07	12/13/07	003246404	42487	44,280	50,540	(6,260)	-14.1%	COPR	HORWITH	CEFX35847
11/06/07	12/12/07	003246405	42488	47,840	45,240	2,600	5.4%	COPR	HORWITH	CITX300127
11/06/07	12/12/07	003246406	42489	52,820	50,380	2,440	4.6%	COPR	HORWITH	CITX300127
11/06/07	12/12/07	003246407	42490	67,500	49,360	18,140	26.9%	COPR	HORWITH	CITX300127
11/06/07	12/12/07	003246408	42491	27,540	50,380	(22,840)	-82.9%	COPR	HORWITH	CITX300127
11/06/07	12/12/07	003246409	42492	45,420	48,900	(3,480)	-7.7%	COPR	HORWITH	JTLX4051
11/06/07	12/12/07	003246410	42493	68,460	50,640	17,820	26.0%	COPR	HORWITH	JTLX4051
11/06/07	12/12/07	003246411	42494	69,200	50,260	18,940	27.4%	COPR	HORWITH	JTLX4051
11/06/07	12/12/07	003246412	42495	17,200	51,040	(33,840)	-196.7%	COPR	HORWITH	JTLX4051
11/06/07	01/07/08	003246413	42496	67,180	51,580	15,600	23.2%	COPR	HORWITH	JTLX263
11/06/07	01/07/08	003246414	42497	74,680	49,200	25,480	34.1%	COPR	HORWITH	JTLX263

Honeywell

HONEYWELL SA-7 USE HAZARDOUS WASTE TRACKING (2006)										
Date Shipped	Date of Return Manifest	State Manifest	Man. Doc #	Facilty Manifest Weight (lbs)	Estimated Weight (lbs)	Manifest - Estimate (lbs)	Manifest - Estimate (%)	Material	Transporter	RAILCAR #
11/06/07	01/07/08	003246415	42498	29,140	50,900	(21,760)	-74.7%	COPR	HORWITH	JTLX263
11/06/07	01/07/08	003246416	42499	29,140	50,420	(21,280)	-73.0%	COPR	HORWITH	JTLX263
11/06/07	12/17/07	003246417	42500	46,920	50,600	(3,680)	-7.8%	COPR	HORWITH	CHUX130
11/06/07	12/17/07	003246418	42501	83,380	50,340	33,040	39.6%	COPR	HORWITH	CHUX130
11/06/07	12/12/07	003246419	42502	67,580	51,860	15,720	23.3%	COPR	HORWITH	CHUX267
11/06/07	12/12/07	003246420	42503	49,600	51,260	(1,660)	-3.3%	COPR	HORWITH	CHUX267
11/06/07	12/12/07	003246421	42504	67,340	51,040	16,300	24.2%	COPR	HORWITH	CHUX267
11/06/07	12/12/07	003246422	42505	19,540	50,200	(30,660)	-156.9%	COPR	HORWITH	CHUX267
11/06/07	12/12/07	003246423	42506	26,760	50,240	(23,480)	-87.7%	COPR	HORWITH	JTLX30118
11/06/07	12/12/07	003246424	42507	68,900	51,520	17,380	25.2%	COPR	HORWITH	JTLX30118
11/06/07	12/12/07	003246425	42508	67,380	52,140	15,240	22.6%	COPR	HORWITH	JTLX30118
11/06/07	12/12/07	003246426	42509	41,020	50,520	(9,500)	-23.2%	COPR	HORWITH	JTLX30118
11/06/07	12/12/07	003246427	42510	21,600	49,360	(27,760)	-128.5%	COPR	HORWITH	CITX300138
11/06/07	12/12/07	003246428	42511	67,400	50,980	16,420	24.4%	COPR	HORWITH	CITX300138
11/06/07	12/12/07	003246429	42512	67,900	50,980	16,920	24.9%	COPR	HORWITH	CITX300138
11/06/07	12/12/07	003246430	42513	41,860	49,220	(7,360)	-17.6%	COPR	HORWITH	CITX300138
11/06/07	12/13/07	003246431	42514	14,480	50,360	(35,880)	-247.8%	COPR	HORWITH	CEFX31070
11/06/07	12/13/07	003246432	42515	68,680	48,680	20,000	29.1%	COPR	HORWITH	CEFX31070
11/06/07	12/13/07	003246433	42516	68,680	49,720	18,960	27.6%	COPR	HORWITH	CEFX31070
11/06/07	12/13/07	003246434	42517	45,920	50,160	(4,240)	-9.2%	COPR	HORWITH	CEFX31070
11/06/07	12/13/07	003246435	42518	76,600	51,080	25,520	33.3%	COPR	HORWITH	CEFX35819
11/06/07	12/13/07	003246436	42519	69,000	50,580	18,420	26.7%	COPR	HORWITH	CEFX35819
11/06/07	12/13/07	003246437	42520	27,240	50,100	(22,860)	-83.9%	COPR	HORWITH	CEFX35819
11/06/07	12/13/07	003246438	42521	27,240	49,300	(22,060)	-81.0%	COPR	HORWITH	CEFX35819
11/06/07	12/12/07	003246439	42522	67,400	49,220	18,180	27.0%	COPR	HORWITH	NRLX528057
11/06/07	12/12/07	003246440	42523	67,360	50,480	16,880	25.1%	COPR	HORWITH	NRLX528057
11/06/07	12/12/07	003246441	42524	33,780	50,420	(16,640)	-49.3%	COPR	HORWITH	NRLX528057
11/06/07	12/12/07	003246442	42525	33,780	50,600	(16,820)	-49.8%	COPR	HORWITH	NRLX528057
11/06/07	12/12/07	003246443	42526	30,760	51,560	(20,800)	-67.6%	COPR	HORWITH	CHUX195
11/06/07	12/12/07	003246444	42527	74,420	51,620	22,800	30.6%	COPR	HORWITH	CHUX195
11/06/07	12/12/07	003246445	42528	76,380	50,060	26,320	34.5%	COPR	HORWITH	CHUX195
11/06/07	12/12/07	003246446	42529	19,280	48,060	(28,780)	-149.3%	COPR	HORWITH	CHUX195
11/07/07	12/03/07	003246447	42530	67,680	50,840	16,840	24.9%	COPR	HORWITH	NRLX527976
11/07/07	12/03/07	003246448	42531	67,800	50,460	17,340	25.6%	COPR	HORWITH	NRLX527976
11/07/07	12/03/07	003246449	42532	33,520	48,800	(15,280)	-45.6%	COPR	HORWITH	NRLX527976
11/07/07	12/03/07	003246450	42533	33,520	50,140	(16,620)	-49.6%	COPR	HORWITH	NRLX527976
11/07/07	12/03/07	003246451	42534	48,080	49,280	(1,200)	-2.5%	COPR	HORWITH	CHUX243
11/07/07	12/03/07	003246452	42535	68,340	50,200	18,140	26.5%	COPR	HORWITH	CHUX243
11/07/07	12/03/07	003246453	42536	49,000	51,020	(2,020)	-4.1%	COPR	HORWITH	CHUX243
11/07/07	12/03/07	003246454	42537	25,400	49,600	(24,200)	-95.3%	COPR	HORWITH	CHUX243
11/07/07	12/03/07	003246455	42538	41,460	50,720	(9,260)	-22.3%	COPR	HORWITH	CHUX251
11/07/07	12/03/07	003246456	42539	68,380	49,840	18,540	27.1%	COPR	HORWITH	CHUX251
11/07/07	12/03/07	003246457	42540	68,660	50,100	18,560	27.0%	COPR	HORWITH	CHUX238
11/07/07	12/03/07	003246458	42541	48,720	50,400	(1,680)	-3.4%	COPR	HORWITH	CHUX251
11/07/07	12/03/07	003246459	42542	42,380	51,200	(8,820)	-20.8%	COPR	HORWITH	CHUX251
11/07/07	12/03/07	003246460	42543	69,300	50,520	18,780	27.1%	COPR	HORWITH	CHUX238
11/07/07	12/03/07	003246461	42544	67,060	49,800	17,260	25.7%	COPR	HORWITH	CHUX263
11/07/07	12/03/07	003246462	42545	68,180	50,900	17,280	25.3%	COPR	HORWITH	CHUX263
11/07/07	12/03/07	003246463	42546	31,780	50,880	(19,100)	-60.1%	COPR	HORWITH	CHUX238
11/07/07	12/03/07	003246464	42547	31,760	49,140	(17,380)	-54.7%	COPR	HORWITH	CHUX238
11/07/07	12/03/07	003246465	42548	34,380	51,060	(16,680)	-48.5%	COPR	HORWITH	CHUX263
11/07/07	12/03/07	003246466	42549	34,400	52,280	(17,880)	-52.0%	COPR	HORWITH	CHUX263
11/07/07	12/03/07	003246467	42550	7,640	49,220	(41,580)	-544.2%	COPR	HORWITH	CEFX35246
11/07/07	12/03/07	003246468	42551	76,660	48,000	28,660	37.4%	COPR	HORWITH	CEFX35246
11/07/07	12/03/07	003246469	42552	68,820	48,200	20,620	30.0%	COPR	HORWITH	CEFX35246
11/07/07	12/03/07	003246470	42553	36,860	49,000	(12,140)	-32.9%	COPR	HORWITH	CEFX35246
11/07/07	12/03/07	003246471	42554	69,640	50,200	19,440	27.9%	COPR	HORWITH	CHUX295
11/07/07	12/03/07	003246472	42555	69,240	49,420	19,820	28.6%	COPR	HORWITH	CHUX295
11/07/07	12/03/07	003246473	42556	30,900	50,060	(19,160)	-62.0%	COPR	HORWITH	CHUX295
11/07/07	12/03/07	003246474	42557	63,220	50,280	12,940	20.5%	COPR	HORWITH	JTLX170
11/07/07	12/03/07	003246475	42558	30,880	50,920	(20,040)	-64.9%	COPR	HORWITH	CHUX295
11/07/07	12/03/07	003246476	42559	77,120	50,320	26,800	34.8%	COPR	HORWITH	JTLX170
11/07/07	12/03/07	003246477	42560	30,820	51,160	(20,340)	-66.0%	COPR	HORWITH	JTLX170
11/07/07	12/03/07	003246478	42561	30,820	51,500	(20,680)	-67.1%	COPR	HORWITH	JTLX170
11/07/07	12/03/07	003246479	42562	44,120	49,660	(5,540)	-12.6%	COPR	HORWITH	CITX300158
11/07/07	12/03/07	003246480	42563	67,140	51,320	15,820	23.6%	COPR	HORWITH	CITX300158
11/07/07	12/03/07	003246481	42564	76,220	50,160	26,060	34.2%	COPR	HORWITH	CITX300158
11/07/07	12/03/07	003246482	42565	49,420	49,420	0	0.0%	COPR	HORWITH	CEFX33342
11/07/07	12/03/07	003246483	42566	12,340	49,880	(37,540)	-304.2%	COPR	HORWITH	CEFX35802
11/07/07	12/03/07	003246484	42567	76,180	49,660	26,520	34.8%	COPR	HORWITH	CEFX35802
11/07/07	12/03/07	003246485	42568	67,540	50,300	17,240	25.5%	COPR	HORWITH	CEFX35802
11/07/07	12/03/07	003246486	42569	39,020	50,580	(11,560)	-29.6%	COPR	HORWITH	CEFX35802
11/07/07	12/03/07	003246487	42570	12,940	52,140	(39,200)	-302.9%	COPR	HORWITH	CITX300158
11/07/07	12/03/07	003246488	42571	48,160	52,220	(4,060)	-8.4%	COPR	HORWITH	CHUX164

Honeywell

HONEYWELL SA-7 USE HAZARDOUS WASTE TRACKING (2006)										
Date Shipped	Date of Return Manifest	State Manifest	Man. Doc #	Facilty Manifest Weight (lbs)	Estimated Weight (lbs)	Manifest - Estimate (lbs)	Manifest - Estimate (%)	Material	Transporter	RAILCAR #
11/07/07	12/03/07	003246489	42572	67,300	52,320	14,980	22.3%	COPR	HORWITH	CHUX164
11/07/07	12/03/07	003246490	42573	67,200	51,320	15,880	23.6%	COPR	HORWITH	CHUX164
11/07/07	12/03/07	003246491	42574	31,940	50,140	(18,200)	-57.0%	COPR	HORWITH	CHUX164
11/07/07	12/03/07	003246492	42575	6,860	51,040	(44,180)	-644.0%	COPR	HORWITH	CITX300020
11/07/07	12/03/07	003246493	42576	67,320	51,120	16,200	24.1%	COPR	HORWITH	CITX300020
11/07/07	12/03/07	003246494	42577	66,700	49,460	17,240	25.8%	COPR	HORWITH	CITX300020
11/07/07	12/03/07	003246495	42578	58,560	50,240	8,320	14.2%	COPR	HORWITH	CITX300020
11/07/07	12/03/07	003246496	42579	8,740	52,160	(43,420)	-496.8%	COPR	HORWITH	CHUX314
11/07/07	12/03/07	003246497	42580	59,780	50,120	9,660	16.2%	COPR	HORWITH	CHUX314
11/07/07	12/03/07	003246498	42581	68,060	51,240	16,820	24.7%	COPR	HORWITH	CHUX314
11/07/07	12/03/07	003246499	42582	67,600	49,920	17,680	26.2%	COPR	HORWITH	CHUX314
11/07/07	12/10/07	003246500	42583	62,220	49,360	12,860	20.7%	COPR	HORWITH	NRLX528363
11/07/07	12/10/07	003253001	42584	67,360	49,340	18,020	26.8%	COPR	HORWITH	NRLX528363
11/07/07	12/10/07	003246504	42585	15,520	49,820	(34,300)	-221.0%	COPR	HORWITH	CEFX33484
11/07/07	12/10/07	003246505	42586	67,380	50,700	16,680	24.8%	COPR	HORWITH	CEFX33484
11/07/07	12/10/07	003246506	42587	75,480	50,760	24,720	32.8%	COPR	HORWITH	CEFX33484
11/07/07	12/10/07	003246507	42588	73,380	50,180	23,200	31.6%	COPR	HORWITH	NRLX528252
11/07/07	12/10/07	003246508	42589	42,460	50,300	(7,840)	-18.5%	COPR	HORWITH	CEFX33484
11/07/07	12/10/07	003246509	42590	65,940	49,940	16,000	24.3%	COPR	HORWITH	NRLX528252
11/07/07	12/10/07	003246510	42591	29,200	48,020	(18,820)	-64.5%	COPR	HORWITH	NRLX528252
11/07/07	12/10/07	003246511	42592	29,200	50,500	(21,300)	-72.9%	COPR	HORWITH	NRLX528252
11/07/07	12/03/07	003246512	42593	17,860	51,320	(33,460)	-187.3%	COPR	HORWITH	CHUX235
11/07/07	12/03/07	003246513	42594	54,900	51,680	3,220	5.9%	COPR	HORWITH	CHUX235
11/07/07	12/03/07	003246514	42595	67,100	52,520	14,580	21.7%	COPR	HORWITH	CHUX235
11/07/07	12/03/07	003246515	42596	50,500	50,500	0	0.0%	COPR	HORWITH	CEFX33342
11/07/07	12/03/07	003246516	42597	64,820	51,700	13,120	20.2%	COPR	HORWITH	CHUX235
11/08/07	12/03/07	003246517	42598	37,480	50,820	(13,340)	-35.6%	COPR	HORWITH	CEFX33346
11/08/07	12/03/07	003246518	42599	55,380	50,060	5,320	9.6%	COPR	HORWITH	CEFX33346
11/08/07	12/03/07	003246519	42600	67,320	49,720	17,600	26.1%	COPR	HORWITH	CEFX33346
11/08/07	12/03/07	003246520	42601	38,300	50,460	(12,160)	-31.7%	COPR	HORWITH	CEFX33346
11/08/07	12/03/07	003246521	42602	67,020	50,100	16,920	25.2%	COPR	HORWITH	JTLX30169
11/08/07	12/03/07	003246522	42603	68,400	50,160	18,240	26.7%	COPR	HORWITH	JTLX30169
11/08/07	12/03/07	003246523	42604	33,620	51,560	(17,940)	-53.4%	COPR	HORWITH	JTLX30169
11/08/07	12/03/07	003246524	42605	33,620	51,600	(17,980)	-53.5%	COPR	HORWITH	JTLX30169
11/08/07	12/03/07	003246525	42606	76,380	51,700	24,680	32.3%	COPR	HORWITH	CEFX35835
11/08/07	12/03/07	003246526	42607	55,640	50,460	5,180	9.3%	COPR	HORWITH	CEFX35835
11/08/07	12/03/07	003246527	42608	34,060	52,000	(17,940)	-52.7%	COPR	HORWITH	CEFX35835
11/08/07	12/03/07	003246528	42609	34,060	51,960	(17,900)	-52.6%	COPR	HORWITH	CEFX35835
11/08/07	12/10/07	003246529	42610	32,020	51,280	(19,260)	-60.1%	COPR	HORWITH	CHUX262
11/08/07	12/10/07	003246530	42611	76,080	50,440	25,640	33.7%	COPR	HORWITH	CHUX262
11/08/07	12/10/07	003246531	42612	68,320	50,600	17,720	25.9%	COPR	HORWITH	CHUX262
11/08/07	12/10/07	003246532	42613	23,060	49,140	(26,080)	-113.1%	COPR	HORWITH	CHUX262
11/08/07	12/10/07	003246533	42614	13,020	48,320	(35,300)	-271.1%	COPR	HORWITH	CITX300167
11/08/07	12/10/07	003246534	42615	69,120	48,020	21,100	30.5%	COPR	HORWITH	CITX300167
11/08/07	12/10/07	003246535	42616	42,800	49,680	(6,880)	-16.1%	COPR	HORWITH	CITX300167
11/08/07	12/10/07	003246536	42617	26,720	50,940	(24,220)	-90.6%	COPR	HORWITH	NDYX320471
11/08/07	12/26/07	003246537	42618	24,980	48,000	(23,020)	-92.2%	COPR	HORWITH	CITX300143
11/08/07	12/10/07	003246538	42619	65,280	51,980	13,300	20.4%	COPR	HORWITH	CITX300167
11/08/07	12/26/07	003246539	42620	75,960	48,880	27,080	35.7%	COPR	HORWITH	CITX300143
11/08/07	12/26/07	003246540	42621	55,040	50,100	4,940	9.0%	COPR	HORWITH	CITX300143
11/08/07	12/26/07	003246541	42622	39,020	49,960	(10,940)	-28.0%	COPR	HORWITH	CITX300143
11/08/07	12/10/07	003246542	42623	40,920	50,180	(9,260)	-22.6%	COPR	HORWITH	NDYX320472
11/08/07	12/10/07	003246543	42624	68,560	50,580	17,980	26.2%	COPR	HORWITH	NDYX320472
11/08/07	12/10/07	003246544	42625	67,260	49,700	17,560	26.1%	COPR	HORWITH	NDYX320472
11/08/07	12/10/07	003246545	42626	18,220	48,000	(29,780)	-163.4%	COPR	HORWITH	NDYX320472
11/08/07	12/10/07	003246546	42627	69,240	49,140	20,100	29.0%	COPR	HORWITH	NDYX320471
11/08/07	12/10/07	003246547	42628	68,640	49,540	19,100	27.8%	COPR	HORWITH	NDYX320471
11/08/07	12/10/07	003246548	42629	26,740	50,040	(23,300)	-87.1%	COPR	HORWITH	NDYX320471
11/08/07	12/10/07	003246549	42630	41,800	51,100	(9,300)	-22.2%	COPR	HORWITH	JTLX30101
11/08/07	12/10/07	003246550	42631	52,540	51,840	700	1.3%	COPR	HORWITH	JTLX30101
11/08/07	12/10/07	003246551	42632	77,000	51,040	25,960	33.7%	COPR	HORWITH	JTLX30101
11/08/07	12/10/07	003246552	42633	32,360	50,780	(18,420)	-56.9%	COPR	HORWITH	JTLX30101
11/08/07	12/10/07	003246553	42634	37,140	48,660	(11,520)	-31.0%	COPR	HORWITH	CHUX254
11/08/07	12/10/07	003246554	42635	67,120	49,320	17,800	26.5%	COPR	HORWITH	CHUX254
11/08/07	12/10/07	003246555	42636	23,200	51,160	(27,960)	-120.5%	COPR	HORWITH	CHUX254
11/08/07	12/10/07	003246556	42637	66,560	50,820	15,740	23.6%	COPR	HORWITH	CHUX254
11/08/07	12/10/07	003246557	42638	76,520	51,320	25,200	32.9%	COPR	HORWITH	JTLX166
11/08/07	12/10/07	003246558	42639	76,620	48,520	28,100	36.7%	COPR	HORWITH	JTLX166
11/08/07	12/10/07	003246559	42640	24,440	51,200	(26,760)	-109.5%	COPR	HORWITH	JTLX166
11/08/07	12/10/07	003246560	42641	24,440	50,840	(26,400)	-108.0%	COPR	HORWITH	JTLX166
11/08/07	12/10/07	003246561	42642	33,880	51,040	(17,160)	-50.6%	COPR	HORWITH	NRLX528363
11/08/07	12/10/07	003246562	42643	33,860	51,660	(17,800)	-52.6%	COPR	HORWITH	NRLX528363
11/08/07	12/10/07	003246563	42644	7,480	49,880	(42,400)	-566.8%	COPR	HORWITH	NRLX526199
11/08/07	12/10/07	003246564	42645	25,400	51,620	(26,220)	-103.2%	COPR	HORWITH	NRLX526199

Honeywell

HONEYWELL SA-7 USE HAZARDOUS WASTE TRACKING (2006)										
Date Shipped	Date of Return Manifest	State Manifest	Man. Doc #	Facilty Manifest Weight (lbs)	Estimated Weight (lbs)	Manifest - Estimate (lbs)	Manifest - Estimate (%)	Material	Transporter	RAILCAR #
11/08/07	12/10/07	003246565	42646	125,680	51,320	74,360	59.2%	COPR	HORWITH	NRLX526199
11/08/07	12/10/07	003246566	42647	48,240	51,720	(3,480)	-7.2%	COPR	HORWITH	NRLX526199
11/08/07	12/10/07	003246567	42648	27,480	50,960	(23,480)	-85.4%	COPR	HORWITH	MHFX5646
11/08/07	12/10/07	003246568	42649	68,740	51,460	17,280	25.1%	COPR	HORWITH	MHFX5646
11/08/07	12/10/07	003246569	42650	47,520	50,660	(3,140)	-6.6%	COPR	HORWITH	CEFX35242
11/08/07	12/10/07	003246570	42651	40,240	50,360	(10,120)	-25.1%	COPR	HORWITH	MHFX5646
11/08/07	12/10/07	003246571	42652	67,740	49,460	18,280	27.0%	COPR	HORWITH	MHFX5646
11/08/07	12/10/07	003246572	42653	47,660	51,020	(3,360)	-7.0%	COPR	HORWITH	CEFX35242
11/08/07	12/10/07	003246573	42654	54,160	51,740	2,420	4.5%	COPR	HORWITH	CEFX35242
11/08/07	12/10/07	003246574	42655	46,240	49,900	(3,660)	-7.9%	COPR	HORWITH	CEFX35242
11/08/07	12/10/07	003246575	42656	68,300	49,260	19,040	27.9%	COPR	HORWITH	NRLX526287
11/08/07	12/10/07	003246576	42657	34,380	52,060	(17,680)	-51.4%	COPR	HORWITH	NRLX526287
11/08/07	12/10/07	003246577	42658	68,320	50,220	18,100	26.5%	COPR	HORWITH	NRLX526287
11/08/07	12/10/07	003246578	42659	69,420	50,760	18,660	26.9%	COPR	HORWITH	NRLX526228
11/08/07	12/10/07	003246579	42660	34,380	49,280	(14,900)	-43.3%	COPR	HORWITH	NRLX526287
11/08/07	12/10/07	003246580	42661	33,520	50,320	(16,800)	-50.1%	COPR	HORWITH	NRLX526228
11/08/07	12/10/07	003246581	42662	60,800	50,840	9,960	16.4%	COPR	HORWITH	NRLX526228
11/08/07	12/10/07	003246582	42663	33,500	50,120	(16,620)	-49.6%	COPR	HORWITH	NRLX526228
11/08/07	12/10/07	003246583	42664	40,680	50,480	(9,800)	-24.1%	COPR	HORWITH	NRLX526646
11/08/07	12/10/07	003246584	42665	67,820	51,960	15,860	23.4%	COPR	HORWITH	NRLX526646
11/08/07	12/10/07	003246585	42666	68,720	51,260	17,460	25.4%	COPR	HORWITH	NRLX526646
11/08/07	12/10/07	003246586	42667	22,520	50,420	(27,900)	-123.9%	COPR	HORWITH	NRLX526646
11/09/07	12/10/07	003246587	42668	20,720	50,600	(29,880)	-144.2%	COPR	HORWITH	CHUX296
11/09/07	12/10/07	003246588	42669	75,780	50,240	25,540	33.7%	COPR	HORWITH	CHUX296
11/09/07	12/10/07	003246589	42670	76,840	50,200	26,640	34.7%	COPR	HORWITH	CHUX296
11/09/07	12/10/07	003246590	42671	22,600	50,600	(28,000)	-123.9%	COPR	HORWITH	CHUX296
11/09/07	12/10/07	003246591	42672	67,240	50,980	16,260	24.2%	COPR	HORWITH	JTLX30139
11/09/07	12/10/07	003246592	42673	76,320	50,480	25,840	33.9%	COPR	HORWITH	JTLX30139
11/09/07	12/10/07	003246593	42674	28,020	48,540	(20,520)	-73.2%	COPR	HORWITH	JTLX30139
11/09/07	12/10/07	003246594	42675	28,020	51,940	(23,920)	-85.4%	COPR	HORWITH	JTLX30139
11/09/07	12/10/07	003246595	42676	66,680	51,520	15,160	22.7%	COPR	HORWITH	HLMX1293
11/09/07	12/10/07	003246596	42677	67,500	50,320	17,180	25.5%	COPR	HORWITH	HLMX1293
11/09/07	12/10/07	003246597	42678	34,040	51,320	(17,280)	-50.8%	COPR	HORWITH	HLMX1293
11/09/07	12/10/07	003246598	42679	34,040	51,140	(17,100)	-50.2%	COPR	HORWITH	HLMX1293
11/09/07	12/10/07	003246599	42680	46,540	51,100	(4,560)	-9.8%	COPR	HORWITH	JTLX234
11/09/07	12/10/07	003246600	42681	44,540	51,460	(6,920)	-15.5%	CPBH COPR	HORWITH	JTLX234
11/09/07	12/10/07	003246601	42682	67,080	49,820	17,260	25.7%	COPR	HORWITH	JTLX234
11/09/07	12/10/07	003246602	42683	40,200	49,060	(8,860)	-22.0%	CPBH COPR	HORWITH	JTLX234
11/09/07	12/10/07	003246603	42684	27,920	50,680	(22,760)	-81.5%	COPR	HORWITH	CEFX33396
11/09/07	12/10/07	003246604	42685	68,060	51,240	16,820	24.7%	CPBH COPR	HORWITH	CEFX33396
11/09/07	12/10/07	003246605	42686	46,260	50,280	(4,020)	-8.7%	CPBH COPR	HORWITH	CEFX33396
11/09/07	12/10/07	003246606	42687	58,440	49,680	8,760	15.0%	CPBH COPR	HORWITH	CEFX33396
11/09/07	12/10/07	003246607	42688	7,360	48,520	(41,160)	-559.2%	CPBH COPR	HORWITH	JTLX185
11/09/07	12/10/07	003246608	42689	75,720	48,840	26,880	35.5%	CPBH COPR	HORWITH	JTLX185
11/09/07	12/10/07	003246609	42690	76,440	49,580	26,860	35.1%	CPBH COPR	HORWITH	JTLX185
11/09/07	12/10/07	003246610	42691	34,860	48,300	(13,440)	-38.6%	CPBH COPR	HORWITH	JTLX185
11/09/07	12/10/07	003246611	42692	67,220	51,260	15,960	23.7%	CPBH COPR	HORWITH	JTLX30162
11/09/07	12/10/07	003246612	42693	74,520	50,200	24,320	32.6%	CPBH COPR	HORWITH	JTLX30162
11/09/07	12/10/07	003246613	42694	29,820	49,100	(19,280)	-64.7%	COPR	HORWITH	JTLX30162
11/09/07	12/10/07	003246614	42695	29,820	50,960	(21,140)	-70.9%	COPR	HORWITH	JTLX30162
11/09/07	12/10/07	003246615	42696	49,260	48,240	1,020	2.1%	CPBH COPR	HORWITH	CEFX35283
11/09/07	12/10/07	003246616	42697	67,460	50,900	16,560	24.5%	CPBH COPR	HORWITH	CEFX35283
11/09/07	12/10/07	003246617	42698	67,580	49,580	18,000	26.6%	COPR	HORWITH	CEFX35283
11/09/07	12/10/07	003246618	42699	12,180	49,900	(37,720)	-309.7%	CPBH COPR	HORWITH	CEFX35283
11/09/07	12/10/07	003246619	42700	67,840	49,400	18,440	27.2%	COPR	HORWITH	CITX300162
11/09/07	12/17/07	003246620	42701	68,780	49,420	19,360	28.1%	CPBH COPR	HORWITH	JTLX276
11/09/07	12/10/07	003246621	42702	63,960	49,600	14,360	22.5%	CPBH COPR	HORWITH	HLMX1076
11/09/07	12/10/07	003246622	42703	68,620	48,280	20,340	29.6%	CPBH COPR	HORWITH	HLMX1076
11/09/07	12/10/07	003246623	42704	33,760	49,800	(16,040)	-47.5%	COPR	HORWITH	HLMX1076
11/09/07	12/10/07	003246624	42705	33,760	49,400	(15,640)	-46.3%	CPBH COPR	HORWITH	HLMX1076
11/09/07	12/17/07	003246625	42706	47,400	50,000	(2,600)	-5.5%	COPR	HORWITH	JTLX276
11/09/07	12/17/07	003246626	42707	40,880	49,540	(8,660)	-21.2%	CPBH COPR	HORWITH	JTLX276
11/09/07	12/17/07	003246627	42708	47,200	48,700	(1,500)	-3.2%	CPBH COPR	HORWITH	JTLX276
11/09/07	12/17/07	003246628	42709	30,720	51,520	(20,800)	-67.7%	COPR	HORWITH	CHUX306
11/09/07	12/17/07	003246629	42710	67,600	48,460	19,140	28.3%	CPBH COPR	HORWITH	CHUX306
11/09/07	12/17/07	003246630	42711	76,500	51,640	24,860	32.5%	COPR	HORWITH	CHUX306
11/09/07	12/17/07	003246631	42712	26,140	52,260	(26,120)	-99.9%	CPBH COPR	HORWITH	CHUX306
11/09/07	12/10/07	003246632	42713	43,440	48,120	(4,680)	-10.8%	CPBH COPR	HORWITH	JTLX30127
11/09/07	12/10/07	003246633	42714	37,540	49,180	(11,640)	-31.0%	COPR	HORWITH	JTLX30127
11/09/07	12/10/07	003246634	42715	44,440	49,660	(5,220)	-11.7%	CPBH COPR	HORWITH	JTLX30127
11/09/07	12/10/07	003246635	42716	67,580	48,620	18,960	28.1%	COPR	HORWITH	JTLX30127
11/09/07	12/10/07	003246636	42717	33,600	49,860	(16,260)	-48.4%	CPBH COPR	HORWITH	CHUX187
11/09/07	12/10/07	003246637	42718	68,680	50,000	18,680	27.2%	CPBH COPR	HORWITH	CHUX187
11/09/07	12/10/07	003246638	42719	68,200	48,420	19,780	29.0%	COPR	HORWITH	CHUX187

HONEYWELL SA-7 USE HAZARDOUS WASTE TRACKING (2006)										
Date Shipped	Date of Return Manifest	State Manifest	Man. Doc #	Facilty Manifest Weight (lbs)	Estimated Weight (lbs)	Manifest - Estimate (lbs)	Manifest - Estimate (%)	Material	Transporter	RAILCAR #
11/09/07	12/10/07	003246639	42720	47,640	50,220	(2,580)	-5.4%	COPR	HORWITH	JTLX151
11/09/07	12/10/07	003246640	42721	23,380	48,460	(25,080)	-107.3%	CPBH COPR	HORWITH	CHUX187
11/09/07	12/10/07	003246641	42722	46,880	50,820	(3,940)	-8.4%	COPR	HORWITH	JTLX151
11/09/07	12/10/07	003246642	42723	68,860	49,020	19,840	28.8%	COPR	HORWITH	JTLX151
11/09/07	12/10/07	003246643	42724	34,980	50,600	(15,620)	-44.7%	COPR	HORWITH	JTLX151
11/09/07	12/10/07	003246644	42725	47,940	48,940	(1,000)	-2.1%	CPBH COPR	HORWITH	CHUX134
11/09/07	12/10/07	003246645	42726	69,420	49,620	19,800	28.5%	CPBH COPR	HORWITH	CHUX134
11/09/07	12/10/07	003246646	42727	69,580	49,540	20,040	28.8%	COPR	HORWITH	CHUX134
11/09/07	12/10/07	003246647	42728	8,300	49,840	(41,540)	-500.5%	COPR	HORWITH	CHUX134
11/09/07	12/10/07	003246648	42729	67,980	49,340	18,640	27.4%	COPR	HORWITH	CITX300162
11/09/07	12/10/07	003246649	42730	48,140	50,980	(2,840)	-5.9%	CPBH COPR	HORWITH	CITX300162
11/09/07	12/10/07	003246650	42731	15,080	49,380	(34,300)	-227.5%	COPR	HORWITH	JTLX240
11/09/07	12/10/07	003246651	42732	19,600	51,060	(31,460)	-160.5%	CPBH COPR	HORWITH	CITX300162
11/09/07	12/10/07	003246652	42733	65,840	50,380	15,460	23.5%	COPR	HORWITH	JTLX240
11/09/07	12/10/07	003246653	42734	44,440	49,920	(5,480)	-12.3%	COPR	HORWITH	JTLX240
11/09/07	12/10/07	003246654	42735	68,300	50,580	17,720	25.9%	COPR	HORWITH	JTLX240
11/12/07	12/10/07	003246655	42736	44,020	50,140	(6,120)	-13.9%	COPR	HORWITH	DJLX98506
11/12/07	12/10/07	003246656	42737	66,700	48,340	18,360	27.5%	COPR	HORWITH	DJLX98506
11/12/07	12/10/07	003246657	42738	65,820	48,940	16,880	25.6%	COPR	HORWITH	DJLX98506
11/12/07	12/10/07	003246658	42739	20,320	51,120	(30,800)	-151.6%	COPR	HORWITH	DJLX98506
11/12/07	12/10/07	003246659	42740	47,440	49,960	(2,520)	-5.3%	COPR	HORWITH	MHFX5641
11/12/07	12/10/07	003246660	42741	76,660	51,580	25,080	32.7%	COPR	HORWITH	MHFX5641
11/12/07	12/10/07	003246661	42742	38,380	49,500	(11,120)	-29.0%	COPR	HORWITH	MHFX5641
11/12/07	12/10/07	003246662	42743	38,380	50,740	(12,360)	-32.2%	COPR	HORWITH	MHFX5641
11/12/07	12/10/07	003246663	42744	13,560	51,600	(38,040)	-280.5%	COPR	HORWITH	JTLX239
11/12/07	12/10/07	003246664	42745	76,720	51,060	25,660	33.4%	COPR	HORWITH	JTLX239
11/12/07	12/10/07	003246665	42746	77,060	50,800	26,260	34.1%	COPR	HORWITH	JTLX239
11/12/07	12/10/07	003246666	42747	31,860	51,660	(19,800)	-62.1%	COPR	HORWITH	JTLX239
11/12/07	12/10/07	003246667	42748	13,000	51,460	(38,460)	-295.8%	COPR	HORWITH	JTLX232
11/12/07	12/10/07	003246668	42749	67,560	51,800	15,760	23.3%	COPR	HORWITH	JTLX232
11/12/07	12/10/07	003246669	42750	66,320	51,600	14,720	22.2%	COPR	HORWITH	JTLX232
11/12/07	12/10/07	003246670	42751	54,280	48,840	5,440	10.0%	COPR	HORWITH	JTLX232
11/12/07	12/10/07	003246671	42752	58,840	52,020	6,820	11.6%	COPR	HORWITH	CEFX35833
11/12/07	12/10/07	003246672	42753	76,480	50,820	25,660	33.6%	COPR	HORWITH	CEFX35833
11/12/07	12/10/07	003246673	42754	31,720	51,020	(19,300)	-60.8%	COPR	HORWITH	CEFX35833
11/12/07	12/10/07	003246674	42755	31,720	51,420	(19,700)	-62.1%	COPR	HORWITH	CEFX35833
11/12/07	12/10/07	003246675	42756	45,880	50,420	(4,540)	-9.9%	COPR	HORWITH	CITX300120
11/12/07	12/10/07	003246676	42757	66,100	48,220	17,880	27.0%	COPR	HORWITH	CITX300120
11/12/07	12/10/07	003246677	42758	67,320	50,140	17,180	25.5%	COPR	HORWITH	CITX300120
11/12/07	12/10/07	003246678	42759	17,580	50,180	(32,600)	-185.4%	COPR	HORWITH	CITX300120
11/12/07	12/10/07	003246679	42760	13,680	47,200	(33,520)	-245.0%	COPR	HORWITH	CHUX322
11/12/07	12/10/07	003246680	42761	68,960	49,300	19,660	28.5%	COPR	HORWITH	CHUX322
11/12/07	12/10/07	003246681	42762	67,380	49,360	18,020	26.7%	COPR	HORWITH	CHUX322
11/12/07	12/10/07	003246682	42763	37,960	51,200	(13,240)	-34.9%	COPR	HORWITH	CHUX322
11/12/07	12/10/07	003246683	42764	76,300	50,240	26,060	34.2%	COPR	HORWITH	CHUX325
11/12/07	12/10/07	003246684	42765	67,380	51,880	15,500	23.0%	COPR	HORWITH	CHUX325
11/12/07	12/10/07	003246685	42766	27,340	51,440	(24,100)	-88.1%	COPR	HORWITH	CHUX325
11/12/07	12/10/07	003246686	42767	27,340	51,620	(24,280)	-88.8%	COPR	HORWITH	CHUX325
11/12/07	12/10/07	003246687	42768	23,820	50,260	(26,440)	-111.0%	COPR	HORWITH	CHUX311
11/12/07	12/10/07	003246688	42769	68,960	51,340	17,620	25.6%	COPR	HORWITH	CHUX311
11/12/07	12/10/07	003246689	42770	67,880	51,100	16,780	24.7%	COPR	HORWITH	CHUX311
11/12/07	12/10/07	003246690	42771	38,600	52,060	(13,460)	-34.9%	COPR	HORWITH	CHUX311
11/12/07	12/10/07	003246691	42772	54,100	48,860	5,240	9.7%	COPR	HORWITH	MHFX5640
11/12/07	12/10/07	003246692	42773	76,820	50,100	26,720	34.8%	COPR	HORWITH	MHFX5640
11/12/07	12/10/07	003246693	42774	33,220	49,540	(16,320)	-49.1%	COPR	HORWITH	MHFX5640
11/12/07	12/10/07	003246694	42775	33,220	51,600	(18,380)	-55.3%	COPR	HORWITH	MHFX5640
11/12/07	12/10/07	003246695	42776	31,060	51,980	(20,920)	-67.4%	COPR	HORWITH	HLMX1052
11/12/07	12/10/07	003246696	42777	68,340	50,420	17,920	26.2%	COPR	HORWITH	HLMX1052
11/12/07	12/10/07	003246697	42778	67,900	51,600	16,300	24.0%	COPR	HORWITH	HLMX1052
11/12/07	12/10/07	003246698	42779	31,460	51,220	(19,760)	-62.8%	COPR	HORWITH	HLMX1052
11/12/07	12/10/07	003246699	42780	45,260	51,720	(6,460)	-14.3%	COPR	HORWITH	CEFX33385
11/12/07	12/10/07	003246700	42781	69,280	50,480	18,800	27.1%	COPR	HORWITH	CEFX33385
11/12/07	12/10/07	003246701	42782	69,460	49,780	19,680	28.3%	COPR	HORWITH	CEFX33385
11/12/07	12/10/07	003246702	42783	13,820	51,380	(37,560)	-271.8%	COPR	HORWITH	CEFX33385
11/12/07	12/10/07	003246703	42784	55,260	51,880	3,380	6.1%	COPR	HORWITH	CEFX32113
11/12/07	12/10/07	003246704	42785	69,200	51,440	17,760	25.7%	COPR	HORWITH	CEFX32113
11/12/07	12/10/07	003246705	42786	68,160	51,960	16,200	23.8%	COPR	HORWITH	CEFX32113
11/12/07	12/10/07	003246706	42787	10,080	51,080	(41,000)	-406.7%	COPR	HORWITH	CEFX32113
11/12/07	12/10/07	003246707	42788	30,320	49,160	(18,840)	-62.1%	COPR	HORWITH	MHFX5719
11/12/07	12/10/07	003246708	42789	67,460	49,780	17,680	26.2%	COPR	HORWITH	MHFX5719
11/12/07	12/10/07	003246709	42790	67,740	50,660	17,080	25.2%	COPR	HORWITH	MHFX5719
11/12/07	12/10/07	003246710	42791	28,260	50,200	(21,940)	-77.6%	COPR	HORWITH	MHFX5719
11/12/07	12/10/07	003246711	42792	21,500	48,980	(27,480)	-127.8%	COPR	HORWITH	JTLX252
11/12/07	12/10/07	003246712	42793	68,900	49,800	19,100	27.7%	COPR	HORWITH	JTLX252

HONEYWELL SA-7 USE HAZARDOUS WASTE TRACKING (2006)										
Date Shipped	Date of Return Manifest	State Manifest	Man. Doc #	Facilty Manifest Weight (lbs)	Estimated Weight (lbs)	Manifest - Estimate (lbs)	Manifest - Estimate (%)	Material	Transporter	RAILCAR #
11/12/07	12/10/07	003246713	42794	67,920	49,340	18,580	27.4%	COPR	HORWITH	JTLX252
11/12/07	12/10/07	003246714	42795	37,380	51,540	(14,160)	-37.9%	COPR	HORWITH	JTLX252
11/12/07	12/19/07	003246715	42796	69,280	49,060	20,220	29.2%	COPR	HORWITH	CEFX31042
11/12/07	12/19/07	003246716	42797	69,360	51,240	18,120	26.1%	COPR	HORWITH	CEFX31042
11/12/07	12/19/07	003246717	42798	23,920	48,000	(24,080)	-100.7%	COPR	HORWITH	CEFX31042
11/12/07	12/19/07	003246718	42799	23,920	49,260	(25,340)	-105.9%	COPR	HORWITH	CEFX31042
11/12/07	12/26/07	003246719	42800	7,460	49,640	(42,180)	-565.4%	COPR	HORWITH	CEFX35821
11/12/07	12/26/07	003246720	42801	75,860	50,640	25,220	33.2%	COPR	HORWITH	CEFX35821
11/12/07	12/26/07	003246721	42802	67,900	49,700	18,200	26.8%	COPR	HORWITH	CEFX35821
11/12/07	12/26/07	003246722	42803	45,940	51,640	(5,700)	-12.4%	COPR	HORWITH	CEFX35821
11/12/07	12/26/07	003246723	42804	66,780	51,340	15,440	23.1%	COPR	HORWITH	CITX300164
11/12/07	12/26/07	003246724	42805	67,340	47,000	20,340	30.2%	COPR	HORWITH	CITX300164
11/12/07	12/26/07	003246725	42806	30,200	50,080	(19,880)	-65.8%	COPR	HORWITH	CITX300164
11/12/07	12/26/07	003246726	42807	30,220	50,760	(20,540)	-68.0%	COPR	HORWITH	CITX300164
11/13/07	12/12/07	003246727	42808	28,260	49,980	(21,720)	-76.9%	COPR	HORWITH	HLXM1187
11/13/07	12/12/07	003246728	42809	68,120	50,000	18,120	26.6%	COPR	HORWITH	HLXM1187
11/13/07	12/12/07	003246729	42810	76,960	48,860	28,100	36.5%	COPR	HORWITH	HLXM1187
11/13/07	12/12/07	003246730	42811	21,320	50,420	(29,100)	-136.5%	COPR	HORWITH	HLXM1187
11/13/07	12/17/07	003246731	42812	66,420	48,980	17,440	26.3%	COPR	HORWITH	JTLX30153
11/13/07	12/17/07	003246732	42813	69,380	51,940	17,440	25.1%	COPR	HORWITH	JTLX30153
11/13/07	12/17/07	003246733	42814	29,560	50,120	(20,560)	-69.6%	COPR	HORWITH	JTLX30153
11/13/07	12/17/07	003246734	42815	29,580	49,540	(19,960)	-67.5%	COPR	HORWITH	JTLX30153
11/13/07	12/12/07	003246735	42816	25,280	51,500	(26,220)	-103.7%	COPR	HORWITH	JTLX118
11/13/07	12/12/07	003246736	42817	68,240	50,800	17,440	25.6%	COPR	HORWITH	JTLX118
11/13/07	12/12/07	003246737	42818	67,800	50,660	17,140	25.3%	COPR	HORWITH	JTLX118
11/13/07	12/12/07	003246738	42819	39,040	50,420	(11,380)	-29.1%	COPR	HORWITH	JTLX118
11/13/07	12/13/07	003246739	42820	68,820	49,920	18,900	27.5%	COPR	HORWITH	CEFX33390
11/13/07	12/13/07	003246740	42821	41,580	51,580	(10,000)	-24.1%	COPR	HORWITH	CEFX33390
11/13/07	12/13/07	003246741	42822	68,600	49,500	19,100	27.8%	COPR	HORWITH	CEFX33390
11/13/07	12/13/07	003246742	42823	17,220	50,240	(33,020)	-191.8%	COPR	HORWITH	CEFX33390
11/13/07	12/17/07	003246743	42824	12,360	51,380	(39,020)	-315.7%	COPR	HORWITH	DJLX98509
11/13/07	12/17/07	003246744	42825	69,180	51,100	18,080	26.1%	COPR	HORWITH	DJLX98509
11/13/07	12/17/07	003246745	42826	43,060	48,960	(5,900)	-13.7%	COPR	HORWITH	DJLX98509
11/13/07	12/17/07	003246746	42827	68,560	48,840	19,720	28.8%	COPR	HORWITH	DJLX98509
11/13/07	12/13/07	003246747	42828	18,400	50,200	(31,800)	-172.8%	COPR	HORWITH	NRLX526625
11/13/07	12/13/07	003246748	42829	76,560	49,160	27,400	35.8%	COPR	HORWITH	NRLX526625
11/13/07	12/13/07	003246749	42830	68,240	46,500	21,740	31.9%	COPR	HORWITH	NRLX526625
11/13/07	12/13/07	003246750	42831	26,580	48,120	(21,540)	-81.0%	COPR	HORWITH	NRLX526625
11/13/07	12/19/07	003246751	42832	67,260	49,860	17,400	25.9%	COPR	HORWITH	NRLX528224
11/13/07	12/19/07	003246752	42833	67,280	48,000	19,280	28.7%	COPR	HORWITH	NRLX528224
11/13/07	12/19/07	003246753	42834	24,880	48,020	(23,140)	-93.0%	COPR	HORWITH	NRLX528224
11/13/07	12/19/07	003246754	42835	24,880	50,420	(25,540)	-102.7%	COPR	HORWITH	NRLX528224
11/13/07	12/17/07	003246755	42836	60,300	49,180	11,120	18.4%	COPR	HORWITH	JTLX194
11/13/07	12/17/07	003246756	42837	68,820	50,280	18,540	26.9%	COPR	HORWITH	JTLX194
11/13/07	12/17/07	003246757	42838	34,120	50,520	(16,400)	-48.1%	COPR	HORWITH	JTLX194
11/13/07	12/17/07	003246758	42839	34,120	47,100	(12,980)	-38.0%	COPR	HORWITH	JTLX194
11/13/07	12/17/07	003246759	42840	69,620	50,980	18,640	26.8%	COPR	HORWITH	CEFX30934
11/13/07	12/17/07	003246760	42841	68,880	51,380	17,500	25.4%	COPR	HORWITH	CEFX30934
11/13/07	12/17/07	003246761	42842	30,460	49,760	(19,300)	-63.4%	COPR	HORWITH	CEFX30934
11/13/07	12/17/07	003246762	42843	30,480	50,920	(20,440)	-67.1%	COPR	HORWITH	CEFX30934
11/13/07	12/17/07	003246763	42844	42,920	49,800	(6,880)	-16.0%	COPR	HORWITH	TILX3141
11/13/07	12/17/07	003246764	42845	67,340	49,500	17,840	26.5%	COPR	HORWITH	TILX3141
11/13/07	12/17/07	003246765	42846	66,380	49,320	17,060	25.7%	COPR	HORWITH	TILX3141
11/13/07	12/17/07	003246766	42847	18,920	49,240	(30,320)	-160.3%	COPR	HORWITH	TILX3141
11/13/07	12/17/07	003246767	42848	48,660	50,640	(1,980)	-4.1%	COPR	HORWITH	CHUX213
11/13/07	12/17/07	003246768	42849	68,060	51,940	16,120	23.7%	COPR	HORWITH	CHUX213
11/13/07	12/17/07	003246769	42850	66,320	51,020	15,300	23.1%	COPR	HORWITH	CHUX213
11/13/07	12/17/07	003246770	42851	19,600	52,000	(32,400)	-165.3%	COPR	HORWITH	CHUX213
11/13/07	12/17/07	003246771	42852	47,980	50,180	(2,200)	-4.6%	COPR	HORWITH	CHUX208
11/13/07	12/17/07	003246772	42853	66,840	51,940	14,900	22.3%	COPR	HORWITH	CHUX208
11/13/07	12/17/07	003246773	42854	67,160	52,100	15,060	22.4%	COPR	HORWITH	CHUX208
11/13/07	12/17/07	003246774	42855	20,560	52,060	(31,500)	-153.2%	COPR	HORWITH	CHUX208
11/13/07	12/17/07	003246775	42856	45,780	49,500	(3,720)	-8.1%	COPR	HORWITH	CHUX100
11/13/07	12/17/07	003246776	42857	67,960	50,100	17,860	26.3%	COPR	HORWITH	CHUX100
11/13/07	12/17/07	003246777	42858	67,680	49,860	17,820	26.3%	COPR	HORWITH	CHUX100
11/13/07	12/17/07	003246778	42859	16,280	49,360	(33,080)	-203.2%	COPR	HORWITH	CHUX100
11/13/07	12/17/07	003246779	42860	47,460	48,000	(540)	-1.1%	COPR	HORWITH	MHFX5648
11/13/07	12/17/07	003246780	42861	67,960	49,080	18,880	27.8%	COPR	HORWITH	MHFX5648
11/13/07	12/17/07	003246781	42862	70,240	50,980	19,260	27.4%	COPR	HORWITH	MHFX5648
11/13/07	12/17/07	003246782	42863	8,220	51,860	(43,640)	-530.9%	COPR	HORWITH	MHFX5648
11/13/07	12/13/07	003246783	42864	69,000	50,900	18,100	26.2%	COPR	HORWITH	NRLX526233
11/13/07	12/13/07	003246784	42865	68,620	52,340	16,280	23.7%	COPR	HORWITH	NRLX526233
11/13/07	12/13/07	003246785	42866	29,580	51,580	(22,000)	-74.4%	COPR	HORWITH	NRLX526233
11/13/07	12/13/07	003246786	42867	29,580	49,320	(19,740)	-66.7%	COPR	HORWITH	NRLX526233

Honeywell

HONEYWELL SA-7 USE HAZARDOUS WASTE TRACKING (2006)										
Date Shipped	Date of Return Manifest	State Manifest	Man. Doc #	Facilty Manifest Weight (lbs)	Estimated Weight (lbs)	Manifest - Estimate (lbs)	Manifest - Estimate (%)	Material	Transporter	RAILCAR #
11/13/07	12/13/07	003246787	42868	59,060	49,520	9,540	16.2%	COPR	HORWITH	CEFX33507
11/13/07	12/13/07	003246788	42869	67,920	48,080	19,840	29.2%	COPR	HORWITH	CEFX33507
11/13/07	12/13/07	003246789	42870	34,640	48,660	(14,020)	-40.5%	COPR	HORWITH	CEFX33507
11/13/07	12/13/07	003246790	42871	34,640	50,280	(15,640)	-45.2%	COPR	HORWITH	CEFX33507
11/13/07	12/12/07	003246791	42872	51,680	49,920	1,760	3.4%	COPR	HORWITH	JTLX30137
11/13/07	12/12/07	003246792	42873	68,880	51,320	17,560	25.5%	COPR	HORWITH	JTLX30137
11/13/07	12/12/07	003246793	42874	68,120	51,820	16,300	23.9%	COPR	HORWITH	JTLX30137
11/13/07	12/12/07	003246794	42875	9,620	48,900	(39,280)	-408.3%	COPR	HORWITH	JTLX30137
11/13/07	12/17/07	003246795	42876	6,760	48,980	(42,220)	-624.6%	COPR	HORWITH	JTLX94
11/13/07	12/17/07	003246796	42877	67,620	50,500	17,120	25.3%	COPR	HORWITH	JTLX94
11/13/07	12/17/07	003246797	42878	67,900	51,200	16,700	24.6%	COPR	HORWITH	JTLX94
11/13/07	12/17/07	003246798	42879	56,140	48,400	7,740	13.8%	COPR	HORWITH	JTLX94
11/14/07	12/10/07	003246799	42880	41,440	51,320	(9,880)	-23.8%	COPR	HORWITH	CHUX186
11/14/07	12/10/07	003246800	42881	52,460	50,200	2,260	4.3%	COPR	HORWITH	NRLX526251
11/14/07	12/10/07	003246801	42882	68,020	49,220	18,800	27.6%	COPR	HORWITH	NRLX526251
11/14/07	12/10/07	003246802	42883	48,220	49,160	(940)	-1.9%	COPR	HORWITH	NRLX526251
11/14/07	12/10/07	003246803	42884	26,500	49,760	(23,260)	-87.8%	COPR	HORWITH	NRLX526251
11/14/07	12/17/07	003246804	42885	48,740	51,020	(2,280)	-4.7%	COPR	HORWITH	HLMX1055
11/14/07	12/17/07	003246805	42886	67,600	50,940	16,660	24.6%	COPR	HORWITH	HLMX1055
11/14/07	12/17/07	003246806	42887	67,140	51,800	15,340	22.8%	COPR	HORWITH	HLMX1055
11/14/07	12/17/07	003246807	42888	15,520	51,360	(35,840)	-230.9%	COPR	HORWITH	HLMX1055
11/14/07	12/10/07	003246808	42889	60,120	51,820	8,300	13.8%	COPR	HORWITH	CEFX33344
11/14/07	12/10/07	003246809	42890	77,200	49,720	27,480	35.6%	COPR	HORWITH	CEFX33344
11/14/07	12/10/07	003246810	42891	31,520	48,880	(17,360)	-55.1%	COPR	HORWITH	CEFX33344
11/14/07	12/10/07	003246811	42892	31,540	50,040	(18,500)	-58.7%	COPR	HORWITH	CEFX33344
11/14/07	12/10/07	003246812	42893	36,500	50,460	(13,960)	-38.2%	COPR	HORWITH	CHUX186
11/14/07	12/10/07	003246813	42894	70,340	49,980	20,360	28.9%	COPR	HORWITH	CHUX186
11/14/07	12/10/07	003246814	42895	52,220	47,100	5,120	9.8%	COPR	HORWITH	CHUX186
11/14/07	12/10/07	003246815	42896	40,380	47,220	(6,840)	-16.9%	COPR	HORWITH	CHUX245
11/14/07	12/10/07	003246816	42897	77,820	50,200	27,620	35.5%	COPR	HORWITH	CHUX245
11/14/07	12/10/07	003246817	42898	68,380	48,020	20,360	29.8%	COPR	HORWITH	CHUX245
11/14/07	12/10/07	003246818	42899	7,420	50,120	(42,700)	-575.5%	COPR	HORWITH	CHUX245
11/14/07	01/07/08	003246819	42900	7,400	50,240	(42,840)	-578.9%	COPR	HORWITH	CEFX33435
11/14/07	01/07/08	003246820	42901	76,360	49,180	27,180	35.6%	COPR	HORWITH	CEFX33435
11/14/07	01/07/08	003246821	42902	76,580	48,740	27,840	36.4%	COPR	HORWITH	CEFX33435
11/14/07	01/07/08	003246822	42903	35,820	49,720	(13,900)	-38.8%	COPR	HORWITH	CEFX33435
11/14/07	01/07/08	003246823	42904	17,840	48,020	(30,180)	-169.2%	COPR	HORWITH	MHFX5653
11/14/07	01/07/08	003246824	42905	67,940	52,220	15,720	23.1%	COPR	HORWITH	MHFX5653
11/14/07	01/07/08	003246825	42906	53,300	46,920	6,380	12.0%	COPR	HORWITH	MHFX5653
11/14/07	01/07/08	003246826	42907	59,820	50,920	8,900	14.9%	COPR	HORWITH	MHFX5653
11/14/07	12/10/07	003246827	42908	13,840	50,000	(36,160)	-261.3%	COPR	HORWITH	JTLX30102
11/14/07	12/10/07	003246828	42909	76,280	50,460	25,820	33.8%	COPR	HORWITH	JTLX30102
11/14/07	12/10/07	003246829	42910	77,580	49,500	28,080	36.2%	COPR	HORWITH	JTLX30102
11/14/07	12/10/07	003246830	42911	26,740	48,160	(21,420)	-80.1%	COPR	HORWITH	JTLX30102
11/14/07	12/17/07	003246831	42912	52,580	49,140	3,440	6.5%	COPR	HORWITH	JTLX30125
11/14/07	12/17/07	003246832	42913	67,440	50,440	17,000	25.2%	COPR	HORWITH	JTLX30125
11/14/07	12/17/07	003246833	42914	67,120	50,000	17,120	25.5%	COPR	HORWITH	JTLX30125
11/14/07	12/17/07	003246834	42915	9,940	47,260	(37,320)	-375.5%	COPR	HORWITH	JTLX30125
11/14/07	12/17/07	003246835	42916	40,220	51,800	(11,580)	-28.8%	COPR	HORWITH	CITX300026
11/14/07	12/17/07	003246836	42917	68,120	49,880	18,240	26.8%	COPR	HORWITH	CITX300026
11/14/07	12/17/07	003246837	42918	67,740	46,520	21,220	31.3%	COPR	HORWITH	CITX300026
11/14/07	12/17/07	003246838	42919	16,380	47,560	(31,180)	-190.4%	COPR	HORWITH	CITX300026
11/14/07	12/17/07	003246839	42920	69,140	49,280	19,860	28.7%	COPR	HORWITH	CITX300160
11/14/07	12/17/07	003246840	42921	36,520	49,800	(13,280)	-36.4%	COPR	HORWITH	CITX300160
11/14/07	12/17/07	003246841	42922	68,760	52,120	16,640	24.2%	COPR	HORWITH	CITX300160
11/14/07	12/17/07	003246842	42923	26,820	51,820	(25,000)	-93.2%	COPR	HORWITH	CITX300160
11/14/07	12/17/07	003246843	42924	67,660	51,200	16,460	24.3%	COPR	HORWITH	JTLX30145
11/14/07	12/17/07	003246844	42925	76,740	49,680	27,060	35.3%	COPR	HORWITH	JTLX30145
11/14/07	12/17/07	003246845	42926	27,860	50,140	(22,280)	-80.0%	COPR	HORWITH	JTLX30145
11/14/07	12/17/07	003246846	42927	27,880	51,180	(23,300)	-83.6%	COPR	HORWITH	JTLX30145
11/14/07	12/13/07	003246847	42928	20,660	50,400	(29,740)	-143.9%	COPR	HORWITH	CITX300023
11/14/07	12/13/07	003246848	42929	76,480	50,260	26,220	34.3%	COPR	HORWITH	CITX300023
11/14/07	12/13/07	003246849	42930	77,240	52,080	25,160	32.6%	COPR	HORWITH	CITX300023
11/14/07	12/13/07	003246850	42931	26,060	50,520	(24,460)	-93.9%	COPR	HORWITH	CITX300023
11/14/07	12/17/07	003246851	42932	56,380	49,640	6,740	12.0%	COPR	HORWITH	CHUX333
11/14/07	12/17/07	003246852	42933	68,060	50,740	17,320	25.4%	COPR	HORWITH	CHUX333
11/14/07	12/17/07	003246853	42934	34,060	50,040	(15,980)	-46.9%	COPR	HORWITH	CHUX333
11/14/07	12/17/07	003246854	42935	34,060	50,140	(16,080)	-47.2%	COPR	HORWITH	CHUX333
11/14/07	12/17/07	003246855	42936	36,720	49,560	(12,840)	-35.0%	COPR	HORWITH	JTLX30140
11/14/07	12/17/07	003246856	42937	77,300	49,480	27,820	36.0%	COPR	HORWITH	JTLX30140
11/14/07	12/17/07	003246857	42938	68,440	49,680	18,760	27.4%	COPR	HORWITH	JTLX30140
11/14/07	12/17/07	003246858	42939	14,840	51,160	(36,320)	-244.7%	COPR	HORWITH	JTLX30140
11/14/07	12/26/07	003246859	42940	67,540	50,400	17,140	25.4%	COPR	HORWITH	CEFX33544
11/14/07	12/26/07	003246860	42941	76,520	48,340	28,180	36.8%	COPR	HORWITH	CEFX33544

HONEYWELL SA-7 USE HAZARDOUS WASTE TRACKING (2006)										
Date Shipped	Date of Return Manifest	State Manifest	Man. Doc #	Facilty Manifest Weight (lbs)	Estimated Weight (lbs)	Manifest - Estimate (lbs)	Manifest - Estimate (%)	Material	Transporter	RAILCAR #
11/14/07	12/26/07	003246861	42942	19,880	48,620	(28,740)	-144.6%	COPR	HORWITH	CEFX33544
11/14/07	12/26/07	003246862	42943	19,900	49,560	(29,660)	-149.0%	COPR	HORWITH	CEFX33544
11/14/07	01/07/08	003246863	42944	13,000	51,100	(38,100)	-293.1%	COPR	HORWITH	NRLX526257
11/14/07	01/07/08	003246864	42945	28,860	50,360	(21,500)	-74.5%	COPR	HORWITH	NRLX526257
11/14/07	01/07/08	003246865	42946	32,920	51,420	(18,500)	-56.2%	COPR	HORWITH	NRLX526257
11/14/07	12/17/07	003246866	42947	68,040	49,640	18,400	27.0%	COPR	HORWITH	DJLX98504
11/14/07	01/07/08	003246867	42948	123,640	50,220	73,420	59.4%	COPR	HORWITH	NRLX526257
11/14/07	12/17/07	003246868	42949	9,620	48,000	(38,380)	-399.0%	COPR	HORWITH	DJLX98504
11/14/07	12/17/07	003246869	42950	68,580	51,780	16,800	24.5%	COPR	HORWITH	DJLX98504
11/14/07	12/17/07	003246870	42951	50,620	49,660	960	1.9%	COPR	HORWITH	DJLX98504
11/15/07	12/17/07	003246871	42952	76,380	50,160	26,220	34.3%	COPR	HORWITH	CHUX305
11/15/07	12/17/07	003246872	42953	77,600	51,460	26,140	33.7%	COPR	HORWITH	CHUX305
11/15/07	12/17/07	003246873	42954	22,640	49,160	(26,520)	-117.1%	COPR	HORWITH	CHUX305
11/15/07	12/17/07	003246874	42955	22,640	51,160	(28,520)	-126.0%	COPR	HORWITH	CHUX305
11/15/07	12/17/07	003246879	42956	61,280	50,340	10,940	17.9%	COPR	HORWITH	MHFX5642
11/15/07	12/17/07	003246880	42957	67,620	50,360	17,260	25.5%	COPR	HORWITH	MHFX5642
11/15/07	12/17/07	003246881	42958	39,660	50,240	(10,580)	-26.7%	COPR	HORWITH	MHFX5642
11/15/07	12/17/07	003246882	42959	38,100	51,020	(12,920)	-33.9%	COPR	HORWITH	MHFX5642
11/15/07	12/19/07	003246883	42960	23,320	51,480	(28,160)	-120.8%	COPR	HORWITH	CEFX31057
11/15/07	12/19/07	003246884	42961	29,920	49,920	(20,000)	-66.8%	COPR	HORWITH	CEFX31057
11/15/07	12/19/07	003246885	42962	75,820	48,420	27,400	36.1%	COPR	HORWITH	CEFX31057
11/15/07	12/19/07	003246886	42963	68,060	49,300	18,760	27.6%	COPR	HORWITH	CEFX31057
11/15/07	12/12/07	003246887	42964	21,680	50,480	(28,800)	-132.8%	COPR	HORWITH	CEFX31040
11/15/07	12/12/07	003246888	42965	76,760	50,020	26,740	34.8%	COPR	HORWITH	CEFX31040
11/15/07	12/12/07	003246889	42966	77,340	48,460	28,880	37.3%	COPR	HORWITH	CEFX31040
11/15/07	12/12/07	003246890	42967	19,900	48,980	(29,080)	-146.1%	COPR	HORWITH	CEFX31040
11/15/07	12/10/07	003246891	42968	20,320	50,720	(30,400)	-149.6%	COPR	HORWITH	CHUX279
11/15/07	12/10/07	003246892	42969	68,300	49,080	19,220	28.1%	COPR	HORWITH	CHUX104
11/15/07	01/07/08	003246893	42970	48,940	50,320	(1,380)	-2.8%	COPR	HORWITH	NRLX585659
11/15/07	01/07/08	003246894	42971	47,760	49,220	(1,460)	-3.1%	COPR	HORWITH	NRLX585659
11/15/07	01/07/08	003246895	42972	46,920	49,880	(2,960)	-6.3%	COPR	HORWITH	NRLX585659
11/15/07	01/07/08	003246896	42973	53,620	49,900	3,720	6.9%	COPR	HORWITH	NRLX585659
11/15/07	12/10/07	003246897	42974	15,120	50,020	(34,900)	-230.8%	COPR	HORWITH	CHUX104
11/15/07	12/10/07	003246898	42975	66,900	49,820	17,080	25.5%	COPR	HORWITH	CHUX104
11/15/07	12/10/07	003246899	42976	47,440	50,440	(3,000)	-6.3%	COPR	HORWITH	CHUX104
11/15/07	12/10/07	003246900	42977	47,640	50,560	(2,920)	-6.1%	COPR	HORWITH	CHUX279
11/15/07	12/10/07	003246901	42978	46,920	49,820	(2,900)	-6.2%	COPR	HORWITH	CHUX279
11/15/07	12/10/07	003246902	42979	84,720	51,020	33,700	39.8%	COPR	HORWITH	CHUX279
11/15/07	12/12/07	003246903	42980	69,260	49,380	19,880	28.7%	COPR	HORWITH	CHUX152
11/15/07	12/10/07	003246904	42981	76,640	48,180	28,460	37.1%	COPR	HORWITH	CHUX266
11/15/07	12/12/07	003246905	42982	34,280	47,260	(12,980)	-37.9%	COPR	HORWITH	CHUX152
11/15/07	12/10/07	003246906	42983	66,320	50,220	16,100	24.3%	COPR	HORWITH	CHUX266
11/15/07	12/10/07	003246907	42984	27,320	49,720	(22,400)	-82.0%	COPR	HORWITH	CHUX266
11/15/07	12/10/07	003246908	42985	27,300	49,340	(22,040)	-80.7%	COPR	HORWITH	CHUX266
11/15/07	12/12/07	003246909	42986	54,580	49,160	5,420	9.9%	COPR	HORWITH	CHUX152
11/15/07	12/12/07	003246910	42987	34,280	50,340	(16,060)	-46.8%	COPR	HORWITH	CHUX152
11/15/07	12/17/07	003246911	42988	69,120	49,400	19,720	28.5%	COPR	HORWITH	CHUX280
11/15/07	12/17/07	003246912	42989	68,920	49,900	19,020	27.6%	COPR	HORWITH	CHUX280
11/15/07	12/17/07	003246913	42990	28,080	48,000	(19,920)	-70.9%	COPR	HORWITH	CHUX280
11/15/07	12/17/07	003246914	42991	28,060	49,200	(21,140)	-75.3%	COPR	HORWITH	CHUX280
11/15/07	12/17/07	003246915	42992	51,880	49,560	2,320	4.5%	COPR	HORWITH	CHUX138
11/15/07	12/17/07	003246916	42993	67,880	49,300	18,580	27.4%	COPR	HORWITH	CHUX138
11/15/07	12/17/07	003246917	42994	38,740	48,700	(9,960)	-25.7%	COPR	HORWITH	CHUX138
11/15/07	12/17/07	003246918	42995	38,740	49,460	(10,720)	-27.7%	COPR	HORWITH	CHUX138
11/15/07	12/19/07	003246919	42996	52,820	50,520	2,300	4.4%	COPR	HORWITH	JTLX50
11/15/07	12/19/07	003246920	42997	68,960	49,000	19,960	28.9%	COPR	HORWITH	JTLX50
11/15/07	12/19/07	003246921	42998	67,940	52,320	15,620	23.0%	COPR	HORWITH	JTLX50
11/15/07	12/19/07	003246922	42999	8,700	49,580	(40,880)	-469.9%	COPR	HORWITH	JTLX50
11/15/07	12/17/07	003246923	43000	17,800	50,400	(32,600)	-183.1%	COPR	HORWITH	CITX300141
11/15/07	12/17/07	003246924	43001	55,400	49,820	5,580	10.1%	COPR	HORWITH	CITX300141
11/15/07	12/17/07	003246925	43002	67,140	50,800	16,340	24.3%	COPR	HORWITH	CITX300141
11/15/07	12/17/07	003246926	43003	58,980	48,880	10,100	17.1%	COPR	HORWITH	CITX300141
11/15/07	12/10/07	003246927	43004	43,620	50,000	(6,380)	-14.6%	COPR	HORWITH	NRLX527651
11/15/07	12/10/07	003246928	43005	76,500	49,100	27,400	35.8%	COPR	HORWITH	NRLX527651
11/15/07	12/10/07	003246929	43006	38,020	49,820	(11,800)	-31.0%	COPR	HORWITH	NRLX527651
11/15/07	12/10/07	003246930	43007	38,040	50,220	(12,180)	-32.0%	COPR	HORWITH	NRLX527651
11/15/07	12/10/07	003246931	43008	31,460	50,040	(18,580)	-59.1%	COPR	HORWITH	NRLX526064
11/15/07	12/10/07	003246932	43009	68,200	50,280	17,920	26.3%	COPR	HORWITH	NRLX526064
11/15/07	12/10/07	003246933	43010	66,880	49,780	17,100	25.6%	COPR	HORWITH	NRLX526064
11/15/07	12/10/07	003246934	43011	32,900	50,060	(17,160)	-52.2%	COPR	HORWITH	NRLX526064
11/15/07	12/10/07	003246935	43012	9,920	50,280	(40,360)	-406.9%	COPR	HORWITH	NRLX527664
11/15/07	12/10/07	003246936	43013	75,840	50,500	25,340	33.4%	COPR	HORWITH	NRLX527664
11/15/07	12/10/07	003246937	43014	77,200	51,680	25,520	33.1%	COPR	HORWITH	NRLX527664
11/15/07	12/10/07	003246938	43015	36,920	49,100	(12,180)	-33.0%	COPR	HORWITH	NRLX527664

Honeywell

HONEYWELL SA-7 USE HAZARDOUS WASTE TRACKING (2006)										
Date Shipped	Date of Return Manifest	State Manifest	Man. Doc #	Facilty Manifest Weight (lbs)	Estimated Weight (lbs)	Manifest - Estimate (lbs)	Manifest - Estimate (%)	Material	Transporter	RAILCAR #
11/15/07	12/10/07	003246939	43016	57,060	51,300	5,760	10.1%	COPR	HORWITH	NRLX526114
11/15/07	12/10/07	003246940	43017	76,300	51,280	25,020	32.8%	COPR	HORWITH	NRLX526114
11/15/07	12/10/07	003246941	43018	33,160	50,060	(16,900)	-51.0%	COPR	HORWITH	NRLX526114
11/15/07	12/10/07	003246942	43019	33,160	51,300	(18,140)	-54.7%	COPR	HORWITH	NRLX526114
11/15/07	12/10/07	003246943	43020	12,820	51,460	(38,640)	-301.4%	COPR	HORWITH	HLMX1101
11/15/07	12/10/07	003246944	43021	67,000	48,800	18,200	27.2%	COPR	HORWITH	HLMX1101
11/15/07	12/10/07	003246945	43022	67,140	50,780	16,360	24.4%	COPR	HORWITH	HLMX1101
11/15/07	12/10/07	003246946	43023	48,200	46,180	2,020	4.2%	COPR	HORWITH	HLMX1101
11/16/07	12/10/07	003246947	43024	58,940	49,980	8,960	15.2%	COPR	HORWITH	CITX300116
11/16/07	12/10/07	003246948	43025	68,080	50,820	17,260	25.4%	COPR	HORWITH	CITX300116
11/16/07	12/10/07	003246949	43026	48,420	49,760	(1,340)	-2.8%	COPR	HORWITH	CITX300116
11/16/07	12/10/07	003246950	43027	23,560	51,720	(28,160)	-119.5%	COPR	HORWITH	CITX300116
11/16/07	12/10/07	003246951	43028	69,200	49,400	19,800	28.6%	COPR	HORWITH	CEFX35844
11/16/07	12/10/07	003246952	43029	23,640	51,880	(28,240)	-119.5%	COPR	HORWITH	CEFX35844
11/16/07	12/10/07	003246953	43030	47,840	50,520	(2,680)	-5.6%	COPR	HORWITH	CEFX35844
11/16/07	12/10/07	003246954	43031	58,160	50,980	7,180	12.3%	COPR	HORWITH	CEFX35844
11/16/07	12/17/07	003246955	43032	50,820	51,880	(1,060)	-2.1%	COPR	HORWITH	JTLX283
11/16/07	12/17/07	003246956	43033	67,460	51,460	16,000	23.7%	COPR	HORWITH	JTLX283
11/16/07	12/17/07	003246957	43034	67,020	49,980	17,040	25.4%	COPR	HORWITH	JTLX283
11/16/07	12/17/07	003246958	43035	14,640	51,900	(37,260)	-254.5%	COPR	HORWITH	JTLX283
11/16/07	12/10/07	003246959	43036	17,400	50,540	(33,140)	-190.5%	COPR	HORWITH	MHFX5692
11/16/07	12/10/07	003246960	43037	68,960	50,720	18,240	26.5%	COPR	HORWITH	MHFX5692
11/16/07	12/10/07	003246961	43038	67,900	50,120	17,780	26.2%	COPR	HORWITH	MHFX5692
11/16/07	12/10/07	003246962	43039	43,900	50,680	(6,780)	-15.4%	COPR	HORWITH	MHFX5692
11/16/07	12/10/07	003246963	43040	43,780	50,240	(6,460)	-14.8%	COPR	HORWITH	CHUX102
11/16/07	12/10/07	003246964	43041	67,200	50,080	17,120	25.5%	COPR	HORWITH	CHUX102
11/16/07	12/10/07	003246965	43042	76,220	50,120	26,100	34.2%	COPR	HORWITH	CHUX102
11/16/07	12/10/07	003246967	43043	15,300	52,000	(36,700)	-239.9%	COPR	HORWITH	CHUX102
11/16/07	12/10/07	003246968	43044	77,140	48,040	29,100	37.7%	COPR	HORWITH	CHUX144
11/16/07	12/10/07	003246969	43045	69,380	49,540	19,840	28.6%	COPR	HORWITH	CHUX144
11/16/07	12/10/07	003246970	43046	23,760	51,780	(28,020)	-117.9%	COPR	HORWITH	CHUX144
11/16/07	12/10/07	003246971	43047	23,760	48,840	(25,080)	-105.6%	COPR	HORWITH	CHUX144
11/16/07	12/19/07	003246972	43048	21,360	48,460	(27,100)	-126.9%	COPR	HORWITH	CITX300119
11/16/07	12/19/07	003246973	43049	67,940	51,220	16,720	24.6%	COPR	HORWITH	CITX300119
11/16/07	12/19/07	003246974	43050	68,960	51,700	17,260	25.0%	COPR	HORWITH	CITX300119
11/16/07	12/19/07	003246975	43051	31,260	49,620	(18,360)	-58.7%	COPR	HORWITH	CITX300119
11/16/07	12/10/07	003246976	43052	69,140	51,940	17,200	24.9%	COPR	HORWITH	CEFX31035
11/16/07	12/10/07	003246977	43053	36,700	51,180	(14,480)	-39.5%	COPR	HORWITH	CEFX31035
11/16/07	12/10/07	003246978	43054	47,540	49,800	(2,260)	-4.8%	COPR	HORWITH	CEFX31035
11/16/07	12/10/07	003246979	43055	48,540	50,200	(1,660)	-3.4%	COPR	HORWITH	CEFX31035
11/16/07	12/10/07	003246980	43056	68,460	52,220	16,240	23.7%	COPR	HORWITH	CHUX196
11/16/07	12/10/07	003246981	43057	48,560	49,960	(1,400)	-2.9%	COPR	HORWITH	CHUX196
11/16/07	12/10/07	003246982	43058	65,580	51,720	13,860	21.1%	COPR	HORWITH	CHUX196
11/16/07	12/10/07	003246983	43059	15,700	49,820	(34,120)	-217.3%	COPR	HORWITH	CHUX196
11/16/07	12/26/07	003246984	43060	13,760	51,080	(37,320)	-271.2%	CPBH COPR	HORWITH	NRLX526248
11/16/07	12/26/07	003246985	43061	67,400	52,180	15,220	22.6%	CPBH COPR	HORWITH	NRLX526248
11/16/07	12/26/07	003246986	43062	66,160	52,260	13,900	21.0%	CPBH COPR	HORWITH	NRLX526248
11/16/07	12/26/07	003246987	43063	66,040	50,900	15,140	22.9%	CPBH COPR	HORWITH	NRLX526248
11/16/07	12/17/07	003246988	43064	67,160	52,280	14,880	22.2%	CPBH COPR	HORWITH	CHUX273
11/16/07	12/17/07	003246989	43065	7,500	49,140	(41,640)	-555.2%	CPBH COPR	HORWITH	CHUX273
11/16/07	12/17/07	003246990	43066	68,020	50,580	17,440	25.6%	CPBH COPR	HORWITH	CHUX273
11/16/07	12/17/07	003246991	43067	56,280	48,240	8,040	14.3%	CPBH COPR	HORWITH	CHUX273
11/16/07	12/17/07	003246992	43068	20,860	48,980	(28,120)	-134.8%	CPBH COPR	HORWITH	JTLX4058
11/16/07	12/17/07	003246993	43069	66,760	52,220	14,540	21.8%	CPBH COPR	HORWITH	JTLX4058
11/16/07	01/07/08	003246994	43070	68,420	51,540	16,880	24.7%	COPR	HORWITH	CEFX35243
11/16/07	12/17/07	003246995	43071	67,800	52,020	15,780	23.3%	CPBH COPR	HORWITH	JTLX4058
11/16/07	12/17/07	003246996	43072	42,520	52,260	(9,740)	-22.9%	COPR	HORWITH	JTLX4058
11/16/07	01/07/08	003246997	43073	66,760	50,180	16,580	24.8%	CPBH COPR	HORWITH	CEFX35243
11/16/07	12/17/07	003246998	43074	67,600	52,380	15,220	22.5%	COPR	HORWITH	MHFX5770
11/16/07	12/17/07	003246999	43075	14,320	50,320	(36,000)	-251.4%	CPBH COPR	HORWITH	MHFX5770
11/16/07	01/07/08	003247000	43076	30,300	51,980	(21,680)	-71.6%	COPR	HORWITH	CEFX35243
11/16/07	12/17/07	003247002	43077	67,900	49,000	18,900	27.8%	CPBH COPR	HORWITH	MHFX5770
11/16/07	12/17/07	003247003	43078	96,560	51,560	45,000	46.6%	COPR	HORWITH	CEFX33362
11/16/07	12/17/07	003247004	43079	46,420	49,140	(2,720)	-5.9%	CPBH COPR	HORWITH	MHFX5770
11/16/07	12/17/07	003247005	43080	26,360	49,620	(23,260)	-88.2%	CPBH COPR	HORWITH	CEFX33362
11/16/07	12/17/07	003247006	43081	68,540	50,120	18,420	26.9%	COPR	HORWITH	CEFX33362
11/16/07	12/17/07	003247007	43082	9,620	49,480	(39,860)	-414.3%	CPBH COPR	HORWITH	CEFX33362
11/16/07	12/17/07	003247008	43083	43,000	50,300	(7,300)	-17.0%	COPR	HORWITH	CEFX35241
11/16/07	12/17/07	003247009	43084	17,560	52,260	(34,700)	-197.6%	COPR	HORWITH	CEFX35241
11/16/07	12/17/07	003247010	43085	69,120	49,940	19,180	27.7%	CPBH COPR	HORWITH	CEFX35241
11/16/07	12/17/07	003247011	43086	67,940	44,860	23,080	34.0%	COPR	HORWITH	CEFX35241
11/16/07	12/19/07	003247012	43087	49,940	51,080	(1,140)	-2.3%	CPBH COPR	HORWITH	NRLX526244
11/16/07	12/19/07	003247013	43088	66,680	50,500	16,180	24.3%	CPBH COPR	HORWITH	NRLX526244
11/16/07	12/19/07	003247014	43089	67,900	48,800	19,100	28.1%	COPR	HORWITH	NRLX526244

HONEYWELL SA-7 USE HAZARDOUS WASTE TRACKING (2006)										
Date Shipped	Date of Return Manifest	State Manifest	Man. Doc #	Facilty Manifest Weight (lbs)	Estimated Weight (lbs)	Manifest - Estimate (lbs)	Manifest - Estimate (%)	Material	Transporter	RAILCAR #
11/16/07	01/07/08	003247015	43090	30,300	51,180	(20,880)	-68.9%	CPBH COPR	HORWITH	CEFX35243
11/16/07	12/19/07	003247016	43091	4,660	52,160	(47,500)	-1019.3%	COPR	HORWITH	NRLX526244
11/16/07	12/13/07	003247017	43092	36,420	48,580	(12,160)	-33.4%	COPR	HORWITH	MHFX5783
11/16/07	12/13/07	003247018	43093	68,700	50,180	18,520	27.0%	CPBH COPR	HORWITH	MHFX5783
11/16/07	12/13/07	003247019	43094	36,440	49,960	(13,520)	-37.1%	COPR	HORWITH	MHFX5783
11/16/07	12/13/07	003247020	43095	53,900	51,200	2,700	5.0%	CPBH COPR	HORWITH	MHFX5783
11/19/06	12/13/07	003247021	43096	11,580	51,940	(40,360)	-348.5%	COPR	HORWITH	NDYX320437
11/19/06	12/13/07	003247022	43097	28,240	49,440	(21,200)	-75.1%	COPR	HORWITH	NRLX585537
11/19/06	12/13/07	003247023	43098	68,920	48,960	19,960	29.0%	COPR	HORWITH	NRLX585537
11/19/06	12/13/07	003247024	43099	28,240	49,580	(21,340)	-75.6%	COPR	HORWITH	NRLX585537
11/19/06	12/13/07	003247025	43100	68,740	50,060	18,680	27.2%	COPR	HORWITH	NRLX585537
11/19/06	12/13/07	003247026	43101	68,500	50,820	17,680	25.8%	COPR	HORWITH	NDYX320437
11/19/06	12/13/07	003247027	43102	55,080	50,480	4,600	8.4%	COPR	HORWITH	NDYX320437
11/19/06	12/13/07	003247028	43103	58,860	50,020	8,840	15.0%	COPR	HORWITH	NDYX320437
11/19/06	12/17/07	003247029	43104	77,360	48,640	28,720	37.1%	COPR	HORWITH	CHUX315
11/19/06	12/17/07	003247030	43105	69,720	49,940	19,780	28.4%	COPR	HORWITH	CHUX315
11/19/06	12/17/07	003247031	43106	22,680	50,280	(27,600)	-121.7%	COPR	HORWITH	CHUX315
11/19/06	12/17/07	003247032	43107	22,680	50,820	(28,140)	-124.1%	COPR	HORWITH	CHUX315
11/19/06	12/17/07	003247033	43108	7,280	51,400	(44,120)	-606.0%	COPR	HORWITH	CHUX326
11/19/06	12/17/07	003247034	43109	67,420	50,840	16,580	24.6%	COPR	HORWITH	CHUX326
11/19/06	12/17/07	003247035	43110	67,500	50,200	17,300	25.6%	COPR	HORWITH	CHUX326
11/19/06	12/17/07	003247036	43111	53,200	49,300	3,900	7.3%	COPR	HORWITH	CHUX326
11/19/06	12/12/07	003247037	43112	23,900	50,480	(26,580)	-111.2%	COPR	HORWITH	CHUX116
11/19/06	01/08/08	003247038	43113	69,620	47,740	21,880	31.4%	COPR	HORWITH	CHUX116
11/19/06	12/12/07	003247039	43114	69,040	48,580	20,460	29.6%	COPR	HORWITH	CHUX116
11/19/06	12/12/07	003247040	43115	31,160	48,740	(17,580)	-56.4%	COPR	HORWITH	CHUX116
11/19/06	12/17/07	003247041	43116	36,560	47,500	(10,940)	-29.9%	COPR	HORWITH	CEFX35239
11/19/06	12/17/07	003247042	43117	68,060	49,740	18,320	26.9%	COPR	HORWITH	CEFX35239
11/19/06	12/17/07	003247043	43118	66,820	49,580	17,240	25.8%	COPR	HORWITH	CEFX35239
11/19/06	12/17/07	003247044	43119	20,200	51,960	(31,760)	-157.2%	COPR	HORWITH	CEFX35239
11/19/06	01/08/08	003247045	43120	57,460	51,260	6,200	10.8%	COPR	HORWITH	CHUX226
11/19/06	01/08/08	003247046	43121	41,060	50,840	(9,780)	-23.8%	COPR	HORWITH	CHUX226
11/19/06	12/12/07	003247047	43122	69,060	50,320	18,740	27.1%	COPR	HORWITH	CHUX226
11/19/06	01/08/08	003247048	43123	30,300	50,140	(19,840)	-65.5%	COPR	HORWITH	CHUX226
11/19/06	12/13/07	003247049	43124	68,540	49,520	19,020	27.8%	COPR	HORWITH	CHUX155
11/19/06	12/13/07	003247050	43125	67,780	51,720	16,060	23.7%	COPR	HORWITH	CHUX155
11/19/06	12/13/07	003247051	43126	38,080	50,960	(12,880)	-33.8%	COPR	HORWITH	CHUX155
11/19/06	12/19/07	003247052	43127	33,120	51,260	(18,140)	-54.8%	COPR	HORWITH	JTLX30154
11/19/06	12/13/07	003247053	43128	38,080	52,100	(14,020)	-36.8%	COPR	HORWITH	CHUX155
11/19/06	12/19/07	003247054	43129	54,560	49,600	4,960	9.1%	COPR	HORWITH	JTLX30154
11/19/06	12/19/07	003247055	43130	67,020	50,540	16,480	24.6%	COPR	HORWITH	JTLX30154
11/19/06	12/19/07	003247056	43131	33,100	49,240	(16,140)	-48.8%	COPR	HORWITH	JTLX30154
11/19/06	12/13/07	003247057	43132	67,540	49,320	18,220	27.0%	COPR	HORWITH	CITX300108
11/19/06	12/13/07	003247058	43133	44,700	51,720	(7,020)	-15.7%	COPR	HORWITH	CITX300108
11/19/06	12/13/07	003247059	43134	69,120	48,560	20,560	29.7%	COPR	HORWITH	CITX300108
11/19/06	12/13/07	003247060	43135	12,800	49,740	(36,940)	-288.6%	COPR	HORWITH	CITX300108
11/19/06	12/13/07	003247061	43136	12,100	49,920	(37,820)	-312.6%	COPR	HORWITH	CHUX215
11/19/06	12/13/07	003247062	43137	76,240	49,460	26,780	35.1%	COPR	HORWITH	CHUX215
11/19/06	12/13/07	003247063	43138	76,060	50,980	25,080	33.0%	COPR	HORWITH	CHUX215
11/19/06	12/13/07	003247064	43139	32,380	50,820	(18,440)	-56.9%	COPR	HORWITH	CHUX215
11/19/06	12/17/07	003247065	43140	67,900	47,020	20,880	30.8%	COPR	HORWITH	JTLX30105
11/19/06	12/17/07	003247066	43141	76,260	49,780	26,480	34.7%	COPR	HORWITH	JTLX30105
11/19/06	12/17/07	003247067	43142	27,540	49,440	(21,900)	-79.5%	COPR	HORWITH	JTLX30105
11/19/06	12/17/07	003247068	43143	27,540	50,260	(22,720)	-82.5%	COPR	HORWITH	JTLX30105
11/19/06	12/13/07	003247069	43144	76,400	49,600	26,800	35.1%	COPR	HORWITH	CEFX35843
11/19/06	12/13/07	003247070	43145	67,180	51,660	15,520	23.1%	COPR	HORWITH	CEFX35843
11/19/06	12/13/07	003247071	43146	27,920	50,060	(22,140)	-79.3%	COPR	HORWITH	CEFX35843
11/19/06	12/13/07	003247072	43147	27,920	49,180	(21,260)	-76.1%	COPR	HORWITH	CEFX35843
11/19/06	12/17/07	003247073	43148	36,540	48,140	(11,600)	-31.7%	COPR	HORWITH	CITX300107
11/19/06	12/17/07	003247074	43149	76,360	49,920	26,440	34.6%	COPR	HORWITH	CITX300107
11/19/06	12/17/07	003247075	43150	38,080	50,800	(12,720)	-33.4%	COPR	HORWITH	CITX300107
11/19/06	12/17/07	003247076	43151	38,080	49,840	(11,760)	-30.9%	COPR	HORWITH	CITX300107
11/19/06	12/17/07	003247077	43152	23,760	49,580	(25,820)	-108.7%	COPR	HORWITH	CHUX225
11/19/06	12/17/07	003247078	43153	67,420	51,380	16,040	23.8%	COPR	HORWITH	CHUX225
11/19/06	12/17/07	003247079	43154	76,420	50,120	26,300	34.4%	COPR	HORWITH	CHUX225
11/19/06	12/17/07	003247080	43155	31,120	48,440	(17,320)	-55.7%	COPR	HORWITH	CHUX225
11/19/06	12/17/07	003247081	43156	20,000	51,120	(31,120)	-155.6%	COPR	HORWITH	CHUX182
11/19/06	12/17/07	003247082	43157	67,540	50,260	17,280	25.6%	COPR	HORWITH	CHUX182
11/19/06	12/17/07	003247083	43158	66,340	49,960	16,380	24.7%	COPR	HORWITH	CHUX182
11/19/06	12/17/07	003247084	43159	13,100	51,060	(37,960)	-289.8%	COPR	HORWITH	CHUX313
11/19/06	12/17/07	003247085	43160	44,120	50,480	(6,360)	-14.4%	COPR	HORWITH	CHUX182
11/19/06	12/17/07	003247086	43161	67,640	50,200	17,440	25.8%	COPR	HORWITH	CHUX313
11/19/06	12/17/07	003247087	43162	68,560	50,120	18,440	26.9%	COPR	HORWITH	CHUX313
11/19/06	12/17/07	003247088	43163	47,020	48,300	(1,280)	-2.7%	COPR	HORWITH	CHUX313

HONEYWELL SA-7 USE HAZARDOUS WASTE TRACKING (2006)										
Date Shipped	Date of Return Manifest	State Manifest	Man. Doc #	Facilty Manifest Weight (lbs)	Estimated Weight (lbs)	Manifest - Estimate (lbs)	Manifest - Estimate (%)	Material	Transporter	RAILCAR #
11/19/06	12/17/07	003247089	43164	67,600	48,000	19,600	29.0%	COPR	HORWITH	CITX300016
11/19/06	12/17/07	003247090	43165	77,420	48,540	28,880	37.3%	COPR	HORWITH	CITX300016
11/19/06	12/17/07	003247091	43166	23,400	49,360	(25,960)	-110.9%	COPR	HORWITH	CITX300016
11/19/06	12/17/07	003247092	43167	23,400	49,080	(25,680)	-109.7%	COPR	HORWITH	CITX300016
11/20/07	12/17/07	003247093	43168	9,220	50,140	(40,920)	-443.8%	COPR	HORWITH	CHUX288
11/20/07	12/17/07	003247094	43169	68,580	49,200	19,380	28.3%	COPR	HORWITH	CHUX288
11/20/07	12/17/07	003247095	43170	68,380	48,600	19,780	28.9%	COPR	HORWITH	CHUX288
11/20/07	12/17/07	003247096	43171	46,640	49,340	(2,700)	-5.8%	COPR	HORWITH	CHUX288
11/20/07	12/17/07	003247097	43172	58,860	51,460	7,400	12.6%	COPR	HORWITH	CHUX204
11/20/07	12/17/07	003247098	43173	76,040	50,880	25,160	33.1%	COPR	HORWITH	CHUX204
11/20/07	12/17/07	003247099	43174	33,820	50,000	(16,180)	-47.8%	COPR	HORWITH	CHUX204
11/20/07	12/17/07	003247100	43175	33,840	50,740	(16,900)	-49.9%	COPR	HORWITH	CHUX204
11/20/07	12/26/07	003247101	43176	66,460	49,380	17,080	25.7%	COPR	HORWITH	JTLX30170
11/20/07	12/26/07	003247102	43177	65,660	48,040	17,620	26.8%	COPR	HORWITH	JTLX30170
11/20/07	12/26/07	003247103	43178	32,680	48,860	(16,180)	-49.5%	COPR	HORWITH	JTLX30170
11/20/07	12/26/07	003247104	43179	32,680	49,160	(16,480)	-50.4%	COPR	HORWITH	JTLX30170
11/20/07	12/17/07	003247105	43180	37,040	50,060	(13,020)	-35.2%	COPR	HORWITH	MHFX5743
11/20/07	12/17/07	003247106	43181	76,360	51,600	24,760	32.4%	COPR	HORWITH	MHFX5743
11/20/07	12/17/07	003247107	43182	67,480	48,980	18,500	27.4%	COPR	HORWITH	MHFX5743
11/20/07	12/17/07	003247108	43183	17,580	48,580	(31,000)	-176.3%	COPR	HORWITH	MHFX5743
11/20/07	12/17/07	003247109	43184	49,360	49,160	200	0.4%	COPR	HORWITH	CEFX35236
11/20/07	12/17/07	003247110	43185	68,420	48,100	20,320	29.7%	COPR	HORWITH	CEFX35236
11/20/07	12/17/07	003247111	43186	67,640	50,640	17,000	25.1%	COPR	HORWITH	CEFX35236
11/20/07	12/17/07	003247112	43187	8,680	50,200	(41,520)	-478.3%	COPR	HORWITH	CEFX35236
11/20/07	01/07/08	003247113	43188	24,520	49,660	(25,140)	-102.5%	COPR	HORWITH	CEFX33441
11/20/07	01/07/08	003247114	43189	76,940	49,300	27,640	35.9%	COPR	HORWITH	CEFX33441
11/20/07	01/07/08	003247115	43190	62,620	49,820	12,800	20.4%	COPR	HORWITH	CEFX33441
11/20/07	01/07/08	003247116	43191	27,780	49,740	(21,960)	-79.0%	COPR	HORWITH	CEFX33441
11/20/07	12/17/07	003247117	43192	16,320	49,840	(33,520)	-205.4%	COPR	HORWITH	CEFX35244
11/20/07	12/17/07	003247118	43193	66,740	48,620	18,120	27.2%	COPR	HORWITH	CEFX35244
11/20/07	12/17/07	003247119	43194	67,120	50,780	16,340	24.3%	COPR	HORWITH	CEFX35244
11/20/07	12/17/07	003247120	43195	41,760	50,260	(8,500)	-20.4%	COPR	HORWITH	CEFX35244
11/20/07	12/17/07	003247121	43196	77,120	51,140	25,980	33.7%	COPR	HORWITH	NRLX526001
11/20/07	12/17/07	003247122	43197	68,460	50,700	17,760	25.9%	COPR	HORWITH	NRLX526001
11/20/07	12/17/07	003247123	43198	25,860	49,100	(23,240)	-89.9%	COPR	HORWITH	NRLX526001
11/20/07	12/17/07	003247124	43199	25,860	48,200	(22,340)	-86.4%	COPR	HORWITH	NRLX526001
11/20/07	12/17/07	003247125	43200	34,360	50,980	(16,620)	-48.4%	COPR	HORWITH	HLMX1165
11/20/07	12/17/07	003247126	43201	68,760	51,420	17,340	25.2%	COPR	HORWITH	HLMX1165
11/20/07	12/17/07	003247127	43202	68,660	48,640	20,020	29.2%	COPR	HORWITH	HLMX1165
11/20/07	12/17/07	003247128	43203	24,540	50,700	(26,160)	-106.6%	COPR	HORWITH	HLMX1165
11/20/07	12/17/07	003247129	43204	59,860	49,080	10,780	18.0%	COPR	HORWITH	CEFX33323
11/20/07	12/17/07	003247130	43205	76,460	51,120	25,340	33.1%	COPR	HORWITH	CEFX33323
11/20/07	12/17/07	003247131	43206	67,060	48,620	18,440	27.5%	COPR	HORWITH	CEFX33511
11/20/07	12/17/07	003247132	43207	32,020	51,140	(19,120)	-59.7%	COPR	HORWITH	CEFX33323
11/20/07	12/17/07	003247133	43208	32,000	49,920	(17,920)	-56.0%	COPR	HORWITH	CEFX33323
11/20/07	12/17/07	003247134	43209	58,120	49,340	8,780	15.1%	COPR	HORWITH	CEFX33511
11/20/07	12/17/07	003247135	43210	63,980	52,040	11,940	18.7%	COPR	HORWITH	CEFX33511
11/20/07	12/17/07	003247136	43211	6,660	51,000	(44,340)	-665.8%	COPR	HORWITH	CEFX33511
11/20/07	12/17/07	003247137	43212	77,100	51,820	25,280	32.8%	COPR	HORWITH	CEFX33529
11/20/07	12/17/07	003247138	43213	69,240	51,500	17,740	25.6%	COPR	HORWITH	CEFX33529
11/20/07	12/17/07	003247139	43214	28,400	50,900	(22,500)	-79.2%	COPR	HORWITH	CEFX33529
11/20/07	12/17/07	003247140	43215	28,400	51,480	(23,080)	-81.3%	COPR	HORWITH	CEFX33529
11/20/07	12/17/07	003247141	43216	11,640	52,160	(40,520)	-348.1%	COPR	HORWITH	MHFX5795
11/20/07	12/17/07	003247142	43217	68,900	48,960	19,940	28.9%	COPR	HORWITH	MHFX5795
11/20/07	12/17/07	003247143	43218	68,240	50,020	18,220	26.7%	COPR	HORWITH	MHFX5795
11/20/07	12/17/07	003247144	43219	50,520	50,960	(440)	-0.9%	COPR	HORWITH	MHFX5795
11/20/07	12/17/07	003247145	43220	17,740	49,560	(31,820)	-179.4%	COPR	HORWITH	JTLX273
11/20/07	12/17/07	003247146	43221	78,080	50,320	27,760	35.6%	COPR	HORWITH	JTLX273
11/20/07	12/17/07	003247147	43222	43,600	51,860	(8,260)	-18.9%	COPR	HORWITH	JTLX265
11/20/07	12/17/07	003247148	43223	68,940	51,660	17,280	25.1%	COPR	HORWITH	JTLX273
11/20/07	12/17/07	003247149	43224	34,340	50,440	(16,100)	-46.9%	COPR	HORWITH	JTLX273
11/20/07	12/17/07	003247150	43225	13,160	50,140	(36,980)	-281.0%	COPR	HORWITH	JTLX265
11/20/07	12/17/07	003247151	43226	68,680	50,680	18,000	26.2%	COPR	HORWITH	JTLX265
11/20/07	12/17/07	003247152	43227	85,400	50,460	34,940	40.9%	COPR	HORWITH	JTLX265
11/20/07	12/17/07	003247153	43228	25,740	52,400	(26,660)	-103.6%	COPR	HORWITH	NRLX527572
11/20/07	12/17/07	003247154	43229	76,800	49,880	26,920	35.1%	COPR	HORWITH	NRLX527572
11/20/07	12/17/07	003247155	43230	69,060	48,940	20,120	29.1%	COPR	HORWITH	NRLX527572
11/20/07	12/17/07	003247156	43231	32,380	50,540	(18,160)	-56.1%	COPR	HORWITH	NRLX527572
11/20/07	12/17/07	003247157	43232	20,160	50,900	(30,740)	-152.5%	COPR	HORWITH	JTLX30129
11/20/07	12/17/07	003247158	43233	67,200	52,540	14,660	21.8%	COPR	HORWITH	JTLX30129
11/20/07	12/17/07	003247159	43234	66,740	49,760	16,980	25.4%	COPR	HORWITH	JTLX30129
11/20/07	12/17/07	003247160	43235	42,000	48,940	(6,940)	-16.5%	COPR	HORWITH	JTLX30129
11/20/07	12/17/07	003247161	43236	10,760	51,860	(41,100)	-382.0%	COPR	HORWITH	JTLX30131
11/20/07	12/17/07	003247162	43237	76,280	51,960	24,320	31.9%	COPR	HORWITH	JTLX30131

Honeywell

HONEYWELL SA-7 USE HAZARDOUS WASTE TRACKING (2006)										
Date Shipped	Date of Return Manifest	State Manifest	Man. Doc #	Facilty Manifest Weight (lbs)	Estimated Weight (lbs)	Manifest - Estimate (lbs)	Manifest - Estimate (%)	Material	Transporter	RAILCAR #
11/20/07	12/17/07	003247163	43238	77,160	49,040	28,120	36.4%	COPR	HORWITH	JTLX30131
11/21/07	12/17/07	003247164	43239	69,060	50,300	18,760	27.2%	COPR	HORWITH	NRLX528126
11/21/07	12/17/07	003247165	43240	68,460	51,180	17,280	25.2%	COPR	HORWITH	NRLX528126
11/21/07	12/17/07	003247166	43241	33,600	49,240	(15,640)	-46.5%	COPR	HORWITH	NRLX528126
11/21/07	12/17/07	003247167	43242	33,600	50,860	(17,260)	-51.4%	COPR	HORWITH	NRLX528126
11/21/07	12/17/07	003247168	43243	34,160	52,040	(17,880)	-52.3%	COPR	HORWITH	CHUX194
11/21/07	12/17/07	003247169	43244	68,340	51,240	17,100	25.0%	COPR	HORWITH	CHUX194
11/21/07	12/17/07	003247170	43245	68,320	51,780	16,540	24.2%	COPR	HORWITH	CHUX194
11/21/07	12/17/07	003247171	43246	34,160	50,440	(16,280)	-47.7%	COPR	HORWITH	CHUX194
11/21/07	12/17/07	003247172	43247	68,320	49,360	18,960	27.8%	CPBH COPR	HORWITH	JTLX267
11/21/07	12/17/07	003247173	43248	48,320	51,940	(3,620)	-7.5%	COPR	HORWITH	JTLX267
11/21/07	12/17/07	003247174	43249	46,620	50,960	(4,340)	-9.3%	CPBH COPR	HORWITH	JTLX267
11/21/07	12/17/07	003247175	43250	31,720	50,580	(18,860)	-59.5%	CPBH COPR	HORWITH	JTLX267
11/21/07	12/17/07	003247176	43251	17,080	50,620	(33,540)	-196.4%	COPR	HORWITH	CEFX35245
11/21/07	12/17/07	003247177	43252	87,680	50,100	37,580	42.9%	COPR	HORWITH	CEFX35245
11/21/07	12/17/07	003247178	43253	68,820	50,360	18,460	26.8%	CPBH COPR	HORWITH	CEFX35245
11/21/07	12/17/07	003247179	43254	23,380	49,580	(26,200)	-112.1%	COPR	HORWITH	CEFX35245
11/21/07	12/17/07	003247180	43255	53,960	50,380	3,580	6.6%	CPBH COPR	HORWITH	CITX300114
11/21/07	12/17/07	003247181	43256	66,900	49,400	17,500	26.2%	COPR	HORWITH	CITX300114
11/21/07	12/17/07	003247182	43257	47,060	48,380	(1,320)	-2.8%	CPBH COPR	HORWITH	CITX300114
11/21/07	12/19/07	003247183	43258	33,700	49,740	(16,040)	-47.6%	COPR	HORWITH	NRLX528336
11/21/07	12/17/07	003247184	43259	25,200	48,180	(22,980)	-91.2%	CPBH COPR	HORWITH	CITX300114
11/21/07	12/17/07	003247185	43260	48,680	51,980	(3,300)	-6.8%	COPR	HORWITH	CITX300161
11/21/07	12/17/07	003247186	43261	66,860	48,940	17,920	26.8%	CPBH COPR	HORWITH	CITX300161
11/21/07	12/17/07	003247187	43262	67,340	49,560	17,780	26.4%	COPR	HORWITH	CITX300161
11/21/07	12/17/07	003247188	43263	14,340	51,860	(37,520)	-261.6%	CPBH COPR	HORWITH	CITX300161
11/21/07	12/19/07	003247189	43264	67,400	48,400	19,000	28.2%	CPBH COPR	HORWITH	NRLX528336
11/21/07	12/19/07	003247190	43265	68,560	49,780	18,780	27.4%	CPBH COPR	HORWITH	NRLX528336
11/21/07	12/19/07	003247191	43266	29,100	50,100	(21,000)	-72.2%	CPBH COPR	HORWITH	NRLX528336
11/21/07	01/07/08	003247192	43267	63,460	48,100	15,360	24.2%	CPBH COPR	HORWITH	NRLX526176
11/21/07	01/07/08	003247193	43268	67,540	49,680	17,860	26.4%	CPBH COPR	HORWITH	NRLX526176
11/21/07	01/07/08	003247194	43269	33,060	49,100	(16,040)	-48.5%	CPBH COPR	HORWITH	NRLX526176
11/21/07	01/03/08	003247195	43270	67,440	50,300	17,140	25.4%	COPR	HORWITH	NDYX320320
11/21/07	01/07/08	003247196	43271	33,060	52,360	(19,300)	-58.4%	CPBH COPR	HORWITH	NRLX526176
11/21/07	01/03/08	003247197	43272	51,180	50,660	520	1.0%	COPR	HORWITH	NDYX320320
11/21/07	01/03/08	003247198	43273	67,560	51,020	16,540	24.5%	CPBH COPR	HORWITH	NDYX320320
11/21/07	01/03/08	003247199	43274	13,000	50,740	(37,740)	-290.3%	COPR	HORWITH	NDYX320320
11/21/07	12/17/07	003247201	43275	50,580	49,900	680	1.3%	COPR	HORWITH	CEFX35836
11/21/07	12/17/07	003247202	43276	76,440	50,740	25,700	33.6%	COPR	HORWITH	CEFX35836
11/21/07	12/17/07	003247203	43277	32,720	51,700	(18,980)	-58.0%	COPR	HORWITH	CEFX35836
11/21/07	12/17/07	003247204	43278	32,740	48,820	(16,080)	-49.1%	COPR	HORWITH	CEFX35836
11/21/07	12/17/07	003247205	43279	28,400	49,420	(21,020)	-74.0%	CPBH COPR	HORWITH	CEFX33557
11/21/07	12/17/07	003247206	43280	76,780	50,060	26,720	34.8%	COPR	HORWITH	CEFX33557
11/21/07	12/17/07	003247207	43281	67,600	49,500	18,100	26.8%	CPBH COPR	HORWITH	CEFX33557
11/21/07	12/17/07	003247208	43282	26,060	52,300	(26,240)	-100.7%	COPR	HORWITH	CEFX33557
11/21/07	12/17/07	003247209	43283	39,240	51,120	(11,880)	-30.3%	COPR	HORWITH	JTLX30131
11/21/07	12/17/07	003247210	43284	78,300	48,040	30,260	38.6%	CPBH COPR	HORWITH	JTLX30106
11/21/07	12/17/07	003247211	43285	68,980	50,580	18,400	26.7%	CPBH COPR	HORWITH	JTLX30106
11/21/07	12/26/07	003247212	43286	69,300	51,220	18,080	26.1%	COPR	HORWITH	CITX300110
11/21/07	12/26/07	003247213	43287	68,400	50,440	17,960	26.3%	CPBH COPR	HORWITH	CITX300110
11/21/07	12/26/07	003247214	43288	27,560	52,360	(24,800)	-90.0%	COPR	HORWITH	CITX300110
11/21/07	12/26/07	003247215	43289	27,540	50,660	(23,120)	-84.0%	CPBH COPR	HORWITH	CITX300110
11/21/07	12/26/07	003247216	43290	30,000	49,940	(19,940)	-66.5%	COPR	HORWITH	CHUX327
11/21/07	12/26/07	003247217	43291	67,040	50,160	16,880	25.2%	CPBH COPR	HORWITH	CHUX327
11/21/07	12/26/07	003247218	43292	75,820	51,140	24,680	32.6%	COPR	HORWITH	CHUX327
11/21/07	12/26/07	003247219	43293	76,380	51,680	24,700	32.3%	CPBH COPR	HORWITH	CITX300113
11/21/07	12/26/07	003247220	43294	28,600	49,680	(21,080)	-73.7%	COPR	HORWITH	CHUX327
11/21/07	12/26/07	003247221	43295	25,740	51,680	(25,940)	-100.8%	CPBH COPR	HORWITH	CITX300113
11/21/07	12/26/07	003247222	43296	66,600	50,260	16,340	24.5%	COPR	HORWITH	CITX300113
11/21/07	12/26/07	003247223	43297	35,220	50,080	(14,860)	-42.2%	CPBH COPR	HORWITH	CITX300113
11/21/07	12/26/07	003247224	43298	26,020	50,940	(24,920)	-95.8%	COPR	HORWITH	CEFX35849
11/21/07	12/26/07	003247225	43299	67,300	50,260	17,040	25.3%	CPBH COPR	HORWITH	CEFX35849
11/21/07	12/26/07	003247226	43300	67,640	51,200	16,440	24.3%	COPR	HORWITH	CEFX35849
11/21/07	12/26/07	003247227	43301	40,240	50,760	(10,520)	-26.1%	COPR	HORWITH	CEFX35849
11/21/07	12/17/07	003247228	43302	51,520	48,840	2,680	5.2%	CPBH COPR	HORWITH	JTLX30151
11/21/07	12/17/07	003247229	43303	67,240	51,820	15,420	22.9%	COPR	HORWITH	JTLX30151
11/21/07	12/17/07	003247230	43304	67,180	51,140	16,040	23.9%	COPR	HORWITH	JTLX30151
11/21/07	12/17/07	003247231	43305	15,300	49,960	(34,660)	-226.5%	COPR	HORWITH	JTLX30151
11/21/07	12/17/07	003247232	43306	51,940	50,360	1,580	3.0%	CPBH COPR	HORWITH	MHFX5699
11/21/07	12/17/07	003247233	43307	67,800	49,240	18,560	27.4%	COPR	HORWITH	MHFX5699
11/21/07	12/17/07	003247234	43308	68,560	51,880	16,680	24.3%	CPBH COPR	HORWITH	MHFX5699
11/21/07	12/17/07	003247235	43309	16,260	52,380	(36,120)	-222.1%	COPR	HORWITH	MHFX5699
11/26/07	12/26/07	003247236	43310	7,440	50,500	(43,060)	-578.8%	COPR	HORWITH	MHFX5712
11/26/07	12/26/07	003247237	43311	37,160	51,900	(14,740)	-39.7%	COPR	HORWITH	MHFX5712

HONEYWELL SA-7 USE HAZARDOUS WASTE TRACKING (2006)										
Date Shipped	Date of Return Manifest	State Manifest	Man. Doc #	Facilty Manifest Weight (lbs)	Estimated Weight (lbs)	Manifest - Estimate (lbs)	Manifest - Estimate (%)	Material	Transporter	RAILCAR #
11/26/07	12/26/07	003247238	43312	34,920	49,460	(14,540)	-41.6%	COPR	HORWITH	MHFX5712
11/26/07	12/26/07	003247239	43313	121,160	50,220	70,940	58.6%	COPR	HORWITH	MHFX5712
11/26/07	12/26/07	003247240	43314	65,220	48,420	16,800	25.8%	COPR	HORWITH	JTLX30156
11/26/07	12/26/07	003247241	43315	66,660	50,320	16,340	24.5%	COPR	HORWITH	JTLX30156
11/26/07	12/26/07	003247242	43316	31,340	50,040	(18,700)	-59.7%	COPR	HORWITH	JTLX30156
11/26/07	12/26/07	003247243	43317	31,340	50,440	(19,100)	-60.9%	COPR	HORWITH	JTLX30156
11/26/07	12/26/07	003247244	43318	9,920	51,520	(41,600)	-419.4%	COPR	HORWITH	NRLX526102
11/26/07	12/26/07	003247245	43319	66,360	49,540	16,820	25.3%	COPR	HORWITH	NRLX526102
11/26/07	12/26/07	003247246	43320	65,820	50,420	15,400	23.4%	COPR	HORWITH	NRLX526102
11/26/07	12/26/07	003247247	43321	60,380	50,340	10,040	16.6%	COPR	HORWITH	NRLX527536
11/26/07	12/26/07	003247248	43322	67,880	49,960	17,920	26.4%	COPR	HORWITH	NRLX527536
11/26/07	12/26/07	003247249	43323	67,640	51,700	15,940	23.6%	COPR	HORWITH	NRLX526102
11/26/07	12/26/07	003247250	43324	37,760	48,460	(10,700)	-28.3%	COPR	HORWITH	NRLX527536
11/26/07	12/26/07	003247251	43325	37,780	48,940	(11,160)	-29.5%	COPR	HORWITH	NRLX527536
11/26/07	12/19/07	003247252	43326	67,420	48,380	19,040	28.2%	COPR	HORWITH	CHUX133
11/26/07	12/19/07	003247253	43327	66,460	50,940	15,520	23.4%	COPR	HORWITH	CHUX133
11/26/07	12/19/07	003247254	43328	33,820	48,040	(14,220)	-42.0%	COPR	HORWITH	CHUX133
11/26/07	12/19/07	003247255	43329	33,840	50,820	(16,980)	-50.2%	COPR	HORWITH	CHUX133
11/26/07	12/19/07	003247256	43330	68,140	49,060	19,080	28.0%	COPR	HORWITH	NDYX320467
11/26/07	12/19/07	003247257	43331	66,560	49,840	16,720	25.1%	COPR	HORWITH	NDYX320467
11/26/07	12/19/07	003247258	43332	30,100	50,700	(20,600)	-68.4%	COPR	HORWITH	NDYX320467
11/26/07	12/19/07	003247259	43333	30,100	48,720	(18,620)	-61.9%	COPR	HORWITH	NDYX320467
11/26/07	12/19/07	003247260	43334	67,080	48,900	18,180	27.1%	COPR	HORWITH	JTLX30138
11/26/07	12/19/07	003247261	43335	66,240	51,120	15,120	22.8%	COPR	HORWITH	JTLX30138
11/26/07	12/19/07	003247262	43336	34,500	51,280	(16,780)	-48.6%	COPR	HORWITH	JTLX30138
11/26/07	12/19/07	003247263	43337	34,520	50,740	(16,220)	-47.0%	COPR	HORWITH	JTLX30138
11/26/07	12/19/07	003247264	43338	34,320	49,200	(14,880)	-43.4%	COPR	HORWITH	JTLX30108
11/26/07	12/19/07	003247265	43339	67,040	49,740	17,300	25.8%	COPR	HORWITH	JTLX30108
11/26/07	12/19/07	003247266	43340	66,840	51,700	15,140	22.7%	COPR	HORWITH	JTLX30108
11/26/07	12/19/07	003247267	43341	34,320	52,020	(17,700)	-51.6%	COPR	HORWITH	JTLX30108
11/26/07	12/19/07	003247268	43342	37,400	52,080	(14,680)	-39.3%	COPR	HORWITH	CHUX178
11/26/07	12/19/07	003247269	43343	76,000	51,460	24,540	32.3%	COPR	HORWITH	CHUX178
11/26/07	12/19/07	003247270	43344	18,400	51,600	(33,200)	-180.4%	COPR	HORWITH	CHUX178
11/26/07	12/19/07	003247271	43345	75,760	49,060	26,700	35.2%	COPR	HORWITH	CHUX178
11/26/07	12/17/07	003247272	43346	18,660	50,840	(32,180)	-172.5%	COPR	HORWITH	CITX300104
11/26/07	12/17/07	003247273	43347	70,260	48,500	21,760	31.0%	COPR	HORWITH	CITX300104
11/26/07	12/17/07	003247274	43348	67,960	49,260	18,700	27.5%	COPR	HORWITH	CITX300104
11/26/07	12/17/07	003247275	43349	20,200	49,300	(29,100)	-144.1%	COPR	HORWITH	JTLX30106
11/26/07	12/17/07	003247276	43350	43,120	50,740	(7,620)	-17.7%	COPR	HORWITH	CITX300104
11/26/07	12/17/07	003247277	43351	29,420	48,580	(19,160)	-65.1%	COPR	HORWITH	JTLX30106
11/26/07	12/17/07	003247278	43352	25,320	51,860	(26,540)	-104.8%	COPR	HORWITH	JTLX30161
11/26/07	12/17/07	003247279	43353	68,540	49,480	19,060	27.8%	COPR	HORWITH	JTLX30161
11/26/07	12/19/07	003247280	43354	34,680	50,600	(15,920)	-45.9%	COPR	HORWITH	CHUX257
11/26/07	12/17/07	003247281	43355	47,100	48,920	(1,820)	-3.9%	COPR	HORWITH	JTLX30161
11/26/07	12/17/07	003247282	43356	55,620	48,740	6,880	12.4%	COPR	HORWITH	JTLX30161
11/26/07	12/19/07	003247283	43357	66,900	50,520	16,380	24.5%	COPR	HORWITH	CHUX257
11/26/07	12/19/07	003247284	43358	66,320	49,740	16,580	25.0%	COPR	HORWITH	CHUX257
11/26/07	12/19/07	003247285	43359	29,380	49,700	(20,320)	-69.2%	COPR	HORWITH	CHUX257
11/26/07	12/19/07	003247286	43360	42,220	50,780	(8,560)	-20.3%	COPR	HORWITH	NDYX320329
11/26/07	12/19/07	003247287	43361	66,440	50,480	15,960	24.0%	COPR	HORWITH	NDYX320329
11/26/07	12/19/07	003247288	43362	66,880	50,220	16,660	24.9%	COPR	HORWITH	NDYX320329
11/26/07	12/19/07	003247289	43363	29,360	51,380	(22,020)	-75.0%	COPR	HORWITH	NDYX320329
11/26/07	12/19/07	003247290	43364	34,460	48,280	(13,820)	-40.1%	COPR	HORWITH	JTLX254
11/26/07	12/19/07	003247291	43365	58,280	50,920	7,360	12.6%	COPR	HORWITH	JTLX236
11/26/07	12/19/07	003247292	43366	66,900	50,780	16,120	24.1%	COPR	HORWITH	JTLX236
11/26/07	12/19/07	003247293	43367	67,960	50,860	17,100	25.2%	COPR	HORWITH	JTLX236
11/26/07	12/19/07	003247294	43368	19,760	51,240	(31,480)	-159.3%	COPR	HORWITH	JTLX236
11/26/07	12/19/07	003247295	43369	37,380	48,180	(10,800)	-28.9%	COPR	HORWITH	NDYX320335
11/26/07	12/19/07	003247296	43370	66,160	50,100	16,060	24.3%	COPR	HORWITH	NDYX320335
11/26/07	12/19/07	003247297	43371	66,720	52,480	14,240	21.3%	COPR	HORWITH	NDYX320335
11/26/07	12/19/07	003247298	43372	38,940	51,460	(12,520)	-32.2%	COPR	HORWITH	NDYX320335
11/26/07	12/19/07	003247299	43373	37,380	51,580	(14,200)	-38.0%	COPR	HORWITH	CEFX35816
11/26/07	12/17/07	003247300	43374	17,620	51,620	(34,000)	-193.0%	COPR	HORWITH	CEFX35824
11/26/07	12/17/07	003247301	43375	69,600	51,220	18,380	26.4%	COPR	HORWITH	CEFX35824
11/26/07	12/19/07	003247302	43376	65,440	51,040	14,400	22.0%	COPR	HORWITH	CEFX35816
11/26/07	12/17/07	003247303	43377	68,960	51,960	17,000	24.7%	COPR	HORWITH	CEFX35824
11/26/07	12/17/07	003247304	43378	50,460	52,120	(1,660)	-3.3%	COPR	HORWITH	CEFX35824
11/26/07	12/19/07	003247305	43379	67,060	52,480	14,580	21.7%	COPR	HORWITH	JTLX254
11/26/07	12/19/07	003247306	43380	34,460	52,580	(18,120)	-52.6%	COPR	HORWITH	JTLX254
11/26/07	12/19/07	003247307	43381	67,500	50,520	16,980	25.2%	COPR	HORWITH	JTLX254
11/27/07	12/19/07	003247308	43382	41,120	50,360	(9,240)	-22.5%	COPR	HORWITH	NDYX320461
11/27/07	12/19/07	003247309	43383	67,480	50,560	16,920	25.1%	COPR	HORWITH	NDYX320461
11/27/07	12/19/07	003247310	43384	68,360	49,660	18,700	27.4%	COPR	HORWITH	NDYX320461
11/27/07	12/19/07	003247311	43385	25,220	48,900	(23,680)	-93.9%	COPR	HORWITH	CHUX184

Honeywell

HONEYWELL SA-7 USE HAZARDOUS WASTE TRACKING (2006)										
Date Shipped	Date of Return Manifest	State Manifest	Man. Doc #	Facilty Manifest Weight (lbs)	Estimated Weight (lbs)	Manifest - Estimate (lbs)	Manifest - Estimate (%)	Material	Transporter	RAILCAR #
11/27/07	12/19/07	003247312	43386	23,420	50,620	(27,200)	-116.1%	COPR	HORWITH	NDYX320461
11/27/07	12/17/07	003247313	43387	48,000	52,000	(4,000)	-8.3%	COPR	HORWITH	NRLX528376
11/27/07	12/17/07	003247314	43388	69,580	49,780	19,800	28.5%	COPR	HORWITH	NRLX528376
11/27/07	12/17/07	003247315	43389	68,680	50,340	18,340	26.7%	COPR	HORWITH	NRLX528376
11/27/07	12/17/07	003247316	43390	15,780	51,960	(36,180)	-229.3%	COPR	HORWITH	NRLX528376
11/27/07	12/19/07	003247317	43391	37,780	50,120	(12,340)	-32.7%	COPR	HORWITH	JTLX30109
11/27/07	12/19/07	003247318	43392	67,880	49,720	18,160	26.8%	COPR	HORWITH	JTLX30109
11/27/07	12/19/07	003247319	43393	67,840	51,700	16,140	23.8%	COPR	HORWITH	JTLX30109
11/27/07	12/19/07	003247320	43394	27,420	50,780	(23,360)	-85.2%	COPR	HORWITH	JTLX30109
11/27/07	12/19/07	003247321	43395	37,680	50,780	(13,100)	-34.8%	COPR	HORWITH	JTLX30150
11/27/07	12/19/07	003247322	43396	66,480	51,260	15,220	22.9%	COPR	HORWITH	JTLX30150
11/27/07	12/19/07	003247323	43397	67,280	51,280	16,000	23.8%	COPR	HORWITH	JTLX30150
11/27/07	12/19/07	003247324	43398	29,680	50,720	(21,040)	-70.9%	COPR	HORWITH	JTLX30150
11/27/07	12/19/07	003247325	43399	25,980	49,800	(23,820)	-91.7%	COPR	HORWITH	MHFX5657
11/27/07	12/19/07	003247326	43400	76,180	51,260	24,920	32.7%	COPR	HORWITH	MHFX5657
11/27/07	12/19/07	003247327	43401	68,300	48,040	20,260	29.7%	COPR	HORWITH	MHFX5657
11/27/07	12/19/07	003247328	43402	29,620	49,760	(20,140)	-68.0%	COPR	HORWITH	MHFX5657
11/27/07	12/19/07	003247329	43403	76,460	49,340	27,120	35.5%	COPR	HORWITH	CHUX184
11/27/07	12/19/07	003247330	43404	67,420	50,040	17,380	25.8%	COPR	HORWITH	CHUX184
11/27/07	12/19/07	003247331	43405	25,240	48,300	(23,060)	-91.4%	COPR	HORWITH	CHUX184
11/27/07	12/19/07	003247332	43406	7,420	48,460	(41,040)	-553.1%	COPR	HORWITH	CHUX229
11/27/07	12/19/07	003247333	43407	76,820	50,480	26,340	34.3%	COPR	HORWITH	CHUX229
11/27/07	12/19/07	003247334	43408	76,220	48,920	27,300	35.8%	COPR	HORWITH	CHUX229
11/27/07	12/19/07	003247335	43409	35,080	49,600	(14,520)	-41.4%	COPR	HORWITH	CHUX229
11/27/07	12/19/07	003247336	43410	67,160	48,880	18,280	27.2%	COPR	HORWITH	CITX300101
11/27/07	12/19/07	003247337	43411	76,740	48,000	28,740	37.5%	COPR	HORWITH	CITX300101
11/27/07	12/19/07	003247338	43412	30,000	52,340	(22,340)	-74.5%	COPR	HORWITH	CITX300101
11/27/07	12/19/07	003247339	43413	30,000	48,200	(18,200)	-60.7%	COPR	HORWITH	CITX300101
11/27/07	12/26/07	003247340	43414	66,880	52,160	14,720	22.0%	COPR	HORWITH	CHUX146
11/27/07	12/26/07	003247341	43415	64,080	52,100	11,980	18.7%	COPR	HORWITH	CHUX146
11/27/07	12/26/07	003247342	43416	67,660	51,460	16,200	23.9%	COPR	HORWITH	CHUX146
11/27/07	12/26/07	003247344	43417	5,980	50,040	(44,060)	-736.8%	COPR	HORWITH	CHUX146
11/27/07	12/26/07	003247345	43418	65,120	49,400	15,720	24.1%	COPR	HORWITH	CHUX259
11/27/07	12/26/07	003247346	43419	59,920	48,080	11,840	19.8%	COPR	HORWITH	CHUX259
11/27/07	12/26/07	003247347	43420	32,720	49,560	(16,840)	-51.5%	COPR	HORWITH	CHUX259
11/27/07	12/26/07	003247348	43421	32,720	49,200	(16,480)	-50.4%	COPR	HORWITH	CHUX259
11/27/07	12/19/07	003247349	43422	76,480	49,220	27,260	35.6%	COPR	HORWITH	CITX300100
11/27/07	12/19/07	003247350	43423	67,940	51,140	16,800	24.7%	COPR	HORWITH	CITX300100
11/27/07	12/19/07	003247351	43424	25,760	51,560	(25,800)	-100.2%	COPR	HORWITH	CITX300100
11/27/07	12/19/07	003247352	43425	76,360	48,700	27,660	36.2%	COPR	HORWITH	CITX300112
11/27/07	12/19/07	003247353	43426	25,760	52,160	(26,400)	-102.5%	COPR	HORWITH	CITX300100
11/27/07	12/19/07	003247354	43427	56,260	48,740	7,520	13.4%	COPR	HORWITH	NDYX320426
11/27/07	12/19/07	003247355	43428	75,620	50,400	25,220	33.4%	COPR	HORWITH	NDYX320426
11/27/07	12/19/07	003247356	43429	37,800	51,540	(13,740)	-36.3%	COPR	HORWITH	NDYX320426
11/27/07	12/19/07	003247357	43430	37,800	50,020	(12,220)	-32.3%	COPR	HORWITH	NDYX320426
11/27/07	12/19/07	003247358	43431	44,860	50,820	(5,960)	-13.3%	COPR	HORWITH	DJLX98531
11/27/07	12/19/07	003247359	43432	34,640	50,540	(15,900)	-45.9%	COPR	HORWITH	CITX300112
11/27/07	12/19/07	003247360	43433	67,520	51,540	15,980	23.7%	COPR	HORWITH	CITX300112
11/27/07	12/19/07	003247361	43434	23,240	51,380	(28,140)	-121.1%	COPR	HORWITH	CITX300112
11/27/07	12/19/07	003247362	43435	54,260	51,220	3,040	5.6%	COPR	HORWITH	JTLX30158
11/27/07	12/19/07	003247363	43436	76,180	51,600	24,580	32.3%	COPR	HORWITH	JTLX30158
11/27/07	12/19/07	003247364	43437	34,100	49,720	(15,620)	-45.8%	COPR	HORWITH	JTLX30158
11/27/07	12/19/07	003247365	43438	34,100	51,660	(17,560)	-51.5%	COPR	HORWITH	JTLX30158
11/27/07	12/19/07	003247366	43439	40,760	51,600	(10,840)	-26.6%	COPR	HORWITH	CITX300021
11/27/07	12/19/07	003247367	43440	68,460	51,700	16,760	24.5%	COPR	HORWITH	CITX300021
11/27/07	12/19/07	003247368	43441	69,420	48,020	21,400	30.8%	COPR	HORWITH	CITX300021
11/27/07	12/19/07	003247369	43442	28,640	49,240	(20,600)	-71.9%	COPR	HORWITH	CITX300168
11/27/07	12/19/07	003247370	43443	25,880	51,300	(25,420)	-98.2%	COPR	HORWITH	CITX300021
11/27/07	12/19/07	003247371	43444	66,480	51,060	15,420	23.2%	COPR	HORWITH	CITX300168
11/27/07	12/19/07	003247372	43445	76,420	52,040	24,380	31.9%	COPR	HORWITH	CITX300168
11/27/07	12/19/07	003247373	43446	28,320	48,200	(19,880)	-70.2%	COPR	HORWITH	CITX300168
11/27/07	12/19/07	003247374	43447	69,160	52,500	16,660	24.1%	COPR	HORWITH	CHUX323
11/27/07	12/19/07	003247375	43448	26,880	50,380	(23,500)	-87.4%	COPR	HORWITH	CHUX323
11/27/07	12/19/07	003247376	43449	67,720	49,780	17,940	26.5%	COPR	HORWITH	CHUX323
11/27/07	12/19/07	003247377	43450	39,560	50,300	(10,740)	-27.1%	COPR	HORWITH	CHUX323
11/27/07	12/19/07	003247378	43451	66,600	50,220	16,380	24.6%	COPR	HORWITH	CEFX35816
11/27/07	12/19/07	003247379	43452	33,320	50,780	(17,460)	-52.4%	COPR	HORWITH	CEFX35816
11/28/07	12/19/07	003247380	43453	36,440	50,360	(13,920)	-38.2%	COPR	HORWITH	CEFX33343
11/28/07	12/19/07	003247381	43454	67,620	50,300	17,320	25.6%	COPR	HORWITH	CEFX33343
11/28/07	12/19/07	003247382	43455	67,780	48,460	19,320	28.5%	COPR	HORWITH	CEFX33343
11/28/07	12/19/07	003247383	43456	63,600	51,840	11,760	18.5%	COPR	HORWITH	CHUX223
11/28/07	12/26/07	003247384	43457	47,260	50,620	(3,360)	-7.1%	COPR	HORWITH	CHUX318
11/28/07	12/19/07	003247385	43458	54,340	51,080	3,260	6.0%	COPR	HORWITH	CHUX223
11/28/07	12/19/07	003247386	43459	30,400	50,120	(19,720)	-64.9%	COPR	HORWITH	CEFX33343

Honeywell

HONEYWELL SA-7 USE HAZARDOUS WASTE TRACKING (2006)										
Date Shipped	Date of Return Manifest	State Manifest	Man. Doc #	Facilty Manifest Weight (lbs)	Estimated Weight (lbs)	Manifest - Estimate (lbs)	Manifest - Estimate (%)	Material	Transporter	RAILCAR #
11/28/07	12/19/07	003247387	43460	65,320	51,840	13,480	20.6%	COPR	HORWITH	CHUX223
11/28/07	12/19/07	003247388	43461	21,120	50,460	(29,340)	-138.9%	COPR	HORWITH	CHUX223
11/28/07	12/19/07	003247389	43462	48,860	51,180	(2,320)	-4.7%	COPR	HORWITH	CHUX255
11/28/07	12/19/07	003247390	43463	76,000	51,640	24,360	32.1%	COPR	HORWITH	CHUX255
11/28/07	12/19/07	003247391	43464	67,440	51,980	15,460	22.9%	COPR	HORWITH	CHUX255
11/28/07	12/19/07	003247392	43465	11,920	48,180	(36,260)	-304.2%	COPR	HORWITH	CHUX255
11/28/07	12/26/07	003247393	43466	74,980	50,100	24,880	33.2%	COPR	HORWITH	CITX300123
11/28/07	12/26/07	003247394	43467	66,360	51,260	15,100	22.8%	COPR	HORWITH	CITX300123
11/28/07	12/26/07	003247395	43468	27,600	50,220	(22,620)	-82.0%	COPR	HORWITH	CITX300123
11/28/07	12/26/07	003247396	43469	37,620	50,100	(12,480)	-33.2%	COPR	HORWITH	CITX300123
11/28/07	12/26/07	003247397	43470	28,560	50,760	(22,200)	-77.7%	COPR	HORWITH	CHUX192
11/28/07	12/26/07	003247398	43471	75,900	51,080	24,820	32.7%	COPR	HORWITH	CHUX192
11/28/07	12/26/07	003247399	43472	66,940	49,260	17,680	26.4%	COPR	HORWITH	CHUX192
11/28/07	12/26/07	003247400	43473	29,220	49,400	(20,180)	-69.1%	COPR	HORWITH	CHUX192
11/28/07	12/26/07	003247401	43474	75,020	49,620	25,400	33.9%	COPR	HORWITH	CHUX212
11/28/07	12/26/07	003247402	43475	75,660	49,400	26,260	34.7%	COPR	HORWITH	CHUX212
11/28/07	12/26/07	003247403	43476	23,280	50,460	(27,180)	-116.8%	COPR	HORWITH	CHUX212
11/28/07	12/26/07	003247404	43477	23,300	49,120	(25,820)	-110.8%	COPR	HORWITH	CHUX212
11/28/07	12/19/07	003247405	43478	35,320	49,120	(13,800)	-39.1%	COPR	HORWITH	CHUX261
11/28/07	12/26/07	003247406	43479	66,840	49,980	16,860	25.2%	COPR	HORWITH	CITX300122
11/28/07	12/26/07	003247407	43480	65,120	48,500	16,620	25.5%	COPR	HORWITH	CITX300122
11/28/07	12/26/07	003247408	43481	32,840	50,040	(17,200)	-52.4%	COPR	HORWITH	CITX300122
11/28/07	12/26/07	003247409	43482	32,860	49,260	(16,400)	-49.9%	COPR	HORWITH	CITX300122
11/28/07	12/26/07	003247410	43483	74,860	49,080	25,780	34.4%	COPR	HORWITH	CHUX318
11/28/07	12/26/07	003247411	43484	38,100	50,460	(12,360)	-32.4%	COPR	HORWITH	CHUX318
11/28/07	12/26/07	003247412	43485	38,120	51,980	(13,860)	-36.4%	COPR	HORWITH	CHUX318
11/28/07	12/19/07	003247413	43486	22,540	52,080	(29,540)	-131.1%	COPR	HORWITH	CHUX261
11/28/07	12/19/07	003247414	43487	76,220	50,920	25,300	33.2%	COPR	HORWITH	CHUX261
11/28/07	12/19/07	003247415	43488	68,180	49,740	18,440	27.0%	COPR	HORWITH	CHUX261
11/28/07	12/19/07	003247416	43489	75,400	50,960	24,440	32.4%	COPR	HORWITH	JTLX192
11/28/07	12/26/07	003247417	43490	66,080	51,680	14,400	21.8%	COPR	HORWITH	CHUX237
11/28/07	12/26/07	003247418	43491	66,800	50,900	15,900	23.8%	COPR	HORWITH	CHUX237
11/28/07	12/26/07	003247419	43492	65,560	51,620	13,940	21.3%	COPR	HORWITH	CHUX237
11/28/07	12/26/07	003247420	43493	8,700	48,500	(39,800)	-457.5%	COPR	HORWITH	CHUX237
11/28/07	12/19/07	003247421	43494	24,380	51,680	(27,300)	-112.0%	COPR	HORWITH	CHUX122
11/28/07	12/26/07	003247422	43495	67,000	51,380	15,620	23.3%	COPR	HORWITH	JTLX186
11/28/07	12/26/07	003247423	43496	66,300	50,320	15,980	24.1%	COPR	HORWITH	JTLX186
11/28/07	12/26/07	003247424	43497	32,900	50,700	(17,800)	-54.1%	COPR	HORWITH	JTLX186
11/28/07	12/26/07	003247425	43498	32,920	50,660	(17,740)	-53.9%	COPR	HORWITH	JTLX186
11/28/07	12/19/07	003247426	43499	67,440	50,180	17,260	25.6%	COPR	HORWITH	CHUX122
11/28/07	12/19/07	003247427	43500	75,800	51,140	24,660	32.5%	COPR	HORWITH	CHUX122
11/28/07	12/19/07	003247428	43501	32,300	48,900	(16,600)	-51.4%	COPR	HORWITH	CHUX122
11/28/07	12/19/07	003247429	43502	24,240	50,920	(26,680)	-110.1%	COPR	HORWITH	CHUX128
11/28/07	12/19/07	003247430	43503	68,420	50,760	17,660	25.8%	COPR	HORWITH	CHUX128
11/28/07	12/19/07	003247431	43504	26,100	50,680	(24,580)	-94.2%	COPR	HORWITH	CITX300106
11/28/07	12/19/07	003247432	43505	67,660	50,580	17,080	25.2%	COPR	HORWITH	CHUX128
11/28/07	12/19/07	003247433	43506	43,320	51,520	(8,200)	-18.9%	COPR	HORWITH	CHUX128
11/28/07	12/19/07	003247434	43507	75,440	50,920	24,520	32.5%	COPR	HORWITH	CITX300106
11/28/07	12/19/07	003247435	43508	75,860	49,900	25,960	34.2%	COPR	HORWITH	CITX300106
11/28/07	12/19/07	003247436	43509	26,320	49,960	(23,640)	-89.8%	COPR	HORWITH	CITX300106
11/28/07	12/19/07	003247437	43510	28,900	50,040	(21,140)	-73.1%	COPR	HORWITH	CITX300163
11/28/07	12/19/07	003247438	43511	66,660	51,620	15,040	22.6%	COPR	HORWITH	CITX300163
11/28/07	12/19/07	003247439	43512	65,380	50,440	14,940	22.9%	COPR	HORWITH	CITX300163
11/28/07	12/19/07	003247440	43513	76,320	51,720	24,600	32.2%	COPR	HORWITH	JTLX192
11/28/07	12/19/07	003247441	43514	27,900	50,280	(22,380)	-80.2%	COPR	HORWITH	DJLX98531
11/28/07	12/19/07	003247442	43515	40,840	51,600	(10,760)	-26.3%	COPR	HORWITH	CITX300163
11/28/07	12/19/07	003247443	43516	26,300	50,100	(23,800)	-90.5%	COPR	HORWITH	JTLX192
11/28/07	12/19/07	003247444	43517	26,300	50,520	(24,220)	-92.1%	COPR	HORWITH	JTLX192
11/28/07	12/26/07	003247445	43518	38,520	51,720	(13,200)	-34.3%	COPR	HORWITH	CHUX110
11/28/07	12/26/07	003247446	43519	66,820	49,060	17,760	26.6%	COPR	HORWITH	CHUX110
11/28/07	12/26/07	003247447	43520	64,820	50,560	14,260	22.0%	COPR	HORWITH	CHUX110
11/28/07	12/26/07	003247448	43521	30,960	51,680	(20,720)	-66.9%	COPR	HORWITH	CHUX110
11/28/07	12/19/07	003247449	43522	67,320	52,220	15,100	22.4%	COPR	HORWITH	DJLX98531
11/28/07	12/19/07	003247450	43523	63,560	51,020	12,540	19.7%	COPR	HORWITH	DJLX98531
11/29/07	12/26/07	003247451	43524	37,180	50,420	(13,240)	-35.6%	COPR	HORWITH	CHUX292
11/29/07	12/26/07	003247452	43525	64,920	49,060	15,860	24.4%	COPR	HORWITH	CHUX292
11/29/07	12/26/07	003247453	43526	66,080	48,320	17,760	26.9%	COPR	HORWITH	CHUX292
11/29/07	12/26/07	003247454	43527	27,180	49,420	(22,240)	-81.8%	COPR	HORWITH	CHUX292
11/29/07	12/26/07	003247455	43528	67,880	49,460	18,420	27.1%	COPR	HORWITH	CEFX33411
11/29/07	12/26/07	003247456	43529	67,380	51,800	15,580	23.1%	COPR	HORWITH	CEFX33411
11/29/07	12/26/07	003247457	43530	32,580	50,800	(18,220)	-55.9%	COPR	HORWITH	CEFX33411
11/29/07	12/26/07	003247458	43531	32,600	52,020	(19,420)	-59.6%	COPR	HORWITH	CEFX33411
11/29/07	12/26/07	003247459	43532	63,780	50,740	13,040	20.4%	COPR	HORWITH	CITX300111
11/29/07	12/26/07	003247460	43533	66,420	50,460	15,960	24.0%	COPR	HORWITH	CITX300111

Honeywell

HONEYWELL SA-7 USE HAZARDOUS WASTE TRACKING (2006)										
Date Shipped	Date of Return Manifest	State Manifest	Man. Doc #	Facilty Manifest Weight (lbs)	Estimated Weight (lbs)	Manifest - Estimate (lbs)	Manifest - Estimate (%)	Material	Transporter	RAILCAR #
11/29/07	12/26/07	003247461	43534	32,840	51,480	(18,640)	-56.8%	COPR	HORWITH	CITX300111
11/29/07	12/26/07	003247462	43535	32,840	50,460	(17,620)	-53.7%	COPR	HORWITH	CITX300111
11/29/07	12/26/07	003247463	43536	63,760	50,500	13,260	20.8%	COPR	HORWITH	CHUX320
11/29/07	12/26/07	003247464	43537	74,200	50,740	23,460	31.6%	COPR	HORWITH	CHUX320
11/29/07	12/26/07	003247465	43538	32,460	51,060	(18,600)	-57.3%	COPR	HORWITH	CHUX320
11/29/07	12/26/07	003247466	43539	32,460	51,380	(18,920)	-58.3%	COPR	HORWITH	CHUX320
11/29/07	12/26/07	003247467	43540	74,900	50,360	24,540	32.8%	COPR	HORWITH	CHUX160
11/29/07	12/26/07	003247468	43541	67,500	48,860	18,640	27.6%	COPR	HORWITH	CHUX160
11/29/07	12/26/07	003247469	43542	28,300	49,880	(21,580)	-76.3%	COPR	HORWITH	CHUX160
11/29/07	12/26/07	003247470	43543	28,320	49,900	(21,580)	-76.2%	COPR	HORWITH	CHUX160
11/29/07	12/26/07	003247471	43544	10,780	51,780	(41,000)	-380.3%	COPR	HORWITH	JTLX30173
11/29/07	12/26/07	003247472	43545	67,240	50,360	16,880	25.1%	COPR	HORWITH	JTLX30173
11/29/07	12/26/07	003247473	43546	64,440	50,340	14,100	21.9%	COPR	HORWITH	JTLX30173
11/29/07	12/26/07	003247474	43547	64,540	50,540	14,000	21.7%	COPR	HORWITH	JTLX30173
11/29/07	12/26/07	003247475	43548	66,960	50,880	16,080	24.0%	COPR	HORWITH	CITX300157
11/29/07	12/26/07	003247476	43549	74,740	49,260	25,480	34.1%	COPR	HORWITH	CITX300157
11/29/07	12/26/07	003247477	43550	21,620	50,700	(29,080)	-134.5%	COPR	HORWITH	CITX300157
11/29/07	12/26/07	003247478	43551	30,180	51,380	(21,200)	-70.2%	COPR	HORWITH	CITX300157
11/29/07	12/26/07	003247479	43552	68,200	51,240	16,960	24.9%	COPR	HORWITH	CITX300109
11/29/07	12/26/07	003247480	43553	66,920	50,580	16,340	24.4%	COPR	HORWITH	CITX300109
11/29/07	12/26/07	003247481	43554	33,200	49,180	(15,980)	-48.1%	COPR	HORWITH	CITX300109
11/29/07	12/26/07	003247482	43555	33,180	50,260	(17,080)	-51.5%	COPR	HORWITH	CITX300109
11/29/07	12/26/07	003247483	43556	37,540	50,100	(12,560)	-33.5%	COPR	HORWITH	CITX300128
11/29/07	12/26/07	003247484	43557	66,220	51,220	15,000	22.7%	COPR	HORWITH	CITX300128
11/29/07	12/26/07	003247485	43558	75,240	52,000	23,240	30.9%	COPR	HORWITH	CITX300128
11/29/07	12/26/07	003247486	43559	28,980	52,440	(23,460)	-81.0%	COPR	HORWITH	CITX300128
11/29/07	12/26/07	003247487	43560	66,120	51,280	14,840	22.4%	COPR	HORWITH	CHUX106
11/29/07	12/26/07	003247488	43561	67,280	50,680	16,600	24.7%	COPR	HORWITH	CHUX106
11/29/07	12/26/07	003247489	43562	33,460	49,740	(16,280)	-48.7%	COPR	HORWITH	CHUX106
11/29/07	12/26/07	003247490	43563	33,460	51,760	(18,300)	-54.7%	COPR	HORWITH	CHUX106
11/29/07	12/19/07	003247491	43564	67,120	52,260	14,860	22.1%	COPR	HORWITH	CITX300103
11/29/07	12/19/07	003247492	43565	74,520	50,540	23,980	32.2%	COPR	HORWITH	CITX300103
11/29/07	12/19/07	003247493	43566	33,100	50,720	(17,620)	-53.2%	COPR	HORWITH	CITX300103
11/29/07	12/19/07	003247494	43567	33,080	51,240	(18,160)	-54.9%	COPR	HORWITH	CITX300103
11/29/07	12/19/07	003247495	43568	65,000	52,220	12,780	19.7%	COPR	HORWITH	CHUX115
11/29/07	12/19/07	003247496	43569	67,360	50,060	17,300	25.7%	COPR	HORWITH	CHUX115
11/29/07	12/19/07	003247497	43570	33,480	50,640	(17,160)	-51.3%	COPR	HORWITH	CHUX115
11/29/07	12/19/07	003247498	43571	33,480	52,160	(18,680)	-55.8%	COPR	HORWITH	CHUX115
11/29/07	12/26/07	003247499	43572	76,100	51,600	24,500	32.2%	COPR	HORWITH	NDYX320344
11/29/07	12/26/07	003247500	43573	76,720	50,660	26,060	34.0%	COPR	HORWITH	NDYX320344
11/29/07	12/26/07	003247501	43574	27,360	51,320	(23,960)	-87.6%	COPR	HORWITH	NDYX320344
11/29/07	12/26/07	003247502	43575	27,380	52,360	(24,980)	-91.2%	COPR	HORWITH	NDYX320344
11/29/07	12/26/07	003247503	43576	66,580	50,460	16,120	24.2%	COPR	HORWITH	JTLX30114
11/29/07	12/26/07	003247504	43577	66,260	49,900	16,360	24.7%	COPR	HORWITH	JTLX30114
11/29/07	12/26/07	003247505	43578	33,640	51,520	(17,880)	-53.2%	COPR	HORWITH	JTLX30114
11/29/07	12/26/07	003247506	43579	33,640	51,500	(17,860)	-53.1%	COPR	HORWITH	JTLX30114
11/29/07	12/26/07	003247507	43580	29,000	52,260	(23,260)	-80.2%	COPR	HORWITH	MHFX5707
11/29/07	12/26/07	003247508	43581	66,820	50,900	15,920	23.8%	COPR	HORWITH	MHFX5707
11/29/07	12/26/07	003247509	43582	63,620	49,740	13,880	21.8%	COPR	HORWITH	MHFX5707
11/29/07	12/26/07	003247510	43583	42,540	49,600	(7,060)	-16.6%	COPR	HORWITH	MHFX5707
11/29/07	12/26/07	003247511	43584	35,420	49,820	(14,400)	-40.7%	COPR	HORWITH	MHFX5650
11/29/07	12/26/07	003247512	43585	58,920	51,260	7,660	13.0%	COPR	HORWITH	MHFX5650
11/29/07	12/26/07	003247513	43586	66,000	50,860	15,140	22.9%	COPR	HORWITH	MHFX5650
11/29/07	12/26/07	003247514	43587	38,460	50,500	(12,040)	-31.3%	COPR	HORWITH	MHFX5650
11/29/07	12/26/07	003247515	43588	58,280	50,040	8,240	14.1%	COPR	HORWITH	MHFX5643
11/29/07	12/26/07	003247516	43589	66,580	51,080	15,500	23.3%	COPR	HORWITH	MHFX5643
11/29/07	12/26/07	003247517	43590	65,680	48,240	17,440	26.6%	COPR	HORWITH	MHFX5643
11/29/07	12/26/07	003247518	43591	11,280	51,940	(40,660)	-360.5%	COPR	HORWITH	MHFX5643
11/29/07	01/07/08	003247519	43592	9,120	49,980	(40,860)	-448.0%	COPR	HORWITH	JTLX30143
11/29/07	01/07/08	003247520	43593	76,700	49,840	26,860	35.0%	COPR	HORWITH	JTLX30143
11/29/07	01/07/08	003247521	43594	68,220	49,580	18,640	27.3%	COPR	HORWITH	JTLX30143
11/29/07	01/07/08	003247522	43595	46,740	50,080	(3,340)	-7.1%	COPR	HORWITH	JTLX30143
11/30/07	12/26/07	003247523	43596	76,060	50,700	25,360	33.3%	COPR	HORWITH	JTLX30167
11/30/07	12/26/07	003247524	43597	77,300	50,960	26,340	34.1%	COPR	HORWITH	JTLX30167
11/30/07	12/26/07	003247525	43598	26,560	49,860	(23,300)	-87.7%	COPR	HORWITH	JTLX30167
11/30/07	12/26/07	003247526	43599	26,580	51,640	(25,060)	-94.3%	COPR	HORWITH	JTLX30167
11/30/07	12/26/07	003247527	43600	56,240	51,960	4,280	7.6%	COPR	HORWITH	JTLX277
11/30/07	12/26/07	003247528	43601	77,080	49,760	27,320	35.4%	COPR	HORWITH	JTLX277
11/30/07	12/26/07	003247529	43602	34,040	50,520	(16,480)	-48.4%	COPR	HORWITH	JTLX277
11/30/07	12/26/07	003247530	43603	34,040	51,240	(17,200)	-50.5%	COPR	HORWITH	JTLX277
11/30/07	12/26/07	003247531	43604	39,100	52,000	(12,900)	-33.0%	COPR	HORWITH	NRLX526087
11/30/07	12/26/07	003247532	43605	76,560	51,440	25,120	32.8%	COPR	HORWITH	NRLX526087
11/30/07	12/26/07	003247533	43606	37,580	51,520	(13,940)	-37.1%	COPR	HORWITH	CITX300148
11/30/07	12/26/07	003247534	43607	68,400	50,140	18,260	26.7%	COPR	HORWITH	NRLX526087

HONEYWELL SA-7 USE HAZARDOUS WASTE TRACKING (2006)										
Date Shipped	Date of Return Manifest	State Manifest	Man. Doc #	Facilty Manifest Weight (lbs)	Estimated Weight (lbs)	Manifest - Estimate (lbs)	Manifest - Estimate (%)	Material	Transporter	RAILCAR #
11/30/07	12/26/07	003247535	43608	22,120	50,820	(28,700)	-129.7%	COPR	HORWITH	NRLX526087
11/30/07	12/26/07	003247536	43609	33,440	50,800	(17,360)	-51.9%	COPR	HORWITH	CITX300148
11/30/07	12/26/07	003247537	43610	67,060	51,120	15,940	23.8%	COPR	HORWITH	CITX300148
11/30/07	12/26/07	003247538	43611	65,840	52,080	13,760	20.9%	COPR	HORWITH	CITX300148
11/30/07	12/26/07	003247539	43612	37,900	51,800	(13,900)	-36.7%	COPR	HORWITH	CITX300118
11/30/07	12/26/07	003247540	43613	67,420	50,800	16,620	24.7%	COPR	HORWITH	CITX300118
11/30/07	12/26/07	003247541	43614	68,200	51,480	16,720	24.5%	COPR	HORWITH	CITX300118
11/30/07	12/26/07	003247542	43615	34,820	51,280	(16,460)	-47.3%	COPR	HORWITH	CITX300118
11/30/07	12/26/07	003247543	43616	68,380	50,020	18,360	26.8%	COPR	HORWITH	JTLX30116
11/30/07	12/26/07	003247544	43617	66,660	50,860	15,800	23.7%	COPR	HORWITH	JTLX30116
11/30/07	12/26/07	003247545	43618	33,000	48,700	(15,700)	-47.6%	COPR	HORWITH	JTLX30116
11/30/07	12/26/07	003247546	43619	32,980	49,400	(16,420)	-49.8%	COPR	HORWITH	JTLX30116
11/30/07	12/26/07	003247547	43620	60,780	48,320	12,460	20.5%	COPR	HORWITH	JTLX275
11/30/07	12/26/07	003247548	43621	62,640	48,020	14,620	23.3%	COPR	HORWITH	JTLX275
11/30/07	12/26/07	003247549	43622	74,720	51,620	23,100	30.9%	COPR	HORWITH	HLMX1202
11/30/07	12/26/07	003247550	43623	31,120	49,100	(17,980)	-57.8%	COPR	HORWITH	JTLX275
11/30/07	12/26/07	003247551	43624	31,140	48,960	(17,820)	-57.2%	COPR	HORWITH	JTLX275
11/30/07	12/26/07	003247552	43625	54,160	48,060	6,100	11.3%	COPR	HORWITH	HLMX1202
11/30/07	12/26/07	003247553	43626	62,780	49,920	12,860	20.5%	COPR	HORWITH	HLMX1202
11/30/07	12/26/07	003247554	43627	6,020	48,420	(42,400)	-704.3%	COPR	HORWITH	HLMX1202
11/30/07	01/07/08	003247555	43628	76,280	51,580	24,700	32.4%	COPR	HORWITH	CHUX217
11/30/07	01/07/08	003247556	43629	76,460	49,920	26,540	34.7%	COPR	HORWITH	CHUX217
11/30/07	01/07/08	003247557	43630	26,000	52,100	(26,100)	-100.4%	COPR	HORWITH	CHUX217
11/30/07	01/07/08	003247558	43631	26,000	51,180	(25,180)	-96.8%	COPR	HORWITH	CHUX217
11/30/07	12/26/07	003247559	43632	68,220	50,480	17,740	26.0%	COPR	HORWITH	CHUX221
11/30/07	12/26/07	003247560	43633	76,360	49,120	27,240	35.7%	COPR	HORWITH	CHUX221
11/30/07	12/26/07	003247561	43634	29,020	50,840	(21,820)	-75.2%	COPR	HORWITH	CHUX221
11/30/07	12/26/07	003247562	43635	29,020	49,680	(20,660)	-71.2%	COPR	HORWITH	CHUX221
11/30/07	01/07/08	003247563	43636	30,080	49,180	(19,100)	-63.5%	COPR	HORWITH	CHUX147
11/30/07	01/07/08	003247564	43637	68,280	51,740	16,540	24.2%	COPR	HORWITH	CHUX147
11/30/07	01/07/08	003247565	43638	67,340	51,680	15,660	23.3%	COPR	HORWITH	CHUX147
11/30/07	01/07/08	003247566	43639	37,600	51,900	(14,300)	-38.0%	COPR	HORWITH	CHUX147
11/30/07	01/07/08	003247567	43640	39,760	51,840	(12,080)	-30.4%	COPR	HORWITH	NDYX320452
11/30/07	01/07/08	003247568	43641	67,600	51,460	16,140	23.9%	COPR	HORWITH	NDYX320452
11/30/07	01/07/08	003247569	43642	68,500	51,080	17,420	25.4%	COPR	HORWITH	NDYX320452
11/30/07	01/07/08	003247570	43643	37,440	50,920	(13,480)	-36.0%	COPR	HORWITH	NDYX320452
11/30/07	01/07/08	003247571	43644	30,620	50,660	(20,040)	-65.4%	COPR	HORWITH	CHUX112
11/30/07	01/07/08	003247572	43645	76,980	51,300	25,680	33.4%	COPR	HORWITH	CHUX112
11/30/07	01/07/08	003247573	43646	76,180	51,740	24,440	32.1%	COPR	HORWITH	CHUX112
11/30/07	01/07/08	003247574	43647	18,360	50,880	(32,520)	-177.1%	COPR	HORWITH	CHUX112
11/30/07	01/14/08	003247575	43648	75,160	50,060	25,100	33.4%	COPR	HORWITH	CHUX230
11/30/07	01/14/08	003247576	43649	67,860	50,000	17,860	26.3%	COPR	HORWITH	CHUX230
11/30/07	01/14/08	003247577	43650	30,280	50,480	(20,200)	-66.7%	COPR	HORWITH	CHUX230
11/30/07	01/14/08	003247578	43651	30,280	51,560	(21,280)	-70.3%	COPR	HORWITH	CHUX230
11/30/07	12/26/07	003247579	43652	39,340	51,900	(12,560)	-31.9%	COPR	HORWITH	NDYX320318
11/30/07	12/26/07	003247580	43653	68,840	48,820	20,020	29.1%	COPR	HORWITH	NDYX320318
11/30/07	12/26/07	003247581	43654	76,520	50,000	26,520	34.7%	COPR	HORWITH	NDYX320318
11/30/07	12/26/07	003247582	43655	26,300	52,100	(25,800)	-98.1%	COPR	HORWITH	NDYX320318
11/30/07	01/07/08	003247583	43656	60,760	50,220	10,540	17.3%	COPR	HORWITH	CITX300041
11/30/07	01/07/08	003247584	43657	76,240	51,400	24,840	32.6%	COPR	HORWITH	CITX300041
11/30/07	01/07/08	003247585	43658	33,420	50,800	(17,380)	-52.0%	COPR	HORWITH	CITX300041
11/30/07	12/26/07	003247586	43659	23,860	49,820	(25,960)	-108.8%	COPR	HORWITH	CHUX224
11/30/07	01/07/08	003247587	43660	33,420	52,540	(19,120)	-57.2%	COPR	HORWITH	CITX300041
11/30/07	12/26/07	003247588	43661	68,580	50,520	18,060	26.3%	COPR	HORWITH	CHUX224
11/30/07	12/26/07	003247589	43662	67,440	52,200	15,240	22.6%	COPR	HORWITH	CHUX224
11/30/07	12/26/07	003247590	43663	37,780	48,140	(10,360)	-27.4%	COPR	HORWITH	CHUX224
11/30/07	01/07/08	003247591	43664	51,080	52,180	(1,100)	-2.2%	COPR	HORWITH	CITX300154
11/30/07	01/07/08	003247592	43665	76,820	51,700	25,120	32.7%	COPR	HORWITH	CITX300154
11/30/07	01/07/08	003247593	43666	66,640	52,140	14,500	21.8%	COPR	HORWITH	CITX300154
11/30/07	01/07/08	003247594	43667	11,460	49,100	(37,640)	-328.4%	COPR	HORWITH	CITX300154

06/08/97	SITE TONS (Month)	NOV SUB-TOTAL:	70,548,820	71,178,520	(629,700)	-0.89%
03/30/39	TONS (Site)	CUMULATIVE TOTAL:	678,990,000	686,106,140	(686,038,300)	-101.04%
07/02/29	TONS (Facility)	CUMULATIVE TOTAL:	678,990,000	686,106,140	7,116,140	1.05%

12/03/07	01/07/08	000857842	43668	48,760	49,920	(1,160)	-2.4%	COPR	HORWITH	CHUX244
12/03/07	01/07/08	000857843	43669	67,340	48,000	19,340	28.7%	COPR	HORWITH	CHUX244
12/03/07	01/07/08	000857844	43670	67,100	49,200	17,900	26.7%	COPR	HORWITH	CHUX244
12/03/07	01/07/08	000857845	43671	10,680	50,220	(39,540)	-370.2%	COPR	HORWITH	CHUX244
12/03/07	01/07/08	000857846	43672	46,960	51,160	(4,200)	-8.9%	COPR	HORWITH	CHUX265
12/03/07	01/07/08	000857847	43673	66,200	50,200	16,000	24.2%	COPR	HORWITH	CHUX265
12/03/07	01/07/08	000857848	43674	66,640	49,620	17,020	25.5%	COPR	HORWITH	CHUX265
12/03/07	01/07/08	003247595	43675	18,960	51,160	(32,200)	-169.8%	COPR	HORWITH	CHUX265
12/03/07	01/07/08	003247596	43676	76,740	49,360	27,380	35.7%	COPR	HORWITH	CHUX321

Honeywell

HONEYWELL SA-7 USE HAZARDOUS WASTE TRACKING (2006)										
Date Shipped	Date of Return Manifest	State Manifest	Man. Doc #	Facilty Manifest Weight (lbs)	Estimated Weight (lbs)	Manifest - Estimate (lbs)	Manifest - Estimate (%)	Material	Transporter	RAILCAR #
12/03/07	01/07/08	003247597	43677	76,600	50,100	26,500	34.6%	COPR	HORWITH	CHUX321
12/03/07	01/07/08	003247598	43678	23,540	50,800	(27,260)	-115.8%	COPR	HORWITH	CHUX321
12/03/07	01/07/08	003247599	43679	23,560	50,780	(27,220)	-115.5%	COPR	HORWITH	CHUX321
12/03/07	12/26/07	003247600	43680	54,800	51,560	3,240	5.9%	COPR	HORWITH	CHUX249
12/03/07	12/26/07	003247601	43681	68,800	50,860	17,940	26.1%	COPR	HORWITH	CHUX249
12/03/07	12/26/07	003247602	43682	37,860	51,780	(13,920)	-36.8%	COPR	HORWITH	CHUX249
12/03/07	12/26/07	003247603	43683	76,820	42,700	34,120	44.4%	COPR	HORWITH	JTLX30103
12/03/07	12/26/07	003247604	43684	76,820	50,520	26,300	34.2%	COPR	HORWITH	DJLX98542
12/03/07	12/26/07	003247605	43685	37,880	49,400	(11,520)	-30.4%	COPR	HORWITH	CHUX249
12/03/07	12/26/07	003247606	43686	44,420	48,680	(4,260)	-9.6%	COPR	HORWITH	DJLX98542
12/03/07	12/26/07	003247607	43687	67,820	48,560	19,260	28.4%	COPR	HORWITH	DJLX98542
12/03/07	12/26/07	003247608	43688	10,720	50,100	(39,380)	-367.4%	COPR	HORWITH	DJLX98542
12/03/07	12/26/07	003247609	43689	10,240	48,280	(38,040)	-371.5%	COPR	HORWITH	JTLX30103
12/03/07	12/26/07	003247610	43690	75,740	48,240	27,500	36.3%	COPR	HORWITH	JTLX30103
12/03/07	12/26/07	003247611	43691	23,920	48,260	(24,340)	-101.8%	COPR	HORWITH	JTLX30103
12/03/07	12/26/07	003247612	43692	67,540	51,180	16,360	24.2%	COPR	HORWITH	JTLX30159
12/03/07	12/26/07	003247613	43693	37,880	50,340	(12,460)	-32.9%	COPR	HORWITH	JTLX30159
12/03/07	12/26/07	003247614	43694	76,260	50,660	25,600	33.6%	COPR	HORWITH	JTLX30159
12/03/07	12/26/07	003247615	43695	21,320	50,500	(29,180)	-136.9%	COPR	HORWITH	JTLX30159
12/03/07	12/26/07	003247616	43696	13,680	51,600	(37,920)	-277.2%	COPR	HORWITH	NRLX585671
12/03/07	12/26/07	003247617	43697	77,020	48,040	28,980	37.6%	COPR	HORWITH	NRLX585671
12/03/07	12/26/07	003247618	43698	75,700	48,680	27,020	35.7%	COPR	HORWITH	NRLX585671
12/03/07	12/26/07	003247619	43699	29,780	51,280	(21,500)	-72.2%	COPR	HORWITH	NRLX585671
12/03/07	01/07/08	003247620	43700	76,600	51,520	25,080	32.7%	COPR	HORWITH	NDYX320337
12/03/07	01/07/08	003247621	43701	76,300	48,480	27,820	36.5%	COPR	HORWITH	NDYX320337
12/03/07	01/07/08	003247622	43702	19,760	50,780	(31,020)	-157.0%	COPR	HORWITH	NDYX320337
12/03/07	01/07/08	003247623	43703	19,760	50,580	(30,820)	-156.0%	COPR	HORWITH	NDYX320337
12/03/07	01/07/08	003247624	43704	50,300	52,200	(1,900)	-3.8%	COPR	HORWITH	CEFX35240
12/03/07	01/07/08	003247625	43705	67,420	50,280	17,140	25.4%	COPR	HORWITH	CEFX35240
12/03/07	01/07/08	003247626	43706	66,800	52,200	14,600	21.9%	COPR	HORWITH	CEFX35240
12/03/07	01/07/08	003247627	43707	20,120	50,160	(30,040)	-149.3%	COPR	HORWITH	CEFX35240
12/03/07	01/07/08	003247628	43708	56,040	50,640	5,400	9.6%	COPR	HORWITH	CITX300152
12/03/07	01/07/08	003247629	43709	67,600	51,800	15,800	23.4%	COPR	HORWITH	CITX300152
12/03/07	01/07/08	003247630	43710	50,380	50,080	300	0.6%	COPR	HORWITH	JTLX257
12/03/07	01/07/08	003247631	43711	66,460	50,860	15,600	23.5%	COPR	HORWITH	JTLX257
12/03/07	01/07/08	003247632	43712	66,300	49,620	16,680	25.2%	COPR	HORWITH	JTLX257
12/03/07	01/07/08	003247633	43713	16,780	51,840	(35,060)	-208.9%	COPR	HORWITH	JTLX257
12/03/07	01/07/08	003247634	43714	76,080	50,740	25,340	33.3%	COPR	HORWITH	JTLX30171
12/03/07	01/07/08	003247635	43715	67,760	51,440	16,320	24.1%	COPR	HORWITH	JTLX30171
12/03/07	01/07/08	003247636	43716	29,660	51,160	(21,500)	-72.5%	COPR	HORWITH	JTLX30171
12/03/07	01/07/08	003247637	43717	29,640	50,640	(21,000)	-70.9%	COPR	HORWITH	JTLX30171
12/03/07	01/07/08	003247638	43718	45,220	49,760	(4,540)	-10.0%	COPR	HORWITH	JTLX80
12/03/07	01/07/08	003247639	43719	76,840	50,140	26,700	34.7%	COPR	HORWITH	JTLX80
12/03/07	01/07/08	003247640	43720	37,840	50,180	(12,340)	-32.6%	COPR	HORWITH	JTLX80
12/03/07	01/07/08	003247641	43721	37,840	51,460	(13,620)	-36.0%	COPR	HORWITH	JTLX80
12/03/07	01/07/08	003247642	43722	37,120	50,680	(13,560)	-36.5%	COPR	HORWITH	CHUX180
12/03/07	01/07/08	003247643	43723	68,580	51,740	16,840	24.6%	COPR	HORWITH	CHUX180
12/03/07	01/07/08	003247644	43724	66,820	50,160	16,660	24.9%	COPR	HORWITH	CHUX180
12/03/07	01/07/08	003247645	43725	31,420	52,240	(20,820)	-66.3%	COPR	HORWITH	CHUX180
12/03/07	01/07/08	003247646	43726	50,080	50,280	(200)	-0.4%	COPR	HORWITH	CHUX219
12/03/07	01/07/08	003247647	43727	76,140	50,920	25,220	33.1%	COPR	HORWITH	CHUX219
12/03/07	01/07/08	003247648	43728	34,000	50,200	(16,200)	-47.6%	COPR	HORWITH	CHUX219
12/03/07	01/07/08	003247649	43729	34,000	48,240	(14,240)	-41.9%	COPR	HORWITH	CHUX219
12/04/07	01/07/08	003247650	43730	76,180	51,340	24,840	32.6%	COPR	HORWITH	NRLX585674
12/04/07	01/07/08	003247651	43731	76,280	51,140	25,140	33.0%	COPR	HORWITH	NRLX585674
12/04/07	01/07/08	003247652	43732	24,580	48,300	(23,720)	-96.5%	COPR	HORWITH	NRLX585674
12/04/07	01/07/08	003247653	43733	24,580	50,980	(26,400)	-107.4%	COPR	HORWITH	NRLX585674
12/04/07	01/07/08	003247654	43734	26,480	50,180	(23,700)	-89.5%	COPR	HORWITH	CEFX35831
12/04/07	01/07/08	003247655	43735	76,540	50,800	25,740	33.6%	COPR	HORWITH	CEFX35831
12/04/07	01/07/08	003247656	43736	30,380	51,120	(20,740)	-68.3%	COPR	HORWITH	CEFX35831
12/04/07	01/07/08	003247657	43737	68,200	50,180	18,020	26.4%	CPBH COPR	HORWITH	CEFX35831
12/04/07	01/03/08	003247658	43738	58,180	48,920	9,260	15.9%	CPBH COPR	HORWITH	JTLX30110
12/04/07	01/03/08	003247659	43739	7,340	48,340	(41,000)	-558.6%	CPBH COPR	HORWITH	JTLX30110
12/04/07	01/03/08	003247660	43740	77,660	50,680	26,980	34.7%	COPR	HORWITH	JTLX30110
12/04/07	01/07/08	003247661	43741	25,800	51,120	(25,320)	-98.1%	COPR	HORWITH	CEFX35850
12/04/07	01/03/08	003247662	43742	55,380	49,600	5,780	10.4%	CPBH COPR	HORWITH	JTLX30110
12/04/07	01/07/08	003247663	43743	77,140	49,800	27,340	35.4%	COPR	HORWITH	CEFX35850
12/04/07	01/07/08	003247664	43744	21,760	50,220	(28,460)	-130.8%	CPBH COPR	HORWITH	CEFX35850
12/04/07	01/07/08	003247665	43745	76,640	49,640	27,000	35.2%	COPR	HORWITH	CEFX35850
12/04/07	01/07/08	003247666	43746	18,640	50,060	(31,420)	-168.6%	CPBH COPR	HORWITH	CITX300151
12/04/07	01/07/08	003247667	43747	66,500	49,180	17,320	26.0%	CPBH COPR	HORWITH	CITX300151
12/04/07	01/07/08	003247668	43748	66,140	48,000	18,140	27.4%	CPBH COPR	HORWITH	CITX300151
12/04/07	01/07/08	003247669	43749	44,180	50,660	(6,480)	-14.7%	CPBH COPR	HORWITH	CITX300151
12/04/07	01/14/08	003247670	43750	13,000	49,960	(36,960)	-284.3%	CPBH COPR	HORWITH	TILX3189

Honeywell

HONEYWELL SA-7 USE HAZARDOUS WASTE TRACKING (2006)										
Date Shipped	Date of Return Manifest	State Manifest	Man. Doc #	Facilty Manifest Weight (lbs)	Estimated Weight (lbs)	Manifest - Estimate (lbs)	Manifest - Estimate (%)	Material	Transporter	RAILCAR #
12/04/07	01/14/08	003247671	43751	67,120	48,820	18,300	27.3%	CPBH COPR	HORWITH	TILX3189
12/04/07	01/14/08	003247672	43752	68,860	50,680	18,180	26.4%	CPBH COPR	HORWITH	TILX3189
12/04/07	01/07/08	003247673	43753	14,760	48,000	(33,240)	-225.2%	CPBH COPR	HORWITH	JTLX130
12/04/07	01/14/08	003247674	43754	50,400	51,140	(740)	-1.5%	CPBH COPR	HORWITH	TILX3189
12/04/07	01/07/08	003247675	43755	77,220	48,100	29,120	37.7%	CPBH COPR	HORWITH	JTLX130
12/04/07	01/07/08	003247676	43756	26,840	50,440	(23,600)	-87.9%	COPR	HORWITH	JTLX130
12/04/07	01/07/08	003247677	43757	76,200	49,420	26,780	35.1%	CPBH COPR	HORWITH	JTLX130
12/04/07	01/07/08	003247678	43758	66,300	48,480	17,820	26.9%	COPR	HORWITH	NRLX585592
12/04/07	01/07/08	003247679	43759	65,900	51,160	14,740	22.4%	COPR	HORWITH	NRLX585592
12/04/07	01/07/08	003247680	43760	31,440	50,600	(19,160)	-60.9%	COPR	HORWITH	NRLX585592
12/04/07	01/07/08	003247681	43761	31,460	52,120	(20,660)	-65.7%	COPR	HORWITH	NRLX585592
12/04/07	01/11/08	003247682	43762	55,100	49,900	5,200	9.4%	COPR	HORWITH	CHUX248
12/04/07	01/11/08	003247683	43763	67,020	49,400	17,620	26.3%	CPBH COPR	HORWITH	CHUX248
12/04/07	01/11/08	003247684	43764	63,600	51,520	12,080	19.0%	COPR	HORWITH	CHUX248
12/04/07	01/11/08	003247685	43765	13,620	51,040	(37,420)	-274.7%	CPBH COPR	HORWITH	CHUX248
12/04/07	01/07/08	003247686	43766	49,740	49,560	180	0.4%	CPBH COPR	HORWITH	CHUX206
12/04/07	01/07/08	003247687	43767	67,420	50,280	17,140	25.4%	COPR	HORWITH	CHUX206
12/04/07	01/07/08	003247688	43768	16,800	52,380	(35,580)	-211.8%	COPR	HORWITH	CHUX206
12/04/07	01/07/08	003247689	43769	66,880	49,400	17,480	26.1%	CPBH COPR	HORWITH	CHUX206
12/04/07	01/07/08	003247690	43770	27,460	50,240	(22,780)	-83.0%	CPBH COPR	HORWITH	JTLX260
12/04/07	01/07/08	003247691	43771	76,000	51,000	25,000	32.9%	COPR	HORWITH	JTLX260
12/04/07	01/07/08	003247692	43772	77,060	49,080	27,980	36.3%	CPBH COPR	HORWITH	JTLX260
12/04/07	01/07/08	003247693	43773	18,400	50,180	(31,780)	-172.7%	COPR	HORWITH	JTLX260
12/04/07	01/07/08	003247694	43774	56,380	51,520	4,860	8.6%	COPR	HORWITH	CITX300153
12/04/07	01/07/08	003247695	43775	75,520	48,860	26,660	35.3%	CPBH COPR	HORWITH	CITX300153
12/04/07	01/07/08	003247696	43776	34,380	49,280	(14,900)	-43.3%	COPR	HORWITH	CITX300153
12/04/07	01/07/08	003247697	43777	34,400	51,260	(16,860)	-49.0%	CPBH COPR	HORWITH	CITX300153
12/04/07	01/07/08	003247698	43778	65,940	50,740	15,200	23.1%	CPBH COPR	HORWITH	CITX300152
12/04/07	01/07/08	003247699	43779	11,540	49,540	(38,000)	-329.3%	COPR	HORWITH	CITX300152
12/04/07	01/07/08	003247700	43780	69,000	50,520	18,480	26.8%	COPR	HORWITH	JTLX170
12/04/07	01/07/08	003247701	43781	65,080	48,000	17,080	26.2%	CPBH COPR	HORWITH	JTLX170
12/04/07	01/07/08	003247702	43782	33,980	50,740	(16,760)	-49.3%	COPR	HORWITH	JTLX170
12/04/07	01/07/08	003247703	43783	33,980	49,240	(15,260)	-44.9%	CPBH COPR	HORWITH	JTLX170
12/04/07	01/07/08	003247704	43784	67,500	49,840	17,660	26.2%	COPR	HORWITH	CHUX162
12/04/07	01/07/08	003247705	43785	68,640	50,980	17,660	25.7%	CPBH COPR	HORWITH	CHUX162
12/04/07	01/07/08	003247706	43786	33,240	49,760	(16,520)	-49.7%	COPR	HORWITH	CHUX162
12/04/07	01/07/08	003247707	43787	33,240	51,460	(18,220)	-54.8%	CPBH COPR	HORWITH	CHUX162
12/04/07	01/11/08	003247708	43788	51,240	50,340	900	1.8%	COPR	HORWITH	CITX300159
12/04/07	01/11/08	003247709	43789	65,580	48,980	16,600	25.3%	CPBH COPR	HORWITH	CITX300159
12/04/07	01/11/08	003247710	43790	53,580	51,460	2,120	4.0%	COPR	HORWITH	CITX300159
12/04/07	01/11/08	003247711	43791	31,200	52,120	(20,920)	-67.1%	COPR	HORWITH	CITX300159
12/05/07	01/11/08	003247712	43792	67,000	49,380	17,620	26.3%	COPR	HORWITH	CHUX235
12/05/07	01/11/08	003247713	43793	33,700	49,740	(16,040)	-47.6%	COPR	HORWITH	CHUX235
12/05/07	01/11/08	003247714	43794	67,060	48,700	18,360	27.4%	COPR	HORWITH	CHUX235
12/05/07	01/11/08	003247715	43795	33,720	49,980	(16,260)	-48.2%	COPR	HORWITH	CHUX235
12/05/07	01/14/08	003247716	43796	67,040	51,280	15,760	23.5%	COPR	HORWITH	CHUX314
12/05/07	01/14/08	003247717	43797	63,080	51,060	12,020	19.1%	COPR	HORWITH	CHUX314
12/05/07	01/14/08	003247718	43798	9,840	51,900	(42,060)	-427.4%	COPR	HORWITH	CHUX314
12/05/07	01/14/08	003247719	43799	64,220	51,280	12,940	20.1%	COPR	HORWITH	CHUX314
12/05/07	01/14/08	003247720	43800	12,180	52,080	(39,900)	-327.6%	COPR	HORWITH	CITX300020
12/05/07	01/14/08	003247721	43801	66,720	50,760	15,960	23.9%	COPR	HORWITH	CITX300020
12/05/07	01/14/08	003247722	43802	66,260	50,940	15,320	23.1%	COPR	HORWITH	CITX300020
12/05/07	01/14/08	003247723	43803	55,800	49,480	6,320	11.3%	COPR	HORWITH	CITX300020
12/05/07	01/14/08	003247724	43804	66,460	52,060	14,400	21.7%	COPR	HORWITH	CITX300158
12/05/07	01/14/08	003247725	43805	75,100	52,220	22,880	30.5%	COPR	HORWITH	CITX300158
12/05/07	01/14/08	003247726	43806	31,960	52,440	(20,480)	-64.1%	COPR	HORWITH	CITX300158
12/05/07	01/14/08	003247727	43807	31,940	51,060	(19,120)	-59.9%	COPR	HORWITH	CITX300158
12/05/07	01/14/08	003247728	43808	35,560	49,720	(14,160)	-39.8%	COPR	HORWITH	CHUX164
12/05/07	01/14/08	003247729	43809	59,940	48,240	11,700	19.5%	COPR	HORWITH	CHUX164
12/05/07	01/14/08	003247730	43810	64,400	49,400	15,000	23.3%	COPR	HORWITH	CHUX164
12/05/07	01/14/08	003247731	43811	33,540	48,440	(14,900)	-44.4%	COPR	HORWITH	CHUX164
12/05/07	01/14/08	003247732	43812	31,960	49,480	(17,520)	-54.8%	COPR	HORWITH	CHUX272
12/05/07	01/14/08	003247733	43813	66,100	49,480	16,620	25.1%	COPR	HORWITH	CHUX272
12/05/07	01/14/08	003247734	43814	65,460	48,340	17,120	26.2%	COPR	HORWITH	CHUX272
12/05/07	01/14/08	003247735	43815	31,540	51,400	(19,860)	-63.0%	COPR	HORWITH	CHUX272
12/05/07	01/14/08	003247736	43816	24,900	49,200	(24,300)	-97.6%	COPR	HORWITH	CHUX114
12/05/07	01/14/08	003247737	43817	67,220	50,480	16,740	24.9%	COPR	HORWITH	CHUX114
12/05/07	01/14/08	003247738	43818	76,100	51,880	24,220	31.8%	COPR	HORWITH	CHUX114
12/05/07	01/14/08	003247739	43819	34,640	51,140	(16,500)	-47.6%	COPR	HORWITH	CHUX114
12/05/07	01/14/08	003247740	43820	75,840	50,860	24,980	32.9%	COPR	HORWITH	CEFX35834
12/05/07	01/14/08	003247741	43821	25,260	51,040	(25,780)	-102.1%	COPR	HORWITH	CEFX35834
12/05/07	01/14/08	003247742	43822	75,760	51,060	24,700	32.6%	COPR	HORWITH	CEFX35834
12/05/07	01/14/08	003247743	43823	25,280	49,940	(24,660)	-97.5%	COPR	HORWITH	CEFX35834
12/05/07	01/07/08	003247744	43824	68,280	49,620	18,660	27.3%	COPR	HORWITH	CHUX239

Honeywell

HONEYWELL SA-7 USE HAZARDOUS WASTE TRACKING (2006)										
Date Shipped	Date of Return Manifest	State Manifest	Man. Doc #	Facilty Manifest Weight (lbs)	Estimated Weight (lbs)	Manifest - Estimate (lbs)	Manifest - Estimate (%)	Material	Transporter	RAILCAR #
12/05/07	01/07/08	003247745	43825	68,280	49,420	18,860	27.6%	COPR	HORWITH	CHUX239
12/05/07	01/07/08	003247746	43826	24,460	50,880	(26,420)	-108.0%	COPR	HORWITH	CHUX312
12/05/07	01/07/08	003247747	43827	76,580	51,780	24,800	32.4%	COPR	HORWITH	CHUX312
12/05/07	01/07/08	003247748	43828	68,240	51,660	16,580	24.3%	COPR	HORWITH	CHUX312
12/05/07	01/07/08	003247749	43829	30,500	52,140	(21,640)	-71.0%	COPR	HORWITH	CHUX312
12/05/07	01/14/08	003247750	43830	56,480	51,680	4,800	8.5%	COPR	HORWITH	CITX300165
12/05/07	01/14/08	003247751	43831	76,700	49,660	27,040	35.3%	COPR	HORWITH	CITX300165
12/05/07	01/14/08	003247752	43832	34,260	52,000	(17,740)	-51.8%	COPR	HORWITH	CITX300165
12/05/07	01/14/08	003247753	43833	34,260	51,840	(17,580)	-51.3%	COPR	HORWITH	CITX300165
12/05/07	01/08/08	003247754	43834	19,540	52,220	(32,680)	-167.2%	COPR	HORWITH	CITX300166
12/05/07	01/08/08	003247755	43835	66,180	49,480	16,700	25.2%	COPR	HORWITH	CITX300166
12/05/07	01/08/08	003247756	43836	66,280	50,180	16,100	24.3%	COPR	HORWITH	CITX300166
12/05/07	01/08/08	003247757	43837	46,400	50,000	(3,600)	-7.8%	COPR	HORWITH	CITX300166
12/05/07	01/14/08	003247758	43838	34,920	52,340	(17,420)	-49.9%	COPR	HORWITH	NRLX527552
12/05/07	01/14/08	003247759	43839	77,100	51,720	25,380	32.9%	COPR	HORWITH	NRLX527552
12/05/07	01/14/08	003247760	43840	75,960	50,400	25,560	33.6%	COPR	HORWITH	NRLX527552
12/05/07	01/14/08	003247761	43841	18,820	51,020	(32,200)	-171.1%	COPR	HORWITH	NRLX527552
12/05/07	01/07/08	003247762	43842	49,840	49,460	380	0.8%	COPR	HORWITH	CEFX35820
12/05/07	01/07/08	003247763	43843	68,360	50,340	18,020	26.4%	COPR	HORWITH	CEFX35820
12/05/07	01/07/08	003247764	43844	67,300	49,400	17,900	26.6%	COPR	HORWITH	CEFX35820
12/05/07	01/07/08	003247765	43845	11,320	51,120	(39,800)	-351.6%	COPR	HORWITH	CEFX35820
12/05/07	01/07/08	003247766	43846	55,320	51,160	4,160	7.5%	COPR	HORWITH	JTLX30134
12/05/07	01/07/08	003247767	43847	27,840	50,480	(22,640)	-81.3%	COPR	HORWITH	JTLX30134
12/05/07	01/07/08	003247768	43848	65,860	51,120	14,740	22.4%	COPR	HORWITH	JTLX30134
12/05/07	01/07/08	003247769	43849	66,560	52,000	14,560	21.9%	COPR	HORWITH	JTLX30134
12/05/07	01/07/08	003247770	43850	37,280	52,460	(15,180)	-40.7%	COPR	HORWITH	CEFX35823
12/05/07	01/07/08	003247771	43851	66,740	50,420	16,320	24.5%	COPR	HORWITH	CEFX35823
12/05/07	01/07/08	003247772	43852	66,920	50,900	16,020	23.9%	COPR	HORWITH	CEFX35823
12/05/07	01/07/08	003247773	43853	38,460	51,980	(13,520)	-35.2%	COPR	HORWITH	CEFX35823
12/06/07	01/07/08	003247774	43854	76,280	50,540	25,740	33.7%	COPR	HORWITH	MHFX5796
12/06/07	01/07/08	003247775	43855	76,260	51,120	25,140	33.0%	COPR	HORWITH	MHFX5796
12/06/07	01/07/08	003247776	43856	25,980	50,300	(24,320)	-93.6%	COPR	HORWITH	MHFX5796
12/06/07	01/07/08	003247777	43857	26,000	50,700	(24,700)	-95.0%	COPR	HORWITH	MHFX5796
12/06/07	01/07/08	003247778	43858	15,340	52,100	(36,760)	-239.6%	COPR	HORWITH	CEFX31022
12/06/07	01/07/08	003247779	43859	69,700	50,240	19,460	27.9%	COPR	HORWITH	CEFX31022
12/06/07	01/07/08	003247780	43860	45,580	51,560	(5,980)	-13.1%	COPR	HORWITH	CEFX31022
12/06/07	01/07/08	003247781	43861	67,980	51,180	16,800	24.7%	COPR	HORWITH	CEFX31022
12/06/07	01/07/08	003247782	43862	67,400	51,980	15,420	22.9%	COPR	HORWITH	CITX300121
12/06/07	01/07/08	003247783	43863	66,280	50,820	15,460	23.3%	COPR	HORWITH	CITX300121
12/06/07	01/07/08	003247784	43864	33,900	50,960	(17,060)	-50.3%	COPR	HORWITH	CITX300121
12/06/07	01/07/08	003247785	43865	33,880	52,100	(18,220)	-53.8%	COPR	HORWITH	CITX300121
12/06/07	01/11/08	003247786	43866	28,820	49,980	(21,160)	-73.4%	COPR	HORWITH	DJLX98519
12/06/07	01/07/08	003247830	43867	44,780	49,120	(4,340)	-9.7%	COPR	HORWITH	NRLX526008
12/06/07	01/11/08	003247788	43868	37,420	51,280	(13,860)	-37.0%	COPR	HORWITH	DJLX98519
12/06/07	01/11/08	003247789	43869	66,820	50,540	16,280	24.4%	COPR	HORWITH	DJLX98519
12/06/07	01/11/08	003247790	43870	66,580	51,280	15,300	23.0%	COPR	HORWITH	DJLX98519
12/06/07	01/07/08	003247791	43871	74,480	50,760	23,720	31.8%	COPR	HORWITH	CHUX168
12/06/07	01/07/08	003247792	43872	33,800	51,940	(18,140)	-53.7%	COPR	HORWITH	CHUX168
12/06/07	01/07/08	003247793	43873	68,220	50,240	17,980	26.4%	COPR	HORWITH	CHUX168
12/06/07	01/07/08	003247794	43874	33,820	49,960	(16,140)	-47.7%	COPR	HORWITH	CHUX168
12/06/07	01/07/08	003247795	43875	15,660	52,400	(36,740)	-234.6%	COPR	HORWITH	CHUX319
12/06/07	01/07/08	003247796	43876	67,240	50,900	16,340	24.3%	COPR	HORWITH	CHUX319
12/06/07	01/07/08	003247797	43877	52,340	50,240	2,100	4.0%	COPR	HORWITH	CHUX319
12/06/07	01/07/08	003247798	43878	67,120	50,400	16,720	24.9%	COPR	HORWITH	CHUX319
12/06/07	01/07/08	003247799	43879	74,540	48,000	26,540	35.6%	COPR	HORWITH	CEFX35835
12/06/07	01/07/08	003247800	43880	68,180	50,020	18,160	26.6%	COPR	HORWITH	CEFX35835
12/06/07	01/07/08	003247801	43881	26,220	49,760	(23,540)	-89.8%	COPR	HORWITH	CEFX35835
12/06/07	01/07/08	003247802	43882	26,220	50,960	(24,740)	-94.4%	COPR	HORWITH	CEFX35835
12/06/07	01/07/08	003247803	43883	22,060	50,020	(27,960)	-126.7%	COPR	HORWITH	CHUX251
12/06/07	01/07/08	003247804	43884	64,520	51,280	13,240	20.5%	COPR	HORWITH	CHUX251
12/06/07	01/07/08	003247805	43885	66,180	49,440	16,740	25.3%	COPR	HORWITH	CHUX251
12/06/07	01/07/08	003247806	43886	49,680	50,760	(1,080)	-2.2%	COPR	HORWITH	CHUX251
12/06/07	01/07/08	003247807	43887	3,860	48,560	(44,700)	-1158.0%	COPR	HORWITH	CHUX238
12/06/07	01/07/08	003247808	43888	65,220	48,380	16,840	25.8%	COPR	HORWITH	CHUX238
12/06/07	01/07/08	003247809	43889	73,820	51,140	22,680	30.7%	COPR	HORWITH	CHUX238
12/06/07	01/07/08	003247810	43890	50,260	47,500	2,760	5.5%	COPR	HORWITH	CHUX238
12/06/07	01/07/08	003247811	43891	5,940	51,860	(45,920)	-773.1%	COPR	HORWITH	CHUX263
12/06/07	01/07/08	003247812	43892	67,960	51,540	16,420	24.2%	COPR	HORWITH	CHUX263
12/06/07	01/07/08	003247813	43893	68,260	50,900	17,360	25.4%	COPR	HORWITH	CHUX263
12/06/07	01/07/08	003247814	43894	7,400	51,720	(44,320)	-598.9%	COPR	HORWITH	CEFX35246
12/06/07	01/07/08	003247815	43895	67,340	50,400	16,940	25.2%	COPR	HORWITH	CEFX35246
12/06/07	01/07/08	003247816	43896	60,380	51,620	8,760	14.5%	COPR	HORWITH	CHUX263
12/06/07	01/07/08	003247817	43897	60,040	50,760	9,280	15.5%	COPR	HORWITH	CEFX35246
12/06/07	01/07/08	003247818	43898	66,240	50,080	16,160	24.4%	COPR	HORWITH	CEFX35246

HONEYWELL SA-7 USE HAZARDOUS WASTE TRACKING (2006)										
Date Shipped	Date of Return Manifest	State Manifest	Man. Doc #	Facilty Manifest Weight (lbs)	Estimated Weight (lbs)	Manifest - Estimate (lbs)	Manifest - Estimate (%)	Material	Transporter	RAILCAR #
12/06/07	01/07/08	003247819	43899	74,500	50,860	23,640	31.7%	COPR	HORWITH	CHUX295
12/06/07	01/07/08	003247820	43900	68,240	50,320	17,920	26.3%	COPR	HORWITH	CHUX295
12/06/07	01/07/08	003247821	43901	29,920	50,540	(20,620)	-68.9%	COPR	HORWITH	CHUX295
12/06/07	01/07/08	003247822	43902	29,940	50,880	(20,940)	-69.9%	COPR	HORWITH	CHUX295
12/06/07	01/07/08	003247823	43903	30,060	49,100	(19,040)	-63.3%	COPR	HORWITH	CHUX239
12/06/07	01/07/08	003247824	43904	30,060	49,820	(19,760)	-65.7%	COPR	HORWITH	CHUX239
12/06/07	01/07/08	003247825	43905	38,340	49,040	(10,700)	-27.9%	COPR	HORWITH	JTLX152
12/06/07	01/07/08	003247826	43906	68,580	49,520	19,060	27.8%	COPR	HORWITH	JTLX152
12/06/07	01/07/08	003247827	43907	67,740	48,500	19,240	28.4%	COPR	HORWITH	JTLX152
12/06/07	01/07/08	003247828	43908	15,380	48,000	(32,620)	-212.1%	COPR	HORWITH	NRLX526008
12/06/07	01/07/08	003247787	43909	67,760	50,820	16,940	25.0%	COPR	HORWITH	NRLX526008
12/06/07	01/07/08	003247829	43910	68,040	49,320	18,720	27.5%	COPR	HORWITH	NRLX526008
12/06/07	01/07/08	003247831	43911	17,660	50,480	(32,820)	-185.8%	COPR	HORWITH	JTLX30104
12/06/07	01/07/08	003247832	43912	68,200	50,520	17,680	25.9%	COPR	HORWITH	JTLX30104
12/06/07	01/07/08	003247833	43913	67,580	52,040	15,540	23.0%	COPR	HORWITH	JTLX30104
12/06/07	01/07/08	003247834	43914	51,460	51,820	(360)	-0.7%	COPR	HORWITH	JTLX30104
12/07/07	01/07/08	003247835	43915	48,680	50,800	(2,120)	-4.4%	COPR	HORWITH	CITX300028
12/07/07	01/07/08	003247836	43916	65,580	49,680	15,900	24.2%	COPR	HORWITH	CITX300028
12/07/07	01/07/08	003247837	43917	67,340	48,620	18,720	27.8%	COPR	HORWITH	CITX300028
12/07/07	01/07/08	003247838	43918	19,180	48,660	(29,480)	-153.7%	COPR	HORWITH	CITX300028
12/07/07	01/07/08	003247839	43919	18,920	48,840	(29,920)	-158.1%	COPR	HORWITH	JTLX152
12/07/07	01/07/08	003247840	43920	54,280	48,660	5,620	10.4%	COPR	HORWITH	JTLX30113
12/07/07	01/07/08	003247841	43921	68,720	49,860	18,860	27.4%	COPR	HORWITH	JTLX30113
12/07/07	01/07/08	003247842	43922	34,360	48,440	(14,080)	-41.0%	COPR	HORWITH	JTLX30113
12/07/07	01/07/08	003247843	43923	34,340	49,660	(15,320)	-44.6%	COPR	HORWITH	JTLX30113
12/07/07	01/07/08	003247844	43924	37,500	48,960	(11,460)	-30.6%	COPR	HORWITH	JTLX30144
12/07/07	01/07/08	003247845	43925	76,260	48,520	27,740	36.4%	COPR	HORWITH	JTLX30144
12/07/07	01/07/08	003247846	43926	68,960	48,980	19,980	29.0%	COPR	HORWITH	JTLX30144
12/07/07	01/07/08	003247847	43927	14,440	49,380	(34,940)	-242.0%	COPR	HORWITH	JTLX30144
12/07/07	01/07/08	003247848	43928	67,560	51,900	15,660	23.2%	COPR	HORWITH	NRLX527694
12/07/07	01/07/08	003247849	43929	35,260	48,380	(13,120)	-37.2%	COPR	HORWITH	NRLX527694
12/07/07	01/07/08	003247850	43930	64,700	48,300	16,400	25.3%	COPR	HORWITH	NRLX527694
12/07/07	01/07/08	003247851	43931	29,480	49,900	(20,420)	-69.3%	COPR	HORWITH	NRLX527694
12/07/07	01/07/08	003247852	43932	74,880	49,000	25,880	34.6%	COPR	HORWITH	NRLX526227
12/07/07	01/07/08	003247853	43933	66,720	51,380	15,340	23.0%	COPR	HORWITH	NRLX526227
12/07/07	01/07/08	003247854	43934	32,300	51,120	(18,820)	-58.3%	COPR	HORWITH	NRLX526227
12/07/07	01/07/08	003247855	43935	32,320	51,680	(19,360)	-59.9%	COPR	HORWITH	NRLX526227
12/07/07	01/14/08	003247856	43936	70,500	48,400	22,100	31.3%	COPR	HORWITH	JTLX30148
12/07/07	01/14/08	003247857	43937	36,860	48,540	(11,680)	-31.7%	COPR	HORWITH	JTLX30148
12/07/07	01/14/08	003247858	43938	77,520	49,740	27,780	35.8%	COPR	HORWITH	JTLX30148
12/07/07	01/14/08	003247859	43939	5,340	51,280	(45,940)	-860.3%	COPR	HORWITH	JTLX30148
12/07/07	01/07/08	003247860	43940	6,740	51,400	(44,660)	-662.6%	COPR	HORWITH	CEFX33449
12/07/07	01/07/08	003247861	43941	67,520	49,640	17,880	26.5%	COPR	HORWITH	CEFX33449
12/07/07	01/07/08	003247862	43942	67,100	51,280	15,820	23.6%	COPR	HORWITH	CEFX33449
12/07/07	01/07/08	003247863	43943	59,260	49,640	9,620	16.2%	COPR	HORWITH	CEFX33449
12/07/07	01/07/08	003247864	43944	74,460	50,840	23,620	31.7%	COPR	HORWITH	CHUX148
12/07/07	01/07/08	003247865	43945	68,300	49,500	18,800	27.5%	COPR	HORWITH	CHUX148
12/07/07	01/07/08	003247866	43946	27,920	48,000	(20,080)	-71.9%	COPR	HORWITH	CHUX148
12/07/07	01/07/08	003247867	43947	27,920	49,200	(21,280)	-76.2%	COPR	HORWITH	CHUX148
12/07/07	01/07/08	003247868	43948	10,720	48,400	(37,680)	-351.5%	COPR	HORWITH	CITX300033
12/07/07	01/07/08	003247869	43949	67,920	51,160	16,760	24.7%	COPR	HORWITH	CITX300033
12/07/07	01/07/08	003247870	43950	55,200	50,520	4,680	8.5%	COPR	HORWITH	CITX300033
12/07/07	01/07/08	003247871	43951	67,300	51,140	16,160	24.0%	COPR	HORWITH	CITX300033
12/07/07	01/07/08	003247872	43952	7,440	50,680	(43,240)	-581.2%	COPR	HORWITH	CEFX31043
12/07/07	01/07/08	003247873	43953	69,160	50,020	19,140	27.7%	COPR	HORWITH	CEFX31043
12/07/07	01/07/08	003247874	43954	67,700	50,560	17,140	25.3%	COPR	HORWITH	CEFX31043
12/07/07	01/07/08	003247875	43955	56,340	48,000	8,340	14.8%	COPR	HORWITH	CEFX31043
12/07/07	01/11/08	003247876	43956	40,040	50,340	(10,300)	-25.7%	COPR	HORWITH	JTLX30133
12/07/07	01/11/08	003247877	43957	66,080	51,140	14,940	22.6%	COPR	HORWITH	JTLX30133
12/07/07	01/11/08	003247878	43958	65,880	48,100	17,780	27.0%	COPR	HORWITH	JTLX30133
12/07/07	01/11/08	003247879	43959	26,080	50,940	(24,860)	-95.3%	COPR	HORWITH	JTLX30133
12/07/07	01/07/08	003247880	43960	26,240	50,180	(23,940)	-91.2%	COPR	HORWITH	CEFX35802
12/07/07	01/07/08	003247881	43961	13,780	48,480	(34,700)	-251.8%	COPR	HORWITH	NRLX528356
12/07/07	01/07/08	003247882	43962	8,860	50,200	(41,340)	-466.6%	COPR	HORWITH	NRLX528356
12/07/07	01/07/08	003247883	43963	67,980	48,420	19,560	28.8%	COPR	HORWITH	JTLX278
12/07/07	01/07/08	003247884	43964	76,320	49,580	26,740	35.0%	COPR	HORWITH	NRLX528356
12/07/07	01/07/08	003247885	43965	99,640	50,040	49,600	49.8%	COPR	HORWITH	NRLX528356
12/07/07	01/07/08	003247886	43966	19,080	49,400	(30,320)	-158.9%	COPR	HORWITH	JTLX278
12/07/07	01/07/08	003247887	43967	66,680	49,040	17,640	26.5%	COPR	HORWITH	JTLX278
12/07/07	01/07/08	003247888	43968	40,680	48,420	(7,740)	-19.0%	COPR	HORWITH	JTLX278
12/07/07	01/07/08	003247889	43969	67,980	48,320	19,660	28.9%	COPR	HORWITH	CHUX231
12/07/07	01/07/08	003247890	43970	67,460	49,540	17,920	26.6%	COPR	HORWITH	CHUX231
12/07/07	01/07/08	003247891	43971	29,880	50,760	(20,880)	-69.9%	COPR	HORWITH	CHUX231
12/07/07	01/07/08	003247892	43972	29,860	49,800	(19,940)	-66.8%	COPR	HORWITH	CHUX231

HONEYWELL SA-7 USE HAZARDOUS WASTE TRACKING (2006)										
Date Shipped	Date of Return Manifest	State Manifest	Man. Doc #	Facilty Manifest Weight (lbs)	Estimated Weight (lbs)	Manifest - Estimate (lbs)	Manifest - Estimate (%)	Material	Transporter	RAILCAR #
12/07/07	01/07/08	003247893	43973	12,260	49,780	(37,520)	-306.0%	COPR	HORWITH	JTLX30157
12/07/07	01/07/08	003247894	43974	67,180	50,860	16,320	24.3%	COPR	HORWITH	JTLX30157
12/07/07	01/07/08	003247895	43975	66,800	50,740	16,060	24.0%	COPR	HORWITH	JTLX30157
12/07/07	01/07/08	003247896	43976	55,120	49,620	5,500	10.0%	COPR	HORWITH	JTLX30157
12/10/07	01/14/08	003247897	43977	37,180	50,520	(13,340)	-35.9%	COPR	HORWITH	NRLX526067
12/10/07	01/14/08	003247898	43978	67,700	49,000	18,700	27.6%	COPR	HORWITH	NRLX526067
12/10/07	01/14/08	003247899	43979	68,420	48,120	20,300	29.7%	COPR	HORWITH	NRLX526067
12/10/07	01/14/08	003247900	43980	30,160	48,760	(18,600)	-61.7%	COPR	HORWITH	NRLX526067
12/10/07	01/14/08	003247901	43981	29,420	49,200	(19,780)	-67.2%	COPR	HORWITH	DJLX98548
12/10/07	01/14/08	003247902	43982	67,700	48,920	18,780	27.7%	COPR	HORWITH	DJLX98548
12/10/07	01/14/08	003247903	43983	67,160	48,600	18,560	27.6%	COPR	HORWITH	DJLX98548
12/10/07	01/14/08	003247904	43984	29,220	49,220	(20,000)	-68.4%	COPR	HORWITH	DJLX98548
12/10/07	01/11/08	003247905	43985	51,980	49,920	2,060	4.0%	COPR	HORWITH	JTLX30141
12/10/07	01/11/08	003247906	43986	68,780	48,620	20,160	29.3%	CPBH COPR	HORWITH	JTLX30141
12/10/07	01/11/08	003247907	43987	67,240	50,060	17,180	25.6%	COPR	HORWITH	JTLX30141
12/10/07	01/11/08	003247908	43988	12,100	50,580	(38,480)	-318.0%	CPBH COPR	HORWITH	JTLX30141
12/10/07	01/11/08	003247909	43989	45,860	49,560	(3,700)	-8.1%	COPR	HORWITH	JTLX30124
12/10/07	01/11/08	003247910	43990	65,940	49,440	16,500	25.0%	COPR	HORWITH	JTLX30124
12/10/07	01/11/08	003247911	43991	65,040	51,940	13,100	20.1%	CPBH COPR	HORWITH	JTLX30124
12/10/07	01/11/08	003247912	43992	23,340	50,320	(26,980)	-115.6%	COPR	HORWITH	JTLX30124
12/10/07	01/14/08	003247913	43993	50,640	50,560	80	0.2%	COPR	HORWITH	JTLX30117
12/10/07	01/14/08	003247914	43994	67,600	50,580	17,020	25.2%	COPR	HORWITH	JTLX30117
12/10/07	01/14/08	003247915	43995	72,340	49,020	23,320	32.2%	CPBH COPR	HORWITH	JTLX30117
12/10/07	01/14/08	003247916	43996	9,920	49,820	(39,900)	-402.2%	COPR	HORWITH	JTLX30117
12/10/07	01/11/08	003247917	43997	68,360	48,960	19,400	28.4%	CPBH COPR	HORWITH	JTLX30128
12/10/07	01/11/08	003247918	43998	44,880	50,540	(5,660)	-12.6%	CPBH COPR	HORWITH	JTLX30128
12/10/07	01/11/08	003247919	43999	66,180	49,420	16,760	25.3%	CPBH COPR	HORWITH	JTLX30128
12/10/07	01/11/08	003247920	44000	16,880	49,240	(32,360)	-191.7%	CPBH COPR	HORWITH	JTLX30128
12/10/07	01/07/08	003247921	44001	18,380	49,920	(31,540)	-171.6%	CPBH COPR	HORWITH	HLMX1118
12/10/07	01/07/08	003247922	44002	69,180	50,860	18,320	26.5%	CPBH COPR	HORWITH	HLMX1118
12/10/07	01/07/08	003247923	44003	38,560	50,380	(11,820)	-30.7%	CPBH COPR	HORWITH	HLMX1118
12/10/07	01/07/08	003247924	44004	67,920	51,480	16,440	24.2%	COPR	HORWITH	MHFX5776
12/10/07	01/07/08	003247925	44005	76,280	51,400	24,880	32.6%	CPBH COPR	HORWITH	HLMX1118
12/10/07	01/07/08	003247926	44006	27,460	49,820	(22,360)	-81.4%	COPR	HORWITH	MHFX5776
12/10/07	01/07/08	003247927	44007	76,420	50,260	26,160	34.2%	CPBH COPR	HORWITH	MHFX5776
12/10/07	01/07/08	003247928	44008	29,100	50,120	(21,020)	-72.2%	COPR	HORWITH	MHFX5776
12/10/07	01/07/08	003247929	44009	76,280	50,160	26,120	34.2%	COPR	HORWITH	JTLX250
12/10/07	01/07/08	003247930	44010	76,540	48,840	27,700	36.2%	COPR	HORWITH	JTLX250
12/10/07	01/07/08	003247931	44011	23,220	49,580	(26,360)	-113.5%	COPR	HORWITH	JTLX250
12/10/07	01/08/08	003247932	44012	19,880	48,720	(28,840)	-145.1%	COPR	HORWITH	NRLX528334
12/10/07	01/07/08	003247933	44013	23,200	49,420	(26,220)	-113.0%	CPBH COPR	HORWITH	JTLX250
12/10/07	01/08/08	003247934	44014	66,840	50,040	16,800	25.1%	CPBH COPR	HORWITH	NRLX528334
12/10/07	01/07/08	003247935	44015	75,660	50,440	25,220	33.3%	COPR	HORWITH	JTLX30147
12/10/07	01/07/08	003247936	44016	76,360	49,700	26,660	34.9%	CPBH COPR	HORWITH	JTLX30147
12/10/07	01/07/08	003247937	44017	24,420	51,020	(26,600)	-108.9%	COPR	HORWITH	JTLX30147
12/10/07	01/07/08	003247938	44018	24,420	50,860	(26,440)	-108.3%	CPBH COPR	HORWITH	JTLX30147
12/10/07	01/07/08	003247939	44019	21,840	51,320	(29,480)	-135.0%	COPR	HORWITH	DJLX98515
12/10/07	01/07/08	003247940	44020	75,920	50,760	25,160	33.1%	COPR	HORWITH	DJLX98515
12/10/07	01/07/08	003247941	44021	67,300	51,080	16,220	24.1%	CPBH COPR	HORWITH	DJLX98515
12/10/07	01/07/08	003247942	44022	41,020	51,540	(10,520)	-25.6%	COPR	HORWITH	DJLX98515
12/10/07	01/07/08	003247943	44023	39,100	50,920	(11,820)	-30.2%	CPBH COPR	HORWITH	JTLX30123
12/10/07	01/07/08	003247944	44024	68,520	51,120	17,400	25.4%	COPR	HORWITH	JTLX30123
12/10/07	01/07/08	003247945	44025	67,600	50,000	17,600	26.0%	CPBH COPR	HORWITH	JTLX30123
12/10/07	01/07/08	003247946	44026	23,480	50,320	(26,840)	-114.3%	COPR	HORWITH	JTLX30123
12/10/07	01/07/08	003247947	44027	29,560	48,840	(19,280)	-65.2%	CPBH COPR	HORWITH	CITX300027
12/10/07	01/07/08	003247948	44028	69,000	50,620	18,380	26.6%	CPBH COPR	HORWITH	CITX300027
12/10/07	01/07/08	003247949	44029	77,000	50,640	26,360	34.2%	COPR	HORWITH	CITX300027
12/10/07	01/07/08	003247950	44030	29,500	52,220	(22,720)	-77.0%	COPR	HORWITH	CITX300027
12/10/07	01/07/08	003247951	44031	25,940	50,060	(24,120)	-93.0%	CPBH COPR	HORWITH	NDYX3200459
12/10/07	01/07/08	003247952	44032	67,740	50,260	17,480	25.8%	COPR	HORWITH	NDYX3200459
12/10/07	01/07/08	003247953	44033	66,640	49,380	17,260	25.9%	CPBH COPR	HORWITH	NDYX3200459
12/10/07	01/07/08	003247954	44034	37,600	48,840	(11,240)	-29.9%	COPR	HORWITH	NDYX3200459
12/10/07	01/07/08	003247955	44035	67,820	50,640	17,180	25.3%	CPBH COPR	HORWITH	CEFX35802
12/10/07	01/07/08	003247956	44036	66,120	51,960	14,160	21.4%	CPBH COPR	HORWITH	CEFX35802
12/10/07	01/07/08	003247957	44037	42,320	51,640	(9,320)	-22.0%	CPBH COPR	HORWITH	CEFX35802
12/10/07	01/08/08	003247958	44038	65,880	50,240	15,640	23.7%	CPBH COPR	HORWITH	NRLX528334
12/11/07	01/08/08	003247959	44039	32,500	50,440	(17,940)	-55.2%	COPR	HORWITH	CEFX33446
12/11/07	01/08/08	003247960	44040	66,500	50,800	15,700	23.6%	COPR	HORWITH	CEFX33446
12/11/07	01/08/08	003247961	44041	65,980	49,120	16,860	25.6%	COPR	HORWITH	CEFX33446
12/11/07	01/08/08	003247962	44042	29,900	49,200	(19,300)	-64.5%	COPR	HORWITH	CEFX33446
12/11/07	01/08/08	003247963	44043	37,260	50,320	(13,060)	-35.1%	COPR	HORWITH	DJLX98508
12/11/07	01/08/08	003247964	44044	66,280	50,780	15,500	23.4%	COPR	HORWITH	DJLX98508
12/11/07	01/08/08	003247965	44045	64,640	51,140	13,500	20.9%	COPR	HORWITH	DJLX98508
12/11/07	01/08/08	003247966	44046	35,220	51,000	(15,780)	-44.8%	COPR	HORWITH	DJLX98508

HONEYWELL SA-7 USE HAZARDOUS WASTE TRACKING (2006)										
Date Shipped	Date of Return Manifest	State Manifest	Man. Doc #	Facilty Manifest Weight (lbs)	Estimated Weight (lbs)	Manifest - Estimate (lbs)	Manifest - Estimate (%)	Material	Transporter	RAILCAR #
12/11/07	01/08/08	003247967	44047	27,980	50,700	(22,720)	-81.2%	COPR	HORWITH	CEFX35237
12/11/07	01/08/08	003247968	44048	54,780	50,660	4,120	7.5%	COPR	HORWITH	CEFX35237
12/11/07	01/08/08	003247969	44049	67,320	51,520	15,800	23.5%	COPR	HORWITH	CEFX35237
12/11/07	01/08/08	003247970	44050	48,380	50,940	(2,560)	-5.3%	COPR	HORWITH	CEFX35237
12/11/07	02/20/08	003247971	44051	17,820	49,680	(31,860)	-178.8%	COPR	HORWITH	NRLX528249
12/11/07	02/20/08	003247972	44052	68,300	49,240	19,060	27.9%	COPR	HORWITH	NRLX528249
12/11/07	02/20/08	003247973	44053	67,940	49,480	18,460	27.2%	COPR	HORWITH	NRLX528249
12/11/07	02/20/08	003247974	44054	38,660	49,720	(11,060)	-28.6%	COPR	HORWITH	NRLX528249
12/11/07	01/08/08	003247975	44055	21,120	49,320	(28,200)	-133.5%	COPR	HORWITH	NRLX528257
12/11/07	01/08/08	003247976	44056	76,240	49,060	27,180	35.7%	COPR	HORWITH	NRLX528257
12/11/07	01/08/08	003247977	44057	76,040	48,000	28,040	36.9%	COPR	HORWITH	NRLX528257
12/11/07	01/08/08	003247978	44058	18,780	50,800	(32,020)	-170.5%	COPR	HORWITH	NRLX528257
12/11/07	01/08/08	003247979	44059	44,780	49,980	(5,200)	-11.6%	COPR	HORWITH	NRLX528334
12/11/07	01/07/08	003247980	44060	67,900	50,560	17,340	25.5%	COPR	HORWITH	NRLX527630
12/11/07	01/08/08	003247981	44061	21,780	49,840	(28,060)	-128.8%	COPR	HORWITH	NRLX527630
12/11/07	01/08/08	003247982	44062	67,640	50,360	17,280	25.5%	COPR	HORWITH	NRLX527630
12/11/07	01/08/08	003247983	44063	40,460	50,580	(10,120)	-25.0%	COPR	HORWITH	NRLX527630
12/11/07	01/08/08	003247984	44064	23,140	50,160	(27,020)	-116.8%	COPR	HORWITH	JTLX30174
12/11/07	01/08/08	003247985	44065	67,440	51,060	16,380	24.3%	COPR	HORWITH	JTLX30174
12/11/07	01/08/08	003247986	44066	76,760	49,720	27,040	35.2%	COPR	HORWITH	JTLX30174
12/11/07	01/11/08	003247987	44067	43,600	49,580	(5,980)	-13.7%	COPR	HORWITH	NRLX527656
12/11/07	01/08/08	003247988	44068	23,160	49,420	(26,260)	-113.4%	COPR	HORWITH	JTLX30174
12/11/07	01/11/08	003247989	44069	66,280	51,000	15,280	23.1%	COPR	HORWITH	NRLX527656
12/11/07	01/11/08	003247990	44070	65,840	51,600	14,240	21.6%	COPR	HORWITH	NRLX527656
12/11/07	01/11/08	003247991	44071	18,720	48,180	(29,460)	-157.4%	COPR	HORWITH	NRLX527656
12/11/07	01/11/08	003247992	44072	39,140	48,080	(8,940)	-22.8%	COPR	HORWITH	JTLX30142
12/11/07	01/11/08	003247993	44073	63,440	49,680	13,760	21.7%	COPR	HORWITH	JTLX30142
12/11/07	01/11/08	003247994	44074	64,400	49,160	15,240	23.7%	COPR	HORWITH	JTLX30142
12/11/07	01/11/08	003247995	44075	23,480	49,640	(26,160)	-111.4%	COPR	HORWITH	JTLX30142
12/11/07	01/11/08	003247996	44076	18,820	51,660	(32,840)	-174.5%	COPR	HORWITH	JTLX57
12/11/07	01/11/08	003247997	44077	73,480	49,780	23,700	32.3%	COPR	HORWITH	JTLX57
12/11/07	01/11/08	003247998	44078	67,580	49,980	17,600	26.0%	COPR	HORWITH	JTLX57
12/11/07	01/11/08	003247999	44079	38,180	51,100	(12,920)	-33.8%	COPR	HORWITH	JTLX57
12/11/07	01/11/08	003248000	44080	14,840	50,460	(35,620)	-240.0%	COPR	HORWITH	JTLX279
12/11/07	01/11/08	003248001	44081	66,360	51,060	15,300	23.1%	COPR	HORWITH	JTLX279
12/11/07	01/11/08	003248002	44082	67,660	50,160	17,500	25.9%	COPR	HORWITH	JTLX279
12/11/07	01/11/08	003248003	44083	48,420	51,280	(2,860)	-5.9%	COPR	HORWITH	JTLX279
12/11/07	01/08/08	003248004	44084	28,200	50,460	(22,260)	-78.9%	COPR	HORWITH	JTLX30130
12/11/07	02/20/08	003248005	44085	56,320	52,200	4,120	7.3%	COPR	HORWITH	JTLX30149
12/11/07	02/20/08	003248006	44086	76,780	50,680	26,100	34.0%	COPR	HORWITH	JTLX30149
12/11/07	01/11/08	003248007	44087	38,200	50,580	(12,380)	-32.4%	COPR	HORWITH	CHUX107
12/11/07	02/20/08	003248008	44088	33,740	50,620	(16,880)	-50.0%	COPR	HORWITH	JTLX30149
12/11/07	02/20/08	003248009	44089	33,760	46,260	(12,500)	-37.0%	COPR	HORWITH	JTLX30149
12/11/07	01/11/08	003248010	44090	67,680	51,260	16,420	24.3%	COPR	HORWITH	CHUX107
12/11/07	01/11/08	003248011	44091	7,500	50,400	(42,900)	-572.0%	COPR	HORWITH	CHUX185
12/11/07	01/11/08	003248012	44092	65,460	49,880	15,580	23.8%	COPR	HORWITH	CHUX107
12/11/07	01/11/08	003248013	44093	26,700	50,660	(23,960)	-89.7%	COPR	HORWITH	CHUX107
12/11/07	01/11/08	003248014	44094	76,100	51,520	24,580	32.3%	COPR	HORWITH	CHUX185
12/11/07	01/11/08	003248015	44095	75,100	50,000	25,100	33.4%	COPR	HORWITH	CHUX185
12/11/07	01/11/08	003248016	44096	36,720	50,620	(13,900)	-37.9%	COPR	HORWITH	CHUX185
12/11/07	01/11/08	003248017	44097	74,600	49,440	25,160	33.7%	COPR	HORWITH	CITX300013
12/11/07	01/11/08	003248018	44098	26,320	48,240	(21,920)	-83.3%	COPR	HORWITH	CITX300013
12/11/07	01/11/08	003248019	44099	66,980	51,440	15,540	23.2%	COPR	HORWITH	CITX300013
12/11/07	01/11/08	003248020	44100	26,320	50,320	(24,000)	-91.2%	COPR	HORWITH	CITX300013
12/12/07	01/08/08	003248021	44101	33,360	50,680	(17,320)	-51.9%	COPR	HORWITH	CEFX31058
12/12/07	01/08/08	003248022	44102	65,780	49,800	15,980	24.3%	COPR	HORWITH	CEFX31058
12/12/07	01/08/08	003248023	44103	54,020	48,300	5,720	10.6%	COPR	HORWITH	CEFX31058
12/12/07	01/08/08	003248024	44104	50,560	50,540	20	0.0%	COPR	HORWITH	CEFX31058
12/12/07	01/08/08	003248025	44105	26,980	51,200	(24,220)	-89.8%	COPR	HORWITH	JTLX30163
12/12/07	01/08/08	003248026	44106	67,820	51,480	16,340	24.1%	COPR	HORWITH	JTLX30163
12/12/07	01/08/08	003248027	44107	67,920	50,120	17,800	26.2%	COPR	HORWITH	JTLX30163
12/12/07	01/08/08	003248028	44108	33,380	51,440	(18,060)	-54.1%	COPR	HORWITH	JTLX30163
12/12/07	01/07/08	003248029	44109	68,360	50,760	17,600	25.7%	COPR	HORWITH	NRLX526238
12/12/07	01/07/08	003248030	44110	68,700	49,420	19,280	28.1%	COPR	HORWITH	NRLX526238
12/12/07	01/07/08	003248031	44111	33,880	49,860	(15,980)	-47.2%	COPR	HORWITH	NRLX526238
12/12/07	01/07/08	003248032	44112	33,860	50,520	(16,660)	-49.2%	COPR	HORWITH	NRLX526238
12/12/07	01/08/08	003248033	44113	38,540	48,780	(10,240)	-26.6%	COPR	HORWITH	CEFX32187
12/12/07	01/08/08	003248034	44114	76,500	48,260	28,240	36.9%	COPR	HORWITH	CEFX32187
12/12/07	01/08/08	003248035	44115	38,280	48,420	(10,140)	-26.5%	COPR	HORWITH	CEFX32187
12/12/07	01/08/08	003248036	44116	38,260	48,220	(9,960)	-26.0%	COPR	HORWITH	CEFX32187
12/12/07	01/08/08	003248037	44117	10,320	49,320	(39,000)	-377.9%	COPR	HORWITH	CEFX35837
12/12/07	01/08/08	003248038	44118	68,440	49,960	18,480	27.0%	COPR	HORWITH	CEFX35837
12/12/07	01/08/08	003248039	44119	69,300	50,240	19,060	27.5%	COPR	HORWITH	CEFX35837
12/12/07	01/07/08	003248040	44120	69,140	49,240	19,900	28.8%	COPR	HORWITH	CITX300146

HONEYWELL SA-7 USE HAZARDOUS WASTE TRACKING (2006)										
Date Shipped	Date of Return Manifest	State Manifest	Man. Doc #	Facilty Manifest Weight (lbs)	Estimated Weight (lbs)	Manifest - Estimate (lbs)	Manifest - Estimate (%)	Material	Transporter	RAILCAR #
12/12/07	01/08/08	003248041	44121	47,320	49,560	(2,240)	-4.7%	COPR	HORWITH	CEFX35837
12/12/07	01/07/08	003248042	44122	68,580	51,420	17,160	25.0%	COPR	HORWITH	CITX300146
12/12/07	01/07/08	003248043	44123	29,220	50,540	(21,320)	-73.0%	COPR	HORWITH	CITX300146
12/12/07	01/07/08	003248044	44124	29,220	51,980	(22,760)	-77.9%	COPR	HORWITH	CITX300146
12/12/07	01/07/08	003248045	44125	67,360	51,140	16,220	24.1%	COPR	HORWITH	JTLX30107
12/12/07	01/07/08	003248046	44126	55,420	48,960	6,460	11.7%	COPR	HORWITH	JTLX30107
12/12/07	01/07/08	003248047	44127	38,340	51,340	(13,000)	-33.9%	COPR	HORWITH	JTLX30107
12/12/07	01/07/08	003248048	44128	38,340	51,040	(12,700)	-33.1%	COPR	HORWITH	JTLX30107
12/12/07	01/08/08	003248049	44129	76,560	50,720	25,840	33.8%	COPR	HORWITH	JTLX30130
12/12/07	01/08/08	003248050	44130	68,100	51,820	16,280	23.9%	COPR	HORWITH	JTLX30130
12/12/07	01/08/08	003248051	44131	27,900	49,080	(21,180)	-75.9%	COPR	HORWITH	JTLX30130
12/12/07	01/08/08	003248052	44132	76,560	50,540	26,020	34.0%	COPR	HORWITH	CHUX258
12/12/07	01/08/08	003248053	44133	76,320	50,880	25,440	33.3%	COPR	HORWITH	CHUX258
12/12/07	01/08/08	003248054	44134	24,020	49,100	(25,080)	-104.4%	COPR	HORWITH	CHUX258
12/12/07	01/08/08	003248055	44135	24,000	51,620	(27,620)	-115.1%	COPR	HORWITH	CHUX258
12/12/07	01/08/08	003248056	44136	75,300	51,700	23,600	31.3%	COPR	HORWITH	CITX300034
12/12/07	01/08/08	003248057	44137	68,020	52,320	15,700	23.1%	COPR	HORWITH	CITX300034
12/12/07	01/08/08	003248058	44138	29,000	52,500	(23,500)	-81.0%	COPR	HORWITH	CEFX35851
12/12/07	01/08/08	003248059	44139	77,080	51,420	25,660	33.3%	COPR	HORWITH	CEFX35851
12/12/07	01/08/08	003248060	44140	68,520	50,680	17,840	26.0%	COPR	HORWITH	CEFX35851
12/12/07	01/08/08	003248061	44141	29,360	51,420	(22,060)	-75.1%	COPR	HORWITH	CEFX35851
12/12/07	01/08/08	003248062	44142	37,380	50,800	(13,420)	-35.9%	COPR	HORWITH	CITX300022
12/12/07	01/08/08	003248063	44143	66,100	51,260	14,840	22.5%	COPR	HORWITH	CITX300022
12/12/07	01/08/08	003248064	44144	66,480	50,180	16,300	24.5%	COPR	HORWITH	CITX300022
12/12/07	01/08/08	003248065	44145	30,480	51,620	(21,140)	-69.4%	COPR	HORWITH	CITX300022
12/12/07	01/08/08	003248066	44146	8,000	49,480	(41,480)	-518.5%	COPR	HORWITH	CEFX35819
12/12/07	01/08/08	003248067	44147	67,520	49,700	17,820	26.4%	COPR	HORWITH	CEFX35819
12/12/07	01/08/08	003248068	44148	31,880	50,960	(19,080)	-59.8%	COPR	HORWITH	CHUX254
12/12/07	01/08/08	003248069	44149	67,900	50,640	17,260	25.4%	COPR	HORWITH	CEFX35819
12/12/07	01/08/08	003248070	44150	56,460	49,080	7,380	13.1%	COPR	HORWITH	CEFX35819
12/12/07	01/08/08	003248071	44151	11,260	51,840	(40,580)	-360.4%	COPR	HORWITH	CHUX311
12/12/07	01/08/08	003248072	44152	67,780	50,260	17,520	25.8%	COPR	HORWITH	CHUX311
12/12/07	01/08/08	003248073	44153	58,640	51,300	7,340	12.5%	COPR	HORWITH	CHUX311
12/12/07	01/08/08	003248074	44154	66,880	50,680	16,200	24.2%	COPR	HORWITH	CHUX311
12/12/07	01/08/08	003248075	44155	29,140	51,980	(22,840)	-78.4%	COPR	HORWITH	JTLX30100
12/12/07	01/08/08	003248076	44156	66,020	50,520	15,500	23.5%	COPR	HORWITH	JTLX30100
12/12/07	01/08/08	003248077	44157	64,620	50,340	14,280	22.1%	COPR	HORWITH	JTLX30100
12/12/07	01/08/08	003248078	44158	45,620	52,300	(6,680)	-14.6%	COPR	HORWITH	JTLX30100
12/12/07	01/08/08	003248079	44159	67,600	51,000	16,600	24.6%	COPR	HORWITH	CHUX254
12/12/07	01/08/08	003248080	44160	66,940	49,960	16,980	25.4%	COPR	HORWITH	CHUX254
12/12/07	01/08/08	003248081	44161	31,900	49,320	(17,420)	-54.6%	COPR	HORWITH	CHUX254
12/13/07	01/08/08	003248082	44162	5,460	50,440	(44,980)	-823.8%	COPR	HORWITH	JTLX271
12/13/07	01/08/08	003248083	44163	67,100	50,620	16,480	24.6%	COPR	HORWITH	JTLX271
12/13/07	01/08/08	003248084	44164	65,840	49,960	15,880	24.1%	COPR	HORWITH	JTLX271
12/13/07	01/08/08	003248085	44165	67,000	50,120	16,880	25.2%	COPR	HORWITH	JTLX271
12/13/07	01/08/08	003248086	44166	67,140	50,720	16,420	24.5%	COPR	HORWITH	JTLX156
12/13/07	01/08/08	003248087	44167	67,280	50,780	16,500	24.5%	COPR	HORWITH	JTLX156
12/13/07	01/08/08	003248088	44168	29,460	52,220	(22,760)	-77.3%	COPR	HORWITH	JTLX156
12/13/07	01/08/08	003248089	44169	30,040	50,440	(20,400)	-67.9%	COPR	HORWITH	JTLX156
12/13/07	01/08/08	003248090	44170	65,620	50,720	14,900	22.7%	COPR	HORWITH	JTLX188
12/13/07	01/08/08	003248091	44171	67,600	50,280	17,320	25.6%	COPR	HORWITH	JTLX188
12/13/07	01/08/08	003248092	44172	32,920	50,320	(17,400)	-52.9%	COPR	HORWITH	JTLX188
12/13/07	01/08/08	003248093	44173	31,400	49,280	(17,880)	-56.9%	COPR	HORWITH	CITX300034
12/13/07	01/11/08	003248094	44174	17,000	51,940	(34,940)	-205.5%	COPR	HORWITH	CEFX35800
12/13/07	01/08/08	003248095	44175	31,380	52,100	(20,720)	-66.0%	COPR	HORWITH	CITX300034
12/13/07	01/08/08	003248096	44176	32,940	51,640	(18,700)	-56.8%	COPR	HORWITH	JTLX188
12/13/07	01/08/08	003248097	44177	73,100	50,360	22,740	31.1%	COPR	HORWITH	MHFX5676
12/13/07	01/08/08	003248098	44178	67,740	51,140	16,600	24.5%	COPR	HORWITH	MHFX5676
12/13/07	01/08/08	003248099	44179	33,520	49,180	(15,660)	-46.7%	COPR	HORWITH	MHFX5676
12/13/07	01/11/08	003248100	44180	75,360	51,040	24,320	32.3%	COPR	HORWITH	HLMX1198
12/13/07	01/08/08	003248101	44181	33,500	50,680	(17,180)	-51.3%	COPR	HORWITH	MHFX5676
12/13/07	01/11/08	003248102	44182	74,860	48,860	26,000	34.7%	COPR	HORWITH	HLMX1198
12/13/07	01/11/08	003248103	44183	24,760	50,960	(26,200)	-105.8%	COPR	HORWITH	HLMX1198
12/13/07	01/11/08	003248104	44184	24,780	48,360	(23,580)	-95.2%	COPR	HORWITH	HLMX1198
12/13/07	01/11/08	003248105	44185	67,720	50,680	17,040	25.2%	COPR	HORWITH	JTLX166
12/13/07	01/11/08	003248106	44186	38,240	50,500	(12,260)	-32.1%	COPR	HORWITH	JTLX166
12/13/07	01/11/08	003248107	44187	25,520	51,100	(25,580)	-100.2%	COPR	HORWITH	JTLX166
12/13/07	01/11/08	003248108	44188	75,680	50,780	24,900	32.9%	COPR	HORWITH	JTLX166
12/13/07	01/08/08	003248109	44189	67,620	49,180	18,440	27.3%	COPR	HORWITH	NDYX320427
12/13/07	01/08/08	003248110	44190	24,900	50,900	(26,000)	-104.4%	COPR	HORWITH	NDYX320427
12/13/07	01/08/08	003248111	44191	68,040	51,600	16,440	24.2%	COPR	HORWITH	NDYX320427
12/13/07	01/08/08	003248112	44192	39,060	51,940	(12,880)	-33.0%	COPR	HORWITH	NDYX320427
12/14/07	01/14/08	003248113	44193	73,660	51,540	22,120	30.0%	COPR	HORWITH	CHUX152
12/14/07	01/14/08	003248114	44194	68,100	50,920	17,180	25.2%	COPR	HORWITH	CHUX152

HONEYWELL SA-7 USE HAZARDOUS WASTE TRACKING (2006)										
Date Shipped	Date of Return Manifest	State Manifest	Man. Doc #	Facilty Manifest Weight (lbs)	Estimated Weight (lbs)	Manifest - Estimate (lbs)	Manifest - Estimate (%)	Material	Transporter	RAILCAR #
12/14/07	01/14/08	003248115	44195	29,840	49,040	(19,200)	-64.3%	COPR	HORWITH	CHUX152
12/14/07	01/14/08	003248116	44196	29,820	50,640	(20,820)	-69.8%	COPR	HORWITH	CHUX152
12/14/07	01/08/08	003248117	44197	13,200	50,920	(37,720)	-285.8%	COPR	HORWITH	CHUX150
12/14/07	01/08/08	003248118	44198	65,560	51,580	13,980	21.3%	COPR	HORWITH	CHUX150
12/14/07	01/08/08	003248119	44199	66,280	49,580	16,700	25.2%	COPR	HORWITH	CHUX150
12/14/07	01/08/08	003248120	44200	65,480	51,300	14,180	21.7%	COPR	HORWITH	CHUX150
12/14/07	01/08/08	003248121	44201	75,600	51,640	23,960	31.7%	COPR	HORWITH	CHUX268
12/14/07	01/08/08	003248122	44202	75,720	51,920	23,800	31.4%	COPR	HORWITH	CHUX268
12/14/07	01/08/08	003248123	44203	25,900	51,980	(26,080)	-100.7%	COPR	HORWITH	CHUX268
12/14/07	01/08/08	003248124	44204	25,880	49,940	(24,060)	-93.0%	COPR	HORWITH	CHUX268
12/14/07	01/08/08	003248125	44205	38,580	48,380	(9,800)	-25.4%	COPR	HORWITH	CHUX103
12/14/07	01/08/08	003248126	44206	23,260	50,240	(26,980)	-116.0%	COPR	HORWITH	CHUX103
12/14/07	01/08/08	003248127	44207	75,760	51,940	23,820	31.4%	COPR	HORWITH	CHUX103
12/14/07	01/08/08	003248128	44208	67,420	50,780	16,640	24.7%	COPR	HORWITH	CHUX103
12/14/07	01/08/08	003248129	44209	29,120	48,920	(19,800)	-68.0%	COPR	HORWITH	CHUX286
12/14/07	01/08/08	003248130	44210	65,600	49,640	15,960	24.3%	COPR	HORWITH	CHUX286
12/14/07	01/08/08	003248131	44211	66,360	46,700	19,660	29.6%	COPR	HORWITH	CHUX286
12/14/07	01/08/08	003248132	44212	37,080	51,000	(13,920)	-37.5%	COPR	HORWITH	CHUX286
12/14/07	01/11/08	003248133	44213	36,560	50,500	(13,940)	-38.1%	COPR	HORWITH	JTLX30118
12/14/07	01/11/08	003248134	44214	66,280	48,840	17,440	26.3%	COPR	HORWITH	JTLX30118
12/14/07	01/11/08	003248135	44215	66,300	51,000	15,300	23.1%	COPR	HORWITH	JTLX30118
12/14/07	01/11/08	003248136	44216	32,620	50,380	(17,760)	-54.4%	COPR	HORWITH	JTLX30118
12/14/07	01/08/08	003248137	44217	38,220	48,700	(10,480)	-27.4%	COPR	HORWITH	CITX300138
12/14/07	01/08/08	003248138	44218	75,820	49,440	26,380	34.8%	COPR	HORWITH	CITX300138
12/14/07	01/08/08	003248139	44219	67,040	48,000	19,040	28.4%	COPR	HORWITH	CITX300138
12/14/07	01/08/08	003248140	44220	11,220	48,840	(37,620)	-335.3%	COPR	HORWITH	CITX300138
12/14/07	01/08/08	003248141	44221	19,200	51,120	(31,920)	-166.3%	COPR	HORWITH	MHFX5629
12/14/07	01/08/08	003248142	44222	53,800	50,080	3,720	6.9%	COPR	HORWITH	MHFX5629
12/14/07	01/08/08	003248143	44223	61,760	49,480	12,280	19.9%	COPR	HORWITH	MHFX5629
12/14/07	01/08/08	003248144	44224	64,160	49,640	14,520	22.6%	COPR	HORWITH	MHFX5629
12/14/07	01/08/08	003248145	44225	67,540	51,360	16,180	24.0%	COPR	HORWITH	JTLX30172
12/14/07	01/08/08	003248146	44226	67,740	50,080	17,660	26.1%	COPR	HORWITH	JTLX30172
12/14/07	01/08/08	003248147	44227	29,920	49,340	(19,420)	-64.9%	COPR	HORWITH	JTLX30172
12/14/07	01/08/08	003248148	44228	29,900	51,360	(21,460)	-71.8%	COPR	HORWITH	JTLX30172
12/14/07	01/11/08	003248149	44229	65,240	48,040	17,200	26.4%	COPR	HORWITH	CEFX35800
12/14/07	01/11/08	003248150	44230	66,060	51,020	15,040	22.8%	COPR	HORWITH	CEFX35800
12/14/07	01/11/08	003248151	44231	52,760	51,420	1,340	2.5%	COPR	HORWITH	CEFX35800
12/14/07	01/14/08	003248152	44232	6,680	50,820	(44,140)	-660.8%	COPR	HORWITH	CEFX33400
12/14/07	01/14/08	003248153	44233	54,740	50,620	4,120	7.5%	COPR	HORWITH	CEFX33400
12/14/07	01/14/08	003248154	44234	74,340	51,360	22,980	30.9%	COPR	HORWITH	CEFX33400
12/14/07	01/14/08	003248155	44235	67,840	50,820	17,020	25.1%	COPR	HORWITH	CEFX33400
12/14/07	01/14/08	003248156	44236	7,360	52,120	(44,760)	-608.2%	COPR	HORWITH	MHFX5681
12/14/07	01/14/08	003248157	44237	66,860	49,520	17,340	25.9%	COPR	HORWITH	MHFX5681
12/14/07	01/14/08	003248158	44238	68,220	51,420	16,800	24.6%	COPR	HORWITH	MHFX5681
12/14/07	01/14/08	003248159	44239	60,160	49,380	10,780	17.9%	COPR	HORWITH	MHFX5681
12/14/07	01/14/08	003248160	44240	8,140	49,780	(41,640)	-511.5%	COPR	HORWITH	JTLX30112
12/14/07	01/14/08	003248161	44241	67,040	50,120	16,920	25.2%	COPR	HORWITH	JTLX30112
12/14/07	01/14/08	003248162	44242	66,820	51,100	15,720	23.5%	COPR	HORWITH	JTLX30112
12/14/07	01/08/08	003248163	44243	22,320	48,840	(26,520)	-118.8%	COPR	HORWITH	CEFX33567
12/14/07	01/14/08	003248164	44244	59,580	49,880	9,700	16.3%	COPR	HORWITH	JTLX30112
12/14/07	01/08/08	003248165	44245	66,840	51,060	15,780	23.6%	COPR	HORWITH	CEFX33567
12/14/07	01/08/08	003248166	44246	67,600	52,560	15,040	22.2%	COPR	HORWITH	CEFX33567
12/14/07	01/08/08	003248167	44247	47,000	49,880	(2,880)	-6.1%	COPR	HORWITH	CEFX33567
12/14/07	01/08/08	003248168	44248	14,960	50,260	(35,300)	-236.0%	COPR	HORWITH	JTLX30152
12/14/07	01/08/08	003248169	44249	67,120	52,300	14,820	22.1%	COPR	HORWITH	JTLX30152
12/14/07	01/08/08	003248170	44250	67,720	48,000	19,720	29.1%	COPR	HORWITH	JTLX30152
12/14/07	01/14/08	003248171	44251	30,800	49,720	(18,920)	-61.4%	COPR	HORWITH	CHUX170
12/14/07	01/14/08	003248172	44252	15,400	49,700	(34,300)	-222.7%	COPR	HORWITH	CHUX291
12/14/07	01/08/08	003248173	44253	45,340	48,120	(2,780)	-6.1%	COPR	HORWITH	JTLX30152
12/14/07	01/14/08	003248174	44254	68,280	52,100	16,180	23.7%	COPR	HORWITH	CHUX291
12/14/07	01/14/08	003248175	44255	67,900	52,100	15,800	23.3%	COPR	HORWITH	CHUX291
12/14/07	01/14/08	003248176	44256	56,580	51,100	5,480	9.7%	COPR	HORWITH	CHUX291
12/14/07	01/14/08	003248177	44257	70,980	51,640	19,340	27.2%	COPR	HORWITH	CHUX170
12/14/07	01/14/08	003248178	44258	76,180	52,500	23,680	31.1%	COPR	HORWITH	CHUX170
12/14/07	01/14/08	003248179	44259	30,800	50,340	(19,540)	-63.4%	COPR	HORWITH	CHUX170
12/17/07	01/14/08	003248181	44260	61,480	49,740	11,740	19.1%	COPR	HORWITH	CEFX33525
12/17/07	01/14/08	003248182	44261	33,600	50,820	(17,220)	-51.3%	COPR	HORWITH	CEFX33525
12/17/07	01/14/08	003248183	44262	77,800	50,460	27,340	35.1%	COPR	HORWITH	CEFX33525
12/17/07	01/14/08	003248184	44263	33,620	50,000	(16,380)	-48.7%	COPR	HORWITH	CEFX33525
12/17/07	01/14/08	003248185	44264	43,200	50,700	(7,500)	-17.4%	COPR	HORWITH	JTLX141
12/17/07	01/14/08	003248186	44265	76,820	50,440	26,380	34.3%	COPR	HORWITH	JTLX141
12/17/07	01/14/08	003248187	44266	67,980	49,860	18,120	26.7%	COPR	HORWITH	JTLX141
12/17/07	01/14/08	003248188	44267	15,360	49,640	(34,280)	-223.2%	COPR	HORWITH	JTLX141
12/17/07	01/14/08	003248189	44268	46,100	48,380	(2,280)	-4.9%	COPR	HORWITH	MHFX5688

Honeywell

HONEYWELL SA-7 USE HAZARDOUS WASTE TRACKING (2006)										
Date Shipped	Date of Return Manifest	State Manifest	Man. Doc #	Facilty Manifest Weight (lbs)	Estimated Weight (lbs)	Manifest - Estimate (lbs)	Manifest - Estimate (%)	Material	Transporter	RAILCAR #
12/17/07	01/14/08	003248190	44269	67,260	51,300	15,960	23.7%	COPR	HORWITH	MHFX5688
12/17/07	01/14/08	003248191	44270	67,420	50,540	16,880	25.0%	COPR	HORWITH	MHFX5688
12/17/07	01/14/08	003248192	44271	24,300	50,060	(25,760)	-106.0%	COPR	HORWITH	MHFX5688
12/17/07	01/14/08	003248193	44272	23,560	51,360	(27,800)	-118.0%	COPR	HORWITH	JTLX30132
12/17/07	01/14/08	003248194	44273	77,380	49,420	27,960	36.1%	COPR	HORWITH	JTLX30132
12/17/07	01/14/08	003248195	44274	65,020	50,500	14,520	22.3%	COPR	HORWITH	JTLX30132
12/17/07	01/14/08	003248196	44275	30,040	49,200	(19,160)	-63.8%	COPR	HORWITH	JTLX30132
12/17/07	01/14/08	003248197	44276	12,320	48,940	(36,620)	-297.2%	COPR	HORWITH	CHUX264
12/17/07	01/14/08	003248198	44277	63,140	50,440	12,700	20.1%	COPR	HORWITH	CHUX264
12/17/07	01/14/08	003248199	44278	75,140	48,880	26,260	34.9%	COPR	HORWITH	CHUX264
12/17/07	01/14/08	003248200	44279	43,780	49,940	(6,160)	-14.1%	COPR	HORWITH	CHUX264
12/17/07	01/14/08	003248201	44280	67,580	51,220	16,360	24.2%	COPR	HORWITH	CHUX195
12/17/07	01/14/08	003248202	44281	68,120	49,240	18,880	27.7%	COPR	HORWITH	CHUX195
12/17/07	01/14/08	003248203	44282	32,320	50,700	(18,380)	-56.9%	COPR	HORWITH	CHUX195
12/17/07	01/22/08	003248204	44283	58,560	49,920	8,640	14.8%	COPR	HORWITH	CHUX144
12/17/07	01/14/08	003248205	44284	32,320	50,820	(18,500)	-57.2%	COPR	HORWITH	CHUX195
12/17/07	01/22/08	003248206	44285	76,680	51,000	25,680	33.5%	COPR	HORWITH	CHUX144
12/17/07	01/22/08	003248207	44286	33,080	49,420	(16,340)	-49.4%	COPR	HORWITH	CHUX144
12/17/07	01/22/08	003248208	44287	52,800	50,580	2,220	4.2%	COPR	HORWITH	CITX300119
12/17/07	01/22/08	003248209	44288	33,080	50,980	(17,900)	-54.1%	COPR	HORWITH	CHUX144
12/17/07	01/22/08	003248210	44289	64,740	50,200	14,540	22.5%	COPR	HORWITH	CITX300119
12/17/07	01/22/08	003248211	44290	65,560	50,500	15,060	23.0%	COPR	HORWITH	CITX300119
12/17/07	01/22/08	003248212	44291	18,480	49,600	(31,120)	-168.4%	COPR	HORWITH	CITX300119
12/17/07	01/14/08	003248213	44292	22,960	49,240	(26,280)	-114.5%	COPR	HORWITH	CITX300102
12/17/07	01/14/08	003248214	44293	67,360	49,720	17,640	26.2%	COPR	HORWITH	CITX300102
12/17/07	01/14/08	003248215	44294	61,500	48,000	13,500	22.0%	COPR	HORWITH	CITX300102
12/17/07	01/14/08	003248216	44295	42,780	49,340	(6,560)	-15.3%	COPR	HORWITH	CITX300102
12/17/07	01/14/08	003248217	44296	23,920	50,140	(26,220)	-109.6%	COPR	HORWITH	CHUX119
12/17/07	01/14/08	003248218	44297	67,320	49,920	17,400	25.8%	COPR	HORWITH	CHUX119
12/17/07	01/14/08	003248219	44298	30,740	48,080	(17,340)	-56.4%	COPR	HORWITH	CHUX119
12/17/07	01/14/08	003248220	44299	76,460	51,100	25,360	33.2%	COPR	HORWITH	CHUX119
12/18/07	01/22/08	003248222	44300	15,600	50,020	(34,420)	-220.6%	COPR	HORWITH	CHUX294
12/18/07	01/22/08	003248223	44301	68,640	51,020	17,620	25.7%	COPR	HORWITH	CHUX294
12/18/07	01/14/08	003248224	44302	67,440	50,560	16,880	25.0%	COPR	HORWITH	CITX300116
12/18/07	01/22/08	003248225	44303	76,760	51,400	25,360	33.0%	COPR	HORWITH	CHUX294
12/18/07	01/22/08	003248226	44304	39,720	48,020	(8,300)	-20.9%	COPR	HORWITH	CHUX294
12/18/07	01/22/08	003248227	44305	15,520	52,020	(36,500)	-235.2%	COPR	HORWITH	CITX300124
12/18/07	01/22/08	003248228	44306	67,160	49,380	17,780	26.5%	COPR	HORWITH	CITX300124
12/18/07	01/22/08	003248229	44307	66,480	48,840	17,640	26.5%	COPR	HORWITH	CITX300124
12/18/07	01/22/08	003248230	44308	52,260	51,100	1,160	2.2%	COPR	HORWITH	CITX300124
12/18/07	01/22/08	003248231	44309	76,980	50,160	26,820	34.8%	COPR	HORWITH	CHUX273
12/18/07	01/22/08	003248232	44310	68,600	51,120	17,480	25.5%	COPR	HORWITH	CHUX273
12/18/07	01/22/08	003248233	44311	25,980	50,980	(25,000)	-96.2%	COPR	HORWITH	CHUX273
12/18/07	01/22/08	003248234	44312	53,480	50,460	3,020	5.6%	COPR	HORWITH	CEFX35243
12/18/07	01/22/08	003248235	44313	26,000	48,980	(22,980)	-88.4%	COPR	HORWITH	CHUX273
12/18/07	01/22/08	003248236	44314	76,340	49,860	26,480	34.7%	COPR	HORWITH	CEFX35243
12/18/07	01/22/08	003248237	44315	37,900	50,780	(12,880)	-34.0%	COPR	HORWITH	CEFX35243
12/18/07	01/22/08	003248238	44316	37,900	50,120	(12,220)	-32.2%	COPR	HORWITH	CEFX35243
12/18/07	01/22/08	003248239	44317	57,420	51,000	6,420	11.2%	COPR	HORWITH	CHUX196
12/18/07	01/22/08	003248240	44318	66,900	50,960	15,940	23.8%	COPR	HORWITH	CHUX196
12/18/07	01/22/08	003248241	44319	67,600	48,940	18,660	27.6%	COPR	HORWITH	CHUX196
12/18/07	01/22/08	003248242	44320	9,360	49,760	(40,400)	-431.6%	COPR	HORWITH	CHUX196
12/18/07	01/14/08	003248243	44321	49,740	49,780	(40)	-0.1%	COPR	HORWITH	CHUX279
12/18/07	01/14/08	003248244	44322	68,220	51,260	16,960	24.9%	COPR	HORWITH	CHUX279
12/18/07	01/14/08	003248245	44323	65,360	49,840	15,520	23.7%	COPR	HORWITH	CHUX279
12/18/07	01/14/08	003248246	44324	15,980	48,960	(32,980)	-206.4%	COPR	HORWITH	CHUX279
12/18/07	01/14/08	003248247	44325	38,720	50,940	(12,220)	-31.6%	COPR	HORWITH	CHUX104
12/18/07	01/14/08	003248248	44326	19,880	50,400	(30,520)	-153.5%	COPR	HORWITH	CHUX104
12/18/07	01/14/08	003248249	44327	88,100	49,700	38,400	43.6%	COPR	HORWITH	CHUX104
12/18/07	01/14/08	003248250	44328	68,760	51,380	17,380	25.3%	COPR	HORWITH	CHUX104
12/18/07	01/14/08	003248251	44329	16,160	49,600	(33,440)	-206.9%	COPR	HORWITH	NRLX528057
12/18/07	01/14/08	003248252	44330	64,480	51,500	12,980	20.1%	COPR	HORWITH	NRLX528057
12/18/07	01/14/08	003248253	44331	76,600	50,720	25,880	33.8%	COPR	HORWITH	NRLX528057
12/18/07	01/14/08	003248254	44332	40,300	50,940	(10,640)	-26.4%	COPR	HORWITH	NRLX528057
12/18/07	01/22/08	003248255	44333	36,660	48,000	(11,340)	-30.9%	COPR	HORWITH	CHUX175
12/18/07	01/14/08	003248256	44334	15,560	51,000	(35,440)	-227.8%	COPR	HORWITH	CITX300116
12/18/07	01/14/08	003248257	44335	68,100	51,760	16,340	24.0%	COPR	HORWITH	CITX300116
12/18/07	01/14/08	003248258	44336	51,160	48,900	2,260	4.4%	COPR	HORWITH	CITX300116
12/18/07	01/22/08	003248259	44337	10,940	50,640	(39,700)	-362.9%	COPR	HORWITH	CHUX175
12/18/07	01/14/08	003248260	44338	76,040	50,260	25,780	33.9%	COPR	HORWITH	CEFX32113
12/18/07	01/14/08	003248261	44339	26,060	50,420	(24,360)	-93.5%	COPR	HORWITH	CEFX32113
12/18/07	01/14/08	003248262	44340	68,300	51,120	17,180	25.2%	COPR	HORWITH	CEFX32113
12/18/07	01/14/08	003248263	44341	26,040	51,100	(25,060)	-96.2%	COPR	HORWITH	CEFX32113
12/18/07	01/14/08	003248264	44342	7,240	52,120	(44,880)	-619.9%	COPR	HORWITH	NRLX526646

Honeywell

HONEYWELL SA-7 USE HAZARDOUS WASTE TRACKING (2006)										
Date Shipped	Date of Return Manifest	State Manifest	Man. Doc #	Facilty Manifest Weight (lbs)	Estimated Weight (lbs)	Manifest - Estimate (lbs)	Manifest - Estimate (%)	Material	Transporter	RAILCAR #
12/18/07	01/14/08	003248265	44343	67,240	51,380	15,860	23.6%	COPR	HORWITH	NRLX526646
12/18/07	01/14/08	003248266	44344	20,760	51,260	(30,500)	-146.9%	COPR	HORWITH	CHUX130
12/18/07	01/14/08	003248267	44345	68,040	52,240	15,800	23.2%	COPR	HORWITH	NRLX526646
12/18/07	01/14/08	003248268	44346	74,620	51,500	23,120	31.0%	COPR	HORWITH	CHUX242
12/18/07	01/14/08	003248269	44347	66,980	49,800	17,180	25.6%	COPR	HORWITH	NRLX526646
12/18/07	01/14/08	003248270	44348	67,900	49,580	18,320	27.0%	COPR	HORWITH	CHUX242
12/18/07	01/14/08	003248271	44349	29,260	49,840	(20,580)	-70.3%	COPR	HORWITH	CHUX242
12/18/07	01/14/08	003248272	44350	29,260	50,840	(21,580)	-73.8%	COPR	HORWITH	CHUX242
12/18/07	01/22/08	003248273	44351	42,920	51,660	(8,740)	-20.4%	COPR	HORWITH	CHUX211
12/18/07	01/22/08	003248274	44352	67,080	50,100	16,980	25.3%	COPR	HORWITH	CHUX211
12/18/07	01/22/08	003248275	44353	43,060	50,060	(7,000)	-16.3%	COPR	HORWITH	CEFX33435
12/18/07	01/22/08	003248276	44354	24,020	50,800	(26,780)	-111.5%	COPR	HORWITH	CHUX211
12/18/07	01/22/08	003248277	44355	68,960	49,560	19,400	28.1%	COPR	HORWITH	CHUX211
12/18/07	01/22/08	003248278	44356	68,340	52,000	16,340	23.9%	COPR	HORWITH	CEFX33435
12/18/07	01/22/08	003248279	44357	68,660	48,000	20,660	30.1%	COPR	HORWITH	CEFX33435
12/18/07	01/22/08	003248280	44358	17,520	49,640	(32,120)	-183.3%	COPR	HORWITH	CEFX33435
12/18/07	01/22/08	003248281	44359	31,520	51,200	(19,680)	-62.4%	COPR	HORWITH	CEFX35238
12/18/07	01/22/08	003248282	44360	76,440	50,440	26,000	34.0%	COPR	HORWITH	CEFX35238
12/18/07	01/22/08	003248283	44361	69,280	49,300	19,980	28.8%	COPR	HORWITH	CEFX35238
12/18/07	01/22/08	003248284	44362	25,300	50,880	(25,580)	-101.1%	COPR	HORWITH	CEFX35238
12/18/07	01/22/08	003248285	44363	75,900	51,360	24,540	32.3%	COPR	HORWITH	CHUX175
12/18/07	01/22/08	003248286	44364	77,020	48,400	28,620	37.2%	COPR	HORWITH	CHUX175
12/19/07	01/14/08	003248287	44365	13,540	51,060	(37,520)	-277.1%	COPR	HORWITH	CHUX315
12/19/07	01/14/08	003248288	44366	67,400	52,060	15,340	22.8%	COPR	HORWITH	CHUX315
12/19/07	01/14/08	003248289	44367	67,460	50,740	16,720	24.8%	COPR	HORWITH	CHUX315
12/19/07	01/14/08	003248290	44368	56,120	50,040	6,080	10.8%	COPR	HORWITH	CHUX315
12/19/07	01/14/08	003248291	44369	9,600	50,080	(40,480)	-421.7%	COPR	HORWITH	NDYX320320
12/19/07	01/14/08	003248292	44370	68,760	51,120	17,640	25.7%	COPR	HORWITH	NDYX320320
12/19/07	01/14/08	003248293	44371	68,320	50,640	17,680	25.9%	COPR	HORWITH	NDYX320320
12/19/07	01/14/08	003248294	44372	54,180	50,740	3,440	6.3%	COPR	HORWITH	NDYX320320
12/19/07	01/14/08	003248295	44373	76,720	51,120	25,600	33.4%	COPR	HORWITH	CITX300107
12/19/07	01/14/08	003248296	44374	68,760	52,260	16,500	24.0%	COPR	HORWITH	CITX300107
12/19/07	01/14/08	003248297	44375	29,500	50,400	(20,900)	-70.8%	COPR	HORWITH	CITX300107
12/19/07	01/14/08	003248298	44376	29,480	51,740	(22,260)	-75.5%	COPR	HORWITH	CITX300107
12/19/07	01/15/08	003248299	44377	38,240	49,800	(11,560)	-30.2%	COPR	HORWITH	CITX300161
12/19/07	01/15/08	003248300	44378	67,100	51,540	15,560	23.2%	COPR	HORWITH	CITX300161
12/19/07	01/15/08	003248301	44379	67,020	50,020	17,000	25.4%	COPR	HORWITH	CITX300161
12/19/07	01/15/08	003248302	44380	32,320	52,160	(19,840)	-61.4%	COPR	HORWITH	CITX300161
12/19/07	01/15/08	003248303	44381	8,680	49,480	(40,800)	-470.0%	COPR	HORWITH	CEFX35836
12/19/07	01/15/08	003248304	44382	66,240	51,540	14,700	22.2%	COPR	HORWITH	CEFX35836
12/19/07	01/15/08	003248305	44383	56,600	51,200	5,400	9.5%	COPR	HORWITH	CEFX35836
12/19/07	01/14/08	003248306	44384	67,700	50,380	17,320	25.6%	COPR	HORWITH	JTLX30137
12/19/07	01/15/08	003248307	44385	67,480	49,760	17,720	26.3%	COPR	HORWITH	CEFX35836
12/19/07	01/14/08	003248308	44386	67,200	49,660	17,540	26.1%	COPR	HORWITH	JTLX30137
12/19/07	01/14/08	003248309	44387	29,060	48,760	(19,700)	-67.8%	COPR	HORWITH	JTLX30137
12/19/07	01/14/08	003248310	44388	29,040	50,140	(21,100)	-72.7%	COPR	HORWITH	JTLX30137
12/19/07	01/14/08	003248311	44389	66,260	50,440	15,820	23.9%	COPR	HORWITH	JTLX30145
12/19/07	01/14/08	003248312	44390	67,920	48,860	19,060	28.1%	COPR	HORWITH	JTLX30145
12/19/07	01/14/08	003248313	44391	34,300	50,600	(16,300)	-47.5%	COPR	HORWITH	JTLX30145
12/19/07	01/14/08	003248314	44392	33,600	51,800	(18,200)	-54.2%	COPR	HORWITH	JTLX30146
12/19/07	01/14/08	003248315	44393	34,280	50,640	(16,360)	-47.7%	COPR	HORWITH	JTLX30145
12/19/07	01/14/08	003248316	44394	33,600	52,380	(18,780)	-55.9%	COPR	HORWITH	JTLX30146
12/19/07	01/14/08	003248317	44395	67,960	51,440	16,520	24.3%	COPR	HORWITH	JTLX30146
12/19/07	01/14/08	003248318	44396	67,400	49,280	18,120	26.9%	COPR	HORWITH	JTLX30146
12/19/07	01/14/08	003248319	44397	50,620	51,820	(1,200)	-2.4%	COPR	HORWITH	CHUX138
12/19/07	01/22/08	003248320	44398	27,120	52,320	(25,200)	-92.9%	COPR	HORWITH	CEFX35245
12/19/07	01/14/08	003248321	44399	75,800	50,560	25,240	33.3%	COPR	HORWITH	CHUX138
12/19/07	01/14/08	003248322	44400	69,580	51,040	18,540	26.6%	COPR	HORWITH	CHUX138
12/19/07	01/14/08	003248323	44401	11,740	50,180	(38,440)	-327.4%	COPR	HORWITH	CHUX138
12/19/07	01/15/08	003248324	44402	44,380	50,960	(6,580)	-14.8%	COPR	HORWITH	CITX300026
12/19/07	01/15/08	003248325	44403	75,940	50,760	25,180	33.2%	COPR	HORWITH	CITX300026
12/19/07	01/15/08	003248326	44404	76,780	52,620	24,160	31.5%	COPR	HORWITH	CITX300026
12/19/07	01/15/08	003248327	44405	11,600	52,920	(41,320)	-356.2%	COPR	HORWITH	CITX300026
12/19/07	01/22/08	003248328	44406	44,080	52,000	(7,920)	-18.0%	COPR	HORWITH	CEFX35245
12/19/07	01/22/08	003248329	44407	67,220	51,640	15,580	23.2%	COPR	HORWITH	CEFX35245
12/19/07	01/15/08	003248330	44408	9,740	51,720	(41,980)	-431.0%	COPR	HORWITH	JTLX30151
12/19/07	01/22/08	003248331	44409	66,720	50,960	15,760	23.6%	COPR	HORWITH	CEFX35245
12/19/07	01/15/08	003248332	44410	68,000	52,600	15,400	22.6%	COPR	HORWITH	JTLX30151
12/19/07	01/15/08	003248333	44411	68,040	52,480	15,560	22.9%	COPR	HORWITH	JTLX30151
12/19/07	01/15/08	003248334	44412	67,120	52,060	15,060	22.4%	COPR	HORWITH	JTLX30151
12/19/07	01/14/08	003248335	44413	26,840	52,500	(25,660)	-95.6%	COPR	HORWITH	NRLX528126
12/19/07	01/14/08	003248336	44414	67,080	51,320	15,760	23.5%	COPR	HORWITH	NRLX528126
12/19/07	01/14/08	003248337	44415	67,060	51,060	16,000	23.9%	COPR	HORWITH	NRLX528126
12/19/07	01/14/08	003248338	44416	44,560	51,160	(6,600)	-14.8%	COPR	HORWITH	NRLX528126

HONEYWELL SA-7 USE HAZARDOUS WASTE TRACKING (2006)										
Date Shipped	Date of Return Manifest	State Manifest	Man. Doc #	Facilty Manifest Weight (lbs)	Estimated Weight (lbs)	Manifest - Estimate (lbs)	Manifest - Estimate (%)	Material	Transporter	RAILCAR #
12/19/07	01/14/08	003248339	44417	76,420	50,400	26,020	34.0%	COPR	HORWITH	JTLX283
12/19/07	01/14/08	003248340	44418	76,420	51,040	25,380	33.2%	COPR	HORWITH	JTLX283
12/19/07	01/14/08	003248341	44419	44,960	50,120	(5,160)	-11.5%	COPR	HORWITH	CHUX130
12/19/07	01/14/08	003248342	44420	24,920	51,100	(26,180)	-105.1%	COPR	HORWITH	JTLX283
12/19/07	01/14/08	003248343	44421	24,940	50,320	(25,380)	-101.8%	COPR	HORWITH	JTLX283
12/19/07	01/14/08	003248344	44422	57,340	51,240	6,100	10.6%	COPR	HORWITH	JTLX265
12/19/07	01/14/08	003248345	44423	69,300	51,180	18,120	26.1%	COPR	HORWITH	JTLX265
12/19/07	01/14/08	003248346	44424	53,260	50,900	2,360	4.4%	COPR	HORWITH	JTLX265
12/19/07	01/14/08	003248347	44425	25,140	51,000	(25,860)	-102.9%	COPR	HORWITH	JTLX265
12/19/07	01/15/08	003248348	44426	24,220	50,700	(26,480)	-109.3%	COPR	HORWITH	CITX300160
12/19/07	01/15/08	003248349	44427	68,700	50,780	17,920	26.1%	COPR	HORWITH	CITX300160
12/19/07	01/15/08	003248350	44428	76,420	52,480	23,940	31.3%	COPR	HORWITH	CITX300160
12/19/07	01/15/08	003248351	44429	32,140	51,620	(19,480)	-60.6%	COPR	HORWITH	CITX300160
12/19/07	01/14/08	003248352	44430	69,160	51,360	17,800	25.7%	COPR	HORWITH	CHUX130
12/19/07	01/14/08	003248353	44431	69,180	51,460	17,720	25.6%	COPR	HORWITH	CHUX130
12/20/07	01/22/08	003248354	44432	44,880	49,600	(4,720)	-10.5%	COPR	HORWITH	JTLX30131
12/20/07	01/22/08	003248355	44433	25,680	51,960	(26,280)	-102.3%	COPR	HORWITH	JTLX30131
12/20/07	01/22/08	003248356	44434	76,180	50,180	26,000	34.1%	COPR	HORWITH	JTLX30131
12/20/07	01/22/08	003248357	44435	57,560	51,400	6,160	10.7%	COPR	HORWITH	JTLX30131
12/20/07	01/22/08	003248358	44436	38,080	51,800	(13,720)	-36.0%	COPR	HORWITH	NRLX526176
12/20/07	01/22/08	003248359	44437	76,400	52,200	24,200	31.7%	COPR	HORWITH	NRLX526176
12/20/07	01/22/08	003248360	44438	68,240	52,020	16,220	23.8%	COPR	HORWITH	NRLX526176
12/20/07	01/22/08	003248361	44439	23,120	50,020	(26,900)	-116.3%	COPR	HORWITH	NRLX526176
12/20/07	01/22/08	003248362	44440	36,740	50,100	(13,360)	-36.4%	COPR	HORWITH	CEFX35244
12/20/07	01/22/08	003248363	44441	78,140	50,520	27,620	35.3%	COPR	HORWITH	CEFX35244
12/20/07	01/22/08	003248364	44442	68,560	48,480	20,080	29.3%	COPR	HORWITH	CEFX35244
12/20/07	01/22/08	003248365	44443	35,440	50,500	(15,060)	-42.5%	COPR	HORWITH	CITX300117
12/20/07	01/22/08	003248366	44444	14,040	51,860	(37,820)	-269.4%	COPR	HORWITH	CEFX35244
12/20/07	01/22/08	003248367	44445	76,560	48,500	28,060	36.7%	COPR	HORWITH	JTLX105
12/20/07	01/22/08	003248368	44446	76,600	48,740	27,860	36.4%	COPR	HORWITH	JTLX105
12/20/07	01/22/08	003248369	44447	19,900	48,340	(28,440)	-142.9%	COPR	HORWITH	JTLX105
12/20/07	01/22/08	003248370	44448	19,920	49,420	(29,500)	-148.1%	COPR	HORWITH	JTLX105
12/20/07	01/22/08	003248371	44449	57,460	49,640	7,820	13.6%	COPR	HORWITH	CITX300117
12/20/07	01/22/08	003248372	44450	35,440	49,280	(13,840)	-39.1%	COPR	HORWITH	CITX300117
12/20/07	01/22/08	003248373	44451	68,060	48,000	20,060	29.5%	COPR	HORWITH	CITX300117
12/20/07	01/22/08	003248374	44452	8,940	50,940	(42,000)	-469.8%	COPR	HORWITH	CEFX31032
12/20/07	01/22/08	003248375	44453	67,760	51,380	16,380	24.2%	COPR	HORWITH	CEFX31032
12/20/07	01/22/08	003248376	44454	66,780	51,720	15,060	22.6%	COPR	HORWITH	CEFX31032
12/20/07	01/22/08	003248377	44455	32,780	52,280	(19,500)	-59.5%	COPR	HORWITH	JTLX168
12/20/07	01/22/08	003248378	44456	68,380	51,400	16,980	24.8%	COPR	HORWITH	CEFX31032
12/20/07	01/22/08	003248379	44457	68,800	52,540	16,260	23.6%	COPR	HORWITH	JTLX168
12/20/07	01/22/08	003248380	44458	69,240	51,120	18,120	26.2%	COPR	HORWITH	JTLX168
12/20/07	01/22/08	003248381	44459	32,280	51,660	(19,380)	-60.0%	COPR	HORWITH	JTLX168
12/20/07	01/23/08	003248382	44460	37,100	50,300	(13,200)	-35.6%	COPR	HORWITH	NDYX320445
12/20/07	01/23/08	003248383	44461	66,820	50,740	16,080	24.1%	COPR	HORWITH	NDYX320445
12/20/07	01/23/08	003248384	44462	66,760	52,340	14,420	21.6%	COPR	HORWITH	NDYX320445
12/20/07	01/23/08	003248385	44463	38,280	52,180	(13,900)	-36.3%	COPR	HORWITH	NDYX320445
12/20/07	01/23/08	003248386	44464	50,500	51,100	(600)	-1.2%	COPR	HORWITH	JTLX262
12/20/07	01/23/08	003248387	44465	67,400	50,340	17,060	25.3%	COPR	HORWITH	JTLX262
12/20/07	01/23/08	003248389	44466	65,660	50,340	15,320	23.3%	COPR	HORWITH	JTLX262
12/20/07	01/23/08	003248390	44467	18,980	48,680	(29,700)	-156.5%	COPR	HORWITH	JTLX262
12/20/07	01/23/08	003248391	44468	14,540	49,640	(35,100)	-241.4%	COPR	HORWITH	JTLX177
12/20/07	01/23/08	003248392	44469	75,880	50,520	25,360	33.4%	COPR	HORWITH	JTLX177
12/20/07	01/23/08	003248393	44470	76,740	51,860	24,880	32.4%	COPR	HORWITH	JTLX177
12/20/07	01/23/08	003248394	44471	31,600	51,120	(19,520)	-61.8%	COPR	HORWITH	JTLX177
12/20/07	01/23/08	003248395	44472	76,600	49,080	27,520	35.9%	COPR	HORWITH	JTLX268
12/20/07	01/23/08	003248396	44473	67,420	51,760	15,660	23.2%	COPR	HORWITH	JTLX268
12/20/07	01/23/08	003248397	44474	30,980	52,200	(21,220)	-68.5%	COPR	HORWITH	JTLX268
12/20/07	01/23/08	003248398	44475	30,980	51,520	(20,540)	-66.3%	COPR	HORWITH	JTLX268
12/20/07	01/15/08	003248399	44476	68,000	50,620	17,380	25.6%	COPR	HORWITH	CHUX289
12/20/07	01/15/08	003248400	44477	67,940	50,940	17,000	25.0%	COPR	HORWITH	CHUX289
12/20/07	01/15/08	003248401	44478	30,100	48,000	(17,900)	-59.5%	COPR	HORWITH	CHUX289
12/20/07	01/15/08	003248402	44479	30,120	49,100	(18,980)	-63.0%	COPR	HORWITH	CHUX289
12/20/07	01/23/08	003248403	44480	67,040	49,140	17,900	26.7%	COPR	HORWITH	MHFX5641
12/20/07	01/23/08	003248404	44481	66,780	50,240	16,540	24.8%	COPR	HORWITH	MHFX5641
12/20/07	01/23/08	003248405	44482	34,520	49,460	(14,940)	-43.3%	COPR	HORWITH	MHFX5641
12/20/07	01/23/08	003248406	44483	34,520	52,300	(17,780)	-51.5%	COPR	HORWITH	MHFX5641
12/20/07	01/23/08	003248407	44484	52,720	51,560	1,160	2.2%	COPR	HORWITH	DJLX98506
12/20/07	01/23/08	003248408	44485	76,740	51,980	24,760	32.3%	COPR	HORWITH	DJLX98506
12/20/07	01/23/08	003248409	44486	34,680	48,000	(13,320)	-38.4%	COPR	HORWITH	DJLX98506
12/20/07	01/23/08	003248410	44487	34,680	51,960	(17,280)	-49.8%	COPR	HORWITH	DJLX98506
12/20/07	01/23/08	003248411	44488	68,880	52,540	16,340	23.7%	COPR	HORWITH	JTLX239
12/20/07	01/23/08	003248412	44489	69,500	52,220	17,280	24.9%	COPR	HORWITH	JTLX239
12/20/07	01/23/08	003248413	44490	68,740	51,620	17,120	24.9%	COPR	HORWITH	JTLX239

HONEYWELL SA-7 USE HAZARDOUS WASTE TRACKING (2006)										
Date Shipped	Date of Return Manifest	State Manifest	Man. Doc #	Facilty Manifest Weight (lbs)	Estimated Weight (lbs)	Manifest - Estimate (lbs)	Manifest - Estimate (%)	Material	Transporter	RAILCAR #
12/20/07	01/23/08	003248414	44491	48,800	50,800	(2,000)	-4.1%	COPR	HORWITH	JTLX30139
12/20/07	01/23/08	003248415	44492	4,820	49,780	(44,960)	-932.8%	COPR	HORWITH	JTLX239
12/20/07	01/23/08	003248416	44493	34,420	51,360	(16,940)	-49.2%	COPR	HORWITH	JTLX30139
12/20/07	01/23/08	003248417	44494	76,100	49,480	26,620	35.0%	COPR	HORWITH	JTLX30139
12/20/07	01/23/08	003248418	44495	34,420	51,440	(17,020)	-49.4%	COPR	HORWITH	JTLX30139
12/20/07	01/23/08	003248419	44496	38,260	52,200	(13,940)	-36.4%	COPR	HORWITH	CEFX31039
12/20/07	01/23/08	003248420	44497	67,340	49,500	17,840	26.5%	COPR	HORWITH	CEFX31039
12/20/07	01/23/08	003248421	44498	76,480	51,440	25,040	32.7%	COPR	HORWITH	CEFX31039
12/20/07	01/23/08	003248422	44499	23,700	51,720	(28,020)	-118.2%	COPR	HORWITH	CEFX31039
12/21/07	01/22/08	003248423	44500	46,200	50,200	(4,000)	-8.7%	COPR	HORWITH	CHUX197
12/21/07	01/22/08	003248424	44501	76,060	50,060	26,000	34.2%	COPR	HORWITH	CHUX197
12/21/07	01/22/08	003248425	44502	75,480	50,740	24,740	32.8%	COPR	HORWITH	CHUX197
12/21/07	01/22/08	003248426	44503	9,080	51,420	(42,340)	-466.3%	COPR	HORWITH	CHUX197
12/21/07	01/22/08	003248427	44504	25,820	51,500	(25,680)	-99.5%	COPR	HORWITH	CHUX287
12/21/07	01/22/08	003248428	44505	75,440	51,040	24,400	32.3%	COPR	HORWITH	CHUX287
12/21/07	01/22/08	003248429	44506	75,840	50,900	24,940	32.9%	COPR	HORWITH	CHUX287
12/21/07	01/22/08	003248430	44507	28,740	50,940	(22,200)	-77.2%	COPR	HORWITH	CHUX287
12/21/07	01/22/08	003248431	44508	9,220	49,260	(40,040)	-434.3%	COPR	HORWITH	CITX300156
12/21/07	01/22/08	003248432	44509	68,360	49,420	18,940	27.7%	COPR	HORWITH	CITX300156
12/21/07	01/22/08	003248433	44510	67,240	50,600	16,640	24.7%	COPR	HORWITH	CITX300156
12/21/07	01/22/08	003248434	44511	50,120	48,240	1,880	3.8%	COPR	HORWITH	CITX300156
12/21/07	01/15/08	003248435	44512	55,220	49,640	5,580	10.1%	COPR	HORWITH	CHUX102
12/21/07	01/15/08	003248436	44513	17,240	50,560	(33,320)	-193.3%	COPR	HORWITH	CHUX102
12/21/07	01/15/08	003248437	44514	69,200	51,120	18,080	26.1%	COPR	HORWITH	CHUX102
12/21/07	01/15/08	003248438	44515	66,260	48,900	17,360	26.2%	COPR	HORWITH	CHUX102
12/21/07	01/15/08	003248439	44516	6,680	50,100	(43,420)	-650.0%	COPR	HORWITH	JTLX270
12/21/07	01/15/08	003248440	44517	67,340	50,520	16,820	25.0%	COPR	HORWITH	JTLX270
12/21/07	01/15/08	003248441	44518	66,660	48,400	18,260	27.4%	COPR	HORWITH	JTLX270
12/21/07	01/15/08	003248442	44519	49,080	50,540	(1,460)	-3.0%	COPR	HORWITH	JTLX270
12/21/07	01/30/08	003248443	44520	23,520	49,600	(26,080)	-110.9%	COPR	HORWITH	HLMX1293
12/21/07	01/30/08	003248444	44521	76,140	50,400	25,740	33.8%	COPR	HORWITH	HLMX1293
12/21/07	01/30/08	003248445	44522	75,020	50,900	24,120	32.2%	COPR	HORWITH	HLMX1293
12/21/07	01/30/08	003248446	44523	25,980	51,940	(25,960)	-99.9%	COPR	HORWITH	JTLX234
12/21/07	01/30/08	003248447	44524	22,880	48,980	(26,100)	-114.1%	COPR	HORWITH	HLMX1293
12/21/07	01/30/08	003248448	44525	64,720	50,120	14,600	22.6%	COPR	HORWITH	JTLX234
12/21/07	01/30/08	003248449	44526	67,060	50,660	16,400	24.5%	COPR	HORWITH	JTLX234
12/21/07	01/30/08	003248450	44527	46,940	51,700	(4,760)	-10.1%	COPR	HORWITH	JTLX234
12/21/07	01/22/08	003248451	44528	66,860	50,240	16,620	24.9%	COPR	HORWITH	CEFX33396
12/21/07	01/22/08	003248452	44529	75,420	52,420	23,000	30.5%	COPR	HORWITH	CEFX33396
12/21/07	01/22/08	003248453	44530	29,680	51,100	(21,420)	-72.2%	COPR	HORWITH	CEFX33396
12/21/07	01/22/08	003248454	44531	35,520	51,960	(16,440)	-46.3%	COPR	HORWITH	JTLX175
12/21/07	01/22/08	003248455	44532	29,680	49,360	(19,680)	-66.3%	COPR	HORWITH	CEFX33396
12/21/07	01/22/08	003248456	44533	68,240	52,240	16,000	23.4%	COPR	HORWITH	JTLX175
12/21/07	01/22/08	003248457	44534	67,840	49,660	18,180	26.8%	COPR	HORWITH	JTLX175
12/21/07	01/22/08	003248458	44535	39,060	52,100	(13,040)	-33.4%	COPR	HORWITH	JTLX175
12/21/07	01/22/08	003248459	44536	18,720	51,400	(32,680)	-174.6%	COPR	HORWITH	CEFX35840
12/21/07	01/22/08	003248460	44537	75,200	50,540	24,660	32.8%	COPR	HORWITH	CEFX35840
12/21/07	01/15/08	003248461	44538	75,640	49,220	26,420	34.9%	COPR	HORWITH	NRLX585505
12/21/07	01/22/08	003248462	44539	68,140	49,680	18,460	27.1%	COPR	HORWITH	CEFX35840
12/21/07	01/22/08	003248463	44540	32,800	49,160	(16,360)	-49.9%	COPR	HORWITH	CEFX35840
12/21/07	01/15/08	003248464	44541	52,080	49,620	2,460	4.7%	COPR	HORWITH	NRLX585505
12/21/07	01/15/08	003248465	44542	33,000	50,360	(17,360)	-52.6%	COPR	HORWITH	NRLX585505
12/21/07	01/15/08	003248466	44543	33,000	49,940	(16,940)	-51.3%	COPR	HORWITH	NRLX585505
12/21/07	01/15/08	003248467	44544	35,020	50,520	(15,500)	-44.3%	COPR	HORWITH	CHUX198
12/21/07	01/15/08	003248468	44545	66,980	50,420	16,560	24.7%	COPR	HORWITH	CHUX198
12/21/07	01/15/08	003248469	44546	76,580	50,460	26,120	34.1%	COPR	HORWITH	CHUX198
12/21/07	01/15/08	003248470	44547	24,520	49,920	(25,400)	-103.6%	COPR	HORWITH	CHUX198
12/21/07	01/15/08	003248471	44548	51,880	50,400	1,480	2.9%	COPR	HORWITH	JTLX30169
12/21/07	01/15/08	003248472	44549	67,400	51,020	16,380	24.3%	COPR	HORWITH	JTLX30169
12/21/07	01/15/08	003248473	44550	76,780	51,800	24,980	32.5%	COPR	HORWITH	JTLX30169
12/21/07	01/15/08	003248474	44551	77,220	51,780	25,440	32.9%	COPR	HORWITH	CEFX33385
12/21/07	01/15/08	003248475	44552	8,440	51,500	(43,060)	-510.2%	COPR	HORWITH	JTLX30169
12/21/07	01/15/08	003248476	44553	44,140	50,760	(6,620)	-15.0%	COPR	HORWITH	CEFX33385
12/21/07	01/15/08	003248477	44554	68,840	51,300	17,540	25.5%	COPR	HORWITH	CEFX33385
12/21/07	01/15/08	003248478	44555	12,980	50,440	(37,460)	-288.6%	COPR	HORWITH	CEFX33385
12/21/07	01/15/08	003248479	44556	18,860	50,940	(32,080)	-170.1%	COPR	HORWITH	MHFX5640
12/21/07	01/15/08	003248480	44557	76,660	51,740	24,920	32.5%	COPR	HORWITH	MHFX5640
12/21/07	01/15/08	003248481	44558	76,640	50,660	25,980	33.9%	COPR	HORWITH	MHFX5640
12/21/07	01/15/08	003248482	44559	31,960	51,320	(19,360)	-60.6%	COPR	HORWITH	MHFX5640
12/21/07	01/15/08	003248483	44560	15,300	49,720	(34,420)	-225.0%	COPR	HORWITH	CHUX173
12/21/07	01/15/08	003248484	44561	66,900	49,840	17,060	25.5%	COPR	HORWITH	CHUX173
12/21/07	01/15/08	003248485	44562	10,740	50,060	(39,320)	-366.1%	COPR	HORWITH	CEFX31031
12/21/07	01/15/08	003248486	44563	67,920	52,600	15,320	22.6%	COPR	HORWITH	CHUX173
12/21/07	01/15/08	003248487	44564	48,480	49,760	(1,280)	-2.6%	COPR	HORWITH	CHUX173

HONEYWELL SA-7 USE HAZARDOUS WASTE TRACKING (2006)										
Date Shipped	Date of Return Manifest	State Manifest	Man. Doc #	Facilty Manifest Weight (lbs)	Estimated Weight (lbs)	Manifest - Estimate (lbs)	Manifest - Estimate (%)	Material	Transporter	RAILCAR #
12/21/07	01/15/08	003248488	44565	51,220	49,420	1,800	3.5%	COPR	HORWITH	CEFX31031
12/21/07	01/22/08	003248489	44566	66,620	48,000	18,620	27.9%	COPR	HORWITH	CHUX293
12/21/07	01/15/08	003248490	44567	68,040	51,700	16,340	24.0%	COPR	HORWITH	CEFX31031
12/21/07	01/15/08	003248491	44568	67,180	48,200	18,980	28.3%	COPR	HORWITH	CEFX31031
12/21/07	01/22/08	003248492	44569	66,780	51,120	15,660	23.5%	COPR	HORWITH	CHUX293
12/26/07	01/22/08	003248493	44570	16,740	50,900	(34,160)	-204.1%	COPR	HORWITH	CITX300114
12/26/07	01/22/08	003248494	44571	68,000	49,540	18,460	27.1%	COPR	HORWITH	CITX300114
12/26/07	01/22/08	003248495	44572	66,820	50,060	16,760	25.1%	COPR	HORWITH	CITX300114
12/26/07	01/22/08	003248496	44573	47,160	49,940	(2,780)	-5.9%	COPR	HORWITH	CITX300114
12/26/07	01/22/08	003248497	44574	76,020	50,980	25,040	32.9%	COPR	HORWITH	CHUX194
12/26/07	01/22/08	003248498	44575	75,480	49,120	26,360	34.9%	COPR	HORWITH	CHUX194
12/26/07	01/22/08	003248499	44576	24,920	50,580	(25,660)	-103.0%	COPR	HORWITH	CHUX194
12/26/07	01/22/08	003248500	44577	24,920	50,420	(25,500)	-102.3%	COPR	HORWITH	CHUX194
12/26/07	01/22/08	003248504	44578	67,400	50,580	16,820	25.0%	COPR	HORWITH	CHUX100
12/26/07	01/22/08	003248505	44579	10,160	49,800	(39,640)	-390.2%	COPR	HORWITH	CHUX100
12/26/07	01/22/08	003248506	44580	66,820	50,160	16,660	24.9%	COPR	HORWITH	CHUX100
12/26/07	01/22/08	003248507	44581	57,580	48,000	9,580	16.6%	COPR	HORWITH	CHUX100
12/26/07	01/22/08	003248508	44582	34,440	49,620	(15,180)	-44.1%	COPR	HORWITH	CITX300104
12/26/07	01/22/08	003248509	44583	56,380	50,020	6,360	11.3%	COPR	HORWITH	CITX300104
12/26/07	01/22/08	003248510	44584	68,260	51,260	17,000	24.9%	COPR	HORWITH	CITX300104
12/26/07	01/22/08	003248511	44585	34,420	50,440	(16,020)	-46.5%	COPR	HORWITH	CITX300104
12/26/07	01/22/08	003248512	44586	46,140	50,180	(4,040)	-8.8%	COPR	HORWITH	CEFX35824
12/26/07	01/22/08	003248513	44587	68,460	48,960	19,500	28.5%	COPR	HORWITH	CEFX35824
12/26/07	01/22/08	003248514	44588	68,680	50,720	17,960	26.2%	COPR	HORWITH	CEFX35824
12/26/07	01/22/08	003248515	44589	12,380	49,820	(37,440)	-302.4%	COPR	HORWITH	CEFX35824
12/26/07	01/22/08	003248516	44590	38,000	50,200	(12,200)	-32.1%	COPR	HORWITH	CITX300141
12/26/07	01/22/08	003248517	44591	68,540	50,280	18,260	26.6%	COPR	HORWITH	CITX300141
12/26/07	01/22/08	003248518	44592	67,880	49,380	18,500	27.3%	COPR	HORWITH	CITX300141
12/26/07	01/22/08	003248519	44593	20,720	48,420	(27,700)	-133.7%	COPR	HORWITH	CITX300141
12/26/07	01/22/08	003248520	44594	22,560	47,540	(24,980)	-110.7%	COPR	HORWITH	CEFX35852
12/26/07	01/22/08	003248521	44595	68,100	48,300	19,800	29.1%	COPR	HORWITH	CEFX35852
12/26/07	01/22/08	003248522	44596	68,680	48,460	20,220	29.4%	COPR	HORWITH	CEFX35852
12/26/07	01/22/08	003248523	44597	29,860	48,940	(19,080)	-63.9%	COPR	HORWITH	CEFX35852
12/26/07	01/22/08	003248524	44598	13,620	49,020	(35,400)	-259.9%	COPR	HORWITH	CHUX245
12/26/07	01/22/08	003248525	44599	75,820	50,180	25,640	33.8%	COPR	HORWITH	CHUX245
12/26/07	01/22/08	003248526	44600	68,440	49,980	18,460	27.0%	COPR	HORWITH	CHUX245
12/26/07	01/22/08	003248527	44601	45,820	52,040	(6,220)	-13.6%	COPR	HORWITH	CHUX245
12/26/07	01/22/08	003248528	44602	33,820	52,220	(18,400)	-54.4%	COPR	HORWITH	CHUX293
12/26/07	01/22/08	003248529	44603	33,840	51,700	(17,860)	-52.8%	COPR	HORWITH	CHUX293
12/26/07	01/22/08	003248530	44604	7,940	51,660	(43,720)	-550.6%	COPR	HORWITH	JTLX30111
12/26/07	01/22/08	003248531	44605	68,160	50,500	17,660	25.9%	COPR	HORWITH	JTLX30111
12/26/07	01/22/08	003248532	44606	68,080	50,860	17,220	25.3%	COPR	HORWITH	JTLX30111
12/26/07	01/22/08	003248533	44607	59,780	50,900	8,880	14.9%	COPR	HORWITH	JTLX30111
12/26/07	01/22/08	003248534	44608	68,660	50,760	17,900	26.1%	COPR	HORWITH	JTLX30125
12/26/07	01/22/08	003248535	44609	68,120	50,560	17,560	25.8%	COPR	HORWITH	JTLX30125
12/26/07	01/22/08	003248536	44610	30,740	51,620	(20,880)	-67.9%	COPR	HORWITH	JTLX30125
12/26/07	01/22/08	003248537	44611	30,720	49,800	(19,080)	-62.1%	COPR	HORWITH	JTLX30125
12/26/07	01/22/08	003248538	44612	6,080	51,520	(45,440)	-747.4%	COPR	HORWITH	JTLX30140
12/26/07	01/22/08	003248539	44613	68,120	50,780	17,340	25.5%	COPR	HORWITH	JTLX30140
12/26/07	01/22/08	003248540	44614	67,000	50,760	16,240	24.2%	COPR	HORWITH	JTLX30140
12/26/07	01/22/08	003248541	44615	58,300	51,080	7,220	12.4%	COPR	HORWITH	JTLX30140
12/26/07	01/22/08	003248542	44616	9,880	50,480	(40,600)	-410.9%	COPR	HORWITH	CHUX213
12/26/07	01/22/08	003248543	44617	77,260	51,020	26,240	34.0%	COPR	HORWITH	CHUX213
12/26/07	01/22/08	003248544	44618	68,540	49,220	19,320	28.2%	COPR	HORWITH	CHUX213
12/26/07	01/22/08	003248545	44619	43,460	50,840	(7,380)	-17.0%	COPR	HORWITH	CHUX213
12/26/07	01/15/08	003248546	44620	68,340	51,080	17,260	25.3%	COPR	HORWITH	JTLX30106
12/26/07	01/15/08	003248547	44621	76,340	50,080	26,260	34.4%	COPR	HORWITH	JTLX30106
12/26/07	01/15/08	003248548	44622	27,760	49,300	(21,540)	-77.6%	COPR	HORWITH	JTLX30106
12/26/07	01/15/08	003248549	44623	27,760	51,660	(23,900)	-86.1%	COPR	HORWITH	JTLX30106
12/26/07	01/15/08	003248550	44624	68,680	51,420	17,260	25.1%	COPR	HORWITH	CITX300016
12/26/07	01/15/08	003248551	44625	44,880	50,700	(5,820)	-13.0%	COPR	HORWITH	CITX300016
12/26/07	01/15/08	003248552	44626	67,880	51,740	16,140	23.8%	COPR	HORWITH	CITX300016
12/26/07	01/15/08	003248553	44627	21,600	51,740	(30,140)	-139.5%	COPR	HORWITH	CITX300016
12/26/07	01/15/08	003248554	44628	22,120	52,020	(29,900)	-135.2%	COPR	HORWITH	CHUX208
12/26/07	01/15/08	003248555	44629	76,720	49,500	27,220	35.5%	COPR	HORWITH	CHUX208
12/26/07	01/15/08	003248556	44630	69,060	48,540	20,520	29.7%	COPR	HORWITH	CHUX208
12/26/07	01/15/08	003248557	44631	30,260	50,580	(20,320)	-67.2%	COPR	HORWITH	CHUX208
12/26/07	01/15/08	003248558	44632	38,500	49,700	(11,200)	-29.1%	COPR	HORWITH	CHUX305
12/26/07	01/15/08	003248559	44633	68,480	50,320	18,160	26.5%	COPR	HORWITH	CHUX305
12/26/07	01/15/08	003248560	44634	68,320	52,740	15,580	22.8%	COPR	HORWITH	CHUX305
12/26/07	01/22/08	003248561	44635	76,540	51,100	25,440	33.2%	COPR	HORWITH	JTLX261
12/26/07	01/15/08	003248562	44636	22,420	50,900	(28,480)	-127.0%	COPR	HORWITH	CHUX305
12/26/07	01/22/08	003248563	44637	76,320	51,560	24,760	32.4%	COPR	HORWITH	JTLX261
12/27/07	01/22/08	003248564	44638	66,140	49,320	16,820	25.4%	COPR	HORWITH	CITX300168

Honeywell

HONEYWELL SA-7 USE HAZARDOUS WASTE TRACKING (2006)										
Date Shipped	Date of Return Manifest	State Manifest	Man. Doc #	Facilty Manifest Weight (lbs)	Estimated Weight (lbs)	Manifest - Estimate (lbs)	Manifest - Estimate (%)	Material	Transporter	RAILCAR #
12/27/07	01/22/08	003248565	44639	66,380	50,420	15,960	24.0%	COPR	HORWITH	CITX300168
12/27/07	01/22/08	003248566	44640	33,000	48,640	(15,640)	-47.4%	COPR	HORWITH	CITX300168
12/27/07	01/22/08	003248567	44641	33,020	50,580	(17,560)	-53.2%	COPR	HORWITH	CITX300168
12/27/07	01/22/08	003248568	44642	51,700	51,820	(120)	-0.2%	COPR	HORWITH	CHUX323
12/27/07	01/22/08	003248569	44643	66,120	50,280	15,840	24.0%	COPR	HORWITH	CHUX323
12/27/07	01/22/08	003248570	44644	14,580	50,820	(36,240)	-248.6%	COPR	HORWITH	CHUX229
12/27/07	01/22/08	003248571	44645	75,840	51,660	24,180	31.9%	COPR	HORWITH	CHUX323
12/27/07	01/22/08	003248572	44646	8,260	50,860	(42,600)	-515.7%	COPR	HORWITH	CHUX323
12/27/07	01/22/08	003248573	44647	47,460	49,700	(2,240)	-4.7%	COPR	HORWITH	CHUX229
12/27/07	01/22/08	003248574	44648	65,720	48,420	17,300	26.3%	COPR	HORWITH	CHUX229
12/27/07	01/22/08	003248575	44649	66,520	49,640	16,880	25.4%	COPR	HORWITH	CHUX229
12/27/07	01/22/08	003248576	44650	75,800	49,840	25,960	34.2%	COPR	HORWITH	CITX300101
12/27/07	01/22/08	003248577	44651	32,220	49,440	(17,220)	-53.4%	COPR	HORWITH	CITX300101
12/27/07	01/22/08	003248578	44652	67,520	48,000	19,520	28.9%	COPR	HORWITH	CITX300101
12/27/07	01/22/08	003248579	44653	75,620	49,440	26,180	34.6%	COPR	HORWITH	JTLX30158
12/27/07	01/22/08	003248580	44654	19,380	51,260	(31,880)	-164.5%	COPR	HORWITH	CITX300101
12/27/07	01/22/08	003248581	44655	75,420	49,920	25,500	33.8%	COPR	HORWITH	JTLX30158
12/27/07	01/22/08	003248582	44656	21,360	48,960	(27,600)	-129.2%	COPR	HORWITH	JTLX30158
12/27/07	01/22/08	003248583	44657	21,360	48,020	(26,660)	-124.8%	COPR	HORWITH	JTLX30158
12/27/07	01/22/08	003248584	44658	67,560	48,000	19,560	29.0%	COPR	HORWITH	CITX300112
12/27/07	01/22/08	003248585	44659	68,020	49,860	18,160	26.7%	COPR	HORWITH	CITX300112
12/27/07	01/22/08	003248586	44660	26,720	50,060	(23,340)	-87.4%	COPR	HORWITH	CITX300112
12/27/07	01/22/08	003248587	44661	13,360	51,760	(38,400)	-287.4%	COPR	HORWITH	NDYX320461
12/27/07	01/22/08	003248588	44662	26,700	50,320	(23,620)	-88.5%	COPR	HORWITH	CITX300112
12/27/07	01/22/08	003248589	44663	64,480	50,000	14,480	22.5%	COPR	HORWITH	NDYX320461
12/27/07	01/22/08	003248590	44664	54,520	49,120	5,400	9.9%	COPR	HORWITH	NDYX320461
12/27/07	01/22/08	003248591	44665	66,840	51,620	15,220	22.8%	COPR	HORWITH	NDYX320461
12/27/07	02/04/08	003248592	44666	78,440	51,980	26,460	33.7%	COPR	HORWITH	CHUX184
12/27/07	02/04/08	003248593	44667	64,120	51,600	12,520	19.5%	COPR	HORWITH	CHUX184
12/27/07	02/04/08	003248594	44668	29,180	48,940	(19,760)	-67.7%	COPR	HORWITH	CHUX184
12/27/07	02/04/08	003248595	44669	29,180	50,620	(21,440)	-73.5%	COPR	HORWITH	CHUX184
12/27/07	01/22/08	003248596	44670	64,200	49,360	14,840	23.1%	COPR	HORWITH	NRLX528336
12/27/07	01/22/08	003248597	44671	39,040	48,000	(8,960)	-23.0%	COPR	HORWITH	NRLX528336
12/27/07	01/22/08	003248598	44672	67,720	50,600	17,120	25.3%	COPR	HORWITH	NRLX528336
12/27/07	01/22/08	003248599	44673	22,600	49,540	(26,940)	-119.2%	COPR	HORWITH	NRLX528336
12/27/07	01/22/08	003248600	44674	66,420	49,520	16,900	25.4%	COPR	HORWITH	JTLX50
12/27/07	01/22/08	003248601	44675	34,160	50,280	(16,120)	-47.2%	COPR	HORWITH	JTLX50
12/27/07	01/22/08	003248602	44676	46,380	49,660	(3,280)	-7.1%	COPR	HORWITH	JTLX50
12/27/07	01/22/08	003248603	44677	42,400	49,960	(7,560)	-17.8%	COPR	HORWITH	JTLX50
12/27/07	01/22/08	003248604	44678	74,980	51,300	23,680	31.6%	COPR	HORWITH	JTLX30109
12/27/07	01/22/08	003248605	44679	68,320	51,380	16,940	24.8%	COPR	HORWITH	JTLX30109
12/27/07	01/22/08	003248606	44680	29,060	51,460	(22,400)	-77.1%	COPR	HORWITH	JTLX30109
12/27/07	01/22/08	003248607	44681	29,060	51,020	(21,960)	-75.6%	COPR	HORWITH	JTLX30109
12/27/07	01/22/08	003248608	44682	16,200	49,720	(33,520)	-206.9%	COPR	HORWITH	JTLX30150
12/27/07	01/22/08	003248609	44683	67,560	50,300	17,260	25.5%	COPR	HORWITH	JTLX30150
12/27/07	01/22/08	003248610	44684	65,680	51,280	14,400	21.9%	COPR	HORWITH	JTLX30150
12/27/07	01/22/08	003248611	44685	48,140	48,780	(640)	-1.3%	COPR	HORWITH	JTLX30150
12/27/07	01/22/08	003248612	44686	21,960	47,000	(25,040)	-114.0%	COPR	HORWITH	JTLX261
12/27/07	01/22/08	003248613	44687	21,960	49,900	(27,940)	-127.2%	COPR	HORWITH	JTLX261
12/27/07	01/22/08	003248614	44688	49,280	48,020	1,260	2.6%	COPR	HORWITH	DJLX98504
12/27/07	01/22/08	003248615	44689	76,120	46,880	29,240	38.4%	COPR	HORWITH	DJLX98504
12/27/07	01/22/08	003248616	44690	40,580	49,620	(9,040)	-22.3%	COPR	HORWITH	JTLX30153
12/27/07	01/22/08	003248617	44691	36,240	48,060	(11,820)	-32.6%	COPR	HORWITH	JTLX30153
12/27/07	01/22/08	003248618	44692	67,980	48,380	19,600	28.8%	COPR	HORWITH	JTLX30153
12/27/07	01/22/08	003248619	44693	51,340	49,600	1,740	3.4%	COPR	HORWITH	JTLX30153
12/27/07	01/22/08	003248620	44694	43,860	51,440	(7,580)	-17.3%	COPR	HORWITH	JTLX94
12/27/07	01/22/08	003248621	44695	67,320	51,520	15,800	23.5%	COPR	HORWITH	JTLX94
12/27/07	01/22/08	003248622	44696	65,900	51,640	14,260	21.6%	COPR	HORWITH	JTLX94
12/27/07	01/22/08	003248623	44697	25,940	52,080	(26,140)	-100.8%	COPR	HORWITH	JTLX94
12/27/07	01/22/08	003248624	44698	31,820	49,400	(17,580)	-55.2%	COPR	HORWITH	CHUX149
12/27/07	01/22/08	003248625	44699	76,800	52,020	24,780	32.3%	COPR	HORWITH	CHUX149
12/27/07	01/22/08	003248626	44700	69,600	50,720	18,880	27.1%	COPR	HORWITH	CHUX149
12/27/07	01/22/08	003248627	44701	20,840	49,580	(28,740)	-137.9%	COPR	HORWITH	CHUX149
12/27/07	01/22/08	003248628	44702	68,060	51,420	16,640	24.4%	COPR	HORWITH	CITX300110
12/27/07	01/22/08	003248629	44703	33,580	52,400	(18,820)	-56.0%	COPR	HORWITH	CITX300110
12/27/07	01/22/08	003248630	44704	67,100	49,940	17,160	25.6%	COPR	HORWITH	CITX300110
12/27/07	01/22/08	003248631	44705	33,560	50,120	(16,560)	-49.3%	COPR	HORWITH	CITX300110
12/28/07	01/22/08	003248632	44706	67,980	51,800	16,180	23.8%	COPR	HORWITH	HLMX1102
12/28/07	01/22/08	003248633	44707	68,380	49,960	18,420	26.9%	COPR	HORWITH	HLMX1102
12/28/07	01/22/08	003248634	44708	33,800	49,340	(15,540)	-46.0%	COPR	HORWITH	HLMX1102
12/28/07	01/22/08	003248635	44709	33,800	49,480	(15,680)	-46.4%	COPR	HORWITH	HLMX1102
12/28/07	01/22/08	003248636	44710	12,480	50,100	(37,620)	-301.4%	COPR	HORWITH	CEFX35248
12/28/07	01/22/08	003248637	44711	69,040	49,740	19,300	28.0%	COPR	HORWITH	CEFX35248
12/28/07	01/22/08	003248638	44712	68,940	50,280	18,660	27.1%	COPR	HORWITH	CEFX35248

HONEYWELL SA-7 USE HAZARDOUS WASTE TRACKING (2006)										
Date Shipped	Date of Return Manifest	State Manifest	Man. Doc #	Facilty Manifest Weight (lbs)	Estimated Weight (lbs)	Manifest - Estimate (lbs)	Manifest - Estimate (%)	Material	Transporter	RAILCAR #
12/28/07	01/22/08	003248639	44713	50,300	51,620	(1,320)	-2.6%	COPR	HORWITH	CEFX35248
12/28/07	01/22/08	003248640	44714	9,380	51,380	(42,000)	-447.8%	COPR	HORWITH	NRLX527564
12/28/07	01/22/08	003248641	44715	65,920	50,920	15,000	22.8%	COPR	HORWITH	NRLX527564
12/28/07	01/22/08	000857850	44716	66,980	51,620	15,360	22.9%	COPR	HORWITH	NRLX527564
12/28/07	01/22/08	003248644	44717	67,620	52,100	15,520	23.0%	COPR	HORWITH	NRLX527564
12/28/07	01/22/08	003248645	44718	68,220	51,200	17,020	24.9%	COPR	HORWITH	NDYX320343
12/28/07	01/22/08	003248646	44719	68,260	50,880	17,380	25.5%	COPR	HORWITH	NDYX320343
12/28/07	01/22/08	003248647	44720	36,420	50,020	(13,600)	-37.3%	COPR	HORWITH	NDYX320343
12/28/07	01/22/08	003248648	44721	31,080	50,800	(19,720)	-63.4%	COPR	HORWITH	NDYX320343
12/28/07	01/22/08	003248649	44722	11,840	49,060	(37,220)	-314.4%	COPR	HORWITH	CEFX31067
12/28/07	01/22/08	003248650	44723	17,660	49,200	(31,540)	-178.6%	COPR	HORWITH	CEFX31067
12/28/07	01/22/08	003248651	44724	67,600	49,840	17,760	26.3%	COPR	HORWITH	CEFX31067
12/28/07	01/22/08	003248652	44725	104,040	50,960	53,080	51.0%	COPR	HORWITH	CEFX31067
12/28/07	01/22/08	003248653	44726	67,180	50,740	16,440	24.5%	COPR	HORWITH	NRLX526288
12/28/07	01/22/08	003248654	44727	28,880	49,460	(20,580)	-71.3%	COPR	HORWITH	NRLX526288
12/28/07	01/22/08	003248655	44728	65,900	48,280	17,620	26.7%	COPR	HORWITH	NRLX526288
12/28/07	01/22/08	003248656	44729	28,900	48,020	(19,120)	-66.2%	COPR	HORWITH	NRLX526288
12/28/07	01/22/08	003248657	44730	68,100	47,840	20,260	29.8%	COPR	HORWITH	NRLX526241
12/28/07	01/22/08	000857851	44731	67,300	48,840	18,460	27.4%	COPR	HORWITH	NRLX526241
12/28/07	01/22/08	003248658	44732	29,120	50,840	(21,720)	-74.6%	COPR	HORWITH	NRLX526241
12/28/07	01/22/08	003248659	44733	29,120	49,980	(20,860)	-71.6%	COPR	HORWITH	NRLX526241
12/28/07	01/22/08	003248660	44734	7,180	48,780	(41,600)	-579.4%	COPR	HORWITH	CHUX124
12/28/07	01/22/08	003248661	44735	67,320	49,820	17,500	26.0%	COPR	HORWITH	CHUX124
12/28/07	01/22/08	003248662	44736	61,400	49,780	11,620	18.9%	COPR	HORWITH	CHUX124
12/28/07	01/22/08	003248663	44737	60,360	49,960	10,400	17.2%	COPR	HORWITH	CHUX124
12/28/07	01/22/08	003248664	44738	67,600	48,420	19,180	28.4%	COPR	HORWITH	CHUX250
12/28/07	01/22/08	003248665	44739	76,260	52,260	24,000	31.5%	COPR	HORWITH	CHUX250
12/28/07	01/22/08	003248666	44740	28,400	47,520	(19,120)	-67.3%	COPR	HORWITH	CHUX250
12/28/07	01/22/08	003248668	44741	33,900	49,180	(15,280)	-45.1%	COPR	HORWITH	CHUX200
12/28/07	01/22/08	003248669	44742	28,400	50,280	(21,880)	-77.0%	COPR	HORWITH	CHUX250
12/28/07	01/22/08	003248670	44743	55,640	47,500	8,140	14.6%	COPR	HORWITH	CHUX200
12/28/07	01/22/08	003248671	44744	67,580	49,000	18,580	27.5%	COPR	HORWITH	CHUX200
12/28/07	01/22/08	003248672	44745	33,860	48,060	(14,200)	-41.9%	COPR	HORWITH	CITX300105
12/28/07	01/22/08	003248673	44746	33,920	49,780	(15,860)	-46.8%	COPR	HORWITH	CHUX200
12/28/07	01/22/08	003248674	44747	75,840	49,080	26,760	35.3%	COPR	HORWITH	CITX300105
12/28/07	01/22/08	003248675	44748	76,900	49,420	27,480	35.7%	COPR	HORWITH	CITX300105
12/28/07	01/22/08	003248676	44749	13,060	51,480	(38,420)	-294.2%	COPR	HORWITH	CITX300105
12/28/07	01/22/08	003248677	44750	21,880	51,400	(29,520)	-134.9%	COPR	HORWITH	NDYX320465
12/28/07	01/22/08	003248678	44751	76,180	51,620	24,560	32.2%	COPR	HORWITH	NDYX320465
12/28/07	01/22/08	003248679	44752	67,840	51,000	16,840	24.8%	COPR	HORWITH	NDYX320465
12/28/07	01/22/08	003248680	44753	36,980	50,820	(13,840)	-37.4%	COPR	HORWITH	NDYX320465
12/28/07	01/22/08	003248681	44754	76,520	51,680	24,840	32.5%	COPR	HORWITH	JTLX74
12/28/07	01/22/08	003248682	44755	75,860	50,160	25,700	33.9%	COPR	HORWITH	JTLX74
12/28/07	01/22/08	003248683	44756	26,780	52,600	(25,820)	-96.4%	COPR	HORWITH	JTLX74
12/28/07	01/22/08	003248684	44757	26,800	52,040	(25,240)	-94.2%	COPR	HORWITH	JTLX74
12/28/07	01/22/08	003248685	44758	32,700	50,420	(17,720)	-54.2%	COPR	HORWITH	CEFZ31051
12/28/07	01/22/08	003248686	44759	68,520	52,020	16,500	24.1%	COPR	HORWITH	CEFZ31051
12/28/07	01/22/08	003248687	44760	76,360	51,320	25,040	32.8%	COPR	HORWITH	CEFZ31051
12/28/07	01/22/08	003248688	44761	27,720	47,820	(20,100)	-72.5%	COPR	HORWITH	CEFZ31051
12/28/07	01/22/08	003248689	44762	30,240	51,040	(20,800)	-68.8%	COPR	HORWITH	JTLX30154
12/28/07	01/22/08	003248690	44763	67,680	50,200	17,480	25.8%	COPR	HORWITH	JTLX30154
12/28/07	01/22/08	003248691	44764	66,320	49,380	16,940	25.5%	COPR	HORWITH	JTLX30154
12/28/07	01/22/08	003248692	44765	34,040	51,380	(17,340)	-50.9%	COPR	HORWITH	JTLX30154
12/28/07	01/22/08	003248693	44766	16,840	50,480	(33,640)	-199.8%	COPR	HORWITH	JTLZ30161
12/28/07	01/22/08	003248694	44767	66,580	50,760	15,820	23.8%	COPR	HORWITH	JTLZ30161
12/28/07	01/22/08	003248695	44768	76,780	52,580	24,200	31.5%	COPR	HORWITH	JTLZ30161
12/28/07	01/22/08	003248696	44769	43,080	50,000	(6,920)	-16.1%	COPR	HORWITH	JTLZ30161
12/28/07	01/22/08	003248697	44770	11,460	49,600	(38,140)	-332.8%	COPR	HORWITH	NRLX528376
12/28/07	01/22/08	003248698	44771	66,000	48,020	17,980	27.2%	COPR	HORWITH	NRLX528376
12/28/07	01/22/08	003248699	44772	68,440	49,580	18,860	27.6%	COPR	HORWITH	NRLX528376
12/28/07	01/22/08	003248700	44773	50,540	50,960	(420)	-0.8%	COPR	HORWITH	NRLX528376
12/28/07	01/22/08	003248701	44774	32,500	49,420	(16,920)	-52.1%	COPR	HORWITH	DJLX98504
12/28/07	01/22/08	003248702	44775	32,500	50,340	(17,840)	-54.9%	COPR	HORWITH	DJLX98504
12/31/07	01/23/08	003248703	44776	76,100	49,540	26,560	34.9%	COPR	HORWITH	JTLX254
12/31/07	01/23/08	003248704	44777	77,100	50,140	26,960	35.0%	COPR	HORWITH	JTLX254
12/31/07	01/23/08	003248705	44778	18,440	51,000	(32,560)	-176.6%	COPR	HORWITH	JTLX254
12/31/07	01/23/08	003248706	44779	18,420	48,980	(30,560)	-165.9%	COPR	HORWITH	JTLX254
12/31/07	01/23/08	003248707	44780	55,420	51,540	3,880	7.0%	COPR	HORWITH	CHUX178
12/31/07	01/23/08	003248708	44781	28,160	48,920	(20,760)	-73.7%	COPR	HORWITH	CHUX257
12/31/07	01/23/08	003248709	44782	67,720	50,600	17,120	25.3%	COPR	HORWITH	CHUX178
12/31/07	01/23/08	003248710	44783	38,560	49,220	(10,660)	-27.6%	COPR	HORWITH	CHUX178
12/31/07	01/23/08	003248711	44784	77,280	50,180	27,100	35.1%	COPR	HORWITH	CHUX257
12/31/07	01/23/08	003248712	44785	38,560	50,760	(12,200)	-31.6%	COPR	HORWITH	CHUX178
12/31/07	01/23/08	003248713	44786	69,360	51,460	17,900	25.8%	COPR	HORWITH	CHUX257

Honeywell

HONEYWELL SA-7 USE HAZARDOUS WASTE TRACKING (2006)										
Date Shipped	Date of Return Manifest	State Manifest	Man. Doc #	Facilty Manifest Weight (lbs)	Estimated Weight (lbs)	Manifest - Estimate (lbs)	Manifest - Estimate (%)	Material	Transporter	RAILCAR #
12/31/07	01/23/08	003248714	44787	21,560	48,980	(27,420)	-127.2%	COPR	HORWITH	CHUX257
12/31/07	01/23/08	003248715	44788	7,680	50,500	(42,820)	-557.6%	COPR	HORWITH	CEFX35816
12/31/07	01/23/08	003248716	44789	67,620	50,100	17,520	25.9%	COPR	HORWITH	CEFX35816
12/31/07	01/23/08	003248717	44790	68,300	49,660	18,640	27.3%	COPR	HORWITH	NDYX320329
12/31/07	01/23/08	003248718	44791	77,580	50,820	26,760	34.5%	COPR	HORWITH	CEFX35816
12/31/07	01/23/08	003248719	44792	47,940	52,500	(4,560)	-9.5%	COPR	HORWITH	CEFX35816
12/31/07	01/23/08	003248720	44793	63,940	50,880	13,060	20.4%	COPR	HORWITH	NDYX320329
12/31/07	01/23/08	003248721	44794	29,900	49,920	(20,020)	-67.0%	COPR	HORWITH	NDYX320329
12/31/07	01/23/08	003248722	44795	29,900	49,720	(19,820)	-66.3%	COPR	HORWITH	NDYX320329
12/31/07	01/23/08	003248723	44796	67,680	50,120	17,560	25.9%	COPR	HORWITH	CITX300021
12/31/07	01/23/08	003248724	44797	67,200	50,200	17,000	25.3%	COPR	HORWITH	CITX300021
12/31/07	01/23/08	003248725	44798	28,360	49,080	(20,720)	-73.1%	COPR	HORWITH	CITX300021
12/31/07	01/23/08	003248726	44799	67,500	49,480	18,020	26.7%	COPR	HORWITH	CHUX333
12/31/07	01/23/08	003248727	44800	28,340	49,580	(21,240)	-74.9%	COPR	HORWITH	CITX300021
12/31/07	01/23/08	003248728	44801	64,280	50,660	13,620	21.2%	COPR	HORWITH	CHUX333
12/31/07	01/23/08	003248729	44802	33,400	48,760	(15,360)	-46.0%	COPR	HORWITH	CHUX333
12/31/07	01/23/08	003248730	44803	33,400	48,720	(15,320)	-45.9%	COPR	HORWITH	CHUX333
12/31/07	01/23/08	003248731	44804	32,680	50,320	(17,640)	-54.0%	COPR	HORWITH	JTLX273
12/31/07	01/23/08	003248732	44805	76,060	49,000	27,060	35.6%	COPR	HORWITH	JTLX273
12/31/07	01/23/08	003248733	44806	63,080	49,900	13,180	20.9%	COPR	HORWITH	JTLX273
12/31/07	01/23/08	003248734	44807	24,140	49,140	(25,000)	-103.6%	COPR	HORWITH	JTLX273
12/31/07	01/23/08	003248735	44808	51,980	51,100	880	1.7%	COPR	HORWITH	JTLX4058
12/31/07	01/23/08	003248736	44809	67,220	49,260	17,960	26.7%	COPR	HORWITH	JTLX4058
12/31/07	01/23/08	003248737	44810	63,240	51,100	12,140	19.2%	COPR	HORWITH	JTLX4058
12/31/07	01/23/08	003248738	44811	11,620	50,720	(39,100)	-336.5%	COPR	HORWITH	JTLX4058
12/31/07	01/23/08	003248739	44812	44,840	50,940	(6,100)	-13.6%	COPR	HORWITH	JTLX30166
12/31/07	01/23/08	003248740	44813	68,400	51,800	16,600	24.3%	COPR	HORWITH	JTLX30166
12/31/07	01/23/08	003248741	44814	67,080	50,220	16,860	25.1%	COPR	HORWITH	JTLX30166
12/31/07	01/23/08	003248742	44815	16,420	50,060	(33,640)	-204.9%	COPR	HORWITH	JTLX30166

02/06/79	SITE TONS (Month)	DEC SUB-TOTAL:	57,412,920	57,785,140	(372,220)	-0.65%
05/07/18	TONS (Site)	CUMULATIVE TOTAL:	736,402,920	743,891,280	(743,860,380)	-101.01%
02/05/08	TONS (Facility)	CUMULATIVE TOTAL:	736,402,920	743,891,280	7,488,360	1.02%

Honeywell

HONEYWELL SA-7 USE HAZARDOUS WASTE TRACKING (2006)										
Date Shipped	Date of Return Manifest	State Manifest	Man. Doc #	Facilty Manifest Weight (lbs)	Estimated Weight (lbs)	Manifest - Estimate (lbs)	Manifest - Estimate (%)	Material	Transporter	RAILCAR #
01/02/08	01/23/08	003248743	50000	76,500	50,980	25,520	33.4%	COPR	HORWITH	CITX300023
01/02/08	01/23/08	003248744	50001	69,460	49,600	19,860	28.6%	COPR	HORWITH	CITX300023
01/02/08	01/23/08	003248745	50002	25,260	48,380	(23,120)	-91.5%	COPR	HORWITH	CITX300023
01/02/08	01/23/08	003248746	50003	25,240	49,580	(24,340)	-96.4%	COPR	HORWITH	CITX300023
01/02/08	01/23/08	003248747	50004	37,200	50,040	(12,840)	-34.5%	COPR	HORWITH	CEFX35843
01/02/08	01/23/08	003248748	50005	66,200	50,380	15,820	23.9%	COPR	HORWITH	CEFX35843
01/02/08	01/23/08	003248749	50006	6,060	51,360	(45,300)	-747.5%	COPR	HORWITH	CEFX35843
01/02/08	01/23/08	003248750	50007	92,480	50,040	42,440	45.9%	COPR	HORWITH	CEFX35843
01/02/08	01/23/08	003248751	50008	67,200	51,340	15,860	23.6%	COPR	HORWITH	CHUX133
01/02/08	01/23/08	003248752	50009	66,140	51,340	14,800	22.4%	COPR	HORWITH	CHUX133
01/02/08	01/23/08	003248753	50010	34,020	48,940	(14,920)	-43.9%	COPR	HORWITH	CHUX133
01/02/08	01/23/08	003248754	50011	34,020	50,000	(15,980)	-47.0%	COPR	HORWITH	CHUX133
01/02/08	01/23/08	003248755	50012	51,380	48,000	3,380	6.6%	COPR	HORWITH	NDYX320467
01/02/08	01/23/08	003248756	50013	67,140	49,820	17,320	25.8%	COPR	HORWITH	NDYX320467
01/02/08	01/23/08	003248757	50014	33,140	48,740	(15,600)	-47.1%	COPR	HORWITH	NDYX320467
01/02/08	01/23/08	003248758	50015	33,140	48,020	(14,880)	-44.9%	COPR	HORWITH	NDYX320467
01/02/08	01/23/08	003248759	50016	34,840	48,640	(13,800)	-39.6%	COPR	HORWITH	CHUX122
01/02/08	01/23/08	003248760	50017	76,860	50,500	26,360	34.3%	COPR	HORWITH	CHUX122
01/02/08	01/23/08	003248761	50018	68,100	50,140	17,960	26.4%	COPR	HORWITH	CHUX122
01/02/08	01/23/08	003248762	50019	16,220	49,840	(33,620)	-207.3%	COPR	HORWITH	CHUX122
01/02/08	01/23/08	003248763	50020	76,680	49,340	27,340	35.7%	COPR	HORWITH	CHUX128
01/02/08	01/23/08	003248764	50021	76,400	49,160	27,240	35.7%	COPR	HORWITH	CHUX128
01/02/08	01/23/08	003248765	50022	20,440	48,760	(28,320)	-138.6%	COPR	HORWITH	CHUX128
01/02/08	01/23/08	003248766	50023	20,440	48,840	(28,400)	-138.9%	COPR	HORWITH	CHUX128
01/02/08	01/23/08	003248767	50024	17,060	50,700	(33,640)	-197.2%	COPR	HORWITH	CITX300100
01/02/08	01/23/08	003248768	50025	67,920	50,320	17,600	25.9%	COPR	HORWITH	CITX300100
01/02/08	01/23/08	003248769	50026	66,700	50,140	16,560	24.8%	COPR	HORWITH	CITX300100
01/02/08	01/23/08	003248770	50027	43,560	49,380	(5,820)	-13.4%	COPR	HORWITH	CITX300100
01/02/08	01/23/08	003248771	50028	66,820	48,800	18,020	27.0%	COPR	HORWITH	JTLX236
01/02/08	01/23/08	003248772	50029	76,860	50,960	25,900	33.7%	COPR	HORWITH	JTLX236
01/02/08	01/23/08	003248773	50030	25,600	49,660	(24,060)	-94.0%	COPR	HORWITH	JTLX236
01/02/08	01/23/08	003248774	50031	25,600	50,820	(25,220)	-98.5%	COPR	HORWITH	JTLX236
01/02/08	01/23/08	003248775	50032	23,440	51,040	(27,600)	-117.7%	COPR	HORWITH	JTLX30138
01/02/08	01/23/08	003248776	50033	67,840	50,160	17,680	26.1%	COPR	HORWITH	JTLX30138
01/02/08	01/23/08	003248777	50034	68,360	50,480	17,880	26.2%	COPR	HORWITH	JTLX30138
01/02/08	01/23/08	003248778	50035	37,560	48,860	(11,300)	-30.1%	COPR	HORWITH	JTLX30138
01/02/08	01/23/08	003248779	50036	20,780	50,620	(29,840)	-143.6%	COPR	HORWITH	JTLX30108
01/02/08	01/23/08	003248780	50037	68,180	48,160	20,020	29.4%	COPR	HORWITH	JTLX30108
01/02/08	01/23/08	003248781	50038	67,840	48,400	19,440	28.7%	COPR	HORWITH	JTLX30108
01/02/08	01/23/08	003248782	50039	38,120	49,940	(11,820)	-31.0%	COPR	HORWITH	JTLX30108
01/02/08	01/23/08	003248783	50040	51,380	50,980	400	0.8%	COPR	HORWITH	NRLX527572
01/02/08	01/23/08	003248784	50041	68,800	50,680	18,120	26.3%	COPR	HORWITH	NRLX527572
01/02/08	01/23/08	003248785	50042	66,300	49,980	16,320	24.6%	COPR	HORWITH	NRLX527572
01/02/08	01/23/08	003248786	50043	12,100	50,440	(38,340)	-316.9%	COPR	HORWITH	NRLX527572
01/02/08	01/23/08	003248787	50044	49,980	50,620	(640)	-1.3%	COPR	HORWITH	NDYX320342
01/02/08	01/23/08	003248788	50045	68,660	52,300	16,360	23.8%	COPR	HORWITH	NDYX320342
01/02/08	01/23/08	003248789	50046	67,740	50,720	17,020	25.1%	COPR	HORWITH	NDYX320342
01/02/08	01/23/08	003248790	50047	37,920	50,080	(12,160)	-32.1%	COPR	HORWITH	JTLX30115
01/02/08	01/23/08	003248791	50048	16,840	51,160	(34,320)	-203.8%	COPR	HORWITH	NDYX320342
01/02/08	01/23/08	003248792	50049	74,040	51,580	22,460	30.3%	COPR	HORWITH	JTLX30115
01/02/08	01/23/08	003248793	50050	69,140	49,800	19,340	28.0%	COPR	HORWITH	JTLX30115
01/02/08	01/23/08	003248794	50051	18,480	51,260	(32,780)	-177.4%	COPR	HORWITH	JTLX30115
01/02/08	01/23/08	003248795	50052	42,720	51,700	(8,980)	-21.0%	COPR	HORWITH	JTLX30160
01/02/08	01/23/08	003248796	50053	64,820	50,000	14,820	22.9%	COPR	HORWITH	JTLX30160
01/02/08	01/23/08	003248797	50054	65,700	51,560	14,140	21.5%	COPR	HORWITH	JTLX30160
01/02/08	01/23/08	003248798	50055	28,620	50,600	(21,980)	-76.8%	COPR	HORWITH	JTLX30160
01/02/08	01/23/08	003248799	50056	36,060	51,040	(14,980)	-41.5%	COPR	HORWITH	CHUX143
01/02/08	01/23/08	003248800	50057	67,560	51,320	16,240	24.0%	COPR	HORWITH	CHUX143
01/02/08	01/23/08	003248801	50058	68,180	49,520	18,660	27.4%	COPR	HORWITH	CHUX143
01/02/08	01/23/08	003248802	50059	19,180	49,760	(30,580)	-159.4%	COPR	HORWITH	CHUX143
01/02/08	01/23/08	003248803	50060	30,740	49,880	(19,140)	-62.3%	COPR	HORWITH	CEFX33358
01/02/08	01/23/08	003248804	50061	29,940	50,420	(20,480)	-68.4%	COPR	HORWITH	NDYX320335
01/02/08	01/23/08	003248805	50062	74,440	50,620	23,820	32.0%	COPR	HORWITH	CEFX33358
01/02/08	01/23/08	003248806	50063	68,260	50,640	17,620	25.8%	COPR	HORWITH	CEFX33358
01/02/08	01/23/08	003248807	50064	31,960	48,960	(17,000)	-53.2%	COPR	HORWITH	CEFX33358
01/02/08	01/23/08	003248808	50065	14,940	51,160	(36,220)	-242.4%	COPR	HORWITH	NDYX320437
01/02/08	01/23/08	003248809	50066	68,860	51,040	17,820	25.9%	COPR	HORWITH	NDYX320437
01/02/08	01/23/08	003248810	50067	69,020	49,960	19,060	27.6%	COPR	HORWITH	NDYX320437
01/02/08	01/23/08	003248811	50068	46,260	49,440	(3,180)	-6.9%	COPR	HORWITH	NDYX320437
01/02/08	01/23/08	003248812	50069	76,520	47,220	29,300	38.3%	COPR	HORWITH	NDYX320335
01/02/08	01/23/08	003248813	50070	76,640	49,140	27,500	35.9%	COPR	HORWITH	NDYX320335
01/02/08	01/23/08	003248814	50071	9,120	50,580	(41,460)	-454.6%	COPR	HORWITH	NDYX320335
01/03/08	01/23/08	003248815	50072	7,760	48,400	(40,640)	-523.7%	COPR	HORWITH	CEFX33342
01/03/08	01/23/08	003248816	50073	67,420	48,020	19,400	28.8%	COPR	HORWITH	CEFX33342

Honeywell

HONEYWELL SA-7 USE HAZARDOUS WASTE TRACKING (2006)										
Date Shipped	Date of Return Manifest	State Manifest	Man. Doc #	Facilty Manifest Weight (lbs)	Estimated Weight (lbs)	Manifest - Estimate (lbs)	Manifest - Estimate (%)	Material	Transporter	RAILCAR #
01/03/08	01/23/08	003248817	50074	64,020	48,400	15,620	24.4%	COPR	HORWITH	CEFX33342
01/03/08	01/23/08	003248818	50075	53,220	50,260	2,960	5.6%	COPR	HORWITH	CEFX33342
01/03/08	01/23/08	003248819	50076	67,880	49,980	17,900	26.4%	COPR	HORWITH	CHUX322
01/03/08	01/23/08	003248820	50077	60,080	49,600	10,480	17.4%	COPR	HORWITH	CHUX322
01/03/08	01/23/08	003248821	50078	34,220	51,440	(17,220)	-50.3%	COPR	HORWITH	CHUX322
01/03/08	01/23/08	003248822	50079	34,220	51,260	(17,040)	-49.8%	COPR	HORWITH	CHUX322
01/03/08	01/23/08	003248823	50080	67,520	50,580	16,940	25.1%	COPR	HORWITH	CHUX325
01/03/08	01/23/08	003248824	50081	66,040	50,880	15,160	23.0%	COPR	HORWITH	CHUX325
01/03/08	01/23/08	003248825	50082	34,360	50,780	(16,420)	-47.8%	COPR	HORWITH	CHUX325
01/03/08	01/23/08	003248826	50083	34,340	49,720	(15,380)	-44.8%	COPR	HORWITH	CHUX325
01/03/08	01/23/08	003248827	50084	67,520	48,180	19,340	28.6%	COPR	HORWITH	JTLX232
01/03/08	01/23/08	003248828	50085	67,720	49,400	18,320	27.1%	COPR	HORWITH	JTLX232
01/03/08	01/23/08	003248829	50086	25,940	48,720	(22,780)	-87.8%	COPR	HORWITH	JTLX232
01/03/08	01/23/08	003248830	50087	25,940	48,960	(23,020)	-88.7%	COPR	HORWITH	JTLX232
01/03/08	01/23/08	003248831	50088	9,420	48,940	(39,520)	-419.5%	COPR	HORWITH	CEFX35833
01/03/08	01/23/08	003248832	50089	65,740	48,060	17,680	26.9%	COPR	HORWITH	CEFX35833
01/03/08	01/23/08	003248833	50090	66,580	50,600	15,980	24.0%	COPR	HORWITH	CEFX35833
01/03/08	01/23/08	003248834	50091	49,240	48,020	1,220	2.5%	COPR	HORWITH	CEFX35833
01/03/08	01/23/08	003248835	50092	58,680	49,500	9,180	15.6%	COPR	HORWITH	CITX300120
01/03/08	01/23/08	003248836	50093	76,020	48,000	28,020	36.9%	COPR	HORWITH	CITX300120
01/03/08	01/23/08	003248837	50094	28,960	48,660	(19,700)	-68.0%	COPR	HORWITH	CITX300120
01/03/08	01/23/08	003248838	50095	28,960	49,140	(20,180)	-69.7%	COPR	HORWITH	CITX300120
01/03/08	02/04/08	003248839	50096	69,860	49,560	20,300	29.1%	COPR	HORWITH	CHUX296
01/03/08	02/04/08	003248840	50097	60,320	48,040	12,280	20.4%	COPR	HORWITH	CHUX296
01/03/08	02/04/08	003248841	50098	34,060	50,360	(16,300)	-47.9%	COPR	HORWITH	CHUX296
01/03/08	02/04/08	003248842	50099	34,080	50,260	(16,180)	-47.5%	COPR	HORWITH	CHUX296
01/03/08	01/23/08	003248843	50100	69,120	50,020	19,100	27.6%	COPR	HORWITH	CITX300162
01/03/08	01/23/08	003248844	50101	59,800	48,920	10,880	18.2%	COPR	HORWITH	CITX300162
01/03/08	01/23/08	003248845	50102	33,660	50,920	(17,260)	-51.3%	COPR	HORWITH	CITX300162
01/03/08	01/23/08	003248846	50103	33,660	50,460	(16,800)	-49.9%	COPR	HORWITH	CITX300162
01/03/08	01/23/08	003248847	50104	53,400	49,760	3,640	6.8%	COPR	HORWITH	JTLX240
01/03/08	01/23/08	003248848	50105	75,420	49,780	25,640	34.0%	COPR	HORWITH	JTLX240
01/03/08	01/23/08	003248849	50106	34,040	48,200	(14,160)	-41.6%	COPR	HORWITH	JTLX240
01/03/08	01/23/08	003248850	50107	34,040	49,680	(15,640)	-45.9%	COPR	HORWITH	JTLX240
01/03/08	02/08/08	003248851	50108	22,260	51,180	(28,920)	-129.9%	COPR	HORWITH	NDYX320471
01/03/08	02/08/08	003248852	50109	75,620	50,700	24,920	33.0%	COPR	HORWITH	NDYX320471
01/03/08	02/08/08	003248853	50110	65,620	49,800	15,820	24.1%	COPR	HORWITH	NDYX320471
01/03/08	02/08/08	003248854	50111	40,260	52,060	(11,800)	-29.3%	COPR	HORWITH	NDYX320471
01/03/08	01/23/08	003248855	50112	22,520	51,260	(28,740)	-127.6%	COPR	HORWITH	JTLX276
01/03/08	01/23/08	003248856	50113	68,060	49,640	18,420	27.1%	COPR	HORWITH	JTLX276
01/03/08	01/23/08	003248857	50114	67,900	50,680	17,220	25.4%	COPR	HORWITH	JTLX276
01/03/08	01/23/08	003248858	50115	42,400	51,840	(9,440)	-22.3%	COPR	HORWITH	JTLX276
01/03/08	01/23/08	003248859	50116	17,300	50,460	(33,160)	-191.7%	COPR	HORWITH	JTLX30127
01/03/08	01/23/08	003248860	50117	60,400	49,760	10,640	17.6%	COPR	HORWITH	JTLX30127
01/03/08	01/23/08	003248861	50118	66,940	48,920	18,020	26.9%	COPR	HORWITH	JTLX30127
01/03/08	01/23/08	003248862	50119	52,360	49,300	3,060	5.8%	COPR	HORWITH	JTLX30127
01/03/08	01/23/08	003248863	50120	26,600	49,620	(23,020)	-86.5%	COPR	HORWITH	CEFX33484
01/03/08	01/23/08	003248864	50121	76,100	51,040	25,060	32.9%	COPR	HORWITH	CEFX33484
01/03/08	01/23/08	003248865	50122	76,960	48,760	28,200	36.6%	COPR	HORWITH	CEFX33484
01/03/08	01/23/08	003248866	50123	17,120	49,220	(32,100)	-187.5%	COPR	HORWITH	CEFX33484
01/03/08	01/23/08	003248867	50124	68,000	49,480	18,520	27.2%	COPR	HORWITH	NRLX528252
01/03/08	01/23/08	003248868	50125	76,220	49,400	26,820	35.2%	COPR	HORWITH	NRLX528252
01/03/08	01/23/08	003248869	50126	24,720	48,620	(23,900)	-96.7%	COPR	HORWITH	NRLX528252
01/03/08	01/23/08	003248870	50127	24,700	48,000	(23,300)	-94.3%	COPR	HORWITH	NRLX528252
01/03/08	01/23/08	003248871	50128	22,460	50,360	(27,900)	-124.2%	COPR	HORWITH	CHUX266
01/03/08	01/23/08	003248872	50129	76,840	50,960	25,880	33.7%	COPR	HORWITH	CHUX266
01/03/08	01/23/08	003248873	50130	12,340	50,700	(38,360)	-310.9%	COPR	HORWITH	CEFX33346
01/03/08	01/23/08	003248874	50131	77,120	48,980	28,140	36.5%	COPR	HORWITH	CHUX266
01/03/08	01/23/08	003248875	50132	19,840	48,480	(28,640)	-144.4%	COPR	HORWITH	CHUX266
01/03/08	01/23/08	003248876	50133	68,280	50,600	17,680	25.9%	COPR	HORWITH	NDYX320472
01/03/08	01/23/08	003248877	50134	78,040	50,520	27,520	35.3%	COPR	HORWITH	NDYX320472
01/03/08	01/23/08	003248878	50135	27,500	49,620	(22,120)	-80.4%	COPR	HORWITH	NDYX320472
01/03/08	01/23/08	003248879	50136	27,520	51,180	(23,660)	-86.0%	COPR	HORWITH	NDYX320472
01/03/08	01/23/08	003248880	50137	15,000	48,920	(33,920)	-226.1%	COPR	HORWITH	CITX300167
01/03/08	01/23/08	003248881	50138	67,400	51,040	16,360	24.3%	COPR	HORWITH	CITX300167
01/03/08	01/23/08	003248882	50139	66,040	50,320	15,720	23.8%	COPR	HORWITH	CITX300167
01/03/08	01/23/08	003248883	50140	52,580	50,740	1,840	3.5%	COPR	HORWITH	CITX300167
01/03/08	01/23/08	003248884	50141	49,380	49,220	160	0.3%	COPR	HORWITH	CEFX33346
01/03/08	01/23/08	003248885	50142	66,920	49,040	17,880	26.7%	COPR	HORWITH	CEFX33346
01/03/08	01/23/08	003248886	50143	67,560	49,640	17,920	26.5%	COPR	HORWITH	CEFX33346
01/04/08	01/23/08	003248887	50144	59,500	48,580	10,920	18.4%	COPR	HORWITH	CITX300163
01/04/08	01/23/08	003248888	50145	67,240	50,200	17,040	25.3%	COPR	HORWITH	CITX300163
01/04/08	01/23/08	003248889	50146	34,800	48,000	(13,200)	-37.9%	COPR	HORWITH	CITX300163
01/04/08	01/23/08	003248890	50147	34,800	49,840	(15,040)	-43.2%	COPR	HORWITH	CITX300163

HONEYWELL SA-7 USE HAZARDOUS WASTE TRACKING (2006)										
Date Shipped	Date of Return Manifest	State Manifest	Man. Doc #	Facilty Manifest Weight (lbs)	Estimated Weight (lbs)	Manifest - Estimate (lbs)	Manifest - Estimate (%)	Material	Transporter	RAILCAR #
01/04/08	01/23/08	003248891	50148	48,540	48,780	(240)	-0.5%	COPR	HORWITH	CHUX261
01/04/08	01/23/08	003248892	50149	67,400	48,120	19,280	28.6%	COPR	HORWITH	CHUX261
01/04/08	01/23/08	003248893	50150	8,120	48,560	(40,440)	-498.0%	COPR	HORWITH	CHUX261
01/04/08	01/23/08	003248894	50151	66,680	49,160	17,520	26.3%	COPR	HORWITH	CHUX261
01/04/08	01/30/08	003248895	50152	37,320	48,020	(10,700)	-28.7%	COPR	HORWITH	JTLX192
01/04/08	01/30/08	003248896	50153	65,660	49,820	15,840	24.1%	COPR	HORWITH	JTLX192
01/04/08	01/30/08	003248897	50154	68,740	48,800	19,940	29.0%	COPR	HORWITH	JTLX192
01/04/08	01/30/08	003248898	50155	19,100	49,340	(30,240)	-158.3%	COPR	HORWITH	JTLX192
01/04/08	01/30/08	003248899	50156	36,500	48,860	(12,360)	-33.9%	COPR	HORWITH	JTLX30170
01/04/08	01/30/08	003248900	50157	68,460	49,420	19,040	27.8%	COPR	HORWITH	JTLX30170
01/04/08	01/30/08	003248901	50158	67,980	48,560	19,420	28.6%	COPR	HORWITH	JTLX30170
01/04/08	01/30/08	003248902	50159	30,520	51,160	(20,640)	-67.6%	COPR	HORWITH	JTLX30170
01/04/08	02/04/08	003248903	50160	77,040	50,060	26,980	35.0%	COPR	HORWITH	CHUX146
01/04/08	02/04/08	003248904	50161	75,920	51,360	24,560	32.3%	COPR	HORWITH	CHUX146
01/04/08	02/04/08	003248905	50162	20,580	50,500	(29,920)	-145.4%	COPR	HORWITH	CHUX146
01/04/08	02/04/08	003248906	50163	20,560	51,220	(30,660)	-149.1%	COPR	HORWITH	CHUX146
01/04/08	02/04/08	003248907	50164	55,020	50,800	4,220	7.7%	COPR	HORWITH	CHUX259
01/04/08	02/04/08	003248908	50165	77,280	49,080	28,200	36.5%	COPR	HORWITH	CHUX259
01/04/08	02/04/08	003248909	50166	33,500	49,460	(15,960)	-47.6%	COPR	HORWITH	CHUX259
01/04/08	02/04/08	003248910	50167	33,520	48,700	(15,180)	-45.3%	COPR	HORWITH	CHUX259
01/04/08	02/04/08	003248911	50168	47,860	49,380	(1,520)	-3.2%	COPR	HORWITH	CHUX320
01/04/08	02/04/08	003248912	50169	67,360	50,320	17,040	25.3%	COPR	HORWITH	CHUX320
01/04/08	02/04/08	003248913	50170	65,160	49,180	15,980	24.5%	COPR	HORWITH	CHUX320
01/04/08	02/04/08	003248914	50171	13,760	49,140	(35,380)	-257.1%	COPR	HORWITH	CHUX320
01/04/08	02/04/08	003248915	50172	31,160	51,240	(20,080)	-64.4%	COPR	HORWITH	CHU106
01/04/08	02/04/08	003248916	50173	77,080	50,260	26,820	34.8%	COPR	HORWITH	CHU106
01/04/08	02/04/08	003248917	50174	68,880	49,660	19,220	27.9%	COPR	HORWITH	CHU106
01/04/08	01/23/08	003248918	50175	67,800	51,600	16,200	23.9%	COPR	HORWITH	CITX300103
01/04/08	02/04/08	003248919	50176	19,540	48,720	(29,180)	-149.3%	COPR	HORWITH	CHU106
01/04/08	01/23/08	003248920	50177	56,200	50,300	5,900	10.5%	COPR	HORWITH	CITX300103
01/04/08	01/23/08	003248921	50178	39,400	49,520	(10,120)	-25.7%	COPR	HORWITH	CITX300103
01/04/08	01/23/08	003248922	50179	37,840	49,700	(11,860)	-31.3%	COPR	HORWITH	CITX300103
01/04/08	01/23/08	003248923	50180	77,320	49,340	27,980	36.2%	CPBH COPR	HORWITH	CHUX223
01/04/08	01/23/08	003248924	50181	77,200	51,000	26,200	33.9%	CPBH COPR	HORWITH	CHUX255
01/04/08	01/23/08	003248925	50182	29,100	48,000	(18,900)	-64.9%	CPBH COPR	HORWITH	CHUX223
01/04/08	01/23/08	003248926	50183	68,680	50,340	18,340	26.7%	CPBH COPR	HORWITH	CHUX223
01/04/08	01/23/08	003248927	50184	76,060	49,460	26,600	35.0%	CPBH COPR	HORWITH	CHUX255
01/04/08	01/23/08	003248928	50185	18,260	48,020	(29,760)	-163.0%	COPR	HORWITH	CHUX223
01/04/08	01/23/08	003248929	50186	23,740	49,240	(25,500)	-107.4%	CPBH COPR	HORWITH	CHUX255
01/04/08	01/23/08	003248930	50187	23,720	48,760	(25,040)	-105.6%	CPBH COPR	HORWITH	CHUX255
01/04/08	01/23/08	003248931	50188	55,160	50,080	5,080	9.2%	COPR	HORWITH	CITX300106
01/04/08	01/23/08	003248932	50189	68,460	49,620	18,840	27.5%	COPR	HORWITH	CITX300106
01/04/08	01/23/08	003248933	50190	33,740	49,020	(15,280)	-45.3%	CPBH COPR	HORWITH	CITX300106
01/04/08	01/23/08	003248934	50191	33,720	48,220	(14,500)	-43.0%	CPBH COPR	HORWITH	CITX300106
01/04/08	01/30/08	003248935	50192	24,440	48,360	(23,920)	-97.9%	COPR	HORWITH	NRLX526064
01/04/08	01/30/08	003248936	50193	76,920	50,320	26,600	34.6%	CPBH COPR	HORWITH	NRLX526064
01/04/08	01/30/08	003248937	50194	68,180	50,760	17,420	25.6%	CPBH COPR	HORWITH	NRLX526064
01/04/08	01/30/08	003248938	50195	9,200	49,500	(40,300)	-438.0%	COPR	HORWITH	NRLX527664
01/04/08	01/30/08	003248939	50196	66,640	50,120	16,520	24.8%	COPR	HORWITH	NRLX527664
01/04/08	01/30/08	003248940	50197	76,960	49,600	27,360	35.6%	CPBH COPR	HORWITH	NRLX527664
01/04/08	01/30/08	003248941	50198	44,820	50,960	(6,140)	-13.7%	CPBH COPR	HORWITH	NRLX527664
01/04/08	01/30/08	003248942	50199	67,240	51,540	15,700	23.3%	COPR	HORWITH	NRLX526114
01/04/08	01/30/08	003248943	50200	33,760	48,800	(15,040)	-44.5%	CPBH COPR	HORWITH	NRLX526114
01/04/08	01/30/08	003248944	50201	33,760	50,620	(16,860)	-49.9%	COPR	HORWITH	NRLX526114
01/04/08	01/30/08	003248945	50202	68,160	51,800	16,360	24.0%	COPR	HORWITH	NRLX526114
01/04/08	01/30/08	003248946	50203	59,940	51,120	8,820	14.7%	COPR	HORWITH	CITX300111
01/04/08	01/30/08	003248947	50204	67,760	51,620	16,140	23.8%	COPR	HORWITH	CITX300111
01/04/08	01/30/08	003248948	50205	33,100	50,980	(17,880)	-54.0%	CPBH COPR	HORWITH	CITX300111
01/04/08	01/30/08	003248949	50206	33,120	49,420	(16,300)	-49.2%	CPBH COPR	HORWITH	CITX300111
01/04/08	02/04/08	003248950	50207	28,780	48,700	(19,920)	-69.2%	COPR	HORWITH	CHUX110
01/04/08	02/04/08	003248951	50208	75,560	49,960	25,600	33.9%	CPBH COPR	HORWITH	CHUX110
01/04/08	02/04/08	003248952	50209	75,060	49,160	25,900	34.5%	COPR	HORWITH	CHUX110
01/04/08	02/04/08	003248953	50210	15,940	49,760	(33,820)	-212.2%	CPBH COPR	HORWITH	CHUX110
01/04/08	01/23/08	003248954	50211	75,960	50,980	24,980	32.9%	COPR	HORWITH	DJLX98531
01/04/08	01/23/08	003248955	50212	76,260	50,620	25,640	33.6%	COPR	HORWITH	DJLX98531
01/04/08	01/23/08	003248956	50213	18,680	50,540	(31,860)	-170.6%	COPR	HORWITH	DJLX98531
01/04/08	01/23/08	003248957	50214	26,860	49,560	(22,700)	-84.5%	COPR	HORWITH	DJLX98531
01/07/08	02/04/08	003248958	50215	20,760	50,560	(29,800)	-143.5%	COPR	HORWITH	CHUX317
01/07/08	02/04/08	003248959	50216	67,300	50,280	17,020	25.3%	COPR	HORWITH	CHUX317
01/07/08	02/04/08	003248960	50217	76,460	49,680	26,780	35.0%	COPR	HORWITH	CHUX317
01/07/08	02/04/08	003248961	50218	38,520	50,120	(11,600)	-30.1%	COPR	HORWITH	CHUX317
01/07/08	01/30/08	003248962	50219	18,080	50,660	(32,580)	-180.2%	COPR	HORWITH	NRLX527651
01/07/08	01/30/08	003248963	50220	60,580	51,340	9,240	15.3%	COPR	HORWITH	NRLX527651
01/07/08	01/30/08	003248964	50221	66,360	50,660	15,700	23.7%	COPR	HORWITH	NRLX527651

HONEYWELL SA-7 USE HAZARDOUS WASTE TRACKING (2006)										
Date Shipped	Date of Return Manifest	State Manifest	Man. Doc #	Facilty Manifest Weight (lbs)	Estimated Weight (lbs)	Manifest - Estimate (lbs)	Manifest - Estimate (%)	Material	Transporter	RAILCAR #
01/07/08	01/30/08	003248965	50222	56,100	50,120	5,980	10.7%	COPR	HORWITH	NRLX527651
01/07/08	01/30/08	003248966	50223	24,440	49,700	(25,260)	-103.4%	COPR	HORWITH	NRLX526064
01/07/08	01/30/08	003248967	50224	57,260	51,120	6,140	10.7%	COPR	HORWITH	NDYX320452
01/07/08	01/30/08	003248968	50225	67,080	49,660	17,420	26.0%	COPR	HORWITH	NDYX320452
01/07/08	01/30/08	003248969	50226	38,120	49,840	(11,720)	-30.7%	COPR	HORWITH	NDYX320452
01/07/08	01/30/08	003248970	50227	38,140	50,580	(12,440)	-32.6%	COPR	HORWITH	NDYX320452
01/07/08	02/04/08	003248971	50228	67,080	50,360	16,720	24.9%	COPR	HORWITH	CHUX321
01/07/08	02/04/08	003248972	50229	63,800	50,700	13,100	20.5%	COPR	HORWITH	CHUX321
01/07/08	02/04/08	003248973	50230	31,680	49,120	(17,440)	-55.1%	COPR	HORWITH	CHUX321
01/07/08	02/04/08	003248974	50231	31,680	49,700	(18,020)	-56.9%	COPR	HORWITH	CHUX321
01/07/08	01/30/08	003248975	50232	75,200	51,200	24,000	31.9%	COPR	HORWITH	NRLX585671
01/07/08	01/30/08	003248976	50233	68,160	51,120	17,040	25.0%	COPR	HORWITH	NRLX585671
01/07/08	01/30/08	003248977	50234	28,120	49,440	(21,320)	-75.8%	COPR	HORWITH	NRLX585671
01/07/08	01/30/08	003248978	50235	28,120	50,060	(21,940)	-78.0%	COPR	HORWITH	NRLX585671
01/07/08	01/30/08	003248979	50236	11,520	48,000	(36,480)	-316.7%	COPR	HORWITH	NDYX320344
01/07/08	01/30/08	003248980	50237	67,440	50,240	17,200	25.5%	COPR	HORWITH	NDYX320344
01/07/08	01/30/08	003248981	50238	68,000	48,020	19,980	29.4%	COPR	HORWITH	NDYX320344
01/07/08	01/30/08	003248982	50239	45,260	49,980	(4,720)	-10.4%	COPR	HORWITH	NDYX320344
01/07/08	01/30/08	003248983	50240	44,380	50,880	(6,500)	-14.6%	COPR	HORWITH	JTLX30103
01/07/08	01/30/08	003248984	50241	67,940	51,660	16,280	24.0%	COPR	HORWITH	JTLX30103
01/07/08	01/30/08	003248985	50242	8,040	51,060	(43,020)	-535.1%	COPR	HORWITH	JTLX30103
01/07/08	01/30/08	003248986	50243	79,560	50,200	29,360	36.9%	COPR	HORWITH	JTLX30103
01/07/08	01/30/08	003248987	50244	38,520	50,540	(12,020)	-31.2%	COPR	HORWITH	CITX300148
01/07/08	01/30/08	003248988	50245	68,300	50,140	18,160	26.6%	COPR	HORWITH	CITX300148
01/07/08	01/30/08	003248989	50246	66,460	51,260	15,200	22.9%	COPR	HORWITH	CITX300148
01/07/08	01/30/08	003248990	50247	22,860	49,920	(27,060)	-118.4%	COPR	HORWITH	CITX300148
01/07/08	02/04/08	003248991	50248	75,380	48,000	27,380	36.3%	COPR	HORWITH	CHUX327
01/07/08	02/04/08	003248992	50249	76,700	49,840	26,860	35.0%	COPR	HORWITH	CHUX327
01/07/08	02/04/08	003248993	50250	21,280	51,040	(29,760)	-139.8%	COPR	HORWITH	CHUX327
01/07/08	02/04/08	003248994	50251	21,300	50,660	(29,360)	-137.8%	COPR	HORWITH	CHUX327
01/07/08	02/04/08	003248995	50252	67,060	51,260	15,800	23.6%	COPR	HORWITH	CHUX147
01/07/08	02/04/08	003248996	50253	53,160	51,640	1,520	2.9%	COPR	HORWITH	CHUX147
01/07/08	02/04/08	003248997	50254	66,740	51,820	14,920	22.4%	COPR	HORWITH	CHUX147
01/07/08	02/04/08	003248998	50255	19,160	49,280	(30,120)	-157.2%	COPR	HORWITH	CHUX147
01/07/08	02/04/08	003248999	50256	11,160	50,080	(38,920)	-348.7%	COPR	HORWITH	CHUX308
01/07/08	02/04/08	003249000	50257	67,780	48,280	19,500	28.8%	COPR	HORWITH	CHUX308
01/07/08	02/04/08	003249006	50258	65,020	48,220	16,800	25.8%	COPR	HORWITH	CHUX308
01/07/08	02/04/08	003249007	50259	45,620	49,940	(4,320)	-9.5%	COPR	HORWITH	CHUX308
01/07/08	02/04/08	003249008	50260	19,400	49,060	(29,660)	-152.9%	COPR	HORWITH	CHUX212
01/07/08	02/04/08	003249009	50261	67,560	49,280	18,280	27.1%	COPR	HORWITH	CHUX212
01/07/08	02/04/08	003249010	50262	65,700	49,780	15,920	24.2%	COPR	HORWITH	CHUX212
01/07/08	02/04/08	003249011	50263	42,020	50,960	(8,940)	-21.3%	COPR	HORWITH	CHUX212
01/07/08	01/30/08	003249012	50264	76,460	50,780	25,680	33.6%	COPR	HORWITH	CITX300123
01/07/08	01/30/08	003249013	50265	66,700	48,020	18,680	28.0%	COPR	HORWITH	CITX300123
01/07/08	01/30/08	003249014	50266	27,640	51,620	(23,980)	-86.8%	COPR	HORWITH	CITX300123
01/07/08	01/30/08	003249015	50267	27,660	49,580	(21,920)	-79.2%	COPR	HORWITH	CITX300123
01/07/08	02/04/08	003249016	50268	76,800	49,180	27,620	36.0%	COPR	HORWITH	CHUX249
01/07/08	01/30/08	003249017	50269	10,540	48,780	(38,240)	-362.8%	COPR	HORWITH	NDYX320426
01/07/08	01/30/08	003249018	50270	65,080	51,900	13,180	20.3%	COPR	HORWITH	NDYX320426
01/07/08	01/30/08	003249019	50271	65,520	51,220	14,300	21.8%	COPR	HORWITH	NDYX320426
01/07/08	01/30/08	003249020	50272	66,080	50,500	15,580	23.6%	COPR	HORWITH	NDYX320426
01/07/08	01/30/08	003249021	50273	65,520	49,180	16,340	24.9%	COPR	HORWITH	CEFX35241
01/07/08	01/30/08	003249022	50274	66,340	51,100	15,240	23.0%	COPR	HORWITH	CEFX35241
01/07/08	01/30/08	003249023	50275	32,700	50,060	(17,360)	-53.1%	COPR	HORWITH	CEFX35241
01/07/08	01/30/08	003249024	50276	32,720	51,700	(18,980)	-58.0%	COPR	HORWITH	CEFX35241
01/08/08	02/04/08	003249025	50277	68,480	48,600	19,880	29.0%	COPR	HORWITH	CHUX249
01/08/08	02/04/08	003249026	50278	28,580	50,740	(22,160)	-77.5%	COPR	HORWITH	CHUX249
01/08/08	02/04/08	003249027	50279	28,560	49,400	(20,840)	-73.0%	COPR	HORWITH	CHUX249
01/08/08	01/30/08	003249028	50280	67,380	50,700	16,680	24.8%	COPR	HORWITH	JTLX30173
01/08/08	01/30/08	003249029	50281	75,460	50,140	25,320	33.6%	COPR	HORWITH	JTLX30173
01/08/08	01/30/08	003249030	50282	25,280	50,960	(25,680)	-101.6%	COPR	HORWITH	JTLX30173
01/08/08	01/30/08	003249031	50283	25,260	49,700	(24,440)	-96.8%	COPR	HORWITH	JTLX30173
01/08/08	01/30/08	003249032	50284	64,600	50,140	14,460	22.4%	COPR	HORWITH	NDYX320318
01/08/08	01/30/08	003249033	50285	8,540	49,680	(41,140)	-481.7%	COPR	HORWITH	NDYX320318
01/08/08	01/30/08	003249034	50286	67,180	49,740	17,440	26.0%	COPR	HORWITH	NDYX320318
01/08/08	01/30/08	003249035	50287	61,700	51,260	10,440	16.9%	COPR	HORWITH	NDYX320318
01/08/08	01/30/08	003249036	50288	16,860	49,800	(32,940)	-195.4%	COPR	HORWITH	CITX300109
01/08/08	01/30/08	003249037	50289	66,600	50,700	15,900	23.9%	COPR	HORWITH	CITX300109
01/08/08	01/30/08	003249038	50290	66,920	51,480	15,440	23.1%	COPR	HORWITH	CITX300109
01/08/08	01/30/08	003249039	50291	52,200	49,860	2,340	4.5%	COPR	HORWITH	CITX300109
01/08/08	02/04/08	003249040	50292	65,900	49,920	15,980	24.2%	COPR	HORWITH	CITX300122
01/08/08	02/04/08	003249041	50293	41,080	50,540	(9,460)	-23.0%	COPR	HORWITH	CITX300122
01/08/08	02/04/08	003249042	50294	64,340	51,280	13,060	20.3%	COPR	HORWITH	CITX300122
01/08/08	02/04/08	003249043	50295	30,580	49,980	(19,400)	-63.4%	COPR	HORWITH	CITX300122

HONEYWELL SA-7 USE HAZARDOUS WASTE TRACKING (2006)										
Date Shipped	Date of Return Manifest	State Manifest	Man. Doc #	Facilty Manifest Weight (lbs)	Estimated Weight (lbs)	Manifest - Estimate (lbs)	Manifest - Estimate (%)	Material	Transporter	RAILCAR #
01/08/08	02/11/08	003249044	50296	51,260	50,660	600	1.2%	COPR	HORWITH	CHUX318
01/08/08	02/11/08	003249045	50297	65,800	51,060	14,740	22.4%	COPR	HORWITH	CHUX318
01/08/08	02/11/08	003249046	50298	75,580	48,040	27,540	36.4%	COPR	HORWITH	CHUX318
01/08/08	02/11/08	003249047	50299	6,260	50,000	(43,740)	-698.7%	COPR	HORWITH	CHUX318
01/08/08	01/30/08	003249048	50300	76,180	49,940	26,240	34.4%	COPR	HORWITH	CITX300128
01/08/08	01/30/08	003249049	50301	68,740	50,020	18,720	27.2%	COPR	HORWITH	CITX300128
01/08/08	01/30/08	003249050	50302	27,060	49,500	(22,440)	-82.9%	COPR	HORWITH	CITX300128
01/08/08	01/30/08	003249051	50303	27,060	51,340	(24,280)	-89.7%	COPR	HORWITH	CITX300128
01/08/08	02/04/08	003249052	50304	66,260	51,940	14,320	21.6%	COPR	HORWITH	CHUX292
01/08/08	02/04/08	003249053	50305	14,380	49,580	(35,200)	-244.8%	COPR	HORWITH	CHUX292
01/08/08	02/04/08	003249054	50306	65,420	51,360	14,060	21.5%	COPR	HORWITH	CHUX292
01/08/08	02/04/08	003249055	50307	56,220	48,960	7,260	12.9%	COPR	HORWITH	CHUX292
01/08/08	01/30/08	003249056	50308	74,700	49,700	25,000	33.5%	COPR	HORWITH	NRLX526248
01/08/08	01/30/08	003249057	50309	64,680	48,540	16,140	25.0%	COPR	HORWITH	NRLX526248
01/08/08	01/30/08	003249058	50310	28,300	48,040	(19,740)	-69.8%	COPR	HORWITH	NRLX526248
01/08/08	01/30/08	003249059	50311	10,780	49,180	(38,400)	-356.2%	COPR	HORWITH	JTLX30156
01/08/08	01/30/08	003249060	50312	28,300	49,740	(21,440)	-75.8%	COPR	HORWITH	NRLX526248
01/08/08	01/30/08	003249061	50313	65,200	50,780	14,420	22.1%	COPR	HORWITH	JTLX30156
01/08/08	01/30/08	003249062	50314	67,040	51,800	15,240	22.7%	COPR	HORWITH	JTLX30156
01/08/08	01/30/08	003249063	50315	61,200	51,900	9,300	15.2%	COPR	HORWITH	JTLX30156
01/08/08	02/04/08	003249064	50316	71,740	52,340	19,400	27.0%	COPR	HORWITH	CITX300143
01/08/08	02/04/08	003249065	50317	75,960	50,180	25,780	33.9%	COPR	HORWITH	CITX300143
01/08/08	02/04/08	003249066	50318	38,420	50,240	(11,820)	-30.8%	COPR	HORWITH	CHUX237
01/08/08	02/04/08	003249067	50319	28,400	50,600	(22,200)	-78.2%	COPR	HORWITH	CITX300143
01/08/08	02/04/08	003249068	50320	75,680	51,400	24,280	32.1%	COPR	HORWITH	CHUX237
01/08/08	02/04/08	003249069	50321	67,400	51,680	15,720	23.3%	COPR	HORWITH	CHUX237
01/08/08	02/08/08	003249070	50322	75,860	48,320	27,540	36.3%	COPR	HORWITH	JTLX186
01/08/08	02/04/08	003249071	50323	13,040	49,280	(36,240)	-277.9%	COPR	HORWITH	CHUX237
01/08/08	02/08/08	003249072	50324	69,040	49,720	19,320	28.0%	COPR	HORWITH	JTLX186
01/08/08	02/08/08	003249073	50325	34,720	49,360	(14,640)	-42.2%	COPR	HORWITH	JTLX186
01/08/08	02/08/08	003249074	50326	34,720	50,280	(15,560)	-44.8%	COPR	HORWITH	JTLX186
01/08/08	01/30/08	003249075	50327	68,420	51,360	17,060	24.9%	COPR	HORWITH	CITX300157
01/08/08	01/30/08	003249076	50328	67,900	49,420	18,480	27.2%	COPR	HORWITH	CITX300157
01/08/08	01/30/08	003249077	50329	60,660	50,920	9,740	16.1%	COPR	HORWITH	CITX300157
01/08/08	01/30/08	003249078	50330	8,860	49,820	(40,960)	-462.3%	COPR	HORWITH	CITX300157
01/08/08	01/30/08	003249079	50331	59,360	51,760	7,600	12.8%	COPR	HORWITH	CITX300113
01/08/08	01/30/08	003249080	50332	67,540	49,000	18,540	27.5%	COPR	HORWITH	CITX300113
01/08/08	01/30/08	003249081	50333	53,300	51,840	1,460	2.7%	COPR	HORWITH	CITX300113
01/08/08	02/11/08	003249082	50334	75,120	52,520	22,600	30.1%	COPR	HORWITH	CEFX35821
01/08/08	02/11/08	003249083	50335	26,540	50,120	(23,580)	-88.8%	COPR	HORWITH	CEFX35821
01/08/08	01/30/08	003249084	50336	22,560	51,180	(28,620)	-126.9%	COPR	HORWITH	CITX300113
01/08/08	02/11/08	003249085	50337	75,220	49,660	25,560	34.0%	COPR	HORWITH	CEFX35821
01/08/08	02/11/08	003249086	50338	26,520	49,440	(22,920)	-86.4%	COPR	HORWITH	CEFX35821
01/09/08	02/04/08	003249087	50339	10,820	50,060	(39,240)	-362.7%	COPR	HORWITH	CITX300154
01/09/08	02/04/08	003249088	50340	66,220	51,480	14,740	22.3%	COPR	HORWITH	CITX300154
01/09/08	02/04/08	003249089	50341	66,000	50,380	15,620	23.7%	COPR	HORWITH	CITX300154
01/09/08	02/04/08	003249090	50342	66,900	51,540	15,360	23.0%	COPR	HORWITH	CITX300154
01/09/08	02/04/08	003249091	50343	28,400	50,640	(22,240)	-78.3%	COPR	HORWITH	CITX300143
01/09/08	02/11/08	003249092	50344	38,900	50,260	(11,360)	-29.2%	COPR	HORWITH	CEFX33446
01/09/08	02/11/08	003249093	50345	75,980	50,740	25,240	33.2%	COPR	HORWITH	CEFX33446
01/09/08	02/11/08	003249094	50346	66,320	51,200	15,120	22.8%	COPR	HORWITH	CEFX33446
01/09/08	02/11/08	003249095	50347	25,080	51,220	(26,140)	-104.2%	COPR	HORWITH	CEFX33446
01/09/08	02/11/08	003249096	50348	24,420	51,000	(26,580)	-108.8%	COPR	HORWITH	DJLX98508
01/09/08	02/11/08	003249097	50349	75,560	50,680	24,880	32.9%	COPR	HORWITH	DJLX98508
01/09/08	02/11/08	003249098	50350	27,040	50,000	(22,960)	-84.9%	COPR	HORWITH	DJLX98508
01/09/08	02/11/08	003249099	50351	75,680	51,540	24,140	31.9%	COPR	HORWITH	DJLX98508
01/09/08	02/11/08	003249100	50352	20,440	52,040	(31,600)	-154.6%	COPR	HORWITH	DJLX98515
01/09/08	02/11/08	003249101	50353	75,360	50,880	24,480	32.5%	COPR	HORWITH	DJLX98515
01/09/08	02/11/08	003249102	50354	41,580	49,600	(8,020)	-19.3%	COPR	HORWITH	DJLX98515
01/09/08	02/11/08	003249103	50355	66,340	50,800	15,540	23.4%	COPR	HORWITH	DJLX98515
01/09/08	02/11/08	003249104	50356	66,800	48,800	18,000	26.9%	COPR	HORWITH	JTLX250
01/09/08	02/11/08	003249105	50357	65,220	50,400	14,820	22.7%	COPR	HORWITH	JTLX250
01/09/08	02/11/08	003249106	50358	31,200	49,300	(18,100)	-58.0%	COPR	HORWITH	JTLX250
01/09/08	02/11/08	003249107	50359	31,180	51,720	(20,540)	-65.9%	COPR	HORWITH	JTLX250
01/09/08	02/11/08	003249108	50360	66,660	48,960	17,700	26.6%	COPR	HORWITH	JTLX30147
01/09/08	02/11/08	003249109	50361	51,820	48,000	27,140	52.4%	COPR	HORWITH	JTLX30147
01/09/08	02/11/08	003249110	50362	62,820	50,060	66,920	106.5%	COPR	HORWITH	JTLX30147
01/09/08	02/11/08	003249111	50363	15,880	49,380	67,140	422.8%	COPR	HORWITH	JTLX30147
01/09/08	02/08/08	003249112	50364	68,100	50,820	38,960	57.2%	COPR	HORWITH	NDYX320427
01/09/08	02/08/08	003249113	50365	64,300	51,440	12,860	20.0%	COPR	HORWITH	NDYX320427
01/09/08	02/08/08	003249114	50366	68,660	50,400	18,260	26.6%	COPR	HORWITH	NDYX320427
01/09/08	02/08/08	003249115	50367	9,520	50,900	(41,380)	-434.7%	COPR	HORWITH	NDYX320427
01/09/08	02/20/08	003249116	50368	68,400	52,180	16,220	23.7%	COPR	HORWITH	CEFX31058
01/09/08	02/20/08	003249117	50369	63,040	50,100	12,940	20.5%	COPR	HORWITH	CEFX31058

HONEYWELL SA-7 USE HAZARDOUS WASTE TRACKING (2006)										
Date Shipped	Date of Return Manifest	State Manifest	Man. Doc #	Facilty Manifest Weight (lbs)	Estimated Weight (lbs)	Manifest - Estimate (lbs)	Manifest - Estimate (%)	Material	Transporter	RAILCAR #
01/09/08	02/20/08	003249118	50370	32,940	49,320	(16,380)	-49.7%	CPBH COPR	HORWITH	CEFX31058
01/09/08	02/20/08	003249119	50371	32,960	48,600	(15,640)	-47.5%	CPBH COPR	HORWITH	CEFX31058
01/09/08	02/11/08	003249120	50372	66,820	49,300	17,520	26.2%	CPBH COPR	HORWITH	CEFX33567
01/09/08	02/11/08	003249121	50373	67,360	49,880	17,480	26.0%	COPR	HORWITH	CEFX33567
01/09/08	02/11/08	003249122	50374	33,660	49,600	(15,940)	-47.4%	CPBH COPR	HORWITH	CEFX33567
01/09/08	02/11/08	003249123	50375	33,660	50,920	(17,260)	-51.3%	CPBH COPR	HORWITH	CEFX33567
01/09/08	02/11/08	003249124	50376	59,600	51,600	8,000	13.4%	COPR	HORWITH	JTLX30152
01/09/08	02/11/08	003249125	50377	65,660	48,780	16,880	25.7%	CPBH COPR	HORWITH	JTLX30152
01/09/08	02/11/08	003249126	50378	35,300	51,320	(16,020)	-45.4%	COPR	HORWITH	JTLX30152
01/09/08	02/11/08	003249127	50379	35,320	48,380	(13,060)	-37.0%	CPBH COPR	HORWITH	JTLX30152
01/09/08	02/04/08	003249128	50380	63,840	49,200	14,640	22.9%	COPR	HORWITH	CEFX35237
01/09/08	02/11/08	003249129	50381	65,620	48,880	16,740	25.5%	CPBH COPR	HORWITH	JTLX30172
01/09/08	02/11/08	003249130	50382	61,680	49,680	12,000	19.5%	COPR	HORWITH	JTLX30172
01/09/08	02/11/08	003249131	50383	53,740	49,600	4,140	7.7%	CPBH COPR	HORWITH	JTLX30172
01/09/08	02/20/08	003249132	50384	66,360	48,640	17,720	26.7%	COPR	HORWITH	NRLX528257
01/09/08	02/11/08	003249133	50385	22,140	49,260	(27,120)	-122.5%	COPR	HORWITH	JTLX30172
01/09/08	02/20/08	003249134	50386	75,200	50,700	24,500	32.6%	CPBH COPR	HORWITH	NRLX528257
01/09/08	02/20/08	003249135	50387	31,400	51,020	(19,620)	-62.5%	COPR	HORWITH	NRLX528257
01/09/08	02/20/08	003249136	50388	31,400	49,860	(18,460)	-58.8%	COPR	HORWITH	NRLX528257
01/09/08	02/20/08	003249137	50389	25,720	51,800	(26,080)	-101.4%	COPR	HORWITH	NRLX528334
01/09/08	02/20/08	003249138	50390	61,500	50,840	10,660	17.3%	COPR	HORWITH	NRLX528334
01/09/08	02/20/08	003249139	50391	26,720	51,120	(24,400)	-91.3%	COPR	HORWITH	NRLX528334
01/09/08	02/20/08	003249140	50392	85,640	52,180	33,460	39.1%	COPR	HORWITH	NRLX528334
01/09/08	02/20/08	003249141	50393	41,960	50,220	(8,260)	-19.7%	COPR	HORWITH	NRLX528249
01/09/08	02/20/08	003249142	50394	65,900	50,920	14,980	22.7%	COPR	HORWITH	NRLX528249
01/09/08	02/20/08	003249143	50395	67,340	52,380	14,960	22.2%	COPR	HORWITH	NRLX528249
01/09/08	02/20/08	003249144	50396	23,260	51,400	(28,140)	-121.0%	COPR	HORWITH	NRLX528249
01/09/08	01/30/08	003249145	50397	30,380	51,980	(21,600)	-71.1%	COPR	HORWITH	JTLX30123
01/09/08	01/30/08	003249146	50398	30,380	51,500	(21,120)	-69.5%	COPR	HORWITH	JTLX30123
01/09/08	01/30/08	003249147	50399	66,900	48,680	18,220	27.2%	COPR	HORWITH	JTLX30123
01/09/08	01/30/08	003249148	50400	68,500	50,340	18,160	26.5%	COPR	HORWITH	JTLX30123
01/10/08	01/30/08	003249149	50401	68,540	50,380	18,160	26.5%	COPR	HORWITH	JTLX30118
01/10/08	01/30/08	003249150	50402	67,580	50,200	17,380	25.7%	COPR	HORWITH	JTLX30118
01/10/08	01/30/08	003249151	50403	54,260	49,100	5,160	9.5%	COPR	HORWITH	JTLX30118
01/10/08	01/30/08	003249152	50404	10,440	50,460	(40,020)	-383.3%	COPR	HORWITH	JTLX30118
01/10/08	01/30/08	003249153	50405	69,360	49,260	20,100	29.0%	COPR	HORWITH	CITX300138
01/10/08	01/30/08	003249154	50406	69,080	51,140	17,940	26.0%	COPR	HORWITH	CITX300138
01/10/08	01/30/08	003249155	50407	31,820	49,400	(17,580)	-55.2%	COPR	HORWITH	CITX300138
01/10/08	01/30/08	003249156	50408	31,820	50,440	(18,620)	-58.5%	COPR	HORWITH	CITX300138
01/10/08	02/11/08	003249157	50409	76,120	51,020	25,100	33.0%	COPR	HORWITH	NDYX320459
01/10/08	02/11/08	003249158	50410	47,760	48,600	(840)	-1.8%	COPR	HORWITH	NDYX320459
01/10/08	02/11/08	003249159	50411	64,820	50,720	14,100	21.8%	COPR	HORWITH	NDYX320459
01/10/08	02/11/08	003249160	50412	13,780	50,880	(37,100)	-269.2%	COPR	HORWITH	NDYX320459
01/10/08	01/30/08	003249161	50413	67,420	51,620	15,800	23.4%	COPR	HORWITH	CEFX35802
01/10/08	01/30/08	003249162	50414	61,780	50,700	11,080	17.9%	COPR	HORWITH	CEFX35802
01/10/08	01/30/08	003249163	50415	53,520	50,640	2,880	5.4%	COPR	HORWITH	CEFX35802
01/10/08	02/04/08	003249164	50416	13,040	50,280	(37,240)	-285.6%	COPR	HORWITH	CHUX168
01/10/08	01/30/08	003249165	50417	15,760	48,800	(33,040)	-209.6%	COPR	HORWITH	CEFX35802
01/10/08	01/30/08	003249166	50418	25,940	49,820	(23,880)	-92.1%	COPR	HORWITH	CITX300121
01/10/08	01/30/08	003249167	50419	68,980	49,720	19,260	27.9%	COPR	HORWITH	CITX300121
01/10/08	01/30/08	003249168	50420	44,880	49,500	(4,620)	-10.3%	COPR	HORWITH	CITX300121
01/10/08	01/30/08	003249169	50421	59,180	49,540	9,640	16.3%	COPR	HORWITH	CITX300121
01/10/08	02/04/08	003249170	50422	76,240	51,220	25,020	32.8%	COPR	HORWITH	CHUX168
01/10/08	02/04/08	003249171	50423	68,920	48,880	20,040	29.1%	COPR	HORWITH	CHUX168
01/10/08	02/04/08	003249172	50424	42,300	49,740	(7,440)	-17.6%	COPR	HORWITH	CHUX168
01/10/08	02/04/08	003249173	50425	57,000	50,240	6,760	11.9%	COPR	HORWITH	CHUX168
01/10/08	02/04/08	003249174	50426	73,780	51,760	22,020	29.8%	COPR	HORWITH	CHUX168
01/10/08	02/04/08	003249175	50427	38,420	51,860	(13,440)	-35.0%	COPR	HORWITH	CHUX168
01/10/08	02/04/08	003249176	50428	38,420	51,080	(12,660)	-33.0%	COPR	HORWITH	CHUX168
01/10/08	01/30/08	003249177	50429	48,420	50,520	(2,100)	-4.3%	COPR	HORWITH	CEFX35846
01/10/08	01/30/08	003249178	50430	62,980	49,100	13,880	22.0%	COPR	HORWITH	CEFX35846
01/10/08	01/30/08	003249179	50431	73,080	48,980	24,100	33.0%	COPR	HORWITH	CEFX35846
01/10/08	01/30/08	003249180	50432	8,520	48,360	(39,840)	-467.6%	COPR	HORWITH	CEFX35846
01/10/08	02/04/08	003249181	50433	65,760	50,220	15,540	23.6%	COPR	HORWITH	CITX300115
01/10/08	02/04/08	003249182	50434	66,480	49,380	17,100	25.7%	COPR	HORWITH	CITX300115
01/10/08	02/04/08	003249183	50435	53,220	50,440	2,780	5.2%	COPR	HORWITH	CITX300115
01/10/08	02/04/08	003249184	50436	16,440	49,760	(33,320)	-202.7%	COPR	HORWITH	CITX300115
01/10/08	02/04/08	003249185	50437	61,620	49,980	11,640	18.9%	COPR	HORWITH	CEFX35237
01/10/08	02/04/08	003249186	50438	32,120	49,080	(16,960)	-52.8%	COPR	HORWITH	CEFX35237
01/10/08	02/04/08	003249187	50439	32,120	51,880	(19,760)	-61.5%	COPR	HORWITH	CEFX35237
01/10/08	01/30/08	003249188	50440	36,520	49,580	(13,060)	-35.8%	COPR	HORWITH	CEFX32187
01/10/08	01/30/08	003249189	50441	64,600	50,380	14,220	22.0%	COPR	HORWITH	CEFX32187
01/10/08	01/30/08	003249190	50442	65,680	51,680	14,000	21.3%	COPR	HORWITH	CEFX32187
01/10/08	01/30/08	003249191	50443	40,960	49,420	(8,460)	-20.7%	COPR	HORWITH	CEFX32187

HONEYWELL SA-7 USE HAZARDOUS WASTE TRACKING (2006)										
Date Shipped	Date of Return Manifest	State Manifest	Man. Doc #	Facilty Manifest Weight (lbs)	Estimated Weight (lbs)	Manifest - Estimate (lbs)	Manifest - Estimate (%)	Material	Transporter	RAILCAR #
01/10/08	01/30/08	003249192	50444	19,280	49,340	(30,060)	-155.9%	COPR	HORWITH	CITX300027
01/10/08	01/30/08	003249193	50445	79,580	50,940	28,640	36.0%	COPR	HORWITH	CITX300027
01/10/08	01/30/08	003249194	50446	66,780	50,840	15,940	23.9%	COPR	HORWITH	CITX300027
01/10/08	01/30/08	003249195	50447	31,100	51,900	(20,800)	-66.9%	COPR	HORWITH	CITX300027
01/10/08	01/30/08	003249196	50448	80,580	49,860	30,720	38.1%	COPR	HORWITH	CITX300022
01/10/08	01/30/08	003249197	50449	70,040	52,320	17,720	25.3%	COPR	HORWITH	CITX300022
01/10/08	01/30/08	003249198	50450	28,940	52,260	(23,320)	-80.6%	COPR	HORWITH	CITX300022
01/10/08	01/30/08	003249199	50451	28,940	49,520	(20,580)	-71.1%	COPR	HORWITH	CITX300022
01/10/08	01/30/08	003249200	50452	52,480	50,720	1,760	3.4%	COPR	HORWITH	CEFX35837
01/10/08	01/30/08	003249201	50453	66,520	49,840	16,680	25.1%	COPR	HORWITH	CEFX35837
01/10/08	01/30/08	003249202	50454	68,880	50,540	18,340	26.6%	COPR	HORWITH	CEFX35837
01/10/08	02/11/08	003249203	50455	33,620	50,300	(16,680)	-49.6%	COPR	HORWITH	CEFX35819
01/10/08	01/30/08	003249204	50456	15,300	52,460	(37,160)	-242.9%	COPR	HORWITH	CEFX35837
01/10/08	02/04/08	003249205	50457	37,800	52,000	(14,200)	-37.6%	COPR	HORWITH	CHUX311
01/10/08	02/04/08	003249206	50458	76,220	51,860	24,360	32.0%	COPR	HORWITH	CHUX311
01/10/08	02/04/08	003249207	50459	65,300	52,360	12,940	19.8%	COPR	HORWITH	CHUX311
01/10/08	02/04/08	003249208	50460	24,700	51,420	(26,720)	-108.2%	COPR	HORWITH	CHUX311
01/10/08	02/11/08	003249209	50461	75,440	49,980	25,460	33.7%	COPR	HORWITH	CEFX35819
01/10/08	02/11/08	003249210	50462	75,400	49,240	26,160	34.7%	COPR	HORWITH	CEFX35819
01/11/08	02/04/08	003249211	50463	9,200	50,140	(40,940)	-445.0%	COPR	HORWITH	CHUX188
01/11/08	02/04/08	003249212	50464	64,360	50,220	14,140	22.0%	COPR	HORWITH	CHUX188
01/11/08	02/04/08	003249213	50465	26,900	49,360	(22,460)	-83.5%	COPR	HORWITH	CHUX188
01/11/08	02/04/08	003249214	50466	100,420	51,200	49,220	49.0%	COPR	HORWITH	CHUX188
01/11/08	02/11/08	003249215	50467	17,800	50,280	(32,480)	-182.5%	COPR	HORWITH	CEFX35819
01/11/08	02/04/08	003249216	50468	22,000	51,360	(29,360)	-133.5%	COPR	HORWITH	JTLX30155
01/11/08	02/04/08	003249217	50469	65,420	51,220	14,200	21.7%	COPR	HORWITH	JTLX30155
01/11/08	02/04/08	003249218	50470	75,100	50,200	24,900	33.2%	COPR	HORWITH	JTLX30155
01/11/08	02/04/08	003249219	50471	41,340	50,620	(9,280)	-22.4%	COPR	HORWITH	JTLX30155
01/11/08	01/30/08	003249220	50472	13,620	51,280	(37,660)	-276.5%	COPR	HORWITH	NRLX526126
01/11/08	01/30/08	003249221	50473	76,260	50,880	25,380	33.3%	COPR	HORWITH	NRLX526126
01/11/08	01/30/08	003249222	50474	67,860	49,560	18,300	27.0%	COPR	HORWITH	NRLX526126
01/11/08	01/30/08	003249223	50475	44,640	48,860	(4,220)	-9.5%	COPR	HORWITH	NRLX526126
01/11/08	02/11/08	003249224	50476	10,320	48,020	(37,700)	-365.3%	COPR	HORWITH	CHUX201
01/11/08	02/11/08	003249225	50477	12,440	48,760	(36,320)	-292.0%	COPR	HORWITH	CHUX201
01/11/08	02/11/08	003249226	50478	75,220	48,940	26,280	34.9%	COPR	HORWITH	CHUX201
01/11/08	02/11/08	003249227	50479	98,700	50,660	48,040	48.7%	COPR	HORWITH	CHUX201
01/11/08	01/30/08	003249228	50480	76,000	50,460	25,540	33.6%	COPR	HORWITH	JTLX30119
01/11/08	01/30/08	003249229	50481	66,800	49,520	17,280	25.9%	COPR	HORWITH	JTLX30119
01/11/08	01/30/08	003249230	50482	31,040	50,140	(19,100)	-61.5%	COPR	HORWITH	JTLX30119
01/11/08	01/30/08	003249231	50483	31,040	51,440	(20,400)	-65.7%	COPR	HORWITH	JTLX30119
01/11/08	01/30/08	003249232	50484	66,620	50,400	16,220	24.3%	COPR	HORWITH	CEFX35847
01/11/08	01/30/08	003249233	50485	67,600	49,060	18,540	27.4%	COPR	HORWITH	CEFX35847
01/11/08	02/20/08	003249234	50486	65,360	50,180	15,180	23.2%	COPR	HORWITH	MHFX5653
01/11/08	01/30/08	003249235	50487	32,880	51,000	(18,120)	-55.1%	COPR	HORWITH	CEFX35847
01/11/08	01/30/08	003249236	50488	32,880	52,220	(19,340)	-58.8%	COPR	HORWITH	CEFX35847
01/11/08	02/20/08	003249237	50489	63,040	50,000	13,040	20.7%	COPR	HORWITH	CEFX33344
01/11/08	02/20/08	003249238	50490	66,380	51,280	15,100	22.7%	COPR	HORWITH	CEFX33344
01/11/08	02/20/08	003249239	50491	37,800	50,020	(12,220)	-32.3%	COPR	HORWITH	CEFX33344
01/11/08	02/20/08	003249240	50492	37,800	50,780	(12,980)	-34.3%	COPR	HORWITH	CEFX33344
01/11/08	02/20/08	003249241	50493	58,980	50,340	8,640	14.6%	COPR	HORWITH	MHFX5653
01/11/08	02/20/08	003249242	50494	66,640	49,340	17,300	26.0%	COPR	HORWITH	MHFX5653
01/11/08	02/20/08	003249243	50495	12,920	50,320	(37,400)	-289.5%	COPR	HORWITH	MHFX5653
01/11/08	02/20/08	003249244	50496	38,960	48,460	(9,500)	-24.4%	COPR	HORWITH	HLMX1101
01/11/08	02/20/08	003249245	50497	76,100	50,100	26,000	34.2%	COPR	HORWITH	HLMX1101
01/11/08	02/20/08	003249246	50498	76,060	49,780	26,280	34.6%	COPR	HORWITH	HLMX1101
01/11/08	02/20/08	003249247	50499	8,040	51,300	(43,260)	-538.1%	COPR	HORWITH	HLMX1101
01/11/08	02/20/08	003249248	50500	66,000	49,900	16,100	24.4%	COPR	HORWITH	JTLX30122
01/11/08	02/20/08	003249249	50501	67,160	52,340	14,820	22.1%	COPR	HORWITH	JTLX30122
01/11/08	02/20/08	003249250	50502	52,420	51,820	600	1.1%	COPR	HORWITH	JTLX30122
01/11/08	02/20/08	003249251	50503	18,840	50,080	(31,240)	-165.8%	COPR	HORWITH	JTLX30122
01/11/08	02/08/08	003249252	50504	76,120	52,060	24,060	31.6%	COPR	HORWITH	NRLX528363
01/11/08	02/08/08	003249253	50505	53,680	49,760	3,920	7.3%	COPR	HORWITH	NRLX528363
01/11/08	02/08/08	003249254	50506	62,060	52,060	10,000	16.1%	COPR	HORWITH	NRLX528363
01/11/08	02/08/08	003249255	50507	12,920	49,320	(36,400)	-281.7%	COPR	HORWITH	NRLX528363
01/11/08	02/15/08	003249256	50508	11,860	50,040	(38,180)	-321.9%	COPR	HORWITH	CEFX35242
01/11/08	02/04/08	003249257	50509	36,020	50,300	(14,280)	-39.6%	COPR	HORWITH	JTLX30121
01/11/08	02/04/08	003249258	50510	59,840	52,240	7,600	12.7%	COPR	HORWITH	JTLX30121
01/11/08	02/15/08	003249259	50511	75,380	51,140	24,240	32.2%	COPR	HORWITH	CEFX35242
01/11/08	02/15/08	003249260	50512	74,760	48,000	26,760	35.8%	COPR	HORWITH	CEFX35242
01/11/08	02/15/08	003249261	50513	38,460	50,140	(11,680)	-30.4%	COPR	HORWITH	CEFX35242
01/11/08	02/08/08	003249262	50514	22,800	50,980	(28,180)	-123.6%	COPR	HORWITH	JTLX264
01/11/08	02/08/08	003249263	50515	65,820	49,860	15,960	24.2%	COPR	HORWITH	JTLX264
01/11/08	02/08/08	003249264	50516	64,420	51,560	12,860	20.0%	COPR	HORWITH	JTLX264
01/11/08	02/08/08	003249265	50517	51,980	50,780	1,200	2.3%	COPR	HORWITH	JTLX264

Honeywell

HONEYWELL SA-7 USE HAZARDOUS WASTE TRACKING (2006)										
Date Shipped	Date of Return Manifest	State Manifest	Man. Doc #	Facilty Manifest Weight (lbs)	Estimated Weight (lbs)	Manifest - Estimate (lbs)	Manifest - Estimate (%)	Material	Transporter	RAILCAR #
01/11/08	02/08/08	003249266	50518	12,200	50,700	(38,500)	-315.6%	COPR	HORWITH	JTLX4051
01/11/08	02/08/08	003249267	50519	66,560	50,740	15,820	23.8%	COPR	HORWITH	JTLX4051
01/11/08	02/04/08	003249268	50520	74,320	51,480	22,840	30.7%	COPR	HORWITH	JTLX30121
01/11/08	02/08/08	003249269	50521	64,280	48,500	15,780	24.5%	COPR	HORWITH	JTLX4051
01/11/08	02/08/08	003249270	50522	58,460	49,920	8,540	14.6%	COPR	HORWITH	JTLX4051
01/14/08	02/04/08	003249271	50523	12,060	50,600	(38,540)	-319.6%	COPR	HORWITH	NRLX526085
01/14/08	02/04/08	003249272	50524	66,740	50,700	16,040	24.0%	COPR	HORWITH	NRLX526085
01/14/08	02/04/08	003249273	50525	56,820	48,020	8,800	15.5%	COPR	HORWITH	NRLX526085
01/14/08	02/04/08	003249274	50526	65,420	49,400	16,020	24.5%	COPR	HORWITH	NRLX526085
01/14/08	02/05/08	003249275	50527	15,360	49,300	(33,940)	-221.0%	COPR	HORWITH	NRLX526080
01/14/08	02/05/08	003249276	50528	68,060	49,540	18,520	27.2%	COPR	HORWITH	NRLX526080
01/14/08	02/05/08	003249277	50529	67,440	50,700	16,740	24.8%	COPR	HORWITH	NRLX526080
01/14/08	02/05/08	003249278	50530	50,000	51,160	(1,160)	-2.3%	COPR	HORWITH	NRLX526080
01/14/08	02/04/08	003249279	50531	24,280	49,760	(25,480)	-104.9%	COPR	HORWITH	NRLX526210
01/14/08	02/04/08	003249280	50532	74,580	48,840	25,740	34.5%	COPR	HORWITH	NRLX526210
01/14/08	02/04/08	003249281	50533	64,960	48,020	16,940	26.1%	COPR	HORWITH	NRLX526136
01/14/08	02/04/08	003249282	50534	74,560	50,280	24,280	32.6%	COPR	HORWITH	NRLX526210
01/14/08	02/04/08	003249283	50535	25,180	48,920	(23,740)	-94.3%	COPR	HORWITH	NRLX526210
01/14/08	02/04/08	003249284	50536	37,260	49,360	(12,100)	-32.5%	COPR	HORWITH	NRLX526136
01/14/08	02/04/08	003249285	50537	74,720	51,820	22,900	30.6%	COPR	HORWITH	NRLX526136
01/14/08	02/04/08	003249286	50538	22,700	50,440	(27,740)	-122.2%	COPR	HORWITH	NRLX526136
01/14/08	02/04/08	003249287	50539	38,120	50,120	(12,000)	-31.5%	COPR	HORWITH	NRLX526018
01/14/08	02/04/08	003249288	50540	40,260	50,100	(9,840)	-24.4%	COPR	HORWITH	NRLX527606
01/14/08	02/04/08	003249289	50541	65,700	48,000	17,700	26.9%	COPR	HORWITH	NRLX526018
01/14/08	02/04/08	003249290	50542	65,300	50,380	14,920	22.8%	COPR	HORWITH	NRLX526018
01/14/08	02/04/08	003249291	50543	28,120	49,220	(21,100)	-75.0%	COPR	HORWITH	NRLX526018
01/14/08	02/04/08	003249292	50544	65,720	48,060	17,660	26.9%	COPR	HORWITH	NRLX527606
01/14/08	02/04/08	003249293	50545	63,540	49,040	14,500	22.8%	COPR	HORWITH	NRLX527606
01/14/08	02/04/08	003249294	50546	28,740	48,860	(20,120)	-70.0%	COPR	HORWITH	NRLX527606
01/14/08	02/05/08	003249295	50547	76,040	51,000	25,040	32.9%	COPR	HORWITH	NRLX526221
01/14/08	02/05/08	003249296	50548	77,080	51,880	25,200	32.7%	COPR	HORWITH	NRLX526221
01/14/08	02/05/08	003249297	50549	30,700	50,700	(20,000)	-65.1%	COPR	HORWITH	NRLX526221
01/14/08	02/05/08	003249298	50550	30,720	50,180	(19,460)	-63.3%	COPR	HORWITH	NRLX526221
01/14/08	02/04/08	003249299	50551	10,640	51,160	(40,520)	-380.8%	COPR	HORWITH	NRLX527551
01/14/08	02/04/08	003249300	50552	76,220	52,220	24,000	31.5%	COPR	HORWITH	NRLX527551
01/14/08	02/04/08	003249301	50553	60,520	50,480	10,040	16.6%	COPR	HORWITH	NRLX527551
01/14/08	02/04/08	003249302	50554	34,280	51,420	(17,140)	-50.0%	COPR	HORWITH	JTLX30121
01/14/08	02/04/08	003249303	50555	34,480	48,540	(14,060)	-40.8%	COPR	HORWITH	CHUX248
01/14/08	02/04/08	003249304	50556	65,960	48,100	17,860	27.1%	COPR	HORWITH	CHUX248
01/14/08	02/04/08	003249305	50557	62,500	50,060	12,440	19.9%	COPR	HORWITH	CHUX248
01/14/08	02/04/08	003249306	50558	36,000	50,640	(14,640)	-40.7%	COPR	HORWITH	CHUX248
01/14/08	02/04/08	003249307	50559	37,900	51,140	(13,240)	-34.9%	COPR	HORWITH	DJLX98519
01/14/08	02/04/08	003249308	50560	66,480	52,420	14,060	21.1%	COPR	HORWITH	DJLX98519
01/14/08	02/04/08	003249309	50561	61,480	50,560	10,920	17.8%	COPR	HORWITH	DJLX98519
01/14/08	02/04/08	003249310	50562	43,820	49,820	(6,000)	-13.7%	COPR	HORWITH	DJLX98519
01/14/08	02/04/08	003249311	50563	58,700	52,320	6,380	10.9%	COPR	HORWITH	CITX300013
01/14/08	02/04/08	003249312	50564	67,280	51,500	15,780	23.5%	COPR	HORWITH	CITX300013
01/14/08	02/04/08	003249313	50565	66,860	52,300	14,560	21.8%	COPR	HORWITH	CITX300013
01/14/08	02/04/08	003249314	50566	59,640	50,580	9,060	15.2%	COPR	HORWITH	NRLX527551
01/14/08	02/04/08	003249315	50567	15,480	51,920	(36,440)	-235.4%	COPR	HORWITH	CITX300013
01/14/08	02/15/08	003249316	50568	57,760	49,540	8,220	14.2%	COPR	HORWITH	HLMX1052
01/14/08	02/15/08	003249317	50569	36,440	49,980	(13,540)	-37.2%	COPR	HORWITH	HLMX1052
01/14/08	02/15/08	003249318	50570	66,440	51,460	14,980	22.5%	COPR	HORWITH	HLMX1052
01/14/08	02/15/08	003249319	50571	36,420	49,160	(12,740)	-35.0%	COPR	HORWITH	HLMX1052
01/14/08	02/04/08	003249320	50572	67,800	49,660	18,140	26.8%	COPR	HORWITH	JTLX30162
01/14/08	02/04/08	003249321	50573	28,120	48,300	(20,180)	-71.8%	COPR	HORWITH	JTLX30162
01/14/08	02/04/08	003249322	50574	68,980	51,400	17,580	25.5%	COPR	HORWITH	JTLX30162
01/14/08	02/04/08	003249323	50575	28,120	49,120	(21,000)	-74.7%	COPR	HORWITH	JTLX30162
01/14/08	02/05/08	003249324	50576	62,160	52,060	10,100	16.2%	COPR	HORWITH	JTLX185
01/14/08	02/05/08	003249325	50577	68,180	50,680	17,500	25.7%	COPR	HORWITH	JTLX185
01/14/08	02/05/08	003249326	50578	31,080	50,700	(19,620)	-63.1%	COPR	HORWITH	JTLX185
01/14/08	02/05/08	003249327	50579	31,080	49,480	(18,400)	-59.2%	COPR	HORWITH	JTLX185
01/14/08	02/04/08	003249328	50580	24,640	49,540	(24,900)	-101.1%	COPR	HORWITH	NRLX526228
01/14/08	02/04/08	003249329	50581	66,820	50,140	16,680	25.0%	COPR	HORWITH	NRLX526228
01/14/08	02/04/08	003249330	50582	76,520	51,640	24,880	32.5%	COPR	HORWITH	NRLX526228
01/14/08	02/04/08	003249331	50583	29,240	51,540	(22,300)	-76.3%	COPR	HORWITH	HLMX1076
01/14/08	02/04/08	003249332	50584	31,320	48,640	(17,320)	-55.3%	COPR	HORWITH	NRLX526228
01/15/08	02/04/08	003249333	50585	47,340	51,080	(3,740)	-7.9%	COPR	HORWITH	NRLX526068
01/15/08	02/04/08	003249334	50586	63,300	50,980	12,320	19.5%	COPR	HORWITH	NRLX526068
01/15/08	02/04/08	003249335	50587	66,900	51,200	15,700	23.5%	COPR	HORWITH	NRLX526068
01/15/08	02/04/08	003249336	50588	23,940	48,020	(24,080)	-100.6%	COPR	HORWITH	NRLX526068
01/15/08	02/04/08	003249337	50589	28,780	50,460	(21,680)	-75.3%	COPR	HORWITH	HLMX1076
01/15/08	02/04/08	003249338	50590	31,780	49,100	(17,320)	-54.5%	COPR	HORWITH	HLMX1076
01/15/08	02/04/08	003249339	50591	114,020	52,100	61,920	54.3%	COPR	HORWITH	HLMX1076

Honeywell

HONEYWELL SA-7 USE HAZARDOUS WASTE TRACKING (2006)										
Date Shipped	Date of Return Manifest	State Manifest	Man. Doc #	Facilty Manifest Weight (lbs)	Estimated Weight (lbs)	Manifest - Estimate (lbs)	Manifest - Estimate (%)	Material	Transporter	RAILCAR #
01/15/08	02/04/08	003249340	50592	33,760	50,120	(16,360)	-48.5%	COPR	HORWITH	NRLX526183
01/15/08	02/04/08	003249341	50593	65,620	50,860	14,760	22.5%	COPR	HORWITH	NRLX526183
01/15/08	02/04/08	003249342	50594	66,700	49,120	17,580	26.4%	COPR	HORWITH	NRLX526183
01/15/08	02/04/08	003249343	50595	38,700	50,220	(11,520)	-29.8%	COPR	HORWITH	NRLX526183
01/15/08	02/04/08	003249344	50596	37,340	51,040	(13,700)	-36.7%	COPR	HORWITH	NRLX527600
01/15/08	02/04/08	003249345	50597	63,940	51,700	12,240	19.1%	COPR	HORWITH	NRLX527600
01/15/08	02/04/08	003249346	50598	66,180	49,480	16,700	25.2%	COPR	HORWITH	NRLX527600
01/15/08	02/04/08	003249347	50599	32,440	51,140	(18,700)	-57.6%	COPR	HORWITH	NRLX527600
01/15/08	02/04/08	003249348	50600	33,780	51,480	(17,700)	-52.4%	COPR	HORWITH	NRLX527459
01/15/08	02/04/08	003249349	50601	50,220	51,120	(900)	-1.8%	COPR	HORWITH	CHUX268
01/15/08	02/04/08	003249350	50602	74,640	50,640	24,000	32.2%	COPR	HORWITH	NRLX527459
01/15/08	02/04/08	003249351	50603	63,020	50,060	12,960	20.6%	COPR	HORWITH	NRLX527459
01/15/08	02/04/08	003249352	50604	25,960	51,380	(25,420)	-97.9%	COPR	HORWITH	NRLX527459
01/15/08	02/08/08	003249353	50605	66,420	50,340	16,080	24.2%	COPR	HORWITH	NRLX526048
01/15/08	02/08/08	003249354	50606	67,220	50,060	17,160	25.5%	COPR	HORWITH	NRLX526048
01/15/08	02/08/08	003249355	50607	54,100	52,060	2,040	3.8%	COPR	HORWITH	NRLX526048
01/15/08	02/08/08	003249356	50608	7,880	52,400	(44,520)	-565.0%	COPR	HORWITH	NRLX526048
01/15/08	02/08/08	003249357	50609	13,840	51,000	(37,160)	-268.5%	COPR	HORWITH	NRLX527484
01/15/08	02/08/08	003249358	50610	56,940	51,500	5,440	9.6%	COPR	HORWITH	NRLX527484
01/15/08	02/08/08	003249359	50611	66,640	49,440	17,200	25.8%	COPR	HORWITH	NRLX527484
01/15/08	02/08/08	003249360	50612	66,840	50,500	16,340	24.4%	COPR	HORWITH	NRLX527484
01/15/08	02/04/08	003249361	50613	49,320	50,500	(1,180)	-2.4%	COPR	HORWITH	NRLX526011
01/15/08	02/04/08	003249362	50614	65,140	51,340	13,800	21.2%	COPR	HORWITH	NRLX526011
01/15/08	02/04/08	003249363	50615	65,720	50,280	15,440	23.5%	COPR	HORWITH	NRLX526011
01/15/08	02/04/08	003249364	50616	20,280	50,220	(29,940)	-147.6%	COPR	HORWITH	NRLX526011
01/15/08	02/28/08	003249365	50617	10,240	50,340	(40,100)	-391.6%	COPR	HORWITH	JTLX30100
01/15/08	02/28/08	003249366	50618	57,540	49,540	8,000	13.9%	COPR	HORWITH	JTLX30100
01/15/08	02/28/08	003249367	50619	54,420	50,880	3,540	6.5%	COPR	HORWITH	JTLX30100
01/15/08	02/28/08	003249368	50620	77,840	51,580	26,260	33.7%	COPR	HORWITH	JTLX30100
01/15/08	02/04/08	003249369	50621	74,040	52,020	22,020	29.7%	COPR	HORWITH	CHUX268
01/15/08	02/04/08	003249370	50622	35,040	49,880	(14,840)	-42.4%	COPR	HORWITH	CHUX268
01/15/08	02/04/08	003249371	50623	35,040	49,800	(14,760)	-42.1%	COPR	HORWITH	CHUX268
01/15/08	02/04/08	003249372	50624	50,860	49,940	920	1.8%	COPR	HORWITH	CHUX103
01/15/08	02/04/08	003249373	50625	62,860	52,260	10,600	16.9%	COPR	HORWITH	CHUX103
01/15/08	02/04/08	003249374	50626	71,480	51,440	20,040	28.0%	COPR	HORWITH	CHUX103
01/15/08	02/04/08	003249375	50627	14,160	50,820	(36,660)	-258.9%	COPR	HORWITH	CHUX103
01/15/08	02/04/08	003249376	50628	46,240	50,360	(4,120)	-8.9%	COPR	HORWITH	CHUX286
01/15/08	02/04/08	003249377	50629	67,240	50,180	17,060	25.4%	COPR	HORWITH	CHUX286
01/15/08	02/04/08	003249378	50630	73,140	50,700	22,440	30.7%	COPR	HORWITH	CHUX286
01/15/08	02/04/08	003249379	50631	14,340	50,620	(36,280)	-253.0%	COPR	HORWITH	CHUX286
01/15/08	02/04/08	003249380	50632	48,780	48,620	160	0.3%	COPR	HORWITH	CEFX35800
01/15/08	02/04/08	003249381	50633	62,440	49,680	12,760	20.4%	COPR	HORWITH	CEFX35800
01/15/08	02/04/08	003249382	50634	70,320	51,120	19,200	27.3%	COPR	HORWITH	CEFX35800
01/15/08	02/04/08	003249383	50635	17,100	49,860	(32,760)	-191.6%	COPR	HORWITH	CEFX35800
01/15/08	02/04/08	003249384	50636	50,500	51,480	(980)	-1.9%	COPR	HORWITH	NRLX526049
01/15/08	02/04/08	003249385	50637	59,720	50,380	9,340	15.6%	COPR	HORWITH	NRLX526049
01/15/08	02/04/08	003249386	50638	74,500	50,760	23,740	31.9%	COPR	HORWITH	NRLX526049
01/15/08	02/04/08	003249387	50639	13,760	50,240	(36,480)	-265.1%	COPR	HORWITH	NRLX526049
01/15/08	02/04/08	003249388	50640	22,680	51,760	(29,080)	-128.2%	COPR	HORWITH	JTLX156
01/15/08	02/04/08	003249389	50641	66,200	51,840	14,360	21.7%	COPR	HORWITH	JTLX156
01/15/08	02/04/08	003249390	50642	56,520	51,440	5,080	9.0%	COPR	HORWITH	JTLX156
01/15/08	02/04/08	003249391	50643	56,680	50,160	6,520	11.5%	COPR	HORWITH	JTLX156
01/15/08	02/05/08	003249392	50644	66,920	48,000	18,920	28.3%	COPR	HORWITH	CITX300166
01/15/08	02/05/08	003249393	50645	63,760	50,820	12,940	20.3%	COPR	HORWITH	CITX300166
01/16/08	02/05/08	003249394	50646	45,100	50,760	(5,660)	-12.5%	COPR	HORWITH	CHUX258
01/16/08	02/05/08	003249395	50647	67,020	51,280	15,740	23.5%	COPR	HORWITH	CHUX258
01/16/08	02/05/08	003249396	50648	66,840	48,040	18,800	28.1%	COPR	HORWITH	CITX300146
01/16/08	02/05/08	003249397	50649	75,560	50,860	24,700	32.7%	COPR	HORWITH	CHUX258
01/16/08	02/05/08	003249398	50650	15,400	50,280	(34,880)	-226.5%	COPR	HORWITH	CHUX258
01/16/08	02/05/08	003249399	50651	42,620	50,380	(7,760)	-18.2%	COPR	HORWITH	CITX300146
01/16/08	02/05/08	003249400	50652	68,220	50,200	18,020	26.4%	COPR	HORWITH	CITX300146
01/16/08	02/05/08	003249401	50653	23,240	51,600	(28,360)	-122.0%	COPR	HORWITH	CITX300146
01/16/08	02/05/08	003249402	50654	32,300	50,100	(17,800)	-55.1%	COPR	HORWITH	CHUX319
01/16/08	02/05/08	003249403	50655	76,680	51,660	25,020	32.6%	COPR	HORWITH	CHUX319
01/16/08	02/05/08	003249404	50656	68,280	51,780	16,500	24.2%	COPR	HORWITH	CHUX319
01/16/08	02/05/08	003249405	50657	54,740	50,340	4,400	8.0%	COPR	HORWITH	CITX300166
01/16/08	02/05/08	003249406	50658	25,020	49,940	(24,920)	-99.6%	COPR	HORWITH	CHUX319
01/16/08	02/05/08	003249407	50659	68,180	51,720	16,460	24.1%	COPR	HORWITH	CEFX35835
01/16/08	02/05/08	003249408	50660	67,980	50,160	17,820	26.2%	COPR	HORWITH	CEFX35835
01/16/08	02/05/08	003249409	50661	31,940	50,620	(18,680)	-58.5%	COPR	HORWITH	CEFX35835
01/16/08	02/05/08	003249410	50662	31,940	51,340	(19,400)	-60.7%	COPR	HORWITH	CEFX35835
01/16/08	02/05/08	003249411	50663	51,520	49,700	1,820	3.5%	COPR	HORWITH	CITX300034
01/16/08	02/05/08	003249412	50664	77,520	51,020	26,500	34.2%	COPR	HORWITH	CITX300034
01/16/08	02/05/08	003249413	50665	38,520	48,300	(9,780)	-25.4%	COPR	HORWITH	CITX300034

Honeywell

HONEYWELL SA-7 USE HAZARDOUS WASTE TRACKING (2006)										
Date Shipped	Date of Return Manifest	State Manifest	Man. Doc #	Facilty Manifest Weight (lbs)	Estimated Weight (lbs)	Manifest - Estimate (lbs)	Manifest - Estimate (%)	Material	Transporter	RAILCAR #
01/16/08	02/05/08	003249414	50666	38,520	51,580	(13,060)	-33.9%	COPR	HORWITH	CITX300034
01/16/08	02/08/08	003249415	50667	39,320	52,420	(13,100)	-33.3%	COPR	HORWITH	JTLX30107
01/16/08	02/08/08	003249416	50668	66,620	51,740	14,880	22.3%	COPR	HORWITH	JTLX30107
01/16/08	02/08/08	003249417	50669	67,920	48,000	19,920	29.3%	COPR	HORWITH	JTLX30107
01/16/08	02/08/08	003249418	50670	41,360	51,680	(10,320)	-25.0%	COPR	HORWITH	JTLX30107
01/16/08	02/05/08	003249419	50671	13,080	49,720	(36,640)	-280.1%	COPR	HORWITH	JTLX30133
01/16/08	02/05/08	003249420	50672	66,800	50,240	16,560	24.8%	COPR	HORWITH	JTLX30133
01/16/08	02/05/08	003249421	50673	76,860	49,320	27,540	35.8%	COPR	HORWITH	JTLX30133
01/16/08	02/05/08	003249422	50674	37,760	50,980	(13,220)	-35.0%	COPR	HORWITH	JTLX30133
01/16/08	02/05/08	003249423	50675	13,440	49,360	(35,920)	-267.3%	COPR	HORWITH	CHUX235
01/16/08	02/05/08	003249424	50676	76,980	50,660	26,320	34.2%	COPR	HORWITH	CHUX235
01/16/08	02/05/08	003249425	50677	13,640	50,620	(36,980)	-271.1%	COPR	HORWITH	CITX300166
01/16/08	02/05/08	003249426	50678	67,340	50,180	17,160	25.5%	COPR	HORWITH	CHUX235
01/16/08	02/05/08	003249427	50679	44,600	50,660	(6,060)	-13.6%	COPR	HORWITH	CHUX235
01/16/08	02/08/08	003249428	50680	33,480	50,900	(17,420)	-52.0%	COPR	HORWITH	NRLX526102
01/16/08	02/08/08	003249429	50681	67,200	49,060	18,140	27.0%	COPR	HORWITH	NRLX526102
01/16/08	02/08/08	003249430	50682	67,380	50,460	16,920	25.1%	COPR	HORWITH	NRLX526102
01/16/08	02/08/08	003249431	50683	32,180	50,740	(18,560)	-57.7%	COPR	HORWITH	NRLX526102
01/16/08	02/08/08	003249432	50684	28,680	50,480	(21,800)	-76.0%	COPR	HORWITH	JTLX30114
01/16/08	02/08/08	003249433	50685	67,000	51,080	15,920	23.8%	COPR	HORWITH	JTLX30114
01/16/08	02/08/08	003249434	50686	73,600	50,160	23,440	31.8%	COPR	HORWITH	JTLX30114
01/16/08	02/08/08	003249435	50687	34,840	52,520	(17,680)	-50.7%	COPR	HORWITH	JTLX30114
01/16/08	02/05/08	003249436	50688	52,600	51,700	900	1.7%	COPR	HORWITH	NRLX527536
01/16/08	02/08/08	003249437	50689	55,600	50,420	5,180	9.3%	COPR	HORWITH	CHUX115
01/16/08	02/08/08	003249438	50690	26,340	51,680	(25,340)	-96.2%	COPR	HORWITH	CHUX115
01/16/08	02/08/08	003249439	50691	66,780	51,320	15,460	23.2%	COPR	HORWITH	CHUX115
01/16/08	02/08/08	003249440	50692	59,020	51,600	7,420	12.6%	COPR	HORWITH	CHUX115
01/16/08	02/05/08	003249441	50693	66,680	50,500	16,180	24.3%	COPR	HORWITH	NRLX527536
01/16/08	02/05/08	003249442	50694	54,180	51,000	3,180	5.9%	COPR	HORWITH	NRLX527536
01/16/08	02/05/08	003249443	50695	32,360	51,920	(19,560)	-60.4%	COPR	HORWITH	NRLX527536
01/16/08	02/05/08	003249444	50696	54,520	50,340	4,180	7.7%	COPR	HORWITH	JTLX30159
01/16/08	02/05/08	003249445	50697	66,560	49,740	16,820	25.3%	COPR	HORWITH	JTLX30159
01/16/08	02/05/08	003249446	50698	67,860	51,900	15,960	23.5%	COPR	HORWITH	JTLX30159
01/16/08	02/05/08	003249447	50699	13,160	49,660	(36,500)	-277.4%	COPR	HORWITH	JTLX30159
01/16/08	02/05/08	003249448	50700	16,660	51,100	(34,440)	-206.7%	COPR	HORWITH	CHUX284
01/16/08	02/05/08	003249449	50701	67,780	51,560	16,220	23.9%	COPR	HORWITH	CHUX284
01/16/08	02/05/08	003249450	50702	68,160	51,080	17,080	25.1%	COPR	HORWITH	CHUX284
01/16/08	02/05/08	003249451	50703	53,720	51,660	2,060	3.8%	COPR	HORWITH	CHUX284
01/16/08	02/15/08	003249452	50704	15,600	50,280	(34,680)	-222.3%	COPR	HORWITH	CITX300159
01/16/08	02/15/08	003249453	50705	65,980	49,880	16,100	24.4%	COPR	HORWITH	CITX300159
01/16/08	02/15/08	003249454	50706	74,060	50,460	23,600	31.9%	COPR	HORWITH	CITX300159
01/17/08	02/11/08	003249455	50707	43,000	50,260	(7,260)	-16.9%	COPR	HORWITH	CHUX312
01/17/08	02/11/08	003249456	50708	66,820	51,660	15,160	22.7%	COPR	HORWITH	CHUX312
01/17/08	02/11/08	003249457	50709	67,460	50,140	17,320	25.7%	COPR	HORWITH	CHUX312
01/17/08	02/11/08	003249458	50710	26,880	51,660	(24,780)	-92.2%	COPR	HORWITH	CHUX312
01/17/08	02/28/08	003249459	50711	67,660	50,580	17,080	25.2%	COPR	HORWITH	JTLX170
01/17/08	02/28/08	003249460	50712	67,980	52,080	15,900	23.4%	COPR	HORWITH	JTLX170
01/17/08	02/28/08	003249461	50713	66,800	51,420	15,380	23.0%	COPR	HORWITH	JTLX170
01/17/08	02/28/08	003249462	50714	6,880	51,660	(44,780)	-650.9%	COPR	HORWITH	JTLX170
01/17/08	02/11/08	003249463	50715	37,660	50,480	(12,820)	-34.0%	COPR	HORWITH	JTLX30110
01/17/08	02/11/08	003249464	50716	55,700	50,260	5,440	9.8%	COPR	HORWITH	JTLX30110
01/17/08	02/11/08	003249465	50717	65,900	50,400	15,500	23.5%	COPR	HORWITH	JTLX30110
01/17/08	02/11/08	003249466	50718	47,020	50,440	(3,420)	-7.3%	COPR	HORWITH	JTLX30110
01/17/08	02/11/08	003249467	50719	21,120	49,880	(28,760)	-136.2%	COPR	HORWITH	CEFX35246
01/17/08	02/11/08	003249468	50720	67,760	50,820	16,940	25.0%	COPR	HORWITH	CEFX35246
01/17/08	02/11/08	003249469	50721	50,280	51,740	(1,460)	-2.9%	COPR	HORWITH	CEFX35246
01/17/08	02/11/08	003249470	50722	63,280	50,460	12,820	20.3%	COPR	HORWITH	CEFX35246
01/17/08	02/11/08	003249471	50723	72,740	49,200	23,540	32.4%	COPR	HORWITH	CHUX295
01/17/08	02/11/08	003249472	50724	65,720	49,680	16,040	24.4%	COPR	HORWITH	CHUX295
01/17/08	02/11/08	003249473	50725	28,880	49,800	(20,920)	-72.4%	COPR	HORWITH	CHUX295
01/17/08	02/11/08	003249474	50726	28,880	48,580	(19,700)	-68.2%	COPR	HORWITH	CHUX295
01/17/08	02/11/08	003249475	50727	15,360	51,500	(36,140)	-235.3%	COPR	HORWITH	JTLX30113
01/17/08	02/11/08	003249476	50728	74,000	49,420	24,580	33.2%	COPR	HORWITH	JTLX30113
01/17/08	02/11/08	003249477	50729	65,200	48,000	17,200	26.4%	COPR	HORWITH	JTLX30113
01/17/08	02/11/08	003249478	50730	46,900	50,140	(3,240)	-6.9%	COPR	HORWITH	JTLX30113
01/17/08	02/11/08	003249479	50731	26,380	50,640	(24,260)	-92.0%	COPR	HORWITH	CHUX238
01/17/08	02/11/08	003249480	50732	65,940	51,880	14,060	21.3%	COPR	HORWITH	CHUX238
01/17/08	02/11/08	003249481	50733	75,100	51,500	23,600	31.4%	COPR	HORWITH	CHUX238
01/17/08	02/11/08	003249482	50734	39,540	50,160	(10,620)	-26.9%	COPR	HORWITH	CHUX238
01/17/08	02/11/08	003249483	50735	67,040	51,160	15,880	23.7%	COPR	HORWITH	CHUX104
01/17/08	02/11/08	003249484	50736	44,020	48,740	(4,720)	-10.7%	COPR	HORWITH	CHUX104
01/17/08	02/11/08	003249485	50737	67,340	51,380	15,960	23.7%	COPR	HORWITH	CHUX104
01/17/08	02/11/08	003249486	50738	24,560	49,600	(25,040)	-102.0%	COPR	HORWITH	CHUX104
01/17/08	02/15/08	003249487	50739	73,120	50,160	22,960	31.4%	COPR	HORWITH	JTLX127

Honeywell

HONEYWELL SA-7 USE HAZARDOUS WASTE TRACKING (2006)										
Date Shipped	Date of Return Manifest	State Manifest	Man. Doc #	Facilty Manifest Weight (lbs)	Estimated Weight (lbs)	Manifest - Estimate (lbs)	Manifest - Estimate (%)	Material	Transporter	RAILCAR #
01/17/08	02/15/08	003249488	50740	65,680	51,320	14,360	21.9%	COPR	HORWITH	JTLX127
01/17/08	02/15/08	003249489	50741	29,320	49,660	(20,340)	-69.4%	COPR	HORWITH	JTLX127
01/17/08	02/11/08	003249490	50742	64,760	48,680	16,080	24.8%	COPR	HORWITH	JTLX257
01/17/08	02/15/08	003249491	50743	29,320	50,640	(21,320)	-72.7%	COPR	HORWITH	JTLX127
01/17/08	02/11/08	003249492	50744	36,480	51,660	(15,180)	-41.6%	COPR	HORWITH	JTLX257
01/17/08	02/11/08	003249493	50745	74,380	50,160	24,220	32.6%	COPR	HORWITH	JTLX257
01/17/08	02/11/08	003249494	50746	40,480	50,960	(10,480)	-25.9%	COPR	HORWITH	CHUX230
01/17/08	02/11/08	003249495	50747	31,780	51,520	(19,740)	-62.1%	COPR	HORWITH	JTLX257
01/17/08	02/11/08	003249496	50748	67,540	52,120	15,420	22.8%	COPR	HORWITH	CHUX230
01/17/08	02/11/08	003249497	50749	65,580	49,760	15,820	24.1%	COPR	HORWITH	CHUX230
01/17/08	02/11/08	003249498	50750	30,600	50,720	(20,120)	-65.8%	COPR	HORWITH	CHUX230
01/17/08	02/11/08	003249499	50751	54,160	50,040	4,120	7.6%	COPR	HORWITH	JTLX260
01/17/08	02/11/08	003249500	50752	66,620	50,160	16,460	24.7%	COPR	HORWITH	JTLX260
01/17/08	02/11/08	003250006	50753	68,400	51,300	17,100	25.0%	COPR	HORWITH	JTLX260
01/17/08	02/15/08	003250007	50754	50,340	50,000	340	0.7%	COPR	HORWITH	CITX300159
01/17/08	02/11/08	003250008	50755	13,480	49,820	(36,340)	-269.6%	COPR	HORWITH	JTLX260
01/17/08	02/15/08	003250009	50756	73,160	51,720	21,440	29.3%	COPR	HORWITH	CHUX148
01/17/08	02/15/08	003250010	50757	66,340	50,820	15,520	23.4%	COPR	HORWITH	CHUX148
01/17/08	02/15/08	003250011	50758	36,600	51,360	(14,760)	-40.3%	COPR	HORWITH	CHUX148
01/17/08	02/15/08	003250012	50759	36,620	51,040	(14,420)	-39.4%	COPR	HORWITH	CHUX148
01/17/08	02/15/08	003250013	50760	72,840	51,000	21,840	30.0%	COPR	HORWITH	CHUX265
01/17/08	02/15/08	003250014	50761	65,380	50,840	14,540	22.2%	COPR	HORWITH	CHUX265
01/17/08	02/15/08	003250015	50762	32,800	50,560	(17,760)	-54.1%	COPR	HORWITH	CHUX265
01/17/08	02/15/08	003250016	50763	32,780	50,040	(17,260)	-52.7%	COPR	HORWITH	CHUX265
01/17/08	02/20/08	003250017	50764	67,300	51,800	15,500	23.0%	COPR	HORWITH	CEFX35240
01/17/08	02/20/08	003250018	50765	65,860	51,980	13,880	21.1%	COPR	HORWITH	CEFX35240
01/17/08	02/20/08	003250022	50766	32,720	52,020	(19,300)	-59.0%	COPR	HORWITH	CEFX35240
01/17/08	02/20/08	003250023	50767	32,700	51,340	(18,640)	-57.0%	COPR	HORWITH	CEFX35240
01/17/08	02/08/08	003250024	50768	67,700	49,540	18,160	26.8%	COPR	HORWITH	CHUX244
01/17/08	02/08/08	003250025	50769	68,220	50,880	17,340	25.4%	COPR	HORWITH	CHUX244
01/17/08	02/08/08	003250026	50770	33,540	48,300	(14,760)	-44.0%	COPR	HORWITH	CHUX244
01/18/08	02/08/08	003250027	50771	53,620	50,100	3,520	6.6%	COPR	HORWITH	MHFX5676
01/18/08	02/08/08	003250028	50772	74,580	48,400	26,180	35.1%	COPR	HORWITH	MHFX5676
01/18/08	02/08/08	003250029	50773	33,320	48,900	(15,580)	-46.8%	COPR	HORWITH	MHFX5676
01/18/08	02/08/08	003250030	50774	33,300	51,240	(17,940)	-53.9%	COPR	HORWITH	MHFX5676
01/18/08	02/11/08	003250031	50775	50,920	50,800	120	0.2%	COPR	HORWITH	CITX300153
01/18/08	02/11/08	003250032	50776	58,300	50,500	7,800	13.4%	COPR	HORWITH	CITX300153
01/18/08	02/11/08	003250033	50777	75,860	50,180	25,680	33.9%	COPR	HORWITH	CITX300153
01/18/08	02/11/08	003250034	50778	18,580	51,840	(33,260)	-179.0%	COPR	HORWITH	CITX300153
01/18/08	02/11/08	003250035	50779	53,720	50,440	3,280	6.1%	COPR	HORWITH	CITX300152
01/18/08	02/11/08	003250036	50780	65,420	50,240	15,180	23.2%	COPR	HORWITH	CITX300152
01/18/08	02/11/08	003250037	50781	53,960	51,080	2,880	5.3%	COPR	HORWITH	CITX300152
01/18/08	02/08/08	003250038	50782	74,100	51,440	22,660	30.6%	COPR	HORWITH	JTLX271
01/18/08	02/11/08	003250039	50783	27,700	50,720	(23,020)	-83.1%	COPR	HORWITH	CITX300152
01/18/08	02/08/08	003250040	50784	33,540	51,680	(18,140)	-54.1%	COPR	HORWITH	CHUX244
01/18/08	02/08/08	003250041	50785	68,260	50,540	17,720	26.0%	COPR	HORWITH	JTLX271
01/18/08	02/08/08	003250042	50786	31,360	51,620	(20,260)	-64.6%	COPR	HORWITH	JTLX271
01/18/08	02/08/08	003250043	50787	31,340	50,580	(19,240)	-61.4%	COPR	HORWITH	JTLX271
01/18/08	02/11/08	003250044	50788	12,720	50,780	(38,060)	-299.2%	COPR	HORWITH	NRLX526238
01/18/08	02/11/08	003250045	50789	73,900	50,500	23,400	31.7%	COPR	HORWITH	NRLX526238
01/18/08	02/11/08	003250046	50790	67,220	51,400	15,820	23.5%	COPR	HORWITH	NRLX526238
01/18/08	02/11/08	003250047	50791	49,900	51,520	(1,620)	-3.2%	COPR	HORWITH	NRLX526238
01/18/08	02/08/08	003250048	50792	6,200	50,220	(44,020)	-710.0%	COPR	HORWITH	HLMX1198
01/18/08	02/08/08	003250049	50793	68,420	50,660	17,760	26.0%	COPR	HORWITH	HLMX1198
01/18/08	02/08/08	003250050	50794	62,700	49,600	13,100	20.9%	COPR	HORWITH	HLMX1198
01/18/08	02/08/08	003250051	50795	67,640	50,420	17,220	25.5%	COPR	HORWITH	HLMX1198
01/18/08	02/08/08	003250052	50796	42,160	51,180	(9,020)	-21.4%	COPR	HORWITH	JTLX30141
01/18/08	02/08/08	003250053	50797	66,640	51,460	15,180	22.8%	COPR	HORWITH	JTLX30141
01/18/08	02/08/08	003250054	50798	74,220	51,180	23,040	31.0%	COPR	HORWITH	JTLX30141
01/18/08	02/08/08	003250055	50799	21,940	50,040	(28,100)	-128.1%	COPR	HORWITH	JTLX30141
01/18/08	02/08/08	003250056	50800	75,300	49,740	25,560	33.9%	COPR	HORWITH	JTLX30124
01/18/08	02/08/08	003250057	50801	75,200	51,740	23,460	31.2%	COPR	HORWITH	JTLX30124
01/18/08	02/08/08	003250058	50802	26,920	51,120	(24,200)	-89.9%	COPR	HORWITH	JTLX30124
01/18/08	02/08/08	003250059	50803	26,940	50,500	(23,560)	-87.5%	COPR	HORWITH	JTLX30124
01/18/08	02/08/08	003250060	50804	41,220	49,480	(8,260)	-20.0%	COPR	HORWITH	CHUX195
01/18/08	02/08/08	003250061	50805	67,040	51,060	15,980	23.8%	COPR	HORWITH	CHUX195
01/18/08	02/08/08	003250062	50806	75,900	50,520	25,380	33.4%	COPR	HORWITH	CHUX195
01/18/08	02/08/08	003250063	50807	21,920	51,320	(29,400)	-134.1%	COPR	HORWITH	CHUX195
01/18/08	02/08/08	003250064	50808	54,180	50,960	3,220	5.9%	COPR	HORWITH	CITX300107
01/18/08	02/08/08	003250065	50809	68,280	52,000	16,280	23.8%	COPR	HORWITH	CITX300107
01/18/08	02/08/08	003250066	50810	54,300	51,140	3,160	5.8%	COPR	HORWITH	CITX300107
01/18/08	02/08/08	003250067	50811	28,120	51,260	(23,140)	-82.3%	COPR	HORWITH	CITX300107
01/18/08	02/08/08	003250068	50812	58,500	52,160	6,340	10.8%	COPR	HORWITH	CHUX119
01/18/08	02/08/08	003250069	50813	69,040	52,360	16,680	24.2%	COPR	HORWITH	CHUX119

HONEYWELL SA-7 USE HAZARDOUS WASTE TRACKING (2006)										
Date Shipped	Date of Return Manifest	State Manifest	Man. Doc #	Facilty Manifest Weight (lbs)	Estimated Weight (lbs)	Manifest - Estimate (lbs)	Manifest - Estimate (%)	Material	Transporter	RAILCAR #
01/18/08	02/08/08	003250070	50814	65,620	51,020	14,600	22.2%	COPR	HORWITH	CHUX119
01/18/08	02/08/08	003250071	50815	13,540	49,680	(36,140)	-266.9%	COPR	HORWITH	CHUX119
01/18/08	02/08/08	003250072	50816	45,260	49,320	(4,060)	-9.0%	COPR	HORWITH	JTLX30132
01/18/08	02/08/08	003250073	50817	75,360	50,020	25,340	33.6%	COPR	HORWITH	JTLX30132
01/18/08	02/08/08	003250074	50818	37,840	50,360	(12,520)	-33.1%	COPR	HORWITH	JTLX30132
01/18/08	02/08/08	003250075	50819	37,820	50,200	(12,380)	-32.7%	COPR	HORWITH	JTLX30132
01/18/08	02/08/08	003250076	50820	38,020	50,780	(12,760)	-33.6%	COPR	HORWITH	CHUX264
01/18/08	02/08/08	003250077	50821	66,280	50,320	15,960	24.1%	COPR	HORWITH	CHUX264
01/18/08	02/08/08	003250078	50822	75,280	50,320	24,960	33.2%	COPR	HORWITH	CHUX264
01/18/08	02/08/08	003250079	50823	21,300	50,580	(29,280)	-137.5%	COPR	HORWITH	CHUX264
01/18/08	02/08/08	003250080	50824	44,540	50,020	(5,480)	-12.3%	COPR	HORWITH	JTLX30130
01/18/08	02/08/08	003250081	50825	68,660	51,860	16,800	24.5%	COPR	HORWITH	JTLX30130
01/18/08	02/08/08	003250082	50826	63,460	50,000	13,460	21.2%	COPR	HORWITH	JTLX30130
01/18/08	02/08/08	003250083	50827	25,280	52,120	(26,840)	-106.2%	COPR	HORWITH	JTLX30130
01/18/08	02/08/08	003250084	50828	12,640	51,600	(38,960)	-308.2%	COPR	HORWITH	JTLX188
01/18/08	02/08/08	003250085	50829	75,840	48,920	26,920	35.5%	COPR	HORWITH	JTLX188
01/18/08	02/08/08	003250086	50830	75,260	50,020	25,240	33.5%	COPR	HORWITH	JTLX188
01/18/08	02/08/08	003250087	50831	38,000	49,160	(11,160)	-29.4%	COPR	HORWITH	JTLX188
01/21/08	02/20/08	003250089	50832	67,780	50,680	17,100	25.2%	COPR	HORWITH	CITX300016
01/21/08	02/20/08	003250090	50833	68,260	48,900	19,360	28.4%	COPR	HORWITH	CITX300016
01/21/08	02/20/08	003250091	50834	32,800	48,540	(15,740)	-48.0%	COPR	HORWITH	CITX300016
01/21/08	02/20/08	003250092	50835	32,800	50,180	(17,380)	-53.0%	COPR	HORWITH	CITX300016
01/21/08	02/20/08	003250093	50836	66,900	48,000	18,900	28.3%	COPR	HORWITH	CHUX208
01/21/08	02/20/08	003250094	50837	67,480	51,440	16,040	23.8%	COPR	HORWITH	CHUX208
01/21/08	02/20/08	003250096	50838	33,760	51,160	(17,400)	-51.5%	COPR	HORWITH	CHUX208
01/21/08	02/20/08	003250097	50839	33,760	49,600	(15,840)	-46.9%	COPR	HORWITH	CHUX208
01/21/08	02/20/08	003250098	50840	15,020	49,560	(34,540)	-230.0%	COPR	HORWITH	CHUX289
01/21/08	02/20/08	003250099	50841	76,000	50,180	25,820	34.0%	COPR	HORWITH	CHUX289
01/21/08	02/20/08	003250103	50842	66,200	49,160	17,040	25.7%	COPR	HORWITH	CHUX289
01/21/08	02/20/08	003250104	50843	40,300	50,360	(10,060)	-25.0%	COPR	HORWITH	CHUX289
01/21/08	02/20/08	003250105	50844	55,520	48,480	7,040	12.7%	COPR	HORWITH	MHFX5640
01/21/08	02/20/08	003250106	50845	75,720	48,580	27,140	35.8%	COPR	HORWITH	MHFX5640
01/21/08	02/20/08	003250107	50846	30,060	48,880	(18,820)	-62.6%	COPR	HORWITH	MHFX5640
01/21/08	02/20/08	003250108	50847	30,040	48,380	(18,340)	-61.1%	COPR	HORWITH	MHFX5640
01/21/08	02/20/08	003250109	50848	54,900	49,880	5,020	9.1%	COPR	HORWITH	CHUX173
01/21/08	02/20/08	003250110	50849	65,800	49,520	16,280	24.7%	COPR	HORWITH	CHUX173
01/21/08	02/20/08	003250111	50850	66,760	49,640	17,120	25.6%	COPR	HORWITH	CHUX173
01/21/08	02/20/08	003250112	50851	10,580	51,060	(40,480)	-382.6%	COPR	HORWITH	CHUX173
01/21/08	02/20/08	003250113	50852	65,200	50,560	14,640	22.5%	COPR	HORWITH	NDYX320320
01/21/08	02/20/08	003250114	50853	8,100	48,780	(40,680)	-502.2%	COPR	HORWITH	NDYX320320
01/21/08	02/11/08	003250115	50854	35,820	50,100	(14,280)	-39.9%	COPR	HORWITH	NRLX527852
01/21/08	02/20/08	003250116	50855	96,340	50,160	46,180	47.9%	COPR	HORWITH	NDYX320320
01/21/08	02/20/08	003250117	50856	23,680	52,180	(28,500)	-120.4%	COPR	HORWITH	NDYX320320
01/21/08	02/11/08	003250118	50857	74,340	50,900	23,440	31.5%	COPR	HORWITH	NRLX527852
01/21/08	02/11/08	003250119	50858	74,280	51,700	22,580	30.4%	COPR	HORWITH	NRLX527852
01/21/08	02/11/08	003250120	50859	17,240	51,460	(34,220)	-198.5%	COPR	HORWITH	NRLX527852
01/21/08	02/11/08	003250121	50860	49,100	51,280	(2,180)	-4.4%	COPR	HORWITH	NRLX527861
01/21/08	02/11/08	003250122	50861	65,820	51,380	14,440	21.9%	COPR	HORWITH	NRLX527861
01/21/08	02/11/08	003250123	50862	66,560	49,560	17,000	25.5%	COPR	HORWITH	NRLX527861
01/21/08	02/11/08	003250124	50863	19,820	49,500	(29,680)	-149.7%	COPR	HORWITH	NRLX527861
01/21/08	02/11/08	003250125	50864	41,820	50,900	(9,080)	-21.7%	COPR	HORWITH	CHUX305
01/21/08	02/11/08	003250126	50865	66,780	49,720	17,060	25.5%	COPR	HORWITH	CHUX305
01/21/08	02/11/08	003250127	50866	68,160	51,220	16,940	24.9%	COPR	HORWITH	CHUX305
01/21/08	02/11/08	003250128	50867	26,400	50,100	(23,700)	-89.8%	COPR	HORWITH	CHUX305
01/21/08	02/15/08	003250129	50868	74,900	50,200	24,700	33.0%	COPR	HORWITH	NRLX527823
01/21/08	02/15/08	003250130	50869	54,080	51,340	2,740	5.1%	COPR	HORWITH	NRLX527823
01/21/08	02/15/08	003250131	50870	67,600	52,040	15,560	23.0%	COPR	HORWITH	NRLX527823
01/21/08	02/15/08	003250132	50871	8,740	50,440	(41,700)	-477.1%	COPR	HORWITH	NRLX527823
01/21/08	02/28/08	003250133	50872	49,380	51,620	(2,240)	-4.5%	COPR	HORWITH	NRLX526562
01/21/08	02/28/08	003250134	50873	66,260	51,500	14,760	22.3%	COPR	HORWITH	NRLX526562
01/21/08	02/28/08	003250135	50874	68,280	49,840	18,440	27.0%	COPR	HORWITH	NRLX526562
01/21/08	02/15/08	003250136	50875	9,300	49,560	(40,260)	-432.9%	COPR	HORWITH	NRLX526562
01/21/08	02/28/08	003250137	50876	18,060	49,820	(31,760)	-175.9%	COPR	HORWITH	NRLX526562
01/21/08	02/15/08	003250138	50877	66,540	50,660	15,880	23.9%	COPR	HORWITH	NRLX526562
01/21/08	02/15/08	003250139	50878	67,800	48,020	19,780	29.2%	COPR	HORWITH	NRLX526562
01/21/08	02/15/08	003250140	50879	58,560	50,140	8,420	14.4%	COPR	HORWITH	NRLX526562
01/21/08	02/15/08	003250141	50880	9,740	49,820	(40,080)	-411.5%	COPR	HORWITH	CITX30026
01/21/08	02/15/08	003250142	50881	67,040	50,660	16,380	24.4%	COPR	HORWITH	CITX30026
01/21/08	02/15/08	003250143	50882	57,160	49,500	7,660	13.4%	COPR	HORWITH	CITX30026
01/21/08	02/15/08	003250144	50883	66,760	51,840	14,920	22.3%	COPR	HORWITH	CITX30026
01/21/08	02/15/08	003250145	50884	45,840	48,220	(2,380)	-5.2%	COPR	HORWITH	CITX300160
01/21/08	02/15/08	003250146	50885	35,500	49,540	(14,040)	-39.5%	COPR	HORWITH	CITX300160
01/21/08	02/15/08	003250147	50886	64,900	49,900	15,000	23.1%	COPR	HORWITH	CITX300160
01/21/08	02/15/08	003250148	50887	51,180	50,880	300	0.6%	COPR	HORWITH	CITX300160

Honeywell

HONEYWELL SA-7 USE HAZARDOUS WASTE TRACKING (2006)										
Date Shipped	Date of Return Manifest	State Manifest	Man. Doc #	Facilty Manifest Weight (lbs)	Estimated Weight (lbs)	Manifest - Estimate (lbs)	Manifest - Estimate (%)	Material	Transporter	RAILCAR #
01/21/08	02/15/08	003250149	50888	67,000	50,920	16,080	24.0%	COPR	HORWITH	JTLX30106
01/21/08	02/15/08	003250150	50889	62,320	49,300	13,020	20.9%	COPR	HORWITH	CHUX102
01/21/08	02/15/08	003250151	50890	67,600	49,240	18,360	27.2%	COPR	HORWITH	CHUX102
01/21/08	02/15/08	003250152	50891	48,860	49,280	(420)	-0.9%	COPR	HORWITH	CHUX102
01/21/08	02/15/08	003250153	50892	17,820	49,400	(31,580)	-177.2%	COPR	HORWITH	CHUX102
01/21/08	02/15/08	003250154	50893	12,480	49,640	(37,160)	-297.8%	COPR	HORWITH	JTLX30106
01/22/08	02/15/08	003250155	50894	76,260	50,040	26,220	34.4%	COPR	HORWITH	JTLX30106
01/22/08	02/15/08	003250156	50895	44,020	50,540	(6,520)	-14.8%	COPR	HORWITH	JTLX30106
01/22/08	02/15/08	003250157	50896	65,280	48,040	17,240	26.4%	COPR	HORWITH	JTLX30112
01/22/08	02/15/08	003250158	50897	7,960	50,820	(42,860)	-538.4%	COPR	HORWITH	JTLX30112
01/22/08	02/15/08	003250159	50898	16,020	50,100	(34,080)	-212.7%	COPR	HORWITH	DJLX98548
01/22/08	02/15/08	003250160	50899	65,180	50,440	14,740	22.6%	COPR	HORWITH	JTLX30112
01/22/08	02/15/08	003250161	50900	58,540	51,400	7,140	12.2%	COPR	HORWITH	JTLX30112
01/22/08	02/15/08	003250162	50901	65,840	51,720	14,120	21.4%	COPR	HORWITH	DJLX98548
01/22/08	02/15/08	003250163	50902	66,520	51,260	15,260	22.9%	COPR	HORWITH	DJLX98548
01/22/08	02/15/08	003250164	50903	58,440	51,980	6,460	11.1%	COPR	HORWITH	DJLX98548
01/22/08	02/15/08	003250165	50904	75,280	48,920	26,360	35.0%	COPR	HORWITH	NRLX527552
01/22/08	02/15/08	003250166	50905	76,760	52,260	24,500	31.9%	COPR	HORWITH	NRLX527552
01/22/08	02/15/08	003250167	50906	25,360	50,960	(25,600)	-100.9%	COPR	HORWITH	NRLX527552
01/22/08	02/15/08	003250168	50907	25,380	50,060	(24,680)	-97.2%	COPR	HORWITH	NRLX527552
01/22/08	02/15/08	003250169	50908	63,580	50,240	13,340	21.0%	COPR	HORWITH	CHUX306
01/22/08	02/15/08	003250170	50909	66,740	49,560	17,180	25.7%	COPR	HORWITH	CHUX306
01/22/08	02/15/08	003250171	50910	53,740	52,200	1,540	2.9%	COPR	HORWITH	CHUX306
01/22/08	02/15/08	003250172	50911	17,340	49,540	(32,200)	-185.7%	COPR	HORWITH	CHUX306
01/22/08	02/15/08	003250173	50912	54,900	51,820	3,080	5.6%	COPR	HORWITH	CHUX242
01/22/08	02/15/08	003250174	50913	65,680	51,940	13,740	20.9%	COPR	HORWITH	CHUX242
01/22/08	02/15/08	003250175	50914	38,240	48,580	(10,340)	-27.0%	COPR	HORWITH	CHUX242
01/22/08	02/15/08	003250176	50915	38,260	50,260	(12,000)	-31.4%	COPR	HORWITH	CHUX242
01/22/08	02/11/08	003250177	50916	67,360	51,900	15,460	23.0%	COPR	HORWITH	CHUX291
01/22/08	02/11/08	003250178	50917	74,560	49,060	25,500	34.2%	COPR	HORWITH	CHUX291
01/22/08	02/11/08	003250179	50918	28,100	50,000	(21,900)	-77.9%	COPR	HORWITH	CHUX291
01/22/08	02/11/08	003250180	50919	28,120	50,140	(22,020)	-78.3%	COPR	HORWITH	CHUX291
01/22/08	02/20/08	003250181	50920	19,400	49,480	(30,080)	-155.1%	COPR	HORWITH	CHUX170
01/22/08	02/20/08	003250182	50921	68,380	50,000	18,380	26.9%	COPR	HORWITH	CHUX170
01/22/08	02/20/08	003250183	50922	68,660	49,540	19,120	27.8%	COPR	HORWITH	CHUX170
01/22/08	02/20/08	003250184	50923	35,960	48,840	(12,880)	-35.8%	COPR	HORWITH	CHUX170
01/22/08	02/20/08	003250185	50924	68,660	50,420	18,240	26.6%	COPR	HORWITH	JTLX30167
01/22/08	02/11/08	003250186	50925	10,720	49,660	(38,940)	-363.2%	COPR	HORWITH	CEFX33400
01/22/08	02/11/08	003250187	50926	66,740	51,960	14,780	22.1%	COPR	HORWITH	CEFX33400
01/22/08	02/11/08	003250188	50927	67,820	48,720	19,100	28.2%	COPR	HORWITH	CEFX33400
01/22/08	02/11/08	003250189	50928	54,280	51,380	2,900	5.3%	COPR	HORWITH	CEFX33400
01/22/08	02/15/08	003250190	50929	76,020	50,420	25,600	33.7%	COPR	HORWITH	JTLX30148
01/22/08	02/15/08	003250191	50930	75,220	49,660	25,560	34.0%	COPR	HORWITH	JTLX30148
01/22/08	02/15/08	003250192	50931	27,020	50,780	(23,760)	-87.9%	COPR	HORWITH	JTLX30148
01/22/08	02/15/08	003250193	50932	27,040	50,700	(23,660)	-87.5%	COPR	HORWITH	JTLX30148
01/22/08	02/15/08	003250194	50933	43,320	51,460	(8,140)	-18.8%	COPR	HORWITH	NRLX526067
01/22/08	02/15/08	003250195	50934	76,180	51,700	24,480	32.1%	COPR	HORWITH	NRLX526067
01/22/08	02/15/08	003250196	50935	37,720	50,480	(12,760)	-33.8%	COPR	HORWITH	NRLX526067
01/22/08	02/15/08	003250197	50936	37,720	51,160	(13,440)	-35.6%	COPR	HORWITH	NRLX526067
01/22/08	02/15/08	003250198	50937	34,480	49,740	(15,260)	-44.3%	COPR	HORWITH	NRLX528057
01/22/08	02/15/08	003250199	50938	66,120	49,260	16,860	25.5%	COPR	HORWITH	NRLX528057
01/22/08	02/15/08	003250200	50939	24,360	51,620	(27,260)	-111.9%	COPR	HORWITH	NRLX528057
01/22/08	02/15/08	003250201	50940	75,580	50,340	25,240	33.4%	COPR	HORWITH	NRLX528057
01/22/08	02/15/08	003250202	50941	32,620	51,440	(18,820)	-57.7%	COPR	HORWITH	CITX300116
01/22/08	02/15/08	003250203	50942	75,580	50,780	24,800	32.8%	COPR	HORWITH	CITX300116
01/22/08	02/15/08	003250204	50943	65,960	52,240	13,720	20.8%	COPR	HORWITH	CITX300116
01/22/08	02/15/08	003250205	50944	30,560	51,880	(21,320)	-69.8%	COPR	HORWITH	CITX300116
01/22/08	02/15/08	003250206	50945	17,480	51,120	(33,640)	-192.4%	COPR	HORWITH	CITX30033
01/22/08	02/15/08	003250207	50946	66,160	50,080	16,080	24.3%	COPR	HORWITH	CITX30033
01/22/08	02/15/08	003250208	50947	74,860	49,900	24,960	33.3%	COPR	HORWITH	CITX30033
01/22/08	02/15/08	003250209	50948	41,500	48,000	(6,500)	-15.7%	COPR	HORWITH	CITX30033
01/22/08	02/20/08	003250210	50949	74,280	50,080	24,200	32.6%	COPR	HORWITH	JTLX30167
01/22/08	02/20/08	003250211	50950	23,740	49,180	(25,440)	-107.2%	COPR	HORWITH	JTLX30167
01/22/08	02/20/08	003250212	50951	23,760	49,700	(25,940)	-109.2%	COPR	HORWITH	JTLX30167
01/22/08	02/20/08	003250213	50952	66,400	49,260	17,140	25.8%	COPR	HORWITH	CHUX279
01/22/08	02/20/08	003250214	50953	67,640	49,280	18,360	27.1%	COPR	HORWITH	CHUX279
01/22/08	02/20/08	003250215	50954	33,180	50,540	(17,360)	-52.3%	COPR	HORWITH	CHUX279
01/22/08	02/20/08	003250216	50955	33,180	48,000	(14,820)	-44.7%	COPR	HORWITH	CHUX279
01/23/08	02/20/08	003250217	50956	56,040	49,380	6,660	11.9%	COPR	HORWITH	CEFX32113
01/23/08	02/20/08	003250218	50957	34,100	50,800	(16,700)	-49.0%	COPR	HORWITH	CEFX32113
01/23/08	02/20/08	003250219	50958	67,280	49,640	17,640	26.2%	COPR	HORWITH	CEFX32113
01/23/08	02/20/08	003250220	50959	34,100	48,540	(14,440)	-42.3%	COPR	HORWITH	CEFX32113
01/23/08	02/20/08	003250221	50960	18,000	49,220	(31,220)	-173.4%	COPR	HORWITH	NRLX526646
01/23/08	02/20/08	003250222	50961	30,620	48,880	(18,260)	-59.6%	COPR	HORWITH	NRLX526646

Honeywell

HONEYWELL SA-7 USE HAZARDOUS WASTE TRACKING (2006)										
Date Shipped	Date of Return Manifest	State Manifest	Man. Doc #	Facilty Manifest Weight (lbs)	Estimated Weight (lbs)	Manifest - Estimate (lbs)	Manifest - Estimate (%)	Material	Transporter	RAILCAR #
01/23/08	02/20/08	003250223	50962	66,320	49,760	16,560	25.0%	COPR	HORWITH	NRLX526646
01/23/08	02/20/08	003250224	50963	86,720	51,180	35,540	41.0%	COPR	HORWITH	NRLX526646
01/23/08	02/20/08	003250225	50964	66,220	50,860	15,360	23.2%	COPR	HORWITH	CHUX198
01/23/08	02/20/08	003250226	50965	76,160	51,340	24,820	32.6%	COPR	HORWITH	CHUX198
01/23/08	02/20/08	003250227	50966	28,480	52,020	(23,540)	-82.7%	COPR	HORWITH	CHUX198
01/23/08	02/20/08	003250228	50967	28,500	51,160	(22,660)	-79.5%	COPR	HORWITH	CHUX198
01/23/08	02/20/08	003250229	50968	66,920	52,200	14,720	22.0%	COPR	HORWITH	JTLX30153
01/23/08	02/20/08	003250230	50969	67,400	50,400	17,000	25.2%	COPR	HORWITH	JTLX30153
01/23/08	02/20/08	003250231	50970	33,200	50,860	(17,660)	-53.2%	COPR	HORWITH	JTLX30153
01/23/08	02/20/08	003250232	50971	31,060	50,060	(19,000)	-61.2%	COPR	HORWITH	NRLX527077
01/23/08	02/20/08	003250233	50972	33,180	49,020	(15,840)	-47.7%	COPR	HORWITH	JTLX30153
01/23/08	02/20/08	003250234	50973	76,760	48,000	28,760	37.5%	COPR	HORWITH	NRLX527077
01/23/08	02/20/08	003250235	50974	25,780	48,080	(22,300)	-86.5%	COPR	HORWITH	NRLX528242
01/23/08	02/20/08	003250236	50975	75,060	48,920	26,140	34.8%	COPR	HORWITH	NRLX527077
01/23/08	02/20/08	003250237	50976	9,120	48,860	(39,740)	-435.7%	COPR	HORWITH	NRLX527077
01/23/08	02/20/08	003250238	50977	65,900	49,060	16,840	25.6%	COPR	HORWITH	NRLX528242
01/23/08	02/20/08	003250239	50978	66,980	49,100	17,880	26.7%	COPR	HORWITH	NRLX528242
01/23/08	02/20/08	003250240	50979	35,040	51,300	(16,260)	-46.4%	COPR	HORWITH	NRLX528242
01/23/08	02/15/08	003250241	50980	68,580	52,280	16,300	23.8%	COPR	HORWITH	NRLX526159
01/23/08	02/15/08	003250242	50981	68,560	52,220	16,340	23.8%	COPR	HORWITH	NRLX526159
01/23/08	02/15/08	003250243	50982	33,160	49,700	(16,540)	-49.9%	COPR	HORWITH	NRLX526159
01/23/08	02/15/08	003250244	50983	33,180	50,020	(16,840)	-50.8%	COPR	HORWITH	NRLX526159
01/23/08	02/15/08	003250245	50984	49,520	50,800	(1,280)	-2.6%	COPR	HORWITH	CHUX329
01/23/08	02/15/08	003250246	50985	60,760	50,380	10,380	17.1%	COPR	HORWITH	CHUX329
01/23/08	02/15/08	003250247	50986	66,420	48,380	18,040	27.2%	COPR	HORWITH	CHUX329
01/23/08	02/15/08	003250248	50987	21,360	50,280	(28,920)	-135.4%	COPR	HORWITH	CHUX329
01/23/08	02/15/08	003250249	50988	42,680	50,640	(7,960)	-18.7%	COPR	HORWITH	CHUX130
01/23/08	02/15/08	003250250	50989	74,280	50,300	23,980	32.3%	COPR	HORWITH	CHUX130
01/23/08	02/15/08	003250251	50990	67,840	51,680	16,160	23.8%	COPR	HORWITH	CHUX130
01/23/08	02/15/08	003250252	50991	16,500	51,160	(34,660)	-210.1%	COPR	HORWITH	CHUX130
01/23/08	02/15/08	003250253	50992	22,680	51,000	(28,320)	-124.9%	COPR	HORWITH	CHUX315
01/23/08	02/15/08	003250254	50993	76,340	50,600	25,740	33.7%	COPR	HORWITH	CHUX315
01/23/08	02/15/08	003250255	50994	67,100	50,580	16,520	24.6%	COPR	HORWITH	CHUX315
01/23/08	02/15/08	003250256	50995	33,540	50,820	(17,280)	-51.5%	COPR	HORWITH	CHUX315
01/23/08	03/07/08	003250257	50996	67,740	51,420	16,320	24.1%	COPR	HORWITH	JTLX30151
01/23/08	03/07/08	003250258	50997	37,420	50,780	(13,360)	-35.7%	COPR	HORWITH	JTLX30151
01/23/08	03/07/08	003250259	50998	68,580	52,460	16,120	23.5%	COPR	HORWITH	JTLX30151
01/23/08	03/07/08	000875852	50999	27,840	48,600	(20,760)	-74.6%	COPR	HORWITH	JTLX30151
01/23/08	02/20/08	000875853	51000	67,560	50,060	17,500	25.9%	COPR	HORWITH	CHUX243
01/23/08	02/20/08	000875854	51001	36,340	50,760	(14,420)	-39.7%	COPR	HORWITH	CHUX243
01/23/08	02/20/08	000875855	51002	75,320	51,320	24,000	31.9%	COPR	HORWITH	CHUX243
01/23/08	02/20/08	000875856	51003	25,560	51,020	(25,460)	-99.6%	COPR	HORWITH	CHUX243
01/23/08	02/20/08	000875857	51004	49,620	52,220	(2,600)	-5.2%	COPR	HORWITH	CHUX149
01/23/08	02/20/08	003250274	51005	75,740	50,020	25,720	34.0%	COPR	HORWITH	CHUX149
01/23/08	02/20/08	003250275	51006	65,880	50,120	15,760	23.9%	COPR	HORWITH	CHUX149
01/23/08	02/20/08	003250276	51007	10,460	51,880	(41,420)	-396.0%	COPR	HORWITH	CHUX149
01/23/08	02/20/08	003250277	51008	45,480	50,540	(5,060)	-11.1%	COPR	HORWITH	CHUX187
01/23/08	02/20/08	003250278	51009	75,640	49,980	25,660	33.9%	COPR	HORWITH	CHUX187
01/23/08	02/15/08	003250279	51010	63,840	49,120	14,720	23.1%	COPR	HORWITH	CITX300110
01/23/08	02/15/08	003250280	51011	32,120	50,600	(18,480)	-57.5%	COPR	HORWITH	NRLX585505
01/23/08	02/15/08	003250281	51012	74,820	52,240	22,580	30.2%	COPR	HORWITH	CITX300110
01/23/08	02/15/08	003250282	51013	33,760	52,700	(18,940)	-56.1%	COPR	HORWITH	CITX300110
01/23/08	02/15/08	003250283	51014	33,780	50,760	(16,980)	-50.3%	COPR	HORWITH	CITX300110
01/23/08	02/15/08	003250284	51015	64,560	51,280	13,280	20.6%	COPR	HORWITH	NRLX585505
01/23/08	02/15/08	003250285	51016	67,820	49,240	18,580	27.4%	COPR	HORWITH	NRLX585505
01/23/08	02/15/08	003250286	51017	32,100	49,620	(17,520)	-54.6%	COPR	HORWITH	NRLX585505
01/24/08	02/20/08	003250293	51018	65,760	48,840	16,920	25.7%	COPR	HORWITH	CHUX187
01/24/08	02/20/08	003250294	51019	9,120	50,380	(41,260)	-452.4%	COPR	HORWITH	CHUX187
01/24/08	02/20/08	003250295	51020	49,280	50,460	(1,180)	-2.4%	COPR	HORWITH	JTLX30109
01/24/08	02/20/08	003250296	51021	66,700	51,700	15,000	22.5%	COPR	HORWITH	JTLX30109
01/24/08	02/20/08	003250297	51022	65,960	52,000	13,960	21.2%	COPR	HORWITH	JTLX30109
01/24/08	02/20/08	003250298	51023	19,480	52,100	(32,620)	-167.5%	COPR	HORWITH	JTLX30109
01/24/08	02/20/08	003250299	51024	26,320	52,180	(25,860)	-98.3%	COPR	HORWITH	JTLX94
01/24/08	02/20/08	003250300	51025	75,860	51,860	24,000	31.6%	COPR	HORWITH	JTLX94
01/24/08	02/20/08	003250301	51026	75,120	51,260	23,860	31.8%	COPR	HORWITH	JTLX94
01/24/08	02/20/08	003250302	51027	26,520	51,400	(24,880)	-93.8%	COPR	HORWITH	JTLX94
01/24/08	02/20/08	003250303	51028	20,500	50,040	(29,540)	-144.1%	COPR	HORWITH	CEFX35245
01/24/08	02/20/08	003250304	51029	24,840	51,240	(26,400)	-106.3%	COPR	HORWITH	NRLX528336
01/24/08	02/20/08	003250305	51030	74,860	51,340	23,520	31.4%	COPR	HORWITH	CEFX35799
01/24/08	02/20/08	003250306	51031	75,740	51,500	24,240	32.0%	COPR	HORWITH	NRLX528336
01/24/08	02/20/08	003250307	51032	65,860	49,900	15,960	24.2%	COPR	HORWITH	NRLX528336
01/24/08	02/20/08	003250308	51033	37,420	51,240	(13,820)	-36.9%	COPR	HORWITH	NRLX528336
01/24/08	02/20/08	003250309	51034	66,940	48,980	17,960	26.8%	COPR	HORWITH	CEFX35245
01/24/08	02/20/08	003250310	51035	66,200	49,260	16,940	25.6%	COPR	HORWITH	CEFX35245

Honeywell

HONEYWELL SA-7 USE HAZARDOUS WASTE TRACKING (2006)										
Date Shipped	Date of Return Manifest	State Manifest	Man. Doc #	Facilty Manifest Weight (lbs)	Estimated Weight (lbs)	Manifest - Estimate (lbs)	Manifest - Estimate (%)	Material	Transporter	RAILCAR #
01/24/08	02/20/08	003250311	51036	66,800	49,880	16,920	25.3%	COPR	HORWITH	CEFX35799
01/24/08	02/20/08	003250312	51037	8,080	48,580	(40,500)	-501.2%	COPR	HORWITH	CHUX290
01/24/08	02/20/08	003250313	51038	40,520	49,040	(8,520)	-21.0%	COPR	HORWITH	CEFX35245
01/24/08	02/20/08	003250314	51039	27,720	48,240	(20,520)	-74.0%	COPR	HORWITH	CEFX35799
01/24/08	02/20/08	003250315	51040	27,720	51,120	(23,400)	-84.4%	COPR	HORWITH	CEFX35799
01/24/08	02/20/08	003250316	51041	66,560	50,680	15,880	23.9%	COPR	HORWITH	CHUX290
01/24/08	02/20/08	003250317	51042	68,220	52,160	16,060	23.5%	COPR	HORWITH	CHUX290
01/24/08	02/20/08	003250318	51043	74,160	50,540	23,620	31.9%	COPR	HORWITH	JTLX30136
01/24/08	02/20/08	003250319	51044	57,300	51,660	5,640	9.8%	COPR	HORWITH	CHUX290
01/24/08	02/20/08	003250320	51045	66,600	50,340	16,260	24.4%	COPR	HORWITH	JTLX30136
01/24/08	02/20/08	003250321	51046	29,600	49,220	(19,620)	-66.3%	COPR	HORWITH	JTLX30136
01/24/08	02/20/08	003250322	51047	29,580	51,220	(21,640)	-73.2%	COPR	HORWITH	JTLX30136
01/24/08	02/20/08	003250323	51048	15,860	49,780	(33,920)	-213.9%	COPR	HORWITH	CHUX134
01/24/08	02/20/08	003250324	51049	37,940	49,820	(11,880)	-31.3%	COPR	HORWITH	JTLX30145
01/24/08	02/20/08	003250325	51050	66,180	49,020	17,160	25.9%	COPR	HORWITH	JTLX30145
01/24/08	02/20/08	003250326	51051	20,040	50,480	(30,440)	-151.9%	COPR	HORWITH	JTLX30146
01/24/08	02/20/08	003250327	51052	67,580	52,240	15,340	22.7%	COPR	HORWITH	JTLX30145
01/24/08	02/20/08	003250328	51053	27,860	51,360	(23,500)	-84.4%	COPR	HORWITH	JTLX30145
01/24/08	02/20/08	003250329	51054	75,080	49,480	25,600	34.1%	COPR	HORWITH	JTLX30146
01/24/08	02/20/08	003250330	51055	76,040	49,800	26,240	34.5%	COPR	HORWITH	JTLX30146
01/24/08	02/20/08	003250331	51056	20,060	48,000	(27,940)	-139.3%	COPR	HORWITH	JTLX30146
01/24/08	02/20/08	003250332	51057	10,700	49,700	(39,000)	-364.5%	COPR	HORWITH	CEFX33525
01/24/08	02/20/08	003250333	51058	65,180	51,620	13,560	20.8%	COPR	HORWITH	CEFX33525
01/24/08	02/20/08	003250334	51059	65,980	50,640	15,340	23.2%	COPR	HORWITH	CEFX33525
01/24/08	02/20/08	003250335	51060	59,660	48,720	10,940	18.3%	COPR	HORWITH	CEFX33525
01/24/08	02/20/08	003250336	51061	6,360	51,680	(45,320)	-712.6%	COPR	HORWITH	JTLX30150
01/24/08	02/20/08	003250337	51062	68,580	50,020	18,560	27.1%	COPR	HORWITH	JTLX30150
01/24/08	02/20/08	003250338	51063	68,340	48,420	19,920	29.1%	COPR	HORWITH	JTLX30150
01/24/08	02/20/08	003250339	51064	56,160	51,560	4,600	8.2%	COPR	HORWITH	JTLX30150
01/24/08	02/20/08	003250340	51065	69,140	50,240	18,900	27.3%	COPR	HORWITH	CHUX134
01/24/08	02/20/08	003250341	51066	67,240	51,180	16,060	23.9%	COPR	HORWITH	CHUX134
01/24/08	02/20/08	003250342	51067	47,900	50,460	(2,560)	-5.3%	COPR	HORWITH	CHUX134
01/24/08	02/20/08	003250343	51068	17,200	50,620	(33,420)	-194.3%	COPR	HORWITH	MHFX5688
01/24/08	02/20/08	003250344	51069	67,300	48,860	18,440	27.4%	COPR	HORWITH	MHFX5688
01/24/08	02/20/08	003250345	51070	75,220	50,340	24,880	33.1%	COPR	HORWITH	MHFX5688
01/24/08	02/20/08	003250346	51071	39,460	49,500	(10,040)	-25.4%	COPR	HORWITH	MHFX5688
01/24/08	02/20/08	003250347	51072	18,640	48,960	(30,320)	-162.7%	COPR	HORWITH	JTLX265
01/24/08	02/20/08	003250348	51073	67,500	50,880	16,620	24.6%	COPR	HORWITH	JTLX265
01/24/08	02/20/08	003250349	51074	65,080	50,220	14,860	22.8%	COPR	HORWITH	JTLX265
01/24/08	02/20/08	003250350	51075	48,980	52,060	(3,080)	-6.3%	COPR	HORWITH	JTLX265
01/24/08	03/14/08	003250351	51076	22,960	50,420	(27,460)	-119.6%	COPR	HORWITH	JTLX30137
01/24/08	03/14/08	003250352	51077	75,220	48,020	27,200	36.2%	COPR	HORWITH	JTLX30137
01/24/08	03/14/08	003250353	51078	76,960	49,340	27,620	35.9%	COPR	HORWITH	JTLX30137
01/24/08	03/14/08	003250354	51079	19,080	50,920	(31,840)	-166.9%	COPR	HORWITH	JTLX30137
01/25/08	02/28/08	003250355	51080	56,080	49,340	6,740	12.0%	COPR	HORWITH	JTLX57
01/25/08	02/28/08	003250356	51081	75,380	48,020	27,360	36.3%	COPR	HORWITH	JTLX57
01/25/08	02/28/08	003250357	51082	31,500	48,500	(17,000)	-54.0%	COPR	HORWITH	JTLX57
01/25/08	02/28/08	003250358	51083	31,500	50,420	(18,920)	-60.1%	COPR	HORWITH	JTLX57
01/25/08	03/07/08	003250359	51084	42,920	49,640	(6,720)	-15.7%	COPR	HORWITH	JTLX279
01/25/08	03/07/08	003250360	51085	67,180	50,140	17,040	25.4%	COPR	HORWITH	JTLX279
01/25/08	03/07/08	003250361	51086	68,440	52,000	16,440	24.0%	COPR	HORWITH	JTLX279
01/25/08	03/07/08	003250362	51087	15,700	49,460	(33,760)	-215.0%	COPR	HORWITH	JTLX279
01/25/08	02/28/08	003250363	51088	22,420	50,300	(27,880)	-124.4%	COPR	HORWITH	JTLX141
01/25/08	02/28/08	003250364	51089	73,100	48,000	25,100	34.3%	COPR	HORWITH	JTLX141
01/25/08	02/28/08	003250365	51090	73,620	48,140	25,480	34.6%	COPR	HORWITH	JTLX141
01/25/08	02/28/08	003250366	51091	22,420	51,340	(28,920)	-129.0%	COPR	HORWITH	JTLX141
01/25/08	02/28/08	003250367	51092	63,920	51,920	12,000	18.8%	COPR	HORWITH	CHUX294
01/25/08	02/28/08	003250368	51093	33,500	51,160	(17,660)	-52.7%	COPR	HORWITH	CHUX294
01/25/08	02/28/08	003250369	51094	72,960	51,320	21,640	29.7%	COPR	HORWITH	CHUX294
01/25/08	02/28/08	003250370	51095	33,520	50,700	(17,180)	-51.3%	COPR	HORWITH	CHUX294
01/25/08	02/28/08	003250371	51096	14,200	51,500	(37,300)	-262.7%	COPR	HORWITH	CITX300124
01/25/08	02/28/08	003250372	51097	67,600	49,640	17,960	26.6%	COPR	HORWITH	CITX300124
01/25/08	02/28/08	003250373	51098	36,060	49,420	(13,360)	-37.0%	COPR	HORWITH	CITX300124
01/25/08	02/28/08	003250374	51099	82,080	50,580	31,500	38.4%	COPR	HORWITH	CITX300124
01/25/08	03/14/08	003250375	51100	19,280	50,860	(31,580)	-163.8%	COPR	HORWITH	CHUX273
01/25/08	03/14/08	003250376	51101	65,420	49,640	15,780	24.1%	COPR	HORWITH	CHUX273
01/25/08	03/14/08	003250377	51102	66,880	50,820	16,060	24.0%	COPR	HORWITH	CHUX273
01/25/08	03/14/08	003250378	51103	49,560	50,960	(1,400)	-2.8%	COPR	HORWITH	CHUX273
01/25/08	03/12/08	003250379	51104	14,980	51,800	(36,820)	-245.8%	COPR	HORWITH	CEFX35243
01/25/08	03/12/08	003250380	51105	69,020	51,060	17,960	26.0%	COPR	HORWITH	CEFX35243
01/25/08	03/12/08	003250381	51106	68,540	51,340	17,200	25.1%	COPR	HORWITH	CEFX35243
01/25/08	03/12/08	003250382	51107	48,860	51,640	(2,780)	-5.7%	COPR	HORWITH	CEFX35243
01/25/08	03/14/08	003250383	51108	6,760	50,840	(44,080)	-652.1%	COPR	HORWITH	CHUX211
01/25/08	03/14/08	003250384	51109	76,240	49,860	26,380	34.6%	COPR	HORWITH	CHUX211

Honeywell

HONEYWELL SA-7 USE HAZARDOUS WASTE TRACKING (2006)										
Date Shipped	Date of Return Manifest	State Manifest	Man. Doc #	Facilty Manifest Weight (lbs)	Estimated Weight (lbs)	Manifest - Estimate (lbs)	Manifest - Estimate (%)	Material	Transporter	RAILCAR #
01/25/08	03/14/08	003250385	51110	67,580	49,360	18,220	27.0%	COPR	HORWITH	CHUX211
01/25/08	03/14/08	003250386	51111	47,180	48,720	(1,540)	-3.3%	COPR	HORWITH	CHUX211
01/25/08	02/28/08	003250387	51112	29,680	49,860	(20,180)	-68.0%	COPR	HORWITH	CITX300117
01/25/08	02/28/08	003250388	51113	68,360	49,100	19,260	28.2%	COPR	HORWITH	CITX300117
01/25/08	02/28/08	003250389	51114	68,580	50,480	18,100	26.4%	COPR	HORWITH	CITX300117
01/25/08	02/28/08	003250390	51115	17,880	49,560	(31,680)	-177.2%	COPR	HORWITH	CHUX196
01/25/08	02/28/08	003250391	51116	31,960	51,160	(19,200)	-60.1%	COPR	HORWITH	CITX300117
01/25/08	02/28/08	003250392	51117	77,220	51,280	25,940	33.6%	COPR	HORWITH	CHUX196
01/25/08	02/28/08	003250393	51118	69,080	51,040	18,040	26.1%	COPR	HORWITH	CHUX196
01/25/08	02/28/08	003250394	51119	39,360	51,140	(11,780)	-29.9%	COPR	HORWITH	CHUX196
01/25/08	02/28/08	003250395	51120	56,780	50,980	5,800	10.2%	COPR	HORWITH	CHUX144
01/25/08	02/28/08	003250396	51121	68,640	52,520	16,120	23.5%	COPR	HORWITH	CHUX144
01/25/08	02/28/08	003250397	51122	67,960	52,400	15,560	22.9%	COPR	HORWITH	CHUX144
01/25/08	02/28/08	003250398	51123	16,100	51,220	(35,120)	-218.1%	COPR	HORWITH	CHUX144
01/25/08	02/28/08	003250399	51124	60,560	49,680	10,880	18.0%	COPR	HORWITH	CHUX213
01/25/08	02/28/08	003250400	51125	69,200	49,940	19,260	27.8%	COPR	HORWITH	CHUX213
01/25/08	02/28/08	003250401	51126	33,380	49,620	(16,240)	-48.7%	COPR	HORWITH	CHUX213
01/25/08	02/28/08	003250402	51127	33,380	50,900	(17,520)	-52.5%	COPR	HORWITH	CHUX213
01/25/08	02/28/08	003250403	51128	41,200	49,240	(8,040)	-19.5%	COPR	HORWITH	NDYX320343
01/25/08	02/28/08	003250404	51129	63,920	49,500	14,420	22.6%	COPR	HORWITH	NDYX320343
01/25/08	02/28/08	003250405	51130	76,020	50,000	26,020	34.2%	COPR	HORWITH	NDYX320343
01/25/08	02/28/08	003250406	51131	15,100	51,580	(36,480)	-241.6%	COPR	HORWITH	NDYX320343
01/25/08	02/28/08	003250407	51132	53,500	51,900	1,600	3.0%	COPR	HORWITH	CHUX293
01/25/08	02/28/08	003250408	51133	68,800	51,460	17,340	25.2%	COPR	HORWITH	CHUX293
01/25/08	02/28/08	003250409	51134	69,000	50,420	18,580	26.9%	COPR	HORWITH	CHUX293
01/25/08	02/28/08	003250410	51135	11,640	51,320	(39,680)	-340.9%	COPR	HORWITH	CHUX293
01/25/08	02/28/08	003250411	51136	35,200	49,500	(14,300)	-40.6%	COPR	HORWITH	JTLX277
01/25/08	02/28/08	003250412	51137	68,160	52,160	16,000	23.5%	COPR	HORWITH	JTLX277
01/25/08	02/28/08	003250413	51138	55,280	50,900	4,380	7.9%	COPR	HORWITH	JTLX277
01/25/08	02/28/08	003250414	51139	48,360	52,320	(3,960)	-8.2%	COPR	HORWITH	JTLX277
01/25/08	02/28/08	003250415	51140	20,300	50,220	(29,920)	-147.4%	COPR	HORWITH	NRLX526087
01/25/08	02/28/08	003250416	51141	67,920	48,320	19,600	28.9%	COPR	HORWITH	NRLX526087
01/28/08	02/28/08	003250417	51142	68,480	50,460	18,020	26.3%	COPR	HORWITH	NRLX526087
01/28/08	02/28/08	003250418	51143	43,620	50,780	(7,160)	-16.4%	COPR	HORWITH	NRLX526087
01/28/08	02/28/08	003250419	51144	28,340	48,820	(20,480)	-72.3%	COPR	HORWITH	CHUX287
01/28/08	02/28/08	003250420	51145	69,400	50,840	18,560	26.7%	COPR	HORWITH	CHUX287
01/28/08	02/28/08	003250421	51146	55,360	50,500	4,860	8.8%	COPR	HORWITH	CHUX287
01/28/08	02/28/08	003250422	51147	47,380	50,080	(2,700)	-5.7%	COPR	HORWITH	CHUX287
01/28/08	02/28/08	003250423	51148	21,880	51,780	(29,900)	-136.7%	COPR	HORWITH	CITX300156
01/28/08	02/28/08	003250424	51149	64,380	51,000	13,380	20.8%	COPR	HORWITH	CITX300156
01/28/08	02/28/08	003250425	51150	67,680	49,800	17,880	26.4%	COPR	HORWITH	CITX300156
01/28/08	02/28/08	003250426	51151	39,120	48,600	(9,480)	-24.2%	COPR	HORWITH	CITX300156
01/28/08	02/28/08	003250427	51152	76,520	48,760	27,760	36.3%	COPR	HORWITH	CHUX197
01/28/08	02/28/08	003250428	51153	69,400	49,800	19,600	28.2%	COPR	HORWITH	CHUX197
01/28/08	02/28/08	003250429	51154	23,240	48,040	(24,800)	-106.7%	COPR	HORWITH	CHUX197
01/28/08	02/28/08	003250430	51155	23,260	48,680	(25,420)	-109.3%	COPR	HORWITH	CHUX197
01/28/08	02/28/08	003250431	51156	38,200	49,560	(11,360)	-29.7%	COPR	HORWITH	CITX300168
01/28/08	02/28/08	003250432	51157	69,820	50,360	19,460	27.9%	COPR	HORWITH	CITX300168
01/28/08	02/28/08	003250433	51158	55,160	49,760	5,400	9.8%	COPR	HORWITH	CITX300168
01/28/08	02/28/08	003250434	51159	32,480	49,420	(16,940)	-52.2%	COPR	HORWITH	CITX300168
01/28/08	02/28/08	003250435	51160	27,800	51,800	(24,000)	-86.3%	COPR	HORWITH	CITX300112
01/28/08	02/28/08	003250436	51161	68,540	50,800	17,740	25.9%	COPR	HORWITH	CITX300112
01/28/08	02/28/08	003250437	51162	77,160	50,420	26,740	34.7%	COPR	HORWITH	CITX300112
01/28/08	02/28/08	003250438	51163	30,020	51,920	(21,900)	-73.0%	COPR	HORWITH	CITX300112
01/28/08	02/28/08	003250439	51164	23,040	51,500	(28,460)	-123.5%	COPR	HORWITH	NDYX320461
01/28/08	02/28/08	003250440	51165	76,820	51,960	24,860	32.4%	COPR	HORWITH	NDYX320461
01/28/08	02/28/08	003250441	51166	69,640	49,280	20,360	29.2%	COPR	HORWITH	NDYX320461
01/28/08	02/28/08	003250442	51167	38,380	52,060	(13,680)	-35.6%	COPR	HORWITH	NDYX320461
01/28/08	02/28/08	003250443	51168	30,940	50,960	(20,020)	-64.7%	COPR	HORWITH	CITX300104
01/28/08	02/28/08	003250444	51169	55,260	52,180	3,080	5.6%	COPR	HORWITH	CITX300104
01/28/08	02/28/08	003250445	51170	67,680	50,920	16,760	24.8%	COPR	HORWITH	CITX300104
01/28/08	02/28/08	003250446	51171	42,760	50,000	(7,240)	-16.9%	COPR	HORWITH	CITX300104
01/28/08	03/07/08	003250447	51172	24,520	51,680	(27,160)	-110.8%	COPR	HORWITH	JTLX30154
01/28/08	03/07/08	003250448	51173	67,120	48,820	18,300	27.3%	COPR	HORWITH	JTLX30154
01/28/08	03/07/08	003250449	51174	49,620	48,760	860	1.7%	COPR	HORWITH	JTLX30154
01/28/08	03/07/08	003250450	51175	49,260	48,440	820	1.7%	COPR	HORWITH	JTLX30154
01/28/08	02/28/08	003250451	51176	22,460	48,880	(26,420)	-117.6%	COPR	HORWITH	JTLX30165
01/28/08	02/28/08	003250452	51177	68,780	50,440	18,340	26.7%	COPR	HORWITH	JTLX30165
01/28/08	02/28/08	003250453	51178	67,360	51,300	16,060	23.8%	COPR	HORWITH	JTLX30165
01/28/08	02/28/08	003250454	51179	37,800	51,080	(13,280)	-35.1%	COPR	HORWITH	JTLX30165
01/28/08	03/07/08	003250455	51180	66,760	49,540	17,220	25.8%	COPR	HORWITH	CHUX124
01/28/08	03/07/08	003250456	51181	67,900	50,160	17,740	26.1%	COPR	HORWITH	CHUX124
01/28/08	03/07/08	003250457	51182	33,780	50,780	(17,000)	-50.3%	COPR	HORWITH	CHUX124
01/28/08	03/07/08	003250458	51183	33,780	51,820	(18,040)	-53.4%	COPR	HORWITH	CHUX124

HONEYWELL SA-7 USE HAZARDOUS WASTE TRACKING (2006)										
Date Shipped	Date of Return Manifest	State Manifest	Man. Doc #	Facilty Manifest Weight (lbs)	Estimated Weight (lbs)	Manifest - Estimate (lbs)	Manifest - Estimate (%)	Material	Transporter	RAILCAR #
01/28/08	02/28/08	003250459	51184	13,740	51,060	(37,320)	-271.6%	COPR	HORWITH	JTLX74
01/28/08	02/28/08	003250460	51185	68,340	51,300	17,040	24.9%	COPR	HORWITH	JTLX74
01/28/08	02/28/08	003250461	51186	67,880	52,760	15,120	22.3%	COPR	HORWITH	JTLX74
01/28/08	02/28/08	003250462	51187	58,080	52,500	5,580	9.6%	COPR	HORWITH	JTLX74
01/28/08	02/28/08	003250463	51188	68,020	50,500	17,520	25.8%	COPR	HORWITH	CHUX323
01/28/08	02/28/08	003250464	51189	73,720	51,400	22,320	30.3%	COPR	HORWITH	CHUX323
01/28/08	02/28/08	003250465	51190	27,500	48,980	(21,480)	-78.1%	COPR	HORWITH	CHUX323
01/28/08	02/28/08	003250466	51191	27,500	49,160	(21,660)	-78.8%	COPR	HORWITH	CHUX323
01/28/08	03/07/08	003250467	51192	75,840	50,340	25,500	33.6%	COPR	HORWITH	CHUX229
01/28/08	03/07/08	003250468	51193	67,140	49,940	17,200	25.6%	COPR	HORWITH	CHUX229
01/28/08	03/07/08	003250469	51194	27,820	48,640	(20,820)	-74.8%	COPR	HORWITH	CHUX229
01/28/08	03/07/08	003250470	51195	27,820	50,140	(22,320)	-80.2%	COPR	HORWITH	CHUX229
01/28/08	03/07/08	003250471	51196	68,140	52,340	15,800	23.2%	COPR	HORWITH	CITX300101
01/28/08	03/07/08	003250472	51197	68,300	49,300	19,000	27.8%	COPR	HORWITH	CITX300101
01/28/08	03/07/08	003250473	51198	33,600	51,420	(17,820)	-53.0%	COPR	HORWITH	CITX300101
01/28/08	03/07/08	003250474	51199	33,600	51,020	(17,420)	-51.8%	COPR	HORWITH	CITX300101
01/28/08	03/26/08	003250475	51200	63,720	50,900	12,820	20.1%	COPR	HORWITH	JTLX30158
01/28/08	03/26/08	003250476	51201	54,900	49,500	5,400	9.8%	COPR	HORWITH	JTLX30158
01/28/08	03/26/08	003250477	51202	34,220	49,540	(15,320)	-44.8%	COPR	HORWITH	JTLX30158
01/28/08	03/26/08	003250478	51203	34,220	48,080	(13,860)	-40.5%	COPR	HORWITH	JTLX30158
01/29/08	03/26/08	003250479	51204	36,020	50,520	(14,500)	-40.3%	COPR	HORWITH	JTLX268
01/29/08	03/26/08	003250480	51205	75,000	49,000	26,000	34.7%	COPR	HORWITH	JTLX268
01/29/08	03/26/08	003250481	51206	67,540	48,260	19,280	28.5%	COPR	HORWITH	JTLX268
01/29/08	03/26/08	003250482	51207	20,140	51,640	(31,500)	-156.4%	COPR	HORWITH	JTLX268
01/29/08	02/28/08	003250483	51208	29,640	49,680	(20,040)	-67.6%	COPR	HORWITH	NDYX320329
01/29/08	02/28/08	003250484	51209	68,500	49,860	18,640	27.2%	COPR	HORWITH	NDYX320329
01/29/08	02/28/08	003250485	51210	64,440	50,740	13,700	21.3%	COPR	HORWITH	NDYX320329
01/29/08	02/28/08	003250486	51211	39,560	51,880	(12,320)	-31.1%	COPR	HORWITH	NDYX320329
01/29/08	02/28/08	003250487	51212	16,220	50,780	(34,560)	-213.1%	COPR	HORWITH	CITX300021
01/29/08	02/28/08	003250488	51213	73,800	52,200	21,600	29.3%	COPR	HORWITH	CITX300021
01/29/08	02/28/08	003250489	51214	73,220	48,940	24,280	33.2%	COPR	HORWITH	CITX300021
01/29/08	02/28/08	003250490	51215	37,720	50,480	(12,760)	-33.8%	COPR	HORWITH	CITX300021
01/29/08	03/14/08	003250491	51216	76,700	50,060	26,640	34.7%	COPR	HORWITH	CHUX333
01/29/08	03/14/08	003250492	51217	67,560	50,980	16,580	24.5%	COPR	HORWITH	CHUX333
01/29/08	03/14/08	003250493	51218	26,780	48,020	(21,240)	-79.3%	COPR	HORWITH	CHUX333
01/29/08	03/14/08	003250494	51219	26,780	48,000	(21,220)	-79.2%	COPR	HORWITH	CHUX333
01/29/08	03/14/08	003250495	51220	39,640	48,840	(9,200)	-23.2%	COPR	HORWITH	JTLX30166
01/29/08	03/14/08	003250496	51221	68,960	50,760	18,200	26.4%	COPR	HORWITH	JTLX30166
01/29/08	03/14/08	003250497	51222	68,560	49,860	18,700	27.3%	COPR	HORWITH	JTLX30166
01/29/08	03/14/08	003250498	51223	19,640	50,600	(30,960)	-157.6%	COPR	HORWITH	JTLX30166
01/29/08	02/28/08	003250499	51224	73,800	49,800	24,000	32.5%	COPR	HORWITH	JTLX254
01/29/08	02/28/08	003250500	51225	66,840	50,800	16,040	24.0%	COPR	HORWITH	JTLX254
01/29/08	02/28/08	003250511	51226	28,760	49,160	(20,400)	-70.9%	COPR	HORWITH	JTLX254
01/29/08	02/28/08	003250512	51227	28,760	52,220	(23,460)	-81.6%	COPR	HORWITH	JTLX254
01/29/08	03/14/08	003250513	51228	55,880	50,920	4,960	8.9%	COPR	HORWITH	CHUX257
01/29/08	03/14/08	003250514	51229	67,100	50,820	16,280	24.3%	COPR	HORWITH	CHUX257
01/29/08	03/14/08	003250515	51230	67,020	50,140	16,880	25.2%	COPR	HORWITH	CHUX257
01/29/08	02/28/08	003250516	51231	42,880	51,320	(8,440)	-19.7%	COPR	HORWITH	CHUX277
01/29/08	03/14/08	003250517	51232	6,080	51,180	(45,100)	-741.8%	COPR	HORWITH	CHUX257
01/29/08	02/28/08	003250518	51233	67,860	51,000	16,860	24.8%	COPR	HORWITH	CHUX277
01/29/08	02/28/08	003250519	51234	67,040	48,660	18,380	27.4%	COPR	HORWITH	CHUX277
01/29/08	02/28/08	003250520	51235	15,540	49,960	(34,420)	-221.5%	COPR	HORWITH	CHUX277
01/29/08	02/28/08	003250521	51236	72,300	48,620	23,680	32.8%	COPR	HORWITH	CHUX113
01/29/08	02/28/08	003250522	51237	73,660	48,060	25,600	34.8%	COPR	HORWITH	CHUX113
01/29/08	02/28/08	003250523	51238	35,180	50,100	(14,920)	-42.4%	COPR	HORWITH	CHUX113
01/29/08	02/28/08	003250524	51239	20,800	49,140	(28,340)	-136.3%	COPR	HORWITH	CHUX113
01/29/08	02/28/08	003250525	51240	57,140	51,100	6,040	10.6%	COPR	HORWITH	HLMX1274
01/29/08	02/28/08	003250526	51241	67,520	49,780	17,740	26.3%	COPR	HORWITH	HLMX1274
01/29/08	02/28/08	003250527	51242	36,760	49,360	(12,600)	-34.3%	COPR	HORWITH	HLMX1274
01/29/08	02/28/08	003250528	51243	36,760	49,960	(13,200)	-35.9%	COPR	HORWITH	HLMX1274
01/29/08	02/28/08	003250529	51244	67,260	50,480	16,780	24.9%	COPR	HORWITH	JTLX262
01/29/08	02/28/08	003250530	51245	45,840	51,260	(5,420)	-11.8%	COPR	HORWITH	JTLX262
01/29/08	02/28/08	003250531	51246	73,700	51,060	22,640	30.7%	COPR	HORWITH	JTLX262
01/29/08	02/28/08	003250532	51247	16,120	52,100	(35,980)	-223.2%	COPR	HORWITH	JTLX262
01/29/08	02/28/08	003250533	51248	24,160	51,580	(27,420)	-113.5%	COPR	HORWITH	JTLX236
01/29/08	02/28/08	003250534	51249	74,400	52,320	22,080	29.7%	COPR	HORWITH	JTLX236
01/29/08	02/28/08	003250535	51250	73,100	51,460	21,640	29.6%	COPR	HORWITH	JTLX236
01/29/08	02/28/08	003250536	51251	31,040	49,580	(18,540)	-59.7%	COPR	HORWITH	JTLX236
01/29/08	02/28/08	003250537	51252	49,200	50,660	(1,460)	-3.0%	COPR	HORWITH	NDYX320335
01/29/08	02/28/08	003250538	51253	66,720	51,940	14,780	22.2%	COPR	HORWITH	NDYX320335
01/29/08	02/28/08	003250539	51254	67,440	52,120	15,320	22.7%	COPR	HORWITH	NDYX320335
01/29/08	02/28/08	003250540	51255	27,480	49,840	(22,360)	-81.4%	COPR	HORWITH	CHUX133
01/29/08	02/28/08	003250541	51256	21,580	50,540	(28,960)	-134.2%	COPR	HORWITH	NDYX320335
01/29/08	02/28/08	003250542	51257	67,280	52,020	15,260	22.7%	COPR	HORWITH	CHUX133

HONEYWELL SA-7 USE HAZARDOUS WASTE TRACKING (2006)										
Date Shipped	Date of Return Manifest	State Manifest	Man. Doc #	Facilty Manifest Weight (lbs)	Estimated Weight (lbs)	Manifest - Estimate (lbs)	Manifest - Estimate (%)	Material	Transporter	RAILCAR #
01/29/08	02/28/08	003250543	51258	67,500	51,880	15,620	23.1%	COPR	HORWITH	CHUX133
01/29/08	02/28/08	003250544	51259	42,960	51,540	(8,580)	-20.0%	COPR	HORWITH	CHUX133
01/29/08	03/14/08	003250545	51260	61,380	51,080	10,300	16.8%	COPR	HORWITH	CEFX31068
01/29/08	03/14/08	003250546	51261	68,540	50,320	18,220	26.6%	COPR	HORWITH	CEFX31068
01/29/08	03/14/08	003250547	51262	55,600	50,760	4,840	8.7%	COPR	HORWITH	CEFX31068
01/29/08	03/14/08	003250548	51263	12,040	50,100	(38,060)	-316.1%	COPR	HORWITH	CEFX31068
01/29/08	02/28/08	003250549	51264	67,840	50,960	16,880	24.9%	COPR	HORWITH	CHUX143
01/29/08	02/28/08	003250550	51265	64,220	49,760	14,460	22.5%	COPR	HORWITH	CHUX143
01/30/08	02/28/08	003250552	51266	54,500	51,660	2,840	5.2%	COPR	HORWITH	CHUX143
01/30/08	02/28/08	003250553	51267	17,700	49,900	(32,200)	-181.9%	COPR	HORWITH	CHUX143
01/30/08	02/28/08	003250554	51268	38,640	48,800	(10,160)	-26.3%	COPR	HORWITH	NDYX320437
01/30/08	02/28/08	003250555	51269	76,440	51,300	25,140	32.9%	COPR	HORWITH	NDYX320437
01/30/08	02/28/08	003250556	51270	76,720	50,840	25,880	33.7%	COPR	HORWITH	NDYX320437
01/30/08	02/28/08	003250557	51271	13,260	50,400	(37,140)	-280.1%	COPR	HORWITH	NDYX320437
01/30/08	02/28/08	003250558	51272	15,200	50,580	(35,380)	-232.8%	COPR	HORWITH	JTLX30104
01/30/08	02/28/08	003250559	51273	75,120	49,280	25,840	34.4%	COPR	HORWITH	JTLX30104
01/30/08	02/28/08	003250560	51274	75,660	51,620	24,040	31.8%	COPR	HORWITH	JTLX30104
01/30/08	02/28/08	003250561	51275	30,760	50,540	(19,780)	-64.3%	COPR	HORWITH	JTLX30104
01/30/08	02/28/08	003250562	51276	18,200	51,280	(33,080)	-181.8%	COPR	HORWITH	CHUX263
01/30/08	02/28/08	003250563	51277	66,560	50,200	16,360	24.6%	COPR	HORWITH	CHUX263
01/30/08	02/28/08	003250564	51278	75,940	50,880	25,060	33.0%	COPR	HORWITH	CHUX263
01/30/08	02/28/08	003250565	51279	34,560	50,220	(15,660)	-45.3%	COPR	HORWITH	CHUX263
01/30/08	02/28/08	003250566	51280	75,740	52,220	23,520	31.1%	COPR	HORWITH	CHUX231
01/30/08	02/28/08	003250567	51281	66,240	50,520	15,720	23.7%	COPR	HORWITH	CHUX231
01/30/08	02/28/08	003250568	51282	30,400	50,900	(20,500)	-67.4%	COPR	HORWITH	CHUX231
01/30/08	02/28/08	003250569	51283	30,420	50,760	(20,340)	-66.9%	COPR	HORWITH	CHUX231
01/30/08	02/28/08	003250570	51284	68,260	48,500	19,760	28.9%	COPR	HORWITH	CITX300028
01/30/08	02/28/08	003250571	51285	66,680	50,060	16,620	24.9%	COPR	HORWITH	CITX300028
01/30/08	02/28/08	003250572	51286	28,820	50,180	(21,360)	-74.1%	COPR	HORWITH	CITX300028
01/30/08	02/28/08	003250573	51287	28,820	50,040	(21,220)	-73.6%	COPR	HORWITH	CITX300028
01/30/08	02/28/08	003250574	51288	9,380	51,680	(42,300)	-451.0%	COPR	HORWITH	CITX300041
01/30/08	02/28/08	003250575	51289	65,260	50,080	15,180	23.3%	COPR	HORWITH	CITX300041
01/30/08	02/28/08	003250576	51290	66,140	52,360	13,780	20.8%	COPR	HORWITH	CITX300041
01/30/08	02/28/08	003250577	51291	32,500	50,880	(18,380)	-56.6%	COPR	HORWITH	NRLX526227
01/30/08	02/28/08	003250578	51292	66,880	49,460	17,420	26.0%	COPR	HORWITH	CITX300041
01/30/08	02/28/08	003250579	51293	19,940	49,580	(29,640)	-148.6%	COPR	HORWITH	NRLX526227
01/30/08	02/28/08	003250580	51294	68,820	48,440	20,380	29.6%	COPR	HORWITH	NRLX526227
01/30/08	02/28/08	003250581	51295	68,140	48,860	19,280	28.3%	COPR	HORWITH	NRLX526227
01/30/08	02/28/08	003250582	51296	74,740	49,780	24,960	33.4%	COPR	HORWITH	CEFX35831
01/30/08	02/28/08	003250583	51297	67,400	49,640	17,760	26.4%	COPR	HORWITH	CEFX35831
01/30/08	02/28/08	003250588	51298	24,420	49,020	(24,600)	-100.7%	COPR	HORWITH	CEFX35831
01/30/08	02/28/08	003250589	51299	24,420	48,280	(23,860)	-97.7%	COPR	HORWITH	CEFX35831
01/30/08	03/20/08	003250590	51300	9,660	49,020	(39,360)	-407.5%	COPR	HORWITH	JTLX130
01/30/08	03/20/08	003250591	51301	67,880	48,760	19,120	28.2%	COPR	HORWITH	JTLX130
01/30/08	03/20/08	003250592	51302	66,300	52,380	13,920	21.0%	COPR	HORWITH	JTLX130
01/30/08	03/20/08	003250593	51303	54,920	50,220	4,700	8.6%	COPR	HORWITH	JTLX130
01/30/08	02/28/08	003250594	51304	36,100	49,120	(13,020)	-36.1%	COPR	HORWITH	JTLX30144
01/30/08	02/28/08	003250595	51305	65,860	50,000	15,860	24.1%	COPR	HORWITH	JTLX30144
01/30/08	02/28/08	003250596	51306	65,600	50,080	15,520	23.7%	COPR	HORWITH	JTLX30144
01/30/08	02/28/08	003250597	51307	30,320	52,220	(21,900)	-72.2%	COPR	HORWITH	JTLX30144
01/30/08	02/28/08	003250598	51308	50,400	49,360	1,040	2.1%	COPR	HORWITH	JTLX30143
01/30/08	02/28/08	003250599	51309	67,160	48,460	18,700	27.8%	COPR	HORWITH	JTLX30143
01/30/08	02/28/08	003250600	51310	75,020	49,560	25,460	33.9%	COPR	HORWITH	NRLX528356
01/30/08	02/28/08	003250601	51311	62,240	49,840	12,400	19.9%	COPR	HORWITH	JTLX30143
01/30/08	02/28/08	003250602	51312	13,300	48,020	(34,720)	-261.1%	COPR	HORWITH	JTLX30143
01/30/08	02/28/08	003250603	51313	55,100	52,220	2,880	5.2%	COPR	HORWITH	JTLX30157
01/30/08	02/28/08	003250604	51314	67,520	49,020	18,500	27.4%	COPR	HORWITH	JTLX30157
01/30/08	02/28/08	003250605	51315	34,680	48,000	(13,320)	-38.4%	COPR	HORWITH	JTLX30157
01/30/08	02/28/08	003250606	51316	34,680	48,080	(13,400)	-38.6%	COPR	HORWITH	JTLX30157
01/30/08	02/28/08	003250607	51317	12,840	49,680	(36,840)	-286.9%	COPR	HORWITH	NRLX528356
01/31/08	02/28/08	003250608	51318	35,160	48,640	(13,480)	-38.3%	COPR	HORWITH	CHUX180
01/31/08	02/28/08	003250609	51319	75,900	47,000	28,900	38.1%	COPR	HORWITH	CHUX180
01/31/08	03/12/08	003250610	51320	26,780	48,020	(21,240)	-79.3%	COPR	HORWITH	CHUX219
01/31/08	02/28/08	003250611	51321	65,920	51,340	14,580	22.1%	COPR	HORWITH	CHUX180
01/31/08	02/28/08	003250612	51322	19,700	49,300	(29,600)	-150.3%	COPR	HORWITH	CHUX180
01/31/08	03/12/08	003250613	51323	75,060	50,740	24,320	32.4%	COPR	HORWITH	CHUX219
01/31/08	03/12/08	003250614	51324	67,740	51,120	16,620	24.5%	COPR	HORWITH	CHUX219
01/31/08	03/12/08	003250615	51325	26,780	51,220	(24,440)	-91.3%	COPR	HORWITH	CHUX219
01/31/08	02/28/08	003250616	51326	65,240	49,420	15,820	24.2%	COPR	HORWITH	CITX300167
01/31/08	02/28/08	003250617	51327	65,860	50,120	15,740	23.9%	COPR	HORWITH	CITX300167
01/31/08	02/28/08	003250618	51328	34,240	50,860	(16,620)	-48.5%	COPR	HORWITH	CITX300167
01/31/08	02/28/08	003250619	51329	34,220	51,120	(16,900)	-49.4%	COPR	HORWITH	CITX300167
01/31/08	02/28/08	003250620	51330	48,960	51,400	(2,440)	-5.0%	COPR	HORWITH	JTLX240
01/31/08	02/28/08	003250621	51331	65,380	51,080	14,300	21.9%	COPR	HORWITH	JTLX240

Honeywell

HONEYWELL SA-7 USE HAZARDOUS WASTE TRACKING (2006)										
Date Shipped	Date of Return Manifest	State Manifest	Man. Doc #	Facilty Manifest Weight (lbs)	Estimated Weight (lbs)	Manifest - Estimate (lbs)	Manifest - Estimate (%)	Material	Transporter	RAILCAR #
01/31/08	02/28/08	003250622	51332	65,020	49,820	15,200	23.4%	COPR	HORWITH	JTLX240
01/31/08	02/28/08	003250623	51333	10,620	48,400	(37,780)	-355.7%	COPR	HORWITH	JTLX240
01/31/08	02/28/08	003250624	51334	37,920	49,900	(11,980)	-31.6%	COPR	HORWITH	CEFX35833
01/31/08	02/28/08	003250625	51335	48,520	50,120	(1,600)	-3.3%	COPR	HORWITH	CEFX35833
01/31/08	02/28/08	003250626	51336	65,780	48,220	17,560	26.7%	COPR	HORWITH	CEFX35833
01/31/08	02/28/08	003250627	51337	37,940	50,920	(12,980)	-34.2%	COPR	HORWITH	CEFX35833
01/31/08	02/20/08	003250628	51338	7,420	51,660	(44,240)	-596.2%	COPR	HORWITH	CITX300120
01/31/08	02/20/08	003250629	51339	67,160	50,820	16,340	24.3%	COPR	HORWITH	CITX300120
01/31/08	02/20/08	003250630	51340	63,760	49,840	13,920	21.8%	COPR	HORWITH	CITX300120
01/31/08	02/20/08	003250631	51341	66,820	49,860	16,960	25.4%	COPR	HORWITH	CITX300120
01/31/08	02/28/08	003250632	51342	59,720	50,140	9,580	16.0%	COPR	HORWITH	CITX300163
01/31/08	02/28/08	003250633	51343	66,300	50,160	16,140	24.3%	COPR	HORWITH	CITX300163
01/31/08	02/28/08	003250634	51344	33,800	51,020	(17,220)	-50.9%	COPR	HORWITH	CITX300163
01/31/08	02/28/08	003250635	51345	33,800	50,540	(16,740)	-49.5%	COPR	HORWITH	CITX300163
01/31/08	03/07/08	003250636	51346	67,380	50,380	17,000	25.2%	COPR	HORWITH	CHUX266
01/31/08	03/07/08	003250637	51347	68,360	50,700	17,660	25.8%	COPR	HORWITH	CHUX266
01/31/08	03/07/08	003250638	51348	27,340	50,900	(23,560)	-86.2%	COPR	HORWITH	CHUX266
01/31/08	03/07/08	003250639	51349	27,340	50,620	(23,280)	-85.1%	COPR	HORWITH	CHUX266
01/31/08	02/28/08	003250640	51350	75,820	50,100	25,720	33.9%	COPR	HORWITH	NRLX528356
01/31/08	02/20/08	003250641	51351	56,760	48,000	8,760	15.4%	COPR	HORWITH	CHUX322
01/31/08	02/28/08	003250642	51352	27,280	49,380	(22,100)	-81.0%	COPR	HORWITH	CHUX325
01/31/08	02/20/08	003250643	51353	68,020	49,960	18,060	26.6%	COPR	HORWITH	CHUX322
01/31/08	02/20/08	003250644	51354	30,000	48,600	(18,600)	-62.0%	COPR	HORWITH	CHUX322
01/31/08	02/20/08	003250645	51355	30,000	48,360	(18,360)	-61.2%	COPR	HORWITH	CHUX322
01/31/08	02/28/08	003250646	51356	35,600	50,980	(15,380)	-43.2%	COPR	HORWITH	CHUX325
01/31/08	02/28/08	003250647	51357	66,700	49,180	17,520	26.3%	COPR	HORWITH	CHUX325
01/31/08	02/28/08	003250648	51358	67,380	50,640	16,740	24.8%	COPR	HORWITH	CHUX325
01/31/08	02/28/08	003250649	51359	34,020	50,240	(16,220)	-47.7%	COPR	HORWITH	CHUX296
01/31/08	02/28/08	003250650	51360	67,500	50,360	17,140	25.4%	COPR	HORWITH	CHUX296
01/31/08	02/28/08	003250651	51361	59,640	49,120	10,520	17.6%	COPR	HORWITH	CHUX296
01/31/08	02/28/08	003250652	51362	34,000	49,980	(15,980)	-47.0%	COPR	HORWITH	CHUX296
01/31/08	02/28/08	003250653	51363	54,140	51,860	2,280	4.2%	COPR	HORWITH	CITX300162
01/31/08	02/28/08	003250654	51364	66,220	49,800	16,420	24.8%	COPR	HORWITH	CITX300162
01/31/08	02/28/08	003250655	51365	65,480	48,740	16,740	25.6%	COPR	HORWITH	CITX300162
01/31/08	02/28/08	003250656	51366	14,920	49,580	(34,660)	-232.3%	COPR	HORWITH	CITX300162
01/31/08	02/28/08	003250657	51367	30,740	50,140	(19,400)	-63.1%	COPR	HORWITH	NRLX528356
01/31/08	02/28/08	003250658	51368	54,320	50,580	3,740	6.9%	COPR	HORWITH	CEFX35248
01/31/08	02/28/08	003250659	51369	65,900	49,540	16,360	24.8%	COPR	HORWITH	CEFX35248
01/31/08	02/28/08	003250660	51370	75,460	50,640	24,820	32.9%	COPR	HORWITH	CEFX33484
01/31/08	02/28/08	003250661	51371	65,480	51,820	13,660	20.9%	COPR	HORWITH	CEFX33484
01/31/08	02/28/08	003250662	51372	31,360	50,560	(19,200)	-61.2%	COPR	HORWITH	CEFX33484
01/31/08	02/28/08	003250663	51373	31,360	51,200	(19,840)	-63.3%	COPR	HORWITH	CEFX33484
01/31/08	02/28/08	003250664	51374	56,780	50,080	6,700	11.8%	COPR	HORWITH	HLMX1102
01/31/08	02/28/08	003250665	51375	69,780	50,740	19,040	27.3%	COPR	HORWITH	HLMX1102
01/31/08	02/28/08	003250666	51376	67,640	52,060	15,580	23.0%	COPR	HORWITH	HLMX1102
01/31/08	02/28/08	003250667	51377	8,920	50,460	(41,540)	-465.7%	COPR	HORWITH	HLMX1102
01/31/08	02/28/08	003250668	51378	75,880	51,240	24,640	32.5%	COPR	HORWITH	CEFX35248
01/31/08	02/28/08	003250669	51379	10,820	51,000	(40,180)	-371.3%	COPR	HORWITH	CEFX35248
01/31/08	03/14/08	003250670	51380	64,200	51,140	13,060	20.3%	COPR	HORWITH	JTLX168
01/31/08	03/14/08	003250671	51381	68,000	49,700	18,300	26.9%	COPR	HORWITH	JTLX168
01/31/08	03/14/08	003250672	51382	34,220	48,860	(14,640)	-42.8%	COPR	HORWITH	JTLX168
01/31/08	03/14/08	003250673	51383	34,220	51,200	(16,980)	-49.6%	COPR	HORWITH	JTLX168

04/10/95	**SITE TONS (Month)**	**JAN SUB-TOTAL:**	69,118,760	69,599,640	(480,880)	-0.70%
04/10/95	**TONS (Site)**	**CUMULATIVE TOTAL:**	69,118,760	69,599,640	(480,880)	-0.70%
08/13/94	**TONS (Facility)**	**CUMULATIVE TOTAL:**	69,118,760	69,599,640	(480,880)	-0.70%

02/01/08	02/28/08	003250674	51384	48,620	50,200	(1,580)	-3.25%	COPR	HORWITH	JTLX239
02/01/08	02/28/08	003250675	51385	67,820	49,440	18,380	27.10%	COPR	HORWITH	JTLX239
02/01/08	02/28/08	003250676	51386	50,980	49,260	1,720	3.37%	COPR	HORWITH	JTLX239
02/01/08	02/28/08	003250677	51387	31,080	50,540	(19,460)	-62.6%	COPR	HORWITH	JTLX239
02/01/08	03/07/08	003250678	51388	10,840	49,260	(38,420)	-354.4%	COPR	HORWITH	CEFX33346
02/01/08	03/07/08	003250679	51389	78,120	48,580	29,540	37.8%	COPR	HORWITH	CEFX33346
02/01/08	03/07/08	003250680	51390	69,000	50,380	18,620	27.0%	COPR	HORWITH	CEFX33346
02/01/08	03/07/08	003250681	51391	39,220	49,980	(10,760)	-27.4%	COPR	HORWITH	CEFX33346
02/01/08	02/28/08	003250682	51392	42,140	49,860	(7,720)	-18.3%	COPR	HORWITH	JTLX30161
02/01/08	02/28/08	003250683	51393	69,440	51,720	17,720	25.5%	COPR	HORWITH	JTLX30161
02/01/08	02/28/08	003250684	51394	68,900	49,240	19,660	28.5%	COPR	HORWITH	JTLX30161
02/01/08	02/28/08	003250685	51395	20,840	51,680	(30,840)	-148.0%	COPR	HORWITH	JTLX30161
02/01/08	02/28/08	003250686	51396	72,880	48,040	24,840	34.1%	COPR	HORWITH	NRLX528376
02/01/08	02/28/08	003250687	51397	66,900	51,060	15,840	23.7%	COPR	HORWITH	NRLX528376
02/01/08	02/28/08	003250688	51398	28,480	50,720	(22,240)	-78.1%	COPR	HORWITH	NRLX528376
02/01/08	02/28/08	003250689	51399	28,480	48,560	(20,080)	-70.5%	COPR	HORWITH	NRLX528376
02/01/08	03/07/08	003250690	51400	68,740	48,760	19,980	29.1%	COPR	HORWITH	DJLX98504

HONEYWELL SA-7 USE HAZARDOUS WASTE TRACKING (2006)										
Date Shipped	Date of Return Manifest	State Manifest	Man. Doc #	Facilty Manifest Weight (lbs)	Estimated Weight (lbs)	Manifest - Estimate (lbs)	Manifest - Estimate (%)	Material	Transporter	RAILCAR #
02/01/08	03/07/08	003250691	51401	67,140	49,620	17,520	26.1%	COPR	HORWITH	DJLX98504
02/01/08	03/07/08	003250692	51402	28,480	50,520	(22,040)	-77.4%	COPR	HORWITH	DJLX98504
02/01/08	03/07/08	003250693	51403	28,480	50,580	(22,100)	-77.6%	COPR	HORWITH	DJLX98504
02/01/08	02/28/08	003250694	51404	7,760	50,000	(42,240)	-544.3%	COPR	HORWITH	CEFX33435
02/01/08	02/28/08	003250695	51405	76,300	51,580	24,720	32.4%	COPR	HORWITH	CEFX33435
02/01/08	02/28/08	003250696	51406	76,980	49,760	27,220	35.4%	COPR	HORWITH	CEFX33435
02/01/08	02/28/08	003250697	51407	38,860	49,120	(10,260)	-26.4%	COPR	HORWITH	CEFX33435
02/01/08	02/28/08	003250698	51408	18,760	50,300	(31,540)	-168.1%	COPR	HORWITH	NRLX526288
02/01/08	02/28/08	003250699	51409	76,860	51,280	25,580	33.3%	COPR	HORWITH	NRLX526288
02/01/08	02/28/08	003250700	51410	67,520	51,320	16,200	24.0%	COPR	HORWITH	NRLX526288
02/01/08	02/28/08	003250701	51411	38,640	50,280	(11,640)	-30.1%	COPR	HORWITH	NRLX526288
02/01/08	02/28/08	003250702	51412	17,120	51,780	(34,660)	-202.5%	COPR	HORWITH	JTLX166
02/01/08	02/28/08	003250703	51413	11,760	48,380	(36,620)	-311.4%	COPR	HORWITH	NRLX527564
02/01/08	02/28/08	003250704	51414	67,780	48,200	19,580	28.9%	COPR	HORWITH	NRLX527564
02/01/08	02/28/08	003250705	51415	66,100	50,380	15,720	23.8%	COPR	HORWITH	NRLX527564
02/01/08	02/28/08	003250706	51416	48,260	49,620	(1,360)	-2.8%	COPR	HORWITH	NRLX527564
02/01/08	03/07/08	003250707	51417	67,780	49,880	17,900	26.4%	COPR	HORWITH	NRLX526033
02/01/08	03/07/08	003250708	51418	55,100	50,420	4,680	8.5%	COPR	HORWITH	NRLX526033
02/01/08	03/07/08	003250709	51419	66,460	48,540	17,920	27.0%	COPR	HORWITH	NRLX526033
02/01/08	03/07/08	003250710	51420	11,720	50,500	(38,780)	-330.9%	COPR	HORWITH	NRLX526033
02/01/08	02/28/08	003250711	51421	64,780	50,260	14,520	22.4%	COPR	HORWITH	NRLX526160
02/01/08	02/28/08	003250712	51422	67,320	50,760	16,560	24.6%	COPR	HORWITH	NRLX526160
02/01/08	02/28/08	003250713	51423	34,980	51,180	(16,200)	-46.3%	COPR	HORWITH	NRLX526160
02/01/08	02/28/08	003250714	51424	34,960	50,980	(16,020)	-45.8%	COPR	HORWITH	NRLX526160
02/01/08	03/07/08	003250715	51425	69,480	49,780	19,700	28.4%	COPR	HORWITH	NRLX526207
02/01/08	03/07/08	003250716	51426	68,620	49,740	18,880	27.5%	COPR	HORWITH	NRLX526207
02/01/08	03/07/08	003250717	51427	28,580	50,640	(22,060)	-77.2%	COPR	HORWITH	NRLX526207
02/01/08	03/07/08	003250718	51428	28,600	49,300	(20,700)	-72.4%	COPR	HORWITH	NRLX526207
02/01/08	02/28/08	003250719	51429	66,080	50,620	15,460	23.4%	COPR	HORWITH	NRLX527465
02/01/08	02/28/08	003250720	51430	36,120	49,100	(12,980)	-35.9%	COPR	HORWITH	NRLX527465
02/01/08	02/28/08	003250721	51431	65,620	50,640	14,980	22.8%	COPR	HORWITH	NRLX527465
02/01/08	02/28/08	003250722	51432	30,120	48,600	(18,480)	-61.4%	COPR	HORWITH	NRLX527465
02/01/08	02/28/08	003250723	51433	12,900	49,260	(36,360)	-281.9%	COPR	HORWITH	NDYX320472
02/01/08	02/28/08	003250724	51434	66,780	49,600	17,180	25.7%	COPR	HORWITH	NDYX320472
02/01/08	02/28/08	003250725	51435	66,340	51,540	14,800	22.3%	COPR	HORWITH	NDYX320472
02/01/08	02/28/08	003250726	51436	53,560	50,360	3,200	6.0%	COPR	HORWITH	NDYX320472
02/01/08	02/28/08	003250727	51437	12,380	50,660	(38,280)	-309.2%	COPR	HORWITH	JTLX276
02/01/08	02/28/08	003250728	51438	54,340	51,340	3,000	5.5%	COPR	HORWITH	JTLX276
02/01/08	02/28/08	003250729	51439	36,820	51,360	(14,540)	-39.5%	COPR	HORWITH	JTLX276
02/01/08	02/28/08	003250730	51440	99,140	48,960	50,180	50.6%	COPR	HORWITH	JTLX276
02/01/08	02/28/08	003250731	51441	75,000	50,400	24,600	32.8%	COPR	HORWITH	NRLX527996
02/01/08	02/28/08	003250732	51442	75,860	51,620	24,240	32.0%	COPR	HORWITH	NRLX527996
02/01/08	02/28/08	003250733	51443	28,780	51,060	(22,280)	-77.4%	COPR	HORWITH	NRLX527996
02/01/08	02/28/08	003250734	51444	28,780	51,340	(22,560)	-78.4%	COPR	HORWITH	NRLX527996
02/01/08	02/28/08	003250735	51445	76,640	51,820	24,820	32.4%	COPR	HORWITH	NRLX526181
02/01/08	02/28/08	003250736	51446	40,580	50,460	(9,880)	-24.3%	COPR	HORWITH	NRLX526181
02/01/08	02/28/08	003250737	51447	67,300	50,100	17,200	25.6%	COPR	HORWITH	NRLX526181
02/01/08	02/28/08	003250738	51448	17,200	49,900	(32,700)	-190.1%	COPR	HORWITH	NRLX526181
02/04/08	03/07/08	003250740	51449	28,820	49,300	(20,480)	-71.1%	COPR	HORWITH	CHUX245
02/04/08	03/07/08	003250741	51450	67,520	49,800	17,720	26.2%	COPR	HORWITH	CHUX245
02/04/08	03/07/08	003250742	51451	68,920	48,560	20,360	29.5%	COPR	HORWITH	CHUX245
02/04/08	03/07/08	003250743	51452	34,280	51,500	(17,220)	-50.2%	COPR	HORWITH	CHUX245
02/04/08	02/28/08	003250744	51453	29,060	52,080	(23,020)	-79.2%	COPR	HORWITH	JTLX261
02/04/08	04/14/08	003250745	51454	27,480	50,600	(23,120)	-84.1%	COPR	HORWITH	CEFX31051
02/04/08	02/28/08	003250746	51455	68,240	49,840	18,400	27.0%	COPR	HORWITH	JTLX261
02/04/08	02/28/08	003250747	51456	67,060	50,840	16,220	24.2%	COPR	HORWITH	JTLX261
02/04/08	02/28/08	003250748	51457	39,800	50,040	(10,240)	-25.7%	COPR	HORWITH	JTLX261
02/04/08	04/14/08	003250749	51458	67,640	49,960	17,680	26.1%	COPR	HORWITH	CEFX31051
02/04/08	04/14/08	003250750	51459	66,940	48,820	18,120	27.1%	COPR	HORWITH	CEFX31051
02/04/08	04/14/08	003250751	51460	27,480	52,260	(24,780)	-90.2%	COPR	HORWITH	CEFX31051
02/04/08	03/20/08	003250752	51461	67,380	51,540	15,840	23.5%	COPR	HORWITH	JTLX30139
02/04/08	03/20/08	003250753	51462	77,060	50,860	26,200	34.0%	COPR	HORWITH	JTLX30139
02/04/08	03/20/08	003250754	51463	30,040	50,640	(20,600)	-68.6%	COPR	HORWITH	JTLX30139
02/04/08	03/20/08	003250755	51464	30,020	51,580	(21,560)	-71.8%	COPR	HORWITH	JTLX30139
02/04/08	02/28/08	003250756	51465	73,380	50,760	22,620	30.8%	COPR	HORWITH	JTLX166
02/04/08	02/28/08	003250757	51466	74,740	51,380	23,360	31.3%	COPR	HORWITH	JTLX166
02/04/08	02/28/08	003250758	51467	76,640	50,020	26,620	34.7%	COPR	HORWITH	CHUX212
02/04/08	02/28/08	003250759	51468	38,520	50,280	(11,760)	-30.5%	COPR	HORWITH	JTLX166
02/04/08	02/28/08	003250760	51469	67,200	51,180	16,020	23.8%	COPR	HORWITH	CHUX212
02/04/08	02/28/08	003250761	51470	28,640	48,880	(20,240)	-70.7%	COPR	HORWITH	CHUX212
02/04/08	02/28/08	003250762	51471	28,640	49,880	(21,240)	-74.2%	COPR	HORWITH	CHUX212
02/04/08	02/28/08	003250763	51472	67,620	49,840	17,780	26.3%	COPR	HORWITH	CHUX320
02/04/08	02/28/08	003250764	51473	67,320	49,960	17,360	25.8%	COPR	HORWITH	CHUX320
02/04/08	02/28/08	003250765	51474	30,480	48,000	(17,520)	-57.5%	COPR	HORWITH	CHUX320

HONEYWELL SA-7 USE HAZARDOUS WASTE TRACKING (2006)										
Date Shipped	Date of Return Manifest	State Manifest	Man. Doc #	Facilty Manifest Weight (lbs)	Estimated Weight (lbs)	Manifest - Estimate (lbs)	Manifest - Estimate (%)	Material	Transporter	RAILCAR #
02/04/08	02/28/08	003250766	51475	30,500	49,880	(19,380)	-63.5%	COPR	HORWITH	CHUX320
02/04/08	03/20/08	003250767	51476	37,160	51,880	(14,720)	-39.6%	COPR	HORWITH	CHUX221
02/04/08	03/20/08	003250768	51477	75,400	50,600	24,800	32.9%	COPR	HORWITH	CHUX221
02/04/08	03/20/08	003250769	51478	76,800	51,680	25,120	32.7%	COPR	HORWITH	CHUX221
02/04/08	03/20/08	003250770	51479	13,060	49,860	(36,800)	-281.8%	COPR	HORWITH	CHUX221
02/04/08	03/07/08	003250771	51480	5,160	50,640	(45,480)	-881.4%	COPR	HORWITH	JTLX177
02/04/08	03/07/08	003250772	51481	72,480	49,160	23,320	32.2%	COPR	HORWITH	JTLX177
02/04/08	03/07/08	003250773	51482	73,720	50,420	23,300	31.6%	COPR	HORWITH	JTLX177
02/04/08	03/07/08	003250774	51483	50,740	50,520	220	0.4%	COPR	HORWITH	JTLX177
02/04/08	03/20/08	003250775	51484	17,840	50,220	(32,380)	-181.5%	COPR	HORWITH	CITX300151
02/04/08	03/20/08	003250776	51485	67,680	51,540	16,140	23.8%	COPR	HORWITH	CITX300151
02/04/08	03/20/08	003250777	51486	67,100	51,280	15,820	23.6%	COPR	HORWITH	CITX300151
02/04/08	03/20/08	003250778	51487	51,740	50,500	1,240	2.4%	COPR	HORWITH	CITX300151
02/04/08	03/20/08	003250779	51488	63,780	50,340	13,440	21.1%	COPR	HORWITH	NDYX320344
02/04/08	03/20/08	003250780	51489	70,120	48,000	22,120	31.5%	COPR	HORWITH	NDYX320344
02/04/08	03/20/08	003250781	51490	33,820	50,640	(16,820)	-49.7%	COPR	HORWITH	NDYX320344
02/04/08	03/20/08	003250782	51491	33,800	51,000	(17,200)	-50.9%	COPR	HORWITH	NDYX320344
02/04/08	03/07/08	003250783	51492	13,060	49,780	(36,720)	-281.2%	COPR	HORWITH	NDYX320452
02/04/08	03/07/08	003250784	51493	67,820	49,420	18,400	27.1%	COPR	HORWITH	NDYX320452
02/04/08	03/07/08	003250785	51494	65,620	49,360	16,260	24.8%	COPR	HORWITH	NDYX320452
02/04/08	03/07/08	003250786	51495	51,720	50,040	1,680	3.2%	COPR	HORWITH	NDYX320452
02/04/08	03/12/08	003250787	51496	43,920	48,820	(4,900)	-11.2%	COPR	HORWITH	CHUX308
02/04/08	03/12/08	003250788	51497	67,760	49,780	17,980	26.5%	COPR	HORWITH	CHUX308
02/04/08	03/12/08	003250789	51498	73,180	49,660	23,520	32.1%	COPR	HORWITH	CHUX308
02/04/08	03/12/08	003250790	51499	17,440	50,360	(32,920)	-188.8%	COPR	HORWITH	CHUX308
02/04/08	03/07/08	003250791	51500	16,320	50,660	(34,340)	-210.4%	COPR	HORWITH	CHUX217
02/04/08	03/07/08	003250792	51501	64,380	50,200	14,180	22.0%	COPR	HORWITH	CHUX217
02/04/08	03/07/08	003250793	51502	52,080	49,360	2,720	5.2%	COPR	HORWITH	CHUX217
02/04/08	03/07/08	003250794	51503	68,720	50,400	18,320	26.7%	COPR	HORWITH	CHUX217
02/04/08	03/12/08	003250795	51504	73,520	52,060	21,460	29.2%	COPR	HORWITH	JTLX30103
02/04/08	03/12/08	003250796	51505	66,300	51,740	14,560	22.0%	COPR	HORWITH	JTLX30103
02/04/08	03/12/08	003250797	51506	33,440	50,800	(17,360)	-51.9%	COPR	HORWITH	JTLX30103
02/04/08	03/12/08	003250798	51507	33,460	52,080	(18,620)	-55.6%	COPR	HORWITH	JTLX30103
02/04/08	03/07/08	003250799	51508	36,920	50,040	(13,120)	-35.5%	COPR	HORWITH	NRLX585671
02/04/08	03/07/08	003250800	51509	67,180	50,980	16,200	24.1%	COPR	HORWITH	NRLX585671
02/04/08	03/07/08	003250801	51510	66,300	49,640	16,660	25.1%	COPR	HORWITH	NRLX585671
02/04/08	03/07/08	003250802	51511	23,640	49,900	(26,260)	-111.1%	COPR	HORWITH	NRLX585671
02/05/08	03/07/08	003250803	51512	27,100	49,660	(22,560)	-83.2%	COPR	HORWITH	JTLX30127
02/05/08	03/07/08	003250804	51513	72,200	49,600	22,600	31.3%	COPR	HORWITH	JTLX30127
02/05/08	03/07/08	003250805	51514	73,720	49,700	24,020	32.6%	COPR	HORWITH	JTLX30127
02/05/08	03/07/08	003250806	51515	30,200	51,160	(20,960)	-69.4%	COPR	HORWITH	JTLX30127
02/05/08	03/12/08	003250807	51516	5,980	51,340	(45,360)	-758.5%	COPR	HORWITH	JTLX30108
02/05/08	03/12/08	003250808	51517	74,280	48,880	25,400	34.2%	COPR	HORWITH	JTLX30108
02/05/08	03/12/08	003250809	51518	76,180	48,680	27,500	36.1%	COPR	HORWITH	JTLX30108
02/05/08	03/07/08	003250810	51519	66,580	49,920	16,660	25.0%	COPR	HORWITH	CITX300165
02/05/08	03/12/08	003250811	51520	40,960	50,580	(9,620)	-23.5%	COPR	HORWITH	JTLX30108
02/05/08	03/07/08	003250812	51521	12,300	51,880	(39,580)	-321.8%	COPR	HORWITH	JTLX232
02/05/08	03/07/08	003250813	51522	73,040	49,620	23,420	32.1%	COPR	HORWITH	JTLX232
02/05/08	03/07/08	003250814	51523	67,260	50,080	17,180	25.5%	COPR	HORWITH	JTLX232
02/05/08	03/07/08	003250815	51524	46,120	51,080	(4,960)	-10.8%	COPR	HORWITH	JTLX232
02/05/08	03/07/08	003250816	51525	67,180	49,420	17,760	26.4%	COPR	HORWITH	CITX300165
02/05/08	03/07/08	003250817	51526	73,400	50,000	23,400	31.9%	COPR	HORWITH	CHUX272
02/05/08	03/07/08	003250818	51527	28,020	49,100	(21,080)	-75.2%	COPR	HORWITH	CITX300165
02/05/08	03/07/08	003250819	51528	28,020	49,520	(21,500)	-76.7%	COPR	HORWITH	CITX300165
02/05/08	03/07/08	003250820	51529	67,560	49,280	18,280	27.1%	COPR	HORWITH	CHUX164
02/05/08	03/07/08	003250821	51530	33,420	50,900	(17,480)	-52.3%	COPR	HORWITH	CHUX164
02/05/08	03/07/08	003250822	51531	68,340	51,880	16,460	24.1%	COPR	HORWITH	CHUX164
02/05/08	03/07/08	003250823	51532	33,420	50,120	(16,700)	-50.0%	COPR	HORWITH	CHUX164
02/05/08	03/07/08	003250824	51533	51,880	50,440	1,440	2.8%	COPR	HORWITH	CHUX272
02/05/08	03/07/08	003250825	51534	36,740	51,760	(15,020)	-40.9%	COPR	HORWITH	CHUX272
02/05/08	03/07/08	003250826	51535	36,740	50,160	(13,420)	-36.5%	COPR	HORWITH	CHUX272
02/05/08	03/07/08	003250827	51536	34,140	50,380	(16,240)	-47.6%	COPR	HORWITH	CEFX35834
02/05/08	03/07/08	003250828	51537	55,300	51,580	3,720	6.7%	COPR	HORWITH	CEFX35834
02/05/08	03/07/08	003250829	51538	21,140	49,880	(28,740)	-136.0%	COPR	HORWITH	CEFX35834
02/05/08	03/07/08	003250830	51539	88,160	49,080	39,080	44.3%	COPR	HORWITH	CEFX35834
02/05/08	03/07/08	003250831	51540	36,320	50,900	(14,580)	-40.1%	COPR	HORWITH	CHUX314
02/05/08	03/07/08	003250832	51541	73,920	48,000	25,920	35.1%	COPR	HORWITH	CHUX314
02/05/08	03/07/08	003250833	51542	72,540	49,400	23,140	31.9%	COPR	HORWITH	CHUX314
02/05/08	03/07/08	003250834	51543	6,580	48,080	(41,500)	-630.7%	COPR	HORWITH	CHUX314
02/05/08	03/07/08	003250835	51544	29,600	48,100	(18,500)	-62.5%	COPR	HORWITH	JTLX30138
02/05/08	03/07/08	003250836	51545	68,860	50,380	18,480	26.8%	COPR	HORWITH	JTLX30138
02/05/08	03/07/08	003250837	51546	68,360	49,100	19,260	28.2%	COPR	HORWITH	JTLX30138
02/05/08	03/07/08	003250838	51547	27,940	52,180	(24,240)	-86.8%	COPR	HORWITH	JTLX30138
02/05/08	02/28/08	003250839	51548	68,620	52,300	16,320	23.8%	COPR	HORWITH	JTLX30115

Honeywell

HONEYWELL SA-7 USE HAZARDOUS WASTE TRACKING (2006)										
Date Shipped	Date of Return Manifest	State Manifest	Man. Doc #	Facilty Manifest Weight (lbs)	Estimated Weight (lbs)	Manifest - Estimate (lbs)	Manifest - Estimate (%)	Material	Transporter	RAILCAR #
02/05/08	02/28/08	003250840	51549	66,700	50,920	15,780	23.7%	COPR	HORWITH	JTLX30115
02/05/08	02/28/08	003250841	51550	32,380	51,820	(19,440)	-60.0%	COPR	HORWITH	JTLX30115
02/05/08	02/28/08	003250842	51551	32,380	50,180	(17,800)	-55.0%	COPR	HORWITH	JTLX30115
02/05/08	03/07/08	003250843	51552	73,860	50,700	23,160	31.4%	COPR	HORWITH	JTLX30160
02/05/08	03/07/08	003250844	51553	73,700	51,800	21,900	29.7%	COPR	HORWITH	JTLX30160
02/05/08	03/07/08	003250845	51554	33,660	51,300	(17,640)	-52.4%	COPR	HORWITH	JTLX30160
02/05/08	03/07/08	003250846	51555	33,660	50,900	(17,240)	-51.2%	COPR	HORWITH	JTLX30160
02/05/08	03/07/08	003250847	51556	53,500	51,980	1,520	2.8%	COPR	HORWITH	JTLX4058
02/05/08	03/07/08	003250848	51557	66,900	51,380	15,520	23.2%	COPR	HORWITH	JTLX4058
02/05/08	03/07/08	003250849	51558	36,560	51,260	(14,700)	-40.2%	COPR	HORWITH	JTLX4058
02/05/08	03/07/08	003250850	51559	36,560	52,120	(15,560)	-42.6%	COPR	HORWITH	JTLX4058
02/05/08	03/07/08	003250851	51560	66,480	49,840	16,640	25.0%	COPR	HORWITH	CEFX33342
02/05/08	03/07/08	003250852	51561	68,420	51,660	16,760	24.5%	COPR	HORWITH	CEFX33342
02/05/08	03/20/08	003250853	51562	66,740	50,040	16,700	25.0%	COPR	HORWITH	HLMX1293
02/05/08	03/07/08	003250854	51563	33,800	49,220	(15,420)	-45.6%	COPR	HORWITH	CEFX33342
02/05/08	03/07/08	003250855	51564	33,800	51,800	(18,000)	-53.3%	COPR	HORWITH	CEFX33342
02/05/08	03/20/08	003250856	51565	67,680	51,400	16,280	24.1%	COPR	HORWITH	HLMX1293
02/05/08	03/20/08	003250857	51566	67,940	51,660	16,280	24.0%	COPR	HORWITH	HLMX1293
02/05/08	03/20/08	003250858	51567	6,920	51,640	(44,720)	-646.2%	COPR	HORWITH	HLMX1293
02/05/08	03/07/08	003250859	51568	37,220	50,560	(13,340)	-35.8%	COPR	HORWITH	CITX300158
02/05/08	03/07/08	003250860	51569	68,500	52,380	16,120	23.5%	COPR	HORWITH	CITX300158
02/05/08	03/07/08	003250861	51570	67,120	52,220	14,900	22.2%	COPR	HORWITH	CITX300158
02/05/08	03/07/08	003250862	51571	32,220	50,200	(17,980)	-55.8%	COPR	HORWITH	CITX300158
02/05/08	03/14/08	003250863	51572	68,020	50,300	17,720	26.1%	COPR	HORWITH	CEFX33358
02/05/08	03/14/08	003250864	51573	42,040	50,120	(8,080)	-19.2%	COPR	HORWITH	CEFX33358
02/06/08	03/12/08	003250865	51574	75,860	49,920	25,940	34.2%	COPR	HORWITH	CHUX255
02/06/08	03/12/08	003250866	51575	66,900	50,080	16,820	25.1%	COPR	HORWITH	CHUX255
02/06/08	03/12/08	003250867	51576	29,340	50,680	(21,340)	-72.7%	COPR	HORWITH	CHUX255
02/06/08	03/12/08	003250868	51577	29,360	51,500	(22,140)	-75.4%	COPR	HORWITH	CHUX255
02/06/08	03/14/08	003250869	51578	75,360	51,240	24,120	32.0%	COPR	HORWITH	CEFX33358
02/06/08	03/14/08	003250870	51579	14,120	51,000	(36,880)	-261.2%	COPR	HORWITH	CEFX33358
02/06/08	03/14/08	003250871	51580	54,240	51,500	2,740	5.1%	COPR	HORWITH	CITX300128
02/06/08	03/14/08	003250872	51581	68,700	51,620	17,080	24.9%	COPR	HORWITH	CITX300128
02/06/08	03/14/08	003250873	51582	68,240	51,380	16,860	24.7%	COPR	HORWITH	CITX300128
02/06/08	03/14/08	003250874	51583	12,700	50,880	(38,180)	-300.6%	COPR	HORWITH	CITX300128
02/06/08	03/14/08	003250875	51584	8,100	51,000	(42,900)	-529.6%	COPR	HORWITH	CITX300164
02/06/08	03/14/08	003250876	51585	67,720	50,580	17,140	25.3%	COPR	HORWITH	CITX300164
02/06/08	03/14/08	003250877	51586	74,920	50,840	24,080	32.1%	COPR	HORWITH	CITX300164
02/06/08	03/14/08	003250878	51587	49,560	48,560	1,000	2.0%	COPR	HORWITH	CITX300164
02/06/08	03/12/08	003250879	51588	5,820	52,240	(46,420)	-797.6%	COPR	HORWITH	CEFX35849
02/06/08	03/12/08	003250880	51589	10,960	51,540	(40,580)	-370.3%	COPR	HORWITH	CEFX35849
02/06/08	03/12/08	003250881	51590	72,600	50,360	22,240	30.6%	COPR	HORWITH	CEFX35849
02/06/08	03/12/08	003250882	51591	118,020	51,460	66,560	56.4%	COPR	HORWITH	CEFX35849
02/06/08	03/12/08	003250883	51592	73,840	49,900	23,940	32.4%	COPR	HORWITH	CHUX192
02/06/08	03/12/08	003250884	51593	66,420	50,720	15,700	23.6%	COPR	HORWITH	CHUX192
02/06/08	03/12/08	003250885	51594	31,020	50,120	(19,100)	-61.6%	COPR	HORWITH	CHUX192
02/06/08	03/12/08	003250886	51595	63,160	49,240	13,920	22.0%	COPR	HORWITH	CEFX35244
02/06/08	03/12/08	003250887	51596	31,020	49,980	(18,960)	-61.1%	COPR	HORWITH	CHUX192
02/06/08	03/12/08	003250888	51597	67,100	50,140	16,960	25.3%	COPR	HORWITH	CEFX35244
02/06/08	03/12/08	003250889	51598	31,240	50,340	(19,100)	-61.1%	COPR	HORWITH	CEFX35244
02/06/08	03/12/08	003250890	51599	31,260	50,900	(19,640)	-62.8%	COPR	HORWITH	CEFX35244
02/06/08	04/14/08	003250891	51600	62,200	50,500	11,700	18.8%	COPR	HORWITH	JTLX30125
02/06/08	04/14/08	003250892	51601	68,480	51,260	17,220	25.1%	COPR	HORWITH	JTLX30125
02/06/08	04/14/08	003250893	51602	31,100	48,760	(17,660)	-56.8%	COPR	HORWITH	JTLX30125
02/06/08	04/14/08	003250894	51603	31,100	48,180	(17,080)	-54.9%	COPR	HORWITH	JTLX30125
02/06/08	03/20/08	003250895	51604	66,960	50,720	16,240	24.3%	COPR	HORWITH	NRLX526114
02/06/08	03/20/08	003250896	51605	67,500	49,580	17,920	26.5%	COPR	HORWITH	NRLX526114
02/06/08	03/20/08	003250897	51606	32,540	51,640	(19,100)	-58.7%	COPR	HORWITH	NRLX526114
02/06/08	03/20/08	003250898	51607	32,520	50,420	(17,900)	-55.0%	COPR	HORWITH	NRLX526114
02/06/08	03/20/08	003250899	51608	14,900	50,280	(35,380)	-237.4%	COPR	HORWITH	JTLX273
02/06/08	03/20/08	003250900	51609	65,740	52,340	13,400	20.4%	COPR	HORWITH	JTLX273
02/06/08	03/20/08	003250901	51610	54,800	51,260	3,540	6.5%	COPR	HORWITH	JTLX273
02/06/08	03/20/08	003250902	51611	67,600	52,320	15,280	22.6%	COPR	HORWITH	JTLX273
02/06/08	03/14/08	003250903	51612	61,520	51,740	9,780	15.9%	COPR	HORWITH	JTLX234
02/06/08	03/14/08	003250904	51613	68,260	52,260	16,000	23.4%	COPR	HORWITH	JTLX234
02/06/08	03/14/08	003250905	51614	54,960	50,200	4,760	8.7%	COPR	HORWITH	JTLX234
02/06/08	03/14/08	003250906	51615	12,280	52,420	(40,140)	-326.9%	COPR	HORWITH	JTLX234
02/06/08	03/14/08	003250907	51616	67,420	51,660	15,760	23.4%	COPR	HORWITH	NRLX526248
02/06/08	03/14/08	003250908	51617	54,680	51,060	3,620	6.6%	COPR	HORWITH	NRLX526248
02/06/08	03/14/08	003250909	51618	67,540	52,120	15,420	22.8%	COPR	HORWITH	NRLX526248
02/06/08	03/14/08	003250910	51619	6,080	51,140	(45,060)	-741.1%	COPR	HORWITH	NRLX526248
02/06/08	03/14/08	003250911	51620	52,400	51,740	660	1.3%	COPR	HORWITH	JTLX30156
02/06/08	03/14/08	003250912	51621	67,540	48,460	19,080	28.2%	COPR	HORWITH	JTLX30156
02/06/08	03/14/08	003250913	51622	64,980	51,880	13,100	20.2%	COPR	HORWITH	JTLX30156

Honeywell

HONEYWELL SA-7 USE HAZARDOUS WASTE TRACKING (2006)										
Date Shipped	Date of Return Manifest	State Manifest	Man. Doc #	Facilty Manifest Weight (lbs)	Estimated Weight (lbs)	Manifest - Estimate (lbs)	Manifest - Estimate (%)	Material	Transporter	RAILCAR #
02/06/08	03/14/08	003250914	51623	13,440	51,120	(37,680)	-280.4%	COPR	HORWITH	JTLX30156
02/06/08	03/20/08	003250915	51624	6,900	52,060	(45,160)	-654.5%	COPR	HORWITH	NRLX526064
02/06/08	03/20/08	003250916	51625	75,240	52,060	23,180	30.8%	COPR	HORWITH	NRLX526064
02/06/08	03/20/08	003250917	51626	69,740	50,420	19,320	27.7%	COPR	HORWITH	NRLX526064
02/06/08	03/20/08	003250918	51627	52,860	50,600	2,260	4.3%	COPR	HORWITH	NRLX526064
02/06/08	03/26/08	003250919	51628	49,320	50,920	(1,600)	-3.2%	COPR	HORWITH	CHUX259
02/06/08	03/26/08	003250920	51629	68,940	51,280	17,660	25.6%	COPR	HORWITH	CHUX259
02/06/08	03/26/08	003250921	51630	69,540	51,700	17,840	25.7%	COPR	HORWITH	CHUX259
02/06/08	03/12/08	003250922	51631	47,600	51,060	(3,460)	-7.3%	COPR	HORWITH	CHUX110
02/06/08	03/12/08	003250923	51632	75,740	50,740	25,000	33.0%	COPR	HORWITH	CHUX110
02/06/08	03/12/08	003250924	51633	37,860	51,360	(13,500)	-35.7%	COPR	HORWITH	CHUX110
02/06/08	03/12/08	003250925	51634	37,860	48,360	(10,500)	-27.7%	COPR	HORWITH	CHUX110
02/07/08	03/26/08	003250926	51635	14,640	50,100	(35,460)	-242.2%	COPR	HORWITH	CHUX259
02/07/08	03/26/08	003250927	51636	62,320	49,520	12,800	20.5%	COPR	HORWITH	CITX300105
02/07/08	03/26/08	003250928	51637	76,340	49,060	27,280	35.7%	COPR	HORWITH	CITX300105
02/07/08	03/26/08	003250929	51638	30,640	52,040	(21,400)	-69.8%	COPR	HORWITH	CITX300105
02/07/08	03/26/08	003250930	51639	30,640	51,100	(20,460)	-66.8%	COPR	HORWITH	CITX300105
02/07/08	03/26/08	003250931	51640	15,320	51,340	(36,020)	-235.1%	COPR	HORWITH	CHUX250
02/07/08	03/26/08	003250932	51641	75,900	51,020	24,880	32.8%	COPR	HORWITH	CHUX250
02/07/08	03/26/08	003250933	51642	67,020	50,740	16,280	24.3%	COPR	HORWITH	CHUX250
02/07/08	03/26/08	003250934	51643	45,800	51,240	(5,440)	-11.9%	COPR	HORWITH	CHUX250
02/07/08	03/26/08	003250935	51644	29,280	50,620	(21,340)	-72.9%	COPR	HORWITH	CHUX100
02/07/08	03/26/08	003250936	51645	74,700	50,040	24,660	33.0%	COPR	HORWITH	CHUX100
02/07/08	03/26/08	003250937	51646	75,180	49,500	25,680	34.2%	COPR	HORWITH	CHUX100
02/07/08	03/26/08	003250938	51647	19,600	49,820	(30,220)	-154.2%	COPR	HORWITH	CHUX100
02/07/08	03/26/08	003250939	51648	33,800	48,100	(14,300)	-42.3%	COPR	HORWITH	CHUX194
02/07/08	03/26/08	003250940	51649	68,880	49,980	18,900	27.4%	COPR	HORWITH	CHUX194
02/07/08	03/26/08	003250941	51650	65,820	51,940	13,880	21.1%	COPR	HORWITH	CHUX194
02/07/08	03/12/08	003250942	51651	26,900	51,420	(24,520)	-91.2%	COPR	HORWITH	NDYX320467
02/07/08	03/26/08	003250943	51652	28,740	50,360	(21,620)	-75.2%	COPR	HORWITH	CHUX194
02/07/08	03/12/08	003250944	51653	67,920	49,820	18,100	26.6%	COPR	HORWITH	NDYX320467
02/07/08	03/12/08	003250945	51654	66,840	51,300	15,540	23.2%	COPR	HORWITH	NDYX320467
02/07/08	03/12/08	003250946	51655	41,060	49,980	(8,920)	-21.7%	COPR	HORWITH	NDYX320467
02/07/08	03/14/08	003250947	51656	22,380	52,340	(29,960)	-133.9%	COPR	HORWITH	CHUX122
02/07/08	03/14/08	003250948	51657	19,280	49,780	(30,500)	-158.2%	COPR	HORWITH	CHUX122
02/07/08	03/14/08	003250949	51658	68,500	51,220	17,280	25.2%	COPR	HORWITH	CHUX122
02/07/08	03/14/08	003250950	51659	91,660	49,640	42,020	45.8%	COPR	HORWITH	CHUX122
02/07/08	03/12/08	003250951	51660	15,620	50,940	(35,320)	-226.1%	COPR	HORWITH	CHUX128
02/07/08	03/12/08	003250952	51661	74,000	49,060	24,940	33.7%	COPR	HORWITH	CHUX128
02/07/08	03/12/08	003250953	51662	75,580	51,640	23,940	31.7%	COPR	HORWITH	CHUX128
02/07/08	03/12/08	003250954	51663	34,020	52,200	(18,180)	-53.4%	COPR	HORWITH	CHUX128
02/07/08	03/14/08	003250955	51664	54,840	51,100	3,740	6.8%	COPR	HORWITH	CITX300023
02/07/08	03/14/08	003250956	51665	66,340	51,420	14,920	22.5%	COPR	HORWITH	CITX300023
02/07/08	03/14/08	003250957	51666	60,100	50,200	9,900	16.5%	COPR	HORWITH	CITX300023
02/07/08	03/14/08	003250958	51667	13,560	49,680	(36,120)	-266.4%	COPR	HORWITH	CITX300023
02/07/08	03/12/08	003250959	51668	22,200	48,000	(25,800)	-116.2%	COPR	HORWITH	CEFX33396
02/07/08	03/12/08	003250960	51669	66,800	51,920	14,880	22.3%	COPR	HORWITH	CEFX33396
02/07/08	03/12/08	003250961	51670	63,540	49,280	14,260	22.4%	COPR	HORWITH	CEFX33396
02/07/08	03/12/08	003250962	51671	35,680	48,760	(13,080)	-36.7%	COPR	HORWITH	CEFX33396
02/07/08	03/12/08	003250963	51672	33,220	50,700	(17,480)	-52.6%	COPR	HORWITH	NRLX526176
02/07/08	03/12/08	003250964	51673	66,100	50,380	15,720	23.8%	COPR	HORWITH	NRLX526176
02/07/08	03/12/08	003250965	51674	74,940	50,020	24,920	33.3%	COPR	HORWITH	NRLX526176
02/07/08	03/12/08	003250966	51675	19,440	49,220	(29,780)	-153.2%	COPR	HORWITH	NRLX526176
02/07/08	03/12/08	003250967	51676	34,040	51,700	(17,660)	-51.9%	COPR	HORWITH	JTLX175
02/07/08	03/12/08	003250968	51677	67,780	50,820	16,960	25.0%	COPR	HORWITH	JTLX175
02/07/08	03/12/08	003250969	51678	68,280	51,760	16,520	24.2%	COPR	HORWITH	JTLX175
02/07/08	03/12/08	003250970	51679	33,200	49,100	(15,900)	-47.9%	COPR	HORWITH	JTLX175
02/07/08	03/14/08	003250971	51680	67,100	50,520	16,580	24.7%	COPR	HORWITH	CEFX33385
02/07/08	03/14/08	003250972	51681	75,220	50,320	24,900	33.1%	COPR	HORWITH	CEFX33385
02/07/08	03/14/08	003250973	51682	27,380	49,560	(22,180)	-81.0%	COPR	HORWITH	CEFX33385
02/07/08	03/14/08	003250974	51683	27,400	49,140	(21,740)	-79.3%	COPR	HORWITH	CEFX33385
02/07/08	03/12/08	003250975	51684	39,940	51,620	(11,680)	-29.2%	COPR	HORWITH	JTLX30131
02/07/08	03/12/08	003250976	51685	67,620	49,380	18,240	27.0%	COPR	HORWITH	JTLX30131
02/07/08	03/12/08	003250977	51686	68,880	50,080	18,800	27.3%	COPR	HORWITH	JTLX30131
02/07/08	03/12/08	003250978	51687	22,860	49,760	(26,900)	-117.7%	COPR	HORWITH	JTLX30131
02/07/08	03/12/08	003250979	51688	27,740	49,300	(21,560)	-77.7%	COPR	HORWITH	NRLX526241
02/07/08	03/12/08	003250980	51689	17,540	50,800	(33,260)	-189.6%	COPR	HORWITH	NRLX526241
02/07/08	03/12/08	003250981	51690	76,640	49,720	26,920	35.1%	COPR	HORWITH	NRLX526241
02/07/08	03/12/08	003250982	51691	75,480	49,280	26,200	34.7%	COPR	HORWITH	NRLX526241
02/07/08	03/12/08	003250983	51692	44,400	49,520	(5,120)	-11.5%	COPR	HORWITH	CITX300141
02/07/08	03/12/08	003250984	51693	67,120	48,020	19,100	28.5%	COPR	HORWITH	CITX300141
02/07/08	03/12/08	003250985	51694	12,940	48,000	(35,060)	-270.9%	COPR	HORWITH	CITX300141
02/07/08	03/12/08	003250986	51695	66,840	48,300	18,540	27.7%	COPR	HORWITH	CITX300141
02/07/08	03/07/08	003250987	51696	68,140	47,320	20,820	30.6%	COPR	HORWITH	CHUX262

Honeywell

HONEYWELL SA-7 USE HAZARDOUS WASTE TRACKING (2006)										
Date Shipped	Date of Return Manifest	State Manifest	Man. Doc #	Facilty Manifest Weight (lbs)	Estimated Weight (lbs)	Manifest - Estimate (lbs)	Manifest - Estimate (%)	Material	Transporter	RAILCAR #
02/08/08	03/07/08	003250988	51697	54,700	50,120	4,580	8.4%	COPR	HORWITH	CHUX262
02/08/08	03/07/08	003250989	51698	34,200	49,660	(15,460)	-45.2%	COPR	HORWITH	CHUX262
02/08/08	03/07/08	003250990	51699	34,200	48,380	(14,180)	-41.5%	COPR	HORWITH	CHUX262
02/08/08	03/07/08	003250991	51700	64,560	48,220	16,340	25.3%	COPR	HORWITH	CEFX31067
02/08/08	03/07/08	003250992	51701	66,520	49,980	16,540	24.9%	COPR	HORWITH	CEFX31067
02/08/08	03/07/08	003250993	51702	54,980	48,940	6,040	11.0%	COPR	HORWITH	CEFX31067
02/08/08	03/07/08	003250994	51703	9,720	49,140	(39,420)	-405.6%	COPR	HORWITH	CEFX31067
02/08/08	03/07/08	003250995	51704	48,280	48,040	240	0.5%	COPR	HORWITH	CHUX313
02/08/08	03/07/08	003250996	51705	75,060	48,060	27,000	36.0%	COPR	HORWITH	CHUX313
02/08/08	03/07/08	003250997	51706	33,920	48,840	(14,920)	-44.0%	COPR	HORWITH	CHUX313
02/08/08	03/07/08	003250998	51707	33,920	49,800	(15,880)	-46.8%	COPR	HORWITH	CHUX313
02/08/08	03/26/08	003250999	51708	23,880	49,420	(25,540)	-107.0%	COPR	HORWITH	CHUX204
02/08/08	03/26/08	003251000	51709	67,840	50,460	17,380	25.6%	COPR	HORWITH	CHUX204
02/08/08	03/26/08	003251001	51710	68,480	51,580	16,900	24.7%	COPR	HORWITH	CHUX204
02/08/08	03/26/08	003251002	51711	44,760	51,020	(6,260)	-14.0%	COPR	HORWITH	CHUX204
02/08/08	03/07/08	003251003	51712	67,400	50,280	17,120	25.4%	COPR	HORWITH	CHUX226
02/08/08	03/07/08	003251004	51713	67,160	49,560	17,600	26.2%	COPR	HORWITH	CHUX226
02/08/08	03/07/08	003251005	51714	34,320	49,900	(15,580)	-45.4%	COPR	HORWITH	CHUX226
02/08/08	03/07/08	003251006	51715	34,320	50,120	(15,800)	-46.0%	COPR	HORWITH	CHUX226
02/08/08	03/07/08	003251007	51716	60,820	51,920	8,900	14.6%	COPR	HORWITH	CHUX225
02/08/08	03/07/08	003251008	51717	48,060	50,200	(2,140)	-4.5%	COPR	HORWITH	CHUX225
02/08/08	03/07/08	003251009	51718	63,740	51,960	11,780	18.5%	COPR	HORWITH	CHUX225
02/08/08	03/07/08	003251010	51719	30,460	50,620	(20,160)	-66.2%	COPR	HORWITH	CHUX225
02/08/08	02/28/08	003251011	51720	76,260	49,660	26,600	34.9%	COPR	HORWITH	CHUX182
02/08/08	02/28/08	003251012	51721	69,100	49,660	19,440	28.1%	COPR	HORWITH	CHUX182
02/08/08	02/28/08	003251013	51722	27,300	51,040	(23,740)	-87.0%	COPR	HORWITH	CHUX182
02/08/08	02/28/08	003251014	51723	27,320	49,940	(22,620)	-82.8%	COPR	HORWITH	CHUX182
02/08/08	03/07/08	003251015	51724	34,300	51,260	(16,960)	-49.4%	COPR	HORWITH	CHUX125
02/08/08	03/07/08	003251016	51725	67,400	51,640	15,760	23.4%	COPR	HORWITH	CHUX125
02/08/08	03/07/08	003251017	51726	75,000	48,880	26,120	34.8%	COPR	HORWITH	CHUX125
02/08/08	03/07/08	003251018	51727	24,880	49,060	(24,180)	-97.2%	COPR	HORWITH	CHUX125
02/08/08	03/07/08	003251019	51728	59,720	49,840	9,880	16.5%	COPR	HORWITH	CHUX193
02/08/08	03/07/08	003251020	51729	63,820	47,500	16,320	25.6%	COPR	HORWITH	CHUX193
02/08/08	03/12/08	003251021	51730	76,640	49,400	27,240	35.5%	COPR	HORWITH	JTLX263
02/08/08	03/07/08	003251022	51731	38,080	49,340	(11,260)	-29.6%	COPR	HORWITH	CHUX193
02/08/08	03/07/08	003251023	51732	38,100	49,380	(11,280)	-29.6%	COPR	HORWITH	CHUX193
02/08/08	03/12/08	003251024	51733	40,820	51,760	(10,940)	-26.8%	COPR	HORWITH	JTLX263
02/08/08	03/12/08	003251025	51734	67,460	51,020	16,440	24.4%	COPR	HORWITH	JTLX263
02/08/08	03/12/08	003251026	51735	17,460	50,300	(32,840)	-188.1%	COPR	HORWITH	JTLX263
02/08/08	03/20/08	003251027	51736	8,320	50,440	(42,120)	-506.3%	COPR	HORWITH	NRLX527649
02/08/08	03/20/08	003251028	51737	74,900	48,000	26,900	35.9%	COPR	HORWITH	NRLX527649
02/08/08	03/20/08	003251029	51738	68,980	51,240	17,740	25.7%	COPR	HORWITH	NRLX527649
02/08/08	03/20/08	003251030	51739	46,920	48,140	(1,220)	-2.6%	COPR	HORWITH	NRLX527649
02/08/08	02/28/08	003251031	51740	20,280	50,540	(30,260)	-149.2%	COPR	HORWITH	CITX300108
02/08/08	02/28/08	003251032	51741	77,220	48,700	28,520	36.9%	COPR	HORWITH	CITX300108
02/08/08	02/28/08	003251033	51742	31,880	50,940	(19,060)	-59.8%	COPR	HORWITH	CITX300108
02/08/08	02/28/08	003251034	51743	68,540	48,000	20,540	30.0%	COPR	HORWITH	CITX300108
02/08/08	02/28/08	003251035	51744	14,520	52,060	(37,540)	-258.5%	COPR	HORWITH	CHUX116
02/08/08	02/28/08	003251036	51745	68,580	50,680	17,900	26.1%	COPR	HORWITH	CHUX116
02/08/08	02/28/08	003251037	51746	69,340	48,800	20,540	29.6%	COPR	HORWITH	CHUX116
02/08/08	02/28/08	003251038	51747	49,680	49,420	260	0.5%	COPR	HORWITH	CHUX116
02/08/08	03/07/08	003251039	51748	49,860	50,220	(360)	-0.7%	COPR	HORWITH	JTLX274
02/08/08	03/07/08	003251040	51749	68,320	51,340	16,980	24.9%	COPR	HORWITH	JTLX274
02/08/08	03/07/08	003251041	51750	67,480	52,800	14,680	21.8%	COPR	HORWITH	JTLX274
02/08/08	03/07/08	003251042	51751	66,920	52,600	14,320	21.4%	COPR	HORWITH	NRLX526251
02/08/08	03/07/08	003251043	51752	18,680	49,060	(30,380)	-162.6%	COPR	HORWITH	JTLX274
02/08/08	03/07/08	003251044	51753	73,020	49,340	23,680	32.4%	COPR	HORWITH	NRLX526251
02/08/08	03/07/08	003251045	51754	34,280	49,100	(14,820)	-43.2%	COPR	HORWITH	NRLX526251
02/08/08	03/07/08	003251046	51755	34,300	50,640	(16,340)	-47.6%	COPR	HORWITH	NRLX526251
02/08/08	03/12/08	003251047	51756	19,800	50,380	(30,580)	-154.4%	COPR	HORWITH	DJLX98524
02/08/08	03/12/08	003251048	51757	74,780	48,480	26,300	35.2%	COPR	HORWITH	DJLX98524
02/08/08	03/12/08	003251049	51758	75,600	49,160	26,440	35.0%	COPR	HORWITH	DJLX98524
02/11/08	03/12/08	003251050	51759	54,160	49,080	5,080	9.4%	COPR	HORWITH	CITX300115
02/11/08	03/12/08	003251051	51760	62,580	49,440	13,140	21.0%	COPR	HORWITH	CITX300115
02/11/08	03/12/08	003251052	51761	31,660	49,600	(17,940)	-56.7%	COPR	HORWITH	CEFX35800
02/11/08	03/12/08	003251053	51762	68,800	50,640	18,160	26.4%	COPR	HORWITH	CITX300115
02/11/08	03/12/08	003251054	51763	67,540	49,640	17,900	26.5%	COPR	HORWITH	JTLX30123
02/11/08	03/12/08	003251055	51764	16,980	50,580	(33,600)	-197.9%	COPR	HORWITH	CITX300115
02/11/08	03/12/08	003251056	51765	35,680	52,060	(16,380)	-45.9%	COPR	HORWITH	CHUX286
02/11/08	03/12/08	003251057	51766	34,140	49,000	(14,860)	-43.5%	COPR	HORWITH	CHUX286
02/11/08	03/12/08	003251058	51767	67,060	49,660	17,400	25.9%	COPR	HORWITH	CHUX286
02/11/08	03/12/08	003251059	51768	67,440	51,520	15,920	23.6%	COPR	HORWITH	CHUX286
02/11/08	03/12/08	003251060	51769	76,520	49,720	26,800	35.0%	COPR	HORWITH	CEFX35800
02/11/08	03/12/08	003251061	51770	16,880	50,100	(33,220)	-196.8%	COPR	HORWITH	CEFX35800

Honeywell

HONEYWELL SA-7 USE HAZARDOUS WASTE TRACKING (2006)										
Date Shipped	Date of Return Manifest	State Manifest	Man. Doc #	Facilty Manifest Weight (lbs)	Estimated Weight (lbs)	Manifest - Estimate (lbs)	Manifest - Estimate (%)	Material	Transporter	RAILCAR #
02/11/08	03/12/08	003251062	51771	75,600	50,460	25,140	33.3%	COPR	HORWITH	CEFX35800
02/11/08	03/20/08	003251063	51772	75,460	48,660	26,800	35.5%	COPR	HORWITH	JTLX267
02/11/08	03/12/08	003251064	51773	75,760	49,560	26,200	34.6%	COPR	HORWITH	JTLX30123
02/11/08	03/12/08	003251065	51774	29,900	49,980	(20,080)	-67.2%	COPR	HORWITH	JTLX30123
02/11/08	03/12/08	003251066	51775	29,920	50,900	(20,980)	-70.1%	COPR	HORWITH	JTLX30123
02/11/08	03/20/08	003251067	51776	32,580	51,220	(18,640)	-57.2%	COPR	HORWITH	JTLX267
02/11/08	03/20/08	003251068	51777	20,060	49,780	(29,720)	-148.2%	COPR	HORWITH	JTLX267
02/11/08	03/20/08	003251069	51778	76,580	49,700	26,880	35.1%	COPR	HORWITH	JTLX267
02/11/08	03/20/08	003251070	51779	28,540	50,780	(22,240)	-77.9%	COPR	HORWITH	CEFX35241
02/11/08	03/20/08	003251071	51780	76,680	50,280	26,400	34.4%	COPR	HORWITH	CEFX35241
02/11/08	03/20/08	003251072	51781	67,600	49,720	17,880	26.4%	COPR	HORWITH	CEFX35241
02/11/08	03/20/08	003251073	51782	28,540	48,960	(20,420)	-71.5%	COPR	HORWITH	CEFX35241
02/11/08	03/12/08	003251074	51783	55,600	50,140	5,460	9.8%	COPR	HORWITH	CHUX321
02/11/08	03/12/08	003251075	51784	64,740	49,960	14,780	22.8%	COPR	HORWITH	CHUX321
02/11/08	03/12/08	003251076	51785	54,680	50,440	4,240	7.8%	COPR	HORWITH	CHUX321
02/11/08	03/12/08	003251077	51786	25,140	49,400	(24,260)	-96.5%	COPR	HORWITH	CHUX321
02/11/08	03/12/08	003251078	51787	8,540	48,260	(39,720)	-465.1%	COPR	HORWITH	CHUX188
02/11/08	03/12/08	003251079	51788	68,200	50,680	17,520	25.7%	COPR	HORWITH	CHUX188
02/11/08	03/12/08	003251080	51789	68,460	52,220	16,240	23.7%	COPR	HORWITH	CHUX188
02/11/08	03/12/08	003251081	51790	59,900	51,220	8,680	14.5%	COPR	HORWITH	CHUX188
02/11/08	03/12/08	003251082	51791	27,220	49,060	(21,840)	-80.2%	COPR	HORWITH	DJLX98524
02/11/08	03/12/08	003251083	51792	64,380	52,260	12,120	18.8%	COPR	HORWITH	CHUX268
02/11/08	03/12/08	003251084	51793	67,900	50,760	17,140	25.2%	COPR	HORWITH	CHUX268
02/11/08	03/12/08	003251085	51794	32,820	52,260	(19,440)	-59.2%	COPR	HORWITH	CHUX268
02/11/08	03/12/08	003251086	51795	32,820	52,360	(19,540)	-59.5%	COPR	HORWITH	CHUX268
02/11/08	03/12/08	003251087	51796	10,300	51,920	(41,620)	-404.1%	COPR	HORWITH	DJLX98509
02/11/08	03/12/08	003251088	51797	65,700	49,240	16,460	25.1%	COPR	HORWITH	DJLX98509
02/11/08	03/12/08	003251089	51798	13,040	48,980	(35,940)	-275.6%	COPR	HORWITH	DJLX98509
02/11/08	03/12/08	003251090	51799	122,280	52,240	70,040	57.3%	COPR	HORWITH	DJLX98509
02/11/08	03/12/08	003251091	51800	20,780	51,220	(30,440)	-146.5%	COPR	HORWITH	CHUX152
02/11/08	03/12/08	003251092	51801	68,780	50,320	18,460	26.8%	COPR	HORWITH	CHUX152
02/11/08	03/12/08	003251093	51802	64,680	51,240	13,440	20.8%	COPR	HORWITH	CHUX152
02/11/08	03/12/08	003251094	51803	55,620	50,400	5,220	9.4%	COPR	HORWITH	CHUX152
02/11/08	03/12/08	003251095	51804	15,320	50,960	(35,640)	-232.6%	COPR	HORWITH	NDYX320342
02/11/08	03/12/08	003251096	51805	69,300	51,900	17,400	25.1%	COPR	HORWITH	NDYX320342
02/11/08	03/12/08	003251097	51806	75,380	52,420	22,960	30.5%	COPR	HORWITH	NDYX320342
02/11/08	03/12/08	003251098	51807	48,520	52,040	(3,520)	-7.3%	COPR	HORWITH	NDYX320342
02/11/08	03/12/08	003251099	51808	42,820	52,540	(9,720)	-22.7%	COPR	HORWITH	CHUX162
02/11/08	03/12/08	003251100	51809	67,680	51,760	15,920	23.5%	COPR	HORWITH	CHUX162
02/11/08	03/12/08	003251101	51810	67,680	47,300	20,380	30.1%	COPR	HORWITH	CHUX162
02/11/08	03/12/08	003251102	51811	25,780	50,340	(24,560)	-95.3%	COPR	HORWITH	CHUX162
02/11/08	03/12/08	003251103	51812	74,960	49,040	25,920	34.6%	COPR	HORWITH	CEFX35850
02/11/08	03/12/08	003251104	51813	69,020	51,520	17,500	25.4%	COPR	HORWITH	CEFX35850
02/11/08	03/12/08	003251105	51814	28,560	50,640	(22,080)	-77.3%	COPR	HORWITH	CEFX35850
02/11/08	03/12/08	003251106	51815	28,580	49,460	(20,880)	-73.1%	COPR	HORWITH	CEFX35850
02/11/08	03/12/08	003251107	51816	50,960	50,280	680	1.3%	COPR	HORWITH	JTLX30169
02/11/08	03/12/08	003251108	51817	68,940	48,580	20,360	29.5%	COPR	HORWITH	JTLX30169
02/11/08	03/12/08	003251109	51818	66,540	50,460	16,080	24.2%	COPR	HORWITH	JTLX30169
02/11/08	03/12/08	003251110	51819	11,380	48,820	(37,440)	-329.0%	COPR	HORWITH	JTLX30169
02/12/08	03/12/08	003251112	51820	13,680	51,620	(37,940)	-277.3%	COPR	HORWITH	JTLX30155
02/12/08	03/12/08	003251113	51821	68,340	50,000	18,340	26.8%	COPR	HORWITH	JTLX30155
02/12/08	03/12/08	003251114	51822	46,860	50,420	(3,560)	-7.6%	COPR	HORWITH	CITX300122
02/12/08	03/12/08	003251115	51823	67,280	49,620	17,660	26.2%	COPR	HORWITH	CITX300122
02/12/08	03/12/08	003251116	51824	75,860	51,420	24,440	32.2%	COPR	HORWITH	CITX300122
02/12/08	03/12/08	003251117	51825	36,260	50,520	(14,260)	-39.3%	COPR	HORWITH	NRLX526210
02/12/08	03/12/08	003251118	51826	11,200	50,420	(39,220)	-350.2%	COPR	HORWITH	CITX300122
02/12/08	03/12/08	003251119	51827	68,240	52,060	16,180	23.7%	COPR	HORWITH	NRLX526210
02/12/08	03/12/08	003251120	51828	68,320	50,260	18,060	26.4%	COPR	HORWITH	NRLX526210
02/12/08	03/12/08	003251121	51829	28,720	51,340	(22,620)	-78.8%	COPR	HORWITH	NRLX526210
02/12/08	03/12/08	003251122	51830	36,320	50,460	(14,140)	-38.9%	COPR	HORWITH	NRLX526011
02/12/08	03/12/08	003251123	51831	67,880	50,920	16,960	25.0%	COPR	HORWITH	NRLX526011
02/12/08	03/12/08	003251124	51832	66,760	51,380	15,380	23.0%	COPR	HORWITH	NRLX526011
02/12/08	03/12/08	003251125	51833	30,880	51,520	(20,640)	-66.8%	COPR	HORWITH	NRLX526011
02/12/08	03/12/08	003251126	51834	21,100	51,000	(29,900)	-141.7%	COPR	HORWITH	NRLX527600
02/12/08	03/12/08	003251127	51835	75,520	50,220	25,300	33.5%	COPR	HORWITH	NRLX527600
02/12/08	03/12/08	003251128	51836	75,820	50,060	25,760	34.0%	COPR	HORWITH	NRLX527600
02/12/08	03/12/08	003251129	51837	32,200	48,400	(16,200)	-50.3%	COPR	HORWITH	NRLX527600
02/12/08	03/12/08	003251130	51838	76,500	51,360	25,140	32.9%	COPR	HORWITH	NRLX527459
02/12/08	03/12/08	003251131	51839	66,680	48,400	18,280	27.4%	COPR	HORWITH	NRLX527459
02/12/08	03/12/08	003251132	51840	27,120	49,380	(22,260)	-82.1%	COPR	HORWITH	NRLX527459
02/12/08	03/12/08	003251133	51841	27,120	50,200	(23,080)	-85.1%	COPR	HORWITH	NRLX527459
02/12/08	03/12/08	003251134	51842	47,820	50,360	(2,540)	-5.3%	COPR	HORWITH	NRLX526049
02/12/08	03/12/08	003251135	51843	8,760	51,080	(42,320)	-483.1%	COPR	HORWITH	NRLX526049
02/12/08	03/12/08	003251136	51844	76,560	50,520	26,040	34.0%	COPR	HORWITH	NRLX526049

Honeywell

HONEYWELL SA-7 USE HAZARDOUS WASTE TRACKING (2006)										
Date Shipped	Date of Return Manifest	State Manifest	Man. Doc #	Facilty Manifest Weight (lbs)	Estimated Weight (lbs)	Manifest - Estimate (lbs)	Manifest - Estimate (%)	Material	Transporter	RAILCAR #
02/12/08	03/12/08	003251137	51845	66,820	50,000	16,820	25.2%	COPR	HORWITH	NRLX526049
02/12/08	03/12/08	003251138	51846	67,400	48,920	18,480	27.4%	COPR	HORWITH	NRLX526136
02/12/08	03/12/08	003251139	51847	67,160	51,260	15,900	23.7%	COPR	HORWITH	NRLX526136
02/12/08	03/12/08	003251140	51848	29,300	49,960	(20,660)	-70.5%	COPR	HORWITH	NRLX526136
02/12/08	03/12/08	003251141	51849	29,320	48,900	(19,580)	-66.8%	COPR	HORWITH	NRLX526136
02/12/08	03/12/08	003251142	51850	67,560	50,700	16,860	25.0%	COPR	HORWITH	JTLX30155
02/12/08	03/12/08	003251143	51851	51,300	48,580	2,720	5.3%	COPR	HORWITH	JTLX30155
02/12/08	03/12/08	003251144	51852	68,080	49,580	18,500	27.2%	COPR	HORWITH	CHUX160
02/12/08	03/12/08	003251145	51853	29,280	50,660	(21,380)	-73.0%	COPR	HORWITH	CHUX160
02/12/08	03/12/08	003251146	51854	67,420	48,900	18,520	27.5%	COPR	HORWITH	CHUX160
02/12/08	03/12/08	003251147	51855	29,280	49,800	(20,520)	-70.1%	COPR	HORWITH	CHUX160
02/12/08	03/12/08	003251148	51856	67,980	49,080	18,900	27.8%	COPR	HORWITH	CHUX103
02/12/08	03/12/08	003251149	51857	66,740	51,960	14,780	22.1%	COPR	HORWITH	CHUX103
02/12/08	03/12/08	003251150	51858	33,880	52,320	(18,440)	-54.4%	COPR	HORWITH	CHUX103
02/12/08	03/12/08	003251151	51859	33,880	51,300	(17,420)	-51.4%	COPR	HORWITH	CHUX103
02/12/08	03/12/08	003251152	51860	63,400	51,520	11,880	18.7%	COPR	HORWITH	DJLX98519
02/12/08	03/12/08	003251153	51861	76,020	52,460	23,560	31.0%	COPR	HORWITH	DJLX98519
02/12/08	03/12/08	003251154	51862	34,020	51,560	(17,540)	-51.6%	COPR	HORWITH	DJLX98519
02/12/08	03/12/08	003251155	51863	34,040	50,400	(16,360)	-48.1%	COPR	HORWITH	DJLX98519
02/12/08	03/12/08	003251156	51864	76,260	49,420	26,840	35.2%	COPR	HORWITH	CITX300013
02/12/08	03/12/08	003251157	51865	19,680	50,800	(31,120)	-158.1%	COPR	HORWITH	CITX300013
02/12/08	03/12/08	003251158	51866	67,200	48,520	18,680	27.8%	COPR	HORWITH	CITX300013
02/12/08	03/12/08	003251159	51867	39,720	51,620	(11,900)	-30.0%	COPR	HORWITH	CITX300013
02/12/08	03/12/08	003251160	51868	69,480	49,160	20,320	29.2%	COPR	HORWITH	NRLX526068
02/12/08	03/12/08	003251161	51869	67,340	49,460	17,880	26.6%	COPR	HORWITH	NRLX526068
02/12/08	03/12/08	003251162	51870	43,800	50,460	(6,660)	-15.2%	COPR	HORWITH	NRLX526068
02/12/08	03/12/08	003251163	51871	16,420	50,520	(34,100)	-207.7%	COPR	HORWITH	NRLX526068
02/12/08	03/12/08	003251164	51872	66,980	50,000	16,980	25.4%	COPR	HORWITH	CEFX35237
02/12/08	03/12/08	003251165	51873	75,840	50,260	25,580	33.7%	COPR	HORWITH	CEFX35237
02/12/08	03/12/08	003251166	51874	27,980	49,600	(21,620)	-77.3%	COPR	HORWITH	CEFX35237
02/12/08	03/12/08	003251167	51875	28,000	49,640	(21,640)	-77.3%	COPR	HORWITH	CEFX35237
02/12/08	03/12/08	003251168	51876	64,760	48,020	16,740	25.8%	COPR	HORWITH	NRLX527606
02/13/08	03/12/08	003251169	51877	33,680	49,820	(16,140)	-47.9%	COPR	HORWITH	NRLX527606
02/13/08	03/12/08	003251170	51878	68,660	51,140	17,520	25.5%	COPR	HORWITH	NRLX527606
02/13/08	03/12/08	003251171	51879	58,260	48,360	9,900	17.0%	COPR	HORWITH	NDYX320426
02/13/08	03/12/08	003251172	51880	33,680	48,920	(15,240)	-45.2%	COPR	HORWITH	NRLX527606
02/13/08	03/12/08	003251173	51881	67,700	49,940	17,760	26.2%	COPR	HORWITH	NRLX526126
02/13/08	03/12/08	003251174	51882	67,300	51,860	15,440	22.9%	COPR	HORWITH	NRLX526126
02/13/08	03/12/08	003251175	51883	32,640	51,140	(18,500)	-56.7%	COPR	HORWITH	NRLX526126
02/13/08	03/12/08	003251176	51884	32,620	50,700	(18,080)	-55.4%	COPR	HORWITH	NRLX526126
02/13/08	03/12/08	003251177	51885	66,900	48,000	18,900	28.3%	COPR	HORWITH	NDYX320426
02/13/08	03/12/08	003251178	51886	34,420	49,680	(15,260)	-44.3%	COPR	HORWITH	NDYX320426
02/13/08	03/12/08	003251179	51887	34,420	50,780	(16,360)	-47.5%	COPR	HORWITH	NDYX320426
02/13/08	03/12/08	003251180	51888	27,320	49,460	(22,140)	-81.0%	COPR	HORWITH	CITX300123
02/13/08	03/12/08	003251181	51889	67,160	48,380	18,780	28.0%	COPR	HORWITH	CITX300123
02/13/08	03/12/08	003251182	51890	49,060	49,540	(480)	-1.0%	COPR	HORWITH	CITX300123
02/13/08	03/12/08	003251183	51891	49,940	50,140	(200)	-0.4%	COPR	HORWITH	CITX300123
02/13/08	03/12/08	003251184	51892	38,420	50,060	(11,640)	-30.3%	COPR	HORWITH	CHUX184
02/13/08	03/12/08	003251185	51893	67,780	52,360	15,420	22.8%	COPR	HORWITH	CHUX184
02/13/08	03/12/08	003251186	51894	68,060	50,560	17,500	25.7%	COPR	HORWITH	CHUX184
02/13/08	03/12/08	003251187	51895	23,600	49,500	(25,900)	-109.7%	COPR	HORWITH	CHUX184
02/13/08	03/12/08	003251188	51896	18,460	50,660	(32,200)	-174.4%	COPR	HORWITH	CHUX292
02/13/08	03/12/08	003251189	51897	75,140	50,740	24,400	32.5%	COPR	HORWITH	CHUX292
02/13/08	03/12/08	003251190	51898	75,780	50,120	25,660	33.9%	COPR	HORWITH	CHUX292
02/13/08	03/12/08	003251191	51899	29,000	50,080	(21,080)	-72.7%	COPR	HORWITH	CHUX292
02/13/08	03/12/08	003251192	51900	76,140	51,300	24,840	32.6%	COPR	HORWITH	CITX300109
02/13/08	03/12/08	003251193	51901	66,860	51,360	15,500	23.2%	COPR	HORWITH	CITX300109
02/13/08	03/12/08	003251194	51902	29,220	50,820	(21,600)	-73.9%	COPR	HORWITH	CITX300109
02/13/08	03/12/08	003251195	51903	29,220	51,460	(22,240)	-76.1%	COPR	HORWITH	CITX300109
02/13/08	03/12/08	003251196	51904	19,420	51,400	(31,980)	-164.7%	COPR	HORWITH	CITX300121
02/13/08	03/12/08	003251197	51905	67,380	51,440	15,940	23.7%	COPR	HORWITH	CITX300121
02/13/08	03/12/08	003251198	51906	49,700	50,940	(1,240)	-2.5%	COPR	HORWITH	CITX300121
02/13/08	03/12/08	003251199	51907	66,800	50,960	15,840	23.7%	COPR	HORWITH	CITX300121
02/13/08	03/20/08	003251200	51908	7,540	51,200	(43,660)	-579.0%	COPR	HORWITH	DJLX98542
02/13/08	03/20/08	003251201	51909	55,620	50,960	4,660	8.4%	COPR	HORWITH	DJLX98542
02/13/08	03/20/08	003251202	51910	67,620	50,480	17,140	25.3%	COPR	HORWITH	DJLX98542
02/13/08	03/20/08	003251203	51911	66,160	50,680	15,480	23.4%	COPR	HORWITH	DJLX98542
02/14/08	03/12/08	003251204	51912	63,280	51,540	11,740	18.6%	COPR	HORWITH	CHUX237
02/14/08	03/12/08	003251205	51913	66,240	50,460	15,780	23.8%	COPR	HORWITH	CHUX237
02/14/08	03/12/08	003251206	51914	33,640	49,660	(16,020)	-47.6%	COPR	HORWITH	CHUX237
02/14/08	03/12/08	003251207	51915	33,660	49,580	(15,920)	-47.3%	COPR	HORWITH	CHUX237
02/14/08	03/12/08	003251208	51916	68,640	52,140	16,500	24.0%	COPR	HORWITH	CHUX168
02/14/08	03/12/08	003251209	51917	10,340	50,060	(39,720)	-384.1%	COPR	HORWITH	CHUX168
02/14/08	03/12/08	003251210	51918	75,940	51,460	24,480	32.2%	COPR	HORWITH	CHUX168

HONEYWELL SA-7 USE HAZARDOUS WASTE TRACKING (2006)										
Date Shipped	Date of Return Manifest	State Manifest	Man. Doc #	Facilty Manifest Weight (lbs)	Estimated Weight (lbs)	Manifest - Estimate (lbs)	Manifest - Estimate (%)	Material	Transporter	RAILCAR #
02/14/08	03/12/08	003251211	51919	48,160	50,600	(2,440)	-5.1%	COPR	HORWITH	CHUX168
02/14/08	03/20/08	003251212	51920	67,800	51,880	15,920	23.5%	COPR	HORWITH	JTLX186
02/14/08	03/20/08	003251213	51921	67,920	50,440	17,480	25.7%	COPR	HORWITH	JTLX186
02/14/08	03/20/08	003251214	51922	34,360	51,420	(17,060)	-49.7%	COPR	HORWITH	JTLX186
02/14/08	03/20/08	003251215	51923	34,360	52,340	(17,980)	-52.3%	COPR	HORWITH	JTLX186
02/14/08	03/12/08	003251216	51924	35,240	50,220	(14,980)	-42.5%	COPR	HORWITH	CITX300157
02/14/08	03/12/08	003251217	51925	20,500	51,860	(31,360)	-153.0%	COPR	HORWITH	CITX300157
02/14/08	03/12/08	003251218	51926	74,940	52,360	22,580	30.1%	COPR	HORWITH	CITX300157
02/14/08	03/12/08	003251219	51927	67,780	50,840	16,940	25.0%	COPR	HORWITH	CHUX254
02/14/08	03/12/08	003251220	51928	68,640	49,640	19,000	27.7%	COPR	HORWITH	CITX300157
02/14/08	03/12/08	003251221	51929	75,660	52,160	23,500	31.1%	COPR	HORWITH	CHUX254
02/14/08	03/12/08	003251222	51930	19,680	49,320	(29,640)	-150.6%	COPR	HORWITH	CITX300113
02/14/08	03/12/08	003251223	51931	16,060	52,500	(36,440)	-226.9%	COPR	HORWITH	CHUX254
02/14/08	03/12/08	003251224	51932	68,820	50,220	18,600	27.0%	COPR	HORWITH	CITX300113
02/14/08	03/12/08	003251225	51933	65,820	49,640	16,180	24.6%	COPR	HORWITH	CITX300113
02/14/08	03/12/08	003251226	51934	41,480	50,840	(9,360)	-22.6%	COPR	HORWITH	CITX300113
02/14/08	03/12/08	003251227	51935	44,640	51,840	(7,200)	-16.1%	COPR	HORWITH	CHUX254
02/14/08	03/12/08	003251228	51936	64,560	50,880	13,680	21.2%	COPR	HORWITH	CEFX35839
02/14/08	03/12/08	003251229	51937	67,240	49,800	17,440	25.9%	COPR	HORWITH	CEFX35839
02/14/08	03/12/08	003251230	51938	54,880	52,300	2,580	4.7%	COPR	HORWITH	CEFX35839
02/14/08	03/12/08	003251231	51939	12,700	50,920	(38,220)	-300.9%	COPR	HORWITH	CEFX35839
02/14/08	03/12/08	003251232	51940	34,450	51,840	(17,390)	-50.5%	COPR	HORWITH	CEFX35837
02/14/08	03/12/08	003251233	51941	66,320	51,080	15,240	23.0%	COPR	HORWITH	CEFX35837
02/14/08	03/12/08	003251234	51942	15,020	50,940	(35,920)	-239.1%	COPR	HORWITH	JTLX30118
02/14/08	03/12/08	003251235	51943	75,340	50,600	24,740	32.8%	COPR	HORWITH	JTLX30118
02/14/08	03/12/08	003251236	51944	75,860	48,000	27,860	36.7%	COPR	HORWITH	JTLX30118
02/14/08	03/12/08	003251237	51945	31,160	50,520	(19,360)	-62.1%	COPR	HORWITH	JTLX30118
02/14/08	03/12/08	003251238	51946	76,240	51,540	24,700	32.4%	COPR	HORWITH	CITX300138
02/14/08	03/12/08	003251239	51947	67,460	51,220	16,240	24.1%	COPR	HORWITH	CITX300138
02/14/08	03/12/08	003251240	51948	30,060	51,580	(21,520)	-71.6%	COPR	HORWITH	CITX300138
02/14/08	03/12/08	003251241	51949	30,040	51,440	(21,400)	-71.2%	COPR	HORWITH	CITX300138
02/14/08	03/12/08	003251242	51950	75,700	49,080	26,620	35.2%	COPR	HORWITH	CEFX35837
02/14/08	03/12/08	003251243	51951	28,320	50,800	(22,480)	-79.4%	COPR	HORWITH	CEFX35837
02/14/08	03/12/08	003251244	51952	29,960	51,060	(21,100)	-70.4%	COPR	HORWITH	NRLX528010
02/14/08	03/12/08	003251245	51953	68,820	51,020	17,800	25.9%	COPR	HORWITH	NRLX528010
02/14/08	03/12/08	003251246	51954	68,060	52,460	15,600	22.9%	COPR	HORWITH	NRLX528010
02/14/08	03/12/08	003251247	51955	34,450	50,240	(15,790)	-45.8%	COPR	HORWITH	NRLX528010
02/14/08	03/12/08	003251248	51956	23,000	52,260	(29,260)	-127.2%	COPR	HORWITH	NRLX527969
02/14/08	03/12/08	003251249	51957	34,120	51,940	(17,820)	-52.2%	COPR	HORWITH	NRLX527969
02/14/08	03/12/08	003251250	51958	66,880	51,220	15,660	23.4%	COPR	HORWITH	NRLX527969
02/14/08	03/12/08	003251251	51959	80,380	51,440	28,940	36.0%	COPR	HORWITH	NRLX527969
02/14/08	03/12/08	003251252	51960	36,580	51,580	(15,000)	-41.0%	COPR	HORWITH	NRLX526386
02/14/08	03/12/08	003251253	51961	67,680	52,540	15,140	22.4%	COPR	HORWITH	NRLX526386
02/14/08	03/12/08	003251254	51962	68,280	52,040	16,240	23.8%	COPR	HORWITH	NRLX526386
02/14/08	03/12/08	003251255	51963	29,060	51,760	(22,700)	-78.1%	COPR	HORWITH	CEFX35847
02/14/08	03/12/08	003251256	51964	66,980	51,760	15,220	22.7%	COPR	HORWITH	CEFX35847
02/14/08	03/12/08	003251257	51965	67,940	52,660	15,280	22.5%	COPR	HORWITH	CEFX35847
02/14/08	03/12/08	003251258	51966	44,940	52,260	(7,320)	-16.3%	COPR	HORWITH	CEFX35847
02/14/08	03/12/08	003251259	51967	25,420	47,160	(21,740)	-85.5%	COPR	HORWITH	CHUX251
02/14/08	03/12/08	003251260	51968	64,540	51,240	13,300	20.6%	COPR	HORWITH	CHUX251
02/14/08	03/12/08	003251261	51969	68,100	51,360	16,740	24.6%	COPR	HORWITH	CHUX251
02/14/08	03/12/08	003251262	51970	38,500	50,940	(12,440)	-32.3%	COPR	HORWITH	CHUX251
02/14/08	03/12/08	003251263	51971	32,140	51,320	(19,180)	-59.7%	COPR	HORWITH	NRLX526386
02/14/08	03/14/08	003251264	51972	62,060	52,620	9,440	15.2%	COPR	HORWITH	JTLX30119
02/15/08	03/12/08	003251265	51973	68,700	48,760	19,940	29.0%	COPR	HORWITH	NRLX527827
02/15/08	03/12/08	003251266	51974	68,340	51,480	16,860	24.7%	COPR	HORWITH	NRLX527827
02/15/08	03/26/08	003251267	51975	75,800	49,240	26,560	35.0%	COPR	HORWITH	JTLX185
02/15/08	03/12/08	003251268	51976	29,180	51,020	(21,840)	-74.8%	COPR	HORWITH	NRLX527827
02/15/08	03/12/08	003251269	51977	29,180	51,680	(22,500)	-77.1%	COPR	HORWITH	NRLX527827
02/15/08	03/12/08	003251270	51978	75,140	50,680	24,460	32.6%	COPR	HORWITH	NRLX527920
02/15/08	03/20/08	003251271	51979	76,480	51,920	24,560	32.1%	COPR	HORWITH	NRLX526080
02/15/08	03/12/08	003251272	51980	69,440	51,780	17,660	25.4%	COPR	HORWITH	NRLX527920
02/15/08	03/12/08	003251273	51981	34,220	51,500	(17,280)	-50.5%	COPR	HORWITH	NRLX527920
02/15/08	03/12/08	003251274	51982	34,200	52,160	(17,960)	-52.5%	COPR	HORWITH	NRLX527920
02/15/08	03/14/08	003251275	51983	15,200	51,980	(36,780)	-242.0%	COPR	HORWITH	JTLX30162
02/15/08	03/14/08	003251276	51984	68,240	51,900	16,340	23.9%	COPR	HORWITH	NRLX528071
02/15/08	03/14/08	003251277	51985	69,960	51,420	18,540	26.5%	COPR	HORWITH	NRLX528071
02/15/08	03/14/08	003251278	51986	26,300	50,080	(23,780)	-90.4%	COPR	HORWITH	NRLX528071
02/15/08	03/14/08	003251279	51987	47,160	50,620	(3,460)	-7.3%	COPR	HORWITH	NRLX528071
02/15/08	03/12/08	003251280	51988	26,960	49,360	(22,400)	-83.1%	COPR	HORWITH	NRLX526221
02/15/08	03/14/08	003251281	51989	69,320	50,100	19,220	27.7%	COPR	HORWITH	NRLX528071
02/15/08	03/14/08	003251282	51990	33,360	49,380	(16,020)	-48.0%	COPR	HORWITH	NRLX528071
02/15/08	03/14/08	003251283	51991	33,380	50,700	(17,320)	-51.9%	COPR	HORWITH	NRLX528071
02/15/08	03/14/08	003251284	51992	68,640	51,000	17,640	25.7%	COPR	HORWITH	JTLX30162

Honeywell

HONEYWELL SA-7 USE HAZARDOUS WASTE TRACKING (2006)										
Date Shipped	Date of Return Manifest	State Manifest	Man. Doc #	Facilty Manifest Weight (lbs)	Estimated Weight (lbs)	Manifest - Estimate (lbs)	Manifest - Estimate (%)	Material	Transporter	RAILCAR #
02/15/08	03/20/08	003251285	51993	24,300	51,860	(27,560)	-113.4%	COPR	HORWITH	NRLX526080
02/15/08	03/12/08	003251286	51994	68,280	50,920	17,360	25.4%	COPR	HORWITH	NRLX526221
02/15/08	03/12/08	003251287	51995	75,120	49,000	26,120	34.8%	COPR	HORWITH	NRLX526221
02/15/08	03/26/08	003251288	51996	76,620	50,580	26,040	34.0%	COPR	HORWITH	JTLX185
02/15/08	04/17/08	003251289	51997	32,420	50,540	(18,120)	-55.9%	COPR	HORWITH	JTLX86
02/15/08	04/17/08	003251290	51998	76,120	49,840	26,280	34.5%	COPR	HORWITH	JTLX86
02/15/08	03/12/08	003251291	51999	38,440	50,960	(12,520)	-32.6%	COPR	HORWITH	NRLX526048
02/15/08	04/17/08	003251292	52000	75,180	50,360	24,820	33.0%	COPR	HORWITH	JTLX86
02/15/08	04/17/08	003251293	52001	8,440	50,380	(41,940)	-496.9%	COPR	HORWITH	JTLX86
02/15/08	03/12/08	003251294	52002	68,440	50,100	18,340	26.8%	COPR	HORWITH	NRLX526048
02/15/08	03/12/08	003251295	52003	68,680	48,340	20,340	29.6%	COPR	HORWITH	NRLX526048
02/15/08	03/12/08	003251296	52004	76,740	52,380	24,360	31.7%	COPR	HORWITH	NRLX527484
02/15/08	03/12/08	003251297	52005	19,220	48,760	(29,540)	-153.7%	COPR	HORWITH	NRLX527484
02/15/08	03/12/08	003251298	52006	76,740	50,280	26,460	34.5%	COPR	HORWITH	NRLX527484
02/15/08	03/12/08	003251299	52007	19,240	48,240	(29,000)	-150.7%	COPR	HORWITH	NRLX527484
02/15/08	03/12/08	003251300	52008	16,000	50,020	(34,020)	-212.6%	COPR	HORWITH	NRLX526048
02/15/08	03/26/08	003251301	52009	24,060	50,640	(26,580)	-110.5%	COPR	HORWITH	JTLX185
02/15/08	03/26/08	003251302	52010	24,040	49,620	(25,580)	-106.4%	COPR	HORWITH	JTLX185
02/15/08	03/12/08	003251303	52011	74,960	50,420	24,540	32.7%	COPR	HORWITH	JTLX30114
02/15/08	03/12/08	003251304	52012	67,020	50,480	16,540	24.7%	COPR	HORWITH	JTLX30114
02/15/08	03/12/08	003251305	52013	28,180	50,660	(22,480)	-79.8%	COPR	HORWITH	JTLX30114
02/15/08	03/20/08	003251306	52014	59,340	51,440	7,900	13.3%	COPR	HORWITH	NRLX526102
02/15/08	03/20/08	003251307	52015	65,760	51,740	14,020	21.3%	COPR	HORWITH	NRLX526102
02/15/08	03/20/08	003251308	52016	68,140	52,440	15,700	23.0%	COPR	HORWITH	NRLX526102
02/15/08	03/20/08	003251309	52017	76,920	51,740	25,180	32.7%	COPR	HORWITH	NRLX526080
02/15/08	03/12/08	003251310	52018	26,940	51,560	(24,620)	-91.4%	COPR	HORWITH	NRLX526221
02/15/08	03/12/08	003251311	52019	28,180	51,120	(22,940)	-81.4%	COPR	HORWITH	JTLX30114
02/15/08	03/20/08	003251312	52020	9,340	49,200	(39,860)	-426.8%	COPR	HORWITH	NRLX526102
02/15/08	03/14/08	003251313	52021	69,120	50,900	18,220	26.4%	COPR	HORWITH	JTLX30162
02/15/08	03/14/08	003251314	52022	58,760	51,620	7,140	12.2%	COPR	HORWITH	JTLX30162
02/15/08	03/20/08	003251315	52023	25,400	50,900	(25,500)	-100.4%	COPR	HORWITH	NRLX526080
02/19/08	03/20/08	003251316	52024	76,680	50,640	26,040	34.0%	COPR	HORWITH	NRLX585639
02/19/08	03/20/08	003251317	52025	67,200	50,760	16,440	24.5%	COPR	HORWITH	NRLX585639
02/19/08	03/20/08	003251318	52026	27,000	48,820	(21,820)	-80.8%	COPR	HORWITH	NRLX585639
02/19/08	03/20/08	003251319	52027	27,000	52,020	(25,020)	-92.7%	COPR	HORWITH	NRLX585639
02/19/08	03/20/08	003251320	52028	63,900	50,000	13,900	21.8%	COPR	HORWITH	CHUX117
02/19/08	03/20/08	003251321	52029	76,660	51,560	25,100	32.7%	COPR	HORWITH	CHUX117
02/19/08	03/20/08	003251322	52030	29,360	49,100	(19,740)	-67.2%	COPR	HORWITH	CHUX117
02/19/08	03/20/08	003251323	52031	29,360	51,920	(22,560)	-76.8%	COPR	HORWITH	CHUX117
02/19/08	03/20/08	003251324	52032	36,760	50,900	(14,140)	-38.5%	COPR	HORWITH	NRLX527570
02/19/08	03/20/08	003251325	52033	76,600	50,120	26,480	34.6%	COPR	HORWITH	NRLX527570
02/19/08	03/20/08	003251326	52034	67,220	50,820	16,400	24.4%	COPR	HORWITH	NRLX527570
02/19/08	03/20/08	003251327	52035	12,180	49,420	(37,240)	-305.7%	COPR	HORWITH	NRLX527570
02/19/08	03/20/08	003251328	52036	28,900	50,040	(21,140)	-73.1%	COPR	HORWITH	CEFX35236
02/19/08	03/20/08	003251329	52037	68,460	49,340	19,120	27.9%	COPR	HORWITH	CEFX35236
02/19/08	03/20/08	003251330	52038	67,020	50,920	16,100	24.0%	COPR	HORWITH	CEFX35236
02/19/08	03/20/08	003251331	52039	75,260	49,960	25,300	33.6%	COPR	HORWITH	CHUX140
02/19/08	03/20/08	003251332	52040	38,660	49,880	(11,220)	-29.0%	COPR	HORWITH	CEFX35236
02/19/08	03/20/08	003251333	52041	76,300	51,780	24,520	32.1%	COPR	HORWITH	CHUX140
02/19/08	03/20/08	003251334	52042	23,560	49,240	(25,680)	-109.0%	COPR	HORWITH	CHUX140
02/19/08	03/20/08	003251335	52043	23,580	48,000	(24,420)	-103.6%	COPR	HORWITH	CHUX140
02/19/08	03/20/08	003251336	52044	53,180	50,940	2,240	4.2%	COPR	HORWITH	CITX300136
02/19/08	03/20/08	003251337	52045	67,300	51,860	15,440	22.9%	COPR	HORWITH	CITX300136
02/19/08	03/20/08	003251338	52046	12,460	49,140	(36,680)	-294.4%	COPR	HORWITH	NRLX527489
02/19/08	03/20/08	003251339	52047	39,420	48,180	(8,760)	-22.2%	COPR	HORWITH	CITX300136
02/19/08	03/20/08	003251340	52048	37,860	50,560	(12,700)	-33.5%	COPR	HORWITH	CITX300136
02/19/08	03/20/08	003251341	52049	68,960	51,620	17,340	25.1%	COPR	HORWITH	NRLX527489
02/19/08	03/20/08	003251342	52050	68,900	50,300	18,600	27.0%	COPR	HORWITH	NRLX527489
02/19/08	03/20/08	003251343	52051	45,660	48,500	(2,840)	-6.2%	COPR	HORWITH	NRLX527489
02/19/08	03/20/08	003251344	52052	68,980	50,680	18,300	26.5%	COPR	HORWITH	NRLX526085
02/19/08	03/20/08	003251345	52053	67,760	49,000	18,760	27.7%	COPR	HORWITH	NRLX526085
02/19/08	03/20/08	003251346	52054	28,360	50,160	(21,800)	-76.9%	COPR	HORWITH	NRLX526085
02/19/08	03/20/08	003251347	52055	28,360	50,360	(22,000)	-77.6%	COPR	HORWITH	NRLX526085
02/19/08	03/20/08	003251348	52056	44,980	49,760	(4,780)	-10.6%	COPR	HORWITH	NRLX527560
02/19/08	03/20/08	003251349	52057	67,280	48,460	18,820	28.0%	COPR	HORWITH	NRLX527560
02/19/08	03/20/08	003251350	52058	67,000	50,700	16,300	24.3%	COPR	HORWITH	NRLX527560
02/19/08	03/20/08	003251351	52059	14,140	48,940	(34,800)	-246.1%	COPR	HORWITH	NRLX527560
02/19/08	03/20/08	003251352	52060	25,340	51,220	(25,880)	-102.1%	COPR	HORWITH	NRLX526020
02/19/08	03/20/08	003251353	52061	75,060	51,980	23,080	30.7%	COPR	HORWITH	NRLX526020
02/19/08	03/20/08	003251354	52062	76,260	49,680	26,580	34.9%	COPR	HORWITH	NRLX526020
02/19/08	03/20/08	003251355	52063	23,160	50,420	(27,260)	-117.7%	COPR	HORWITH	NRLX526020
02/19/08	03/20/08	003251356	52064	10,060	49,900	(39,840)	-396.0%	COPR	HORWITH	DJLX98508
02/19/08	03/20/08	003251357	52065	67,120	50,680	16,440	24.5%	COPR	HORWITH	DJLX98508
02/19/08	03/20/08	003251358	52066	10,220	50,720	(40,500)	-396.3%	COPR	HORWITH	DJLX98515

Honeywell

HONEYWELL SA-7 USE HAZARDOUS WASTE TRACKING (2006)										
Date Shipped	Date of Return Manifest	State Manifest	Man. Doc #	Facilty Manifest Weight (lbs)	Estimated Weight (lbs)	Manifest - Estimate (lbs)	Manifest - Estimate (%)	Material	Transporter	RAILCAR #
02/19/08	03/20/08	003251359	52067	67,280	50,460	16,820	25.0%	COPR	HORWITH	DJLX98515
02/19/08	03/20/08	003251360	52068	75,760	50,340	25,420	33.6%	COPR	HORWITH	DJLX98508
02/19/08	03/20/08	003251361	52069	49,200	51,980	(2,780)	-5.7%	COPR	HORWITH	DJLX98508
02/19/08	03/20/08	003251362	52070	56,940	52,100	4,840	8.5%	COPR	HORWITH	DJLX98515
02/19/08	03/20/08	003251363	52071	66,920	51,240	15,680	23.4%	COPR	HORWITH	DJLX98515
02/19/08	03/20/08	003251364	52072	65,920	51,280	14,640	22.2%	COPR	HORWITH	CITX300152
02/19/08	03/20/08	003251365	52073	75,840	51,840	24,000	31.6%	COPR	HORWITH	CITX300152
02/19/08	03/20/08	003251366	52074	28,960	50,840	(21,880)	-75.6%	COPR	HORWITH	CITX300152
02/19/08	03/20/08	003251367	52075	28,960	48,240	(19,280)	-66.6%	COPR	HORWITH	CITX300152
02/19/08	03/20/08	003251368	52076	39,200	50,340	(11,140)	-28.4%	COPR	HORWITH	NRLX527825
02/19/08	03/20/08	003251369	52077	75,740	51,700	24,040	31.7%	COPR	HORWITH	NRLX527825
02/19/08	03/20/08	003251370	52078	75,880	50,760	25,120	33.1%	COPR	HORWITH	NRLX527825
02/19/08	03/20/08	003251371	52079	9,860	52,540	(42,680)	-432.9%	COPR	HORWITH	NRLX527825
02/19/08	03/20/08	003251372	52080	65,260	52,460	12,800	19.6%	COPR	HORWITH	NRLX527536
02/19/08	03/20/08	003251373	52081	67,820	50,760	17,060	25.2%	COPR	HORWITH	NRLX527536
02/19/08	03/20/08	003251374	52082	34,500	49,340	(14,840)	-43.0%	COPR	HORWITH	NRLX527536
02/19/08	03/20/08	003251375	52083	34,480	51,260	(16,780)	-48.7%	COPR	HORWITH	NRLX527536
02/19/08	03/14/08	003251376	52084	48,160	51,880	(3,720)	-7.7%	COPR	HORWITH	NRLX527608
02/19/08	03/14/08	003251377	52085	67,680	51,040	16,640	24.6%	COPR	HORWITH	NRLX527608
02/20/08	03/14/08	003251379	52086	27,920	50,920	(23,000)	-82.4%	COPR	HORWITH	NRLX526072
02/20/08	03/14/08	003251380	52087	75,600	49,240	26,360	34.9%	COPR	HORWITH	NRLX526072
02/20/08	03/14/08	003251381	52088	67,420	48,440	18,980	28.2%	COPR	HORWITH	NRLX526072
02/20/08	03/14/08	003251382	52089	23,420	50,060	(26,640)	-113.7%	COPR	HORWITH	NRLX526072
02/20/08	03/14/08	003251383	52090	67,740	50,840	16,900	24.9%	COPR	HORWITH	NRLX527608
02/20/08	03/14/08	003251384	52091	19,060	51,300	(32,240)	-169.2%	COPR	HORWITH	NRLX527608
02/20/08	03/14/08	003251385	52092	45,840	50,680	(4,840)	-10.6%	COPR	HORWITH	CHUX238
02/20/08	03/14/08	003251386	52093	67,480	51,200	16,280	24.1%	COPR	HORWITH	CHUX238
02/20/08	03/14/08	003251387	52094	67,620	50,300	17,320	25.6%	COPR	HORWITH	CHUX238
02/20/08	03/14/08	003251388	52095	18,720	50,360	(31,640)	-169.0%	COPR	HORWITH	CHUX238
02/20/08	03/20/08	003251389	52096	75,620	47,520	28,100	37.2%	COPR	HORWITH	JTLX257
02/20/08	03/20/08	003251390	52097	18,220	50,720	(32,500)	-178.4%	COPR	HORWITH	JTLX257
02/20/08	03/20/08	003251391	52098	76,120	49,740	26,380	34.7%	COPR	HORWITH	JTLX257
02/20/08	03/20/08	003251392	52099	22,580	50,480	(27,900)	-123.6%	COPR	HORWITH	JTLX257
02/20/08	03/14/08	003251393	52100	75,260	50,820	24,440	32.5%	COPR	HORWITH	NRLX527563
02/20/08	03/14/08	003251394	52101	66,940	51,840	15,100	22.6%	COPR	HORWITH	NRLX527563
02/20/08	03/14/08	003251395	52102	28,860	50,660	(21,800)	-75.5%	COPR	HORWITH	NRLX527563
02/20/08	03/14/08	003251396	52103	28,860	49,920	(21,060)	-73.0%	COPR	HORWITH	NRLX527563
02/20/08	03/14/08	003251397	52104	23,540	50,400	(26,860)	-114.1%	COPR	HORWITH	JTLX4051
02/20/08	03/14/08	003251398	52105	75,840	50,500	25,340	33.4%	COPR	HORWITH	JTLX4051
02/20/08	03/14/08	003251399	52106	76,140	48,980	27,160	35.7%	COPR	HORWITH	JTLX4051
02/20/08	03/14/08	003251400	52107	21,120	49,580	(28,460)	-134.8%	COPR	HORWITH	JTLX4051
02/20/08	03/14/08	003251401	52108	26,180	50,000	(23,820)	-91.0%	COPR	HORWITH	JTLX271
02/20/08	03/14/08	003251402	52109	76,040	49,200	26,840	35.3%	COPR	HORWITH	JTLX271
02/20/08	03/14/08	003251403	52110	67,060	50,740	16,320	24.3%	COPR	HORWITH	JTLX271
02/20/08	03/14/08	003251404	52111	26,200	50,120	(23,920)	-91.3%	COPR	HORWITH	JTLX271
02/20/08	03/20/08	003251405	52112	68,220	51,100	17,120	25.1%	COPR	HORWITH	NRLX528363
02/20/08	03/20/08	003251406	52113	68,040	50,760	17,280	25.4%	COPR	HORWITH	NRLX528363
02/20/08	03/20/08	003251407	52114	27,340	51,180	(23,840)	-87.2%	COPR	HORWITH	NRLX528363
02/20/08	03/20/08	003251408	52115	75,340	47,040	28,300	37.6%	COPR	HORWITH	JTLX30110
02/20/08	03/20/08	003251409	52116	27,360	48,600	(21,240)	-77.6%	COPR	HORWITH	NRLX528363
02/20/08	03/14/08	003251410	52117	68,000	50,020	17,980	26.4%	COPR	HORWITH	CEFX35821
02/20/08	03/14/08	003251411	52118	76,120	49,000	27,120	35.6%	COPR	HORWITH	CEFX35821
02/20/08	03/14/08	003251412	52119	28,080	50,960	(22,880)	-81.5%	COPR	HORWITH	CEFX35821
02/20/08	03/14/08	003251413	52120	75,360	51,300	24,060	31.9%	COPR	HORWITH	CHUX307
02/20/08	03/14/08	003251414	52121	28,060	51,000	(22,940)	-81.8%	COPR	HORWITH	CEFX35821
02/20/08	03/14/08	003251415	52122	52,100	51,580	520	1.0%	COPR	HORWITH	CHUX307
02/20/08	03/14/08	003251416	52123	37,700	50,840	(13,140)	-34.9%	COPR	HORWITH	CHUX307
02/20/08	03/14/08	003251417	52124	37,700	51,560	(13,860)	-36.8%	COPR	HORWITH	CHUX307
02/20/08	03/20/08	003251418	52125	30,300	49,480	(19,180)	-63.3%	COPR	HORWITH	CITX300102
02/20/08	03/20/08	003251419	52126	22,060	49,640	(27,580)	-125.0%	COPR	HORWITH	CITX300102
02/20/08	03/20/08	003251420	52127	68,120	48,980	19,140	28.1%	COPR	HORWITH	CITX300102
02/20/08	03/20/08	003251421	52128	67,400	50,740	16,660	24.7%	COPR	HORWITH	CITX300102
02/20/08	03/14/08	003251422	52129	11,500	50,280	(38,780)	-337.2%	COPR	HORWITH	CHUX185
02/20/08	03/14/08	003251423	52130	76,280	51,620	24,660	32.3%	COPR	HORWITH	CHUX185
02/20/08	03/14/08	003251424	52131	67,640	52,180	15,460	22.9%	COPR	HORWITH	CHUX185
02/20/08	03/14/08	003251425	52132	45,460	52,080	(6,620)	-14.6%	COPR	HORWITH	CHUX185
02/20/08	03/20/08	003251426	52133	67,700	51,080	16,620	24.5%	COPR	HORWITH	JTLX270
02/20/08	03/20/08	003251427	52134	69,140	50,620	18,520	26.8%	COPR	HORWITH	JTLX270
02/20/08	03/20/08	003251428	52135	34,600	51,960	(17,360)	-50.2%	COPR	HORWITH	JTLX270
02/20/08	03/20/08	003251429	52136	34,580	52,100	(17,520)	-50.7%	COPR	HORWITH	JTLX270
02/20/08	03/26/08	003251430	52137	52,320	51,960	360	0.7%	COPR	HORWITH	NRLX585674
02/20/08	03/26/08	003251431	52138	75,880	51,300	24,580	32.4%	COPR	HORWITH	NRLX585674
02/20/08	03/26/08	003251432	52139	33,720	50,800	(17,080)	-50.7%	COPR	HORWITH	NRLX585674
02/20/08	03/26/08	003251433	52140	33,720	51,460	(17,740)	-52.6%	COPR	HORWITH	NRLX585674

Honeywell

HONEYWELL SA-7 USE HAZARDOUS WASTE TRACKING (2006)										
Date Shipped	Date of Return Manifest	State Manifest	Man. Doc #	Facilty Manifest Weight (lbs)	Estimated Weight (lbs)	Manifest - Estimate (lbs)	Manifest - Estimate (%)	Material	Transporter	RAILCAR #
02/20/08	03/20/08	003251434	52141	14,540	50,860	(36,320)	-249.8%	COPR	HORWITH	JTLX30113
02/20/08	03/20/08	003251435	52142	67,040	48,560	18,480	27.6%	COPR	HORWITH	JTLX30113
02/20/08	03/20/08	003251436	52143	67,020	52,200	14,820	22.1%	COPR	HORWITH	JTLX30110
02/20/08	03/20/08	003251437	52144	25,840	51,200	(25,360)	-98.1%	COPR	HORWITH	JTLX30110
02/20/08	03/20/08	003251438	52145	54,000	49,580	4,420	8.2%	COPR	HORWITH	JTLX30113
02/20/08	03/20/08	003251439	52146	63,800	51,460	12,340	19.3%	COPR	HORWITH	JTLX30113
02/21/08	03/14/08	003251440	52147	50,600	51,520	(920)	-1.8%	COPR	HORWITH	JTLX30147
02/21/08	03/14/08	003251441	52148	37,380	51,160	(13,780)	-36.9%	COPR	HORWITH	CHUX312
02/21/08	03/14/08	003251442	52149	45,980	48,420	(2,440)	-5.3%	COPR	HORWITH	CEFX35819
02/21/08	03/14/08	003251443	52150	54,560	51,400	3,160	5.8%	COPR	HORWITH	CEFX35819
02/21/08	03/14/08	003251444	52151	67,880	52,060	15,820	23.3%	COPR	HORWITH	CEFX35819
02/21/08	03/14/08	003251445	52152	29,500	52,080	(22,580)	-76.5%	COPR	HORWITH	CEFX35819
02/21/08	03/14/08	003251446	52153	69,040	50,920	18,120	26.2%	COPR	HORWITH	JTLX30147
02/21/08	03/14/08	003251447	52154	67,880	50,440	17,440	25.7%	COPR	HORWITH	JTLX30147
02/21/08	03/14/08	003251448	52155	15,100	51,860	(36,760)	-243.4%	COPR	HORWITH	JTLX30147
02/21/08	03/14/08	003251449	52156	69,100	51,280	17,820	25.8%	COPR	HORWITH	CHUX312
02/21/08	03/14/08	003251450	52157	75,020	52,020	23,000	30.7%	COPR	HORWITH	CHUX312
02/21/08	03/14/08	003251451	52158	19,680	51,600	(31,920)	-162.2%	COPR	HORWITH	CHUX312
02/21/08	03/14/08	003251452	52159	75,020	49,580	25,440	33.9%	COPR	HORWITH	CHUX205
02/21/08	03/14/08	003251453	52160	65,240	49,980	15,260	23.4%	COPR	HORWITH	CHUX205
02/21/08	03/14/08	003251454	52161	33,720	52,380	(18,660)	-55.3%	COPR	HORWITH	CHUX205
02/21/08	03/14/08	003251455	52162	33,740	52,040	(18,300)	-54.2%	COPR	HORWITH	CHUX205
02/21/08	03/14/08	003251456	52163	60,360	50,840	9,520	15.8%	COPR	HORWITH	CHUX239
02/21/08	03/14/08	003251457	52164	69,100	52,060	17,040	24.7%	COPR	HORWITH	CHUX239
02/21/08	03/14/08	003251458	52165	68,600	50,660	17,940	26.2%	COPR	HORWITH	CHUX239
02/21/08	03/14/08	003251459	52166	4,920	51,820	(46,900)	-953.3%	COPR	HORWITH	CHUX239
02/21/08	03/20/08	003251460	52167	19,840	51,320	(31,480)	-158.7%	COPR	HORWITH	JTLX250
02/21/08	03/20/08	003251461	52168	68,480	49,300	19,180	28.0%	COPR	HORWITH	JTLX250
02/21/08	03/20/08	003251462	52169	68,620	49,540	19,080	27.8%	COPR	HORWITH	JTLX250
02/21/08	03/20/08	003251463	52170	43,240	50,460	(7,220)	-16.7%	COPR	HORWITH	JTLX250
02/21/08	03/14/08	003251464	52171	74,980	50,000	24,980	33.3%	COPR	HORWITH	JTLX30152
02/21/08	03/14/08	003251465	52172	24,280	50,200	(25,920)	-106.8%	COPR	HORWITH	JTLX30152
02/21/08	03/14/08	003251466	52173	68,200	49,460	18,740	27.5%	COPR	HORWITH	JTLX30152
02/21/08	03/14/08	003251467	52174	24,280	49,560	(25,280)	-104.1%	COPR	HORWITH	JTLX30152
02/21/08	03/14/08	003251468	52175	68,560	52,320	16,240	23.7%	COPR	HORWITH	CHUX304
02/21/08	03/14/08	003251469	52176	68,420	51,240	17,180	25.1%	COPR	HORWITH	CHUX304
02/21/08	03/14/08	003251470	52177	34,180	50,400	(16,220)	-47.5%	COPR	HORWITH	CHUX304
02/21/08	03/14/08	003251471	52178	37,060	48,360	(11,300)	-30.5%	COPR	HORWITH	CEFX35827
02/21/08	03/14/08	003251472	52179	75,860	50,320	25,540	33.7%	COPR	HORWITH	CEFX35827
02/21/08	03/14/08	003251473	52180	67,080	51,460	15,620	23.3%	COPR	HORWITH	CEFX35827
02/21/08	03/14/08	003251474	52181	17,560	51,460	(33,900)	-193.1%	COPR	HORWITH	CEFX35827
02/21/08	03/14/08	003251475	52182	18,120	50,860	(32,740)	-180.7%	COPR	HORWITH	CEFX35823
02/21/08	03/14/08	003251476	52183	74,920	50,120	24,800	33.1%	COPR	HORWITH	CEFX35823
02/21/08	03/14/08	003251477	52184	76,180	51,580	24,600	32.3%	COPR	HORWITH	CEFX35823
02/21/08	03/14/08	003251478	52185	31,560	52,360	(20,800)	-65.9%	COPR	HORWITH	CEFX35823
02/21/08	03/14/08	003251479	52186	75,260	51,620	23,640	31.4%	COPR	HORWITH	CHUX295
02/21/08	03/14/08	003251480	52187	66,960	51,940	15,020	22.4%	COPR	HORWITH	CHUX295
02/21/08	03/14/08	003251481	52188	28,700	51,740	(23,040)	-80.3%	COPR	HORWITH	CHUX295
02/21/08	03/14/08	003251482	52189	28,680	52,020	(23,340)	-81.4%	COPR	HORWITH	CHUX295
02/21/08	03/14/08	003251483	52190	22,280	52,700	(30,420)	-136.5%	COPR	HORWITH	NRLX526030
02/21/08	03/20/08	003251484	52191	25,840	50,600	(24,760)	-95.8%	COPR	HORWITH	JTLX30110
02/21/08	03/14/08	003251485	52192	34,180	51,500	(17,320)	-50.7%	COPR	HORWITH	CHUX304
02/21/08	03/14/08	003251486	52193	54,340	51,920	2,420	4.5%	COPR	HORWITH	NRLX526030
02/21/08	03/14/08	003251487	52194	63,520	52,280	11,240	17.7%	COPR	HORWITH	NRLX526030
02/21/08	03/14/08	003251488	52195	59,440	49,600	9,840	16.6%	COPR	HORWITH	NRLX526030
02/21/08	03/14/08	003251489	52196	14,460	47,100	(32,640)	-225.7%	COPR	HORWITH	NRLX527852
02/21/08	03/14/08	003251490	52197	68,720	51,840	16,880	24.6%	COPR	HORWITH	NRLX527852
02/21/08	03/14/08	003251491	52198	68,920	52,020	16,900	24.5%	COPR	HORWITH	NRLX527852
02/21/08	03/14/08	003251492	52199	45,260	52,060	(6,800)	-15.0%	COPR	HORWITH	NRLX527852
02/21/08	03/14/08	003251493	52200	76,360	48,580	27,780	36.4%	COPR	HORWITH	JTLX260
02/21/08	03/14/08	003251494	52201	68,660	50,640	18,020	26.2%	COPR	HORWITH	JTLX260
02/21/08	03/14/08	003251495	52202	27,180	51,300	(24,120)	-88.7%	COPR	HORWITH	JTLX260
02/21/08	03/14/08	003251496	52203	27,180	52,140	(24,960)	-91.8%	COPR	HORWITH	JTLX260
02/21/08	03/14/08	003251497	52204	37,560	51,640	(14,080)	-37.5%	COPR	HORWITH	CEFX35246
02/21/08	03/14/08	003251498	52205	67,620	52,440	15,180	22.4%	COPR	HORWITH	CEFX35246
02/21/08	03/14/08	003251499	52206	30,580	50,980	(20,400)	-66.7%	COPR	HORWITH	CEFX35246
02/21/08	03/14/08	003251500	52207	68,000	51,740	16,260	23.9%	COPR	HORWITH	CEFX35246
02/21/08	03/26/08	000857858	52208	20,440	50,840	(30,400)	-148.7%	COPR	HORWITH	CEFX35841
02/25/08	03/26/08	003251502	52209	68,300	51,400	16,900	24.7%	COPR	HORWITH	CEFX35841
02/25/08	03/26/08	003251503	52210	70,720	50,220	20,500	29.0%	COPR	HORWITH	CEFX35841
02/25/08	03/26/08	003251504	52211	74,900	48,340	26,560	35.5%	COPR	HORWITH	NRLX527633
02/25/08	03/26/08	003251505	52212	14,200	48,860	(34,660)	-244.1%	COPR	HORWITH	JTLX30173
02/25/08	03/26/08	003251506	52213	35,300	51,020	(15,720)	-44.5%	COPR	HORWITH	CEFX35841
02/25/08	03/26/08	003251507	52214	67,640	50,480	17,160	25.4%	COPR	HORWITH	NRLX527633

Honeywell

HONEYWELL SA-7 USE HAZARDOUS WASTE TRACKING (2006)										
Date Shipped	Date of Return Manifest	State Manifest	Man. Doc #	Facilty Manifest Weight (lbs)	Estimated Weight (lbs)	Manifest - Estimate (lbs)	Manifest - Estimate (%)	Material	Transporter	RAILCAR #
02/25/08	03/26/08	003251508	52215	24,080	50,480	(26,400)	-109.6%	COPR	HORWITH	NRLX527633
02/25/08	03/26/08	003251509	52216	24,100	50,640	(26,540)	-110.1%	COPR	HORWITH	NRLX527633
02/25/08	03/26/08	003251510	52217	9,800	49,560	(39,760)	-405.7%	COPR	HORWITH	NRLX526164
02/25/08	03/26/08	003251511	52218	66,720	48,800	17,920	26.9%	COPR	HORWITH	NRLX526164
02/25/08	03/26/08	003251512	52219	68,520	50,600	17,920	26.2%	COPR	HORWITH	NRLX526164
02/25/08	03/26/08	003251513	52220	47,680	49,020	(1,340)	-2.8%	COPR	HORWITH	NRLX526164
02/25/08	03/26/08	003251514	52221	14,640	51,760	(37,120)	-253.6%	COPR	HORWITH	NRLX526063
02/25/08	03/26/08	003251515	52222	67,660	49,660	18,000	26.6%	COPR	HORWITH	NRLX526063
02/25/08	03/26/08	003251516	52223	68,440	49,180	19,260	28.1%	COPR	HORWITH	NRLX526063
02/25/08	03/26/08	003251517	52224	41,340	49,020	(7,680)	-18.6%	COPR	HORWITH	NRLX526063
02/25/08	03/26/08	003251518	52225	66,840	48,020	18,820	28.2%	COPR	HORWITH	NDYX320459
02/25/08	03/26/08	003251519	52226	32,580	48,860	(16,280)	-50.0%	COPR	HORWITH	NDYX320459
02/25/08	03/26/08	003251520	52227	68,260	50,280	17,980	26.3%	COPR	HORWITH	NDYX320459
02/25/08	03/26/08	003251521	52228	25,980	49,020	(23,040)	-88.7%	COPR	HORWITH	NDYX320459
02/25/08	03/26/08	003251522	52229	67,520	50,360	17,160	25.4%	COPR	HORWITH	NDYX320318
02/25/08	03/26/08	003251523	52230	68,520	52,080	16,440	24.0%	COPR	HORWITH	NDYX320318
02/25/08	03/26/08	003251524	52231	32,760	50,800	(18,040)	-55.1%	COPR	HORWITH	NDYX320318
02/25/08	03/26/08	003251525	52232	32,760	51,460	(18,700)	-57.1%	COPR	HORWITH	NDYX320318
02/25/08	03/26/08	003251526	52233	9,600	51,820	(42,220)	-439.8%	COPR	HORWITH	CHUX249
02/25/08	03/26/08	003251527	52234	69,880	50,620	19,260	27.6%	COPR	HORWITH	CHUX249
02/25/08	03/26/08	003251528	52235	67,700	51,000	16,700	24.7%	COPR	HORWITH	CHUX249
02/25/08	03/26/08	003251529	52236	51,920	51,160	760	1.5%	COPR	HORWITH	CHUX249
02/25/08	03/26/08	003251530	52237	51,920	50,940	980	1.9%	COPR	HORWITH	JTLX30173
02/25/08	03/26/08	003251531	52238	68,220	51,520	16,700	24.5%	COPR	HORWITH	JTLX30173
02/25/08	03/26/08	003251532	52239	66,720	51,240	15,480	23.2%	COPR	HORWITH	JTLX30173
02/25/08	03/26/08	003251533	52240	63,900	49,380	14,520	22.7%	COPR	HORWITH	CHUX215
02/25/08	03/26/08	003251534	52241	68,460	48,180	20,280	29.6%	COPR	HORWITH	CHUX215
02/25/08	03/26/08	003251535	52242	26,000	49,180	(23,180)	-89.2%	COPR	HORWITH	CHUX215
02/25/08	03/26/08	003251536	52243	36,340	49,780	(13,440)	-37.0%	COPR	HORWITH	CHUX215
02/25/08	03/26/08	003251537	52244	67,380	50,000	17,380	25.8%	COPR	HORWITH	JTLX30105
02/25/08	03/26/08	003251538	52245	67,540	50,300	17,240	25.5%	COPR	HORWITH	CHUX119
02/25/08	03/26/08	003251539	52246	64,220	52,360	11,860	18.5%	COPR	HORWITH	JTLX30105
02/25/08	03/26/08	003251540	52247	33,760	50,040	(16,280)	-48.2%	COPR	HORWITH	JTLX30105
02/25/08	03/26/08	003251541	52248	33,760	49,460	(15,700)	-46.5%	COPR	HORWITH	JTLX30105
02/25/08	03/26/08	003251542	52249	74,440	52,040	22,400	30.1%	COPR	HORWITH	CHUX119
02/25/08	03/26/08	003251543	52250	29,480	50,360	(20,880)	-70.8%	COPR	HORWITH	CHUX119
02/25/08	03/26/08	003251544	52251	29,500	52,580	(23,080)	-78.2%	COPR	HORWITH	CHUX119
02/25/08	03/26/08	003251545	52252	28,620	49,480	(20,860)	-72.9%	COPR	HORWITH	JTLX30107
02/25/08	03/26/08	003251546	52253	33,840	50,360	(16,520)	-48.8%	COPR	HORWITH	CITX300146
02/25/08	03/26/08	003251547	52254	68,540	48,560	19,980	29.2%	COPR	HORWITH	JTLX30107
02/25/08	03/26/08	003251548	52255	66,080	51,180	14,900	22.5%	COPR	HORWITH	JTLX30107
02/25/08	03/26/08	003251549	52256	23,620	50,740	(27,120)	-114.8%	COPR	HORWITH	CHUX247
02/25/08	03/26/08	003251550	52257	29,460	50,460	(21,000)	-71.3%	COPR	HORWITH	JTLX30107
02/25/08	03/26/08	003251551	52258	66,300	50,260	16,040	24.2%	COPR	HORWITH	CHUX247
02/25/08	03/26/08	003251552	52259	66,920	52,100	14,820	22.1%	COPR	HORWITH	CHUX247
02/25/08	03/26/08	003251553	52260	39,500	48,920	(9,420)	-23.8%	COPR	HORWITH	CHUX247
02/25/08	03/26/08	003251554	52261	20,660	51,200	(30,540)	-147.8%	COPR	HORWITH	CHUX115
02/25/08	03/26/08	003251555	52262	68,760	51,520	17,240	25.1%	COPR	HORWITH	CHUX115
02/25/08	03/26/08	003251556	52263	69,260	51,100	18,160	26.2%	COPR	HORWITH	CHUX115
02/25/08	03/26/08	003251557	52264	43,840	52,280	(8,440)	-19.3%	COPR	HORWITH	CHUX115
02/25/08	04/07/08	003251558	52265	67,520	51,980	15,540	23.0%	COPR	HORWITH	NRLX527466
02/25/08	04/07/08	003251559	52266	26,060	52,160	(26,100)	-100.2%	COPR	HORWITH	NRLX527466
02/25/08	04/07/08	003251560	52267	69,320	51,840	17,480	25.2%	COPR	HORWITH	NRLX527466
02/25/08	04/07/08	003251561	52268	38,640	51,620	(12,980)	-33.6%	COPR	HORWITH	NRLX527466
02/25/08	03/26/08	003251562	52269	57,460	51,440	6,020	10.5%	COPR	HORWITH	CITX300146
02/25/08	03/26/08	003251563	52270	68,380	51,980	16,400	24.0%	COPR	HORWITH	CITX300146
02/26/08	03/26/08	003251564	52271	33,820	49,440	(15,620)	-46.2%	COPR	HORWITH	CITX300146
02/26/08	03/26/08	003251565	52272	68,460	50,520	17,940	26.2%	COPR	HORWITH	JTLX30101
02/26/08	03/26/08	003251566	52273	67,200	49,520	17,680	26.3%	COPR	HORWITH	JTLX30101
02/26/08	03/26/08	003251567	52274	30,100	49,800	(19,700)	-65.4%	COPR	HORWITH	JTLX30101
02/26/08	03/26/08	003251568	52275	30,120	50,420	(20,300)	-67.4%	COPR	HORWITH	JTLX30101
02/26/08	03/26/08	003251569	52276	36,640	51,620	(14,980)	-40.9%	COPR	HORWITH	CEFX35844
02/26/08	03/26/08	003251570	52277	76,800	50,080	26,720	34.8%	COPR	HORWITH	CEFX35844
02/26/08	03/26/08	003251571	52278	67,440	49,880	17,560	26.0%	COPR	HORWITH	CEFX35844
02/26/08	03/26/08	003251572	52279	19,140	51,360	(32,220)	-168.3%	COPR	HORWITH	CEFX35844
02/26/08	03/26/08	003251573	52280	8,360	51,720	(43,360)	-518.7%	COPR	HORWITH	NRLX527976
02/26/08	03/26/08	003251574	52281	75,800	49,840	25,960	34.2%	COPR	HORWITH	NRLX527976
02/26/08	03/26/08	003251575	52282	75,860	51,260	24,600	32.4%	COPR	HORWITH	NRLX527976
02/26/08	03/26/08	003251576	52283	38,860	50,780	(11,920)	-30.7%	COPR	HORWITH	NRLX527976
02/26/08	03/26/08	003251577	52284	36,560	51,740	(15,180)	-41.5%	COPR	HORWITH	NRLX585665
02/26/08	03/26/08	003251578	52285	68,140	51,400	16,740	24.6%	COPR	HORWITH	NRLX585665
02/26/08	03/26/08	003251579	52286	67,240	51,700	15,540	23.1%	COPR	HORWITH	NRLX585665
02/26/08	03/26/08	003251580	52287	31,200	51,840	(20,640)	-66.2%	COPR	HORWITH	NRLX585665
02/26/08	03/26/08	003251581	52288	25,480	51,440	(25,960)	-101.9%	COPR	HORWITH	NRLX526625

Honeywell

HONEYWELL SA-7 USE HAZARDOUS WASTE TRACKING (2006)										
Date Shipped	Date of Return Manifest	State Manifest	Man. Doc #	Facilty Manifest Weight (lbs)	Estimated Weight (lbs)	Manifest - Estimate (lbs)	Manifest - Estimate (%)	Material	Transporter	RAILCAR #
02/26/08	03/26/08	003251582	52289	50,960	51,720	(760)	-1.5%	COPR	HORWITH	NRLX526625
02/26/08	03/26/08	003251583	52290	54,640	50,580	4,060	7.4%	COPR	HORWITH	NRLX526625
02/26/08	03/26/08	003251584	52291	67,700	50,640	17,060	25.2%	COPR	HORWITH	NRLX526625
02/26/08	03/26/08	003251585	52292	68,620	48,660	19,960	29.1%	COPR	HORWITH	NRLX528224
02/26/08	03/26/08	003251586	52293	68,080	51,040	17,040	25.0%	COPR	HORWITH	NRLX528224
02/26/08	03/26/08	003251587	52294	26,860	49,500	(22,640)	-84.3%	COPR	HORWITH	NRLX528224
02/26/08	03/26/08	003251588	52295	26,840	49,300	(22,460)	-83.7%	COPR	HORWITH	NRLX528224
02/26/08	03/26/08	003251589	52296	68,640	52,220	16,420	23.9%	COPR	HORWITH	JTLX194
02/26/08	03/26/08	003251590	52297	68,540	51,180	17,360	25.3%	COPR	HORWITH	JTLX194
02/26/08	03/26/08	003251591	52298	34,620	50,440	(15,820)	-45.7%	COPR	HORWITH	JTLX194
02/26/08	03/26/08	003251592	52299	34,640	50,560	(15,920)	-46.0%	COPR	HORWITH	JTLX194
02/26/08	03/26/08	003251593	52300	66,940	50,580	16,360	24.4%	COPR	HORWITH	NRLX527630
02/26/08	03/26/08	003251594	52301	66,640	51,300	15,340	23.0%	COPR	HORWITH	NRLX527630
02/26/08	03/26/08	003251595	52302	33,860	50,240	(16,380)	-48.4%	COPR	HORWITH	NRLX527630
02/26/08	03/26/08	003251596	52303	33,860	50,000	(16,140)	-47.7%	COPR	HORWITH	NRLX527630
02/26/08	03/26/08	003251597	52304	54,980	49,700	5,280	9.6%	COPR	HORWITH	JTLX30168
02/26/08	03/26/08	003251598	52305	67,720	49,940	17,780	26.3%	COPR	HORWITH	JTLX30168
02/26/08	03/26/08	003251599	52306	34,140	51,080	(16,940)	-49.6%	COPR	HORWITH	JTLX30168
02/26/08	03/26/08	003251600	52307	34,120	51,280	(17,160)	-50.3%	COPR	HORWITH	JTLX30168
02/26/08	03/26/08	003251601	52308	36,540	51,180	(14,640)	-40.1%	COPR	HORWITH	CHUX284
02/26/08	03/26/08	003251602	52309	67,940	51,360	16,580	24.4%	COPR	HORWITH	CHUX284
02/26/08	03/26/08	003251603	52310	67,180	50,460	16,720	24.9%	COPR	HORWITH	CHUX202
02/26/08	03/26/08	003251604	52311	67,240	52,640	14,600	21.7%	COPR	HORWITH	CHUX284
02/26/08	03/26/08	003251605	52312	29,920	49,700	(19,780)	-66.1%	COPR	HORWITH	CHUX284
02/26/08	03/26/08	003251606	52313	27,320	52,660	(25,340)	-92.8%	COPR	HORWITH	CHUX202
02/26/08	03/26/08	003251607	52314	66,820	50,900	15,920	23.8%	COPR	HORWITH	CHUX202
02/26/08	03/26/08	003251608	52315	41,560	50,300	(8,740)	-21.0%	COPR	HORWITH	CHUX202
02/26/08	03/26/08	003251609	52316	17,440	51,120	(33,680)	-193.1%	COPR	HORWITH	CITX300166
02/26/08	03/26/08	003251610	52317	67,520	50,100	17,420	25.8%	COPR	HORWITH	CITX300166
02/26/08	03/26/08	003251611	52318	76,440	51,100	25,340	33.2%	COPR	HORWITH	CITX300166
02/26/08	03/26/08	003251612	52319	32,420	50,180	(17,760)	-54.8%	COPR	HORWITH	CITX300166
02/26/08	03/26/08	003251613	52320	68,840	50,080	18,760	27.3%	COPR	HORWITH	NRLX527909
02/26/08	03/26/08	003251614	52321	66,960	50,060	16,900	25.2%	COPR	HORWITH	NRLX527909
02/26/08	03/26/08	003251615	52322	29,200	49,720	(20,520)	-70.3%	COPR	HORWITH	NRLX527909
02/26/08	03/26/08	003251616	52323	29,180	49,580	(20,400)	-69.9%	COPR	HORWITH	NRLX527909
02/26/08	03/26/08	003251617	52324	9,080	52,340	(43,260)	-476.4%	COPR	HORWITH	CEFX35239
02/26/08	03/26/08	003251618	52325	75,100	51,640	23,460	31.2%	COPR	HORWITH	CEFX35239
02/26/08	03/26/08	003251619	52326	75,780	50,760	25,020	33.0%	COPR	HORWITH	CEFX35239
02/26/08	03/26/08	003251620	52327	40,960	52,560	(11,600)	-28.3%	COPR	HORWITH	CEFX35239
02/26/08	03/26/08	003251621	52328	56,420	51,640	4,780	8.5%	COPR	HORWITH	CHUX155
02/26/08	03/26/08	003251622	52329	77,020	51,200	25,820	33.5%	COPR	HORWITH	CHUX155
02/26/08	03/26/08	003251623	52330	33,300	48,580	(15,280)	-45.9%	COPR	HORWITH	CHUX155
02/26/08	03/26/08	003251624	52331	33,300	52,580	(19,280)	-57.9%	COPR	HORWITH	CHUX155
02/26/08	03/20/08	003251625	52332	46,020	52,340	(6,320)	-13.7%	COPR	HORWITH	CHUX235
02/27/08	03/31/08	003251626	52333	68,360	50,120	18,240	26.7%	COPR	HORWITH	JTLX30133
02/27/08	03/20/08	003251627	52334	56,080	50,000	6,080	10.8%	COPR	HORWITH	CEFX35835
02/27/08	03/31/08	003251628	52335	68,100	51,300	16,800	24.7%	COPR	HORWITH	JTLX30133
02/27/08	03/31/08	003251629	52336	7,640	51,700	(44,060)	-576.7%	COPR	HORWITH	JTLX30133
02/27/08	03/31/08	003251630	52337	36,780	52,100	(15,320)	-41.7%	COPR	HORWITH	JTLX30133
02/27/08	03/20/08	003251631	52338	34,020	50,540	(16,520)	-48.6%	COPR	HORWITH	CEFX35835
02/27/08	03/26/08	003251632	52339	68,360	49,840	18,520	27.1%	COPR	HORWITH	NRLX526159
02/27/08	03/20/08	003251633	52340	66,760	51,640	15,120	22.6%	COPR	HORWITH	CEFX35835
02/27/08	03/20/08	003251634	52341	34,020	50,400	(16,380)	-48.1%	COPR	HORWITH	CEFX35835
02/27/08	04/14/08	003251635	52342	48,900	51,080	(2,180)	-4.5%	COPR	HORWITH	CITX300034
02/27/08	04/14/08	003251636	52343	68,420	49,200	19,220	28.1%	COPR	HORWITH	CITX300034
02/27/08	04/14/08	003251637	52344	70,400	51,440	18,960	26.9%	COPR	HORWITH	CITX300034
02/27/08	04/14/08	003251638	52345	12,280	51,500	(39,220)	-319.4%	COPR	HORWITH	CITX300034
02/27/08	03/20/08	003251639	52346	38,580	50,360	(11,780)	-30.5%	COPR	HORWITH	CHUX258
02/27/08	03/20/08	003251640	52347	67,900	49,440	18,460	27.2%	COPR	HORWITH	CHUX258
02/27/08	03/20/08	003251641	52348	68,320	50,700	17,620	25.8%	COPR	HORWITH	CHUX258
02/27/08	03/20/08	003251642	52349	20,960	49,320	(28,360)	-135.3%	COPR	HORWITH	CHUX258
02/27/08	03/20/08	003251643	52350	48,120	48,300	(180)	-0.4%	COPR	HORWITH	CHUX319
02/27/08	03/20/08	003251644	52351	67,720	49,760	17,960	26.5%	COPR	HORWITH	CHUX319
02/27/08	03/20/08	003251645	52352	67,240	50,260	16,980	25.3%	COPR	HORWITH	CHUX319
02/27/08	03/20/08	003251646	52353	11,480	50,280	(38,800)	-338.0%	COPR	HORWITH	CHUX319
02/27/08	03/20/08	003251647	52354	68,800	50,180	18,620	27.1%	COPR	HORWITH	CHUX235
02/27/08	03/20/08	003251648	52355	67,320	50,080	17,240	25.6%	COPR	HORWITH	CHUX235
02/27/08	03/20/08	003251649	52356	67,840	51,960	15,880	23.4%	COPR	HORWITH	CITX300041
02/27/08	03/20/08	003251650	52357	19,660	49,620	(29,960)	-152.4%	COPR	HORWITH	CHUX235
02/27/08	03/20/08	003251651	52358	67,100	52,320	14,780	22.0%	COPR	HORWITH	CITX300041
02/27/08	03/20/08	003251652	52359	33,160	51,840	(18,680)	-56.3%	COPR	HORWITH	CITX300041
02/27/08	03/20/08	003251653	52360	33,140	52,080	(18,940)	-57.2%	COPR	HORWITH	CITX300041
02/27/08	04/21/08	003251654	52361	65,400	48,280	17,120	26.2%	COPR	HORWITH	NRLX526300
02/27/08	04/21/08	003251655	52362	66,500	48,700	17,800	26.8%	COPR	HORWITH	NRLX526300

Honeywell

HONEYWELL SA-7 USE HAZARDOUS WASTE TRACKING (2006)										
Date Shipped	Date of Return Manifest	State Manifest	Man. Doc #	Facilty Manifest Weight (lbs)	Estimated Weight (lbs)	Manifest - Estimate (lbs)	Manifest - Estimate (%)	Material	Transporter	RAILCAR #
02/27/08	04/21/08	003251656	52363	24,280	49,360	(25,080)	-103.3%	COPR	HORWITH	NRLX526300
02/27/08	03/31/08	003251657	52364	55,920	51,380	4,540	8.1%	COPR	HORWITH	CHUX296
02/27/08	03/31/08	003251658	52365	66,300	49,900	16,400	24.7%	COPR	HORWITH	CHUX296
02/27/08	03/31/08	003251659	52366	66,180	49,540	16,640	25.1%	COPR	HORWITH	CHUX296
02/27/08	03/31/08	003251660	52367	39,840	50,720	(10,880)	-27.3%	COPR	HORWITH	CHUX296
02/27/08	03/27/08	003251661	52368	6,100	49,480	(43,380)	-711.1%	COPR	HORWITH	CITX300162
02/27/08	03/20/08	003251662	52369	67,860	50,420	17,440	25.7%	COPR	HORWITH	NRLX585505
02/27/08	03/27/08	003251663	52370	67,520	51,460	16,060	23.8%	COPR	HORWITH	CITX300162
02/27/08	03/27/08	003251664	52371	67,520	51,760	15,760	23.3%	COPR	HORWITH	CITX300162
02/27/08	03/27/08	003251665	52372	54,360	48,720	5,640	10.4%	COPR	HORWITH	CITX300162
02/27/08	04/21/08	003251666	52373	24,260	50,900	(26,640)	-109.8%	COPR	HORWITH	NRLX526300
02/27/08	03/20/08	003251667	52374	43,520	50,920	(7,400)	-17.0%	COPR	HORWITH	NRLX585505
02/27/08	03/20/08	003251668	52375	65,960	52,040	13,920	21.1%	COPR	HORWITH	NRLX585505
02/27/08	03/20/08	003251669	52376	21,660	51,000	(29,340)	-135.5%	COPR	HORWITH	NRLX585505
02/27/08	03/20/08	003251670	52377	37,560	50,660	(13,100)	-34.9%	COPR	HORWITH	JTLX127
02/27/08	03/20/08	003251671	52378	68,860	49,400	19,460	28.3%	COPR	HORWITH	JTLX127
02/27/08	03/20/08	003251672	52379	66,740	51,240	15,500	23.2%	COPR	HORWITH	JTLX127
02/27/08	03/20/08	003251673	52380	23,420	49,540	(26,120)	-111.5%	COPR	HORWITH	JTLX127
02/27/08	03/20/08	003251674	52381	7,420	51,460	(44,040)	-593.5%	COPR	HORWITH	CHUX148
02/27/08	03/20/08	003251675	52382	75,200	50,080	25,120	33.4%	COPR	HORWITH	CHUX148
02/27/08	03/20/08	003251676	52383	74,860	51,120	23,740	31.7%	COPR	HORWITH	CHUX148
02/27/08	03/20/08	003251677	52384	39,100	49,340	(10,240)	-26.2%	COPR	HORWITH	CHUX148
02/27/08	04/14/08	003251678	52385	32,280	50,620	(18,340)	-56.8%	COPR	HORWITH	CHUX265
02/27/08	04/14/08	003251679	52386	67,100	52,240	14,860	22.1%	COPR	HORWITH	CHUX265
02/27/08	04/14/08	003251680	52387	68,240	49,520	18,720	27.4%	COPR	HORWITH	CHUX265
02/27/08	04/14/08	003251681	52388	30,300	51,340	(21,040)	-69.4%	COPR	HORWITH	CHUX265
02/27/08	03/20/08	003251682	52389	19,820	49,600	(29,780)	-150.3%	COPR	HORWITH	CITX300028
02/27/08	03/20/08	003251683	52390	68,840	49,580	19,260	28.0%	COPR	HORWITH	CITX300028
02/27/08	03/20/08	003251684	52391	68,800	48,460	20,340	29.6%	COPR	HORWITH	CITX300028
02/27/08	03/20/08	003251685	52392	36,400	51,580	(15,180)	-41.7%	COPR	HORWITH	CITX300028
02/27/08	03/26/08	003251686	52393	75,380	49,940	25,440	33.7%	COPR	HORWITH	NRLX526159
02/28/08	03/26/08	003251687	52394	26,280	50,580	(24,300)	-92.5%	COPR	HORWITH	NRLX526159
02/28/08	03/26/08	003251688	52395	26,280	50,720	(24,440)	-93.0%	COPR	HORWITH	NRLX526159
02/28/08	03/26/08	003251689	52396	43,820	51,440	(7,620)	-17.4%	COPR	HORWITH	NDYX320320
02/28/08	03/26/08	003251690	52397	66,680	50,360	16,320	24.5%	COPR	HORWITH	NDYX320320
02/28/08	03/26/08	003251691	52398	68,260	48,880	19,380	28.4%	COPR	HORWITH	NDYX320320
02/28/08	03/26/08	003251692	52399	17,180	49,700	(32,520)	-189.3%	COPR	HORWITH	NDYX320320
02/28/08	03/26/08	003251693	52400	27,300	49,880	(22,580)	-82.7%	COPR	HORWITH	JTLX240
02/28/08	03/26/08	003251694	52401	75,280	49,320	25,960	34.5%	COPR	HORWITH	JTLX240
02/28/08	03/26/08	003251695	52402	67,980	50,320	17,660	26.0%	COPR	HORWITH	JTLX240
02/28/08	03/26/08	003251696	52403	23,600	50,300	(26,700)	-113.1%	COPR	HORWITH	JTLX240
02/28/08	03/26/08	003251697	52404	15,140	50,120	(34,980)	-231.0%	COPR	HORWITH	NRLX526181
02/28/08	03/26/08	003251698	52405	68,900	50,160	18,740	27.2%	COPR	HORWITH	NRLX526181
02/28/08	03/26/08	003251699	52406	68,380	48,920	19,460	28.5%	COPR	HORWITH	NRLX526181
02/28/08	03/26/08	003251700	52407	40,960	49,640	(8,680)	-21.2%	COPR	HORWITH	NRLX526181
02/28/08	03/26/08	003251701	52408	51,520	48,000	3,520	6.8%	COPR	HORWITH	CHUX263
02/28/08	03/26/08	003251702	52409	33,940	48,420	(14,480)	-42.7%	COPR	HORWITH	CHUX263
02/28/08	03/26/08	003251703	52410	76,120	49,960	26,160	34.4%	COPR	HORWITH	CHUX263
02/28/08	03/26/08	003251704	52411	33,920	49,240	(15,320)	-45.2%	COPR	HORWITH	CHUX263
02/28/08	03/26/08	003251705	52412	15,700	52,160	(36,460)	-232.2%	COPR	HORWITH	CEFX35840
02/28/08	03/26/08	003251706	52413	68,860	50,520	18,340	26.6%	COPR	HORWITH	CEFX35840
02/28/08	03/26/08	003251707	52414	68,880	50,560	18,320	26.6%	COPR	HORWITH	CEFX35840
02/28/08	03/26/08	003251708	52415	48,960	50,840	(1,880)	-3.8%	COPR	HORWITH	CEFX35840
02/28/08	03/26/08	003251709	52416	46,880	51,740	(4,860)	-10.4%	COPR	HORWITH	CHUX203
02/28/08	03/26/08	003251710	52417	67,780	51,520	16,260	24.0%	COPR	HORWITH	CHUX203
02/28/08	03/26/08	003251711	52418	76,020	49,500	26,520	34.9%	COPR	HORWITH	CHUX203
02/28/08	03/26/08	003251712	52419	14,760	51,820	(37,060)	-251.1%	COPR	HORWITH	CHUX203
02/28/08	03/26/08	003251713	52420	50,200	49,620	580	1.2%	COPR	HORWITH	NRLX526646
02/28/08	03/26/08	003251714	52421	67,760	51,220	16,540	24.4%	COPR	HORWITH	NRLX526646
02/28/08	03/26/08	003251715	52422	63,660	50,100	13,560	21.3%	COPR	HORWITH	NRLX526646
02/28/08	03/26/08	003251716	52423	19,440	51,400	(31,960)	-164.4%	COPR	HORWITH	NRLX526646
02/28/08	03/26/08	003251717	52424	41,680	51,180	(9,500)	-22.8%	COPR	HORWITH	CHUX170
02/28/08	03/26/08	003251718	52425	67,780	50,100	17,680	26.1%	COPR	HORWITH	CHUX170
02/28/08	03/26/08	003251719	52426	67,900	49,660	18,240	26.9%	COPR	HORWITH	CHUX170
02/28/08	03/26/08	003251720	52427	68,240	49,360	18,880	27.7%	COPR	HORWITH	CHUX206
02/28/08	03/26/08	003251721	52428	18,560	50,260	(31,700)	-170.8%	COPR	HORWITH	CHUX170
02/28/08	03/31/08	003251722	52429	66,200	49,300	16,900	25.5%	COPR	HORWITH	CITX300153
02/28/08	03/31/08	003251723	52430	68,240	50,240	18,000	26.4%	COPR	HORWITH	CITX300153
02/28/08	03/31/08	003251724	52431	26,580	50,960	(24,380)	-91.7%	COPR	HORWITH	CITX300153
02/28/08	03/31/08	003251725	52432	26,600	50,480	(23,880)	-89.8%	COPR	HORWITH	CITX300153
02/28/08	03/26/08	003251727	52433	69,520	51,080	18,440	26.5%	COPR	HORWITH	CHUX305
02/28/08	03/26/08	003251728	52434	67,480	50,680	16,800	24.9%	COPR	HORWITH	CHUX305
02/28/08	03/26/08	003251729	52435	33,960	49,420	(15,460)	-45.5%	COPR	HORWITH	CHUX305
02/28/08	03/26/08	003251730	52436	33,960	50,720	(16,760)	-49.4%	COPR	HORWITH	CHUX305

Honeywell

HONEYWELL SA-7 USE HAZARDOUS WASTE TRACKING (2006)										
Date Shipped	Date of Return Manifest	State Manifest	Man. Doc #	Facilty Manifest Weight (lbs)	Estimated Weight (lbs)	Manifest - Estimate (lbs)	Manifest - Estimate (%)	Material	Transporter	RAILCAR #
02/28/08	03/26/08	003251731	52437	34,100	51,120	(17,020)	-49.9%	COPR	HORWITH	CHUX244
02/28/08	03/26/08	003251732	52438	33,140	51,840	(18,700)	-56.4%	COPR	HORWITH	CHUX244
02/28/08	03/26/08	003251733	52439	68,680	52,020	16,660	24.3%	COPR	HORWITH	CHUX244
02/28/08	03/26/08	003251734	52440	67,840	50,640	17,200	25.4%	COPR	HORWITH	CHUX244
02/28/08	03/26/08	003251735	52441	26,360	51,320	(24,960)	-94.7%	COPR	HORWITH	CHUX206
02/28/08	03/26/08	003251736	52442	68,140	51,600	16,540	24.3%	COPR	HORWITH	CHUX206
02/28/08	03/26/08	003251737	52443	35,900	51,960	(16,060)	-44.7%	COPR	HORWITH	CHUX206
02/28/08	03/26/08	003251738	52444	37,120	50,080	(12,960)	-34.9%	COPR	HORWITH	JTLX30132
02/28/08	03/26/08	003251739	52445	75,940	50,820	25,120	33.1%	COPR	HORWITH	JTLX30132
02/28/08	03/26/08	003251740	52446	67,540	51,700	15,840	23.5%	COPR	HORWITH	JTLX30132
02/28/08	03/26/08	003251741	52447	68,100	50,120	17,980	26.4%	COPR	HORWITH	JTLX30130
02/28/08	03/26/08	003251742	52448	13,680	49,640	(35,960)	-262.9%	COPR	HORWITH	JTLX30132
02/28/08	03/26/08	003251743	52449	32,240	48,800	(16,560)	-51.4%	COPR	HORWITH	JTLX30130
02/28/08	03/26/08	003251744	52450	66,580	48,800	17,780	26.7%	COPR	HORWITH	JTLX30130
02/28/08	03/26/08	003251745	52451	14,140	50,780	(36,640)	-259.1%	COPR	HORWITH	JTLX30172
02/28/08	03/26/08	003251746	52452	68,400	50,940	17,460	25.5%	COPR	HORWITH	JTLX30172
02/28/08	03/26/08	003251747	52453	31,620	48,320	(16,700)	-52.8%	COPR	HORWITH	JTLX30130
02/28/08	03/26/08	003251748	52454	67,440	49,860	17,580	26.1%	COPR	HORWITH	JTLX30172
02/28/08	03/26/08	003251749	52455	42,400	50,000	(7,600)	-17.9%	COPR	HORWITH	JTLX30172
02/29/08	03/26/08	003251750	52456	46,740	49,560	(2,820)	-6.0%	COPR	HORWITH	CHUX322
02/29/08	03/26/08	003251751	52457	67,340	49,280	18,060	26.8%	COPR	HORWITH	CHUX322
02/29/08	03/26/08	003251752	52458	13,240	50,640	(37,400)	-282.5%	COPR	HORWITH	CHUX322
02/29/08	03/26/08	003251753	52459	37,320	49,040	(11,720)	-31.4%	COPR	HORWITH	JTLX151
02/29/08	03/26/08	003251754	52460	67,420	51,520	15,900	23.6%	COPR	HORWITH	CHUX322
02/29/08	03/26/08	003251755	52461	77,240	52,400	24,840	32.2%	COPR	HORWITH	JTLX151
02/29/08	03/26/08	003251756	52462	68,680	49,780	18,900	27.5%	COPR	HORWITH	JTLX151
02/29/08	03/26/08	003251757	52463	2,100	50,960	(48,860)	-2326.7%	COPR	HORWITH	JTLX151
02/29/08	03/31/08	003251758	52464	68,920	50,660	18,260	26.5%	COPR	HORWITH	NRLX528334
02/29/08	03/31/08	003251759	52465	68,520	52,100	16,420	24.0%	COPR	HORWITH	NRLX528334
02/29/08	03/31/08	003251760	52466	34,160	49,780	(15,620)	-45.7%	COPR	HORWITH	NRLX528334
02/29/08	03/31/08	003251761	52467	34,140	49,180	(15,040)	-44.1%	COPR	HORWITH	NRLX528334
02/29/08	03/31/08	003251762	52468	48,600	50,100	(1,500)	-3.1%	COPR	HORWITH	JTLX30149
02/29/08	03/31/08	003251763	52469	68,520	49,200	19,320	28.2%	COPR	HORWITH	JTLX30149
02/29/08	03/31/08	003251764	52470	68,820	50,560	18,260	26.5%	COPR	HORWITH	JTLX30149
02/29/08	03/31/08	003251765	52471	9,580	48,720	(39,140)	-408.6%	COPR	HORWITH	JTLX30149
02/29/08	03/31/08	003251766	52472	38,760	48,580	(9,820)	-25.3%	COPR	HORWITH	CHUX138
02/29/08	03/31/08	003251767	52473	67,080	48,960	18,120	27.0%	COPR	HORWITH	CHUX138
02/29/08	03/31/08	003251768	52474	67,900	51,240	16,660	24.5%	COPR	HORWITH	CHUX138
02/29/08	03/31/08	003251769	52475	20,840	51,140	(30,300)	-145.4%	COPR	HORWITH	CHUX138
02/29/08	03/31/08	003251770	52476	26,660	50,960	(24,300)	-91.1%	COPR	HORWITH	CHUX279
02/29/08	03/31/08	003251771	52477	75,400	50,840	24,560	32.6%	COPR	HORWITH	CHUX279
02/29/08	03/31/08	003251772	52478	68,600	51,680	16,920	24.7%	COPR	HORWITH	CHUX279
02/29/08	03/31/08	003251773	52479	30,460	52,040	(21,580)	-70.8%	COPR	HORWITH	CHUX279
02/29/08	03/31/08	003251774	52480	33,760	51,020	(17,260)	-51.1%	COPR	HORWITH	CHUX330
02/29/08	03/31/08	003251775	52481	65,160	50,840	14,320	22.0%	COPR	HORWITH	CHUX330
02/29/08	03/31/08	003251776	52482	65,040	51,860	13,180	20.3%	COPR	HORWITH	CHUX330
02/29/08	03/31/08	003251777	52483	41,680	52,240	(10,560)	-25.3%	COPR	HORWITH	CHUX330
02/29/08	04/14/08	003251778	52484	12,200	49,020	(36,820)	-301.8%	COPR	HORWITH	CHUX291
02/29/08	04/14/08	003251779	52485	66,760	48,840	17,920	26.8%	COPR	HORWITH	CHUX291
02/29/08	04/14/08	003251780	52486	67,700	49,480	18,220	26.9%	COPR	HORWITH	CHUX291
02/29/08	04/14/08	003251782	52487	39,380	51,480	(12,100)	-30.7%	COPR	HORWITH	CHUX291
02/29/08	03/26/08	003251783	52488	28,240	50,360	(22,120)	-78.3%	COPR	HORWITH	NRLX526067
02/29/08	03/26/08	003251784	52489	63,220	49,880	13,340	21.1%	COPR	HORWITH	NRLX526067
02/29/08	03/26/08	003251785	52490	66,200	49,980	16,220	24.5%	COPR	HORWITH	NRLX526067
02/29/08	03/26/08	003251786	52491	39,300	49,880	(10,580)	-26.9%	COPR	HORWITH	NRLX526067
02/29/08	03/31/08	003251787	52492	25,620	51,220	(25,600)	-99.9%	COPR	HORWITH	CEFX35833
02/29/08	03/31/08	003251788	52493	65,440	50,100	15,340	23.4%	COPR	HORWITH	CEFX35833
02/29/08	03/31/08	003251789	52494	68,820	50,640	18,180	26.4%	COPR	HORWITH	CEFX35833
02/29/08	03/31/08	003251790	52495	33,780	50,600	(16,820)	-49.8%	COPR	HORWITH	CEFX35833
02/29/08	03/31/08	003251791	52496	15,860	49,640	(33,780)	-213.0%	COPR	HORWITH	CHUX325
02/29/08	03/31/08	003251792	52497	68,100	49,160	18,940	27.8%	COPR	HORWITH	CHUX325
02/29/08	03/31/08	003251793	52498	28,740	50,260	(21,520)	-74.9%	COPR	HORWITH	JTLX30144
02/29/08	03/31/08	003251794	52499	76,760	51,500	25,260	32.9%	COPR	HORWITH	JTLX30144
02/29/08	03/31/08	003251795	52500	68,860	51,920	16,940	24.6%	COPR	HORWITH	JTLX30144
02/29/08	03/31/08	003251796	52501	31,740	52,200	(20,460)	-64.5%	COPR	HORWITH	JTLX30144
02/29/08	03/31/08	003251797	52502	68,480	51,520	16,960	24.8%	COPR	HORWITH	CHUX325
02/29/08	03/31/08	003251798	52503	41,820	50,740	(8,920)	-21.3%	COPR	HORWITH	CHUX325
02/29/08	03/31/08	003251799	52504	37,260	51,560	(14,300)	-38.4%	COPR	HORWITH	CHUX261
02/29/08	03/31/08	003251800	52505	69,600	51,460	18,140	26.1%	COPR	HORWITH	CHUX261
02/29/08	03/31/08	003251801	52506	66,440	52,360	14,080	21.2%	COPR	HORWITH	CHUX261
02/29/08	03/31/08	003251802	52507	31,160	51,600	(20,440)	-65.6%	COPR	HORWITH	CHUX261
02/29/08	03/31/08	003251803	52508	36,600	51,300	(14,700)	-40.2%	COPR	HORWITH	JTLX105
02/29/08	03/31/08	003251804	52509	76,740	50,620	26,120	34.0%	COPR	HORWITH	JTLX105
02/29/08	03/31/08	003251805	52510	24,020	51,420	(27,400)	-114.1%	COPR	HORWITH	JTLX105

HONEYWELL SA-7 USE HAZARDOUS WASTE TRACKING (2006)										
Date Shipped	**Date of Return Manifest**	**State Manifest**	**Man. Doc #**	**Facilty Manifest Weight (lbs)**	**Estimated Weight (lbs)**	**Manifest - Estimate (lbs)**	**Manifest - Estimate (%)**	**Material**	**Transporter**	**RAILCAR #**
02/29/08	03/31/08	003251806	52511	59,160	51,060	8,100	13.7%	COPR	HORWITH	JTLX105
02/29/08	03/31/08	003251807	52512	76,380	50,440	25,940	34.0%	COPR	HORWITH	CEFX35843
02/29/08	03/31/08	003251808	52513	76,360	50,680	25,680	33.6%	COPR	HORWITH	CEFX35843
02/29/08	03/31/08	003251809	52514	25,520	52,160	(26,640)	-104.4%	COPR	HORWITH	CEFX35843
02/29/08	03/31/08	003251810	52515	25,520	51,580	(26,060)	-102.1%	COPR	HORWITH	CEFX35843
02/29/08	03/26/08	003251811	52516	76,840	49,700	27,140	35.3%	COPR	HORWITH	JTLX168
02/29/08	03/26/08	003251812	52517	75,860	49,320	26,540	35.0%	COPR	HORWITH	JTLX168

05/24/78	**SITE TONS (Month)**	**FEB SUB-TOTAL:**	56,549,520	57,268,760	(719,240)	-1.27%
09/02/73	**TONS (Site)**	**CUMULATIVE TOTAL:**	125,668,280	126,868,400	(1,200,120)	-0.95%
01/11/72	**TONS (Facility)**	**CUMULATIVE TOTAL:**	125,668,280	126,868,400	(1,200,120)	-0.95%

03/03/08	03/26/08	003251813	52518	19,420	51,800	(32,380)	-166.7%	COPR	HORWITH	JTLX168
03/03/08	03/27/08	003251814	52519	31,620	50,020	(18,400)	-58.2%	COPR	HORWITH	NRLX526238
03/03/08	03/26/08	003251815	52520	19,420	50,680	(31,260)	-161.0%	COPR	HORWITH	JTLX168
03/03/08	03/27/08	003251816	52521	68,680	51,060	17,620	25.7%	COPR	HORWITH	NRLX526238
03/03/08	03/27/08	003251817	52522	67,620	50,020	17,600	26.0%	COPR	HORWITH	NRLX526238
03/03/08	03/27/08	003251818	52523	31,620	50,480	(18,860)	-59.6%	COPR	HORWITH	NRLX526238
03/03/08	03/27/08	003251819	52524	68,980	51,320	17,660	25.6%	COPR	HORWITH	JTLX30148
03/03/08	03/27/08	003251820	52525	49,260	50,780	(1,520)	-3.1%	COPR	HORWITH	CHUX104
03/03/08	03/27/08	003251821	52526	68,020	52,160	15,860	23.3%	COPR	HORWITH	CHUX104
03/03/08	03/27/08	003251822	52527	69,220	51,780	17,440	25.2%	COPR	HORWITH	CHUX104
03/03/08	03/27/08	003251823	52528	42,400	51,660	(9,260)	-21.8%	COPR	HORWITH	NRLX526562
03/03/08	03/27/08	003251824	52529	26,200	50,740	(24,540)	-93.7%	COPR	HORWITH	CHUX104
03/03/08	03/27/08	003251825	52530	68,920	50,420	18,500	26.8%	COPR	HORWITH	NRLX526562
03/03/08	03/27/08	003251826	52531	68,660	50,120	18,540	27.0%	COPR	HORWITH	NRLX526562
03/03/08	03/27/08	003251827	52532	19,160	51,820	(32,660)	-170.5%	COPR	HORWITH	NRLX526562
03/03/08	03/26/08	003251828	52533	35,400	50,300	(14,900)	-42.1%	COPR	HORWITH	JTLX30174
03/03/08	03/26/08	003251829	52534	76,260	49,220	27,040	35.5%	COPR	HORWITH	JTLX30174
03/03/08	03/26/08	003251830	52535	68,220	50,780	17,440	25.6%	COPR	HORWITH	JTLX30174
03/03/08	03/26/08	003251831	52536	21,260	50,340	(29,080)	-136.8%	COPR	HORWITH	JTLX30174
03/03/08	03/26/08	003251832	52537	76,800	49,300	27,500	35.8%	COPR	HORWITH	CEFX35242
03/03/08	03/26/08	003251833	52538	76,880	50,020	26,860	34.9%	COPR	HORWITH	CEFX35242
03/03/08	03/26/08	003251834	52539	19,940	52,340	(32,400)	-162.5%	COPR	HORWITH	CEFX35242
03/03/08	03/26/08	003251835	52540	19,960	50,100	(30,140)	-151.0%	COPR	HORWITH	CEFX35242
03/03/08	03/26/08	003251836	52541	15,080	51,060	(35,980)	-238.6%	COPR	HORWITH	DJLX98548
03/03/08	03/26/08	003251837	52542	69,060	51,960	17,100	24.8%	COPR	HORWITH	DJLX98548
03/03/08	03/26/08	003251838	52543	67,740	52,280	15,460	22.8%	COPR	HORWITH	DJLX98548
03/03/08	03/26/08	003251839	52544	49,780	49,700	80	0.2%	COPR	HORWITH	DJLX98548
03/03/08	03/27/08	003251840	52545	68,660	52,180	16,480	24.0%	COPR	HORWITH	JTLX30148
03/03/08	03/27/08	003251841	52546	34,000	51,140	(17,140)	-50.4%	COPR	HORWITH	JTLX30148
03/03/08	03/27/08	003251842	52547	33,980	52,300	(18,320)	-53.9%	COPR	HORWITH	JTLX30148
03/03/08	03/27/08	003251843	52548	75,600	50,840	24,760	32.8%	COPR	HORWITH	JTLX30122
03/03/08	03/27/08	003251844	52549	75,980	49,580	26,400	34.7%	COPR	HORWITH	JTLX30122
03/03/08	03/27/08	003251845	52550	23,360	50,660	(27,300)	-116.9%	COPR	HORWITH	JTLX30122
03/03/08	03/27/08	003251846	52551	23,340	49,980	(26,640)	-114.1%	COPR	HORWITH	JTLX30122
03/03/08	03/26/08	003251847	52552	67,340	49,920	17,420	25.9%	COPR	HORWITH	NRLX528126
03/03/08	03/26/08	003251848	52553	11,680	51,020	(39,340)	-336.8%	COPR	HORWITH	NRLX528126
03/03/08	03/26/08	003251849	52554	62,820	51,400	11,420	18.2%	COPR	HORWITH	NRLX528126
03/03/08	03/26/08	003251850	52555	57,060	51,240	5,820	10.2%	COPR	HORWITH	NRLX528126
03/03/08	03/26/08	003251851	52556	68,280	50,400	17,880	26.2%	COPR	HORWITH	JTLX265
03/03/08	03/27/08	003251852	52557	43,920	51,560	(7,640)	-17.4%	COPR	HORWITH	NDYX320346
03/03/08	03/26/08	003251853	52558	28,500	51,200	(22,700)	-79.6%	COPR	HORWITH	JTLX265
03/03/08	04/14/08	003251854	52559	40,480	50,880	(10,400)	-25.7%	COPR	HORWITH	JTLX30150
03/03/08	03/26/08	003251855	52560	68,200	50,180	18,020	26.4%	COPR	HORWITH	JTLX265
03/03/08	03/26/08	003251856	52561	28,500	52,460	(23,960)	-84.1%	COPR	HORWITH	JTLX265
03/03/08	04/14/08	003251857	52562	76,420	50,120	26,300	34.4%	COPR	HORWITH	JTLX30150
03/03/08	04/14/08	003251858	52563	68,200	50,040	18,160	26.6%	COPR	HORWITH	JTLX30150
03/03/08	04/14/08	003251859	52564	12,420	50,460	(38,040)	-306.3%	COPR	HORWITH	JTLX30150
03/03/08	03/26/08	003251860	52565	14,940	51,540	(36,600)	-245.0%	COPR	HORWITH	CHUX290
03/03/08	03/26/08	003251861	52566	68,800	51,900	16,900	24.6%	COPR	HORWITH	CHUX290
03/03/08	03/26/08	003251862	52567	68,400	50,340	18,060	26.4%	COPR	HORWITH	CHUX290
03/03/08	03/26/08	003251863	52568	50,500	50,680	(180)	-0.4%	COPR	HORWITH	CHUX290
03/03/08	03/26/08	003251864	52569	10,860	51,420	(40,560)	-373.5%	COPR	HORWITH	JTLX30136
03/03/08	03/26/08	003251865	52570	67,000	51,200	15,800	23.6%	COPR	HORWITH	JTLX30136
03/03/08	03/26/08	003251866	52571	68,060	51,460	16,600	24.4%	COPR	HORWITH	JTLX30136
03/03/08	03/26/08	003251867	52572	52,940	50,500	2,440	4.6%	COPR	HORWITH	JTLX30136
03/03/08	03/26/08	003251868	52573	18,400	51,240	(32,840)	-178.5%	COPR	HORWITH	NRLX528257
03/03/08	03/26/08	003251869	52574	46,480	51,620	(5,140)	-11.1%	COPR	HORWITH	NRLX528257
03/03/08	03/26/08	003251870	52575	67,400	51,060	16,340	24.2%	COPR	HORWITH	NRLX528257
03/03/08	03/26/08	003251871	52576	67,940	50,400	17,540	25.8%	COPR	HORWITH	NRLX528257
03/03/08	03/27/08	003251872	52577	14,920	51,760	(36,840)	-246.9%	COPR	HORWITH	NDYX320346
03/03/08	03/27/08	003251873	52578	76,640	51,260	25,380	33.1%	COPR	HORWITH	NDYX320346
03/03/08	03/27/08	003251874	52579	68,980	50,600	18,380	26.6%	COPR	HORWITH	NDYX320346

Honeywell

HONEYWELL SA-7 USE HAZARDOUS WASTE TRACKING (2006)										
Date Shipped	Date of Return Manifest	State Manifest	Man. Doc #	Facilty Manifest Weight (lbs)	Estimated Weight (lbs)	Manifest - Estimate (lbs)	Manifest - Estimate (%)	Material	Transporter	RAILCAR #
03/04/08	03/27/08	003251875	52580	24,800	50,340	(25,540)	-103.0%	COPR	HORWITH	CHUX293
03/04/08	03/27/08	003251876	52581	67,200	50,780	16,420	24.4%	COPR	HORWITH	CHUX293
03/04/08	03/27/08	003251877	52582	75,940	50,760	25,180	33.2%	COPR	HORWITH	CHUX293
03/04/08	03/27/08	003251878	52583	28,620	50,860	(22,240)	-77.7%	COPR	HORWITH	CHUX293
03/04/08	03/27/08	003251879	52584	36,980	51,600	(14,620)	-39.5%	COPR	HORWITH	CHUX132
03/04/08	03/27/08	003251880	52585	52,580	49,380	3,200	6.1%	COPR	HORWITH	CHUX132
03/04/08	03/27/08	003251881	52586	66,040	50,360	15,680	23.7%	COPR	HORWITH	CHUX132
03/04/08	03/27/08	003251882	52587	44,080	51,840	(7,760)	-17.6%	COPR	HORWITH	CHUX132
03/04/08	03/27/08	003251883	52588	12,960	52,240	(39,280)	-303.1%	COPR	HORWITH	CITX300142
03/04/08	03/27/08	003251884	52589	76,540	52,240	24,300	31.7%	COPR	HORWITH	CITX300142
03/04/08	03/27/08	003251885	52590	75,320	50,500	24,820	33.0%	COPR	HORWITH	CITX300142
03/04/08	03/27/08	003251886	52591	36,280	51,400	(15,120)	-41.7%	COPR	HORWITH	CHUX309
03/04/08	03/27/08	003251887	52592	30,260	52,280	(22,020)	-72.8%	COPR	HORWITH	CHUX309
03/04/08	03/27/08	003251888	52593	38,820	51,880	(13,060)	-33.6%	COPR	HORWITH	CITX300142
03/04/08	03/27/08	003251889	52594	66,900	52,040	14,860	22.2%	COPR	HORWITH	CHUX309
03/04/08	03/27/08	003251890	52595	66,020	50,280	15,740	23.8%	COPR	HORWITH	CHUX309
03/04/08	03/27/08	003251891	52596	23,440	51,840	(28,400)	-121.2%	COPR	HORWITH	CHUX222
03/04/08	03/27/08	003251892	52597	76,420	50,600	25,820	33.8%	COPR	HORWITH	CHUX222
03/04/08	03/27/08	003251893	52598	68,300	50,380	17,920	26.2%	COPR	HORWITH	CHUX222
03/04/08	03/27/08	003251894	52599	30,900	51,700	(20,800)	-67.3%	COPR	HORWITH	CHUX222
03/04/08	03/27/08	003251895	52600	13,580	50,220	(36,640)	-269.8%	COPR	HORWITH	CHUX171
03/04/08	03/27/08	003251896	52601	66,880	50,840	16,040	24.0%	COPR	HORWITH	CHUX171
03/04/08	03/27/08	003251897	52602	67,800	50,460	17,340	25.6%	COPR	HORWITH	CHUX171
03/04/08	03/27/08	003251898	52603	52,920	49,600	3,320	6.3%	COPR	HORWITH	CHUX171
03/04/08	03/27/08	003251899	52604	33,220	50,200	(16,980)	-51.1%	COPR	HORWITH	CHUX274
03/04/08	03/27/08	003251900	52605	69,160	50,160	19,000	27.5%	COPR	HORWITH	CHUX274
03/04/08	03/27/08	003251901	52606	68,320	51,680	16,640	24.4%	COPR	HORWITH	CHUX274
03/04/08	03/27/08	003251902	52607	67,580	51,500	16,080	23.8%	COPR	HORWITH	CITX300126
03/04/08	03/27/08	003251903	52608	25,880	50,920	(25,040)	-96.8%	COPR	HORWITH	CHUX274
03/04/08	03/27/08	003251904	52609	68,040	50,500	17,540	25.8%	COPR	HORWITH	CITX300126
03/04/08	03/27/08	003251905	52610	30,480	52,180	(21,700)	-71.2%	COPR	HORWITH	CITX300126
03/04/08	03/27/08	003251906	52611	30,460	49,980	(19,520)	-64.1%	COPR	HORWITH	CITX300126
03/04/08	03/27/08	003251907	52612	76,000	50,480	25,520	33.6%	COPR	HORWITH	CHUX111
03/04/08	03/27/08	003251908	52613	69,080	50,560	18,520	26.8%	COPR	HORWITH	CHUX111
03/04/08	03/27/08	003251909	52614	37,300	50,340	(13,040)	-35.0%	COPR	HORWITH	CHUX176
03/04/08	03/27/08	003251910	52615	26,080	51,880	(25,800)	-98.9%	COPR	HORWITH	CHUX111
03/04/08	03/27/08	003251911	52616	26,080	50,840	(24,760)	-94.9%	COPR	HORWITH	CHUX111
03/04/08	03/27/08	003251912	52617	68,880	50,140	18,740	27.2%	COPR	HORWITH	CHUX176
03/04/08	03/27/08	003251913	52618	22,800	51,780	(28,980)	-127.1%	COPR	HORWITH	CHUX176
03/04/08	03/27/08	003251914	52619	68,080	51,320	16,760	24.6%	COPR	HORWITH	CHUX176
03/04/08	03/26/08	003251915	52620	67,100	52,480	14,620	21.8%	COPR	HORWITH	CEFX35830
03/04/08	03/26/08	003251916	52621	29,420	49,920	(20,500)	-69.7%	COPR	HORWITH	CEFX35830
03/04/08	03/26/08	003251917	52622	67,680	50,560	17,120	25.3%	COPR	HORWITH	CEFX35830
03/04/08	03/26/08	003251918	52623	38,520	51,900	(13,380)	-34.7%	COPR	HORWITH	CEFX35830
03/04/08	03/27/08	003251919	52624	47,080	50,760	(3,680)	-7.8%	COPR	HORWITH	CHUX156
03/04/08	03/27/08	003251920	52625	75,740	52,600	23,140	30.6%	COPR	HORWITH	CHUX156
03/04/08	03/27/08	003251921	52626	68,280	51,980	16,300	23.9%	COPR	HORWITH	CHUX156
03/04/08	03/26/08	003251922	52627	66,940	50,840	16,100	24.1%	COPR	HORWITH	CEFX35798
03/04/08	03/27/08	003251923	52628	67,960	51,620	16,340	24.0%	COPR	HORWITH	CHUX275
03/04/08	03/27/08	003251924	52629	14,820	50,140	(35,320)	-238.3%	COPR	HORWITH	CHUX156
03/04/08	03/26/08	003251925	52630	42,480	52,120	(9,640)	-22.7%	COPR	HORWITH	CEFX35798
03/04/08	03/26/08	003251926	52631	67,420	49,920	17,500	26.0%	COPR	HORWITH	CEFX35798
03/04/08	03/26/08	003251927	52632	21,140	50,480	(29,340)	-138.8%	COPR	HORWITH	CEFX35798
03/04/08	03/27/08	003251928	52633	7,540	51,080	(43,540)	-577.5%	COPR	HORWITH	CHUX275
03/04/08	03/27/08	003251929	52634	66,920	52,280	14,640	21.9%	COPR	HORWITH	CHUX275
03/04/08	03/27/08	003251930	52635	61,760	51,600	10,160	16.5%	COPR	HORWITH	CHUX275
03/04/08	03/26/08	003251931	52636	36,980	52,180	(15,200)	-41.1%	COPR	HORWITH	CITX300145
03/04/08	03/26/08	003251932	52637	69,060	50,320	18,740	27.1%	COPR	HORWITH	CEFX35807
03/04/08	03/26/08	003251933	52638	68,740	49,900	18,840	27.4%	COPR	HORWITH	CITX300145
03/04/08	03/26/08	003251934	52639	68,060	51,700	16,360	24.0%	COPR	HORWITH	CITX300145
03/04/08	03/26/08	003251935	52640	26,040	50,500	(24,460)	-93.9%	COPR	HORWITH	CITX300145
03/04/08	03/26/08	003251936	52641	23,700	51,540	(27,840)	-117.5%	COPR	HORWITH	CEFX35807
03/05/08	03/26/08	003251937	52642	66,640	51,260	15,380	23.1%	COPR	HORWITH	CEFX35807
03/05/08	03/26/08	003251938	52643	53,560	51,500	2,060	3.8%	COPR	HORWITH	CEFX35807
03/05/08	03/26/08	003251939	52644	23,980	51,200	(27,220)	-113.5%	COPR	HORWITH	CHUX182
03/05/08	03/26/08	003251940	52645	64,040	50,620	13,420	21.0%	COPR	HORWITH	CHUX182
03/05/08	03/26/08	003251941	52646	68,980	51,760	17,220	25.0%	COPR	HORWITH	CHUX182
03/05/08	03/26/08	003251942	52647	44,040	52,040	(8,000)	-18.2%	COPR	HORWITH	CHUX182
03/05/08	03/26/08	003251943	52648	9,040	51,980	(42,940)	-475.0%	COPR	HORWITH	CEFX35852
03/05/08	03/26/08	003251944	52649	68,060	52,000	16,060	23.6%	COPR	HORWITH	CEFX35852
03/05/08	03/26/08	003251945	52650	66,600	49,640	16,960	25.5%	COPR	HORWITH	CEFX35852
03/05/08	03/26/08	003251946	52651	55,120	49,340	5,780	10.5%	COPR	HORWITH	CEFX35852
03/05/08	03/26/08	003251947	52652	18,260	50,460	(32,200)	-176.3%	COPR	HORWITH	CHUX245
03/05/08	03/26/08	003251948	52653	66,980	50,160	16,820	25.1%	COPR	HORWITH	CHUX245

Honeywell

HONEYWELL SA-7 USE HAZARDOUS WASTE TRACKING (2006)										
Date Shipped	Date of Return Manifest	State Manifest	Man. Doc #	Facilty Manifest Weight (lbs)	Estimated Weight (lbs)	Manifest - Estimate (lbs)	Manifest - Estimate (%)	Material	Transporter	RAILCAR #
03/05/08	03/26/08	003251949	52654	55,540	50,060	5,480	9.9%	COPR	HORWITH	CHUX245
03/05/08	03/26/08	003251950	52655	13,380	50,240	(36,860)	-275.5%	COPR	HORWITH	CHUX125
03/05/08	03/26/08	003251951	52656	65,240	51,140	14,100	21.6%	COPR	HORWITH	CHUX245
03/05/08	03/26/08	003251952	52657	68,080	49,880	18,200	26.7%	COPR	HORWITH	CHUX125
03/05/08	03/26/08	003251953	52658	67,160	50,940	16,220	24.2%	COPR	HORWITH	CHUX125
03/05/08	03/26/08	003251954	52659	49,400	49,380	20	0.0%	COPR	HORWITH	CHUX125
03/05/08	03/27/08	003251955	52660	50,800	50,120	680	1.3%	COPR	HORWITH	CITX300163
03/05/08	03/27/08	003251956	52661	68,760	51,780	16,980	24.7%	COPR	HORWITH	CITX300163
03/05/08	03/27/08	003251957	52662	67,980	49,520	18,460	27.2%	COPR	HORWITH	CITX300163
03/05/08	03/27/08	003251958	52663	7,680	48,400	(40,720)	-530.2%	COPR	HORWITH	CITX300163
03/05/08	03/26/08	003251959	52664	16,020	50,140	(34,120)	-213.0%	COPR	HORWITH	CITX300119
03/05/08	03/26/08	003251960	52665	76,680	50,180	26,500	34.6%	COPR	HORWITH	CITX300119
03/05/08	03/31/08	003251961	52666	75,180	48,620	26,100	34.7%	COPR	HORWITH	JTLX30165
03/05/08	03/26/08	003251962	52667	75,140	49,080	25,460	33.9%	COPR	HORWITH	CITX300119
03/05/08	03/26/08	003251963	52668	26,160	49,680	(24,740)	-94.6%	COPR	HORWITH	CITX300119
03/05/08	03/31/08	003251964	52669	68,660	50,900	19,660	28.6%	COPR	HORWITH	JTLX30165
03/05/08	03/31/08	003251965	52670	29,740	49,000	(19,400)	-65.2%	COPR	HORWITH	JTLX30165
03/05/08	03/31/08	003251966	52671	29,740	49,140	(20,880)	-70.2%	COPR	HORWITH	JTLX30165
03/05/08	03/31/08	003251967	52672	8,260	50,620	(42,360)	-512.8%	COPR	HORWITH	CHUX287
03/05/08	03/31/08	003251968	52673	76,740	49,240	27,500	35.8%	COPR	HORWITH	CHUX287
03/05/08	03/31/08	003251969	52674	77,000	50,200	26,800	34.8%	COPR	HORWITH	CHUX287
03/05/08	03/31/08	003251970	52675	38,220	50,300	(12,080)	-31.6%	COPR	HORWITH	CHUX287
03/05/08	03/31/08	003251971	52676	56,440	51,920	4,520	8.0%	COPR	HORWITH	CHUX197
03/05/08	03/31/08	003251972	52677	37,460	50,460	(13,000)	-34.7%	COPR	HORWITH	CHUX197
03/05/08	03/31/08	003251973	52678	68,040	50,840	17,200	25.3%	COPR	HORWITH	CHUX197
03/05/08	03/31/08	003251974	52679	37,440	50,220	(12,780)	-34.1%	COPR	HORWITH	CHUX197
03/05/08	03/26/08	003251975	52680	28,420	50,440	(22,020)	-77.5%	COPR	HORWITH	JTLX30151
03/05/08	03/26/08	003251976	52681	67,040	50,540	16,500	24.6%	COPR	HORWITH	JTLX30151
03/05/08	03/26/08	003251977	52682	68,560	51,820	16,740	24.4%	COPR	HORWITH	JTLX30151
03/05/08	03/26/08	003251978	52683	37,460	51,960	(14,500)	-38.7%	COPR	HORWITH	JTLX30151
03/05/08	03/26/08	003251979	52684	22,040	50,460	(28,420)	-128.9%	COPR	HORWITH	NRLX526251
03/05/08	03/26/08	003251980	52685	68,360	51,160	17,200	25.2%	COPR	HORWITH	NRLX526251
03/05/08	03/26/08	003251981	52686	69,840	51,720	18,120	25.9%	COPR	HORWITH	NRLX526251
03/05/08	03/26/08	003251982	52687	39,260	51,280	(12,020)	-30.6%	COPR	HORWITH	NRLX526251
03/05/08	03/26/08	003251983	52688	75,240	51,740	23,500	31.2%	COPR	HORWITH	CHUX288
03/05/08	03/26/08	003251984	52689	68,400	50,780	17,620	25.8%	COPR	HORWITH	CHUX288
03/05/08	03/26/08	003251985	52690	12,940	50,680	(37,740)	-291.7%	COPR	HORWITH	CHUX288
03/05/08	03/26/08	003251986	52691	46,820	51,300	(4,480)	-9.6%	COPR	HORWITH	CHUX288
03/05/08	03/27/08	003251987	52692	26,200	52,360	(26,160)	-99.8%	COPR	HORWITH	CITX300108
03/05/08	03/27/08	003251988	52693	67,580	50,920	16,660	24.7%	COPR	HORWITH	CITX300108
03/05/08	03/27/08	003251989	52694	65,680	50,120	15,560	23.7%	COPR	HORWITH	CITX300108
03/05/08	03/27/08	003251990	52695	42,280	50,340	(8,060)	-19.1%	COPR	HORWITH	CITX300108
03/05/08	03/27/08	003251991	52696	31,220	52,220	(21,000)	-67.3%	COPR	HORWITH	CHUX116
03/05/08	03/27/08	003251992	52697	67,900	52,440	15,460	22.8%	COPR	HORWITH	CHUX116
03/05/08	03/27/08	003251993	52698	67,240	51,620	15,620	23.2%	COPR	HORWITH	CHUX116
03/05/08	03/27/08	003251994	52699	40,980	51,300	(10,320)	-25.2%	COPR	HORWITH	CHUX116
03/05/08	03/27/08	003251995	52700	24,720	50,900	(26,180)	-105.9%	COPR	HORWITH	CHUX320
03/05/08	03/27/08	003251996	52701	36,660	49,480	(12,820)	-35.0%	COPR	HORWITH	CHUX320
03/05/08	03/27/08	003251997	52702	67,880	50,320	17,560	25.9%	COPR	HORWITH	CHUX320
03/05/08	03/27/08	003251998	52703	67,020	49,660	17,360	25.9%	COPR	HORWITH	CHUX320
03/06/08	03/31/08	003251999	52704	36,720	49,900	(13,180)	-35.9%	COPR	HORWITH	CHUX225
03/06/08	03/31/08	003252000	52705	77,720	48,920	28,800	37.1%	COPR	HORWITH	CHUX225
03/06/08	03/31/08	003252001	52706	69,140	49,540	19,600	28.3%	COPR	HORWITH	CHUX225
03/06/08	03/31/08	003252002	52707	10,760	49,800	(39,040)	-362.8%	COPR	HORWITH	CHUX225
03/06/08	03/31/08	003252003	52708	7,940	51,620	(43,680)	-550.1%	COPR	HORWITH	NRLX527944
03/06/08	03/31/08	003252004	52709	67,440	50,840	16,600	24.6%	COPR	HORWITH	NRLX527944
03/06/08	03/31/08	003252005	52710	75,620	50,120	25,500	33.7%	COPR	HORWITH	NRLX527944
03/06/08	03/31/08	003252006	52711	53,100	51,660	1,440	2.7%	COPR	HORWITH	NRLX527944
03/06/08	03/31/08	003252007	52712	11,940	52,320	(40,380)	-338.2%	COPR	HORWITH	NRLX527823
03/06/08	03/31/08	003252008	52713	68,780	52,340	16,440	23.9%	COPR	HORWITH	NRLX527823
03/06/08	03/31/08	003252009	52714	65,480	51,960	13,520	20.6%	COPR	HORWITH	NRLX527823
03/06/08	03/31/08	003252010	52715	67,780	50,200	17,580	25.9%	COPR	HORWITH	CEFX35836
03/06/08	03/31/08	003252011	52716	58,220	49,780	8,440	14.5%	COPR	HORWITH	NRLX527823
03/06/08	03/31/08	003252012	52717	27,200	51,000	(23,800)	-87.5%	COPR	HORWITH	CEFX35836
03/06/08	03/31/08	003252013	52718	67,720	50,340	17,380	25.7%	COPR	HORWITH	CEFX35836
03/06/08	03/31/08	003252014	52719	27,200	48,920	(21,720)	-79.9%	COPR	HORWITH	CEFX35836
03/06/08	03/27/08	003252015	52720	53,180	51,220	1,960	3.7%	COPR	HORWITH	CITX300026
03/06/08	03/27/08	003252016	52721	75,800	48,080	27,720	36.6%	COPR	HORWITH	CITX300026
03/06/08	03/26/08	003252017	52722	33,980	52,300	(18,320)	-53.9%	COPR	HORWITH	CITX300161
03/06/08	03/27/08	003252018	52723	32,760	48,460	(15,700)	-47.9%	COPR	HORWITH	CITX300026
03/06/08	03/27/08	003252019	52724	32,760	49,960	(17,200)	-52.5%	COPR	HORWITH	CITX300026
03/06/08	03/27/08	003252020	52725	42,220	51,260	(9,040)	-21.4%	COPR	HORWITH	CITX300160
03/06/08	03/27/08	003252021	52726	67,260	50,400	16,860	25.1%	COPR	HORWITH	CITX300160
03/06/08	03/27/08	003252022	52727	67,920	52,020	15,900	23.4%	COPR	HORWITH	CITX300160

Honeywell

HONEYWELL SA-7 USE HAZARDOUS WASTE TRACKING (2006)										
Date Shipped	Date of Return Manifest	State Manifest	Man. Doc #	Facilty Manifest Weight (lbs)	Estimated Weight (lbs)	Manifest - Estimate (lbs)	Manifest - Estimate (%)	Material	Transporter	RAILCAR #
03/06/08	03/27/08	003252023	52728	21,140	51,140	(30,000)	-141.9%	COPR	HORWITH	CITX300160
03/06/08	03/26/08	003252024	52729	67,760	52,300	15,460	22.8%	COPR	HORWITH	CHUX306
03/06/08	03/26/08	003252025	52730	65,780	52,160	13,620	20.7%	COPR	HORWITH	CHUX306
03/06/08	03/26/08	003252026	52731	38,220	51,000	(12,780)	-33.4%	COPR	HORWITH	CHUX306
03/06/08	03/26/08	003252027	52732	38,200	49,180	(10,980)	-28.7%	COPR	HORWITH	CHUX306
03/06/08	03/26/08	003252028	52733	61,260	51,520	9,740	15.9%	COPR	HORWITH	CITX300161
03/06/08	03/26/08	003252029	52734	68,280	52,440	15,840	23.2%	COPR	HORWITH	CITX300161
03/06/08	03/26/08	003252030	52735	18,980	50,860	(31,880)	-168.0%	COPR	HORWITH	CHUX329
03/06/08	03/26/08	003252031	52736	67,640	50,760	16,880	25.0%	COPR	HORWITH	CHUX329
03/06/08	03/26/08	003252032	52737	69,320	50,400	18,920	27.3%	COPR	HORWITH	CHUX329
03/06/08	03/26/08	003252033	52738	44,560	51,460	(6,900)	-15.5%	COPR	HORWITH	CHUX329
03/06/08	03/26/08	003252034	52739	37,340	52,240	(14,900)	-39.9%	COPR	HORWITH	CHUX242
03/06/08	03/26/08	003252035	52740	75,860	50,900	24,960	32.9%	COPR	HORWITH	CHUX242
03/06/08	03/26/08	003252036	52741	76,060	50,720	25,340	33.3%	COPR	HORWITH	CHUX242
03/06/08	03/26/08	003252037	52742	15,320	52,320	(37,000)	-241.5%	COPR	HORWITH	CHUX242
03/06/08	03/26/08	003252038	52743	29,200	52,280	(23,080)	-79.0%	COPR	HORWITH	HLMX1101
03/06/08	03/26/08	003252039	52744	77,860	50,660	27,200	34.9%	COPR	HORWITH	HLMX1101
03/06/08	03/26/08	003252040	52745	33,980	52,100	(18,120)	-53.3%	COPR	HORWITH	CITX300161
03/06/08	03/26/08	003252041	52746	67,260	50,840	16,420	24.4%	COPR	HORWITH	CEFX35245
03/06/08	03/26/08	003252042	52747	66,360	51,580	14,780	22.3%	COPR	HORWITH	HLMX1101
03/06/08	03/26/08	003252043	52748	25,960	52,480	(26,520)	-102.2%	COPR	HORWITH	CEFX35245
03/06/08	03/26/08	003252044	52749	31,340	50,360	(19,020)	-60.7%	COPR	HORWITH	HLMX1101
03/06/08	03/26/08	003252045	52750	68,520	50,040	18,480	27.0%	COPR	HORWITH	CEFX35245
03/06/08	03/26/08	003252046	52751	38,700	49,260	(10,560)	-27.3%	COPR	HORWITH	CEFX35245
03/06/08	03/26/08	003252047	52752	75,740	50,080	25,660	33.9%	COPR	HORWITH	CEFX35799
03/06/08	03/26/08	003252048	52753	75,340	50,380	24,960	33.1%	COPR	HORWITH	CEFX35799
03/06/08	03/26/08	003252049	52754	25,220	51,420	(26,200)	-103.9%	COPR	HORWITH	CEFX35799
03/06/08	03/26/08	003252050	52755	25,200	52,220	(27,020)	-107.2%	COPR	HORWITH	CEFX35799
03/06/08	03/27/08	003252051	52756	75,540	50,160	25,380	33.6%	COPR	HORWITH	JTLX30109
03/06/08	03/27/08	003252052	52757	9,800	51,200	(41,400)	-422.4%	COPR	HORWITH	JTLX30109
03/06/08	03/27/08	003252053	52758	68,380	52,240	16,140	23.6%	COPR	HORWITH	JTLX30109
03/06/08	03/27/08	003252054	52759	47,060	50,000	(2,940)	-6.2%	COPR	HORWITH	JTLX30109
03/06/08	03/26/08	003252055	52760	45,100	49,460	(4,360)	-9.7%	COPR	HORWITH	CHUX208
03/06/08	03/26/08	003252056	52761	75,360	49,660	25,700	34.1%	COPR	HORWITH	CHUX208
03/06/08	03/26/08	003252057	52762	39,100	49,340	(10,240)	-26.2%	COPR	HORWITH	CHUX208
03/06/08	03/26/08	003252058	52763	36,100	49,140	(13,040)	-36.1%	COPR	HORWITH	CHUX208
03/06/08	03/27/08	003252059	52764	76,240	49,580	26,660	35.0%	COPR	HORWITH	JTLX30145
03/06/08	03/27/08	003252060	52765	76,320	49,980	26,340	34.5%	COPR	HORWITH	JTLX30145
03/07/08	03/31/08	003252061	52766	36,900	50,920	(14,020)	-38.0%	COPR	HORWITH	CHUX180
03/07/08	03/31/08	003252062	52767	37,040	49,900	(12,860)	-34.7%	COPR	HORWITH	CHUX180
03/07/08	03/31/08	003252063	52768	76,040	49,260	26,780	35.2%	COPR	HORWITH	CHUX180
03/07/08	03/31/08	003252064	52769	48,780	51,040	(2,260)	-4.6%	COPR	HORWITH	CHUX180
03/07/08	03/27/08	003252065	52770	29,320	50,020	(20,700)	-70.6%	COPR	HORWITH	JTLX276
03/07/08	03/27/08	003252066	52771	76,820	50,900	25,920	33.7%	COPR	HORWITH	JTLX276
03/07/08	03/27/08	003252067	52772	68,740	52,060	16,680	24.3%	COPR	HORWITH	JTLX276
03/07/08	03/27/08	003252068	52773	30,180	50,800	(20,620)	-68.3%	COPR	HORWITH	JTLX276
03/07/08	03/27/08	003252069	52774	22,940	50,880	(27,940)	-121.8%	COPR	HORWITH	JTLX30145
03/07/08	03/27/08	003252070	52775	22,940	50,220	(27,280)	-118.9%	COPR	HORWITH	JTLX30145
03/07/08	03/27/08	003252071	52776	76,540	51,580	24,960	32.6%	COPR	HORWITH	CITX300127
03/07/08	03/27/08	003252072	52777	24,360	51,640	(27,280)	-112.0%	COPR	HORWITH	CITX300127
03/07/08	03/27/08	003252073	52778	68,340	51,920	16,420	24.0%	COPR	HORWITH	CITX300127
03/07/08	03/27/08	003252074	52779	30,320	52,480	(22,160)	-73.1%	COPR	HORWITH	CITX300127
03/07/08	03/27/08	003252075	52780	76,180	50,720	25,460	33.4%	COPR	HORWITH	CHUX267
03/07/08	03/27/08	003252076	52781	25,880	51,840	(25,960)	-100.3%	COPR	HORWITH	CHUX267
03/07/08	03/27/08	003252077	52782	76,040	51,120	24,920	32.8%	COPR	HORWITH	CHUX267
03/07/08	03/27/08	003252078	52783	25,880	49,760	(23,880)	-92.3%	COPR	HORWITH	CHUX267
03/07/08	03/31/08	003252079	52784	28,620	51,840	(23,220)	-81.1%	COPR	HORWITH	CHUX102
03/07/08	03/31/08	003252080	52785	68,920	49,040	19,880	28.8%	COPR	HORWITH	CHUX102
03/07/08	03/31/08	003252081	52786	68,620	49,100	19,520	28.4%	COPR	HORWITH	CHUX102
03/07/08	03/31/08	003252082	52787	15,360	48,420	(33,060)	-215.2%	COPR	HORWITH	JTLX30171
03/07/08	03/31/08	003252083	52788	30,880	50,140	(19,260)	-62.4%	COPR	HORWITH	CHUX102
03/07/08	03/31/08	003252084	52789	67,900	51,120	16,780	24.7%	COPR	HORWITH	JTLX30171
03/07/08	03/31/08	003252085	52790	66,940	51,820	15,120	22.6%	COPR	HORWITH	JTLX30171
03/07/08	03/31/08	003252086	52791	46,680	47,000	(320)	-0.7%	COPR	HORWITH	JTLX30171
03/07/08	03/31/08	003252087	52792	27,440	50,280	(22,840)	-83.2%	COPR	HORWITH	NRLX527694
03/07/08	03/31/08	003252088	52793	75,660	48,760	26,900	35.6%	COPR	HORWITH	NRLX527694
03/07/08	03/31/08	003252089	52794	75,760	49,060	26,700	35.2%	COPR	HORWITH	NRLX527694
03/07/08	03/31/08	003252090	52795	17,460	51,000	(33,540)	-192.1%	COPR	HORWITH	NRLX527694
03/07/08	03/31/08	003252091	52796	68,660	51,940	16,720	24.4%	COPR	HORWITH	JTLX30128
03/07/08	03/31/08	003252092	52797	12,800	50,840	(38,040)	-297.2%	COPR	HORWITH	JTLX30100
03/07/08	03/31/08	003252093	52798	67,780	50,620	17,160	25.3%	COPR	HORWITH	JTLX30100
03/07/08	03/31/08	003252094	52799	68,660	50,720	17,940	26.1%	COPR	HORWITH	JTLX30100
03/07/08	03/31/08	003252095	52800	51,400	51,860	(460)	-0.9%	COPR	HORWITH	JTLX30100
03/07/08	03/31/08	003252096	52801	68,980	50,540	18,440	26.7%	COPR	HORWITH	NRLX526160

Honeywell

HONEYWELL SA-7 USE HAZARDOUS WASTE TRACKING (2006)										
Date Shipped	Date of Return Manifest	State Manifest	Man. Doc #	Facilty Manifest Weight (lbs)	Estimated Weight (lbs)	Manifest - Estimate (lbs)	Manifest - Estimate (%)	Material	Transporter	RAILCAR #
03/07/08	03/31/08	003252097	52802	68,380	52,380	16,000	23.4%	COPR	HORWITH	NRLX526160
03/07/08	03/31/08	003252098	52803	9,680	52,300	(42,620)	-440.3%	COPR	HORWITH	NRLX526160
03/07/08	03/31/08	003252099	52804	69,020	51,360	17,660	25.6%	COPR	HORWITH	NDYX320437
03/07/08	03/31/08	003252100	52805	54,600	49,220	5,380	9.9%	COPR	HORWITH	NRLX526160
03/07/08	03/31/08	003252101	52806	69,400	48,060	21,340	30.7%	COPR	HORWITH	NDYX320437
03/07/08	03/31/08	003252102	52807	34,260	49,400	(15,140)	-44.2%	COPR	HORWITH	NDYX320437
03/07/08	03/31/08	003252103	52808	34,260	50,160	(15,900)	-46.4%	COPR	HORWITH	NDYX320437
03/07/08	03/31/08	003252104	52809	51,960	50,240	1,720	3.3%	COPR	HORWITH	NRLX526288
03/07/08	03/31/08	003252105	52810	75,160	51,140	24,020	32.0%	COPR	HORWITH	NRLX526288
03/07/08	03/31/08	003252106	52811	34,760	49,500	(14,740)	-42.4%	COPR	HORWITH	NRLX526288
03/07/08	03/31/08	003252107	52812	34,740	49,560	(14,820)	-42.7%	COPR	HORWITH	NRLX526288
03/07/08	03/31/08	003252108	52813	16,420	48,020	(31,600)	-192.4%	COPR	HORWITH	NRLX527564
03/07/08	03/31/08	003252109	52814	58,480	47,380	11,100	19.0%	COPR	HORWITH	JTLX30128
03/07/08	03/31/08	003252110	52815	66,280	49,080	17,200	26.0%	COPR	HORWITH	NRLX527564
03/07/08	03/31/08	003252111	52816	43,060	48,060	(5,000)	-11.6%	COPR	HORWITH	NRLX527564
03/07/08	03/31/08	003252112	52817	65,680	49,600	16,080	24.5%	COPR	HORWITH	NRLX527564
03/07/08	03/31/08	003252113	52818	30,300	49,900	(19,600)	-64.7%	COPR	HORWITH	JTLX30128
03/07/08	03/31/08	003252114	52819	30,300	50,040	(19,740)	-65.1%	COPR	HORWITH	JTLX30128
03/07/08	04/07/08	003252115	52820	36,920	50,920	(14,000)	-37.9%	COPR	HORWITH	NDYX320472
03/07/08	04/07/08	003252116	52821	67,420	49,380	18,040	26.8%	COPR	HORWITH	NDYX320472
03/07/08	04/07/08	003252117	52822	62,940	50,400	12,540	19.9%	COPR	HORWITH	NDYX320472
03/07/08	04/07/08	003252118	52823	36,380	49,520	(13,140)	-36.1%	COPR	HORWITH	NDYX320472
03/07/08	03/31/08	003252119	52824	37,740	51,080	(13,340)	-35.3%	COPR	HORWITH	JTLX57
03/07/08	03/31/08	003252120	52825	66,680	50,540	16,140	24.2%	COPR	HORWITH	JTLX57
03/07/08	03/31/08	003252121	52826	68,140	52,580	15,560	22.8%	COPR	HORWITH	JTLX57
03/07/08	03/31/08	003252122	52827	25,300	51,120	(25,820)	-102.1%	COPR	HORWITH	JTLX57
03/10/08	03/31/08	003252123	52828	17,940	50,780	(32,840)	-183.1%	COPR	HORWITH	CHUX308
03/10/08	03/31/08	003252124	52829	67,480	50,640	16,840	25.0%	COPR	HORWITH	CHUX308
03/10/08	03/31/08	003252125	52830	45,280	51,320	(6,040)	-13.3%	COPR	HORWITH	CHUX308
03/10/08	03/31/08	003252126	52831	68,960	50,320	18,640	27.0%	COPR	HORWITH	JTLX30154
03/10/08	03/31/08	003252127	52832	66,500	48,500	18,000	27.1%	COPR	HORWITH	CHUX308
03/10/08	03/31/08	003252128	52833	9,620	48,600	(38,980)	-405.2%	COPR	HORWITH	JTLX30154
03/10/08	03/31/08	003252129	52834	69,140	50,180	18,960	27.4%	COPR	HORWITH	JTLX30154
03/10/08	03/31/08	003252130	52835	48,540	50,960	(2,420)	-5.0%	COPR	HORWITH	JTLX30154
03/10/08	03/31/08	003252131	52836	76,300	51,540	24,760	32.5%	COPR	HORWITH	DJLX98504
03/10/08	03/31/08	003252132	52837	77,000	50,680	26,320	34.2%	COPR	HORWITH	DJLX98504
03/10/08	03/31/08	003252133	52838	23,440	51,620	(28,180)	-120.2%	COPR	HORWITH	DJLX98504
03/10/08	03/31/08	003252134	52839	23,440	51,040	(27,600)	-117.7%	COPR	HORWITH	DJLX98504
03/10/08	03/31/08	003252135	52840	68,600	48,500	20,100	29.3%	COPR	HORWITH	NRLX526033
03/10/08	03/31/08	003252136	52841	68,320	49,940	18,380	26.9%	COPR	HORWITH	NRLX526033
03/10/08	03/31/08	003252137	52842	26,940	51,160	(24,220)	-89.9%	COPR	HORWITH	NRLX526033
03/10/08	03/31/08	003252138	52843	26,940	50,420	(23,480)	-87.2%	COPR	HORWITH	NRLX526033
03/10/08	03/31/08	003252139	52844	67,060	51,280	15,780	23.5%	COPR	HORWITH	CHUX226
03/10/08	03/31/08	003252140	52845	68,960	50,080	18,880	27.4%	COPR	HORWITH	CHUX226
03/10/08	03/31/08	003252141	52846	33,820	51,720	(17,900)	-52.9%	COPR	HORWITH	CHUX226
03/10/08	03/31/08	003252142	52847	33,820	49,140	(15,320)	-45.3%	COPR	HORWITH	CHUX226
03/10/08	03/31/08	003252143	52848	58,780	49,140	9,640	16.4%	COPR	HORWITH	JTLX177
03/10/08	03/31/08	003252144	52849	67,040	50,020	17,020	25.4%	COPR	HORWITH	JTLX177
03/10/08	03/31/08	003252145	52850	33,980	48,500	(14,520)	-42.7%	COPR	HORWITH	JTLX177
03/10/08	04/07/08	003252146	52851	36,000	49,300	(13,300)	-36.9%	COPR	HORWITH	CHUX217
03/10/08	03/31/08	003252147	52852	33,980	51,040	(17,060)	-50.2%	COPR	HORWITH	JTLX177
03/10/08	04/07/08	003252148	52853	26,980	48,540	(21,560)	-79.9%	COPR	HORWITH	CHUX217
03/10/08	04/07/08	003252149	52854	66,580	48,600	17,980	27.0%	COPR	HORWITH	CHUX217
03/10/08	04/07/08	003252150	52855	66,920	51,820	15,100	22.6%	COPR	HORWITH	CHUX217
03/10/08	04/07/08	003252151	52856	32,640	50,100	(17,460)	-53.5%	COPR	HORWITH	NRLX528252
03/10/08	04/07/08	003252152	52857	75,060	50,400	24,660	32.9%	COPR	HORWITH	NRLX528252
03/10/08	04/07/08	003252153	52858	68,100	51,300	16,800	24.7%	COPR	HORWITH	NRLX528252
03/10/08	04/07/08	003252154	52859	24,460	51,000	(26,540)	-108.5%	COPR	HORWITH	NRLX528252
03/10/08	04/07/08	003252155	52860	31,940	48,020	(16,080)	-50.3%	COPR	HORWITH	CHUX114
03/10/08	04/07/08	003252156	52861	67,260	51,680	15,580	23.2%	COPR	HORWITH	CHUX114
03/10/08	04/07/08	003252157	52862	68,500	50,160	18,340	26.8%	COPR	HORWITH	CHUX114
03/10/08	04/07/08	003252158	52863	35,380	52,240	(16,860)	-47.7%	COPR	HORWITH	CHUX114
03/10/08	04/07/08	003252159	52864	16,640	48,700	(32,060)	-192.7%	COPR	HORWITH	CHUX112
03/10/08	04/07/08	003252160	52865	67,600	52,360	15,240	22.5%	COPR	HORWITH	CHUX112
03/10/08	04/07/08	003252161	52866	68,160	50,840	17,320	25.4%	COPR	HORWITH	CHUX112
03/10/08	03/31/08	003252162	52867	13,480	51,680	(38,200)	-283.4%	COPR	HORWITH	NRLX526207
03/10/08	04/07/08	003252163	52868	51,680	50,240	1,440	2.8%	COPR	HORWITH	CHUX112
03/10/08	03/31/08	003252164	52869	68,100	51,060	17,040	25.0%	COPR	HORWITH	NRLX526207
03/10/08	03/31/08	003252165	52870	67,140	52,280	14,860	22.1%	COPR	HORWITH	NRLX526207
03/10/08	03/31/08	003252166	52871	53,740	51,500	2,240	4.2%	COPR	HORWITH	NRLX526207
03/10/08	03/31/08	003252167	52872	14,280	52,660	(38,380)	-268.8%	COPR	HORWITH	NRLX526227
03/10/08	03/31/08	003252168	52873	67,920	52,400	15,520	22.9%	COPR	HORWITH	NRLX526227
03/10/08	03/31/08	003252169	52874	67,900	50,580	17,320	25.5%	COPR	HORWITH	NRLX526227
03/10/08	03/31/08	003252170	52875	58,220	51,320	6,900	11.9%	COPR	HORWITH	NRLX526227

Honeywell

HONEYWELL SA-7 USE HAZARDOUS WASTE TRACKING (2006)										
Date Shipped	Date of Return Manifest	State Manifest	Man. Doc #	Facilty Manifest Weight (lbs)	Estimated Weight (lbs)	Manifest - Estimate (lbs)	Manifest - Estimate (%)	Material	Transporter	RAILCAR #
03/10/08	03/31/08	003252171	52876	75,280	50,700	24,580	32.7%	COPR	HORWITH	CHUX313
03/10/08	03/31/08	003252172	52877	67,560	51,100	16,460	24.4%	COPR	HORWITH	CEFX35831
03/10/08	03/31/08	003252173	52878	67,480	52,280	15,200	22.5%	COPR	HORWITH	CEFX35831
03/10/08	03/31/08	003252174	52879	16,820	51,640	(34,820)	-207.0%	COPR	HORWITH	CEFX35831
03/10/08	03/31/08	003252175	52880	11,100	50,900	(39,800)	-358.6%	COPR	HORWITH	CHUX313
03/10/08	03/31/08	003252176	52881	49,900	51,060	(1,160)	-2.3%	COPR	HORWITH	CEFX35831
03/10/08	03/31/08	003252177	52882	68,520	52,120	16,400	23.9%	COPR	HORWITH	CHUX313
03/10/08	03/31/08	003252178	52883	50,480	52,380	(1,900)	-3.8%	COPR	HORWITH	CHUX313
03/10/08	04/07/08	003252179	52884	22,180	51,300	(29,120)	-131.3%	COPR	HORWITH	CHUX262
03/10/08	04/07/08	003252180	52885	66,980	51,180	15,800	23.6%	COPR	HORWITH	CHUX262
03/10/08	04/07/08	003252181	52886	76,200	49,280	26,920	35.3%	COPR	HORWITH	CITX300104
03/10/08	04/07/08	003252182	52887	6,800	51,260	(44,460)	-653.8%	COPR	HORWITH	CITX300104
03/10/08	04/07/08	003252183	52888	68,920	49,120	19,800	28.7%	COPR	HORWITH	CHUX262
03/10/08	04/07/08	003252184	52889	40,460	48,900	(8,440)	-20.9%	COPR	HORWITH	CHUX262
03/11/08	04/07/08	003252185	52890	53,400	48,460	4,940	9.3%	COPR	HORWITH	JTLX264
03/11/08	04/07/08	003252186	52891	68,640	48,500	20,140	29.3%	COPR	HORWITH	JTLX264
03/11/08	04/07/08	003252187	52892	7,440	48,340	(40,900)	-549.7%	COPR	HORWITH	JTLX264
03/11/08	04/07/08	003252188	52893	67,500	49,280	18,220	27.0%	COPR	HORWITH	JTLX264
03/11/08	04/07/08	003252189	52894	45,200	49,000	(3,800)	-8.4%	COPR	HORWITH	JTLX30129
03/11/08	04/07/08	003252190	52895	68,920	48,160	20,760	30.1%	COPR	HORWITH	JTLX30129
03/11/08	04/07/08	003252191	52896	66,500	50,300	16,200	24.4%	COPR	HORWITH	JTLX30129
03/11/08	04/07/08	003252192	52897	14,200	50,760	(36,560)	-257.5%	COPR	HORWITH	JTLX30129
03/11/08	04/07/08	003252193	52898	43,480	51,120	(7,640)	-17.6%	COPR	HORWITH	NRLX527077
03/11/08	04/07/08	003252194	52899	67,280	50,500	16,780	24.9%	COPR	HORWITH	NRLX527077
03/11/08	04/07/08	003252195	52900	66,500	51,360	15,140	22.8%	COPR	HORWITH	NRLX527077
03/11/08	03/31/08	003252196	52901	66,520	51,580	14,940	22.5%	COPR	HORWITH	CHUX212
03/11/08	04/07/08	003252197	52902	23,300	48,940	(25,640)	-110.0%	COPR	HORWITH	NRLX527077
03/11/08	04/07/08	003252198	52903	75,600	49,900	25,700	34.0%	COPR	HORWITH	NRLX528242
03/11/08	04/07/08	003252199	52904	67,900	50,580	17,320	25.5%	COPR	HORWITH	NRLX528242
03/11/08	04/07/08	003252200	52905	27,180	49,100	(21,920)	-80.6%	COPR	HORWITH	NRLX528242
03/11/08	04/07/08	003252201	52906	27,160	50,860	(23,700)	-87.3%	COPR	HORWITH	NRLX528242
03/11/08	04/14/08	003252202	52907	45,980	50,300	(4,320)	-9.4%	COPR	HORWITH	CEFX35240
03/11/08	04/14/08	003252203	52908	69,360	49,200	20,160	29.1%	COPR	HORWITH	CEFX35240
03/11/08	04/14/08	003252204	52909	38,320	48,000	(9,680)	-25.3%	COPR	HORWITH	CEFX35240
03/11/08	04/14/08	003252205	52910	38,300	49,780	(11,480)	-30.0%	COPR	HORWITH	CEFX35240
03/11/08	04/07/08	003252206	52911	68,320	49,300	19,020	27.8%	COPR	HORWITH	CITX300104
03/11/08	04/07/08	003252207	52912	41,740	49,980	(8,240)	-19.7%	COPR	HORWITH	CITX300104
03/11/08	04/07/08	003252208	52913	37,360	47,240	(9,880)	-26.4%	COPR	HORWITH	HLMX1202
03/11/08	04/07/08	003252209	52914	69,400	49,440	19,960	28.8%	COPR	HORWITH	HLMX1202
03/11/08	04/07/08	003252210	52915	69,140	50,380	18,760	27.1%	COPR	HORWITH	HLMX1202
03/11/08	04/07/08	003252211	52916	17,480	50,840	(33,360)	-190.8%	COPR	HORWITH	HLMX1202
03/11/08	03/31/08	003252212	52917	77,480	51,620	25,860	33.4%	COPR	HORWITH	CITX300114
03/11/08	03/31/08	003252213	52918	9,940	50,480	(40,540)	-407.8%	COPR	HORWITH	CITX300114
03/11/08	03/31/08	003252214	52919	38,880	50,600	(11,720)	-30.1%	COPR	HORWITH	CITX300114
03/11/08	03/31/08	003252215	52920	75,460	49,760	25,700	34.1%	COPR	HORWITH	CITX300114
03/11/08	03/31/08	003252216	52921	77,400	49,660	27,740	35.8%	COPR	HORWITH	CHUX212
03/11/08	03/31/08	003252217	52922	18,960	49,100	(30,140)	-159.0%	COPR	HORWITH	JTLX30115
03/11/08	03/31/08	003252218	52923	28,440	50,800	(22,360)	-78.6%	COPR	HORWITH	CHUX212
03/11/08	03/31/08	003252219	52924	28,460	49,280	(20,820)	-73.2%	COPR	HORWITH	CHUX212
03/11/08	03/31/08	003252220	52925	75,800	49,980	25,820	34.1%	COPR	HORWITH	JTLX30115
03/11/08	03/31/08	003252221	52926	75,600	48,760	26,840	35.5%	COPR	HORWITH	JTLX30115
03/11/08	03/31/08	003252222	52927	23,340	48,700	(25,360)	-108.7%	COPR	HORWITH	JTLX30115
03/11/08	04/14/08	003252223	52928	68,560	52,020	16,540	24.1%	COPR	HORWITH	JTLX30104
03/11/08	04/14/08	003252224	52929	68,500	50,600	17,900	26.1%	COPR	HORWITH	JTLX30104
03/11/08	04/14/08	003252225	52930	29,920	50,840	(20,920)	-69.9%	COPR	HORWITH	JTLX30104
03/11/08	04/14/08	003252226	52931	29,920	51,160	(21,240)	-71.0%	COPR	HORWITH	JTLX30104
03/11/08	04/07/08	003252227	52932	58,500	51,680	6,820	11.7%	COPR	HORWITH	CHUX231
03/11/08	04/07/08	003252228	52933	75,640	51,920	23,720	31.4%	COPR	HORWITH	CHUX231
03/11/08	04/07/08	003252229	52934	34,340	50,540	(16,200)	-47.2%	COPR	HORWITH	CHUX231
03/11/08	04/07/08	003252230	52935	34,360	51,000	(16,640)	-48.4%	COPR	HORWITH	CHUX231
03/11/08	04/07/08	003252231	52936	16,320	51,760	(35,440)	-217.2%	COPR	HORWITH	JTLX152
03/11/08	04/07/08	003252232	52937	68,440	50,260	18,180	26.6%	COPR	HORWITH	JTLX152
03/11/08	04/07/08	003252233	52938	66,940	48,120	18,820	28.1%	COPR	HORWITH	JTLX152
03/11/08	04/07/08	003252234	52939	76,520	50,140	26,380	34.5%	COPR	HORWITH	CHUX175
03/11/08	04/07/08	003252235	52940	45,060	50,680	(5,620)	-12.5%	COPR	HORWITH	JTLX152
03/11/08	04/07/08	003252236	52941	74,920	51,920	23,000	30.7%	COPR	HORWITH	CHUX175
03/12/08	04/07/08	003252237	52942	18,920	48,780	(29,860)	-157.8%	COPR	HORWITH	CHUX175
03/12/08	04/07/08	003252238	52943	18,940	48,340	(29,400)	-155.2%	COPR	HORWITH	CHUX175
03/12/08	04/07/08	003252239	52944	13,580	49,740	(36,160)	-266.3%	COPR	HORWITH	CITX300158
03/12/08	04/07/08	003252240	52945	75,680	49,160	26,520	35.0%	COPR	HORWITH	CITX300158
03/12/08	04/07/08	003252241	52946	67,700	51,840	15,860	23.4%	COPR	HORWITH	CITX300158
03/12/08	04/07/08	003252242	52947	45,140	48,780	(3,640)	-8.1%	COPR	HORWITH	CITX300158
03/12/08	04/07/08	003252243	52948	23,760	51,020	(27,260)	-114.7%	COPR	HORWITH	NRLX528356
03/12/08	04/07/08	003252244	52949	76,180	50,720	25,460	33.4%	COPR	HORWITH	NRLX528356

Honeywell

HONEYWELL SA-7 USE HAZARDOUS WASTE TRACKING (2006)										
Date Shipped	Date of Return Manifest	State Manifest	Man. Doc #	Facilty Manifest Weight (lbs)	Estimated Weight (lbs)	Manifest - Estimate (lbs)	Manifest - Estimate (%)	Material	Transporter	RAILCAR #
03/12/08	04/07/08	003252245	52950	67,920	51,420	16,500	24.3%	COPR	HORWITH	NRLX528356
03/12/08	04/07/08	003252246	52951	32,280	52,240	(19,960)	-61.8%	COPR	HORWITH	NRLX528356
03/12/08	04/07/08	003252247	52952	75,280	51,660	23,620	31.4%	COPR	HORWITH	NRLX526008
03/12/08	04/07/08	003252248	52953	75,820	51,520	24,300	32.0%	COPR	HORWITH	NRLX526008
03/12/08	04/07/08	003252249	52954	26,440	52,160	(25,720)	-97.3%	COPR	HORWITH	NRLX526008
03/12/08	04/07/08	003252250	52955	26,460	52,140	(25,680)	-97.1%	COPR	HORWITH	NRLX526008
03/12/08	04/07/08	003252251	52956	35,640	51,240	(15,600)	-43.8%	COPR	HORWITH	CHUX144
03/12/08	04/07/08	003252252	52957	76,460	51,880	24,580	32.1%	COPR	HORWITH	CHUX144
03/12/08	04/07/08	003252253	52958	76,020	51,840	24,180	31.8%	COPR	HORWITH	CHUX144
03/12/08	04/07/08	003252254	52959	68,380	52,140	16,240	23.7%	COPR	HORWITH	CHUX129
03/12/08	04/07/08	003252255	52960	17,200	51,860	(34,660)	-201.5%	COPR	HORWITH	CHUX144
03/12/08	04/07/08	003252256	52961	65,540	50,440	15,100	23.0%	COPR	HORWITH	CHUX129
03/12/08	04/07/08	003252257	52962	35,340	49,760	(14,420)	-40.8%	COPR	HORWITH	CITX300112
03/12/08	04/07/08	003252258	52963	33,560	48,400	(14,840)	-44.2%	COPR	HORWITH	CHUX129
03/12/08	04/07/08	003252259	52964	33,560	49,700	(16,140)	-48.1%	COPR	HORWITH	CHUX129
03/12/08	04/07/08	003252260	52965	51,640	49,580	2,060	4.0%	COPR	HORWITH	CITX300112
03/12/08	04/07/08	003252261	52966	75,820	48,980	26,840	35.4%	COPR	HORWITH	CITX300112
03/12/08	04/07/08	003252262	52967	26,980	49,780	(22,800)	-84.5%	COPR	HORWITH	CITX300167
03/12/08	04/07/08	003252263	52968	35,340	50,420	(15,080)	-42.7%	COPR	HORWITH	CITX300112
03/12/08	04/07/08	003252264	52969	30,780	52,360	(21,580)	-70.1%	COPR	HORWITH	CHUX211
03/12/08	04/07/08	003252265	52970	75,320	49,340	25,980	34.5%	COPR	HORWITH	CHUX211
03/12/08	04/07/08	003252266	52971	68,300	50,180	18,120	26.5%	COPR	HORWITH	CHUX211
03/12/08	04/07/08	003252267	52972	25,500	50,100	(24,600)	-96.5%	COPR	HORWITH	CHUX211
03/12/08	04/07/08	003252268	52973	66,880	49,500	17,380	26.0%	COPR	HORWITH	CITX300167
03/12/08	04/07/08	003252269	52974	25,460	50,720	(25,260)	-99.2%	COPR	HORWITH	JTLX30102
03/12/08	04/07/08	003252270	52975	66,360	50,140	16,220	24.4%	COPR	HORWITH	CITX300167
03/12/08	04/07/08	003252271	52976	37,640	52,120	(14,480)	-38.5%	COPR	HORWITH	CITX300167
03/12/08	04/07/08	003252272	52977	67,400	51,540	15,860	23.5%	COPR	HORWITH	JTLX30102
03/12/08	04/07/08	003252273	52978	40,480	51,660	(11,180)	-27.6%	COPR	HORWITH	JTLX30102
03/12/08	04/07/08	003252274	52979	68,160	51,320	16,840	24.7%	COPR	HORWITH	JTLX30102
03/12/08	04/07/08	003252275	52980	44,600	50,700	(6,100)	-13.7%	COPR	HORWITH	JTLX30127
03/12/08	04/07/08	003252276	52981	31,600	51,000	(19,400)	-61.4%	COPR	HORWITH	JTLX30127
03/12/08	04/07/08	003252277	52982	65,840	52,460	13,380	20.3%	COPR	HORWITH	JTLX30127
03/12/08	04/07/08	003252278	52983	62,660	52,060	10,600	16.9%	COPR	HORWITH	JTLX30127
03/12/08	04/07/08	003252279	52984	37,840	50,000	(12,160)	-32.1%	COPR	HORWITH	JTLX232
03/12/08	04/07/08	003252280	52985	76,200	52,320	23,880	31.3%	COPR	HORWITH	JTLX232
03/12/08	04/07/08	003252281	52986	68,460	50,360	18,100	26.4%	COPR	HORWITH	JTLX232
03/12/08	04/07/08	003252282	52987	24,020	52,340	(28,320)	-117.9%	COPR	HORWITH	JTLX232
03/12/08	04/07/08	003252283	52988	23,020	49,980	(26,960)	-117.1%	COPR	HORWITH	CHUX145
03/12/08	04/07/08	003252284	52989	67,640	51,760	15,880	23.5%	COPR	HORWITH	CHUX145
03/12/08	04/07/08	003252285	52990	67,580	50,620	16,960	25.1%	COPR	HORWITH	CHUX145
03/12/08	04/07/08	003252286	52991	43,340	51,420	(8,080)	-18.6%	COPR	HORWITH	CHUX145
03/12/08	04/07/08	003252287	52992	66,300	51,440	14,860	22.4%	COPR	HORWITH	CHUX193
03/12/08	04/07/08	003252288	52993	20,220	49,600	(29,380)	-145.3%	COPR	HORWITH	CHUX193
03/12/08	04/07/08	003252289	52994	42,740	50,600	(7,860)	-18.4%	COPR	HORWITH	CHUX193
03/12/08	04/07/08	003252290	52995	68,260	49,740	18,520	27.1%	COPR	HORWITH	CHUX193
03/12/08	04/07/08	003252291	52996	23,240	50,140	(26,900)	-115.7%	COPR	HORWITH	CHUX124
03/12/08	04/07/08	003252292	52997	67,180	52,260	14,920	22.2%	COPR	HORWITH	CHUX124
03/12/08	04/07/08	003252293	52998	68,520	51,840	16,680	24.3%	COPR	HORWITH	CHUX124
03/12/08	04/07/08	003252294	52999	47,160	52,700	(5,540)	-11.7%	COPR	HORWITH	CHUX124
03/12/08	04/07/08	003252295	53000	26,680	52,060	(25,380)	-95.1%	COPR	HORWITH	CITX300101
03/12/08	04/07/08	003252296	53001	68,380	50,560	17,820	26.1%	COPR	HORWITH	CITX300101
03/12/08	04/07/08	003252297	53002	66,900	49,620	17,280	25.8%	COPR	HORWITH	CITX300101
03/13/08	04/07/08	003252298	53003	38,580	49,400	(10,820)	-28.0%	COPR	HORWITH	CITX300101
03/13/08	04/07/08	003252299	53004	6,980	49,660	(42,680)	-611.5%	COPR	HORWITH	CITX300165
03/13/08	04/07/08	003252300	53005	68,840	49,840	19,000	27.6%	COPR	HORWITH	CITX300165
03/13/08	04/07/08	003252301	53006	63,200	50,840	12,360	19.6%	COPR	HORWITH	CITX300165
03/13/08	04/07/08	003252302	53007	75,400	49,220	26,180	34.7%	COPR	HORWITH	CITX300165
03/13/08	04/07/08	003252303	53008	57,980	48,780	9,200	15.9%	COPR	HORWITH	CHUX272
03/13/08	04/07/08	003252304	53009	67,120	51,460	15,660	23.3%	COPR	HORWITH	CHUX272
03/13/08	04/07/08	003252305	53010	67,760	50,860	16,900	24.9%	COPR	HORWITH	CHUX272
03/13/08	04/07/08	003252306	53011	7,660	49,160	(41,500)	-541.8%	COPR	HORWITH	CHUX272
03/13/08	04/07/08	003252307	53012	49,880	50,060	(180)	-0.4%	COPR	HORWITH	CEFX35834
03/13/08	04/07/08	003252308	53013	67,260	48,600	18,660	27.7%	COPR	HORWITH	CEFX35834
03/13/08	04/07/08	003252309	53014	67,680	49,260	18,420	27.2%	COPR	HORWITH	CEFX35834
03/13/08	04/07/08	003252310	53015	10,240	49,760	(39,520)	-385.9%	COPR	HORWITH	CEFX35834
03/13/08	04/07/08	003252311	53016	43,420	50,900	(7,480)	-17.2%	COPR	HORWITH	CEFX35824
03/13/08	04/07/08	003252312	53017	69,100	51,440	17,660	25.6%	COPR	HORWITH	CEFX35824
03/13/08	04/07/08	003252313	53018	69,280	51,980	17,300	25.0%	COPR	HORWITH	CEFX35824
03/13/08	04/14/08	003252314	53019	67,280	51,060	16,220	24.1%	COPR	HORWITH	JTLX252
03/13/08	04/07/08	003252315	53020	17,520	48,020	(30,500)	-174.1%	COPR	HORWITH	CEFX35824
03/13/08	04/14/08	003252316	53021	35,260	50,140	(14,880)	-42.2%	COPR	HORWITH	JTLX252
03/13/08	04/14/08	003252317	53022	68,260	48,960	19,300	28.3%	COPR	HORWITH	JTLX252
03/13/08	04/14/08	003252318	53023	28,120	49,600	(21,480)	-76.4%	COPR	HORWITH	JTLX252

Honeywell

HONEYWELL SA-7 USE HAZARDOUS WASTE TRACKING (2006)										
Date Shipped	Date of Return Manifest	State Manifest	Man. Doc #	Facilty Manifest Weight (lbs)	Estimated Weight (lbs)	Manifest - Estimate (lbs)	Manifest - Estimate (%)	Material	Transporter	RAILCAR #
03/13/08	04/17/08	003252319	53024	19,560	51,240	(31,680)	-162.0%	COPR	HORWITH	CHUX229
03/13/08	04/17/08	003252320	53025	76,220	50,780	25,440	33.4%	COPR	HORWITH	CHUX229
03/13/08	04/17/08	003252321	53026	75,840	48,960	26,880	35.4%	COPR	HORWITH	CHUX229
03/13/08	04/17/08	003252322	53027	25,300	50,840	(25,540)	-100.9%	COPR	HORWITH	CHUX229
03/13/08	04/07/08	003252323	53028	76,840	50,540	26,300	34.2%	COPR	HORWITH	CHUX173
03/13/08	04/07/08	003252324	53029	68,780	50,480	18,300	26.6%	COPR	HORWITH	CHUX173
03/13/08	04/07/08	003252325	53030	24,780	50,280	(25,500)	-102.9%	COPR	HORWITH	CHUX173
03/13/08	04/17/08	003252326	53031	41,140	51,360	(10,220)	-24.8%	COPR	HORWITH	CITX300016
03/13/08	04/07/08	003252327	53032	24,780	51,680	(26,900)	-108.6%	COPR	HORWITH	CHUX173
03/13/08	04/17/08	003252328	53033	76,080	51,300	24,780	32.6%	COPR	HORWITH	CITX300016
03/13/08	04/17/08	003252329	53034	7,460	50,100	(42,640)	-571.6%	COPR	HORWITH	CITX300016
03/13/08	04/17/08	003252330	53035	75,680	50,900	24,780	32.7%	COPR	HORWITH	CITX300016
03/13/08	04/14/08	003252331	53036	14,600	51,160	(36,560)	-250.4%	COPR	HORWITH	NRLX527683
03/13/08	04/14/08	003252332	53037	76,760	51,780	24,980	32.5%	COPR	HORWITH	NRLX527683
03/13/08	04/14/08	003252333	53038	77,840	51,200	26,640	34.2%	COPR	HORWITH	NRLX527683
03/13/08	04/14/08	003252334	53039	38,420	50,720	(12,300)	-32.0%	COPR	HORWITH	NRLX527683
03/13/08	04/14/08	003252335	53040	24,800	50,780	(25,980)	-104.8%	COPR	HORWITH	CEFX35849
03/13/08	04/14/08	003252336	53041	76,760	52,400	24,360	31.7%	COPR	HORWITH	CEFX35849
03/13/08	04/14/08	003252337	53042	75,740	48,380	27,360	36.1%	COPR	HORWITH	CEFX35849
03/13/08	04/14/08	003252338	53043	37,500	51,900	(14,400)	-38.4%	COPR	HORWITH	CHUX164
03/13/08	04/14/08	003252339	53044	24,800	49,460	(24,660)	-99.4%	COPR	HORWITH	CEFX35849
03/13/08	04/14/08	003252340	53045	76,280	50,620	25,660	33.6%	COPR	HORWITH	CHUX164
03/13/08	04/14/08	003252341	53046	37,680	48,100	(10,420)	-27.7%	COPR	HORWITH	CHUX164
03/13/08	04/14/08	003252342	53047	37,700	49,780	(12,080)	-32.0%	COPR	HORWITH	CHUX164
03/13/08	04/07/08	003252343	53048	69,000	50,220	18,780	27.2%	COPR	HORWITH	CHUX133
03/13/08	04/07/08	003252344	53049	76,600	50,940	25,660	33.5%	COPR	HORWITH	CHUX133
03/13/08	04/07/08	003252345	53050	27,900	51,280	(23,380)	-83.8%	COPR	HORWITH	CHUX133
03/13/08	04/07/08	003252346	53051	27,920	52,120	(24,200)	-86.7%	COPR	HORWITH	CHUX133
03/13/08	04/14/08	003252347	53052	26,380	51,440	(25,060)	-95.0%	COPR	HORWITH	NRLX527465
03/13/08	04/14/08	003252348	53053	68,280	52,120	16,160	23.7%	COPR	HORWITH	CITX300100
03/13/08	04/14/08	003252349	53054	68,460	51,460	17,000	24.8%	COPR	HORWITH	NRLX527465
03/13/08	04/14/08	003252350	53055	69,000	51,520	17,480	25.3%	COPR	HORWITH	NRLX527465
03/13/08	04/14/08	003252351	53056	34,420	49,300	(14,880)	-43.2%	COPR	HORWITH	CITX300100
03/13/08	04/14/08	003252352	53057	41,320	51,000	(9,680)	-23.4%	COPR	HORWITH	NRLX527465
03/13/08	04/14/08	003252353	53058	66,980	50,960	16,020	23.9%	COPR	HORWITH	CITX300100
03/13/08	04/14/08	003252354	53059	39,020	50,100	(11,080)	-28.4%	COPR	HORWITH	CITX300100
03/13/08	04/14/08	003252355	53060	19,300	51,820	(32,520)	-168.5%	COPR	HORWITH	NRLX526018
03/13/08	04/14/08	003252356	53061	61,980	50,600	11,380	18.4%	COPR	HORWITH	NRLX526018
03/13/08	04/14/08	003252357	53062	51,720	50,240	1,480	2.9%	COPR	HORWITH	NRLX526018
03/13/08	04/14/08	003252358	53063	68,060	51,540	16,520	24.3%	COPR	HORWITH	NRLX526018
03/13/08	04/07/08	003252359	53064	27,920	52,040	(24,120)	-86.4%	COPR	HORWITH	CITX300157
03/14/08	04/07/08	003252360	53065	59,080	49,480	9,600	16.2%	COPR	HORWITH	NRLX526049
03/14/08	04/07/08	003252361	53066	75,840	50,040	25,800	34.0%	COPR	HORWITH	NRLX526049
03/14/08	04/07/08	003252362	53067	34,260	50,300	(16,040)	-46.8%	COPR	HORWITH	NRLX526049
03/14/08	04/07/08	003252363	53068	34,260	50,800	(16,540)	-48.3%	COPR	HORWITH	NRLX526049
03/14/08	04/14/08	003252364	53069	28,980	51,520	(22,540)	-77.8%	COPR	HORWITH	JTLX30118
03/14/08	04/14/08	003252365	53070	75,680	49,840	25,840	34.1%	COPR	HORWITH	JTLX30118
03/14/08	04/14/08	003252366	53071	68,200	51,280	16,920	24.8%	COPR	HORWITH	JTLX30118
03/14/08	04/14/08	003252367	53072	28,000	52,200	(24,200)	-86.4%	COPR	HORWITH	JTLX30118
03/14/08	04/14/08	003252368	53073	76,520	50,180	26,340	34.4%	COPR	HORWITH	CHUX280
03/14/08	04/14/08	003252369	53074	74,920	51,200	23,720	31.7%	COPR	HORWITH	CHUX280
03/14/08	04/14/08	003252370	53075	23,620	50,620	(27,000)	-114.3%	COPR	HORWITH	CHUX280
03/14/08	04/14/08	003252371	53076	23,640	50,660	(27,020)	-114.3%	COPR	HORWITH	CHUX280
03/14/08	04/14/08	003252372	53077	56,560	50,580	5,980	10.6%	COPR	HORWITH	JTLX175
03/14/08	04/14/08	003252373	53078	67,800	48,440	19,360	28.6%	COPR	HORWITH	JTLX175
03/14/08	04/14/08	003252374	53079	38,000	51,100	(13,100)	-34.5%	COPR	HORWITH	JTLX175
03/14/08	04/14/08	003252375	53080	38,020	51,560	(13,540)	-35.6%	COPR	HORWITH	JTLX175
03/14/08	04/17/08	003252376	53081	69,580	50,200	19,380	27.9%	COPR	HORWITH	CHUX128
03/14/08	04/17/08	003252377	53082	68,480	50,680	17,800	26.0%	COPR	HORWITH	CHUX128
03/14/08	04/17/08	003252378	53083	34,240	49,920	(15,680)	-45.8%	COPR	HORWITH	CHUX128
03/14/08	04/17/08	003252379	53084	34,260	50,780	(16,520)	-48.2%	COPR	HORWITH	CHUX128
03/14/08	04/17/08	003252380	53085	57,580	48,640	8,940	15.5%	COPR	HORWITH	CITX300141
03/14/08	04/17/08	003252381	53086	69,460	49,540	19,920	28.7%	COPR	HORWITH	CITX300141
03/14/08	04/17/08	003252382	53087	34,180	50,500	(16,320)	-47.7%	COPR	HORWITH	CITX300141
03/14/08	04/17/08	003252383	53088	34,160	50,580	(16,420)	-48.1%	COPR	HORWITH	CITX300141
03/14/08	04/17/08	003252384	53089	68,840	51,480	17,360	25.2%	COPR	HORWITH	CEFX35244
03/14/08	04/17/08	003252385	53090	68,400	50,040	18,360	26.8%	COPR	HORWITH	CEFX35244
03/14/08	04/17/08	003252386	53091	29,940	50,960	(21,020)	-70.2%	COPR	HORWITH	CEFX35244
03/14/08	04/17/08	003252387	53092	29,940	49,440	(19,500)	-65.1%	COPR	HORWITH	CEFX35244
03/14/08	04/17/08	003252388	53093	66,680	52,560	14,120	21.2%	COPR	HORWITH	JTLX30131
03/14/08	04/17/08	003252389	53094	68,200	50,440	17,760	26.0%	COPR	HORWITH	JTLX30131
03/14/08	04/17/08	003252390	53095	32,100	50,560	(18,460)	-57.5%	COPR	HORWITH	JTLX30131
03/14/08	04/17/08	003252391	53096	32,120	50,520	(18,400)	-57.3%	COPR	HORWITH	JTLX30131
03/14/08	04/07/08	003252392	53097	75,260	50,300	24,960	33.2%	COPR	HORWITH	CITX300157

Honeywell

HONEYWELL SA-7 USE HAZARDOUS WASTE TRACKING (2006)										
Date Shipped	Date of Return Manifest	State Manifest	Man. Doc #	Facilty Manifest Weight (lbs)	Estimated Weight (lbs)	Manifest - Estimate (lbs)	Manifest - Estimate (%)	Material	Transporter	RAILCAR #
03/14/08	04/07/08	003252393	53098	75,720	50,500	25,220	33.3%	COPR	HORWITH	CITX300157
03/14/08	04/07/08	003252394	53099	24,120	50,280	(26,160)	-108.5%	COPR	HORWITH	CITX300157
03/14/08	04/07/08	003252395	53100	67,480	50,940	16,540	24.5%	COPR	HORWITH	CHUX257
03/14/08	04/07/08	003252396	53101	67,140	50,580	16,560	24.7%	COPR	HORWITH	CEFX35820
03/14/08	04/07/08	003252397	53102	66,860	49,940	16,920	25.3%	COPR	HORWITH	CEFX35820
03/14/08	04/07/08	003252398	53103	24,920	48,680	(23,760)	-95.3%	COPR	HORWITH	CEFX35820
03/14/08	04/07/08	003252399	53104	24,920	48,420	(23,500)	-94.3%	COPR	HORWITH	CEFX35820
03/14/08	04/07/08	003252400	53105	34,020	48,920	(14,900)	-43.8%	COPR	HORWITH	CHUX257
03/14/08	04/07/08	003252401	53106	34,040	51,040	(17,000)	-49.9%	COPR	HORWITH	CHUX257
03/14/08	04/07/08	003252402	53107	74,760	52,020	22,740	30.4%	COPR	HORWITH	CHUX257
03/14/08	04/07/08	003252403	53108	75,480	48,020	27,460	36.4%	COPR	HORWITH	JTLX30166
03/14/08	04/07/08	003252404	53109	14,380	50,160	(35,780)	-248.8%	COPR	HORWITH	JTLX30166
03/14/08	04/07/08	003252405	53110	76,520	48,440	28,080	36.7%	COPR	HORWITH	JTLX30166
03/14/08	04/07/08	003252406	53111	30,200	48,000	(17,800)	-58.9%	COPR	HORWITH	JTLX30166
03/14/08	04/07/08	003252407	53112	66,640	50,800	15,840	23.8%	COPR	HORWITH	JTLX30156
03/14/08	04/07/08	003252408	53113	76,540	52,060	24,480	32.0%	COPR	HORWITH	JTLX30156
03/14/08	04/07/08	003252409	53114	30,660	50,860	(20,200)	-65.9%	COPR	HORWITH	JTLX30156
03/14/08	04/07/08	003252410	53115	30,660	51,200	(20,540)	-67.0%	COPR	HORWITH	JTLX30156
03/14/08	04/07/08	003252411	53116	68,580	49,840	18,740	27.3%	COPR	HORWITH	JTLX234
03/14/08	04/07/08	003252412	53117	68,460	51,580	16,880	24.7%	COPR	HORWITH	JTLX234
03/14/08	04/07/08	003252413	53118	33,180	49,260	(16,080)	-48.5%	COPR	HORWITH	JTLX234
03/14/08	04/07/08	003252414	53119	51,280	50,100	1,180	2.3%	COPR	HORWITH	NRLX526248
03/14/08	04/07/08	003252415	53120	33,180	49,640	(16,460)	-49.6%	COPR	HORWITH	JTLX234
03/14/08	04/07/08	003252416	53121	76,680	51,640	25,040	32.7%	COPR	HORWITH	NRLX526248
03/14/08	04/07/08	003252417	53122	34,080	50,740	(16,660)	-48.9%	COPR	HORWITH	NRLX526248
03/14/08	04/07/08	003252418	53123	34,100	51,380	(17,280)	-50.7%	COPR	HORWITH	NRLX526248
03/14/08	04/07/08	003252419	53124	36,060	49,700	(13,640)	-37.8%	COPR	HORWITH	DJLX98531
03/14/08	04/07/08	003252420	53125	68,060	52,220	15,840	23.3%	COPR	HORWITH	DJLX98531
03/14/08	04/07/08	003252421	53126	67,100	50,940	16,160	24.1%	COPR	HORWITH	DJLX98531
03/14/08	04/07/08	003252422	53127	30,740	51,560	(20,820)	-67.7%	COPR	HORWITH	DJLX98531
03/14/08	04/14/08	003252423	53128	26,040	50,900	(24,860)	-95.5%	COPR	HORWITH	CHUX162
03/14/08	04/14/08	003252424	53129	67,840	51,360	16,480	24.3%	COPR	HORWITH	CHUX162
03/14/08	04/14/08	003252425	53130	75,340	50,240	25,100	33.3%	COPR	HORWITH	CHUX162
03/17/08	04/14/08	003252426	53131	28,280	48,000	(19,720)	-69.7%	COPR	HORWITH	CHUX162
03/17/08	04/14/08	003252427	53132	37,500	49,180	(11,680)	-31.1%	COPR	HORWITH	NRLX585671
03/17/08	04/14/08	003252428	53133	68,220	51,540	16,680	24.5%	COPR	HORWITH	NRLX585671
03/17/08	04/14/08	003252429	53134	68,680	48,640	20,040	29.2%	COPR	HORWITH	NRLX585671
03/17/08	04/14/08	003252430	53135	18,500	48,620	(30,120)	-162.8%	COPR	HORWITH	NRLX585671
03/17/08	04/14/08	003252431	53136	8,820	48,200	(39,380)	-446.5%	COPR	HORWITH	CHUX251
03/17/08	04/14/08	003252432	53137	75,920	49,480	26,440	34.8%	COPR	HORWITH	CHUX251
03/17/08	04/14/08	003252433	53138	75,280	49,620	25,660	34.1%	COPR	HORWITH	CHUX251
03/17/08	04/14/08	003252434	53139	39,040	48,960	(9,920)	-25.4%	COPR	HORWITH	CHUX251
03/17/08	04/14/08	003252435	53140	67,540	49,380	18,160	26.9%	COPR	HORWITH	NRLX526136
03/17/08	04/14/08	003252436	53141	68,820	49,680	19,140	27.8%	COPR	HORWITH	NRLX526136
03/17/08	04/14/08	003252437	53142	29,500	50,400	(20,900)	-70.8%	COPR	HORWITH	NRLX526136
03/17/08	04/14/08	003252438	53143	29,520	48,020	(18,500)	-62.7%	COPR	HORWITH	NRLX526136
03/17/08	04/14/08	003252439	53144	14,340	48,740	(34,400)	-239.9%	COPR	HORWITH	CITX300151
03/17/08	04/14/08	003252440	53145	68,100	51,360	16,740	24.6%	COPR	HORWITH	CITX300151
03/17/08	04/14/08	003252441	53146	68,000	49,120	18,880	27.8%	COPR	HORWITH	CITX300151
03/17/08	04/14/08	003252442	53147	49,020	50,320	(1,300)	-2.7%	COPR	HORWITH	CITX300151
03/17/08	04/14/08	003252443	53148	8,700	51,160	(42,460)	-488.0%	COPR	HORWITH	CHUX168
03/17/08	04/14/08	003252444	53149	66,620	48,540	18,080	27.1%	COPR	HORWITH	CHUX168
03/17/08	04/14/08	003252445	53150	67,620	48,020	19,600	29.0%	COPR	HORWITH	CHUX168
03/17/08	04/14/08	003252446	53151	53,980	50,380	3,600	6.7%	COPR	HORWITH	CHUX168
03/17/08	04/14/08	003252447	53152	16,560	48,140	(31,580)	-190.7%	COPR	HORWITH	CHUX160
03/17/08	04/14/08	003252448	53153	75,540	48,840	26,700	35.3%	COPR	HORWITH	CHUX160
03/17/08	04/14/08	003252449	53154	47,600	49,060	(1,460)	-3.1%	COPR	HORWITH	CHUX160
03/17/08	04/14/08	003252450	53155	55,620	49,640	5,980	10.8%	COPR	HORWITH	CHUX160
03/17/08	04/14/08	003252451	53156	68,860	48,000	20,860	30.3%	COPR	HORWITH	NRLX526126
03/17/08	04/14/08	003252452	53157	68,820	50,000	18,820	27.3%	COPR	HORWITH	NRLX526126
03/17/08	04/14/08	003252453	53158	33,040	48,020	(14,980)	-45.3%	COPR	HORWITH	NRLX526126
03/17/08	04/14/08	003252454	53159	33,040	49,520	(16,480)	-49.9%	COPR	HORWITH	NRLX526126
03/17/08	04/14/08	003252455	53160	27,560	50,360	(22,800)	-82.7%	COPR	HORWITH	DJLX98519
03/17/08	04/14/08	003252456	53161	68,420	49,780	18,640	27.2%	COPR	HORWITH	DJLX98519
03/17/08	04/14/08	003252457	53162	67,780	49,360	18,420	27.2%	COPR	HORWITH	DJLX98519
03/17/08	04/14/08	003252458	53163	33,880	49,540	(15,660)	-46.2%	COPR	HORWITH	DJLX98519
03/17/08	04/14/08	003252461	53164	32,620	49,140	(16,520)	-50.6%	COPR	HORWITH	NRLX526386
03/17/08	04/14/08	003252462	53165	69,060	48,000	21,060	30.5%	COPR	HORWITH	NRLX526386
03/17/08	04/14/08	003252463	53166	32,620	50,060	(17,440)	-53.5%	COPR	HORWITH	NRLX526386
03/17/08	04/14/08	003252464	53167	24,380	50,100	(25,720)	-105.5%	COPR	HORWITH	CEFX35839
03/17/08	04/14/08	003252465	53168	67,220	49,860	17,360	25.8%	COPR	HORWITH	NRLX526386
03/17/08	04/14/08	003252466	53169	36,340	48,380	(12,040)	-33.1%	COPR	HORWITH	JTLX30169
03/17/08	04/14/08	003252467	53170	68,260	49,120	19,140	28.0%	COPR	HORWITH	CEFX35839
03/17/08	04/14/08	003252468	53171	68,000	49,720	18,280	26.9%	COPR	HORWITH	CEFX35839

HONEYWELL SA-7 USE HAZARDOUS WASTE TRACKING (2006)										
Date Shipped	Date of Return Manifest	State Manifest	Man. Doc #	Facilty Manifest Weight (lbs)	Estimated Weight (lbs)	Manifest - Estimate (lbs)	Manifest - Estimate (%)	Material	Transporter	RAILCAR #
03/17/08	04/14/08	003252469	53172	38,140	48,000	(9,860)	-25.9%	COPR	HORWITH	CEFX35839
03/17/08	04/14/08	003252470	53173	76,480	48,740	27,740	36.3%	COPR	HORWITH	JTLX30169
03/17/08	04/14/08	003252471	53174	38,320	48,120	(9,800)	-25.6%	COPR	HORWITH	JTLX30169
03/17/08	04/14/08	003252472	53175	38,300	48,080	(9,780)	-25.5%	COPR	HORWITH	JTLX30169
03/17/08	04/14/08	003252473	53176	67,760	47,640	20,120	29.7%	COPR	HORWITH	CITX300115
03/17/08	04/14/08	003252474	53177	69,300	48,700	20,600	29.7%	COPR	HORWITH	CITX300115
03/17/08	04/14/08	003252475	53178	25,280	49,260	(23,980)	-94.9%	COPR	HORWITH	CITX300115
03/17/08	04/14/08	003252476	53179	25,280	49,320	(24,040)	-95.1%	COPR	HORWITH	CITX300115
03/17/08	04/14/08	003252477	53180	48,160	48,000	160	0.3%	COPR	HORWITH	NRLX527969
03/17/08	04/14/08	003252478	53181	69,320	48,580	20,740	29.9%	COPR	HORWITH	NRLX527969
03/17/08	04/14/08	003252479	53182	67,860	48,580	19,280	28.4%	COPR	HORWITH	NRLX527969
03/17/08	04/14/08	003252480	53183	13,060	49,320	(36,260)	-277.6%	COPR	HORWITH	NRLX527969
03/17/08	04/14/08	003252481	53184	67,740	49,880	17,860	26.4%	COPR	HORWITH	CHUX286
03/17/08	04/14/08	003252482	53185	29,080	50,060	(20,980)	-72.1%	COPR	HORWITH	CHUX286
03/17/08	04/14/08	003252483	53186	68,700	49,160	19,540	28.4%	COPR	HORWITH	CHUX286
03/17/08	04/14/08	003252484	53187	29,080	49,900	(20,820)	-71.6%	COPR	HORWITH	CHUX286
03/17/08	04/14/08	003252485	53188	66,760	50,800	15,960	23.9%	COPR	HORWITH	CEFX35800
03/17/08	04/14/08	003252486	53189	68,200	52,240	15,960	23.4%	COPR	HORWITH	CEFX35800
03/17/08	04/14/08	003252487	53190	34,140	49,720	(15,580)	-45.6%	COPR	HORWITH	CEFX35800
03/17/08	04/14/08	003252488	53191	67,700	48,580	19,120	28.2%	COPR	HORWITH	JTLX30123
03/17/08	04/14/08	003252489	53192	33,800	48,580	(14,780)	-43.7%	COPR	HORWITH	JTLX30123
03/17/08	04/14/08	003252490	53193	34,140	50,800	(16,660)	-48.8%	COPR	HORWITH	CEFX35800
03/17/08	04/14/08	003252491	53194	67,460	48,800	18,660	27.7%	COPR	HORWITH	JTLX30123
03/17/08	04/14/08	003252492	53195	33,820	51,800	(17,980)	-53.2%	COPR	HORWITH	JTLX30123
03/17/08	04/07/08	003252493	53196	47,500	50,800	(3,300)	-6.9%	COPR	HORWITH	NRLX527651
03/18/08	04/07/08	003252494	53197	68,300	48,300	20,000	29.3%	COPR	HORWITH	NRLX526241
03/18/08	04/07/08	003252495	53198	65,800	49,440	16,360	24.9%	COPR	HORWITH	NRLX526241
03/18/08	04/07/08	003252496	53199	33,440	48,560	(15,120)	-45.2%	COPR	HORWITH	NRLX526241
03/18/08	04/07/08	003252497	53200	33,440	50,000	(16,560)	-49.5%	COPR	HORWITH	NRLX526241
03/18/08	04/07/08	003252498	53201	55,900	50,860	5,040	9.0%	COPR	HORWITH	CHUX255
03/18/08	04/07/08	003252499	53202	69,040	49,120	19,920	28.9%	COPR	HORWITH	CHUX255
03/18/08	04/07/08	003252500	53203	33,520	49,160	(15,640)	-46.7%	COPR	HORWITH	CHUX255
03/18/08	04/07/08	003253011	53204	33,520	48,920	(15,400)	-45.9%	COPR	HORWITH	CHUX255
03/18/08	04/07/08	003253012	53205	67,180	49,260	17,920	26.7%	COPR	HORWITH	NRLX527651
03/18/08	04/07/08	003253013	53206	76,580	51,800	24,780	32.4%	COPR	HORWITH	NRLX527651
03/18/08	04/07/08	003253014	53207	13,100	52,280	(39,180)	-299.1%	COPR	HORWITH	NRLX527651
03/18/08	04/07/08	003253015	53208	12,280	49,040	(36,760)	-299.3%	COPR	HORWITH	CEFX35813
03/18/08	04/07/08	003253016	53209	37,560	51,220	(13,660)	-36.4%	COPR	HORWITH	NDYX320337
03/18/08	04/07/08	003253017	53210	65,680	50,100	15,580	23.7%	COPR	HORWITH	CEFX35813
03/18/08	04/07/08	003253018	53211	15,020	49,780	(34,760)	-231.4%	COPR	HORWITH	NRLX527648
03/18/08	04/07/08	003253019	53212	21,340	49,880	(28,540)	-133.7%	COPR	HORWITH	NDYX320337
03/18/08	04/07/08	003253020	53213	77,900	48,600	29,300	37.6%	COPR	HORWITH	CEFX35813
03/18/08	04/07/08	003253021	53214	39,080	50,280	(11,200)	-28.7%	COPR	HORWITH	CEFX35813
03/18/08	04/07/08	003253022	53215	75,840	49,020	26,820	35.4%	COPR	HORWITH	NDYX320337
03/18/08	04/07/08	003253023	53216	68,780	49,360	19,420	28.2%	COPR	HORWITH	NDYX320337
03/18/08	04/07/08	003253024	53217	69,220	52,100	17,120	24.7%	COPR	HORWITH	NRLX527648
03/18/08	04/07/08	003253025	53218	76,740	50,680	26,060	34.0%	COPR	HORWITH	NRLX527648
03/18/08	04/07/08	003253026	53219	42,520	51,140	(8,620)	-20.3%	COPR	HORWITH	NRLX527648
03/18/08	04/10/08	003253027	53220	22,580	51,500	(28,920)	-128.1%	COPR	HORWITH	NRLX527656
03/18/08	04/10/08	003253028	53221	67,400	50,080	17,320	25.7%	COPR	HORWITH	NRLX527656
03/18/08	04/10/08	003253029	53222	68,060	50,300	17,760	26.1%	COPR	HORWITH	NRLX527656
03/18/08	04/10/08	003253030	53223	37,560	48,040	(10,480)	-27.9%	COPR	HORWITH	NRLX527656
03/18/08	04/07/08	003253031	53224	66,840	50,320	16,520	24.7%	COPR	HORWITH	CHUX218
03/18/08	04/07/08	003253032	53225	28,000	50,480	(22,480)	-80.3%	COPR	HORWITH	CHUX218
03/18/08	04/07/08	003253033	53226	68,500	50,140	18,360	26.8%	COPR	HORWITH	CHUX218
03/18/08	04/07/08	003253034	53227	28,000	49,880	(21,880)	-78.1%	COPR	HORWITH	CHUX218
03/18/08	04/07/08	003253035	53228	53,220	51,460	1,760	3.3%	COPR	HORWITH	NRLX585503
03/18/08	04/07/08	003253036	53229	76,460	48,260	28,200	36.9%	COPR	HORWITH	NRLX585503
03/18/08	04/07/08	003253037	53230	40,240	48,080	(7,840)	-19.5%	COPR	HORWITH	NRLX526591
03/18/08	04/07/08	003253038	53231	34,800	49,380	(14,580)	-41.9%	COPR	HORWITH	NRLX585503
03/18/08	04/07/08	003253039	53232	34,800	50,640	(15,840)	-45.5%	COPR	HORWITH	NRLX585503
03/18/08	04/07/08	003253040	53233	75,640	51,060	24,580	32.5%	COPR	HORWITH	NRLX526591
03/18/08	04/07/08	003253041	53234	67,340	50,360	16,980	25.2%	COPR	HORWITH	NRLX526591
03/18/08	04/07/08	003253042	53235	15,020	51,080	(36,060)	-240.1%	COPR	HORWITH	NRLX526591
03/18/08	04/07/08	003253043	53236	67,800	51,300	16,500	24.3%	COPR	HORWITH	NRLX528057
03/18/08	04/07/08	003253044	53237	30,040	50,020	(19,980)	-66.5%	COPR	HORWITH	NRLX528057
03/18/08	04/07/08	003253045	53238	75,740	52,500	23,240	30.7%	COPR	HORWITH	NRLX528057
03/18/08	04/07/08	003253046	53239	30,060	51,300	(21,240)	-70.7%	COPR	HORWITH	NRLX528057
03/18/08	04/07/08	003253047	53240	47,360	50,780	(3,420)	-7.2%	COPR	HORWITH	CITX300116
03/18/08	04/07/08	003253048	53241	76,920	52,080	24,840	32.3%	COPR	HORWITH	CITX300116
03/18/08	04/07/08	003253049	53242	68,320	49,760	18,560	27.2%	COPR	HORWITH	CITX300116
03/18/08	04/07/08	003253050	53243	8,060	48,720	(40,660)	-504.5%	COPR	HORWITH	CITX300116
03/18/08	04/07/08	003253052	53244	37,620	49,960	(12,340)	-32.8%	COPR	HORWITH	CITX300033
03/18/08	04/07/08	003253054	53245	66,000	49,880	16,120	24.4%	COPR	HORWITH	CITX300033

Honeywell

HONEYWELL SA-7 USE HAZARDOUS WASTE TRACKING (2006)										
Date Shipped	Date of Return Manifest	State Manifest	Man. Doc #	Facilty Manifest Weight (lbs)	Estimated Weight (lbs)	Manifest - Estimate (lbs)	Manifest - Estimate (%)	Material	Transporter	RAILCAR #
03/18/08	04/07/08	003253055	53246	68,260	48,820	19,440	28.5%	COPR	HORWITH	CITX300033
03/18/08	04/07/08	003253056	53247	19,600	50,100	(30,500)	-155.6%	COPR	HORWITH	NRLX527861
03/18/08	04/07/08	003253057	53248	29,040	49,820	(20,780)	-71.6%	COPR	HORWITH	CITX300033
03/18/08	04/07/08	003253058	53249	68,460	49,380	19,080	27.9%	COPR	HORWITH	NRLX527861
03/18/08	04/07/08	003253059	53250	76,320	49,800	26,520	34.7%	COPR	HORWITH	NRLX527861
03/18/08	04/07/08	003253060	53251	30,780	51,520	(20,740)	-67.4%	COPR	HORWITH	NRLX527861
03/18/08	04/07/08	003253061	53252	20,920	51,720	(30,800)	-147.2%	COPR	HORWITH	CHUX130
03/18/08	04/07/08	003253063	53253	76,480	49,580	26,900	35.2%	COPR	HORWITH	CHUX130
03/18/08	04/07/08	003253067	53254	27,960	49,500	(21,540)	-77.0%	COPR	HORWITH	CHUX130
03/18/08	04/07/08	003253068	53255	76,500	50,900	25,600	33.5%	COPR	HORWITH	CHUX130
03/18/08	04/07/08	003253069	53256	19,260	50,980	(31,720)	-164.7%	COPR	HORWITH	CHUX315
03/18/08	04/07/08	003253070	53257	67,140	50,640	16,500	24.6%	COPR	HORWITH	CHUX315
03/18/08	04/07/08	003253071	53258	68,140	49,960	18,180	26.7%	COPR	HORWITH	CHUX315
03/18/08	04/07/08	003253072	53259	44,460	48,620	(4,160)	-9.4%	COPR	HORWITH	CHUX315
03/18/08	04/07/08	003253073	53260	35,420	49,600	(14,180)	-40.0%	COPR	HORWITH	JTLX30134
03/19/08	04/07/08	003253074	53261	43,620	50,100	(6,480)	-14.9%	COPR	HORWITH	JTLX30103
03/19/08	04/07/08	003253075	53262	61,180	50,100	11,080	18.1%	COPR	HORWITH	JTLX30103
03/19/08	04/07/08	003253076	53263	67,260	48,860	18,400	27.4%	COPR	HORWITH	JTLX30103
03/19/08	04/07/08	003253077	53264	27,200	50,400	(23,200)	-85.3%	COPR	HORWITH	JTLX30103
03/19/08	04/07/08	003253078	53265	68,440	48,000	20,440	29.9%	COPR	HORWITH	JTLX30134
03/19/08	04/07/08	003253079	53266	68,780	50,020	18,760	27.3%	COPR	HORWITH	JTLX30134
03/19/08	04/07/08	003253080	53267	22,480	48,520	(26,040)	-115.8%	COPR	HORWITH	JTLX30134
03/19/08	04/07/08	003253081	53268	10,660	48,020	(37,360)	-350.5%	COPR	HORWITH	CHUX196
03/19/08	04/07/08	003253082	53269	75,900	52,000	23,900	31.5%	COPR	HORWITH	CHUX196
03/19/08	04/07/08	003253083	53270	68,000	50,660	17,340	25.5%	COPR	HORWITH	JTLX277
03/19/08	04/07/08	003253084	53271	76,160	51,560	24,600	32.3%	COPR	HORWITH	CHUX196
03/19/08	04/07/08	003253085	53272	32,700	49,260	(16,560)	-50.6%	COPR	HORWITH	CHUX196
03/19/08	04/07/08	003253086	53273	68,260	50,400	17,860	26.2%	COPR	HORWITH	JTLX277
03/19/08	04/07/08	003253087	53274	32,760	49,960	(17,200)	-52.5%	COPR	HORWITH	JTLX277
03/19/08	04/07/08	003253088	53275	32,780	52,120	(19,340)	-59.0%	COPR	HORWITH	JTLX277
03/19/08	04/07/08	003253089	53276	67,160	50,140	17,020	25.3%	COPR	HORWITH	NRLX528376
03/19/08	04/07/08	003253090	53277	67,720	50,500	17,220	25.4%	COPR	HORWITH	NRLX528376
03/19/08	04/07/08	003253091	53278	27,640	50,960	(23,320)	-84.4%	COPR	HORWITH	NRLX528376
03/19/08	04/07/08	003253092	53279	27,640	50,400	(22,760)	-82.3%	COPR	HORWITH	NRLX528376
03/19/08	04/07/08	003253093	53280	66,380	49,400	16,980	25.6%	COPR	HORWITH	CEFX33435
03/19/08	04/07/08	003253094	53281	66,400	50,120	16,280	24.5%	COPR	HORWITH	CEFX33435
03/19/08	04/07/08	003253095	53282	34,400	50,180	(15,780)	-45.9%	COPR	HORWITH	CEFX33435
03/19/08	04/07/08	003253096	53283	34,400	49,640	(15,240)	-44.3%	COPR	HORWITH	CEFX33435
03/19/08	04/07/08	003253097	53284	67,360	50,920	16,440	24.4%	COPR	HORWITH	JTLX239
03/19/08	04/07/08	003253098	53285	67,180	50,400	16,780	25.0%	COPR	HORWITH	JTLX239
03/19/08	04/07/08	003253099	53286	33,680	50,660	(16,980)	-50.4%	COPR	HORWITH	JTLX239
03/19/08	04/07/08	003253100	53287	44,880	48,960	(4,080)	-9.1%	COPR	HORWITH	JTLX279
03/19/08	04/07/08	003253101	53288	33,660	48,660	(15,000)	-44.6%	COPR	HORWITH	JTLX239
03/19/08	04/07/08	003253102	53289	9,620	50,880	(41,260)	-428.9%	COPR	HORWITH	JTLX279
03/19/08	04/07/08	003253103	53290	67,900	50,840	17,060	25.1%	COPR	HORWITH	JTLX279
03/19/08	04/07/08	003253104	53291	75,160	49,740	25,420	33.8%	COPR	HORWITH	JTLX279
03/19/08	04/07/08	003253105	53292	48,420	48,000	420	0.9%	COPR	HORWITH	CITX300106
03/19/08	04/07/08	003253106	53293	68,860	48,620	20,240	29.4%	COPR	HORWITH	CITX300106
03/19/08	04/07/08	003253107	53294	19,920	49,520	(29,600)	-148.6%	COPR	HORWITH	CITX300106
03/19/08	04/07/08	003253108	53295	60,340	50,700	9,640	16.0%	COPR	HORWITH	CITX300106
03/19/08	04/14/08	003253109	53296	48,780	48,200	580	1.2%	COPR	HORWITH	JTLX30153
03/19/08	04/14/08	003253110	53297	62,660	50,520	12,140	19.4%	COPR	HORWITH	JTLX30153
03/19/08	04/14/08	003253111	53298	67,640	49,820	17,820	26.3%	COPR	HORWITH	JTLX30153
03/19/08	04/14/08	003253112	53299	17,600	49,300	(31,700)	-180.1%	COPR	HORWITH	JTLX30153
03/19/08	04/14/08	003253113	53300	19,980	50,880	(30,900)	-154.7%	COPR	HORWITH	CHUX192
03/19/08	04/14/08	003253114	53301	67,580	51,080	16,500	24.4%	COPR	HORWITH	CHUX192
03/19/08	04/14/08	003253115	53302	76,980	52,420	24,560	31.9%	COPR	HORWITH	CHUX192
03/19/08	04/14/08	003253116	53303	40,100	49,480	(9,380)	-23.4%	COPR	HORWITH	CHUX192
03/19/08	04/07/08	003253117	53304	12,140	52,500	(40,360)	-332.5%	COPR	HORWITH	JTLX30146
03/19/08	04/07/08	003253118	53305	67,040	50,840	16,200	24.2%	COPR	HORWITH	JTLX30146
03/19/08	04/07/08	003253119	53306	66,540	50,320	16,220	24.4%	COPR	HORWITH	JTLX30146
03/19/08	04/07/08	003253120	53307	59,060	49,480	9,580	16.2%	COPR	HORWITH	JTLX30146
03/19/08	04/07/08	003253121	53308	26,960	50,840	(23,880)	-88.6%	COPR	HORWITH	CITX300124
03/19/08	04/07/08	003253122	53309	68,520	52,120	16,400	23.9%	COPR	HORWITH	CITX300124
03/19/08	04/07/08	003253123	53310	68,200	49,880	18,320	26.9%	COPR	HORWITH	CITX300124
03/19/08	04/07/08	003253124	53311	39,900	49,820	(9,920)	-24.9%	COPR	HORWITH	CITX300124
03/19/08	04/07/08	003253125	53312	29,820	50,560	(20,740)	-69.6%	COPR	HORWITH	CHUX294
03/19/08	04/07/08	003253126	53313	67,620	51,820	15,800	23.4%	COPR	HORWITH	CHUX294
03/19/08	04/07/08	003253127	53314	66,700	48,820	17,880	26.8%	COPR	HORWITH	CHUX294
03/19/08	04/07/08	003253128	53315	38,780	50,300	(11,520)	-29.7%	COPR	HORWITH	CHUX294
03/19/08	04/07/08	003253130	53316	67,700	49,240	18,460	27.3%	COPR	HORWITH	CITX300117
03/19/08	04/07/08	003253131	53317	24,160	48,500	(24,340)	-100.7%	COPR	HORWITH	CITX300117
03/19/08	04/07/08	003253132	53318	69,100	48,780	20,320	29.4%	COPR	HORWITH	CITX300117
03/19/08	04/07/08	003253133	53319	37,940	49,440	(11,500)	-30.3%	COPR	HORWITH	CITX300117

HONEYWELL SA-7 USE HAZARDOUS WASTE TRACKING (2006)										
Date Shipped	Date of Return Manifest	State Manifest	Man. Doc #	Facilty Manifest Weight (lbs)	Estimated Weight (lbs)	Manifest - Estimate (lbs)	Manifest - Estimate (%)	Material	Transporter	RAILCAR #
03/19/08	04/10/08	003253134	53320	30,740	48,020	(17,280)	-56.2%	COPR	HORWITH	NRLX528336
03/19/08	04/10/08	003253135	53321	66,980	48,000	18,980	28.3%	COPR	HORWITH	NRLX528336
03/19/08	04/10/08	003253136	53322	66,700	49,380	17,320	26.0%	COPR	HORWITH	NRLX528336
03/20/08	04/10/08	003253137	53323	17,220	48,480	(31,260)	-181.5%	COPR	HORWITH	JTLX30160
03/20/08	04/10/08	003253138	53324	66,400	48,960	17,440	26.3%	COPR	HORWITH	JTLX30160
03/20/08	04/10/08	003253139	53325	68,540	50,440	18,100	26.4%	COPR	HORWITH	JTLX30160
03/20/08	04/10/08	000857862	53326	45,820	50,720	(4,900)	-10.7%	COPR	HORWITH	JTLX30160
03/20/08	04/10/08	003253140	53327	8,940	48,000	(39,060)	-436.9%	COPR	HORWITH	JTLX4058
03/20/08	04/10/08	003253141	53328	37,320	50,240	(12,920)	-34.6%	COPR	HORWITH	JTLX4058
03/20/08	04/10/08	003253142	53329	67,820	48,280	19,540	28.8%	COPR	HORWITH	JTLX4058
03/20/08	04/10/08	003253143	53330	67,740	50,520	17,220	25.4%	COPR	HORWITH	JTLX4058
03/20/08	04/10/08	003253144	53331	49,020	51,240	(2,220)	-4.5%	COPR	HORWITH	CHUX113
03/20/08	04/10/08	003253145	53332	75,480	51,920	23,560	31.2%	COPR	HORWITH	CHUX113
03/20/08	04/10/08	003253146	53333	68,740	51,040	17,700	25.7%	COPR	HORWITH	CHUX113
03/20/08	04/10/08	003253147	53334	16,900	50,520	(33,620)	-198.9%	COPR	HORWITH	CHUX113
03/20/08	04/07/08	003253148	53335	46,120	48,860	(2,740)	-5.9%	COPR	HORWITH	NDYX320335
03/20/08	04/07/08	003253149	53336	75,420	50,580	24,840	32.9%	COPR	HORWITH	NDYX320335
03/20/08	04/07/08	003253150	53337	39,080	50,120	(11,040)	-28.2%	COPR	HORWITH	NDYX320335
03/20/08	04/07/08	003253151	53338	37,560	51,700	(14,140)	-37.6%	COPR	HORWITH	NDYX320335
03/20/08	04/17/08	003253152	53339	56,720	49,420	7,300	12.9%	COPR	HORWITH	CHUX277
03/20/08	04/17/08	003253153	53340	66,540	50,200	16,340	24.6%	COPR	HORWITH	CHUX277
03/20/08	04/17/08	003253154	53341	68,320	50,100	18,220	26.7%	COPR	HORWITH	CHUX277
03/20/08	04/17/08	003253155	53342	8,120	50,740	(42,620)	-524.9%	COPR	HORWITH	CHUX277
03/20/08	04/10/08	003253156	53343	30,520	48,760	(18,240)	-59.8%	COPR	HORWITH	NRLX528336
03/20/08	04/10/08	003253157	53344	12,080	50,740	(38,660)	-320.0%	COPR	HORWITH	NRLX527606
03/20/08	04/10/08	003253158	53345	68,860	49,700	19,160	27.8%	COPR	HORWITH	NRLX527606
03/20/08	04/10/08	003253159	53346	68,920	49,520	19,400	28.1%	COPR	HORWITH	NRLX527606
03/20/08	04/10/08	003253160	53347	50,740	51,320	(580)	-1.1%	COPR	HORWITH	CHUX149
03/20/08	04/10/08	003253161	53348	45,280	49,300	(4,020)	-8.9%	COPR	HORWITH	NRLX527606
03/20/08	04/10/08	003253162	53349	68,940	50,400	18,540	26.9%	COPR	HORWITH	CHUX149
03/20/08	04/10/08	003253163	53350	69,180	49,160	20,020	28.9%	COPR	HORWITH	CHUX149
03/20/08	04/10/08	003253164	53351	10,820	51,280	(40,460)	-373.9%	COPR	HORWITH	CHUX149
03/20/08	04/10/08	003253165	53352	56,860	49,640	7,220	12.7%	COPR	HORWITH	JTLX30124
03/20/08	04/10/08	003253166	53353	60,220	50,720	9,500	15.8%	COPR	HORWITH	CHUX201
03/20/08	04/10/08	003253167	53354	62,760	48,020	14,740	23.5%	COPR	HORWITH	CHUX201
03/20/08	04/10/08	003253168	53355	34,740	48,740	(14,000)	-40.3%	COPR	HORWITH	CHUX201
03/20/08	04/10/08	003253169	53356	34,720	50,060	(15,340)	-44.2%	COPR	HORWITH	CHUX201
03/20/08	04/10/08	003253170	53357	67,140	50,780	16,360	24.4%	COPR	HORWITH	JTLX30124
03/20/08	04/10/08	003253171	53358	34,040	48,300	(14,260)	-41.9%	COPR	HORWITH	JTLX30124
03/20/08	04/10/08	003253172	53359	34,040	48,100	(14,060)	-41.3%	COPR	HORWITH	JTLX30124
03/20/08	04/10/08	003253173	53360	67,340	48,420	18,920	28.1%	COPR	HORWITH	CHUX118
03/20/08	04/10/08	003253174	53361	67,920	48,480	19,440	28.6%	COPR	HORWITH	CHUX118
03/20/08	04/10/08	003253175	53362	31,720	50,940	(19,220)	-60.6%	COPR	HORWITH	CHUX118
03/20/08	04/10/08	003253176	53363	31,720	52,020	(20,300)	-64.0%	COPR	HORWITH	CHUX118
03/20/08	04/10/08	003253177	53364	13,580	50,940	(37,360)	-275.1%	COPR	HORWITH	JTLX30147
03/20/08	04/10/08	003253178	53365	76,320	49,260	27,060	35.5%	COPR	HORWITH	JTLX30147
03/20/08	04/10/08	003253179	53366	75,540	45,480	30,060	39.8%	COPR	HORWITH	JTLX30147
03/21/08	04/10/08	003253180	53367	29,040	48,000	(18,960)	-65.3%	COPR	HORWITH	NRLX526085
03/21/08	04/10/08	003253181	53368	67,920	48,500	19,420	28.6%	COPR	HORWITH	NRLX526085
03/21/08	04/10/08	003253182	53369	76,420	48,020	28,400	37.2%	COPR	HORWITH	NRLX526085
03/21/08	04/10/08	003253183	53370	16,980	48,000	(31,020)	-182.7%	COPR	HORWITH	NRLX526085
03/21/08	04/10/08	003253184	53371	9,080	48,840	(39,760)	-437.9%	COPR	HORWITH	NRLX527560
03/21/08	04/10/08	003253185	53372	76,320	49,740	26,580	34.8%	COPR	HORWITH	NRLX527560
03/21/08	04/10/08	003253186	53373	68,400	49,660	18,740	27.4%	COPR	HORWITH	NRLX527560
03/21/08	04/10/08	003253187	53374	40,080	48,280	(8,200)	-20.5%	COPR	HORWITH	NRLX527560
03/21/08	04/10/08	003253188	53375	52,700	49,000	3,700	7.0%	COPR	HORWITH	NRLX526020
03/21/08	04/10/08	003253189	53376	76,340	50,900	25,440	33.3%	COPR	HORWITH	NRLX526020
03/21/08	04/10/08	003253190	53377	37,820	49,940	(12,120)	-32.0%	COPR	HORWITH	NRLX526020
03/21/08	04/10/08	003253191	53378	28,740	48,920	(20,180)	-70.2%	COPR	HORWITH	NRLX526020
03/21/08	04/10/08	003253192	53379	56,560	51,780	4,780	8.5%	COPR	HORWITH	DJLX98515
03/21/08	04/10/08	003253193	53380	66,500	48,160	18,340	27.6%	COPR	HORWITH	DJLX98515
03/21/08	04/10/08	003253194	53381	60,400	49,360	11,040	18.3%	COPR	HORWITH	DJLX98515
03/21/08	04/10/08	003253195	53382	50,560	51,900	(1,340)	-2.7%	COPR	HORWITH	CITX300152
03/21/08	04/10/08	003253196	53383	15,740	51,360	(35,620)	-226.3%	COPR	HORWITH	DJLX98515
03/21/08	04/10/08	003253197	53384	68,280	48,000	20,280	29.7%	COPR	HORWITH	CITX300152
03/21/08	04/10/08	003253198	53385	68,780	48,800	19,980	29.0%	COPR	HORWITH	CITX300152
03/21/08	04/10/08	003253199	53386	12,420	50,560	(38,140)	-307.1%	COPR	HORWITH	CITX300152
03/21/08	04/10/08	003253200	53387	17,900	50,560	(32,660)	-182.5%	COPR	HORWITH	NRLX527825
03/21/08	04/10/08	003253201	53388	66,640	48,000	18,640	28.0%	COPR	HORWITH	NRLX527825
03/21/08	04/10/08	003253202	53389	60,640	51,440	9,200	15.2%	COPR	HORWITH	NRLX527825
03/21/08	04/10/08	003253203	53390	54,280	51,600	2,680	4.9%	COPR	HORWITH	NRLX527825
03/21/08	04/10/08	003253204	53391	6,880	51,960	(45,080)	-655.2%	COPR	HORWITH	NRLX527649
03/21/08	04/10/08	003253205	53392	68,120	50,060	18,060	26.5%	COPR	HORWITH	NRLX527649
03/21/08	04/10/08	003253206	53393	68,620	48,540	20,080	29.3%	COPR	HORWITH	NRLX527649

Honeywell

HONEYWELL SA-7 USE HAZARDOUS WASTE TRACKING (2006)										
Date Shipped	Date of Return Manifest	State Manifest	Man. Doc #	Facilty Manifest Weight (lbs)	Estimated Weight (lbs)	Manifest - Estimate (lbs)	Manifest - Estimate (%)	Material	Transporter	RAILCAR #
03/21/08	04/10/08	003253207	53394	50,920	48,000	2,920	5.7%	COPR	HORWITH	NRLX527649
03/21/08	04/10/08	003253208	53395	26,040	49,620	(23,580)	-90.6%	COPR	HORWITH	JTLX30147
03/21/08	04/10/08	003253209	53396	58,940	52,220	6,720	11.4%	COPR	HORWITH	CEFX35241
03/21/08	04/10/08	003253210	53397	75,640	52,380	23,260	30.8%	COPR	HORWITH	CEFX35241
03/21/08	04/10/08	003253211	53398	38,260	50,440	(12,180)	-31.8%	COPR	HORWITH	CEFX35241
03/21/08	04/10/08	003253212	53399	31,360	51,500	(20,140)	-64.2%	COPR	HORWITH	CEFX35241
03/21/08	04/07/08	003253213	53400	66,160	49,480	16,680	25.2%	COPR	HORWITH	JTLX186
03/21/08	04/07/08	003253214	53401	38,620	50,040	(11,420)	-29.6%	COPR	HORWITH	JTLX186
03/21/08	04/07/08	003253215	53402	76,820	52,060	24,760	32.2%	COPR	HORWITH	JTLX186
03/21/08	04/07/08	003253216	53403	17,920	50,760	(32,840)	-183.3%	COPR	HORWITH	JTLX186
03/21/08	04/07/08	003253217	53404	68,840	48,980	19,860	28.8%	COPR	HORWITH	DJLX98542
03/21/08	04/07/08	003253218	53405	68,360	49,320	19,040	27.9%	COPR	HORWITH	DJLX98542
03/21/08	04/07/08	003253219	53406	34,560	49,960	(15,400)	-44.6%	COPR	HORWITH	DJLX98542
03/21/08	04/07/08	003253220	53407	34,580	50,660	(16,080)	-46.5%	COPR	HORWITH	DJLX98542
03/21/08	04/14/08	003253221	53408	27,560	52,040	(24,480)	-88.8%	COPR	HORWITH	JTLX270
03/24/08	04/10/08	003253222	53409	39,980	49,140	(9,160)	-22.9%	COPR	HORWITH	NRLX527563
03/24/08	04/10/08	003253223	53410	67,860	49,260	18,600	27.4%	COPR	HORWITH	NRLX527563
03/24/08	04/10/08	003253224	53411	76,760	48,180	28,580	37.2%	COPR	HORWITH	NRLX527563
03/24/08	04/10/08	003253225	53412	10,740	48,560	(37,820)	-352.1%	COPR	HORWITH	NRLX527563
03/24/08	04/10/08	003253226	53413	21,180	48,260	(27,080)	-127.9%	COPR	HORWITH	CHUX241
03/24/08	04/10/08	003253227	53414	76,320	48,000	28,320	37.1%	COPR	HORWITH	CHUX241
03/24/08	04/10/08	003253228	53415	68,420	48,560	19,860	29.0%	COPR	HORWITH	CHUX241
03/24/08	04/10/08	003253229	53416	28,940	50,980	(22,040)	-76.2%	COPR	HORWITH	CHUX241
03/24/08	04/10/08	003253230	53417	67,520	50,340	17,180	25.4%	COPR	HORWITH	NRLX526072
03/24/08	04/10/08	003253231	53418	76,240	49,340	26,900	35.3%	COPR	HORWITH	NRLX526072
03/24/08	04/10/08	003253232	53419	27,240	48,960	(21,720)	-79.7%	COPR	HORWITH	NRLX526072
03/24/08	04/10/08	003253233	53420	27,260	51,000	(23,740)	-87.1%	COPR	HORWITH	NRLX526072
03/24/08	04/14/08	003253234	53421	68,240	48,860	19,380	28.4%	COPR	HORWITH	JTLX188
03/24/08	04/14/08	003253235	53422	9,160	48,320	(39,160)	-427.5%	COPR	HORWITH	JTLX188
03/24/08	04/14/08	003253237	53423	67,660	49,760	17,900	26.5%	COPR	HORWITH	JTLX188
03/24/08	04/14/08	003253238	53424	49,000	48,000	1,000	2.0%	COPR	HORWITH	JTLX188
03/24/08	04/10/08	003253239	53425	56,380	49,440	6,940	12.3%	COPR	HORWITH	DJLX98508
03/24/08	04/10/08	003253240	53426	75,600	50,360	25,240	33.4%	COPR	HORWITH	DJLX98508
03/24/08	04/17/08	003253241	53427	34,160	50,520	(16,360)	-47.9%	COPR	HORWITH	JTLX30162
03/24/08	04/10/08	003253243	53428	33,560	50,760	(17,200)	-51.3%	COPR	HORWITH	DJLX98508
03/24/08	04/10/08	003253246	53429	33,580	50,160	(16,580)	-49.4%	COPR	HORWITH	DJLX98508
03/24/08	04/17/08	003253247	53430	52,160	49,280	2,880	5.5%	COPR	HORWITH	JTLX30162
03/24/08	04/17/08	003253248	53431	76,880	51,560	25,320	32.9%	COPR	HORWITH	JTLX30162
03/24/08	04/17/08	003253249	53432	34,140	49,240	(15,100)	-44.2%	COPR	HORWITH	JTLX30162
03/24/08	04/14/08	003253250	53433	67,380	50,960	16,420	24.4%	COPR	HORWITH	CHUX230
03/24/08	04/14/08	003253251	53434	76,420	48,100	28,320	37.1%	COPR	HORWITH	CHUX230
03/24/08	04/14/08	003253252	53435	31,420	50,040	(18,620)	-59.3%	COPR	HORWITH	CEFX35823
03/24/08	04/14/08	003253253	53436	26,140	50,940	(24,800)	-94.9%	COPR	HORWITH	CHUX230
03/24/08	04/14/08	003253254	53437	17,680	48,020	(30,340)	-171.6%	COPR	HORWITH	CHUX230
03/24/08	04/14/08	003253255	53438	59,240	47,180	12,060	20.4%	COPR	HORWITH	CEFX35823
03/24/08	04/14/08	003253256	53439	76,680	48,680	28,000	36.5%	COPR	HORWITH	CEFX35823
03/24/08	04/14/08	003253259	53440	51,320	50,140	1,180	2.3%	COPR	HORWITH	CHUX295
03/24/08	04/14/08	003253260	53441	31,420	51,720	(20,300)	-64.6%	COPR	HORWITH	CEFX35823
03/24/08	04/14/08	003253261	53442	63,100	48,040	15,060	23.9%	COPR	HORWITH	CHUX295
03/24/08	04/14/08	003253262	53443	68,000	50,300	17,700	26.0%	COPR	HORWITH	CHUX295
03/24/08	04/14/08	003253263	53444	17,700	51,780	(34,080)	-192.5%	COPR	HORWITH	CHUX295
03/24/08	04/14/08	003253264	53445	75,060	49,780	25,280	33.7%	COPR	HORWITH	JTLX270
03/24/08	04/14/08	003253265	53446	76,060	48,640	27,420	36.1%	COPR	HORWITH	JTLX270
03/24/08	04/14/08	003253266	53447	17,100	48,000	(30,900)	-180.7%	COPR	HORWITH	JTLX270
03/24/08	04/14/08	003253267	53448	36,300	51,580	(15,280)	-42.1%	COPR	HORWITH	NRLX526080
03/24/08	04/14/08	003253268	53449	66,520	49,520	17,000	25.6%	COPR	HORWITH	NRLX526080
03/24/08	04/14/08	003253269	53450	69,080	50,680	18,400	26.6%	COPR	HORWITH	NRLX526080
03/24/08	04/14/08	003253270	53451	24,200	49,380	(25,180)	-104.0%	COPR	HORWITH	NRLX526080
03/24/08	04/14/08	003253271	53452	43,040	48,620	(5,580)	-13.0%	COPR	HORWITH	JTLX30110
03/24/08	04/14/08	003253272	53453	64,960	51,300	13,660	21.0%	COPR	HORWITH	JTLX30110
03/24/08	04/14/08	003253273	53454	66,560	49,980	16,580	24.9%	COPR	HORWITH	JTLX30110
03/24/08	04/14/08	003253274	53455	23,500	48,940	(25,440)	-108.3%	COPR	HORWITH	JTLX30110
03/24/08	04/14/08	003253275	53456	28,760	48,900	(20,140)	-70.0%	COPR	HORWITH	CITX300164
03/24/08	04/14/08	003253276	53457	68,220	48,940	19,280	28.3%	COPR	HORWITH	CITX300164
03/24/08	04/14/08	003253277	53458	68,880	49,760	19,120	27.8%	COPR	HORWITH	CITX300164
03/24/08	04/14/08	003253278	53459	29,700	49,060	(19,360)	-65.2%	COPR	HORWITH	CITX300164
03/24/08	04/14/08	003253279	53460	43,640	52,140	(8,500)	-19.5%	COPR	HORWITH	NRLX526030
03/24/08	04/14/08	003253280	53461	68,140	48,920	19,220	28.2%	COPR	HORWITH	NRLX526030
03/24/08	04/14/08	003253281	53462	67,860	51,380	16,480	24.3%	COPR	HORWITH	NRLX526030
03/24/08	04/14/08	003253282	53463	22,660	50,140	(27,480)	-121.3%	COPR	HORWITH	NRLX526030
03/24/08	04/14/08	003253283	53464	10,800	50,460	(39,660)	-367.2%	COPR	HORWITH	NRLX527852
03/24/08	04/14/08	003253284	53465	68,060	48,880	19,180	28.2%	COPR	HORWITH	NRLX527852
03/24/08	04/14/08	003253285	53466	68,100	49,240	18,860	27.7%	COPR	HORWITH	NRLX527852
03/24/08	04/14/08	003253286	53467	52,460	50,200	2,260	4.3%	COPR	HORWITH	NRLX527852

Honeywell

HONEYWELL SA-7 USE HAZARDOUS WASTE TRACKING (2006)										
Date Shipped	Date of Return Manifest	State Manifest	Man. Doc #	Facilty Manifest Weight (lbs)	Estimated Weight (lbs)	Manifest - Estimate (lbs)	Manifest - Estimate (%)	Material	Transporter	RAILCAR #
03/24/08	04/14/08	003253287	53468	68,080	49,200	18,880	27.7%	COPR	HORWITH	JTLX260
03/24/08	04/14/08	003253288	53469	68,240	50,060	18,180	26.6%	COPR	HORWITH	JTLX260
03/24/08	04/14/08	003253289	53470	28,340	49,460	(21,120)	-74.5%	COPR	HORWITH	JTLX260
03/24/08	04/14/08	003253290	53471	38,040	48,500	(10,460)	-27.5%	COPR	HORWITH	CEFX35827
03/24/08	04/14/08	003253291	53472	69,000	48,220	20,780	30.1%	COPR	HORWITH	CEFX35827
03/24/08	04/14/08	003253292	53473	28,340	49,600	(21,260)	-75.0%	COPR	HORWITH	JTLX260
03/24/08	04/14/08	003253293	53474	68,820	49,840	18,980	27.6%	COPR	HORWITH	CEFX35827
03/25/08	04/14/08	003253294	53475	27,880	49,000	(21,120)	-75.8%	COPR	HORWITH	CHUX237
03/25/08	04/14/08	003253295	53476	68,200	48,020	20,180	29.6%	COPR	HORWITH	CHUX237
03/25/08	04/14/08	003253296	53477	67,660	49,120	18,540	27.4%	COPR	HORWITH	CHUX237
03/25/08	04/14/08	003253297	53478	31,140	49,560	(18,420)	-59.2%	COPR	HORWITH	CHUX237
03/25/08	04/17/08	003253298	53479	68,200	51,760	16,440	24.1%	COPR	HORWITH	CHUX204
03/25/08	04/17/08	003253299	53480	68,780	49,800	18,980	27.6%	COPR	HORWITH	CHUX204
03/25/08	04/17/08	003253300	53481	33,920	49,200	(15,280)	-45.0%	COPR	HORWITH	CHUX204
03/25/08	04/17/08	003253301	53482	33,920	50,980	(17,060)	-50.3%	COPR	HORWITH	CHUX204
03/25/08	04/17/08	003253302	53483	60,400	49,440	10,960	18.1%	COPR	HORWITH	CHUX122
03/25/08	04/17/08	003253303	53484	68,060	48,020	20,040	29.4%	COPR	HORWITH	CHUX122
03/25/08	04/17/08	003253304	53485	33,440	49,160	(15,720)	-47.0%	COPR	HORWITH	CHUX122
03/25/08	04/17/08	003253305	53486	33,460	50,900	(17,440)	-52.1%	COPR	HORWITH	CHUX122
03/25/08	04/14/08	003253306	53487	52,220	49,320	2,900	5.6%	COPR	HORWITH	CHUX304
03/25/08	04/14/08	003253307	53488	68,300	49,640	18,660	27.3%	COPR	HORWITH	CHUX304
03/25/08	04/14/08	003253308	53489	67,460	48,180	19,280	28.6%	COPR	HORWITH	CHUX304
03/25/08	04/14/08	003253309	53490	6,720	49,980	(43,260)	-643.8%	COPR	HORWITH	CHUX304
03/25/08	04/17/08	003253310	53491	44,820	50,040	(5,220)	-11.6%	COPR	HORWITH	NRLX527608
03/25/08	04/17/08	003253311	53492	68,900	50,800	18,100	26.3%	COPR	HORWITH	NRLX527608
03/25/08	04/17/08	003253312	53493	68,580	50,080	18,500	27.0%	COPR	HORWITH	NRLX527608
03/25/08	04/17/08	003253313	53494	16,500	51,440	(34,940)	-211.8%	COPR	HORWITH	NRLX527608
03/25/08	04/17/08	003253314	53495	65,420	49,840	15,580	23.8%	COPR	HORWITH	JTLX4051
03/25/08	04/17/08	003253315	53496	77,280	49,280	28,000	36.2%	COPR	HORWITH	JTLX4051
03/25/08	04/17/08	003253316	53497	27,840	50,040	(22,200)	-79.7%	COPR	HORWITH	JTLX4051
03/25/08	04/17/08	003253317	53498	27,860	49,680	(21,820)	-78.3%	COPR	HORWITH	JTLX4051
03/25/08	04/15/08	003253318	53499	68,340	50,540	17,800	26.0%	COPR	HORWITH	CHUX238
03/25/08	04/15/08	003253319	53500	35,400	49,320	(13,920)	-39.3%	COPR	HORWITH	CHUX238
03/25/08	04/15/08	003253320	53501	69,120	51,060	18,060	26.1%	COPR	HORWITH	CHUX238
03/25/08	04/15/08	003253321	53502	26,400	50,400	(24,000)	-90.9%	COPR	HORWITH	CHUX238
03/25/08	04/14/08	003253322	53503	25,040	51,640	(26,600)	-106.2%	COPR	HORWITH	JTLX257
03/25/08	04/14/08	003253323	53504	68,620	48,120	20,500	29.9%	COPR	HORWITH	JTLX257
03/25/08	04/14/08	003253324	53505	68,500	49,760	18,740	27.4%	COPR	HORWITH	JTLX257
03/25/08	04/14/08	003253325	53506	32,660	49,780	(17,120)	-52.4%	COPR	HORWITH	JTLX257
03/25/08	04/17/08	003253326	53507	22,820	49,480	(26,660)	-116.8%	COPR	HORWITH	NDYX320452
03/25/08	04/17/08	003253327	53508	76,080	48,940	27,140	35.7%	COPR	HORWITH	NDYX320452
03/25/08	04/17/08	003253328	53509	62,660	48,080	14,580	23.3%	COPR	HORWITH	NDYX320452
03/25/08	04/17/08	003253329	53510	38,940	48,960	(10,020)	-25.7%	COPR	HORWITH	NDYX320452
03/25/08	04/17/08	003253330	53511	54,880	50,500	4,380	8.0%	COPR	HORWITH	CHUX165
03/25/08	04/17/08	003253331	53512	61,500	49,460	12,040	19.6%	COPR	HORWITH	CHUX165
03/25/08	04/17/08	003253332	53513	38,320	49,020	(10,700)	-27.9%	COPR	HORWITH	CHUX165
03/25/08	04/17/08	003253333	53514	38,300	48,720	(10,420)	-27.2%	COPR	HORWITH	CHUX165
03/25/08	04/17/08	003253334	53515	38,440	51,400	(12,960)	-33.7%	COPR	HORWITH	CHUX264
03/25/08	04/17/08	003253335	53516	76,500	50,780	25,720	33.6%	COPR	HORWITH	CHUX264
03/25/08	04/17/08	003253336	53517	76,420	50,200	26,220	34.3%	COPR	HORWITH	CHUX264
03/25/08	04/17/08	003253337	53518	10,640	52,060	(41,420)	-389.3%	COPR	HORWITH	CHUX264
03/25/08	04/17/08	003253338	53519	47,600	51,040	(3,440)	-7.2%	COPR	HORWITH	JTLX30152
03/25/08	04/14/08	003253339	53520	21,540	50,700	(29,160)	-135.4%	COPR	HORWITH	CHUX307
03/25/08	04/14/08	003253340	53521	68,300	50,340	17,960	26.3%	COPR	HORWITH	CHUX307
03/25/08	04/14/08	003253341	53522	69,500	50,760	18,740	27.0%	COPR	HORWITH	CHUX307
03/25/08	04/14/08	003253342	53523	42,620	48,760	(6,140)	-14.4%	COPR	HORWITH	CHUX307
03/25/08	04/14/08	003253343	53524	14,940	49,600	(34,660)	-232.0%	COPR	HORWITH	CHUX312
03/25/08	04/14/08	003253344	53525	67,680	50,020	17,660	26.1%	COPR	HORWITH	CHUX312
03/25/08	04/14/08	003253345	53526	68,080	49,420	18,660	27.4%	COPR	HORWITH	CHUX312
03/25/08	04/14/08	003253346	53527	45,800	51,100	(5,300)	-11.6%	COPR	HORWITH	CHUX312
03/25/08	04/14/08	003253347	53528	68,740	48,020	20,720	30.1%	COPR	HORWITH	CEFX35246
03/25/08	04/14/08	003253348	53529	68,540	49,020	19,520	28.5%	COPR	HORWITH	CEFX35246
03/25/08	04/14/08	003253349	53530	26,480	49,840	(23,360)	-88.2%	COPR	HORWITH	CEFX35246
03/25/08	04/14/08	003253350	53531	26,460	49,040	(22,580)	-85.3%	COPR	HORWITH	CEFX35246
03/25/08	04/15/08	003253351	53532	41,280	48,600	(7,320)	-17.7%	COPR	HORWITH	CEFX35819
03/25/08	04/15/08	003253352	53533	65,480	49,800	15,680	23.9%	COPR	HORWITH	CEFX35819
03/25/08	04/14/08	003253353	53534	19,440	51,320	(31,880)	-164.0%	COPR	HORWITH	CEFX35827
03/25/08	04/15/08	003253354	53535	66,560	48,500	18,060	27.1%	COPR	HORWITH	CEFX35819
03/25/08	04/15/08	003253355	53536	21,480	49,680	(28,200)	-131.3%	COPR	HORWITH	CEFX35819
03/25/08	04/17/08	003253356	53537	66,660	49,180	17,480	26.2%	COPR	HORWITH	JTLX30152
03/25/08	04/17/08	003253357	53538	65,940	51,240	14,700	22.3%	COPR	HORWITH	JTLX30152
03/25/08	04/17/08	003253358	53539	23,080	51,420	(28,340)	-122.8%	COPR	HORWITH	JTLX30152
03/25/08	04/15/08	003253359	53540	37,500	51,640	(14,140)	-37.7%	COPR	HORWITH	CEFX35821
03/26/08	04/15/08	003253360	53541	18540	49,780	(31,240)	-168.5%	COPR	HORWITH	CHUX235

HONEYWELL SA-7 USE HAZARDOUS WASTE TRACKING (2006)										
Date Shipped	Date of Return Manifest	State Manifest	Man. Doc #	Facilty Manifest Weight (lbs)	Estimated Weight (lbs)	Manifest - Estimate (lbs)	Manifest - Estimate (%)	Material	Transporter	RAILCAR #
03/26/08	04/15/08	003253361	53542	76,120	51,340	24,780	32.6%	COPR	HORWITH	CHUX235
03/26/08	04/15/08	003253362	53543	76,200	50,720	25,480	33.4%	COPR	HORWITH	CHUX235
03/26/08	04/15/08	003253363	53544	30,240	50,620	(20,380)	-67.4%	COPR	HORWITH	CHUX235
03/26/08	04/17/08	003253364	53545	44,740	51,580	(6,840)	-15.3%	COPR	HORWITH	JTLX30139
03/26/08	04/17/08	003253365	53546	75,640	50,380	25,260	33.4%	COPR	HORWITH	JTLX30139
03/26/08	04/15/08	003253368	53547	14,700	50,520	(35,820)	-243.7%	COPR	HORWITH	CITX300041
03/26/08	04/15/08	003253369	53548	68,280	49,980	18,300	26.8%	COPR	HORWITH	CITX300041
03/26/08	04/17/08	003253370	53549	67,920	50,600	17,320	25.5%	COPR	HORWITH	JTLX30139
03/26/08	04/17/08	003253371	53550	11,620	49,380	(37,760)	-325.0%	COPR	HORWITH	JTLX30139
03/26/08	04/15/08	003253372	53551	66,760	50,600	16,160	24.2%	COPR	HORWITH	CITX300041
03/26/08	04/15/08	003253373	53552	50,100	52,080	(1,980)	-4.0%	COPR	HORWITH	CITX300041
03/26/08	04/17/08	003253374	53553	19,880	50,080	(30,200)	-151.9%	COPR	HORWITH	CHUX265
03/26/08	04/17/08	003253375	53554	76,300	50,580	25,720	33.7%	COPR	HORWITH	CHUX265
03/26/08	04/17/08	003253376	53555	75,340	50,420	24,920	33.1%	COPR	HORWITH	CHUX265
03/26/08	04/17/08	003253377	53556	31,080	50,300	(19,220)	-61.8%	COPR	HORWITH	CHUX265
03/26/08	04/15/08	003253378	53557	75,980	50,500	25,480	33.5%	COPR	HORWITH	CHUX273
03/26/08	04/15/08	003253379	53558	75,520	49,900	25,620	33.9%	COPR	HORWITH	CHUX273
03/26/08	04/15/08	003253380	53559	23,260	49,440	(26,180)	-112.6%	COPR	HORWITH	CHUX273
03/26/08	04/15/08	003253381	53560	23,280	51,200	(27,920)	-119.9%	COPR	HORWITH	CHUX273
03/26/08	04/17/08	003253382	53561	67,920	49,060	18,860	27.8%	COPR	HORWITH	JTLX170
03/26/08	04/17/08	003253383	53562	67,960	48,820	19,140	28.2%	COPR	HORWITH	JTLX170
03/26/08	04/17/08	003253384	53563	28,300	50,860	(22,560)	-79.7%	COPR	HORWITH	JTLX170
03/26/08	04/17/08	003253385	53564	28,320	50,260	(21,940)	-77.5%	COPR	HORWITH	JTLX170
03/26/08	04/15/08	003253386	53565	51,360	51,540	(180)	-0.4%	COPR	HORWITH	NRLX585505
03/26/08	04/15/08	003253387	53566	75,480	49,880	25,600	33.9%	COPR	HORWITH	NRLX585505
03/26/08	04/15/08	003253388	53567	37,680	50,160	(12,480)	-33.1%	COPR	HORWITH	NRLX585505
03/26/08	04/15/08	003253389	53568	37,680	50,680	(13,000)	-34.5%	COPR	HORWITH	NRLX585505
03/26/08	04/17/08	003253390	53569	65,620	50,520	15,100	23.0%	COPR	HORWITH	JTLX127
03/26/08	04/17/08	003253391	53570	75,360	48,820	26,540	35.2%	COPR	HORWITH	JTLX127
03/26/08	04/15/08	003253392	53571	45,960	51,600	(5,640)	-12.3%	COPR	HORWITH	CHUX148
03/26/08	04/17/08	003253393	53572	33,360	51,080	(17,720)	-53.1%	COPR	HORWITH	JTLX127
03/26/08	04/17/08	003253394	53573	33,360	51,780	(18,420)	-55.2%	COPR	HORWITH	JTLX127
03/26/08	04/15/08	003253395	53574	66,780	48,780	18,000	27.0%	COPR	HORWITH	CHUX148
03/26/08	04/15/08	003253396	53575	17,420	48,680	(31,260)	-179.4%	COPR	HORWITH	CHUX148
03/26/08	04/15/08	003253397	53576	67,600	49,120	18,480	27.3%	COPR	HORWITH	CHUX148
03/26/08	04/15/08	003253398	53577	63,940	51,800	12,140	19.0%	COPR	HORWITH	NDYX320344
03/26/08	04/15/08	003253399	53578	62,680	48,020	14,660	23.4%	COPR	HORWITH	NDYX320344
03/26/08	04/15/08	003253400	53579	34,400	48,440	(14,040)	-40.8%	COPR	HORWITH	NDYX320344
03/26/08	04/15/08	003253401	53580	34,420	48,680	(14,260)	-41.4%	COPR	HORWITH	NDYX320344
03/26/08	04/15/08	003253402	53581	48,520	50,620	(2,100)	-4.3%	COPR	HORWITH	CHUX221
03/26/08	04/15/08	003253403	53582	66,840	51,680	15,160	22.7%	COPR	HORWITH	CHUX221
03/26/08	04/15/08	003253404	53583	66,700	51,100	15,600	23.4%	COPR	HORWITH	CHUX221
03/26/08	04/15/08	003253405	53584	20,640	49,700	(29,060)	-140.8%	COPR	HORWITH	CHUX221
03/26/08	04/15/08	003253406	53585	25,960	52,520	(26,560)	-102.3%	COPR	HORWITH	HLMX1293
03/26/08	04/15/08	003253407	53586	68,020	50,380	17,640	25.9%	COPR	HORWITH	HLMX1293
03/26/08	04/15/08	003253408	53587	66,340	49,100	17,240	26.0%	COPR	HORWITH	HLMX1293
03/26/08	04/15/08	003253409	53588	39,040	50,320	(11,280)	-28.9%	COPR	HORWITH	HLMX1293
03/26/08	04/15/08	003253410	53589	43,640	48,740	(5,100)	-11.7%	COPR	HORWITH	NDYX320426
03/26/08	04/15/08	003253411	53590	67,740	50,160	17,580	26.0%	COPR	HORWITH	NDYX320426
03/26/08	04/15/08	003253412	53591	68,360	49,300	19,060	27.9%	COPR	HORWITH	NDYX320426
03/26/08	04/15/08	003253413	53592	18,880	50,680	(31,800)	-168.4%	COPR	HORWITH	NDYX320426
03/26/08	04/17/08	003253414	53593	37,420	50,980	(13,560)	-36.2%	COPR	HORWITH	NRLX526068
03/26/08	04/17/08	003253415	53594	76,660	51,900	24,760	32.3%	COPR	HORWITH	NRLX526068
03/26/08	04/17/08	003253416	53595	75,480	51,500	23,980	31.8%	COPR	HORWITH	NRLX526068
03/26/08	04/17/08	003253417	53596	9,800	50,620	(40,820)	-416.5%	COPR	HORWITH	NRLX526068
03/26/08	04/17/08	003253418	53597	75,860	50,540	25,320	33.4%	COPR	HORWITH	CHUX185
03/26/08	04/17/08	003253419	53598	76,520	50,840	25,680	33.6%	COPR	HORWITH	CHUX185
03/26/08	04/17/08	003253420	53599	27,140	50,100	(22,960)	-84.6%	COPR	HORWITH	CHUX185
03/26/08	04/17/08	003253421	53600	27,140	51,540	(24,400)	-89.9%	COPR	HORWITH	CHUX185
03/26/08	04/15/08	003253422	53601	76,700	49,840	26,860	35.0%	COPR	HORWITH	CEFX35821
03/26/08	04/15/08	003253423	53602	76,140	49,660	26,480	34.8%	COPR	HORWITH	CEFX35821
03/26/08	04/15/08	003253424	53603	12,180	49,460	(37,280)	-306.1%	COPR	HORWITH	CEFX35821
03/26/08	04/17/08	003253425	53604	21,100	50,860	(29,760)	-141.0%	COPR	HORWITH	JTLX30108
03/26/08	04/17/08	003253426	53605	75,560	51,680	23,880	31.6%	COPR	HORWITH	JTLX30108
03/26/08	04/17/08	003253427	53606	75,420	50,600	24,820	32.9%	COPR	HORWITH	JTLX30108
03/27/08	04/17/08	003253428	53607	55420	51,500	3,920	7.1%	COPR	HORWITH	JTLX30105
03/27/08	04/17/08	003253429	53608	64,780	49,020	15,760	24.3%	COPR	HORWITH	JTLX30105
03/27/08	04/17/08	003253430	53609	69,180	47,100	22,080	31.9%	COPR	HORWITH	JTLX30105
03/27/08	04/17/08	003253431	53610	8,680	49,760	(41,080)	-473.3%	COPR	HORWITH	JTLX30105
03/27/08	04/15/08	003253432	53611	8,440	51,120	(42,680)	-505.7%	COPR	HORWITH	NRLX526066
03/27/08	04/15/08	003253433	53612	76,780	49,740	27,040	35.2%	COPR	HORWITH	NRLX526066
03/27/08	04/15/08	003253434	53613	75,920	49,100	26,820	35.3%	COPR	HORWITH	NRLX526066
03/27/08	04/15/08	003253435	53614	35,840	49,600	(13,760)	-38.4%	COPR	HORWITH	NRLX526066
03/27/08	04/15/08	003253436	53615	58,280	51,240	7,040	12.1%	COPR	HORWITH	JTLX130

Honeywell

HONEYWELL SA-7 USE HAZARDOUS WASTE TRACKING (2006)										
Date Shipped	Date of Return Manifest	State Manifest	Man. Doc #	Facilty Manifest Weight (lbs)	Estimated Weight (lbs)	Manifest - Estimate (lbs)	Manifest - Estimate (%)	Material	Transporter	RAILCAR #
03/27/08	04/15/08	003253437	53616	76,640	49,200	27,440	35.8%	COPR	HORWITH	JTLX130
03/27/08	04/15/08	003253438	53617	34,140	51,380	(17,240)	-50.5%	COPR	HORWITH	JTLX130
03/27/08	04/15/08	003253439	53618	34,160	51,740	(17,580)	-51.5%	COPR	HORWITH	JTLX130
03/27/08	04/15/08	003253440	53619	62,380	51,180	11,200	18.0%	COPR	HORWITH	NRLX526102
03/27/08	04/15/08	003253441	53620	66,740	50,740	16,000	24.0%	COPR	HORWITH	NRLX526102
03/27/08	04/15/08	003253442	53621	68,300	50,700	17,600	25.8%	COPR	HORWITH	NRLX526102
03/27/08	04/15/08	003253443	53622	10,280	50,620	(40,340)	-392.4%	COPR	HORWITH	NRLX526102
03/27/08	04/17/08	003253444	53623	59,100	50,460	8,640	14.6%	COPR	HORWITH	CITX300146
03/27/08	04/17/08	003253445	53624	68,360	50,800	17,560	25.7%	COPR	HORWITH	CITX300146
03/27/08	04/17/08	003253446	53625	65,260	50,900	14,360	22.0%	COPR	HORWITH	CITX300146
03/27/08	04/17/08	003253447	53626	11,340	51,900	(40,560)	-357.7%	COPR	HORWITH	CITX300146
03/27/08	04/15/08	003253448	53627	45,340	49,060	(3,720)	-8.2%	COPR	HORWITH	CEFX35844
03/27/08	04/15/08	003253449	53628	75,740	50,680	25,060	33.1%	COPR	HORWITH	CEFX35844
03/27/08	04/15/08	003253450	53629	37,980	52,160	(14,180)	-37.3%	COPR	HORWITH	CEFX35844
03/27/08	04/15/08	003253451	53630	38,000	48,420	(10,420)	-27.4%	COPR	HORWITH	CEFX35844
03/27/08	04/17/08	003253452	53631	76,240	50,600	25,640	33.6%	COPR	HORWITH	CITX300028
03/27/08	04/17/08	003253453	53632	75,560	51,440	24,120	31.9%	COPR	HORWITH	CITX300028
03/27/08	04/17/08	003253454	53633	26,620	51,940	(25,320)	-95.1%	COPR	HORWITH	CITX300028
03/27/08	04/17/08	003253455	53634	26,600	49,180	(22,580)	-84.9%	COPR	HORWITH	CITX300028
03/27/08	04/29/08	003253456	53635	61,980	51,600	10,380	16.7%	COPR	HORWITH	NRLX526300
03/27/08	04/29/08	003253457	53636	68,480	49,540	18,940	27.7%	COPR	HORWITH	NRLX526300
03/27/08	04/29/08	003253458	53637	67,840	50,180	17,660	26.0%	COPR	HORWITH	NRLX526300
03/27/08	04/29/08	003253459	53638	5,500	51,020	(45,520)	-827.6%	COPR	HORWITH	NRLX526300
03/27/08	04/29/08	003253460	53639	59,880	50,900	8,980	15.0%	COPR	HORWITH	NRLX526114
03/27/08	04/29/08	003253461	53640	68,720	49,540	19,180	27.9%	COPR	HORWITH	NRLX526114
03/27/08	04/21/08	003253462	53641	76,020	48,020	28,000	36.8%	COPR	HORWITH	NDYX320343
03/27/08	04/21/08	003253463	53642	68,820	50,500	18,320	26.6%	COPR	HORWITH	NDYX320343
03/27/08	04/21/08	003253464	53643	29,100	51,100	(22,000)	-75.6%	COPR	HORWITH	NDYX320343
03/27/08	04/21/08	003253465	53644	29,120	47,400	(18,280)	-62.8%	COPR	HORWITH	NDYX320343
03/27/08	04/29/08	003253466	53645	67,080	50,500	16,580	24.7%	COPR	HORWITH	NRLX526114
03/27/08	04/29/08	003253467	53646	5,400	48,640	(43,240)	-800.7%	COPR	HORWITH	NRLX526114
03/27/08	04/17/08	003253468	53647	31,340	50,800	(19,460)	-62.1%	COPR	HORWITH	JTLX30108
03/27/08	04/15/08	003253469	53648	55,640	51,120	4,520	8.1%	COPR	HORWITH	CHUX178
03/27/08	04/15/08	003253470	53649	67,760	52,420	15,340	22.6%	COPR	HORWITH	CHUX178
03/27/08	04/15/08	003253471	53650	68,260	49,380	18,880	27.7%	COPR	HORWITH	CHUX178
03/27/08	04/15/08	003253472	53651	13,720	52,320	(38,600)	-281.3%	COPR	HORWITH	CHUX178
03/27/08	04/17/08	003253473	53652	68,680	51,900	16,780	24.4%	COPR	HORWITH	CHUX333
03/27/08	04/17/08	003253474	53653	75,860	49,620	26,240	34.6%	COPR	HORWITH	CHUX333
03/27/08	04/17/08	003253475	53654	26,780	50,280	(23,500)	-87.8%	COPR	HORWITH	CHUX333
03/27/08	04/17/08	003253476	53655	26,780	50,940	(24,160)	-90.2%	COPR	HORWITH	CHUX333
03/27/08	04/17/08	003253477	53656	9,860	51,340	(41,480)	-420.7%	COPR	HORWITH	NRLX526176
03/27/08	04/17/08	003253478	53657	61,780	50,080	11,700	18.9%	COPR	HORWITH	NRLX526176
03/27/08	04/17/08	003253479	53658	68,140	51,280	16,860	24.7%	COPR	HORWITH	NRLX526176
03/27/08	04/17/08	003253480	53659	59,660	51,160	8,500	14.2%	COPR	HORWITH	CHUX110
03/27/08	04/17/08	003253481	53660	66,520	49,540	16,980	25.5%	COPR	HORWITH	NRLX526176
03/27/08	04/17/08	003253482	53661	36,780	50,820	(14,040)	-38.2%	COPR	HORWITH	CHUX188
03/27/08	04/17/08	003253483	53662	76,540	49,880	26,660	34.8%	COPR	HORWITH	CHUX110
03/27/08	04/17/08	003253484	53663	33,000	49,180	(16,180)	-49.0%	COPR	HORWITH	CHUX110
03/27/08	04/17/08	003253485	53664	33,020	51,080	(18,060)	-54.7%	COPR	HORWITH	CHUX110
03/27/08	04/17/08	003253486	53665	75,740	52,040	23,700	31.3%	COPR	HORWITH	CHUX188
03/27/08	04/17/08	003253487	53666	76,600	48,900	27,700	36.2%	COPR	HORWITH	CHUX188
03/27/08	04/17/08	003253488	53667	15,860	51,040	(35,180)	-221.8%	COPR	HORWITH	CHUX188
03/27/08	04/17/08	003253489	53668	30,100	50,300	(20,200)	-67.1%	COPR	HORWITH	CEFX35850
03/27/08	04/17/08	003253490	53669	67,000	51,600	15,400	23.0%	COPR	HORWITH	CEFX35850
03/27/08	04/17/08	003253491	53670	31,340	49,860	(18,520)	-59.1%	COPR	HORWITH	CEFX35850
03/27/08	04/17/08	003253492	53671	68,120	47,460	20,660	30.3%	COPR	HORWITH	CEFX35850
03/27/08	04/17/08	003253493	53672	52,540	48,900	3,640	6.9%	COPR	HORWITH	JTLX263
03/28/08	04/17/08	003253494	53673	68,520	50,180	18,340	26.8%	COPR	HORWITH	JTLX263
03/28/08	04/17/08	003253495	53674	67,460	51,520	15,940	23.6%	COPR	HORWITH	JTLX263
03/28/08	04/17/08	003253496	53675	10,960	50,600	(39,640)	-361.7%	COPR	HORWITH	JTLX263
03/28/08	04/15/08	003253497	53676	47,080	48,880	(1,800)	-3.8%	COPR	HORWITH	CEFX35851
03/28/08	04/15/08	003253498	53677	68,040	48,160	19,880	29.2%	COPR	HORWITH	CEFX35851
03/28/08	04/15/08	003253499	53678	67,480	50,200	17,280	25.6%	COPR	HORWITH	CEFX35851
03/28/08	04/15/08	003253500	53679	10,600	48,300	(37,700)	-355.7%	COPR	HORWITH	CEFX35851
03/28/08	04/17/08	003253502	53680	52,260	51,340	920	1.8%	COPR	HORWITH	CEFX35846
03/28/08	04/17/08	003253503	53681	67,780	49,740	18,040	26.6%	COPR	HORWITH	CEFX35846
03/28/08	04/17/08	003253504	53682	65,600	48,680	16,920	25.8%	COPR	HORWITH	CEFX35846
03/28/08	04/17/08	003253505	53683	13,960	51,020	(37,060)	-265.5%	COPR	HORWITH	CEFX35846
03/28/08	04/17/08	003253506	53684	22,960	48,640	(25,680)	-111.8%	COPR	HORWITH	CHUX311
03/28/08	04/17/08	003253507	53685	75,540	48,220	27,320	36.2%	COPR	HORWITH	CHUX311
03/28/08	04/17/08	003253508	53686	76,120	49,620	26,500	34.8%	COPR	HORWITH	CHUX311
03/28/08	04/17/08	003253509	53687	21,340	51,540	(30,200)	-141.5%	COPR	HORWITH	CHUX311
03/28/08	04/17/08	003253510	53688	8,420	49,980	(41,560)	-493.6%	COPR	HORWITH	NRLX528010
03/28/08	04/17/08	003253511	53689	68,180	49,200	18,980	27.8%	COPR	HORWITH	NRLX528010

Honeywell

HONEYWELL SA-7 USE HAZARDOUS WASTE TRACKING (2006)										
Date Shipped	Date of Return Manifest	State Manifest	Man. Doc #	Facilty Manifest Weight (lbs)	Estimated Weight (lbs)	Manifest - Estimate (lbs)	Manifest - Estimate (%)	Material	Transporter	RAILCAR #
03/28/08	04/17/08	003253512	53690	67,060	49,800	17,260	25.7%	COPR	HORWITH	NRLX528010
03/28/08	04/17/08	003253513	53691	53,240	48,980	4,260	8.0%	COPR	HORWITH	NRLX528010
03/28/08	04/17/08	003253514	53692	58,160	51,600	6,560	11.3%	COPR	HORWITH	CEFX35847
03/28/08	04/17/08	003253515	53693	66,740	50,920	15,820	23.7%	COPR	HORWITH	CEFX35847
03/28/08	04/17/08	003253516	53694	65,740	49,480	16,260	24.7%	COPR	HORWITH	CEFX35847
03/28/08	04/17/08	003253517	53695	15,620	49,040	(33,420)	-214.0%	COPR	HORWITH	CEFX35847
03/28/08	04/17/08	003253518	53696	5,920	49,180	(43,260)	-730.7%	COPR	HORWITH	CEFX35837
03/28/08	04/17/08	003253519	53697	66,840	49,560	17,280	25.9%	COPR	HORWITH	CEFX35837
03/28/08	04/17/08	003253520	53698	68,940	51,320	17,620	25.6%	COPR	HORWITH	CEFX35837
03/28/08	04/17/08	003253521	53699	56,420	50,680	5,740	10.2%	COPR	HORWITH	CEFX35837
03/28/08	04/17/08	003253522	53700	54,880	49,240	5,640	10.3%	COPR	HORWITH	CITX300013
03/28/08	04/17/08	003253523	53701	64,040	50,420	13,620	21.3%	COPR	HORWITH	CITX300013
03/28/08	04/17/08	003253524	53702	67,400	48,000	19,400	28.8%	COPR	HORWITH	CITX300013
03/28/08	04/17/08	003253525	53703	9,620	50,600	(40,980)	-426.0%	COPR	HORWITH	CITX300013
03/28/08	04/21/08	003253526	53704	42,960	48,040	(5,080)	-11.8%	COPR	HORWITH	CEFX35237
03/28/08	04/21/08	003253527	53705	68,400	49,020	19,380	28.3%	COPR	HORWITH	CEFX35237
03/28/08	04/21/08	003253528	53706	68,080	51,600	16,480	24.2%	COPR	HORWITH	CEFX35237
03/28/08	04/21/08	003253529	53707	17,600	49,700	(32,100)	-182.4%	COPR	HORWITH	CEFX35237
03/28/08	04/21/08	003253530	53708	39,180	50,120	(10,940)	-27.9%	COPR	HORWITH	CITX300113
03/28/08	04/21/08	003253531	53709	68,980	48,120	20,860	30.2%	COPR	HORWITH	CITX300113
03/28/08	04/21/08	003253532	53710	67,960	49,760	18,200	26.8%	COPR	HORWITH	CITX300113
03/28/08	04/21/08	003253533	53711	25,280	49,740	(24,460)	-96.8%	COPR	HORWITH	CITX300113
03/28/08	04/17/08	003253534	53712	30,620	49,120	(18,500)	-60.4%	COPR	HORWITH	CHUX321
03/28/08	04/17/08	003253535	53713	68,260	49,840	18,420	27.0%	COPR	HORWITH	CHUX321
03/28/08	04/17/08	003253536	53714	67,040	50,100	16,940	25.3%	COPR	HORWITH	CHUX321
03/28/08	04/17/08	003253537	53715	30,800	49,760	(18,960)	-61.6%	COPR	HORWITH	CHUX321
03/28/08	04/17/08	003253538	53716	22,000	51,360	(29,360)	-133.5%	COPR	HORWITH	NRLX526011
03/28/08	04/17/08	003253539	53717	68,040	48,240	19,800	29.1%	COPR	HORWITH	NRLX526011
03/28/08	04/17/08	003253540	53718	69,800	49,580	20,220	29.0%	COPR	HORWITH	NRLX526011
03/28/08	04/17/08	003253541	53719	37,440	50,500	(13,060)	-34.9%	COPR	HORWITH	NRLX526011
03/28/08	04/17/08	003253542	53720	15,900	50,700	(34,800)	-218.9%	COPR	HORWITH	NRLX527600
03/28/08	04/17/08	003253543	53721	69,120	49,120	20,000	28.9%	COPR	HORWITH	NRLX527600
03/28/08	04/17/08	003253544	53722	69,080	50,620	18,460	26.7%	COPR	HORWITH	NRLX527600
03/28/08	04/17/08	003253545	53723	44,640	50,460	(5,820)	-13.0%	COPR	HORWITH	NRLX527600
03/28/08	04/21/08	003253546	53724	50,080	50,220	(140)	-0.3%	COPR	HORWITH	NRLX527459
03/28/08	04/21/08	003253547	53725	67,940	48,180	19,760	29.1%	COPR	HORWITH	NRLX527459
03/28/08	04/21/08	003253548	53726	38,120	51,940	(13,820)	-36.3%	COPR	HORWITH	NRLX527459
03/28/08	04/21/08	003253549	53727	47,440	49,040	(1,600)	-3.4%	COPR	HORWITH	JTLX30170
03/28/08	04/21/08	003253550	53728	38,120	50,440	(12,320)	-32.3%	COPR	HORWITH	NRLX527459
03/28/08	04/21/08	003253551	53729	68,900	52,160	16,740	24.3%	COPR	HORWITH	JTLX30170
03/28/08	04/21/08	003253552	53730	65,500	51,900	13,600	20.8%	COPR	HORWITH	JTLX30170
03/28/08	04/21/08	003253553	53731	17,380	49,540	(32,160)	-185.0%	COPR	HORWITH	JTLX30170
03/28/08	04/21/08	003253554	53732	43040	50,000	(6,960)	-16.2%	COPR	HORWITH	CITX300111
03/28/08	04/21/08	003253555	53733	68,360	48,060	20,300	29.7%	COPR	HORWITH	CITX300111
03/28/08	04/21/08	003253556	53734	66,960	51,240	15,720	23.5%	COPR	HORWITH	CITX300111
03/28/08	04/21/08	003253557	53735	19,380	52,020	(32,640)	-168.4%	COPR	HORWITH	CITX300111
03/28/08	04/21/08	003253558	53736	9,340	50,200	(40,860)	-437.5%	COPR	HORWITH	NRLX526210
03/28/08	04/21/08	003253559	53737	67,760	48,900	18,860	27.8%	COPR	HORWITH	NRLX526210
03/28/08	04/21/08	003253560	53738	69,080	48,940	20,140	29.2%	COPR	HORWITH	NRLX526210
03/31/08	04/21/08	003253561	53739	60,760	50,720	10,040	16.5%	COPR	HORWITH	JTLX30121
03/31/08	04/21/08	003253562	53740	75,420	51,620	23,800	31.6%	COPR	HORWITH	JTLX30121
03/31/08	04/21/08	003253563	53741	33,400	50,480	(17,080)	-51.1%	COPR	HORWITH	JTLX30121
03/31/08	04/21/08	003253564	53742	33,400	52,360	(18,960)	-56.8%	COPR	HORWITH	JTLX30121
03/31/08	04/21/08	003253565	53743	19,740	50,080	(30,340)	-153.7%	COPR	HORWITH	CITX300122
03/31/08	04/21/08	003253566	53744	69,480	51,940	17,540	25.2%	COPR	HORWITH	CITX300122
03/31/08	04/21/08	003253567	53745	69,440	49,520	19,920	28.7%	COPR	HORWITH	CITX300122
03/31/08	04/21/08	003253568	53746	41,520	51,540	(10,020)	-24.1%	COPR	HORWITH	CITX300122
03/31/08	04/21/08	003253569	53747	48,300	50,120	(1,820)	-3.8%	COPR	HORWITH	NRLX526210
03/31/08	04/21/08	003253570	53748	67,120	52,480	14,640	21.8%	COPR	HORWITH	CHUX259
03/31/08	04/21/08	003253571	53749	68,200	51,980	16,220	23.8%	COPR	HORWITH	CHUX259
03/31/08	04/21/08	003253572	53750	28,660	51,000	(22,340)	-77.9%	COPR	HORWITH	CHUX259
03/31/08	04/21/08	003253573	53751	28,660	50,840	(22,180)	-77.4%	COPR	HORWITH	CHUX259
03/31/08	04/21/08	003253574	53752	68,820	49,360	19,460	28.3%	COPR	HORWITH	JTLX268
03/31/08	04/21/08	003253575	53753	68,860	51,120	17,740	25.8%	COPR	HORWITH	JTLX268
03/31/08	04/21/08	003253576	53754	33,860	49,840	(15,980)	-47.2%	COPR	HORWITH	JTLX268
03/31/08	04/21/08	003253577	53755	33,880	51,440	(17,560)	-51.8%	COPR	HORWITH	JTLX268
03/31/08	04/21/08	003253578	53756	67,580	50,460	17,120	25.3%	COPR	HORWITH	JTLX30107
03/31/08	04/21/08	003253579	53757	33,800	48,420	(14,620)	-43.3%	COPR	HORWITH	JTLX30107
03/31/08	04/21/08	003253580	53758	68,180	49,400	18,780	27.5%	COPR	HORWITH	JTLX30107
03/31/08	04/21/08	003253581	53759	33,800	50,440	(16,640)	-49.2%	COPR	HORWITH	JTLX30107
03/31/08	04/21/08	003253582	53760	38,240	48,520	(10,280)	-26.9%	COPR	HORWITH	CHUX247
03/31/08	04/21/08	003253583	53761	76,740	51,040	25,700	33.5%	COPR	HORWITH	CHUX247
03/31/08	04/21/08	003253584	53762	67,200	48,820	18,380	27.4%	COPR	HORWITH	CHUX247
03/31/08	04/21/08	003253585	53763	67,320	48,200	19,120	28.4%	COPR	HORWITH	CHUX115

Honeywell

HONEYWELL SA-7 USE HAZARDOUS WASTE TRACKING (2006)										
Date Shipped	Date of Return Manifest	State Manifest	Man. Doc #	Facilty Manifest Weight (lbs)	Estimated Weight (lbs)	Manifest - Estimate (lbs)	Manifest - Estimate (%)	Material	Transporter	RAILCAR #
03/31/08	04/21/08	003253586	53764	15,200	50,040	(34,840)	-229.2%	COPR	HORWITH	CHUX247
03/31/08	04/21/08	003253587	53765	27,680	48,880	(21,200)	-76.6%	COPR	HORWITH	CHUX115
03/31/08	04/21/08	003253588	53766	69,360	50,760	18,600	26.8%	COPR	HORWITH	CHUX115
03/31/08	04/21/08	003253589	53767	28,860	49,700	(20,840)	-72.2%	COPR	HORWITH	CHUX115
03/31/08	04/21/08	003253590	53768	67,400	50,340	17,060	25.3%	COPR	HORWITH	NRLX526646
03/31/08	04/21/08	003253591	53769	33,120	49,840	(16,720)	-50.5%	COPR	HORWITH	NRLX526646
03/31/08	04/21/08	003253592	53770	67,900	52,080	15,820	23.3%	COPR	HORWITH	NRLX526646
03/31/08	04/21/08	003253593	53771	33,140	51,040	(17,900)	-54.0%	COPR	HORWITH	NRLX526646
03/31/08	04/21/08	003253594	53772	67,420	48,420	19,000	28.2%	COPR	HORWITH	NRLX527633
03/31/08	04/21/08	003253595	53773	11,380	50,180	(38,800)	-340.9%	COPR	HORWITH	NRLX527633
03/31/08	04/21/08	003253596	53774	68,360	50,540	17,820	26.1%	COPR	HORWITH	NRLX527633
03/31/08	04/21/08	003253597	53775	51,220	49,140	2,080	4.1%	COPR	HORWITH	NRLX527633
03/31/08	04/25/08	003253598	53776	8,760	49,360	(40,600)	-463.5%	COPR	HORWITH	NRLX526063
03/31/08	04/25/08	003253599	53777	68,180	50,900	17,280	25.3%	COPR	HORWITH	NRLX526063
03/31/08	04/25/08	003253600	53778	68,480	52,040	16,440	24.0%	COPR	HORWITH	NRLX526063
03/31/08	04/25/08	003253601	53779	56,120	51,040	5,080	9.1%	COPR	HORWITH	NRLX526063
03/31/08	04/21/08	003253602	53780	68,840	52,560	16,280	23.6%	COPR	HORWITH	CHUX249
03/31/08	04/21/08	003253603	53781	69,000	52,000	17,000	24.6%	COPR	HORWITH	CHUX249
03/31/08	04/21/08	003253604	53782	29,300	51,220	(21,920)	-74.8%	COPR	HORWITH	CHUX249
03/31/08	04/21/08	003253605	53783	29,280	50,520	(21,240)	-72.5%	COPR	HORWITH	CHUX249
03/31/08	04/21/08	003253606	53784	12,160	52,540	(40,380)	-332.1%	COPR	HORWITH	CHUX119
03/31/08	04/21/08	003253607	53785	67,760	49,400	18,360	27.1%	COPR	HORWITH	CHUX119
03/31/08	04/21/08	003253608	53786	66,840	49,680	17,160	25.7%	COPR	HORWITH	CHUX119
03/31/08	04/21/08	003253609	53787	55,600	52,320	3,280	5.9%	COPR	HORWITH	CHUX119
03/31/08	04/21/08	003253610	53788	67,680	51,300	16,380	24.2%	COPR	HORWITH	HLMX1102
03/31/08	04/21/08	003253611	53789	68,400	50,280	18,120	26.5%	COPR	HORWITH	HLMX1102
03/31/08	04/21/08	003253612	53790	33,940	51,680	(17,740)	-52.3%	COPR	HORWITH	HLMX1102
03/31/08	04/21/08	003253613	53791	33,940	50,340	(16,400)	-48.3%	COPR	HORWITH	HLMX1102
03/31/08	04/21/08	003253614	53792	67,580	50,260	17,320	25.6%	COPR	HORWITH	CEFX35248
03/31/08	04/21/08	003253615	53793	67,580	51,220	16,360	24.2%	COPR	HORWITH	CEFX35248
03/31/08	04/21/08	003253616	53794	33,400	52,520	(19,120)	-57.2%	COPR	HORWITH	CEFX35248
03/31/08	04/21/08	003253617	53795	33,380	50,160	(16,780)	-50.3%	COPR	HORWITH	CEFX35248
03/31/08	04/21/08	003253618	53796	68,900	51,580	17,320	25.1%	COPR	HORWITH	JTLX30173
03/31/08	04/21/08	003253619	53797	67,600	49,160	18,440	27.3%	COPR	HORWITH	JTLX30173
03/31/08	04/21/08	003253620	53798	33,500	50,460	(16,960)	-50.6%	COPR	HORWITH	JTLX30173
03/31/08	04/21/08	003253621	53799	33,500	49,920	(16,420)	-49.0%	COPR	HORWITH	JTLX30173
03/31/08	04/29/08	003253622	53800	69,040	49,720	19,320	28.0%	COPR	HORWITH	JTLX30167
03/31/08	04/29/08	003253623	53801	69,600	49,380	20,220	29.1%	COPR	HORWITH	JTLX30167
03/31/08	04/29/08	003253624	53802	25,800	50,460	(24,660)	-95.6%	COPR	HORWITH	JTLX30167

06/17/88	**SITE TONS (Month)**	**MAR SUB-TOTAL:**	63,989,880	64,622,120	(632,240)	-0.99%
02/19/62	**TONS (Site)**	**CUMULATIVE TOTAL:**	189,658,160	191,490,520	(1,832,360)	-0.97%
08/18/59	**TONS (Facility)**	**CUMULATIVE TOTAL:**	189,658,160	191,490,520	(1,832,360)	-0.97%

04/01/08	04/29/08	003253625	53803	67,560	49,740	17,820	26.4%	COPR	HORWITH	CHUX200
04/01/08	04/29/08	003253626	53804	68,600	49,040	19,560	28.5%	COPR	HORWITH	CHUX200
04/01/08	04/29/08	003253628	53805	33,820	49,480	(15,660)	-46.3%	COPR	HORWITH	CHUX200
04/01/08	04/29/08	003253629	53806	33,800	49,300	(15,500)	-45.9%	COPR	HORWITH	CHUX200
04/01/08	04/29/08	003253630	53807	65,180	49,900	15,280	23.4%	COPR	HORWITH	CITX300027
04/01/08	04/29/08	003253631	53808	66,360	49,660	16,700	25.2%	COPR	HORWITH	CITX300027
04/01/08	04/29/08	003253632	53809	33,500	51,420	(17,920)	-53.5%	COPR	HORWITH	CITX300027
04/01/08	04/29/08	003253633	53810	33,520	50,160	(16,640)	-49.6%	COPR	HORWITH	CITX300027
04/01/08	04/29/08	003253634	53811	67,340	51,880	15,460	23.0%	COPR	HORWITH	JTLX30132
04/01/08	04/29/08	003253635	53812	68,820	51,420	17,400	25.3%	COPR	HORWITH	JTLX30132
04/01/08	04/29/08	003253636	53813	32,700	50,120	(17,420)	-53.3%	COPR	HORWITH	JTLX30132
04/01/08	04/29/08	003253637	53814	63,360	48,080	15,280	24.1%	COPR	HORWITH	CITX300105
04/01/08	04/29/08	003253638	53815	32,720	49,400	(16,680)	-51.0%	COPR	HORWITH	JTLX30132
04/01/08	04/29/08	003253639	53816	69,500	51,000	18,500	26.6%	COPR	HORWITH	CITX300105
04/01/08	04/21/08	003253640	53817	31,200	50,020	(18,820)	-60.3%	COPR	HORWITH	CHUX296
04/01/08	04/29/08	003253641	53818	33,700	51,360	(17,660)	-52.4%	COPR	HORWITH	CITX300105
04/01/08	04/29/08	003253642	53819	33,700	51,740	(18,040)	-53.5%	COPR	HORWITH	CITX300105
04/01/08	04/29/08	003253643	53820	16,300	51,400	(35,100)	-215.3%	COPR	HORWITH	CHUX250
04/01/08	04/29/08	003253644	53821	68,340	51,680	16,660	24.4%	COPR	HORWITH	CHUX250
04/01/08	04/29/08	003253645	53822	67,760	51,860	15,900	23.5%	COPR	HORWITH	CHUX250
04/01/08	04/29/08	003253646	53823	50,580	50,280	300	0.6%	COPR	HORWITH	CHUX250
04/01/08	04/29/08	003253647	53824	25,800	49,900	(24,100)	-93.4%	COPR	HORWITH	JTLX30167
04/01/08	04/21/08	003253648	53825	75,880	52,240	23,640	31.2%	COPR	HORWITH	CHUX296
04/01/08	04/21/08	003253649	53826	67,080	51,820	15,260	22.7%	COPR	HORWITH	CHUX296
04/01/08	04/21/08	003253650	53827	31,200	49,600	(18,400)	-59.0%	COPR	HORWITH	CHUX296
04/01/08	04/21/08	003253651	53828	68,500	50,520	17,980	26.2%	COPR	HORWITH	CEFX35835
04/01/08	04/21/08	003253652	53829	63,420	51,000	12,420	19.6%	COPR	HORWITH	CEFX35835
04/01/08	04/21/08	003253653	53830	33,460	52,020	(18,560)	-55.5%	COPR	HORWITH	CEFX35835
04/01/08	04/21/08	003253654	53831	33,480	51,540	(18,060)	-53.9%	COPR	HORWITH	CEFX35835
04/01/08	04/21/08	003253655	53832	18,380	51,340	(32,960)	-179.3%	COPR	HORWITH	JTLX250
04/01/08	04/21/08	003253656	53833	66,760	50,160	16,600	24.9%	COPR	HORWITH	JTLX250
04/01/08	04/21/08	003253657	53834	75,160	51,460	23,700	31.5%	COPR	HORWITH	JTLX250
04/01/08	04/21/08	003253658	53835	39,120	51,500	(12,380)	-31.6%	COPR	HORWITH	JTLX250

Honeywell

HONEYWELL SA-7 USE HAZARDOUS WASTE TRACKING (2006)										
Date Shipped	Date of Return Manifest	State Manifest	Man. Doc #	Facilty Manifest Weight (lbs)	Estimated Weight (lbs)	Manifest - Estimate (lbs)	Manifest - Estimate (%)	Material	Transporter	RAILCAR #
04/01/08	04/21/08	003253659	53836	46,280	48,780	(2,500)	-5.4%	COPR	HORWITH	JTLX30116
04/01/08	04/21/08	003253660	53837	9,100	48,060	(38,960)	-428.1%	COPR	HORWITH	JTLX30113
04/01/08	04/21/08	003253661	53838	75,820	49,240	26,580	35.1%	COPR	HORWITH	JTLX30113
04/01/08	04/21/08	003253662	53839	68,220	47,280	20,940	30.7%	COPR	HORWITH	JTLX30113
04/01/08	04/21/08	003253663	53840	42,920	52,140	(9,220)	-21.5%	COPR	HORWITH	JTLX30113
04/01/08	04/21/08	003253664	53841	37,020	49,500	(12,480)	-33.7%	COPR	HORWITH	JTLX30116
04/01/08	04/21/08	003253665	53842	75,900	49,060	26,840	35.4%	COPR	HORWITH	JTLX30116
04/01/08	04/21/08	003253666	53843	38,540	48,120	(9,580)	-24.9%	COPR	HORWITH	JTLX30116
04/01/08	04/21/08	003253667	53844	27,380	50,660	(23,280)	-85.0%	COPR	HORWITH	CHUX131
04/01/08	04/21/08	003253668	53845	67,920	51,620	16,300	24.0%	COPR	HORWITH	CHUX131
04/01/08	04/21/08	003253669	53846	75,980	49,440	26,540	34.9%	COPR	HORWITH	CHUX131
04/01/08	04/21/08	003253670	53847	29,580	51,880	(22,300)	-75.4%	COPR	HORWITH	CHUX131
04/01/08	04/21/08	003253671	53848	19,940	50,000	(30,060)	-150.8%	COPR	HORWITH	NRLX527551
04/01/08	04/21/08	003253672	53849	62,080	48,060	14,020	22.6%	COPR	HORWITH	NRLX527551
04/01/08	04/21/08	003253673	53850	66,620	50,980	15,640	23.5%	COPR	HORWITH	NRLX527551
04/01/08	04/21/08	003253674	53851	48,660	49,320	(660)	-1.4%	COPR	HORWITH	NRLX527551
04/01/08	04/21/08	003253675	53852	75,980	51,560	24,420	32.1%	COPR	HORWITH	CITX300020
04/01/08	04/21/08	003253676	53853	75,620	49,500	26,120	34.5%	COPR	HORWITH	CITX300020
04/01/08	04/21/08	003253677	53854	24,400	50,300	(25,900)	-106.1%	COPR	HORWITH	CITX300020
04/01/08	04/21/08	003253678	53855	24,400	49,780	(25,380)	-104.0%	COPR	HORWITH	CITX300020
04/01/08	04/21/08	003253679	53856	51,420	50,420	1,000	1.9%	COPR	HORWITH	CHUX146
04/01/08	04/21/08	003253680	53857	76,300	52,480	23,820	31.2%	COPR	HORWITH	CHUX146
04/01/08	04/21/08	003253681	53858	38,360	50,920	(12,560)	-32.7%	COPR	HORWITH	CHUX146
04/01/08	04/21/08	003253682	53859	36,840	50,940	(14,100)	-38.3%	COPR	HORWITH	CHUX146
04/01/08	04/21/08	003253683	53860	42,080	48,880	(6,800)	-16.2%	COPR	HORWITH	NRLX526103
04/01/08	04/21/08	003253684	53861	76,660	50,220	26,440	34.5%	COPR	HORWITH	NRLX526103
04/01/08	04/21/08	003253685	53862	68,560	50,580	17,980	26.2%	COPR	HORWITH	JTLX30159
04/01/08	04/21/08	003253686	53863	66,640	51,300	15,340	23.0%	COPR	HORWITH	NRLX526103
04/01/08	04/21/08	003253687	53864	16,240	50,200	(33,960)	-209.1%	COPR	HORWITH	NRLX526103
04/01/08	04/21/08	003253688	53865	37,580	50,320	(12,740)	-33.9%	COPR	HORWITH	JTLX30159
04/01/08	04/21/08	003253689	53866	76,340	50,100	26,240	34.4%	COPR	HORWITH	JTLX30159
04/01/08	04/21/08	003253690	53867	19,800	50,080	(30,280)	-152.9%	COPR	HORWITH	JTLX30159
04/01/08	04/21/08	003253691	53868	58,940	50,020	8,920	15.1%	COPR	HORWITH	CITX300136
04/02/08	04/21/08	003253692	53869	69,220	49,780	19,440	28.1%	COPR	HORWITH	JTLX74
04/02/08	04/21/08	003253693	53870	67,320	48,400	18,920	28.1%	COPR	HORWITH	JTLX74
04/02/08	04/21/08	003253694	53871	27,720	50,400	(22,680)	-81.8%	COPR	HORWITH	JTLX74
04/02/08	04/21/08	003253695	53872	27,720	48,900	(21,180)	-76.4%	COPR	HORWITH	JTLX74
04/02/08	04/21/08	003253696	53873	13,360	50,320	(36,960)	-276.6%	COPR	HORWITH	CHUX323
04/02/08	04/21/08	003253697	53874	67,560	48,040	19,520	28.9%	COPR	HORWITH	CHUX323
04/02/08	04/21/08	003253698	53875	68,500	51,760	16,740	24.4%	COPR	HORWITH	CHUX323
04/02/08	04/21/08	003253699	53876	45,360	48,000	(2,640)	-5.8%	COPR	HORWITH	CHUX323
04/02/08	04/21/08	003253700	53877	16,180	50,560	(34,380)	-212.5%	COPR	HORWITH	CHUX143
04/02/08	04/21/08	003253701	53878	69,240	52,180	17,060	24.6%	COPR	HORWITH	CHUX143
04/02/08	04/21/08	003253702	53879	67,600	52,380	15,220	22.5%	COPR	HORWITH	CHUX143
04/02/08	04/21/08	003253703	53880	47,760	52,600	(4,840)	-10.1%	COPR	HORWITH	CHUX143
04/02/08	04/21/08	003253704	53881	19,500	50,920	(31,420)	-161.1%	COPR	HORWITH	JTLX30143
04/02/08	04/21/08	003253705	53882	68,080	49,880	18,200	26.7%	COPR	HORWITH	JTLX30143
04/02/08	04/21/08	003253706	53883	66,680	50,340	16,340	24.5%	COPR	HORWITH	JTLX30143
04/02/08	04/21/08	003253707	53884	67,540	48,880	18,660	27.6%	COPR	HORWITH	JTLX30161
04/02/08	04/21/08	003253708	53885	53,420	50,900	2,520	4.7%	COPR	HORWITH	JTLX30143
04/02/08	04/21/08	003253709	53886	68,540	50,100	18,440	26.9%	COPR	HORWITH	JTLX30161
04/02/08	04/21/08	003253710	53887	33,860	50,960	(17,100)	-50.5%	COPR	HORWITH	JTLX30161
04/02/08	04/21/08	003253711	53888	33,880	51,340	(17,460)	-51.5%	COPR	HORWITH	JTLX30161
04/02/08	04/21/08	003253712	53889	68,780	50,980	17,800	25.9%	COPR	HORWITH	CEFX35236
04/02/08	04/21/08	003253713	53890	33,480	49,900	(16,420)	-49.0%	COPR	HORWITH	CEFX35236
04/02/08	04/21/08	003253714	53891	69,720	48,480	21,240	30.5%	COPR	HORWITH	CEFX35236
04/02/08	04/21/08	003253715	53892	33,500	51,540	(18,040)	-53.9%	COPR	HORWITH	CEFX35236
04/02/08	04/21/08	003253716	53893	67,740	50,920	16,820	24.8%	COPR	HORWITH	CHUX140
04/02/08	04/21/08	003253717	53894	68,120	52,220	15,900	23.3%	COPR	HORWITH	CHUX140
04/02/08	04/21/08	003253718	53895	33,900	49,240	(15,340)	-45.3%	COPR	HORWITH	CHUX140
04/02/08	04/21/08	003253719	53896	33,900	51,380	(17,480)	-51.6%	COPR	HORWITH	CHUX140
04/02/08	04/21/08	003253720	53897	67,660	50,100	17,560	26.0%	COPR	HORWITH	CITX300136
04/02/08	04/21/08	003253721	53898	33,920	48,880	(14,960)	-44.1%	COPR	HORWITH	CITX300136
04/02/08	04/21/08	003253722	53899	33,940	49,440	(15,500)	-45.7%	COPR	HORWITH	CITX300136
04/02/08	04/21/08	003253723	53900	68,000	51,100	16,900	24.9%	COPR	HORWITH	NRLX528363
04/02/08	04/21/08	003253724	53901	68,440	50,000	18,440	26.9%	COPR	HORWITH	NRLX528363
04/02/08	04/29/08	003253725	53902	43,920	49,140	(5,220)	-11.9%	COPR	HORWITH	CITX300102
04/02/08	04/21/08	003253726	53903	33,860	48,860	(15,000)	-44.3%	COPR	HORWITH	NRLX528363
04/02/08	04/21/08	003253727	53904	33,860	49,580	(15,720)	-46.4%	COPR	HORWITH	NRLX528363
04/02/08	04/29/08	003253728	53905	68,200	48,460	19,740	28.9%	COPR	HORWITH	CITX300102
04/02/08	04/29/08	003253729	53906	66,960	49,700	17,260	25.8%	COPR	HORWITH	CITX300102
04/02/08	04/29/08	003253730	53907	17,600	50,120	(32,520)	-184.8%	COPR	HORWITH	CITX300102
04/02/08	04/29/08	003253731	53908	47,680	52,340	(4,660)	-9.8%	COPR	HORWITH	NRLX585639
04/02/08	04/29/08	003253732	53909	66,800	50,420	16,380	24.5%	COPR	HORWITH	NRLX585639
04/02/08	04/29/08	003253733	53910	66,760	50,260	16,500	24.7%	COPR	HORWITH	NRLX585639
04/02/08	04/29/08	003253734	53911	20,680	49,320	(28,640)	-138.5%	COPR	HORWITH	NRLX585639
04/02/08	04/21/08	003253735	53912	57,120	49,840	7,280	12.7%	COPR	HORWITH	NRLX527570
04/02/08	04/21/08	003253736	53913	69,260	51,740	17,520	25.3%	COPR	HORWITH	NRLX527570
04/02/08	04/21/08	003253737	53914	65,860	51,900	13,960	21.2%	COPR	HORWITH	NRLX527570
04/02/08	04/21/08	003253738	53915	8,040	48,560	(40,520)	-504.0%	COPR	HORWITH	NRLX527570
04/02/08	04/21/08	003253739	53916	49,300	48,880	420	0.9%	COPR	HORWITH	NRLX527489
04/02/08	04/21/08	003253740	53917	67,740	52,400	15,340	22.6%	COPR	HORWITH	NRLX527489
04/02/08	04/21/08	003253741	53918	69,660	49,800	19,860	28.5%	COPR	HORWITH	NRLX527489

HONEYWELL SA-7 USE HAZARDOUS WASTE TRACKING (2006)										
Date Shipped	Date of Return Manifest	State Manifest	Man. Doc #	Facilty Manifest Weight (lbs)	Estimated Weight (lbs)	Manifest - Estimate (lbs)	Manifest - Estimate (%)	Material	Transporter	RAILCAR #
04/02/08	04/21/08	003253742	53919	10,880	48,820	(37,940)	-348.7%	COPR	HORWITH	NRLX527489
04/02/08	04/21/08	003253743	53920	45,380	49,040	(3,660)	-8.1%	COPR	HORWITH	JTLX273
04/02/08	04/21/08	003253744	53921	68,760	52,140	16,620	24.2%	COPR	HORWITH	JTLX273
04/02/08	04/21/08	003253745	53922	68,180	49,140	19,040	27.9%	COPR	HORWITH	JTLX273
04/02/08	04/21/08	003253746	53923	19,180	51,260	(32,080)	-167.3%	COPR	HORWITH	JTLX273
04/02/08	04/21/08	003253747	53924	39,200	48,880	(9,680)	-24.7%	COPR	HORWITH	NRLX526064
04/02/08	04/21/08	003253748	53925	67,580	48,840	18,740	27.7%	COPR	HORWITH	NRLX526064
04/02/08	04/21/08	003253749	53926	66,860	49,460	17,400	26.0%	COPR	HORWITH	NRLX526064
04/02/08	04/21/08	003253750	53927	19,460	48,140	(28,680)	-147.4%	COPR	HORWITH	NRLX526064
04/02/08	04/21/08	003253751	53928	66,560	52,120	14,440	21.7%	COPR	HORWITH	JTLX30125
04/02/08	04/21/08	003253752	53929	65,860	52,160	13,700	20.8%	COPR	HORWITH	JTLX30125
04/02/08	04/21/08	003253753	53930	34,800	52,620	(17,820)	-51.2%	COPR	HORWITH	JTLX30125
04/02/08	04/21/08	003253754	53931	34,800	49,380	(14,580)	-41.9%	COPR	HORWITH	JTLX30125
04/02/08	04/21/08	003253755	53932	29,640	47,300	(17,660)	-59.6%	COPR	HORWITH	NRLX526183
04/02/08	04/21/08	003253756	53933	69,140	51,800	17,340	25.1%	COPR	HORWITH	NRLX526183
04/02/08	04/21/08	003253757	53934	68,760	50,160	18,600	27.1%	COPR	HORWITH	NRLX526183
04/03/08	04/21/08	003253758	53935	37,320	48,020	(10,700)	-28.7%	COPR	HORWITH	CHUX152
04/03/08	04/21/08	003253759	53936	76,220	48,780	27,440	36.0%	COPR	HORWITH	CHUX152
04/03/08	04/21/08	003253760	53937	67,340	49,380	17,960	26.7%	COPR	HORWITH	CHUX152
04/03/08	04/21/08	003253761	53938	15,960	50,660	(34,700)	-217.4%	COPR	HORWITH	CHUX152
04/03/08	04/21/08	003253762	53939	37,240	49,460	(12,220)	-32.8%	COPR	HORWITH	CHUX219
04/03/08	04/21/08	003253763	53940	68,260	49,920	18,340	26.9%	COPR	HORWITH	CHUX219
04/03/08	04/21/08	003253764	53941	61,740	50,340	11,400	18.5%	COPR	HORWITH	CHUX219
04/03/08	04/21/08	003253765	53942	29,320	51,300	(21,980)	-75.0%	COPR	HORWITH	CHUX219
04/03/08	04/21/08	003253766	53943	13,700	51,020	(37,320)	-272.4%	COPR	HORWITH	NRLX527827
04/03/08	04/21/08	003253767	53944	75,280	51,280	24,000	31.9%	COPR	HORWITH	NRLX527827
04/03/08	04/21/08	003253768	53945	75,900	52,460	23,440	30.9%	COPR	HORWITH	NRLX527827
04/03/08	04/21/08	003253769	53946	38,740	50,880	(12,140)	-31.3%	COPR	HORWITH	NRLX527827
04/03/08	04/21/08	003253770	53947	18,780	51,060	(32,280)	-171.9%	COPR	HORWITH	NRLX527920
04/03/08	04/21/08	003253771	53948	66,480	50,140	16,340	24.6%	COPR	HORWITH	NRLX527920
04/03/08	04/21/08	003253772	53949	76,360	49,900	26,460	34.7%	COPR	HORWITH	NRLX527920
04/03/08	04/21/08	003253773	53950	37,500	49,860	(12,360)	-33.0%	COPR	HORWITH	NRLX527920
04/03/08	04/21/08	003253774	53951	30,340	50,920	(20,580)	-67.8%	COPR	HORWITH	DJLX98524
04/03/08	04/21/08	003253787	53952	76,140	47,760	28,380	37.3%	COPR	HORWITH	CITX300121
04/03/08	04/21/08	003253776	53953	67,560	49,820	17,740	26.3%	COPR	HORWITH	DJLX98524
04/03/08	04/21/08	003253777	53954	66,700	51,100	15,600	23.4%	COPR	HORWITH	DJLX98524
04/03/08	04/21/08	003253778	53955	37,700	50,660	(12,960)	-34.4%	COPR	HORWITH	DJLX98524
04/03/08	04/21/08	003253779	53956	22,340	52,120	(29,780)	-133.3%	COPR	HORWITH	JTLX30114
04/03/08	04/21/08	003253780	53957	69,500	48,320	21,180	30.5%	COPR	HORWITH	JTLX30114
04/03/08	04/21/08	003253781	53958	37,100	50,920	(13,820)	-37.3%	COPR	HORWITH	JTLX30114
04/03/08	04/21/08	003253782	53959	67,980	51,280	16,700	24.6%	COPR	HORWITH	JTLX30114
04/03/08	04/21/08	003253783	53960	11,380	50,100	(38,720)	-340.2%	COPR	HORWITH	NRLX527484
04/03/08	04/21/08	003253784	53961	75,600	51,380	24,220	32.0%	COPR	HORWITH	NRLX527484
04/03/08	04/21/08	003253785	53962	68,580	51,140	17,440	25.4%	COPR	HORWITH	NRLX527484
04/03/08	04/21/08	003253786	53963	43,820	51,240	(7,420)	-16.9%	COPR	HORWITH	NRLX527484
04/03/08	04/21/08	003253788	53964	30,680	50,400	(19,720)	-64.3%	COPR	HORWITH	CITX300121
04/03/08	04/21/08	003253789	53965	75,740	50,680	25,060	33.1%	COPR	HORWITH	CITX300121
04/03/08	04/21/08	003253790	53966	12,200	48,800	(36,600)	-300.0%	COPR	HORWITH	CITX300121
04/03/08	04/21/08	003253791	53967	38,300	49,440	(11,140)	-29.1%	COPR	HORWITH	JTLX156
04/03/08	04/21/08	003253792	53968	63,720	48,640	15,080	23.7%	COPR	HORWITH	JTLX156
04/03/08	04/21/08	003253793	53969	68,580	49,920	18,660	27.2%	COPR	HORWITH	JTLX156
04/03/08	04/21/08	003253794	53970	26,120	49,620	(23,500)	-90.0%	COPR	HORWITH	JTLX156
04/03/08	04/21/08	003253795	53971	36,300	51,320	(15,020)	-41.4%	COPR	HORWITH	CITX300148
04/03/08	04/21/08	003253796	53972	67,660	48,060	19,600	29.0%	COPR	HORWITH	CITX300148
04/03/08	04/21/08	003253799	53973	67,360	51,820	15,540	23.1%	COPR	HORWITH	CITX300148
04/03/08	04/21/08	003253800	53974	27,740	50,220	(22,480)	-81.0%	COPR	HORWITH	CITX300148
04/03/08	04/21/08	003253801	53975	30,940	50,400	(19,460)	-62.9%	COPR	HORWITH	NRLX526183
04/03/08	04/21/08	003253802	53976	49,880	51,200	(1,320)	-2.6%	COPR	HORWITH	CITX300123
04/03/08	04/21/08	003253803	53977	68,600	50,580	18,020	26.3%	COPR	HORWITH	CITX300123
04/03/08	04/21/08	003253804	53978	66,560	50,600	15,960	24.0%	COPR	HORWITH	CITX300123
04/03/08	04/21/08	003253805	53979	18,240	51,780	(33,540)	-183.9%	COPR	HORWITH	CITX300123
04/03/08	04/21/08	003253806	53980	60,020	49,980	10,040	16.7%	COPR	HORWITH	NDYX320342
04/03/08	04/21/08	003253807	53981	74,860	51,480	23,380	31.2%	COPR	HORWITH	NDYX320342
04/03/08	04/21/08	003253808	53982	39,480	51,780	(12,300)	-31.2%	COPR	HORWITH	NDYX320342
04/03/08	04/21/08	003253809	53983	25,060	50,720	(25,660)	-102.4%	COPR	HORWITH	NDYX320342
04/03/08	04/21/08	003253810	53984	37,040	49,980	(12,940)	-34.9%	COPR	HORWITH	JTLX30137
04/03/08	04/21/08	003253811	53985	76,000	51,000	25,000	32.9%	COPR	HORWITH	JTLX30137
04/03/08	04/21/08	003253812	53986	62,680	50,940	11,740	18.7%	COPR	HORWITH	JTLX30137
04/03/08	04/21/08	003253813	53987	25,700	50,380	(24,680)	-96.0%	COPR	HORWITH	JTLX30137
04/03/08	04/21/08	003253814	53988	14,480	51,960	(37,480)	-258.8%	COPR	HORWITH	CHUX268
04/03/08	04/21/08	003253815	53989	67,740	49,580	18,160	26.8%	COPR	HORWITH	CHUX268
04/03/08	04/21/08	003253816	53990	76,420	49,400	27,020	35.4%	COPR	HORWITH	CHUX268
04/03/08	04/21/08	003253817	53991	38,560	51,120	(12,560)	-32.6%	COPR	HORWITH	CHUX268
04/03/08	04/21/08	003253818	53992	64,100	49,800	14,300	22.3%	COPR	HORWITH	DJLX98509
04/03/08	04/21/08	003253819	53993	76,240	51,040	25,200	33.1%	COPR	HORWITH	DJLX98509
04/03/08	04/21/08	003253820	53994	38,840	50,600	(11,760)	-30.3%	COPR	HORWITH	DJLX98509
04/03/08	04/21/08	003253821	53995	22,860	51,200	(28,340)	-124.0%	COPR	HORWITH	DJLX98509
04/03/08	04/21/08	003253822	53996	32,440	50,900	(18,460)	-56.9%	COPR	HORWITH	JTLX283
04/03/08	04/21/08	003253823	53997	63,160	49,940	13,220	20.9%	COPR	HORWITH	JTLX283
04/03/08	04/21/08	003253824	53998	67,760	49,840	17,920	26.4%	COPR	HORWITH	JTLX283
04/04/08	04/25/08	003253825	53999	16,740	50,780	(34,040)	-203.3%	COPR	HORWITH	CHUX283
04/04/08	04/25/08	003253826	54000	62,280	50,600	11,680	18.8%	COPR	HORWITH	CHUX283
04/04/08	04/25/08	003253827	54001	11,500	50,100	(38,600)	-335.7%	COPR	HORWITH	CHUX283
04/04/08	04/21/08	003253828	54002	29,960	51,100	(21,140)	-70.6%	COPR	HORWITH	NRLX526562

Honeywell

HONEYWELL SA-7 USE HAZARDOUS WASTE TRACKING (2006)										
Date Shipped	Date of Return Manifest	State Manifest	Man. Doc #	Facilty Manifest Weight (lbs)	Estimated Weight (lbs)	Manifest - Estimate (lbs)	Manifest - Estimate (%)	Material	Transporter	RAILCAR #
04/04/08	04/25/08	003253829	54003	108,260	50,420	57,840	53.4%	COPR	HORWITH	CHUX283
04/04/08	04/21/08	003253830	54004	60,360	48,780	11,580	19.2%	COPR	HORWITH	NRLX526562
04/04/08	04/21/08	003253831	54005	75,240	48,900	26,340	35.0%	COPR	HORWITH	NRLX526562
04/04/08	04/21/08	003253832	54006	29,960	49,640	(19,680)	-65.7%	COPR	HORWITH	NRLX526562
04/04/08	04/29/08	003253833	54007	36,960	50,580	(13,620)	-36.9%	COPR	HORWITH	NDYX320459
04/04/08	04/29/08	003253834	54008	75,920	51,040	24,880	32.8%	COPR	HORWITH	NDYX320459
04/04/08	04/29/08	003253835	54009	67,120	50,380	16,740	24.9%	COPR	HORWITH	NDYX320459
04/04/08	04/29/08	003253836	54010	22,060	50,800	(28,740)	-130.3%	COPR	HORWITH	NDYX320459
04/04/08	04/21/08	003253837	54011	36,800	49,380	(12,580)	-34.2%	COPR	HORWITH	CEFX35841
04/04/08	04/21/08	003253838	54012	75,240	49,820	25,420	33.8%	COPR	HORWITH	CEFX35841
04/04/08	04/21/08	003253839	54013	67,360	50,660	16,700	24.8%	COPR	HORWITH	CEFX35841
04/04/08	04/21/08	003253840	54014	16,040	49,940	(33,900)	-211.3%	COPR	HORWITH	CEFX35841
04/04/08	04/21/08	003253841	54015	75,340	48,040	27,300	36.2%	COPR	HORWITH	NRLX526164
04/04/08	04/21/08	003253842	54016	76,160	48,320	27,840	36.6%	COPR	HORWITH	NRLX526164
04/04/08	04/21/08	003253843	54017	19,160	51,120	(31,960)	-166.8%	COPR	HORWITH	NRLX526164
04/04/08	04/21/08	003253844	54018	19,160	48,540	(29,380)	-153.3%	COPR	HORWITH	NRLX526164
04/04/08	04/21/08	003253845	54019	57,740	49,280	8,460	14.7%	COPR	HORWITH	NDYX320318
04/04/08	04/21/08	003253846	54020	67,320	49,300	18,020	26.8%	COPR	HORWITH	NDYX320318
04/04/08	04/21/08	003253847	54021	37,840	49,480	(11,640)	-30.8%	COPR	HORWITH	NDYX320318
04/04/08	04/21/08	003253848	54022	37,860	51,160	(13,300)	-35.1%	COPR	HORWITH	NDYX320318
04/04/08	04/25/08	003253849	54023	41,060	48,640	(7,580)	-18.5%	COPR	HORWITH	CHUX104
04/04/08	04/25/08	003253850	54024	66,960	50,960	16,000	23.9%	COPR	HORWITH	CHUX104
04/04/08	04/25/08	003253851	54025	67,680	51,340	16,340	24.1%	COPR	HORWITH	CHUX104
04/04/08	04/25/08	003253852	54026	26,640	52,260	(25,620)	-96.2%	COPR	HORWITH	CHUX104
04/04/08	04/25/08	003253853	54027	32,060	49,720	(17,660)	-55.1%	COPR	HORWITH	NRLX526067
04/04/08	04/25/08	003253854	54028	69,020	50,060	18,960	27.5%	COPR	HORWITH	NRLX526067
04/04/08	04/25/08	003253855	54029	70,020	48,780	21,240	30.3%	COPR	HORWITH	NRLX526067
04/04/08	04/25/08	003253856	54030	26,240	51,460	(25,220)	-96.1%	COPR	HORWITH	NRLX526067
04/04/08	04/25/08	003253857	54031	47,840	49,940	(2,100)	-4.4%	COPR	HORWITH	CHUX202
04/04/08	04/25/08	003253858	54032	68,300	49,660	18,640	27.3%	COPR	HORWITH	CHUX202
04/04/08	04/25/08	003253859	54033	65,500	48,000	17,500	26.7%	COPR	HORWITH	CHUX202
04/04/08	04/25/08	003253860	54034	16,900	50,460	(33,560)	-198.6%	COPR	HORWITH	CHUX202
04/04/08	04/25/08	003253861	54035	48,780	50,940	(2,160)	-4.4%	COPR	HORWITH	CEFX35239
04/04/08	04/25/08	003253862	54036	67,500	50,940	16,560	24.5%	COPR	HORWITH	CEFX35239
04/04/08	04/25/08	003253863	54037	67,960	49,600	18,360	27.0%	COPR	HORWITH	CEFX35239
04/04/08	04/25/08	003253864	54038	18,600	52,340	(33,740)	-181.4%	COPR	HORWITH	CEFX35239
04/04/08	04/25/08	003253865	54039	45,780	50,840	(5,060)	-11.1%	COPR	HORWITH	CHUX155
04/04/08	04/25/08	003253866	54040	68,380	50,300	18,080	26.4%	COPR	HORWITH	CHUX155
04/04/08	04/25/08	003253867	54041	19,920	52,000	(32,080)	-161.0%	COPR	HORWITH	CHUX155
04/04/08	04/25/08	003253868	54042	69,140	52,160	16,980	24.6%	COPR	HORWITH	CHUX155
04/04/08	04/25/08	003253869	54043	39,980	51,340	(11,360)	-28.4%	COPR	HORWITH	CHUX322
04/04/08	04/25/08	003253870	54044	67,000	49,860	17,140	25.6%	COPR	HORWITH	CHUX322
04/04/08	04/25/08	003253871	54045	68,320	49,380	18,940	27.7%	COPR	HORWITH	CHUX322
04/04/08	04/25/08	003253872	54046	22,540	49,940	(27,400)	-121.6%	COPR	HORWITH	CHUX322
04/04/08	04/25/08	003253873	54047	36,160	51,160	(15,000)	-41.5%	COPR	HORWITH	JTLX283
04/04/08	05/05/08	003253874	54048	56,220	50,440	5,780	10.3%	COPR	HORWITH	NRLX528071
04/04/08	05/05/08	003253875	54049	67,800	50,980	16,820	24.8%	COPR	HORWITH	NRLX528071
04/04/08	05/05/08	003253876	54050	11,380	51,900	(40,520)	-356.1%	COPR	HORWITH	NRLX528071
04/04/08	05/05/08	003253877	54051	66,660	49,340	17,320	26.0%	COPR	HORWITH	NRLX528071
04/04/08	04/25/08	003253878	54052	30,360	50,740	(20,380)	-67.1%	COPR	HORWITH	CEFX35243
04/04/08	04/25/08	003253879	54053	67,120	51,020	16,100	24.0%	COPR	HORWITH	CEFX35243
04/04/08	04/25/08	003253880	54054	67,940	51,120	16,820	24.8%	COPR	HORWITH	CEFX35243
04/04/08	04/25/08	003253881	54055	35,140	50,140	(15,000)	-42.7%	COPR	HORWITH	CEFX35243
04/04/08	04/25/08	003253882	54056	26,680	49,480	(22,800)	-85.5%	COPR	HORWITH	CHUX292
04/04/08	04/25/08	003253883	54057	68,640	50,780	17,860	26.0%	COPR	HORWITH	CHUX292
04/04/08	04/25/08	003253884	54058	68,480	50,960	17,520	25.6%	COPR	HORWITH	CHUX292
04/04/08	04/25/08	003253885	54059	37,120	51,180	(14,060)	-37.9%	COPR	HORWITH	CHUX292
04/04/08	04/25/08	003253886	54060	50,720	49,480	1,240	2.4%	COPR	HORWITH	CITX300109
04/04/08	04/25/08	003253887	54061	68,580	50,760	17,820	26.0%	COPR	HORWITH	CITX300109
04/04/08	04/25/08	003253888	54062	68,860	50,380	18,480	26.8%	COPR	HORWITH	CITX300109
04/04/08	04/25/08	003253889	54063	8,940	49,540	(40,600)	-454.1%	COPR	HORWITH	CITX300109
04/04/08	04/29/08	003253890	54064	9,580	51,560	(41,980)	-438.2%	COPR	HORWITH	JTLX118
04/07/08	04/29/08	003253891	54065	61,480	50,760	10,720	17.4%	COPR	HORWITH	JTLX118
04/07/08	04/29/08	003253892	54066	66,500	50,960	15,540	23.4%	COPR	HORWITH	JTLX118
04/07/08	04/29/08	003253893	54067	66,820	49,720	17,100	25.6%	COPR	HORWITH	JTLX118
04/07/08	04/29/08	003253894	54068	68,640	49,960	18,680	27.2%	COPR	HORWITH	CHUX330
04/07/08	04/29/08	003253895	54069	68,240	49,980	18,260	26.8%	COPR	HORWITH	CHUX330
04/07/08	04/29/08	003253896	54070	29,380	50,300	(20,920)	-71.2%	COPR	HORWITH	CHUX330
04/07/08	04/29/08	003253897	54071	29,400	50,980	(21,580)	-73.4%	COPR	HORWITH	CHUX330
04/07/08	04/29/08	003253898	54072	54,040	50,780	3,260	6.0%	COPR	HORWITH	CEFX35833
04/07/08	04/29/08	003253899	54073	75,480	51,720	23,760	31.5%	COPR	HORWITH	CEFX35833
04/07/08	04/29/08	003253900	54074	37,980	50,960	(12,980)	-34.2%	COPR	HORWITH	CEFX35833
04/07/08	04/29/08	003253901	54075	37,980	51,600	(13,620)	-35.9%	COPR	HORWITH	CEFX35833
04/07/08	04/29/08	003253902	54076	16,020	52,460	(36,440)	-227.5%	COPR	HORWITH	CHUX325
04/07/08	04/29/08	003253903	54077	75,380	52,000	23,380	31.0%	COPR	HORWITH	CHUX325
04/07/08	04/29/08	003253904	54078	76,120	50,860	25,260	33.2%	COPR	HORWITH	CHUX325
04/07/08	04/29/08	003253905	54079	31,260	49,600	(18,340)	-58.7%	COPR	HORWITH	CHUX325
04/07/08	04/29/08	003253906	54080	36,680	48,900	(12,220)	-33.3%	COPR	HORWITH	NRLX527994
04/07/08	04/29/08	003253907	54081	76,160	49,480	26,680	35.0%	COPR	HORWITH	NRLX527994
04/07/08	04/29/08	003253908	54082	76,520	51,460	25,060	32.7%	COPR	HORWITH	NRLX527994

Honeywell

HONEYWELL SA-7 USE HAZARDOUS WASTE TRACKING (2006)										
Date Shipped	Date of Return Manifest	State Manifest	Man. Doc #	Facilty Manifest Weight (lbs)	Estimated Weight (lbs)	Manifest - Estimate (lbs)	Manifest - Estimate (%)	Material	Transporter	RAILCAR #
04/07/08	04/29/08	003253909	54083	6,860	49,720	(42,860)	-624.8%	COPR	HORWITH	NRLX527994
04/07/08	04/29/08	003253910	54084	67,440	51,380	16,060	23.8%	COPR	HORWITH	NRLX527823
04/07/08	04/29/08	003253911	54085	35,760	50,280	(14,520)	-40.6%	COPR	HORWITH	NRLX527823
04/07/08	04/29/08	003253912	54086	66,600	50,260	16,340	24.5%	COPR	HORWITH	NRLX527823
04/07/08	04/29/08	003253913	54087	27,840	49,840	(22,000)	-79.0%	COPR	HORWITH	NRLX527823
04/07/08	04/29/08	003253914	54088	36,100	51,020	(14,920)	-41.3%	COPR	HORWITH	CEFX35836
04/07/08	04/29/08	003253915	54089	66,440	51,260	15,180	22.8%	COPR	HORWITH	CEFX35836
04/07/08	04/29/08	003253916	54090	66,820	51,000	15,820	23.7%	COPR	HORWITH	CEFX35836
04/07/08	04/29/08	003253917	54091	67,100	49,820	17,280	25.8%	COPR	HORWITH	NRLX528334
04/07/08	04/29/08	003253918	54092	29,260	50,340	(21,080)	-72.0%	COPR	HORWITH	CEFX35836
04/07/08	04/29/08	003253919	54093	29,540	48,000	(18,460)	-62.5%	COPR	HORWITH	NRLX528334
04/07/08	04/29/08	003253920	54094	67,940	50,480	17,460	25.7%	COPR	HORWITH	NRLX528334
04/07/08	04/29/08	003253921	54095	29,520	49,700	(20,180)	-68.4%	COPR	HORWITH	NRLX528334
04/07/08	05/05/08	003253922	54096	45,980	51,420	(5,440)	-11.8%	COPR	HORWITH	CHUX197
04/07/08	05/05/08	003253923	54097	64,040	51,520	12,520	19.6%	COPR	HORWITH	CHUX197
04/07/08	05/05/08	003253924	54098	66,820	50,780	16,040	24.0%	COPR	HORWITH	CHUX197
04/07/08	05/05/08	003253925	54099	23,000	50,360	(27,360)	-119.0%	COPR	HORWITH	CHUX197
04/07/08	05/05/08	003253926	54100	39,200	51,000	(11,800)	-30.1%	COPR	HORWITH	CHUX225
04/07/08	05/05/08	003253927	54101	69,000	48,600	20,400	29.6%	COPR	HORWITH	CHUX225
04/07/08	05/05/08	003253928	54102	66,380	49,500	16,880	25.4%	COPR	HORWITH	CHUX225
04/07/08	05/05/08	003253929	54103	21,640	49,860	(28,220)	-130.4%	COPR	HORWITH	CHUX225
04/07/08	04/29/08	003253930	54104	41,740	51,020	(9,280)	-22.2%	COPR	HORWITH	CHUX287
04/07/08	04/29/08	003253931	54105	67,440	51,780	15,660	23.2%	COPR	HORWITH	CHUX287
04/07/08	04/29/08	003253932	54106	68,160	52,220	15,940	23.4%	COPR	HORWITH	CHUX287
04/07/08	04/29/08	003253933	54107	28,380	52,020	(23,640)	-83.3%	COPR	HORWITH	CHUX287
04/07/08	04/29/08	003253934	54108	53,280	50,900	2,380	4.5%	COPR	HORWITH	CHUX180
04/07/08	04/29/08	003253935	54109	69,260	49,700	19,560	28.2%	COPR	HORWITH	CHUX180
04/07/08	04/29/08	003253936	54110	68,100	49,820	18,280	26.8%	COPR	HORWITH	CHUX180
04/07/08	04/29/08	003253937	54111	9,780	50,920	(41,140)	-420.7%	COPR	HORWITH	CHUX180
04/07/08	04/29/08	003253938	54112	50,060	50,860	(800)	-1.6%	COPR	HORWITH	JTLX30128
04/07/08	04/29/08	003253939	54113	67,340	49,240	18,100	26.9%	COPR	HORWITH	JTLX30128
04/07/08	04/29/08	003253940	54114	15,020	51,320	(36,300)	-241.7%	COPR	HORWITH	JTLX30128
04/07/08	04/29/08	003253941	54115	67,380	49,700	17,680	26.2%	COPR	HORWITH	JTLX30128
04/07/08	04/29/08	003253942	54116	21,420	51,500	(30,080)	-140.4%	COPR	HORWITH	CHUX138
04/07/08	04/29/08	003253943	54117	69,420	50,660	18,760	27.0%	COPR	HORWITH	CHUX138
04/07/08	04/29/08	003253944	54118	44,760	49,820	(5,060)	-11.3%	COPR	HORWITH	CHUX138
04/07/08	04/29/08	003253945	54119	66,260	51,520	14,740	22.2%	COPR	HORWITH	CHUX138
04/07/08	04/29/08	003253946	54120	40,900	50,580	(9,680)	-23.7%	COPR	HORWITH	CHUX279
04/07/08	04/29/08	003253947	54121	68,280	51,100	17,180	25.2%	COPR	HORWITH	CHUX279
04/07/08	04/29/08	003253948	54122	66,980	52,360	14,620	21.8%	COPR	HORWITH	CHUX279
04/07/08	04/29/08	003253949	54123	21,040	50,100	(29,060)	-138.1%	COPR	HORWITH	JTLX30171
04/07/08	04/29/08	003253950	54124	24,100	50,020	(25,920)	-107.6%	COPR	HORWITH	CHUX279
04/07/08	04/29/08	003253951	54125	68,720	51,620	17,100	24.9%	COPR	HORWITH	JTLX30171
04/07/08	04/29/08	003253952	54126	69,820	50,440	19,380	27.8%	COPR	HORWITH	JTLX30171
04/08/08	05/05/08	003253953	54127	58,360	50,680	7,680	13.2%	COPR	HORWITH	CEFX35843
04/08/08	05/05/08	003253954	54128	68,120	50,560	17,560	25.8%	COPR	HORWITH	CEFX35843
04/08/08	05/05/08	003253955	54129	61,700	51,300	10,400	16.9%	COPR	HORWITH	CEFX35843
04/08/08	05/05/08	003253956	54130	13,320	51,640	(38,320)	-287.7%	COPR	HORWITH	CEFX35843
04/08/08	05/05/08	003253957	54131	30,360	49,260	(18,900)	-62.3%	COPR	HORWITH	DJLX98504
04/08/08	05/05/08	003253958	54132	74,920	51,460	23,460	31.3%	COPR	HORWITH	DJLX98504
04/08/08	05/05/08	003253959	54133	76,240	52,040	24,200	31.7%	COPR	HORWITH	DJLX98504
04/08/08	05/05/08	003253960	54134	17,440	49,540	(32,100)	-184.1%	COPR	HORWITH	DJLX98504
04/08/08	04/29/08	003253961	54135	69,340	50,320	19,020	27.4%	COPR	HORWITH	CHUX261
04/08/08	04/29/08	003253962	54136	75,800	51,980	23,820	31.4%	COPR	HORWITH	CHUX261
04/08/08	04/29/08	003253963	54137	28,220	51,580	(23,360)	-82.8%	COPR	HORWITH	CHUX261
04/08/08	04/29/08	003253964	54138	28,220	52,340	(24,120)	-85.5%	COPR	HORWITH	CHUX261
04/08/08	04/29/08	003253965	54139	12,380	52,260	(39,880)	-322.1%	COPR	HORWITH	JTLX30151
04/08/08	04/29/08	003253966	54140	75,960	50,260	25,700	33.8%	COPR	HORWITH	JTLX30151
04/08/08	04/29/08	003253967	54141	67,400	50,860	16,540	24.5%	COPR	HORWITH	JTLX30151
04/08/08	04/29/08	003253968	54142	45,540	51,820	(6,280)	-13.8%	COPR	HORWITH	JTLX30151
04/08/08	05/05/08	003253969	54143	58,960	49,940	9,020	15.3%	COPR	HORWITH	JTLX30101
04/08/08	05/05/08	003253970	54144	69,100	50,600	18,500	26.8%	COPR	HORWITH	JTLX30101
04/08/08	05/05/08	003253971	54145	60,920	52,100	8,820	14.5%	COPR	HORWITH	JTLX30101
04/08/08	05/05/08	003253972	54146	10,700	51,760	(41,060)	-383.7%	COPR	HORWITH	JTLX30101
04/08/08	04/29/08	003253973	54147	53,320	51,860	1,460	2.7%	COPR	HORWITH	JTLX30109
04/08/08	04/29/08	003253974	54148	66,240	51,760	14,480	21.9%	COPR	HORWITH	JTLX30109
04/08/08	04/29/08	003253975	54149	68,300	49,780	18,520	27.1%	COPR	HORWITH	JTLX30109
04/08/08	04/29/08	003253976	54150	16,620	52,240	(35,620)	-214.3%	COPR	HORWITH	JTLX30109
04/08/08	04/29/08	003253977	54151	28,760	51,560	(22,800)	-79.3%	COPR	HORWITH	CHUX212
04/08/08	04/29/08	003253978	54152	68,900	51,320	17,580	25.5%	COPR	HORWITH	CHUX212
04/08/08	04/29/08	003253979	54153	69,360	52,020	17,340	25.0%	COPR	HORWITH	CHUX212
04/08/08	04/29/08	003253980	54154	39,160	52,260	(13,100)	-33.5%	COPR	HORWITH	CHUX212
04/08/08	04/29/08	003253981	54155	15,280	51,400	(36,120)	-236.4%	COPR	HORWITH	JTLX30115
04/08/08	04/29/08	003253982	54156	68,460	50,360	18,100	26.4%	COPR	HORWITH	JTLX30115

HONEYWELL SA-7 USE HAZARDOUS WASTE TRACKING (2006)										
Date Shipped	Date of Return Manifest	State Manifest	Man. Doc #	Facilty Manifest Weight (lbs)	Estimated Weight (lbs)	Manifest - Estimate (lbs)	Manifest - Estimate (%)	Material	Transporter	RAILCAR #
04/08/08	04/29/08	003253983	54157	67,720	50,060	17,660	26.1%	COPR	HORWITH	JTLX30115
04/08/08	04/29/08	003253984	54158	46,840	48,560	(1,720)	-3.7%	COPR	HORWITH	JTLX30115
04/08/08	04/29/08	003253985	54159	15,960	50,560	(34,600)	-216.8%	COPR	HORWITH	NRLX526207
04/08/08	04/29/08	003253986	54160	67,800	51,020	16,780	24.7%	COPR	HORWITH	NRLX526207
04/08/08	04/29/08	003253987	54161	64,680	50,500	14,180	21.9%	COPR	HORWITH	NRLX526207
04/08/08	04/29/08	003253988	54162	51,160	51,020	140	0.3%	COPR	HORWITH	NRLX526207
04/08/08	04/29/08	003253989	54163	15,120	51,800	(36,680)	-242.6%	COPR	HORWITH	NRLX526033
04/08/08	04/29/08	003253990	54164	74,820	49,980	24,840	33.2%	COPR	HORWITH	NRLX526033
04/08/08	04/29/08	003253991	54165	31,500	51,040	(19,540)	-62.0%	COPR	HORWITH	NRLX526033
04/08/08	04/29/08	003253992	54166	76,460	51,360	25,100	32.8%	COPR	HORWITH	NRLX526033
04/08/08	04/29/08	003253993	54167	75,900	52,440	23,460	30.9%	COPR	HORWITH	CHUX226
04/08/08	04/29/08	003253994	54168	67,020	50,680	16,340	24.4%	COPR	HORWITH	CHUX226
04/08/08	04/29/08	003253995	54169	30,220	51,640	(21,420)	-70.9%	COPR	HORWITH	CHUX226
04/08/08	04/29/08	003253996	54170	30,240	50,960	(20,720)	-68.5%	COPR	HORWITH	CHUX226
04/08/08	04/29/08	003253997	54171	76,260	51,700	24,560	32.2%	COPR	HORWITH	JTLX177
04/08/08	04/29/08	003253998	54172	67,540	51,460	16,080	23.8%	COPR	HORWITH	JTLX177
04/08/08	04/29/08	003253999	54173	30,140	52,480	(22,340)	-74.1%	COPR	HORWITH	JTLX177
04/08/08	04/29/08	003254000	54174	30,140	52,240	(22,100)	-73.3%	COPR	HORWITH	JTLX177
04/08/08	04/29/08	003254501	54175	27,140	51,940	(24,800)	-91.4%	COPR	HORWITH	NRLX527564
04/08/08	04/29/08	003254502	54176	68,720	51,400	17,320	25.2%	COPR	HORWITH	NRLX527564
04/08/08	04/29/08	003254503	54177	27,280	51,960	(24,680)	-90.5%	COPR	HORWITH	JTLX57
04/08/08	04/29/08	003254504	54178	68,200	50,780	17,420	25.5%	COPR	HORWITH	NRLX527564
04/08/08	04/29/08	003254505	54179	68,120	51,660	16,460	24.2%	COPR	HORWITH	JTLX57
04/08/08	04/29/08	003254506	54180	68,300	51,720	16,580	24.3%	COPR	HORWITH	JTLX57
04/08/08	04/29/08	003254507	54181	40,720	51,600	(10,880)	-26.7%	COPR	HORWITH	JTLX57
04/08/08	04/29/08	003254508	54182	38,120	51,560	(13,440)	-35.3%	COPR	HORWITH	NRLX527564
04/08/08	04/29/08	003254509	54183	68,180	52,380	15,800	23.2%	COPR	HORWITH	CHUX102
04/08/08	04/29/08	003254510	54184	68,000	50,660	17,340	25.5%	COPR	HORWITH	CHUX102
04/08/08	04/29/08	003254511	54185	39,260	52,220	(12,960)	-33.0%	COPR	HORWITH	CHUX102
04/08/08	05/14/08	003254512	54186	46,080	51,280	(5,200)	-11.3%	COPR	HORWITH	NRLX526288
04/08/08	04/29/08	003254513	54187	28,600	51,560	(22,960)	-80.3%	COPR	HORWITH	CHUX102
04/08/08	04/29/08	003254514	54188	39,480	49,820	(10,340)	-26.2%	COPR	HORWITH	JTLX30171
04/09/08	05/15/08	003254515	54189	47,880	49,100	(1,220)	-2.5%	COPR	HORWITH	NDYX320437
04/09/08	05/15/08	003254516	54190	67,020	51,140	15,880	23.7%	COPR	HORWITH	NDYX320437
04/09/08	05/15/08	003254517	54191	67,700	50,020	17,680	26.1%	COPR	HORWITH	NDYX320437
04/09/08	05/15/08	003254518	54192	18,200	51,120	(32,920)	-180.9%	COPR	HORWITH	NDYX320437
04/09/08	05/14/08	003254519	54193	69,240	51,540	17,700	25.6%	COPR	HORWITH	NRLX526288
04/09/08	05/14/08	003254520	54194	68,300	50,700	17,600	25.8%	COPR	HORWITH	NRLX526288
04/09/08	05/14/08	003254521	54195	19,560	52,120	(32,560)	-166.5%	COPR	HORWITH	NRLX526288
04/09/08	05/15/08	003254522	54196	76,280	50,600	25,680	33.7%	COPR	HORWITH	CEFX35824
04/09/08	05/15/08	003254523	54197	66,420	52,140	14,280	21.5%	COPR	HORWITH	CEFX35824
04/09/08	05/15/08	003254524	54198	29,900	51,360	(21,460)	-71.8%	COPR	HORWITH	CEFX35824
04/09/08	05/15/08	003254525	54199	29,900	52,260	(22,360)	-74.8%	COPR	HORWITH	CEFX35824
04/09/08	05/15/08	003254526	54200	42,760	50,960	(8,200)	-19.2%	COPR	HORWITH	JTLX30138
04/09/08	05/15/08	003254527	54201	69,420	49,680	19,740	28.4%	COPR	HORWITH	JTLX30138
04/09/08	05/15/08	003254528	54202	69,000	50,800	18,200	26.4%	COPR	HORWITH	JTLX30138
04/09/08	05/15/08	003254529	54203	17,700	50,580	(32,880)	-185.8%	COPR	HORWITH	JTLX30138
04/09/08	05/15/08	003254530	54204	62,980	50,120	12,860	20.4%	COPR	HORWITH	NDYX320445
04/09/08	05/15/08	003254531	54205	67,400	50,120	17,280	25.6%	COPR	HORWITH	NDYX320445
04/09/08	05/15/08	003254532	54206	34,540	50,240	(15,700)	-45.5%	COPR	HORWITH	NDYX320445
04/09/08	05/15/08	003254533	54207	34,520	49,240	(14,720)	-42.6%	COPR	HORWITH	NDYX320445
04/09/08	05/14/08	003254534	54208	58,800	50,220	8,580	14.6%	COPR	HORWITH	CHUX213
04/09/08	05/14/08	003254535	54209	67,700	51,480	16,220	24.0%	COPR	HORWITH	CHUX213
04/09/08	05/14/08	003254536	54210	66,580	50,620	15,960	24.0%	COPR	HORWITH	CHUX213
04/09/08	05/14/08	003254537	54211	5,480	49,400	(43,920)	-801.5%	COPR	HORWITH	CHUX213
04/09/08	05/15/08	003254538	54212	59,620	50,960	8,660	14.5%	COPR	HORWITH	JTLX30158
04/09/08	05/15/08	003254539	54213	68,480	51,300	17,180	25.1%	COPR	HORWITH	JTLX30158
04/09/08	05/15/08	003254540	54214	67,380	51,060	16,320	24.2%	COPR	HORWITH	JTLX30158
04/09/08	05/15/08	003254541	54215	8,020	52,300	(44,280)	-552.1%	COPR	HORWITH	JTLX30158
04/09/08	05/14/08	003254542	54216	54,540	50,560	3,980	7.3%	COPR	HORWITH	NRLX528242
04/09/08	05/14/08	003254543	54217	69,040	51,660	17,380	25.2%	COPR	HORWITH	NRLX528242
04/09/08	05/14/08	003254544	54218	68,560	49,460	19,100	27.9%	COPR	HORWITH	NRLX528242
04/09/08	05/14/08	003254545	54219	8,120	51,220	(43,100)	-530.8%	COPR	HORWITH	NRLX528242
04/09/08	05/15/08	003254546	54220	37,680	49,020	(11,340)	-30.1%	COPR	HORWITH	JTLX30102
04/09/08	05/15/08	003254547	54221	76,120	49,120	27,000	35.5%	COPR	HORWITH	JTLX30102
04/09/08	05/15/08	003254548	54222	12,220	50,900	(38,680)	-316.5%	COPR	HORWITH	JTLX30102
04/09/08	05/15/08	003254549	54223	68,420	49,280	19,140	28.0%	COPR	HORWITH	JTLX30102
04/09/08	05/15/08	003254550	54224	7,380	50,940	(43,560)	-590.2%	COPR	HORWITH	CITX300158
04/09/08	05/15/08	003254551	54225	76,820	48,840	27,980	36.4%	COPR	HORWITH	CITX300158
04/09/08	05/15/08	003254552	54226	75,100	51,000	24,100	32.1%	COPR	HORWITH	CITX300158
04/09/08	05/15/08	003254553	54227	39,200	50,600	(11,400)	-29.1%	COPR	HORWITH	CITX300158
04/09/08	05/19/08	003254554	54228	26,380	50,160	(23,780)	-90.1%	COPR	HORWITH	JTLX278
04/09/08	05/19/08	003254555	54229	66,820	49,620	17,200	25.7%	COPR	HORWITH	JTLX278
04/09/08	05/19/08	003254556	54230	68,260	50,120	18,140	26.6%	COPR	HORWITH	JTLX278

HONEYWELL SA-7 USE HAZARDOUS WASTE TRACKING (2006)										
Date Shipped	Date of Return Manifest	State Manifest	Man. Doc #	Facilty Manifest Weight (lbs)	Estimated Weight (lbs)	Manifest - Estimate (lbs)	Manifest - Estimate (%)	Material	Transporter	RAILCAR #
04/09/08	05/19/08	003254557	54231	36,420	50,320	(13,900)	-38.2%	COPR	HORWITH	JTLX278
04/09/08	05/15/08	003254558	54232	20,180	50,120	(29,940)	-148.4%	COPR	HORWITH	CEFX35834
04/09/08	05/15/08	003254559	54233	68,920	50,540	18,380	26.7%	COPR	HORWITH	CEFX35834
04/09/08	05/15/08	003254560	54234	68,020	49,260	18,760	27.6%	COPR	HORWITH	CEFX35834
04/09/08	05/15/08	003254561	54235	41,260	50,920	(9,660)	-23.4%	COPR	HORWITH	CEFX35834
04/09/08	05/15/08	003254562	54236	12,160	50,920	(38,760)	-318.8%	COPR	HORWITH	JTLX264
04/09/08	05/15/08	003254565	54237	68,720	50,720	18,000	26.2%	COPR	HORWITH	JTLX264
04/09/08	05/15/08	003254567	54238	67,460	50,620	16,840	25.0%	COPR	HORWITH	JTLX264
04/09/08	05/15/08	003254570	54239	49,440	49,920	(480)	-1.0%	COPR	HORWITH	JTLX264
04/09/08	05/15/08	003254571	54240	35,620	49,500	(13,880)	-39.0%	COPR	HORWITH	CITX300167
04/09/08	05/15/08	003254572	54241	68,520	49,620	18,900	27.6%	COPR	HORWITH	CITX300167
04/09/08	05/15/08	003254573	54242	76,200	50,560	25,640	33.6%	COPR	HORWITH	CITX300167
04/09/08	05/15/08	003254574	54243	17,460	49,700	(32,240)	-184.7%	COPR	HORWITH	CITX300167
04/09/08	05/19/08	003254575	54244	67,280	51,520	15,760	23.4%	COPR	HORWITH	CHUX124
04/09/08	05/19/08	003254576	54245	69,560	51,120	18,440	26.5%	COPR	HORWITH	CHUX124
04/09/08	05/19/08	003254577	54246	34,620	50,340	(15,720)	-45.4%	COPR	HORWITH	CHUX124
04/09/08	05/19/08	003254578	54247	39,140	49,680	(10,540)	-26.9%	COPR	HORWITH	CHUX124
04/09/08	05/09/08	003254579	54248	19,060	50,340	(31,280)	-164.1%	COPR	HORWITH	CHUX193
04/09/08	05/09/08	003254580	54249	66,580	50,340	16,240	24.4%	COPR	HORWITH	CHUX193
04/10/08	04/29/08	003254581	54250	49,540	49,860	(320)	-0.6%	COPR	HORWITH	NRLX526227
04/10/08	04/29/08	003254582	54251	75,840	50,260	25,580	33.7%	COPR	HORWITH	NRLX526227
04/10/08	04/29/08	003254583	54252	34,400	49,820	(15,420)	-44.8%	COPR	HORWITH	NRLX526227
04/10/08	04/29/08	003254584	54253	34,420	50,380	(15,960)	-46.4%	COPR	HORWITH	NRLX526227
04/10/08	04/29/08	003254585	54254	27,100	49,220	(22,120)	-81.6%	COPR	HORWITH	CHUX217
04/10/08	04/29/08	003254586	54255	67,540	50,080	17,460	25.9%	COPR	HORWITH	CHUX217
04/10/08	04/29/08	003254587	54256	76,840	50,260	26,580	34.6%	COPR	HORWITH	CHUX217
04/10/08	04/29/08	003254588	54257	25,520	50,660	(25,140)	-98.5%	COPR	HORWITH	CHUX217
04/10/08	04/29/08	003254589	54258	36,080	51,680	(15,600)	-43.2%	COPR	HORWITH	CHUX262
04/10/08	04/29/08	003254590	54259	66,500	52,280	14,220	21.4%	COPR	HORWITH	CHUX262
04/10/08	04/29/08	003254591	54260	68,200	51,080	17,120	25.1%	COPR	HORWITH	CHUX262
04/10/08	05/05/08	003254592	54261	13,620	51,100	(37,480)	-275.2%	COPR	HORWITH	JTLX152
04/10/08	04/29/08	003254593	54262	38,380	50,960	(12,580)	-32.8%	COPR	HORWITH	CHUX262
04/10/08	05/05/08	003254594	54263	75,700	49,700	26,000	34.3%	COPR	HORWITH	JTLX152
04/10/08	05/05/08	003254595	54264	76,280	51,720	24,560	32.2%	COPR	HORWITH	JTLX152
04/10/08	05/05/08	003254596	54265	32,000	50,360	(18,360)	-57.4%	COPR	HORWITH	JTLX152
04/10/08	04/29/08	003254597	54266	64,500	49,040	15,460	24.0%	COPR	HORWITH	JTLX30149
04/10/08	04/29/08	003254598	54267	67,120	48,000	19,120	28.5%	COPR	HORWITH	JTLX30149
04/10/08	04/29/08	003254599	54268	31,040	49,860	(18,820)	-60.6%	COPR	HORWITH	JTLX30149
04/10/08	04/29/08	003254600	54269	31,040	49,600	(18,560)	-59.8%	COPR	HORWITH	JTLX30149
04/10/08	05/09/08	003254601	54270	76,040	48,000	28,040	36.9%	COPR	HORWITH	JTLX30154
04/10/08	05/09/08	003254602	54271	68,660	49,620	19,040	27.7%	COPR	HORWITH	JTLX30154
04/10/08	05/09/08	003254603	54272	26,380	50,320	(23,940)	-90.8%	COPR	HORWITH	JTLX30154
04/10/08	05/09/08	003254604	54273	26,360	50,920	(24,560)	-93.2%	COPR	HORWITH	JTLX30154
04/10/08	05/09/08	003254605	54274	37,220	51,220	(14,000)	-37.6%	COPR	HORWITH	CEFX35831
04/10/08	05/09/08	003254606	54275	68,400	50,880	17,520	25.6%	COPR	HORWITH	CEFX35831
04/10/08	05/09/08	003254607	54276	75,460	50,620	24,840	32.9%	COPR	HORWITH	CEFX35831
04/10/08	05/09/08	003254608	54277	18,800	51,440	(32,640)	-173.6%	COPR	HORWITH	CEFX35831
04/10/08	05/09/08	003254609	54278	15,280	51,520	(36,240)	-237.2%	COPR	HORWITH	CHUX313
04/10/08	05/09/08	003254610	54279	75,340	51,920	23,420	31.1%	COPR	HORWITH	CHUX313
04/10/08	05/09/08	003254611	54280	76,140	50,640	25,500	33.5%	COPR	HORWITH	CHUX313
04/10/08	05/09/08	003254612	54281	38,740	52,060	(13,320)	-34.4%	COPR	HORWITH	CHUX313
04/10/08	05/09/08	003254613	54282	75,640	51,960	23,680	31.3%	COPR	HORWITH	JTLX105
04/10/08	05/09/08	003254614	54283	75,180	50,020	25,160	33.5%	COPR	HORWITH	JTLX105
04/10/08	05/09/08	003254615	54284	24,480	50,000	(25,520)	-104.2%	COPR	HORWITH	JTLX105
04/10/08	05/09/08	003254616	54285	24,500	50,840	(26,340)	-107.5%	COPR	HORWITH	JTLX105
04/10/08	05/09/08	003254617	54286	51,640	50,720	920	1.8%	COPR	HORWITH	CHUX223
04/10/08	05/09/08	003254618	54287	75,520	48,740	26,780	35.5%	COPR	HORWITH	CHUX223
04/10/08	05/09/08	003254619	54288	43,360	50,760	(7,400)	-17.1%	COPR	HORWITH	CHUX193
04/10/08	05/09/08	003254620	54289	68,300	51,060	17,240	25.2%	COPR	HORWITH	CHUX193
04/10/08	05/09/08	003254621	54290	38,120	50,580	(12,460)	-32.7%	COPR	HORWITH	CHUX223
04/10/08	05/09/08	003254622	54291	36,620	51,600	(14,980)	-40.9%	COPR	HORWITH	CHUX223
04/10/08	05/09/08	003254623	54292	76,500	51,300	25,200	32.9%	COPR	HORWITH	JTLX232
04/10/08	05/09/08	003254624	54293	69,080	52,700	16,380	23.7%	COPR	HORWITH	JTLX232
04/10/08	05/09/08	003254625	54294	33,620	51,720	(18,100)	-53.8%	COPR	HORWITH	JTLX232
04/10/08	05/09/08	003254626	54295	33,640	51,500	(17,860)	-53.1%	COPR	HORWITH	JTLX232
04/10/08	05/09/08	003254627	54296	68,040	51,080	16,960	24.9%	COPR	HORWITH	CHUX175
04/10/08	05/09/08	003254628	54297	67,000	51,500	15,500	23.1%	COPR	HORWITH	CHUX175
04/10/08	05/09/08	003254629	54298	30,540	50,300	(19,760)	-64.7%	COPR	HORWITH	CHUX175
04/10/08	05/09/08	003254630	54299	30,540	52,140	(21,600)	-70.7%	COPR	HORWITH	CHUX175
04/10/08	05/09/08	003254631	54300	64,820	52,120	12,700	19.6%	COPR	HORWITH	NRLX526008
04/10/08	05/09/08	003254632	54301	68,480	51,500	16,980	24.8%	COPR	HORWITH	NRLX526008
04/10/08	05/09/08	003254633	54302	33,460	49,340	(15,880)	-47.5%	COPR	HORWITH	NRLX526008
04/10/08	05/09/08	003254634	54303	33,460	52,100	(18,640)	-55.7%	COPR	HORWITH	NRLX526008
04/10/08	05/09/08	003254635	54304	37,080	50,720	(13,640)	-36.8%	COPR	HORWITH	JTLX30166

Honeywell

HONEYWELL SA-7 USE HAZARDOUS WASTE TRACKING (2006)										
Date Shipped	Date of Return Manifest	State Manifest	Man. Doc #	Facilty Manifest Weight (lbs)	Estimated Weight (lbs)	Manifest - Estimate (lbs)	Manifest - Estimate (%)	Material	Transporter	RAILCAR #
04/10/08	05/09/08	003254636	54305	75,400	51,120	24,280	32.2%	COPR	HORWITH	JTLX30166
04/10/08	05/09/08	003254637	54306	75,780	52,400	23,380	30.9%	COPR	HORWITH	JTLX30166
04/10/08	05/09/08	003254638	54307	10,560	50,560	(40,000)	-378.8%	COPR	HORWITH	JTLX30166
04/10/08	05/09/08	003254639	54308	23,360	51,320	(27,960)	-119.7%	COPR	HORWITH	CHUX145
04/10/08	05/09/08	003254640	54309	76,080	49,740	26,340	34.6%	COPR	HORWITH	CHUX145
04/10/08	05/09/08	003254641	54310	67,260	50,420	16,840	25.0%	COPR	HORWITH	CHUX145
04/10/08	05/09/08	003254642	54311	38,600	50,680	(12,080)	-31.3%	COPR	HORWITH	CHUX145
04/10/08	05/09/08	003254643	54312	67,520	51,320	16,200	24.0%	COPR	HORWITH	NRLX526160
04/11/08	05/09/08	003254644	54313	67,340	51,000	16,340	24.3%	COPR	HORWITH	NRLX526160
04/11/08	05/09/08	003254645	54314	33,820	51,320	(17,500)	-51.7%	COPR	HORWITH	NRLX526160
04/11/08	05/09/08	003254646	54315	33,800	51,000	(17,200)	-50.9%	COPR	HORWITH	NRLX526160
04/11/08	05/09/08	003254647	54316	9,860	51,360	(41,500)	-420.9%	COPR	HORWITH	CHUX133
04/11/08	05/09/08	003254648	54317	67,140	49,940	17,200	25.6%	COPR	HORWITH	CHUX133
04/11/08	05/09/08	003254649	54318	67,820	50,440	17,380	25.6%	COPR	HORWITH	CHUX133
04/11/08	05/09/08	003254650	54319	55,420	52,140	3,280	5.9%	COPR	HORWITH	CHUX133
04/11/08	05/09/08	003254651	54320	6,920	51,460	(44,540)	-643.6%	COPR	HORWITH	CEFX33484
04/11/08	05/09/08	003254652	54321	69,000	49,420	19,580	28.4%	COPR	HORWITH	CEFX33484
04/11/08	05/09/08	003254653	54322	68,540	51,640	16,900	24.7%	COPR	HORWITH	CEFX33484
04/11/08	05/09/08	003254654	54323	55,920	50,480	5,440	9.7%	COPR	HORWITH	CEFX33484
04/11/08	05/09/08	003254655	54324	68,300	52,280	16,020	23.5%	COPR	HORWITH	CHUX272
04/11/08	05/09/08	003254656	54325	68,640	49,780	18,860	27.5%	COPR	HORWITH	CITX300112
04/11/08	05/09/08	003254657	54326	67,760	50,140	17,620	26.0%	COPR	HORWITH	CHUX272
04/11/08	05/09/08	003254658	54327	31,120	52,420	(21,300)	-68.4%	COPR	HORWITH	CHUX272
04/11/08	05/09/08	003254659	54328	31,100	50,460	(19,360)	-62.3%	COPR	HORWITH	CHUX272
04/11/08	05/09/08	003254660	54329	24,960	51,260	(26,300)	-105.4%	COPR	HORWITH	CITX300112
04/11/08	05/09/08	003254661	54330	69,140	49,020	20,120	29.1%	COPR	HORWITH	CITX300112
04/11/08	05/09/08	003254662	54331	14,260	48,720	(34,460)	-241.7%	COPR	HORWITH	CHUX144
04/11/08	05/09/08	003254663	54332	31,980	48,120	(16,140)	-50.5%	COPR	HORWITH	CITX300112
04/11/08	05/09/08	003254664	54333	44,360	51,360	(7,000)	-15.8%	COPR	HORWITH	CHUX144
04/11/08	05/09/08	003254665	54334	68,480	48,840	19,640	28.7%	COPR	HORWITH	CHUX144
04/11/08	05/09/08	003254666	54335	68,080	50,760	17,320	25.4%	COPR	HORWITH	CHUX144
04/11/08	05/09/08	003254667	54336	11,360	50,540	(39,180)	-344.9%	COPR	HORWITH	NRLX528376
04/11/08	05/09/08	003254668	54337	67,440	51,420	16,020	23.8%	COPR	HORWITH	NRLX528376
04/11/08	05/09/08	003254669	54338	67,720	49,540	18,180	26.8%	COPR	HORWITH	NRLX528376
04/11/08	05/09/08	003254670	54339	60,660	52,220	8,440	13.9%	COPR	HORWITH	CHUX218
04/11/08	05/09/08	003254671	54340	53,620	49,120	4,500	8.4%	COPR	HORWITH	NRLX528376
04/11/08	05/09/08	003254672	54341	46,380	50,860	(4,480)	-9.7%	COPR	HORWITH	CEFX33435
04/11/08	05/09/08	003254673	54342	68,760	49,500	19,260	28.0%	COPR	HORWITH	CEFX33435
04/11/08	05/09/08	003254674	54343	66,460	50,540	15,920	24.0%	COPR	HORWITH	CEFX33435
04/11/08	05/09/08	003254675	54344	16,740	50,160	(33,420)	-199.6%	COPR	HORWITH	CEFX33435
04/11/08	05/09/08	003254676	54345	68,040	52,360	15,680	23.0%	COPR	HORWITH	JTLX239
04/11/08	05/09/08	003254677	54346	58,460	51,040	7,420	12.7%	COPR	HORWITH	JTLX239
04/11/08	05/09/08	003254678	54347	69,300	51,440	17,860	25.8%	COPR	HORWITH	JTLX239
04/11/08	05/09/08	003254679	54348	6,920	50,500	(43,580)	-629.8%	COPR	HORWITH	JTLX239
04/11/08	05/09/08	003254680	54349	48,640	50,140	(1,500)	-3.1%	COPR	HORWITH	DJLX98542
04/11/08	05/09/08	003254681	54350	76,260	50,580	25,680	33.7%	COPR	HORWITH	DJLX98542
04/11/08	05/09/08	003254682	54351	34,080	50,720	(16,640)	-48.8%	COPR	HORWITH	DJLX98542
04/11/08	05/09/08	003254683	54352	34,060	51,880	(17,820)	-52.3%	COPR	HORWITH	DJLX98542
04/11/08	05/09/08	003254684	54353	36,780	49,280	(12,500)	-34.0%	COPR	HORWITH	DJLX98531
04/11/08	05/09/08	003254685	54354	68,560	50,420	18,140	26.5%	COPR	HORWITH	DJLX98531
04/11/08	05/09/08	003254686	54355	76,160	49,500	26,660	35.0%	COPR	HORWITH	DJLX98531
04/11/08	05/09/08	003254687	54356	18,920	50,560	(31,640)	-167.2%	COPR	HORWITH	DJLX98531
04/11/08	05/05/08	003254688	54357	42,500	51,140	(8,640)	-20.3%	COPR	HORWITH	JTLX30103
04/11/08	05/05/08	003254689	54358	69,260	50,700	18,560	26.8%	COPR	HORWITH	JTLX30103
04/11/08	05/05/08	003254690	54359	68,840	51,840	17,000	24.7%	COPR	HORWITH	JTLX30103
04/11/08	05/05/08	003254691	54360	20,960	50,280	(29,320)	-139.9%	COPR	HORWITH	JTLX30103
04/11/08	05/09/08	003254692	54361	34,640	49,940	(15,300)	-44.2%	COPR	HORWITH	NRLX585503
04/11/08	05/09/08	003254693	54362	67,260	51,060	16,200	24.1%	COPR	HORWITH	NRLX585503
04/11/08	05/09/08	003254694	54363	69,600	51,320	18,280	26.3%	COPR	HORWITH	NRLX585503
04/11/08	05/15/08	003254695	54364	67,960	51,040	16,920	24.9%	COPR	HORWITH	CITX300033
04/11/08	05/09/08	003254696	54365	29,600	50,160	(20,560)	-69.5%	COPR	HORWITH	NRLX585503
04/11/08	05/15/08	003254697	54366	41,840	52,200	(10,360)	-24.8%	COPR	HORWITH	CITX300033
04/11/08	05/15/08	003254698	54367	68,500	48,820	19,680	28.7%	COPR	HORWITH	CITX300033
04/11/08	05/15/08	003254699	54368	22,840	51,760	(28,920)	-126.6%	COPR	HORWITH	CITX300033
04/11/08	05/09/08	003254700	54369	39,240	50,260	(11,020)	-28.1%	COPR	HORWITH	NRLX527861
04/11/08	05/05/08	003254701	54370	68,480	51,300	17,180	25.1%	COPR	HORWITH	CHUX218
04/11/08	05/09/08	003254702	54371	67,420	52,360	15,060	22.3%	COPR	HORWITH	NRLX527861
04/11/08	05/09/08	003254703	54372	67,040	49,920	17,120	25.5%	COPR	HORWITH	NRLX527861
04/11/08	05/09/08	003254704	54373	24,580	49,420	(24,840)	-101.1%	COPR	HORWITH	NRLX527861
04/11/08	05/05/08	003254705	54374	35,520	48,320	(12,800)	-36.0%	COPR	HORWITH	CHUX218
04/14/08	05/05/08	003254706	54375	17,300	50,480	(33,180)	-191.8%	COPR	HORWITH	CHUX318
04/14/08	05/05/08	003254707	54376	68,460	49,360	19,100	27.9%	COPR	HORWITH	CHUX318
04/14/08	05/05/08	003254708	54377	67,380	50,160	17,220	25.6%	COPR	HORWITH	CHUX318
04/14/08	05/05/08	003254709	54378	45,480	50,000	(4,520)	-9.9%	COPR	HORWITH	CHUX318

HONEYWELL SA-7 USE HAZARDOUS WASTE TRACKING (2006)										
Date Shipped	Date of Return Manifest	State Manifest	Man. Doc #	Facilty Manifest Weight (lbs)	Estimated Weight (lbs)	Manifest - Estimate (lbs)	Manifest - Estimate (%)	Material	Transporter	RAILCAR #
04/14/08	05/05/08	003254710	54379	17,220	49,860	(32,640)	-189.5%	COPR	HORWITH	CHUX255
04/14/08	05/05/08	003254711	54380	68,460	50,340	18,120	26.5%	COPR	HORWITH	CHUX255
04/14/08	05/05/08	003254712	54381	61,780	49,960	11,820	19.1%	COPR	HORWITH	CHUX255
04/14/08	05/05/08	003254713	54382	49,240	49,620	(380)	-0.8%	COPR	HORWITH	CHUX255
04/14/08	05/05/08	003254714	54383	67,320	50,180	17,140	25.5%	COPR	HORWITH	NRLX527651
04/14/08	05/05/08	003254715	54384	76,620	51,220	25,400	33.2%	COPR	HORWITH	NRLX527651
04/14/08	05/05/08	003254716	54385	75,940	50,680	25,260	33.3%	COPR	HORWITH	NDYX320337
04/14/08	05/09/08	003254717	54386	33,180	51,320	(18,140)	-54.7%	COPR	HORWITH	CEFX35813
04/14/08	05/09/08	003254718	54387	30,500	50,220	(19,720)	-64.7%	COPR	HORWITH	CEFX35813
04/14/08	05/05/08	003254719	54388	28,840	50,320	(21,480)	-74.5%	COPR	HORWITH	NRLX527651
04/14/08	05/05/08	003254720	54389	28,840	50,200	(21,360)	-74.1%	COPR	HORWITH	NRLX527651
04/14/08	05/05/08	003254721	54390	45,740	49,080	(3,340)	-7.3%	COPR	HORWITH	NDYX320337
04/14/08	05/05/08	003254722	54391	38,600	51,700	(13,100)	-33.9%	COPR	HORWITH	NDYX320337
04/14/08	05/05/08	003254723	54392	37,080	51,940	(14,860)	-40.1%	COPR	HORWITH	NDYX320337
04/14/08	05/05/08	003254724	54393	33,160	50,480	(17,320)	-52.2%	COPR	HORWITH	CHUX218
04/14/08	05/09/08	003254725	54394	68,100	48,680	19,420	28.5%	COPR	HORWITH	CEFX35813
04/14/08	05/09/08	003254726	54395	66,440	48,320	18,120	27.3%	COPR	HORWITH	CEFX35813
04/14/08	05/15/08	003254727	54396	68,380	48,020	20,360	29.8%	COPR	HORWITH	CITX300103
04/14/08	05/15/08	003254728	54397	25,040	49,580	(24,540)	-98.0%	COPR	HORWITH	CITX300103
04/14/08	05/15/08	003254729	54398	68,180	50,860	17,320	25.4%	COPR	HORWITH	CITX300103
04/14/08	05/15/08	003254730	54399	31,600	49,240	(17,640)	-55.8%	COPR	HORWITH	CITX300103
04/14/08	05/15/08	003254731	54400	55,620	49,040	6,580	11.8%	COPR	HORWITH	CITX300154
04/14/08	05/15/08	003254732	54401	66,860	49,900	16,960	25.4%	COPR	HORWITH	CITX300154
04/14/08	05/15/08	003254733	54402	33,980	49,460	(15,480)	-45.6%	COPR	HORWITH	CITX300154
04/14/08	05/15/08	003254734	54403	33,980	49,420	(15,440)	-45.4%	COPR	HORWITH	CITX300154
04/14/08	05/05/08	003254735	54404	67,020	52,140	14,880	22.2%	COPR	HORWITH	CITX300143
04/14/08	05/05/08	003254736	54405	27,680	51,760	(24,080)	-87.0%	COPR	HORWITH	CITX300143
04/14/08	05/05/08	003254737	54406	67,080	50,940	16,140	24.1%	COPR	HORWITH	CITX300143
04/14/08	05/05/08	003254738	54407	42,640	51,560	(8,920)	-20.9%	COPR	HORWITH	CITX300143
04/14/08	05/05/08	003254741	54408	76,340	51,560	24,780	32.5%	COPR	HORWITH	CHUX232
04/14/08	05/05/08	003254742	54409	76,800	50,600	26,200	34.1%	COPR	HORWITH	CHUX232
04/14/08	05/05/08	003254743	54410	23,000	49,460	(26,460)	-115.0%	COPR	HORWITH	CHUX232
04/14/08	05/05/08	003254744	54411	23,000	50,640	(27,640)	-120.2%	COPR	HORWITH	CHUX232
04/14/08	05/05/08	003254745	54412	21,020	52,320	(31,300)	-148.9%	COPR	HORWITH	JTLX30165
04/14/08	05/05/08	003254746	54413	66,940	51,720	15,220	22.7%	COPR	HORWITH	JTLX30165
04/14/08	05/05/08	003254747	54414	75,740	49,640	26,100	34.5%	COPR	HORWITH	JTLX30165
04/14/08	05/05/08	003254748	54415	40,040	51,860	(11,820)	-29.5%	COPR	HORWITH	JTLX30165
04/14/08	05/05/08	003254749	54416	75,620	51,560	24,060	31.8%	COPR	HORWITH	CITX300127
04/14/08	05/05/08	003254750	54417	76,220	51,940	24,280	31.9%	COPR	HORWITH	CITX300127
04/14/08	05/05/08	003254751	54418	27,020	51,160	(24,140)	-89.3%	COPR	HORWITH	CITX300127
04/14/08	05/05/08	003254752	54419	27,020	50,500	(23,480)	-86.9%	COPR	HORWITH	CITX300127
04/14/08	05/05/08	003254753	54420	50,440	51,660	(1,220)	-2.4%	COPR	HORWITH	CHUX308
04/14/08	05/05/08	003254754	54421	75,940	51,940	24,000	31.6%	COPR	HORWITH	CHUX308
04/14/08	05/05/08	003254755	54422	38,680	52,420	(13,740)	-35.5%	COPR	HORWITH	CHUX308
04/14/08	05/05/08	003254756	54423	37,160	51,440	(14,280)	-38.4%	COPR	HORWITH	CHUX308
04/14/08	05/05/08	003254757	54424	30,320	50,580	(20,260)	-66.8%	COPR	HORWITH	NRLX526625
04/14/08	05/05/08	003254758	54425	76,100	49,960	26,140	34.3%	COPR	HORWITH	NRLX526625
04/14/08	05/05/08	003254759	54426	75,960	51,980	23,980	31.6%	COPR	HORWITH	NRLX526625
04/14/08	05/05/08	003254760	54427	28,560	51,040	(22,480)	-78.7%	COPR	HORWITH	CHUX184
04/14/08	05/05/08	003254761	54428	16,820	52,200	(35,380)	-210.3%	COPR	HORWITH	NRLX526625
04/14/08	05/05/08	003254762	54429	67,940	51,640	16,300	24.0%	COPR	HORWITH	CHUX184
04/14/08	05/05/08	003254763	54430	68,060	50,640	17,420	25.6%	COPR	HORWITH	CHUX184
04/14/08	05/05/08	003254764	54431	37,920	52,600	(14,680)	-38.7%	COPR	HORWITH	CHUX184
04/14/08	05/05/08	003254765	54432	26,140	50,300	(24,160)	-92.4%	COPR	HORWITH	NDYX320471
04/14/08	05/05/08	003254766	54433	67,980	51,220	16,760	24.7%	COPR	HORWITH	NDYX320471
04/14/08	05/05/08	003254767	54434	66,780	51,600	15,180	22.7%	COPR	HORWITH	NDYX320471
04/14/08	05/05/08	003254768	54435	18,600	51,780	(33,180)	-178.4%	COPR	HORWITH	JTLX30100
04/14/08	05/05/08	003254769	54436	39,460	51,060	(11,600)	-29.4%	COPR	HORWITH	NDYX320471
04/15/08	05/05/08	003254771	54437	25,000	50,200	(25,200)	-100.8%	COPR	HORWITH	NRLX528249
04/15/08	05/05/08	003254772	54438	67,720	50,800	16,920	25.0%	COPR	HORWITH	NRLX528249
04/15/08	05/05/08	003254773	54439	68,940	51,080	17,860	25.9%	COPR	HORWITH	NRLX528249
04/15/08	05/05/08	003254774	54440	39,820	51,340	(11,520)	-28.9%	COPR	HORWITH	NRLX528249
04/15/08	05/05/08	003254775	54441	70,040	50,540	19,500	27.8%	COPR	HORWITH	JTLX30100
04/15/08	05/05/08	003254776	54442	69,880	50,060	19,820	28.4%	COPR	HORWITH	JTLX30100
04/15/08	05/05/08	003254777	54443	42,580	51,040	(8,460)	-19.9%	COPR	HORWITH	JTLX30100
04/15/08	05/05/08	003254778	54444	13,640	51,120	(37,480)	-274.8%	COPR	HORWITH	HLMX1202
04/15/08	05/05/08	003254779	54445	67,660	51,780	15,880	23.5%	COPR	HORWITH	HLMX1202
04/15/08	05/05/08	003254780	54446	68,360	50,820	17,540	25.7%	COPR	HORWITH	HLMX1202
04/15/08	05/05/08	003254781	54447	50,300	50,080	220	0.4%	COPR	HORWITH	HLMX1202
04/15/08	05/05/08	003254782	54448	13,500	49,740	(36,240)	-268.4%	COPR	HORWITH	NRLX526241
04/15/08	05/05/08	003254783	54449	68,160	51,240	16,920	24.8%	COPR	HORWITH	NRLX526241
04/15/08	05/05/08	003254784	54450	64,140	51,700	12,440	19.4%	COPR	HORWITH	NRLX526241
04/15/08	05/05/08	003254785	54451	54,580	50,060	4,520	8.3%	COPR	HORWITH	NRLX526241
04/15/08	05/05/08	003254786	54452	9,740	51,380	(41,640)	-427.5%	COPR	HORWITH	CITX300157

Honeywell

HONEYWELL SA-7 USE HAZARDOUS WASTE TRACKING (2006)										
Date Shipped	Date of Return Manifest	State Manifest	Man. Doc #	Facilty Manifest Weight (lbs)	Estimated Weight (lbs)	Manifest - Estimate (lbs)	Manifest - Estimate (%)	Material	Transporter	RAILCAR #
04/15/08	05/05/08	003254787	54453	69,260	52,160	17,100	24.7%	COPR	HORWITH	CITX300157
04/15/08	05/05/08	003254788	54454	69,040	49,860	19,180	27.8%	COPR	HORWITH	CITX300157
04/15/08	05/05/08	003254789	54455	54,020	50,060	3,960	7.3%	COPR	HORWITH	CITX300157
04/15/08	05/09/08	003254790	54456	75,140	49,440	25,700	34.2%	COPR	HORWITH	NDYX320472
04/15/08	05/05/08	003254791	54457	67,700	48,940	18,760	27.7%	COPR	HORWITH	CHUX211
04/15/08	05/05/08	003254792	54458	68,140	50,680	17,460	25.6%	COPR	HORWITH	CHUX211
04/15/08	05/05/08	003254793	54459	29,880	49,300	(19,420)	-65.0%	COPR	HORWITH	CHUX211
04/15/08	05/05/08	003254794	54460	29,880	51,360	(21,480)	-71.9%	COPR	HORWITH	CHUX211
04/15/08	05/05/08	003254795	54461	30,680	49,880	(19,200)	-62.6%	COPR	HORWITH	CHUX129
04/15/08	05/05/08	003254796	54462	67,620	50,540	17,080	25.3%	COPR	HORWITH	CHUX129
04/15/08	05/05/08	003254797	54463	77,000	50,520	26,480	34.4%	COPR	HORWITH	CHUX129
04/15/08	05/09/08	003254798	54464	53,980	52,080	1,900	3.5%	COPR	HORWITH	NDYX320472
04/15/08	05/05/08	003254799	54465	23,140	51,380	(28,240)	-122.0%	COPR	HORWITH	CHUX129
04/15/08	05/09/08	003254800	54466	33,620	49,020	(15,400)	-45.8%	COPR	HORWITH	NDYX320472
04/15/08	05/09/08	003254801	54467	33,600	49,560	(15,960)	-47.5%	COPR	HORWITH	NDYX320472
04/15/08	05/05/08	003254802	54468	29,800	50,700	(20,900)	-70.1%	COPR	HORWITH	NRLX528356
04/15/08	05/05/08	003254803	54469	69,200	51,220	17,980	26.0%	COPR	HORWITH	NRLX528356
04/15/08	05/05/08	003254804	54470	32,060	50,960	(18,900)	-59.0%	COPR	HORWITH	NRLX528356
04/15/08	05/05/08	003254805	54471	68,500	49,100	19,400	28.3%	COPR	HORWITH	NRLX528356
04/15/08	05/09/08	003254806	54472	37,260	50,300	(13,040)	-35.0%	COPR	HORWITH	NRLX526049
04/15/08	05/09/08	003254807	54473	68,880	50,920	17,960	26.1%	COPR	HORWITH	NRLX526049
04/15/08	05/09/08	003254808	54474	67,600	50,880	16,720	24.7%	COPR	HORWITH	NRLX526049
04/15/08	05/09/08	003254809	54475	26,040	50,040	(24,000)	-92.2%	COPR	HORWITH	NRLX526049
04/15/08	05/05/08	003254810	54476	66,720	52,020	14,700	22.0%	COPR	HORWITH	JTLX30111
04/15/08	05/05/08	003254811	54477	39,100	51,540	(12,440)	-31.8%	COPR	HORWITH	JTLX30111
04/15/08	05/05/08	003254812	54478	67,020	49,660	17,360	25.9%	COPR	HORWITH	JTLX30111
04/15/08	05/05/08	003254813	54479	30,500	51,720	(21,220)	-69.6%	COPR	HORWITH	JTLX30111
04/15/08	05/05/08	003254814	54480	37,640	52,520	(14,880)	-39.5%	COPR	HORWITH	NRLX527842
04/15/08	05/05/08	003254815	54481	68,840	50,720	18,120	26.3%	COPR	HORWITH	NRLX527842
04/15/08	05/05/08	003254816	54482	28,320	50,340	(22,020)	-77.8%	COPR	HORWITH	NRLX527842
04/15/08	05/05/08	003254817	54483	68,560	51,920	16,640	24.3%	COPR	HORWITH	NRLX527842
04/15/08	05/09/08	003254818	54484	56,180	49,440	6,740	12.0%	COPR	HORWITH	CITX300101
04/15/08	05/09/08	003254819	54485	66,900	51,020	15,880	23.7%	COPR	HORWITH	CITX300101
04/15/08	05/09/08	003254820	54486	35,200	51,860	(16,660)	-47.3%	COPR	HORWITH	CITX300101
04/15/08	05/09/08	003254821	54487	35,220	51,080	(15,860)	-45.0%	COPR	HORWITH	CITX300101
04/15/08	05/09/08	003254822	54488	68,220	50,940	17,280	25.3%	COPR	HORWITH	CITX300104
04/15/08	05/09/08	003254823	54489	54,160	51,140	3,020	5.6%	COPR	HORWITH	CITX300104
04/15/08	05/09/08	003254824	54490	67,100	49,660	17,440	26.0%	COPR	HORWITH	CITX300104
04/15/08	05/09/08	003254825	54491	12,320	51,960	(39,640)	-321.8%	COPR	HORWITH	CITX300104
04/15/08	05/09/08	003254826	54492	22,640	50,340	(27,700)	-122.3%	COPR	HORWITH	JTLX30122
04/15/08	05/09/08	003254827	54493	76,360	51,460	24,900	32.6%	COPR	HORWITH	JTLX30122
04/15/08	05/14/08	003254828	54494	11,440	51,840	(40,400)	-353.1%	COPR	HORWITH	CHUX173
04/15/08	05/09/08	003254829	54495	76,360	50,560	25,800	33.8%	COPR	HORWITH	JTLX30122
04/15/08	05/09/08	003254830	54496	23,200	50,820	(27,620)	-119.1%	COPR	HORWITH	JTLX30122
04/15/08	05/14/08	003254831	54497	68,860	51,080	17,780	25.8%	COPR	HORWITH	CHUX173
04/15/08	05/14/08	003254832	54498	68,600	50,480	18,120	26.4%	COPR	HORWITH	CHUX173
04/16/08	05/09/08	003254833	54499	26,580	50,040	(23,460)	-88.3%	COPR	HORWITH	CHUX290
04/16/08	05/09/08	003254834	54500	75,560	49,560	26,000	34.4%	COPR	HORWITH	CHUX290
04/16/08	05/09/08	003254835	54501	24,900	49,760	(24,860)	-99.8%	COPR	HORWITH	CHUX290
04/16/08	05/09/08	003254836	54502	75,640	51,260	24,380	32.2%	COPR	HORWITH	CHUX290
04/16/08	05/09/08	003254837	54503	24,680	50,040	(25,360)	-102.8%	COPR	HORWITH	CHUX267
04/16/08	05/09/08	003254838	54504	75,700	49,880	25,820	34.1%	COPR	HORWITH	CHUX267
04/16/08	05/09/08	003254839	54505	74,860	50,720	24,140	32.2%	COPR	HORWITH	CHUX267
04/16/08	05/09/08	003254840	54506	24,680	50,340	(25,660)	-104.0%	COPR	HORWITH	CHUX267
04/16/08	05/09/08	003254841	54507	75,940	50,160	25,780	33.9%	COPR	HORWITH	CEFX35812
04/16/08	05/09/08	003254842	54508	75,440	51,440	24,000	31.8%	COPR	HORWITH	CEFX35812
04/16/08	05/09/08	003254843	54509	27,140	51,920	(24,780)	-91.3%	COPR	HORWITH	CEFX35812
04/16/08	05/09/08	003254844	54510	27,140	52,140	(25,000)	-92.1%	COPR	HORWITH	CEFX35812
04/16/08	05/09/08	003254845	54511	67,140	51,440	15,700	23.4%	COPR	HORWITH	JTLX276
04/16/08	05/09/08	003254846	54512	67,380	51,220	16,160	24.0%	COPR	HORWITH	JTLX276
04/16/08	05/09/08	003254847	54513	33,300	49,040	(15,740)	-47.3%	COPR	HORWITH	JTLX276
04/16/08	05/09/08	003254848	54514	33,280	51,320	(18,040)	-54.2%	COPR	HORWITH	JTLX276
04/16/08	05/09/08	003254849	54515	33,720	51,640	(17,920)	-53.1%	COPR	HORWITH	JTLX30145
04/16/08	05/09/08	003254850	54516	66,740	51,940	14,800	22.2%	COPR	HORWITH	JTLX30145
04/16/08	05/09/08	003254851	54517	69,280	51,280	18,000	26.0%	COPR	HORWITH	JTLX30145
04/16/08	05/09/08	003254852	54518	33,700	48,020	(14,320)	-42.5%	COPR	HORWITH	JTLX30145
04/16/08	05/09/08	003254853	54519	38,180	49,840	(11,660)	-30.5%	COPR	HORWITH	NRLX527976
04/16/08	05/09/08	003254854	54520	36,680	50,480	(13,800)	-37.6%	COPR	HORWITH	NRLX527976
04/16/08	05/09/08	003254855	54521	42,380	48,160	(5,780)	-13.6%	COPR	HORWITH	NRLX527976
04/16/08	05/09/08	003254856	54522	75,600	50,860	24,740	32.7%	COPR	HORWITH	NRLX527976
04/16/08	05/09/08	003254857	54523	67,120	50,820	16,300	24.3%	COPR	HORWITH	JTLX30174
04/16/08	05/09/08	003254858	54524	66,060	52,000	14,060	21.3%	COPR	HORWITH	JTLX30174
04/16/08	05/09/08	003254859	54525	33,780	52,020	(18,240)	-54.0%	COPR	HORWITH	JTLX30174
04/16/08	05/09/08	003254860	54526	33,800	51,480	(17,680)	-52.3%	COPR	HORWITH	JTLX30174

HONEYWELL SA-7 USE HAZARDOUS WASTE TRACKING (2006)										
Date Shipped	Date of Return Manifest	State Manifest	Man. Doc #	Facilty Manifest Weight (lbs)	Estimated Weight (lbs)	Manifest - Estimate (lbs)	Manifest - Estimate (%)	Material	Transporter	RAILCAR #
04/16/08	05/09/08	003254861	54527	69,160	52,020	17,140	24.8%	COPR	HORWITH	JTLX261
04/16/08	05/09/08	003254862	54528	67,200	50,160	17,040	25.4%	COPR	HORWITH	JTLX261
04/16/08	05/09/08	003254863	54529	33,640	51,380	(17,740)	-52.7%	COPR	HORWITH	JTLX261
04/16/08	05/09/08	003254864	54530	33,660	51,120	(17,460)	-51.9%	COPR	HORWITH	JTLX261
04/16/08	05/09/08	003254865	54531	75,740	50,680	25,060	33.1%	COPR	HORWITH	JTLX30148
04/16/08	05/09/08	003254866	54532	67,560	50,360	17,200	25.5%	COPR	HORWITH	JTLX30148
04/16/08	05/09/08	003254867	54533	29,300	48,820	(19,520)	-66.6%	COPR	HORWITH	JTLX30148
04/16/08	05/09/08	003254868	54534	29,320	50,620	(21,300)	-72.6%	COPR	HORWITH	JTLX30148
04/16/08	05/15/08	003254869	54535	47,340	48,520	(1,180)	-2.5%	COPR	HORWITH	CITX300160
04/16/08	05/15/08	003254870	54536	76,200	51,600	24,600	32.3%	COPR	HORWITH	CITX300160
04/16/08	05/15/08	003254871	54537	67,520	50,800	16,720	24.8%	COPR	HORWITH	CITX300160
04/16/08	05/15/08	003254872	54538	9,140	51,460	(42,320)	-463.0%	COPR	HORWITH	CITX300160
04/16/08	05/14/08	003254873	54539	52,660	51,760	900	1.7%	COPR	HORWITH	CHUX173
04/16/08	05/09/08	003254874	54540	67,920	52,420	15,500	22.8%	COPR	HORWITH	JTLX254
04/16/08	05/09/08	003254875	54541	23,260	52,220	(28,960)	-124.5%	COPR	HORWITH	JTLX254
04/16/08	05/09/08	003254876	54542	8,880	51,580	(42,700)	-480.9%	COPR	HORWITH	NRLX526591
04/16/08	05/09/08	003254877	54543	37,760	51,600	(13,840)	-36.7%	COPR	HORWITH	JTLX254
04/16/08	05/09/08	003254878	54544	74,580	51,120	23,460	31.5%	COPR	HORWITH	JTLX254
04/16/08	05/09/08	003254879	54545	75,560	50,560	25,000	33.1%	COPR	HORWITH	CITX300138
04/16/08	05/09/08	003254880	54546	75,580	51,740	23,840	31.5%	COPR	HORWITH	CITX300138
04/16/08	05/09/08	003254881	54547	37,760	52,140	(14,380)	-38.1%	COPR	HORWITH	CITX300138
04/16/08	05/09/08	003254882	54548	15,420	52,340	(36,920)	-239.4%	COPR	HORWITH	CITX300138
04/16/08	05/09/08	003254883	54549	29,720	49,360	(19,640)	-66.1%	COPR	HORWITH	CHUX130
04/16/08	05/09/08	003254884	54550	55,900	51,100	4,800	8.6%	COPR	HORWITH	NRLX526591
04/16/08	05/09/08	003254885	54551	67,960	50,580	17,380	25.6%	COPR	HORWITH	CHUX130
04/16/08	05/09/08	003254886	54552	67,860	50,980	16,880	24.9%	COPR	HORWITH	NRLX526591
04/16/08	05/09/08	003254887	54553	67,900	50,200	17,700	26.1%	COPR	HORWITH	NRLX526591
04/16/08	05/09/08	003254888	54554	66,980	51,160	15,820	23.6%	COPR	HORWITH	CHUX130
04/16/08	05/09/08	003254889	54555	29,720	50,900	(21,180)	-71.3%	COPR	HORWITH	CHUX130
04/16/08	05/09/08	003254890	54556	69,360	50,980	18,380	26.5%	COPR	HORWITH	CHUX315
04/16/08	05/09/08	003254891	54557	33,640	50,200	(16,560)	-49.2%	COPR	HORWITH	CHUX315
04/16/08	05/09/08	003254892	54558	68,460	49,640	18,820	27.5%	COPR	HORWITH	CHUX315
04/16/08	05/09/08	003254893	54559	33,620	51,920	(18,300)	-54.4%	COPR	HORWITH	CHUX315
04/16/08	05/09/08	003254894	54560	17,500	49,880	(32,380)	-185.0%	COPR	HORWITH	JTLX236
04/17/08	05/15/08	003254895	54561	68,540	49,680	18,860	27.5%	COPR	HORWITH	CEFX33400
04/17/08	05/15/08	003254896	54562	68,880	49,480	19,400	28.2%	COPR	HORWITH	CEFX33400
04/17/08	05/15/08	003254897	54563	29,420	49,880	(20,460)	-69.5%	COPR	HORWITH	CEFX33400
04/17/08	05/15/08	003254898	54564	29,440	50,160	(20,720)	-70.4%	COPR	HORWITH	CEFX33400
04/17/08	05/09/08	003254899	54565	76,140	52,040	24,100	31.7%	COPR	HORWITH	JTLX236
04/17/08	05/09/08	003254900	54566	76,040	50,720	25,320	33.3%	COPR	HORWITH	JTLX236
04/17/08	05/09/08	003254901	54567	30,080	50,940	(20,860)	-69.3%	COPR	HORWITH	JTLX236
04/17/08	05/09/08	003254902	54568	76,020	49,460	26,560	34.9%	COPR	HORWITH	CHUX114
04/17/08	05/09/08	003254903	54569	66,980	51,420	15,560	23.2%	COPR	HORWITH	CHUX114
04/17/08	05/09/08	003254904	54570	26,400	50,760	(24,360)	-92.3%	COPR	HORWITH	CHUX114
04/17/08	05/09/08	003254905	54571	26,400	51,180	(24,780)	-93.9%	COPR	HORWITH	CHUX114
04/17/08	05/09/08	003254906	54572	68,260	49,940	18,320	26.8%	COPR	HORWITH	CEFX35820
04/17/08	05/09/08	003254907	54573	67,100	51,580	15,520	23.1%	COPR	HORWITH	CEFX35820
04/17/08	05/09/08	003254908	54574	34,640	51,160	(16,520)	-47.7%	COPR	HORWITH	CEFX35820
04/17/08	05/09/08	003254909	54575	34,660	50,900	(16,240)	-46.9%	COPR	HORWITH	CEFX35820
04/17/08	05/09/08	003254910	54576	67,620	51,460	16,160	23.9%	COPR	HORWITH	CHUX257
04/17/08	05/09/08	003254911	54577	68,140	50,000	18,140	26.6%	COPR	HORWITH	CHUX257
04/17/08	05/09/08	003254912	54578	33,260	50,900	(17,640)	-53.0%	COPR	HORWITH	CHUX257
04/17/08	05/09/08	003254913	54579	33,260	48,380	(15,120)	-45.5%	COPR	HORWITH	CHUX257
04/17/08	05/09/08	003254914	54580	37,080	49,100	(12,020)	-32.4%	COPR	HORWITH	CHUX231
04/17/08	05/09/08	003254915	54581	75,800	50,440	25,360	33.5%	COPR	HORWITH	CHUX231
04/17/08	05/09/08	003254916	54582	75,800	50,400	25,400	33.5%	COPR	HORWITH	CHUX231
04/17/08	05/09/08	003254917	54583	7,520	50,680	(43,160)	-573.9%	COPR	HORWITH	CHUX231
04/17/08	05/09/08	003254918	54584	46,140	50,900	(4,760)	-10.3%	COPR	HORWITH	CITX300114
04/17/08	05/09/08	003254919	54585	68,000	51,820	16,180	23.8%	COPR	HORWITH	CITX300114
04/17/08	05/09/08	003254920	54586	21,920	50,420	(28,500)	-130.0%	COPR	HORWITH	CITX300114
04/17/08	05/09/08	003254921	54587	67,700	51,680	16,020	23.7%	COPR	HORWITH	CITX300114
04/17/08	05/09/08	003254922	54588	50,240	51,180	(940)	-1.9%	COPR	HORWITH	CHUX308
04/17/08	05/09/08	003254923	54589	63,520	51,380	12,140	19.1%	COPR	HORWITH	CHUX308
04/17/08	05/09/08	003254924	54590	67,140	51,840	15,300	22.8%	COPR	HORWITH	CHUX308
04/17/08	05/09/08	003254925	54591	22,740	51,460	(28,720)	-126.3%	COPR	HORWITH	CHUX308
04/17/08	05/15/08	003254926	54592	49,220	50,280	(1,060)	-2.2%	COPR	HORWITH	JTLX234
04/17/08	05/15/08	003254927	54593	68,220	48,820	19,400	28.4%	COPR	HORWITH	JTLX234
04/17/08	05/15/08	003254928	54594	69,280	50,500	18,780	27.1%	COPR	HORWITH	JTLX234
04/17/08	05/15/08	003254929	54595	11,060	49,280	(38,220)	-345.6%	COPR	HORWITH	JTLX234
04/17/08	05/09/08	003254930	54596	75,760	49,900	25,860	34.1%	COPR	HORWITH	CEFX33344
04/17/08	05/09/08	003254931	54597	37,100	50,880	(13,780)	-37.1%	COPR	HORWITH	CEFX33344
04/17/08	05/09/08	003254932	54598	48,360	49,760	(1,400)	-2.9%	COPR	HORWITH	CEFX33344
04/17/08	05/09/08	003254933	54599	38,580	50,900	(12,320)	-31.9%	COPR	HORWITH	CEFX33344
04/17/08	05/09/08	003254934	54600	76,380	50,460	25,920	33.9%	COPR	HORWITH	CITX300118

Honeywell

HONEYWELL SA-7 USE HAZARDOUS WASTE TRACKING (2006)										
Date Shipped	Date of Return Manifest	State Manifest	Man. Doc #	Facilty Manifest Weight (lbs)	Estimated Weight (lbs)	Manifest - Estimate (lbs)	Manifest - Estimate (%)	Material	Transporter	RAILCAR #
04/17/08	05/09/08	003254935	54601	14,880	50,060	(35,180)	-236.4%	COPR	HORWITH	CITX300118
04/17/08	05/09/08	003254936	54602	38,600	51,880	(13,280)	-34.4%	COPR	HORWITH	CITX300118
04/17/08	05/09/08	003254937	54603	75,060	51,560	23,500	31.3%	COPR	HORWITH	CITX300118
04/17/08	05/09/08	003254938	54604	56,580	51,940	4,640	8.2%	COPR	HORWITH	JTLX192
04/17/08	05/09/08	003254939	54605	68,160	50,740	17,420	25.6%	COPR	HORWITH	JTLX192
04/17/08	05/09/08	003254940	54606	10,320	50,240	(39,920)	-386.8%	COPR	HORWITH	JTLX192
04/17/08	05/09/08	003254941	54607	68,980	51,360	17,620	25.5%	COPR	HORWITH	JTLX192
04/17/08	05/09/08	003254942	54608	54,360	49,060	5,300	9.7%	COPR	HORWITH	JTLX30129
04/17/08	05/09/08	003254943	54609	65,240	50,760	14,480	22.2%	COPR	HORWITH	JTLX30129
04/17/08	05/09/08	003254944	54610	64,680	49,380	15,300	23.7%	COPR	HORWITH	JTLX30129
04/17/08	05/09/08	003254945	54611	11,580	50,340	(38,760)	-334.7%	COPR	HORWITH	JTLX30129
04/17/08	05/09/08	003254946	54612	68,200	51,440	16,760	24.6%	COPR	HORWITH	NRLX527077
04/17/08	05/09/08	003254947	54613	50,520	50,640	(120)	-0.2%	COPR	HORWITH	NRLX527077
04/17/08	05/09/08	003254948	54614	68,200	49,480	18,720	27.4%	COPR	HORWITH	NRLX527077
04/17/08	05/09/08	003254949	54615	46,600	51,860	(5,260)	-11.3%	COPR	HORWITH	NRLX528252
04/17/08	05/09/08	003254950	54616	12,740	52,200	(39,460)	-309.7%	COPR	HORWITH	NRLX527077
04/17/08	05/09/08	003254951	54617	68,660	52,600	16,060	23.4%	COPR	HORWITH	NRLX528252
04/17/08	05/09/08	003254952	54618	18,680	51,400	(32,720)	-175.2%	COPR	HORWITH	NRLX528252
04/17/08	05/09/08	003254953	54619	69,220	49,400	19,820	28.6%	COPR	HORWITH	NRLX528252
04/17/08	05/14/08	003254954	54620	29,040	49,800	(20,760)	-71.5%	COPR	HORWITH	NRLX526087
04/17/08	05/14/08	003254955	54621	68,280	51,120	17,160	25.1%	COPR	HORWITH	NRLX526087
04/17/08	05/14/08	003254956	54622	76,520	49,940	26,580	34.7%	COPR	HORWITH	NRLX526087
04/18/08	05/09/08	003254957	54623	55,040	48,640	6,400	11.6%	COPR	HORWITH	DJLX98519
04/18/08	05/09/08	003254958	54624	66,840	48,540	18,300	27.4%	COPR	HORWITH	DJLX98519
04/18/08	05/09/08	003254959	54625	34,200	49,440	(15,240)	-44.6%	COPR	HORWITH	DJLX98519
04/18/08	05/09/08	003254960	54626	34,200	51,500	(17,300)	-50.6%	COPR	HORWITH	DJLX98519
04/18/08	05/09/08	003254961	54627	37,120	50,100	(12,980)	-35.0%	COPR	HORWITH	NRLX527465
04/18/08	05/09/08	003254962	54628	75,920	50,560	25,360	33.4%	COPR	HORWITH	NRLX527465
04/18/08	05/09/08	003254963	54629	75,520	49,400	26,120	34.6%	COPR	HORWITH	NRLX527465
04/18/08	05/09/08	003254964	54630	13,760	50,920	(37,160)	-270.1%	COPR	HORWITH	NRLX527465
04/18/08	05/09/08	003254965	54631	15,960	50,240	(34,280)	-214.8%	COPR	HORWITH	CITX300151
04/18/08	05/09/08	003254966	54632	66,740	50,100	16,640	24.9%	COPR	HORWITH	CITX300151
04/18/08	05/09/08	003254967	54633	76,980	51,220	25,760	33.5%	COPR	HORWITH	CITX300151
04/18/08	05/09/08	003254968	54634	38,620	51,900	(13,280)	-34.4%	COPR	HORWITH	CITX300151
04/18/08	05/09/08	003254969	54635	62,280	51,700	10,580	17.0%	COPR	HORWITH	CHUX304
04/18/08	05/09/08	003254970	54636	68,900	49,180	19,720	28.6%	COPR	HORWITH	CHUX304
04/18/08	05/09/08	003254971	54637	33,920	51,560	(17,640)	-52.0%	COPR	HORWITH	CHUX304
04/18/08	05/09/08	003254972	54638	33,940	49,300	(15,360)	-45.3%	COPR	HORWITH	CHUX304
04/18/08	05/14/08	003254973	54639	75,720	49,160	26,560	35.1%	COPR	HORWITH	NRLX527608
04/18/08	05/14/08	003254974	54640	74,820	49,560	25,260	33.8%	COPR	HORWITH	NRLX527608
04/18/08	05/14/08	003254975	54641	24,620	49,560	(24,940)	-101.3%	COPR	HORWITH	NRLX527608
04/18/08	05/14/08	003254976	54642	24,620	49,580	(24,960)	-101.4%	COPR	HORWITH	NRLX527608
04/18/08	05/15/08	003254977	54643	46,740	49,500	(2,760)	-5.9%	COPR	HORWITH	JTLX30152
04/18/08	05/15/08	003254978	54644	76,180	49,700	26,480	34.8%	COPR	HORWITH	JTLX30152
04/18/08	05/15/08	003254979	54645	34,300	50,100	(15,800)	-46.1%	COPR	HORWITH	JTLX30152
04/18/08	05/15/08	003254980	54646	44,220	50,140	(5,920)	-13.4%	COPR	HORWITH	CEFX35827
04/18/08	05/15/08	003254981	54647	34,320	50,280	(15,960)	-46.5%	COPR	HORWITH	JTLX30152
04/18/08	05/15/08	003254982	54648	65,460	50,280	15,180	23.2%	COPR	HORWITH	CEFX35827
04/18/08	05/15/08	003254983	54649	67,940	50,220	17,720	26.1%	COPR	HORWITH	CEFX35827
04/18/08	05/15/08	003254984	54650	17,280	49,980	(32,700)	-189.2%	COPR	HORWITH	CEFX35827
04/18/08	05/14/08	003254985	54651	14,800	49,380	(34,580)	-233.6%	COPR	HORWITH	CHUX237
04/18/08	05/14/08	003254986	54652	74,780	50,100	24,680	33.0%	COPR	HORWITH	CHUX237
04/18/08	05/14/08	003254987	54653	76,300	51,620	24,680	32.3%	COPR	HORWITH	CHUX237
04/18/08	05/14/08	003254988	54654	66,840	48,080	18,760	28.1%	COPR	HORWITH	CHUX192
04/18/08	05/14/08	003254989	54655	75,240	49,340	25,900	34.4%	COPR	HORWITH	CHUX192
04/18/08	05/14/08	003254990	54656	26,240	49,580	(23,340)	-88.9%	COPR	HORWITH	CHUX192
04/18/08	05/09/08	003254991	54657	66,500	50,140	16,360	24.6%	COPR	HORWITH	CHUX238
04/18/08	05/14/08	003254992	54658	26,220	48,760	(22,540)	-86.0%	COPR	HORWITH	CHUX192
04/18/08	05/09/08	003254993	54659	67,000	48,660	18,340	27.4%	COPR	HORWITH	CHUX238
04/18/08	05/09/08	003254994	54660	25,420	48,720	(23,300)	-91.7%	COPR	HORWITH	CHUX238
04/18/08	05/09/08	003254995	54661	75,400	51,120	24,280	32.2%	COPR	HORWITH	NRLX526018
04/18/08	05/09/08	003254996	54662	25,400	49,360	(23,960)	-94.3%	COPR	HORWITH	CHUX238
04/18/08	05/09/08	003254997	54663	30,040	50,640	(20,600)	-68.6%	COPR	HORWITH	NRLX526018
04/18/08	05/09/08	003254998	54664	76,380	51,940	24,440	32.0%	COPR	HORWITH	NRLX526018
04/18/08	05/14/08	003254999	54665	31,240	51,680	(20,440)	-65.4%	COPR	HORWITH	CHUX237
04/18/08	05/09/08	003255000	54666	30,040	50,000	(19,960)	-66.4%	COPR	HORWITH	NRLX526018
04/18/08	05/15/08	003255002	54667	75,980	48,760	27,220	35.8%	COPR	HORWITH	CITX300128
04/18/08	05/14/08	003255003	54668	23,800	49,460	(25,660)	-107.8%	COPR	HORWITH	NRLX526087
04/18/08	05/15/08	003255004	54669	75,360	50,860	24,500	32.5%	COPR	HORWITH	CITX300128
04/18/08	05/15/08	003255005	54670	23,700	49,760	(26,060)	-110.0%	COPR	HORWITH	CITX300128
04/18/08	05/15/08	003255006	54671	23,700	51,200	(27,500)	-116.0%	COPR	HORWITH	CITX300128
04/18/08	05/15/08	003255007	54672	53,480	51,540	1,940	3.6%	COPR	HORWITH	CITX300023
04/18/08	05/15/08	003255008	54673	75,840	50,860	24,980	32.9%	COPR	HORWITH	CITX300023
04/18/08	05/15/08	003255009	54674	33,500	49,440	(15,940)	-47.6%	COPR	HORWITH	CITX300023

Honeywell

HONEYWELL SA-7 USE HAZARDOUS WASTE TRACKING (2006)										
Date Shipped	Date of Return Manifest	State Manifest	Man. Doc #	Facilty Manifest Weight (lbs)	Estimated Weight (lbs)	Manifest - Estimate (lbs)	Manifest - Estimate (%)	Material	Transporter	RAILCAR #
04/18/08	05/15/08	003255012	54675	33,500	49,440	(15,940)	-47.6%	COPR	HORWITH	CITX300023
04/18/08	05/09/08	003255013	54676	16,040	52,140	(36,100)	-225.1%	COPR	HORWITH	JTLX30119
04/18/08	05/15/08	003255014	54677	66,680	51,620	15,060	22.6%	COPR	HORWITH	JTLX30155
04/18/08	05/15/08	003255015	54678	13,360	52,280	(38,920)	-291.3%	COPR	HORWITH	JTLX30155
04/18/08	05/15/08	003255016	54679	57,140	50,580	6,560	11.5%	COPR	HORWITH	JTLX30155
04/18/08	05/15/08	003255017	54680	67,820	50,940	16,880	24.9%	COPR	HORWITH	JTLX30155
04/18/08	05/15/08	003255018	54681	44,940	49,360	(4,420)	-9.8%	COPR	HORWITH	NDYX320467
04/18/08	05/15/08	003255019	54682	75,360	49,260	26,100	34.6%	COPR	HORWITH	NDYX320467
04/18/08	05/15/08	003255020	54683	68,240	51,360	16,880	24.7%	COPR	HORWITH	NDYX320467
04/18/08	05/15/08	003255021	54684	10,880	51,800	(40,920)	-376.1%	COPR	HORWITH	NDYX320467
04/21/08	05/15/08	003255022	54685	58,040	49,960	8,080	13.9%	COPR	HORWITH	JTLX30117
04/21/08	05/15/08	003255023	54686	69,240	49,300	19,940	28.8%	COPR	HORWITH	JTLX30117
04/21/08	05/15/08	003255024	54687	33,760	50,380	(16,620)	-49.2%	COPR	HORWITH	JTLX30117
04/21/08	05/15/08	003255025	54688	33,760	51,160	(17,400)	-51.5%	COPR	HORWITH	JTLX30117
04/21/08	05/15/08	003255026	54689	68,640	49,880	18,760	27.3%	COPR	HORWITH	JTLX275
04/21/08	05/15/08	003255027	54690	68,060	48,800	19,260	28.3%	COPR	HORWITH	JTLX275
04/21/08	05/15/08	003255028	54691	34,280	50,280	(16,000)	-46.7%	COPR	HORWITH	JTLX275
04/21/08	05/15/08	003255029	54692	34,300	51,960	(17,660)	-51.5%	COPR	HORWITH	JTLX275
04/21/08	05/09/08	003255030	54693	17,600	50,780	(33,180)	-188.5%	COPR	HORWITH	JTLX166
04/21/08	05/09/08	003255031	54694	69,460	51,320	18,140	26.1%	COPR	HORWITH	JTLX166
04/21/08	05/09/08	003255032	54695	69,140	50,860	18,280	26.4%	COPR	HORWITH	JTLX166
04/21/08	05/09/08	003255033	54696	43,860	50,560	(6,700)	-15.3%	COPR	HORWITH	JTLX166
04/21/08	05/09/08	003255034	54697	67,980	50,380	17,600	25.9%	COPR	HORWITH	JTLX30119
04/21/08	05/09/08	003255035	54698	68,000	50,320	17,680	26.0%	COPR	HORWITH	JTLX30119
04/21/08	05/09/08	003255036	54699	50,060	50,680	(620)	-1.2%	COPR	HORWITH	JTLX30119
04/21/08	05/14/08	003255037	54700	25,980	50,500	(24,520)	-94.4%	COPR	HORWITH	CHUX312
04/21/08	05/14/08	003255038	54701	67,100	51,340	15,760	23.5%	COPR	HORWITH	CHUX312
04/21/08	05/14/08	003255039	54702	14,860	49,600	(34,740)	-233.8%	COPR	HORWITH	CHUX312
04/21/08	05/14/08	003255040	54703	90,780	48,780	42,000	46.3%	COPR	HORWITH	CHUX312
04/21/08	05/09/08	003255041	54704	24,660	48,700	(24,040)	-97.5%	COPR	HORWITH	CHUX204
04/21/08	05/09/08	003255042	54705	67,760	51,960	15,800	23.3%	COPR	HORWITH	CHUX204
04/21/08	05/09/08	003255043	54706	68,940	51,460	17,480	25.4%	COPR	HORWITH	CHUX204
04/21/08	05/09/08	003255044	54707	40,620	51,680	(11,060)	-27.2%	COPR	HORWITH	CHUX204
04/21/08	05/15/08	003255045	54708	26,500	51,300	(24,800)	-93.6%	COPR	HORWITH	CEFX35819
04/21/08	05/15/08	003255046	54709	75,600	48,700	26,900	35.6%	COPR	HORWITH	CEFX35819
04/21/08	05/15/08	003255047	54710	68,400	49,680	18,720	27.4%	COPR	HORWITH	CEFX35819
04/21/08	05/14/08	003255048	54711	38,980	49,140	(10,160)	-26.1%	COPR	HORWITH	CHUX307
04/21/08	05/14/08	003255049	54712	67,300	48,520	18,780	27.9%	COPR	HORWITH	CHUX307
04/21/08	05/14/08	003255050	54713	68,180	49,920	18,260	26.8%	COPR	HORWITH	CHUX307
04/21/08	05/14/08	003255051	54714	20,300	49,920	(29,620)	-145.9%	COPR	HORWITH	CHUX307
04/21/08	05/14/08	003255052	54715	66,840	49,980	16,860	25.2%	COPR	HORWITH	CHUX264
04/21/08	05/15/08	003255053	54716	29,400	50,360	(20,960)	-71.3%	COPR	HORWITH	CEFX35819
04/21/08	05/14/08	003255054	54717	37,420	50,120	(12,700)	-33.9%	COPR	HORWITH	CHUX264
04/21/08	05/14/08	003255055	54718	75,460	50,300	25,160	33.3%	COPR	HORWITH	CHUX264
04/21/08	05/14/08	003255056	54719	22,760	50,200	(27,440)	-120.6%	COPR	HORWITH	CHUX264
04/21/08	05/14/08	003255057	54720	32,240	52,640	(20,400)	-63.3%	COPR	HORWITH	NRLX527683
04/21/08	05/14/08	003255058	54721	66,640	51,680	14,960	22.4%	COPR	HORWITH	NRLX527683
04/21/08	05/14/08	003255059	54722	67,760	49,860	17,900	26.4%	COPR	HORWITH	NRLX527683
04/21/08	05/14/08	003255060	54723	29,400	49,340	(19,940)	-67.8%	COPR	HORWITH	NRLX527683
04/21/08	05/15/08	003255061	54724	20,540	50,180	(29,640)	-144.3%	COPR	HORWITH	JTLX262
04/21/08	05/15/08	003255062	54725	75,900	51,720	24,180	31.9%	COPR	HORWITH	JTLX262
04/21/08	05/15/08	003255063	54726	68,740	50,520	18,220	26.5%	COPR	HORWITH	JTLX262
04/21/08	05/15/08	003255064	54727	36,360	50,460	(14,100)	-38.8%	COPR	HORWITH	JTLX262
04/21/08	05/15/08	003255065	54728	76,360	51,840	24,520	32.1%	COPR	HORWITH	JTLX30150
04/21/08	05/15/08	003255066	54729	67,100	50,740	16,360	24.4%	COPR	HORWITH	JTLX30150
04/21/08	05/15/08	003255067	54730	27,780	50,200	(22,420)	-80.7%	COPR	HORWITH	JTLX30150
04/21/08	05/15/08	003255068	54731	27,780	51,840	(24,060)	-86.6%	COPR	HORWITH	JTLX30150
04/21/08	05/15/08	003255069	54732	58,800	52,200	6,600	11.2%	COPR	HORWITH	JTLX252
04/21/08	05/15/08	003255070	54733	68,900	48,720	20,180	29.3%	COPR	HORWITH	JTLX252
04/21/08	05/15/08	003255071	54734	33,900	51,360	(17,460)	-51.5%	COPR	HORWITH	JTLX252
04/22/08	05/15/08	003255072	54735	68,420	50780	17,640	25.8%	COPR	HORWITH	JTLX80
04/22/08	05/15/08	003255073	54736	62,280	49,540	12,740	20.5%	COPR	HORWITH	JTLX80
04/22/08	05/15/08	003255074	54737	34,220	50,760	(16,540)	-48.3%	COPR	HORWITH	JTLX80
04/22/08	05/15/08	003255075	54738	34,220	49,280	(15,060)	-44.0%	COPR	HORWITH	JTLX80
04/22/08	05/14/08	003255076	54739	46,100	50,240	(4,140)	-9.0%	COPR	HORWITH	NRLX527694
04/22/08	05/14/08	003255077	54740	76,420	49,940	26,480	34.7%	COPR	HORWITH	NRLX527694
04/22/08	05/14/08	003255078	54741	37,980	49,680	(11,700)	-30.8%	COPR	HORWITH	NRLX527694
04/22/08	05/14/08	003255079	54742	37,960	50,140	(12,180)	-32.1%	COPR	HORWITH	NRLX527694
04/22/08	05/15/08	003255080	54743	62,520	49,300	13,220	21.1%	COPR	HORWITH	CITX300156
04/22/08	05/15/08	003255081	54744	75,720	50,200	25,520	33.7%	COPR	HORWITH	CITX300156
04/22/08	05/15/08	003255082	54745	28,260	49,120	(20,860)	-73.8%	COPR	HORWITH	CITX300156
04/22/08	05/15/08	003255083	54746	28,260	50,040	(21,780)	-77.1%	COPR	HORWITH	CITX300156
04/22/08	05/15/08	003255084	54747	19,860	50,460	(30,600)	-154.1%	COPR	HORWITH	JTLX274
04/22/08	05/15/08	003255085	54748	75,860	49,600	26,260	34.6%	COPR	HORWITH	JTLX274

HONEYWELL SA-7 USE HAZARDOUS WASTE TRACKING (2006)										
Date Shipped	Date of Return Manifest	State Manifest	Man. Doc #	Facilty Manifest Weight (lbs)	Estimated Weight (lbs)	Manifest - Estimate (lbs)	Manifest - Estimate (%)	Material	Transporter	RAILCAR #
04/22/08	05/15/08	003255086	54749	68,480	48,720	19,760	28.9%	COPR	HORWITH	JTLX274
04/22/08	05/15/08	003255087	54750	29,700	48,600	(18,900)	-63.6%	COPR	HORWITH	JTLX274
04/22/08	05/14/08	003255088	54751	37,800	50,300	(12,500)	-33.1%	COPR	HORWITH	CHUX289
04/22/08	05/14/08	003255089	54752	75,560	50,320	25,240	33.4%	COPR	HORWITH	CHUX289
04/22/08	05/14/08	003255090	54753	75,580	49,800	25,780	34.1%	COPR	HORWITH	CHUX289
04/22/08	05/15/08	003255091	54754	69,020	49,600	19,420	28.1%	COPR	HORWITH	CEFX35238
04/22/08	05/14/08	003255092	54755	16,020	50,220	(34,200)	-213.5%	COPR	HORWITH	CHUX289
04/22/08	05/15/08	003255093	54756	69,240	51,360	17,880	25.8%	COPR	HORWITH	CEFX35238
04/22/08	05/15/08	003255094	54757	29,940	51,160	(21,220)	-70.9%	COPR	HORWITH	CEFX35238
04/22/08	05/15/08	003255095	54758	29,960	51,020	(21,060)	-70.3%	COPR	HORWITH	CEFX35238
04/22/08	05/15/08	003255096	54759	67,560	51,660	15,900	23.5%	COPR	HORWITH	CHUX266
04/22/08	05/15/08	003255097	54760	68,100	49,380	18,720	27.5%	COPR	HORWITH	CHUX266
04/22/08	05/15/08	003255098	54761	33,480	49,560	(16,080)	-48.0%	COPR	HORWITH	CHUX266
04/22/08	05/15/08	003255099	54762	33,480	49,020	(15,540)	-46.4%	COPR	HORWITH	CHUX266
04/22/08	06/01/08	003255100	54763	54,480	49,880	4,600	8.4%	COPR	HORWITH	JTLX30139
04/22/08	05/15/08	003255101	54764	33,880	49,620	(15,740)	-46.5%	COPR	HORWITH	JTLX252
04/22/08	06/01/08	003255102	54765	67,540	49,840	17,700	26.2%	COPR	HORWITH	JTLX30139
04/22/08	06/01/08	003255103	54766	38,620	49,820	(11,200)	-29.0%	COPR	HORWITH	JTLX30139
04/22/08	06/01/08	003255104	54767	38,600	51,460	(12,860)	-33.3%	COPR	HORWITH	JTLX30139
04/22/08	06/01/08	003255105	54768	67,520	51,060	16,460	24.4%	COPR	HORWITH	CHUX265
04/22/08	06/01/08	003255106	54769	67,200	51,980	15,220	22.6%	COPR	HORWITH	CHUX265
04/22/08	06/01/08	003255107	54770	37,720	52,600	(14,880)	-39.4%	COPR	HORWITH	CHUX265
04/22/08	05/29/08	003255108	54771	8,280	52,480	(44,200)	-533.8%	COPR	HORWITH	JTLX170
04/22/08	06/01/08	003255109	54772	37,720	50,600	(12,880)	-34.1%	COPR	HORWITH	CHUX265
04/22/08	05/29/08	003255110	54773	68,440	51,340	17,100	25.0%	COPR	HORWITH	JTLX170
04/22/08	05/29/08	003255111	54774	67,560	52,400	15,160	22.4%	COPR	HORWITH	JTLX170
04/22/08	05/29/08	003255112	54775	68,760	51,780	16,980	24.7%	COPR	HORWITH	JTLX170
04/22/08	05/29/08	003255113	54776	67,280	51,560	15,720	23.4%	COPR	HORWITH	JTLX127
04/22/08	05/29/08	003255114	54777	67,580	51,500	16,080	23.8%	COPR	HORWITH	JTLX127
04/22/08	05/29/08	003255115	54778	33,540	49,740	(16,200)	-48.3%	COPR	HORWITH	JTLX127
04/22/08	05/29/08	003255116	54779	33,540	49,860	(16,320)	-48.7%	COPR	HORWITH	JTLX127
04/22/08	05/29/08	003255117	54780	67,280	51,640	15,640	23.2%	COPR	HORWITH	NRLX526068
04/22/08	05/29/08	003255118	54781	68,880	51,880	17,000	24.7%	COPR	HORWITH	NRLX526068
04/22/08	05/29/08	003255119	54782	33,720	50,860	(17,140)	-50.8%	COPR	HORWITH	NRLX526068
04/22/08	05/29/08	003255120	54783	33,740	51,380	(17,640)	-52.3%	COPR	HORWITH	NRLX526068
04/22/08	05/14/08	003255121	54784	76,040	49,460	26,580	35.0%	COPR	HORWITH	CHUX128
04/23/08	05/15/08	003255122	54785	45,740	50,780	(5,040)	-11.0%	COPR	HORWITH	JTLX30131
04/23/08	05/15/08	003255123	54786	75,940	49,960	25,980	34.2%	COPR	HORWITH	JTLX30131
04/23/08	05/15/08	003255124	54787	37,640	49,700	(12,060)	-32.0%	COPR	HORWITH	JTLX30131
04/23/08	05/15/08	003255125	54788	37,640	49,020	(11,380)	-30.2%	COPR	HORWITH	JTLX30131
04/23/08	05/14/08	003255126	54789	75,960	50,120	25,840	34.0%	COPR	HORWITH	CHUX128
04/23/08	05/14/08	003255127	54790	23,740	51,060	(27,320)	-115.1%	COPR	HORWITH	CHUX128
04/23/08	05/14/08	003255128	54791	23,740	50,500	(26,760)	-112.7%	COPR	HORWITH	CHUX128
04/23/08	05/15/08	003255129	54792	21,340	51,180	(29,840)	-139.8%	COPR	HORWITH	JTLX30123
04/23/08	05/15/08	003255130	54793	62,160	50,200	11,960	19.2%	COPR	HORWITH	JTLX30123
04/23/08	05/15/08	003255131	54794	68,780	52,380	16,400	23.8%	COPR	HORWITH	JTLX30123
04/23/08	05/15/08	003255132	54795	51,120	51,700	(580)	-1.1%	COPR	HORWITH	JTLX30123
04/23/08	05/14/08	003255133	54796	29,300	50,220	(20,920)	-71.4%	COPR	HORWITH	NRLX526126
04/23/08	05/14/08	003255134	54797	67,640	50,220	17,420	25.8%	COPR	HORWITH	NRLX526126
04/23/08	05/14/08	003255135	54798	68,440	51,460	16,980	24.8%	COPR	HORWITH	NRLX526126
04/23/08	05/14/08	003255136	54799	36,540	51,180	(14,640)	-40.1%	COPR	HORWITH	NRLX526126
04/23/08	05/15/08	003255137	54800	29,780	51,800	(22,020)	-73.9%	COPR	HORWITH	JTLX30169
04/23/08	05/15/08	003255138	54801	68,980	50,800	18,180	26.4%	COPR	HORWITH	JTLX30169
04/23/08	05/15/08	003255139	54802	66,640	51,380	15,260	22.9%	COPR	HORWITH	JTLX30169
04/23/08	05/15/08	003255140	54803	37,280	50,100	(12,820)	-34.4%	COPR	HORWITH	JTLX30169
04/23/08	05/15/08	003255141	54804	21,440	50,600	(29,160)	-136.0%	COPR	HORWITH	CITX300116
04/23/08	05/15/08	003255142	54805	68,620	48,900	19,720	28.7%	COPR	HORWITH	CITX300116
04/23/08	05/15/08	003255143	54806	67,540	48,460	19,080	28.2%	COPR	HORWITH	CITX300116
04/23/08	05/15/08	003255144	54807	37,900	49,140	(11,240)	-29.7%	COPR	HORWITH	CITX300116
04/23/08	05/15/08	003255145	54808	10,920	48,480	(37,560)	-344.0%	COPR	HORWITH	NDYX320335
04/23/08	05/15/08	003255146	54809	67,120	48,760	18,360	27.4%	COPR	HORWITH	NDYX320335
04/23/08	05/15/08	003255147	54810	69,300	51,500	17,800	25.7%	COPR	HORWITH	NDYX320335
04/23/08	05/15/08	003255148	54811	47,720	50,820	(3,100)	-6.5%	COPR	HORWITH	NDYX320335
04/23/08	05/14/08	003255149	54812	26,680	50,640	(23,960)	-89.8%	COPR	HORWITH	NRLX527649
04/23/08	05/14/08	003255150	54813	67,240	49,820	17,420	25.9%	COPR	HORWITH	NRLX527649
04/23/08	05/14/08	003255151	54814	75,640	50,100	25,540	33.8%	COPR	HORWITH	NRLX527649
04/23/08	05/14/08	003255152	54815	29,480	51,600	(22,120)	-75.0%	COPR	HORWITH	NRLX527649
04/23/08	05/15/08	003255153	54816	29,880	49,280	(19,400)	-64.9%	COPR	HORWITH	CEFX35241
04/23/08	05/15/08	003255154	54817	68,480	50,780	17,700	25.8%	COPR	HORWITH	CEFX35241
04/23/08	05/15/08	003255155	54818	68,400	49,420	18,980	27.7%	COPR	HORWITH	CEFX35241
04/23/08	05/15/08	003255156	54819	38,020	48,800	(10,780)	-28.4%	COPR	HORWITH	JTLX30153
04/23/08	05/15/08	003255157	54820	31,040	49,500	(18,460)	-59.5%	COPR	HORWITH	CEFX35241
04/23/08	05/15/08	003255158	54821	76,040	51,080	24,960	32.8%	COPR	HORWITH	JTLX30153
04/23/08	05/15/08	003255159	54822	67,780	49,560	18,220	26.9%	COPR	HORWITH	JTLX30153

Honeywell

HONEYWELL SA-7 USE HAZARDOUS WASTE TRACKING (2006)										
Date Shipped	Date of Return Manifest	State Manifest	Man. Doc #	Facilty Manifest Weight (lbs)	Estimated Weight (lbs)	Manifest - Estimate (lbs)	Manifest - Estimate (%)	Material	Transporter	RAILCAR #
04/23/08	05/15/08	003255160	54823	13,720	51,000	(37,280)	-271.7%	COPR	HORWITH	JTLX30153
04/23/08	05/14/08	003255161	54824	43,260	50,360	(7,100)	-16.4%	COPR	HORWITH	NRLX528057
04/23/08	05/14/08	003255162	54825	68,800	50,980	17,820	25.9%	COPR	HORWITH	NRLX528057
04/23/08	05/14/08	003255164	54826	61,800	51,520	10,280	16.6%	COPR	HORWITH	NRLX528057
04/23/08	05/14/08	003255165	54827	29,880	52,440	(22,560)	-75.5%	COPR	HORWITH	NRLX528057
04/23/08	05/15/08	003255166	54828	17,440	51,280	(33,840)	-194.0%	COPR	HORWITH	JTLX186
04/23/08	05/15/08	003255167	54829	75,760	51,060	24,700	32.6%	COPR	HORWITH	JTLX186
04/23/08	05/15/08	003255168	54830	32,620	50,080	(17,460)	-53.5%	COPR	HORWITH	JTLX186
04/23/08	05/15/08	003255169	54831	76,480	52,380	24,100	31.5%	COPR	HORWITH	JTLX186
04/23/08	05/15/08	003255170	54832	30,700	50,520	(19,820)	-64.6%	COPR	HORWITH	JTLX30127
04/23/08	05/15/08	003255171	54833	68,580	52,440	16,140	23.5%	COPR	HORWITH	JTLX30127
04/23/08	05/15/08	003255172	54834	75,860	51,120	24,740	32.6%	COPR	HORWITH	JTLX30127
04/23/08	05/15/08	003255173	54835	30,720	51,420	(20,700)	-67.4%	COPR	HORWITH	JTLX30127
04/23/08	05/15/08	003255174	54836	46,060	50,040	(3,980)	-8.6%	COPR	HORWITH	NRLX526136
04/23/08	05/15/08	003255175	54837	75,900	50,740	25,160	33.1%	COPR	HORWITH	NRLX526136
04/23/08	05/15/08	003255176	54838	68,740	50,140	18,600	27.1%	COPR	HORWITH	NRLX526136
04/23/08	05/15/08	003255177	54839	9,580	49,640	(40,060)	-418.2%	COPR	HORWITH	NRLX526136
04/23/08	07/30/08	003255178	54840	37,940	50,060	(12,120)	-31.9%	COPR	HORWITH	CEFX35823
04/23/08	07/30/08	003255179	54841	67,260	50,620	16,640	24.7%	COPR	HORWITH	CEFX35823
04/23/08	07/30/08	003255180	54842	26,220	50,220	(24,000)	-91.5%	COPR	HORWITH	CEFX35823
04/23/08	07/30/08	003255181	54843	68,020	51,140	16,880	24.8%	COPR	HORWITH	CEFX35823
04/23/08	05/15/08	003255182	54844	17,760	49,920	(32,160)	-181.1%	COPR	HORWITH	CITX300115
04/23/08	05/15/08	003255183	54845	62,400	49,000	13,400	21.5%	COPR	HORWITH	CITX300115
04/23/08	05/15/08	003255184	54846	67,940	49,620	18,320	27.0%	COPR	HORWITH	CITX300115
04/24/08	05/14/08	003255185	54847	52,500	50,140	2,360	4.5%	COPR	HORWITH	NRLX526298
04/24/08	05/14/08	003255186	54848	66,740	50,800	15,940	23.9%	COPR	HORWITH	NRLX526298
04/24/08	05/14/08	003255187	54849	67,080	51,340	15,740	23.5%	COPR	HORWITH	NRLX526298
04/24/08	05/14/08	003255188	54850	14,500	50,240	(35,740)	-246.5%	COPR	HORWITH	NRLX526298
04/24/08	05/15/08	003255189	54851	50,380	51,140	(760)	-1.5%	COPR	HORWITH	JTLX30157
04/24/08	05/15/08	003255190	54852	67,340	50,900	16,440	24.4%	COPR	HORWITH	JTLX30157
04/24/08	05/15/08	003255191	54853	67,520	51,480	16,040	23.8%	COPR	HORWITH	JTLX30157
04/24/08	05/15/08	003255192	54854	14,820	50,000	(35,180)	-237.4%	COPR	HORWITH	JTLX30157
04/24/08	05/15/08	003255193	54855	18,420	50,940	(32,520)	-176.5%	COPR	HORWITH	CITX300124
04/24/08	05/15/08	003255194	54856	66,660	52,400	14,260	21.4%	COPR	HORWITH	CITX300124
04/24/08	05/15/08	003255195	54857	75,960	50,960	25,000	32.9%	COPR	HORWITH	CITX300124
04/24/08	05/15/08	003255196	54858	41,680	50,120	(8,440)	-20.2%	COPR	HORWITH	CITX300124
04/24/08	05/14/08	003255197	54859	13,040	50,100	(37,060)	-284.2%	COPR	HORWITH	CHUX294
04/24/08	05/14/08	003255198	54860	68,320	51,160	17,160	25.1%	COPR	HORWITH	CHUX294
04/24/08	05/14/08	003255199	54861	66,900	51,600	15,300	22.9%	COPR	HORWITH	CHUX294
04/24/08	05/14/08	003255200	54862	49,820	49,260	560	1.1%	COPR	HORWITH	CHUX294
04/24/08	05/15/08	003255201	54863	75,900	50,180	25,720	33.9%	COPR	HORWITH	CITX300117
04/24/08	05/15/08	003255202	54864	6,780	50,800	(44,020)	-649.3%	COPR	HORWITH	CITX300117
04/24/08	05/15/08	003255203	54865	68,120	51,960	16,160	23.7%	COPR	HORWITH	CITX300117
04/24/08	05/15/08	003255204	54866	49,100	50,080	(980)	-2.0%	COPR	HORWITH	CITX300117
04/24/08	05/15/08	003255205	54867	53,080	51,200	1,880	3.5%	COPR	HORWITH	JTLX279
04/24/08	05/15/08	003255206	54868	76,140	49,460	26,680	35.0%	COPR	HORWITH	JTLX279
04/24/08	05/15/08	003255207	54869	38,460	49,000	(10,540)	-27.4%	COPR	HORWITH	JTLX279
04/24/08	05/15/08	003255208	54870	30,180	51,060	(20,880)	-69.2%	COPR	HORWITH	JTLX279
04/24/08	05/15/08	003255209	54871	66,940	49,840	17,100	25.5%	COPR	HORWITH	JTLX30146
04/24/08	05/15/08	003255210	54872	67,420	50,900	16,520	24.5%	COPR	HORWITH	JTLX30146
04/24/08	05/15/08	003255211	54873	34,460	50,740	(16,280)	-47.2%	COPR	HORWITH	JTLX30146
04/24/08	05/15/08	003255212	54874	34,460	50,240	(15,780)	-45.8%	COPR	HORWITH	JTLX30146
04/24/08	05/15/08	003255213	54875	67,060	49,680	17,380	25.9%	COPR	HORWITH	JTLX30124
04/24/08	05/15/08	003255214	54876	68,500	50,980	17,520	25.6%	COPR	HORWITH	JTLX30124
04/24/08	05/15/08	003255215	54877	33,220	51,860	(18,640)	-56.1%	COPR	HORWITH	JTLX30124
04/24/08	05/15/08	003255216	54878	75,780	48,880	26,900	35.5%	COPR	HORWITH	JTLX30104
04/24/08	05/15/08	003255217	54879	33,240	49,580	(16,340)	-49.2%	COPR	HORWITH	JTLX30124
04/24/08	05/15/08	003255218	54880	75,500	49,060	26,440	35.0%	COPR	HORWITH	JTLX30104
04/24/08	05/15/08	003255219	54881	68,640	50,500	18,140	26.4%	COPR	HORWITH	CITX300100
04/24/08	05/15/08	003255220	54882	25,280	52,280	(27,000)	-106.8%	COPR	HORWITH	JTLX30104
04/24/08	05/15/08	003255221	54883	25,260	51,480	(26,220)	-103.8%	COPR	HORWITH	JTLX30104
04/24/08	05/15/08	003255222	54884	25,540	51,640	(26,100)	-102.2%	COPR	HORWITH	CITX300100
04/24/08	05/15/08	003255223	54885	16,140	51,880	(35,740)	-221.4%	COPR	HORWITH	CITX300100
04/24/08	05/15/08	003255224	54886	97,080	52,480	44,600	45.9%	COPR	HORWITH	CITX300100
04/24/08	05/15/08	003255225	54887	57,320	52,120	5,200	9.1%	COPR	HORWITH	JTLX30118
04/24/08	05/15/08	003255226	54888	67,860	51,380	16,480	24.3%	COPR	HORWITH	JTLX30118
04/24/08	05/15/08	003255227	54889	10,380	51,540	(41,160)	-396.5%	COPR	HORWITH	JTLX30118
04/24/08	05/15/08	003255228	54890	68,520	50,760	17,760	25.9%	COPR	HORWITH	JTLX30118
04/24/08	05/15/08	003255229	54891	28,640	51,060	(22,420)	-78.3%	COPR	HORWITH	CHUX280
04/24/08	05/15/08	003255230	54892	67,040	52,440	14,600	21.8%	COPR	HORWITH	CHUX280
04/24/08	05/15/08	003255231	54893	68,180	50,760	17,420	25.6%	COPR	HORWITH	CHUX280
04/24/08	05/15/08	003255232	54894	36,040	51,080	(15,040)	-41.7%	COPR	HORWITH	CHUX280
04/24/08	05/14/08	003255233	54895	75,920	51,700	24,220	31.9%	COPR	HORWITH	CHUX230
04/24/08	05/14/08	003255234	54896	68,420	51,280	17,140	25.1%	COPR	HORWITH	CHUX230

HONEYWELL SA-7 USE HAZARDOUS WASTE TRACKING (2006)										
Date Shipped	Date of Return Manifest	State Manifest	Man. Doc #	Facilty Manifest Weight (lbs)	Estimated Weight (lbs)	Manifest - Estimate (lbs)	Manifest - Estimate (%)	Material	Transporter	RAILCAR #
04/24/08	05/14/08	003255235	54897	29,180	51,320	(22,140)	-75.9%	COPR	HORWITH	CHUX230
04/24/08	05/14/08	003255236	54898	29,200	51,520	(22,320)	-76.4%	COPR	HORWITH	CHUX230
04/24/08	05/14/08	003255237	54899	66,920	50,000	16,920	25.3%	COPR	HORWITH	NRLX527969
04/24/08	05/14/08	003255238	54900	66,960	51,880	15,080	22.5%	COPR	HORWITH	NRLX527969
04/24/08	05/14/08	003255239	54901	34,020	51,500	(17,480)	-51.4%	COPR	HORWITH	NRLX527969
04/24/08	05/14/08	003255240	54902	34,020	49,420	(15,400)	-45.3%	COPR	HORWITH	NRLX527969
04/24/08	05/14/08	003255241	54903	68,160	52,320	15,840	23.2%	COPR	HORWITH	CHUX162
04/24/08	05/14/08	003255242	54904	21,380	52,200	(30,820)	-144.2%	COPR	HORWITH	CHUX162
04/24/08	05/14/08	003255243	54905	66,660	50,680	15,980	24.0%	COPR	HORWITH	CHUX162
04/24/08	05/14/08	003255244	54906	49,540	51,700	(2,160)	-4.4%	COPR	HORWITH	CHUX162
04/24/08	05/15/08	003255245	54907	45,420	49,860	(4,440)	-9.8%	COPR	HORWITH	CITX300115
04/24/08	05/15/08	003255246	54908	9,480	51,620	(42,140)	-444.5%	COPR	HORWITH	CEFX35849
04/25/08	05/15/08	003255247	54909	66,260	51,540	14,720	22.2%	COPR	HORWITH	CEFX35849
04/25/08	05/15/08	003255248	54910	66,760	50,080	16,680	25.0%	COPR	HORWITH	CEFX35849
04/25/08	05/15/08	003255249	54911	57,480	50,400	7,080	12.3%	COPR	HORWITH	CEFX35849
04/25/08	05/14/08	003255250	54912	67,600	51,680	15,920	23.6%	COPR	HORWITH	NRLX527572
04/25/08	05/14/08	003255251	54913	67,700	49,500	18,200	26.9%	COPR	HORWITH	NRLX527572
04/25/08	05/14/08	003255252	54914	29,140	51,340	(22,200)	-76.2%	COPR	HORWITH	NRLX527572
04/25/08	05/14/08	003255253	54915	29,160	49,900	(20,740)	-71.1%	COPR	HORWITH	NRLX527572
04/25/08	05/15/08	003255254	54916	69,180	50,740	18,440	26.7%	COPR	HORWITH	JTLX277
04/25/08	05/15/08	003255255	54917	68,780	50,600	18,180	26.4%	COPR	HORWITH	JTLX277
04/25/08	05/15/08	003255256	54918	34,060	50,060	(16,000)	-47.0%	COPR	HORWITH	JTLX277
04/25/08	05/15/08	003255257	54919	34,080	52,000	(17,920)	-52.6%	COPR	HORWITH	JTLX277
04/25/08	05/14/08	003255258	54920	21,820	50,100	(28,280)	-129.6%	COPR	HORWITH	CHUX196
04/25/08	05/14/08	003255259	54921	68,060	50,180	17,880	26.3%	COPR	HORWITH	CHUX196
04/25/08	05/14/08	003255260	54922	60,240	51,820	8,420	14.0%	COPR	HORWITH	CHUX196
04/25/08	05/14/08	003255261	54923	50,840	49,640	1,200	2.4%	COPR	HORWITH	CHUX196
04/25/08	05/14/08	003255262	54924	19,380	50,140	(30,760)	-158.7%	COPR	HORWITH	CHUX149
04/25/08	05/14/08	003255263	54925	68,980	52,200	16,780	24.3%	COPR	HORWITH	CHUX149
04/25/08	05/14/08	003255264	54926	68,320	50,340	17,980	26.3%	COPR	HORWITH	CHUX149
04/25/08	05/14/08	003255265	54927	46,360	50,340	(3,980)	-8.6%	COPR	HORWITH	CHUX149
04/25/08	05/14/08	003255266	54928	10,960	50,000	(39,040)	-356.2%	COPR	HORWITH	CHUX113
04/25/08	05/14/08	003255267	54929	67,600	48,720	18,880	27.9%	COPR	HORWITH	CHUX113
04/25/08	05/14/08	003255268	54930	69,060	49,060	20,000	29.0%	COPR	HORWITH	CHUX113
04/25/08	05/14/08	003255269	54931	49,840	50,300	(460)	-0.9%	COPR	HORWITH	CHUX113
04/25/08	05/14/08	003255270	54932	19,840	50,160	(30,320)	-152.8%	COPR	HORWITH	NRLX528336
04/25/08	05/14/08	003255271	54933	76,540	51,320	25,220	33.0%	COPR	HORWITH	NRLX528336
04/25/08	05/14/08	003255272	54934	67,060	49,520	17,540	26.2%	COPR	HORWITH	NRLX528336
04/25/08	05/14/08	003255273	54935	31,940	51,100	(19,160)	-60.0%	COPR	HORWITH	NRLX528336
04/25/08	05/15/08	003255274	54936	66,540	51,500	15,040	22.6%	COPR	HORWITH	CEFX35802
04/25/08	05/15/08	003255275	54937	76,160	50,720	25,440	33.4%	COPR	HORWITH	CEFX35802
04/25/08	05/15/08	003255276	54938	28,240	49,080	(20,840)	-73.8%	COPR	HORWITH	CEFX35802
04/25/08	05/15/08	003255277	54939	28,240	49,660	(21,420)	-75.8%	COPR	HORWITH	CEFX35802
04/25/08	05/19/08	003255278	54940	24,500	48,220	(23,720)	-96.8%	COPR	HORWITH	NRLX527606
04/25/08	05/19/08	003255279	54941	75,900	48,000	27,900	36.8%	COPR	HORWITH	NRLX527606
04/25/08	05/19/08	003255280	54942	76,120	48,020	28,100	36.9%	COPR	HORWITH	NRLX527606
04/25/08	05/19/08	003255281	54943	15,200	49,660	(34,460)	-226.7%	COPR	HORWITH	NRLX527606
04/25/08	05/15/08	003255282	54944	8,960	48,900	(39,940)	-445.8%	COPR	HORWITH	CEFX35240
04/25/08	05/15/08	003255283	54945	68,020	51,040	16,980	25.0%	COPR	HORWITH	CEFX35240
04/25/08	05/15/08	003255284	54946	66,300	49,960	16,340	24.6%	COPR	HORWITH	CEFX35240
04/25/08	05/15/08	003255285	54947	55,400	50,680	4,720	8.5%	COPR	HORWITH	CEFX35240
04/25/08	05/14/08	003255286	54948	49,700	51,000	(1,300)	-2.6%	COPR	HORWITH	NRLX527825
04/25/08	05/14/08	003255287	54949	67,280	51,380	15,900	23.6%	COPR	HORWITH	NRLX527825
04/25/08	05/14/08	003255288	54950	76,700	52,640	24,060	31.4%	COPR	HORWITH	NRLX527825
04/25/08	05/14/08	003255289	54951	9,080	50,460	(41,380)	-455.7%	COPR	HORWITH	NRLX527825
04/25/08	05/15/08	003255290	54952	8,800	50,380	(41,580)	-472.5%	COPR	HORWITH	JTLX30156
04/25/08	05/15/08	003255291	54953	68,460	50,880	17,580	25.7%	COPR	HORWITH	JTLX30156
04/25/08	05/15/08	003255292	54954	67,620	50,420	17,200	25.4%	COPR	HORWITH	JTLX30156
04/25/08	05/15/08	003255293	54955	55,220	50,660	4,560	8.3%	COPR	HORWITH	JTLX30156
04/25/08	05/15/08	003255294	54956	9,960	50,920	(40,960)	-411.2%	COPR	HORWITH	JTLX30144
04/25/08	05/15/08	003255295	54957	67,020	50,900	16,120	24.1%	COPR	HORWITH	JTLX30144
04/25/08	05/15/08	003255296	54958	66,900	49,760	17,140	25.6%	COPR	HORWITH	JTLX30144
04/25/08	05/15/08	003255297	54959	58,880	50,920	7,960	13.5%	COPR	HORWITH	JTLX30144
04/25/08	05/15/08	003255298	54960	67,340	49,060	18,280	27.1%	COPR	HORWITH	JTLX30134
04/25/08	05/15/08	003255299	54961	67,280	49,140	18,140	27.0%	COPR	HORWITH	JTLX30134
04/25/08	05/15/08	003255300	54962	28,240	49,220	(20,980)	-74.3%	COPR	HORWITH	JTLX30134
04/25/08	05/15/08	003255301	54963	28,240	49,540	(21,300)	-75.4%	COPR	HORWITH	JTLX30134
04/25/08	05/15/08	003255302	54964	68,860	51,220	17,640	25.6%	COPR	HORWITH	HLMX1274
04/25/08	05/15/08	003255303	54965	69,420	50,860	18,560	26.7%	COPR	HORWITH	HLMX1274
04/25/08	05/15/08	003255304	54966	34,440	50,800	(16,360)	-47.5%	COPR	HORWITH	HLMX1274
04/25/08	05/15/08	003255305	54967	34,420	50,280	(15,860)	-46.1%	COPR	HORWITH	HLMX1274
04/25/08	05/15/08	003255306	54968	67,080	51,540	15,540	23.2%	COPR	HORWITH	JTLX30147
04/25/08	05/15/08	003255307	54969	47,780	52,200	(4,420)	-9.3%	COPR	HORWITH	JTLX30147
04/25/08	05/15/08	003255308	54970	68,180	49,980	18,200	26.7%	COPR	HORWITH	JTLX30147

Honeywell

HONEYWELL SA-7 USE HAZARDOUS WASTE TRACKING (2006)										
Date Shipped	Date of Return Manifest	State Manifest	Man. Doc #	Facilty Manifest Weight (lbs)	Estimated Weight (lbs)	Manifest - Estimate (lbs)	Manifest - Estimate (%)	Material	Transporter	RAILCAR #
04/28/08	05/15/08	003255309	54971	36,020	50,340	(14,320)	-39.8%	COPR	HORWITH	CITX300152
04/28/08	05/15/08	003255310	54972	77,700	49,080	28,620	36.8%	COPR	HORWITH	CITX300152
04/28/08	05/15/08	003255311	54973	45,140	51,480	(6,340)	-14.0%	COPR	HORWITH	JTLX273
04/28/08	05/15/08	003255312	54974	15,340	50,060	(34,720)	-226.3%	COPR	HORWITH	CITX300152
04/28/08	05/15/08	003255313	54975	75,940	50,400	25,540	33.6%	COPR	HORWITH	CITX300152
04/28/08	05/15/08	003255314	54976	19,040	51,280	(32,240)	-169.3%	COPR	HORWITH	JTLX30147
04/28/08	05/15/08	003255315	54977	68,440	51,100	17,340	25.3%	COPR	HORWITH	JTLX273
04/28/08	05/15/08	003255316	54978	67,360	50,400	16,960	25.2%	COPR	HORWITH	JTLX273
04/28/08	05/15/08	003255317	54979	20,480	49,960	(29,480)	-143.9%	COPR	HORWITH	JTLX273
04/28/08	05/15/08	003255318	54980	24,800	50,200	(25,400)	-102.4%	COPR	HORWITH	NRLX526064
04/28/08	05/15/08	003255319	54981	76,300	51,520	24,780	32.5%	COPR	HORWITH	NRLX526064
04/28/08	05/15/08	003255320	54982	76,140	50,340	25,800	33.9%	COPR	HORWITH	NRLX526064
04/28/08	05/15/08	003255321	54983	23,260	51,020	(27,760)	-119.3%	COPR	HORWITH	NRLX526064
04/28/08	05/15/08	003255322	54984	67,660	50,760	16,900	25.0%	COPR	HORWITH	JTLX156
04/28/08	05/15/08	003255323	54985	76,120	50,640	25,480	33.5%	COPR	HORWITH	JTLX156
04/28/08	05/15/08	003255324	54986	25,160	50,700	(25,540)	-101.5%	COPR	HORWITH	JTLX156
04/28/08	05/15/08	003255325	54987	25,180	50,040	(24,860)	-98.7%	COPR	HORWITH	JTLX156
04/28/08	06/01/08	003255326	54988	59,440	51,480	7,960	13.4%	COPR	HORWITH	CEFX35236
04/28/08	06/01/08	003255327	54989	34,180	51,140	(16,960)	-49.6%	COPR	HORWITH	CEFX35236
04/28/08	06/01/08	003255328	54990	75,400	51,200	24,200	32.1%	COPR	HORWITH	CEFX35236
04/28/08	06/01/08	003255329	54991	34,180	51,980	(17,800)	-52.1%	COPR	HORWITH	CEFX35236
04/28/08	05/15/08	003255330	54992	60,500	49,120	11,380	18.8%	COPR	HORWITH	CHUX140
04/28/08	05/15/08	003255331	54993	68,260	49,780	18,480	27.1%	COPR	HORWITH	CHUX140
04/28/08	05/15/08	003255332	54994	38,080	50,180	(12,100)	-31.8%	COPR	HORWITH	CHUX140
04/28/08	05/15/08	003255333	54995	38,060	50,920	(12,860)	-33.8%	COPR	HORWITH	CHUX140
04/28/08	05/14/08	003255334	54996	15,700	50,640	(34,940)	-222.5%	COPR	HORWITH	NRLX526562
04/28/08	05/14/08	003255335	54997	67,680	51,760	15,920	23.5%	COPR	HORWITH	NRLX526562
04/28/08	05/14/08	003255336	54998	69,620	51,520	18,100	26.0%	COPR	HORWITH	NRLX526562
04/28/08	05/14/08	003255337	54999	50,080	51,300	(1,220)	-2.4%	COPR	HORWITH	NRLX526562
04/28/08	05/15/08	003255338	55000	16,120	48,900	(32,780)	-203.3%	COPR	HORWITH	CEFX35841
04/28/08	05/15/08	003255339	55001	67,400	49,660	17,740	26.3%	COPR	HORWITH	CEFX35841
04/28/08	05/15/08	003255340	55002	75,800	51,840	23,960	31.6%	COPR	HORWITH	CEFX35841
04/28/08	05/15/08	003255343	55003	38,540	50,660	(12,120)	-31.4%	COPR	HORWITH	CEFX35841
04/28/08	05/14/08	003255344	55004	13,800	50,720	(36,920)	-267.5%	COPR	HORWITH	NRLX526164
04/28/08	05/15/08	003255345	55005	77,160	50,960	26,200	34.0%	COPR	HORWITH	NDYX320318
04/28/08	05/14/08	003255346	55006	68,980	52,360	16,620	24.1%	COPR	HORWITH	NRLX526164
04/28/08	05/14/08	003255347	55007	68,920	50,120	18,800	27.3%	COPR	HORWITH	NRLX526164
04/28/08	05/14/08	003255348	55008	49,220	49,480	(260)	-0.5%	COPR	HORWITH	NRLX526164
04/28/08	05/15/08	003255349	55009	61,380	51,960	9,420	15.3%	COPR	HORWITH	NDYX320318
04/28/08	05/15/08	003255350	55010	46,760	50,560	(3,800)	-8.1%	COPR	HORWITH	CITX300123
04/28/08	05/15/08	003255351	55011	30,320	50,620	(20,300)	-67.0%	COPR	HORWITH	NDYX320318
04/28/08	05/15/08	003255352	55012	30,320	50,400	(20,080)	-66.2%	COPR	HORWITH	NDYX320318
04/28/08	05/15/08	003255353	55013	19,480	52,740	(33,260)	-170.7%	COPR	HORWITH	CITX300123
04/28/08	05/15/08	003255354	55014	69,020	51,440	17,580	25.5%	COPR	HORWITH	CITX300123
04/28/08	05/15/08	003255355	55015	67,860	50,880	16,980	25.0%	COPR	HORWITH	CITX300123
04/28/08	05/15/08	003255356	55016	55,640	51,100	4,540	8.2%	COPR	HORWITH	NRLX528363
04/28/08	05/15/08	003255357	55017	68,160	50,460	17,700	26.0%	COPR	HORWITH	NRLX528363
04/28/08	05/15/08	003255358	55018	68,500	50,820	17,680	25.8%	COPR	HORWITH	NRLX528363
04/28/08	05/15/08	003255359	55019	6,720	50,620	(43,900)	-653.3%	COPR	HORWITH	NRLX528363
04/28/08	05/15/08	003255360	55020	14,080	51,760	(37,680)	-267.6%	COPR	HORWITH	CITX300136
04/28/08	05/15/08	003255361	55021	68,080	51,180	16,900	24.8%	COPR	HORWITH	CITX300136
04/28/08	05/15/08	003255362	55022	67,860	51,000	16,860	24.8%	COPR	HORWITH	CITX300136
04/28/08	05/15/08	003255363	55023	52,600	51,140	1,460	2.8%	COPR	HORWITH	CITX300136
04/28/08	05/15/08	003255364	55024	37,020	49,940	(12,920)	-34.9%	COPR	HORWITH	NRLX527570
04/28/08	05/15/08	003255365	55025	75,420	51,440	23,980	31.8%	COPR	HORWITH	NRLX527570
04/28/08	05/15/08	003255366	55026	75,960	49,480	26,480	34.9%	COPR	HORWITH	NRLX527570
04/28/08	05/15/08	003255367	55027	13,040	51,780	(38,740)	-297.1%	COPR	HORWITH	NRLX527570
04/28/08	05/14/08	003255368	55028	67,380	52,160	15,220	22.6%	COPR	HORWITH	NRLX527489
04/28/08	05/14/08	003255369	55029	18,200	51,540	(33,340)	-183.2%	COPR	HORWITH	NRLX527489
04/28/08	05/14/08	003255370	55030	66,300	51,560	14,740	22.2%	COPR	HORWITH	NRLX527489
04/28/08	05/14/08	003255371	55031	52,960	51,560	1,400	2.6%	COPR	HORWITH	NRLX527489
04/28/08	05/19/08	003255372	55032	12,820	50,920	(38,100)	-297.2%	COPR	HORWITH	JTLX30125
04/28/08	05/19/08	003255373	55033	76,520	51,720	24,800	32.4%	COPR	HORWITH	JTLX30125
04/28/08	05/19/08	003255374	55034	75,480	50,320	25,160	33.3%	COPR	HORWITH	JTLX30125
04/29/08	05/19/08	003255375	55035	36,520	50,500	(13,980)	-38.3%	COPR	HORWITH	CHUX268
04/29/08	05/19/08	003255376	55036	36,120	49,600	(13,480)	-37.3%	COPR	HORWITH	CHUX268
04/29/08	05/19/08	003255377	55037	67,260	51,060	16,200	24.1%	COPR	HORWITH	CHUX268
04/29/08	05/19/08	003255378	55038	52,060	51,080	980	1.9%	COPR	HORWITH	CHUX268
04/29/08	05/19/08	003255379	55039	36,900	49,860	(12,960)	-35.1%	COPR	HORWITH	DJLX98509
04/29/08	05/19/08	003255380	55040	69,060	50,920	18,140	26.3%	COPR	HORWITH	DJLX98509
04/29/08	05/19/08	003255381	55041	31,440	52,140	(20,700)	-65.8%	COPR	HORWITH	JTLX30125
04/29/08	05/19/08	003255382	55042	69,080	50,980	18,100	26.2%	COPR	HORWITH	DJLX98509
04/29/08	05/19/08	003255383	55043	31,120	49,680	(18,560)	-59.6%	COPR	HORWITH	DJLX98509
04/29/08	05/19/08	003255384	55044	67,620	50,600	17,020	25.2%	COPR	HORWITH	NRLX526386

Honeywell

HONEYWELL SA-7 USE HAZARDOUS WASTE TRACKING (2006)										
Date Shipped	Date of Return Manifest	State Manifest	Man. Doc #	Facilty Manifest Weight (lbs)	Estimated Weight (lbs)	Manifest - Estimate (lbs)	Manifest - Estimate (%)	Material	Transporter	RAILCAR #
04/29/08	05/19/08	003255385	55045	76,720	51,500	25,220	32.9%	COPR	HORWITH	NRLX526386
04/29/08	05/19/08	003255386	55046	31,300	52,360	(21,060)	-67.3%	COPR	HORWITH	NRLX526386
04/29/08	05/19/08	003255387	55047	31,320	52,240	(20,920)	-66.8%	COPR	HORWITH	NRLX526386
04/29/08	05/19/08	003255388	55048	55,420	50,080	5,340	9.6%	COPR	HORWITH	CHUX168
04/29/08	05/19/08	003255389	55049	67,520	50,680	16,840	24.9%	COPR	HORWITH	CHUX168
04/29/08	05/19/08	003255390	55050	37,940	51,840	(13,900)	-36.6%	COPR	HORWITH	CHUX168
04/29/08	05/19/08	003255391	55051	37,940	51,380	(13,440)	-35.4%	COPR	HORWITH	CHUX168
04/29/08	05/14/08	003255392	55052	30,400	49,840	(19,440)	-63.9%	COPR	HORWITH	CHUX286
04/29/08	05/14/08	003255393	55053	68,860	51,280	17,580	25.5%	COPR	HORWITH	CHUX286
04/29/08	05/14/08	003255394	55054	68,760	50,740	18,020	26.2%	COPR	HORWITH	CHUX286
04/29/08	05/14/08	003255395	55055	31,920	50,900	(18,980)	-59.5%	COPR	HORWITH	CHUX286
04/29/08	05/19/08	003255396	55056	68,540	48,620	19,920	29.1%	COPR	HORWITH	CEFX35800
04/29/08	05/19/08	003255397	55057	46,080	50,900	(4,820)	-10.5%	COPR	HORWITH	CEFX35800
04/29/08	05/19/08	003255398	55058	69,080	51,300	17,780	25.7%	COPR	HORWITH	CEFX35800
04/29/08	05/19/08	003255399	55059	13,000	48,860	(35,860)	-275.8%	COPR	HORWITH	CEFX35800
04/29/08	05/14/08	003255400	55060	23,940	50,540	(26,600)	-111.1%	COPR	HORWITH	NRLX527648
04/29/08	05/14/08	003255401	55061	69,000	50,980	18,020	26.1%	COPR	HORWITH	NRLX527648
04/29/08	05/14/08	003255402	55062	67,860	51,040	16,820	24.8%	COPR	HORWITH	NRLX527648
04/29/08	05/14/08	003255403	55063	38,680	51,760	(13,080)	-33.8%	COPR	HORWITH	NRLX527648
04/29/08	05/19/08	003255404	55064	68,360	50,200	18,160	26.6%	COPR	HORWITH	CHUX291
04/29/08	05/19/08	003255405	55065	67,920	51,020	16,900	24.9%	COPR	HORWITH	CHUX291
04/29/08	05/19/08	003255406	55066	52,780	50,660	2,120	4.0%	COPR	HORWITH	CHUX291
04/29/08	05/19/08	003255407	55067	14,740	51,140	(36,400)	-246.9%	COPR	HORWITH	CHUX291
04/29/08	05/15/08	003255408	55068	35,980	49,840	(13,860)	-38.5%	COPR	HORWITH	NRLX585671
04/29/08	05/15/08	003255409	55069	57,120	50,520	6,600	11.6%	COPR	HORWITH	NRLX585671
04/29/08	05/15/08	003255410	55070	67,340	51,140	16,200	24.1%	COPR	HORWITH	NRLX585671
04/29/08	05/15/08	003255411	55071	39,540	51,200	(11,660)	-29.5%	COPR	HORWITH	NRLX585671
04/29/08	05/19/08	003255412	55072	37,500	50,600	(13,100)	-34.9%	COPR	HORWITH	CHUX251
04/29/08	05/19/08	003255413	55073	75,900	51,500	24,400	32.1%	COPR	HORWITH	CHUX251
04/29/08	05/19/08	003255414	55074	69,080	50,460	18,620	27.0%	COPR	HORWITH	CHUX251
04/29/08	05/19/08	003255415	55075	14,020	51,200	(37,180)	-265.2%	COPR	HORWITH	CHUX251
04/29/08	05/19/08	003255416	55076	26,320	51,400	(25,080)	-95.3%	COPR	HORWITH	CHUX295
04/29/08	05/19/08	003255417	55077	75,840	52,680	23,160	30.5%	COPR	HORWITH	CHUX295
04/29/08	05/19/08	003255418	55078	67,460	51,140	16,320	24.2%	COPR	HORWITH	CHUX295
04/29/08	05/19/08	003255419	55079	39,020	50,660	(11,640)	-29.8%	COPR	HORWITH	CHUX295
04/29/08	05/19/08	003255420	55080	19,880	50,700	(30,820)	-155.0%	COPR	HORWITH	DJLX98515
04/29/08	05/19/08	003255421	55081	75,160	49,960	25,200	33.5%	COPR	HORWITH	DJLX98515
04/29/08	05/19/08	003255422	55082	76,080	51,520	24,560	32.3%	COPR	HORWITH	DJLX98515
04/29/08	05/19/08	003255423	55083	29,460	51,660	(22,200)	-75.4%	COPR	HORWITH	DJLX98515
04/29/08	05/15/08	003255424	55084	44,480	50,940	(6,460)	-14.5%	COPR	HORWITH	NDYX320461
04/29/08	05/15/08	003255425	55085	20,040	52,060	(32,020)	-159.8%	COPR	HORWITH	NDYX320461
04/29/08	05/15/08	003255426	55086	68,040	51,160	16,880	24.8%	COPR	HORWITH	NDYX320461
04/29/08	05/15/08	003255427	55087	69,620	49,760	19,860	28.5%	COPR	HORWITH	NDYX320461
04/29/08	05/19/08	003255428	55088	76,020	50,060	25,960	34.1%	COPR	HORWITH	NRLX527852
04/29/08	05/19/08	003255429	55089	62,840	51,520	11,320	18.0%	COPR	HORWITH	CHUX201
04/29/08	05/19/08	003255430	55090	28,300	51,400	(23,100)	-81.6%	COPR	HORWITH	NRLX527852
04/29/08	05/19/08	003255431	55091	67,420	49,940	17,480	25.9%	COPR	HORWITH	NRLX527852
04/29/08	05/19/08	003255432	55092	31,040	51,280	(20,240)	-65.2%	COPR	HORWITH	JTLX260
04/29/08	05/19/08	003255433	55093	28,300	51,540	(23,240)	-82.1%	COPR	HORWITH	NRLX527852
04/29/08	05/19/08	003255434	55094	67,900	50,540	17,360	25.6%	COPR	HORWITH	JTLX260
04/29/08	05/19/08	003255435	55095	33,260	50,160	(16,900)	-50.8%	COPR	HORWITH	JTLX260
04/29/08	05/19/08	003255436	55096	69,120	51,140	17,980	26.0%	COPR	HORWITH	JTLX260
04/29/08	06/01/08	003255437	55097	42,900	49,140	(6,240)	-14.5%	COPR	HORWITH	NRLX526020
04/29/08	06/01/08	003255438	55098	67,520	51,720	15,800	23.4%	COPR	HORWITH	NRLX526020
04/30/08	05/19/08	003255439	55099	16,800	50,680	(33,880)	-201.7%	COPR	HORWITH	NRLX526221
04/30/08	05/19/08	003255440	55100	68,640	50,800	17,840	26.0%	COPR	HORWITH	NRLX526221
04/30/08	05/19/08	003255441	55101	67,740	50,160	17,580	26.0%	COPR	HORWITH	NRLX526221
04/30/08	05/19/08	003255442	55102	44,280	50,120	(5,840)	-13.2%	COPR	HORWITH	NRLX526221
04/30/08	05/19/08	003255443	55103	75,260	51,920	23,340	31.0%	COPR	HORWITH	CHUX241
04/30/08	05/19/08	003255444	55104	75,440	50,840	24,600	32.6%	COPR	HORWITH	CHUX241
04/30/08	05/19/08	003255445	55105	24,440	51,420	(26,980)	-110.4%	COPR	HORWITH	CHUX241
04/30/08	05/19/08	003255446	55106	24,440	51,080	(26,640)	-109.0%	COPR	HORWITH	CHUX241
04/30/08	05/19/08	003255447	55107	25,680	50,440	(24,760)	-96.4%	COPR	HORWITH	NRLX526072
04/30/08	05/19/08	003255448	55108	69,040	51,420	17,620	25.5%	COPR	HORWITH	NRLX526072
04/30/08	05/19/08	003255449	55109	41,700	52,320	(10,620)	-25.5%	COPR	HORWITH	NRLX526072
04/30/08	05/19/08	003255450	55110	67,600	52,120	15,480	22.9%	COPR	HORWITH	NRLX526072
04/30/08	05/19/08	003255451	55111	77,160	52,260	24,900	32.3%	COPR	HORWITH	CHUX201
04/30/08	05/19/08	003255452	55112	31,300	49,980	(18,680)	-59.7%	COPR	HORWITH	CHUX201
04/30/08	05/19/08	003255453	55113	31,300	51,440	(20,140)	-64.3%	COPR	HORWITH	CHUX201
04/30/08	06/01/08	003255454	55114	44,700	51,820	(7,120)	-15.9%	COPR	HORWITH	NRLX526085
04/30/08	06/01/08	003255455	55115	39,600	50,100	(10,500)	-26.5%	COPR	HORWITH	NRLX526085
04/30/08	06/01/08	003255456	55116	37,620	51,580	(13,960)	-37.1%	COPR	HORWITH	NRLX526085
04/30/08	06/01/08	003255457	55117	75,000	52,380	22,620	30.2%	COPR	HORWITH	NRLX526085
04/30/08	06/01/08	003255458	55118	24,420	51,920	(27,500)	-112.6%	COPR	HORWITH	NRLX527560

HONEYWELL SA-7 USE HAZARDOUS WASTE TRACKING (2006)

Date Shipped	Date of Return Manifest	State Manifest	Man. Doc #	Facilty Manifest Weight (lbs)	Estimated Weight (lbs)	Manifest - Estimate (lbs)	Manifest - Estimate (%)	Material	Transporter	RAILCAR #
04/30/08	06/01/08	003255459	55119	76,560	49,420	27,140	35.4%	COPR	HORWITH	NRLX527560
04/30/08	06/01/08	003255460	55120	26,300	49,580	(23,280)	-88.5%	COPR	HORWITH	NRLX527560
04/30/08	06/01/08	003255461	55121	68,460	48,300	20,160	29.4%	COPR	HORWITH	NRLX527560
04/30/08	06/01/08	003255462	55122	68,540	52,060	16,480	24.0%	COPR	HORWITH	NRLX526020
04/30/08	06/01/08	003255463	55123	22,360	51,120	(28,760)	-128.6%	COPR	HORWITH	NRLX526020
04/30/08	06/01/08	003255464	55124	53,420	50,620	2,800	5.2%	COPR	HORWITH	JTLX30106
04/30/08	06/01/08	003255465	55125	75,840	51,420	24,420	32.2%	COPR	HORWITH	JTLX30106
04/30/08	06/01/08	003255466	55126	33,880	51,460	(17,580)	-51.9%	COPR	HORWITH	JTLX30106
04/30/08	06/01/08	003255467	55127	33,860	51,220	(17,360)	-51.3%	COPR	HORWITH	JTLX30106
04/30/08	05/19/08	003255468	55128	60,760	51,380	9,380	15.4%	COPR	HORWITH	JTLX141
04/30/08	05/19/08	003255469	55129	68,540	50,340	18,200	26.6%	COPR	HORWITH	JTLX141
04/30/08	05/19/08	003255470	55130	34,660	52,520	(17,860)	-51.5%	COPR	HORWITH	JTLX141
04/30/08	05/19/08	003255471	55131	34,640	50,920	(16,280)	-47.0%	COPR	HORWITH	JTLX141
04/30/08	05/19/08	003255472	55132	68,780	51,140	17,640	25.6%	COPR	HORWITH	NRLX527656
04/30/08	05/19/08	003255473	55133	67,640	51,560	16,080	23.8%	COPR	HORWITH	NRLX527656
04/30/08	05/19/08	003255474	55134	33,700	51,940	(18,240)	-54.1%	COPR	HORWITH	NRLX527656
04/30/08	05/19/08	003255475	55135	33,720	50,980	(17,260)	-51.2%	COPR	HORWITH	NRLX527656
04/30/08	06/01/08	003255476	55136	48,100	48,500	(400)	-0.8%	COPR	HORWITH	JTLX30160
04/30/08	06/01/08	003255477	55137	76,860	50,460	26,400	34.3%	COPR	HORWITH	JTLX30160
04/30/08	06/01/08	003255478	55138	77,400	51,400	26,000	33.6%	COPR	HORWITH	JTLX4058
04/30/08	06/01/08	003255479	55139	67,380	50,940	16,440	24.4%	COPR	HORWITH	JTLX30160
04/30/08	06/01/08	003255480	55140	6,860	51,160	(44,300)	-645.8%	COPR	HORWITH	JTLX30160
04/30/08	06/01/08	003255481	55141	21,600	52,020	(30,420)	-140.8%	COPR	HORWITH	JTLX4058
04/30/08	06/01/08	003255482	55142	69,320	49,820	19,500	28.1%	COPR	HORWITH	JTLX4058
04/30/08	06/01/08	003255483	55143	36,700	50,740	(14,040)	-38.3%	COPR	HORWITH	CHUX156
04/30/08	06/01/08	003255484	55144	68,540	51,920	16,620	24.2%	COPR	HORWITH	JTLX4058
04/30/08	06/01/08	003255485	55145	49,820	52,000	(2,180)	-4.4%	COPR	HORWITH	CHUX156
04/30/08	06/01/08	003255486	55146	69,300	51,180	18,120	26.1%	COPR	HORWITH	CHUX156
04/30/08	06/01/08	003255487	55147	15,080	51,400	(36,320)	-240.8%	COPR	HORWITH	CHUX156
04/30/08	05/19/08	003255488	55148	37,740	50,860	(13,120)	-34.8%	COPR	HORWITH	CITX300106
04/30/08	05/19/08	003255489	55149	68,000	51,100	16,900	24.9%	COPR	HORWITH	CITX300106
04/30/08	05/19/08	003255490	55150	68,240	50,880	17,360	25.4%	COPR	HORWITH	CITX300106
04/30/08	05/19/08	003255491	55151	28,660	51,900	(23,240)	-81.1%	COPR	HORWITH	CITX300106
04/30/08	06/20/08	003255492	55152	27,460	50,680	(23,220)	-84.6%	COPR	HORWITH	NRLX527466
04/30/08	06/20/08	003255493	55153	67,640	50,940	16,700	24.7%	COPR	HORWITH	NRLX527466
04/30/08	06/20/08	003255494	55154	39,320	51,500	(12,180)	-31.0%	COPR	HORWITH	NRLX527466
04/30/08	06/20/08	003255495	55155	67,580	49,320	18,260	27.0%	COPR	HORWITH	NRLX527466
04/30/08	05/19/08	003255496	55156	26,660	50,620	(23,960)	-89.9%	COPR	HORWITH	CITX300165
04/30/08	05/19/08	003255497	55157	67,860	52,340	15,520	22.9%	COPR	HORWITH	CITX300165
04/30/08	05/19/08	003255498	55158	69,240	50,340	18,900	27.3%	COPR	HORWITH	CITX300165
04/30/08	05/19/08	003255499	55159	37,760	49,000	(11,240)	-29.8%	COPR	HORWITH	CITX300165
04/30/08	05/19/08	003255500	55160	11,080	50,020	(38,940)	-351.4%	COPR	HORWITH	CITX300162
04/30/08	05/19/08	003255501	55161	69,520	50,320	19,200	27.6%	COPR	HORWITH	CITX300162
04/30/08	05/19/08	003255502	55162	67,580	48,900	18,680	27.6%	COPR	HORWITH	CITX300162

03/19/94	**SITE TONS (Month)**	**APR SUB-TOTAL:**	68,017,300	68,825,980	(808,680)	-1.19%
05/10/56	**TONS (Site)**	**CUMULATIVE TOTAL:**	257,675,460	260,316,500	(2,641,040)	-1.02%
09/27/52	**TONS (Facility)**	**CUMULATIVE TOTAL:**	257,675,460	260,316,500	(2,641,040)	-1.02%

05/01/08	06/01/08	003255503	55163	32,380	49,160	(16,780)	-51.8%	COPR	HORWITH	CHUX198
05/01/08	06/01/08	003255504	55164	76,340	48,800	27,540	36.1%	COPR	HORWITH	CHUX198
05/01/08	06/01/08	003255505	55165	68,520	50,060	18,460	26.9%	COPR	HORWITH	CHUX198
05/01/08	06/01/08	003255506	55166	17,500	49,240	(31,740)	-181.4%	COPR	HORWITH	CHUX198
05/01/08	06/01/08	003255507	55167	75,500	48,760	26,740	35.4%	COPR	HORWITH	CEFX35798
05/01/08	06/01/08	003255508	55168	75,880	51,500	24,380	32.1%	COPR	HORWITH	CEFX35798
05/01/08	06/01/08	003255509	55169	25,940	49,280	(23,340)	-90.0%	COPR	HORWITH	CEFX35798
05/01/08	06/01/08	003255510	55170	25,940	49,180	(23,240)	-89.6%	COPR	HORWITH	CEFX35798
05/01/08	06/01/08	003255511	55171	51,880	48,500	3,380	6.5%	COPR	HORWITH	CITX300145
05/01/08	06/01/08	003255512	55172	69,240	50,060	19,180	27.7%	COPR	HORWITH	CITX300145
05/01/08	06/01/08	003255513	55173	68,460	51,580	16,880	24.7%	COPR	HORWITH	CITX300145
05/01/08	06/01/08	003255514	55174	12,240	51,920	(39,680)	-324.2%	COPR	HORWITH	CITX300145
05/01/08	06/01/08	003255515	55175	44,080	49,860	(5,780)	-13.1%	COPR	HORWITH	CEFX35830
05/01/08	06/01/08	003255516	55176	76,700	49,560	27,140	35.4%	COPR	HORWITH	CEFX35799
05/01/08	06/01/08	003255517	55177	69,040	48,000	21,040	30.5%	COPR	HORWITH	CEFX35830
05/01/08	06/01/08	003255518	55178	67,680	50,240	17,440	25.8%	COPR	HORWITH	CEFX35830
05/01/08	06/01/08	003255519	55179	16,380	51,300	(34,920)	-213.2%	COPR	HORWITH	CEFX35830
05/01/08	06/01/08	003255520	55180	25,400	48,340	(22,940)	-90.3%	COPR	HORWITH	NRLX526251
05/01/08	06/01/08	003255521	55181	76,360	49,260	27,100	35.5%	COPR	HORWITH	NRLX526251
05/01/08	06/01/08	003255522	55182	69,320	51,680	17,640	25.4%	COPR	HORWITH	NRLX526251
05/01/08	06/01/08	003255523	55183	24,780	48,740	(23,960)	-96.7%	COPR	HORWITH	NRLX526251
05/01/08	06/01/08	003255524	55184	69,380	48,600	20,780	30.0%	COPR	HORWITH	CHUX278
05/01/08	06/01/08	003255525	55185	75,620	50,260	25,360	33.5%	COPR	HORWITH	CHUX278
05/01/08	06/01/08	003255526	55186	25,800	48,700	(22,900)	-88.8%	COPR	HORWITH	CHUX278
05/01/08	06/01/08	003255527	55187	25,800	49,640	(23,840)	-92.4%	COPR	HORWITH	CHUX278

Honeywell

HONEYWELL SA-7 USE HAZARDOUS WASTE TRACKING (2006)										
Date Shipped	Date of Return Manifest	State Manifest	Man. Doc #	Facilty Manifest Weight (lbs)	Estimated Weight (lbs)	Manifest - Estimate (lbs)	Manifest - Estimate (%)	Material	Transporter	RAILCAR #
05/01/08	05/29/08	003255528	55188	23,060	50,100	(27,040)	-117.3%	COPR	HORWITH	CEFX35852
05/01/08	05/29/08	003255529	55189	35,720	50,900	(15,180)	-42.5%	COPR	HORWITH	CEFX35852
05/01/08	05/29/08	003255530	55190	76,120	51,800	24,320	31.9%	COPR	HORWITH	CEFX35852
05/01/08	05/29/08	003255531	55191	68,180	50,760	17,420	25.6%	COPR	HORWITH	CEFX35852
05/01/08	05/19/08	003255532	55192	67,120	49,640	17,480	26.0%	COPR	HORWITH	CHUX245
05/01/08	05/19/08	003255533	55193	68,240	50,640	17,600	25.8%	COPR	HORWITH	CHUX245
05/01/08	05/19/08	003255534	55194	29,080	50,080	(21,000)	-72.2%	COPR	HORWITH	CHUX245
05/01/08	05/19/08	003255535	55195	29,060	49,800	(20,740)	-71.4%	COPR	HORWITH	CHUX245
05/01/08	06/01/08	003255536	55196	19,320	48,140	(28,820)	-149.2%	COPR	HORWITH	CHUX125
05/01/08	06/01/08	003255537	55197	75,940	49,600	26,340	34.7%	COPR	HORWITH	CHUX125
05/01/08	06/01/08	003255538	55198	67,620	48,020	19,600	29.0%	COPR	HORWITH	CHUX125
05/01/08	06/01/08	003255539	55199	39,140	50,740	(11,600)	-29.6%	COPR	HORWITH	CHUX125
05/01/08	05/19/08	003255540	55200	14,680	50,140	(35,460)	-241.6%	COPR	HORWITH	CEFX35245
05/01/08	05/19/08	003255541	55201	69,300	51,460	17,840	25.7%	COPR	HORWITH	CEFX35245
05/01/08	05/19/08	003255542	55202	67,280	49,900	17,380	25.8%	COPR	HORWITH	CEFX35245
05/01/08	05/19/08	003255543	55203	24,920	51,520	(26,600)	-106.7%	COPR	HORWITH	NRLX526183
05/01/08	05/19/08	003255544	55204	49,680	51,740	(2,060)	-4.1%	COPR	HORWITH	CEFX35245
05/01/08	05/19/08	003255545	55205	67,440	50,840	16,600	24.6%	COPR	HORWITH	NRLX526183
05/01/08	05/19/08	003255546	55206	68,400	52,260	16,140	23.6%	COPR	HORWITH	NRLX526183
05/01/08	05/19/08	003255547	55207	41,880	50,520	(8,640)	-20.6%	COPR	HORWITH	NRLX526183
05/01/08	05/19/08	003255548	55208	67,480	52,300	15,180	22.5%	COPR	HORWITH	CHUX306
05/01/08	05/19/08	003255549	55209	68,240	50,400	17,840	26.1%	COPR	HORWITH	CHUX306
05/01/08	05/19/08	003255550	55210	34,740	50,240	(15,500)	-44.6%	COPR	HORWITH	CHUX306
05/01/08	05/19/08	003255551	55211	34,760	50,420	(15,660)	-45.1%	COPR	HORWITH	CHUX306
05/01/08	05/19/08	003255552	55212	23,960	51,380	(27,420)	-114.4%	COPR	HORWITH	CEFX35807
05/01/08	05/19/08	003255553	55213	76,420	50,340	26,080	34.1%	COPR	HORWITH	CEFX35807
05/01/08	05/19/08	003255554	55214	76,400	49,780	26,620	34.8%	COPR	HORWITH	CEFX35807
05/01/08	05/19/08	003255555	55215	22,940	50,720	(27,780)	-121.1%	COPR	HORWITH	CEFX35807
05/01/08	05/19/08	003255556	55216	76,480	50,080	26,400	34.5%	COPR	HORWITH	CHUX281
05/01/08	05/19/08	003255557	55217	68,000	49,800	18,200	26.8%	COPR	HORWITH	CHUX281
05/01/08	05/19/08	003255558	55218	26,660	52,260	(25,600)	-96.0%	COPR	HORWITH	CHUX281
05/01/08	05/19/08	003255559	55219	26,640	50,980	(24,340)	-91.4%	COPR	HORWITH	CHUX281
05/01/08	05/19/08	003255560	55220	53,520	48,840	4,680	8.7%	COPR	HORWITH	CITX300107
05/01/08	05/19/08	003255561	55221	8,340	51,860	(43,520)	-521.8%	COPR	HORWITH	CITX300107
05/01/08	06/01/08	003255562	55222	45,420	49,700	(4,280)	-9.4%	COPR	HORWITH	CEFX35799
05/01/08	05/19/08	003255563	55223	67,540	50,940	16,600	24.6%	COPR	HORWITH	CITX300107
05/01/08	05/19/08	003255564	55224	50,360	51,200	(840)	-1.7%	COPR	HORWITH	CITX300162
05/01/08	05/19/08	003255565	55225	76,220	51,940	24,280	31.9%	COPR	HORWITH	CITX300107
05/01/08	06/01/08	003255566	55226	37,060	50,420	(13,360)	-36.0%	COPR	HORWITH	CEFX35799
05/02/08	06/01/08	003255567	55227	39,760	49,800	(10,040)	-25.3%	COPR	HORWITH	CEFX35799
05/02/08	06/01/08	003255568	55228	15,880	50,000	(34,120)	-214.9%	COPR	HORWITH	CITX300113
05/02/08	06/01/08	003255569	55229	67,500	49,780	17,720	26.3%	COPR	HORWITH	CITX300113
05/02/08	06/01/08	003255570	55230	69,320	49,920	19,400	28.0%	COPR	HORWITH	CITX300113
05/02/08	06/01/08	003255571	55231	45,300	49,980	(4,680)	-10.3%	COPR	HORWITH	CITX300113
05/02/08	05/29/08	003255572	55232	68,660	50,740	17,920	26.1%	COPR	HORWITH	JTLX30162
05/02/08	05/29/08	003255573	55233	21,880	51,540	(29,660)	-135.6%	COPR	HORWITH	JTLX30162
05/02/08	05/29/08	003255574	55234	77,240	51,320	25,920	33.6%	COPR	HORWITH	JTLX30162
05/02/08	05/29/08	003255575	55235	31,680	51,700	(20,020)	-63.2%	COPR	HORWITH	JTLX30162
05/02/08	06/01/08	003255576	55236	75,500	51,620	23,880	31.6%	COPR	HORWITH	CHUX219
05/02/08	06/01/08	003255577	55237	68,100	52,400	15,700	23.1%	COPR	HORWITH	CHUX219
05/02/08	06/01/08	003255578	55238	29,880	51,540	(21,660)	-72.5%	COPR	HORWITH	CHUX219
05/02/08	06/01/08	003255579	55239	15,140	50,100	(34,960)	-230.9%	COPR	HORWITH	NRLX527827
05/02/08	06/01/08	003255580	55240	67,640	51,020	16,620	24.6%	COPR	HORWITH	NRLX527827
05/02/08	06/01/08	003255581	55241	29,900	50,800	(20,900)	-69.9%	COPR	HORWITH	CHUX219
05/02/08	06/01/08	003255582	55242	49,060	51,060	(2,000)	-4.1%	COPR	HORWITH	NRLX527827
05/02/08	06/01/08	003255583	55243	68,560	49,800	18,760	27.4%	COPR	HORWITH	NRLX527827
05/02/08	06/01/08	003255584	55244	22,300	48,820	(26,520)	-118.9%	COPR	HORWITH	CHUX296
05/02/08	06/01/08	003255585	55245	67,640	48,740	18,900	27.9%	COPR	HORWITH	CHUX296
05/02/08	06/01/08	003255586	55246	75,880	48,400	27,480	36.2%	COPR	HORWITH	CHUX296
05/02/08	06/01/08	003255587	55247	27,600	50,480	(22,880)	-82.9%	COPR	HORWITH	CHUX296
05/02/08	06/01/08	003255588	55248	25,860	51,480	(25,620)	-99.1%	COPR	HORWITH	NRLX527551
05/02/08	06/01/08	003255589	55249	69,100	49,740	19,360	28.0%	COPR	HORWITH	NRLX527551
05/02/08	06/01/08	003255590	55250	68,260	50,240	18,020	26.4%	COPR	HORWITH	NRLX527551
05/02/08	06/01/08	003255591	55251	31,560	49,540	(17,980)	-57.0%	COPR	HORWITH	NRLX527551
05/02/08	06/01/08	003255592	55252	67,760	51,860	15,900	23.5%	COPR	HORWITH	JTLX30114
05/02/08	06/01/08	003255593	55253	68,620	50,720	17,900	26.1%	COPR	HORWITH	JTLX30114
05/02/08	06/01/08	003255594	55254	36,960	51,080	(14,120)	-38.2%	COPR	HORWITH	JTLX30114
05/02/08	06/01/08	003255595	55255	22,240	50,460	(28,220)	-126.9%	COPR	HORWITH	JTLX30114
05/02/08	06/01/08	003255596	55256	10,020	50,300	(40,280)	-402.0%	COPR	HORWITH	HLMX1102
05/02/08	06/01/08	003255597	55257	76,640	49,380	27,260	35.6%	COPR	HORWITH	HLMX1102
05/02/08	06/01/08	003255598	55258	77,120	49,280	27,840	36.1%	COPR	HORWITH	HLMX1102
05/02/08	06/01/08	003255599	55259	67,840	49,980	17,860	26.3%	COPR	HORWITH	NRLX527563
05/02/08	06/01/08	003255600	55260	64,200	51,260	12,940	20.2%	COPR	HORWITH	NRLX527563
05/02/08	06/01/08	003255601	55261	33,520	50,440	(16,920)	-50.5%	COPR	HORWITH	NRLX527563

HONEYWELL SA-7 USE HAZARDOUS WASTE TRACKING (2006)										
Date Shipped	Date of Return Manifest	State Manifest	Man. Doc #	Facilty Manifest Weight (lbs)	Estimated Weight (lbs)	Manifest - Estimate (lbs)	Manifest - Estimate (%)	Material	Transporter	RAILCAR #
05/02/08	06/01/08	003255602	55262	33,540	50,680	(17,140)	-51.1%	COPR	HORWITH	NRLX527563
05/02/08	06/01/08	003255603	55263	38,480	51,260	(12,780)	-33.2%	COPR	HORWITH	HLMX1102
05/02/08	06/01/08	003255604	55264	8,820	51,440	(42,620)	-483.2%	COPR	HORWITH	CEFX35839
05/02/08	06/01/08	003255605	55265	69,300	51,220	18,080	26.1%	COPR	HORWITH	CEFX35839
05/02/08	06/01/08	003255606	55266	75,700	50,920	24,780	32.7%	COPR	HORWITH	CEFX35839
05/02/08	06/01/08	003255607	55267	49,160	52,240	(3,080)	-6.3%	COPR	HORWITH	CEFX35839
05/02/08	06/01/08	003255608	55268	69,300	51,740	17,560	25.3%	COPR	HORWITH	CITX300148
05/02/08	06/01/08	003255609	55269	69,120	52,480	16,640	24.1%	COPR	HORWITH	CITX300148
05/02/08	06/01/08	003255610	55270	29,480	50,040	(20,560)	-69.7%	COPR	HORWITH	CITX300148
05/02/08	06/01/08	003255611	55271	29,500	48,540	(19,040)	-64.5%	COPR	HORWITH	CITX300148
05/02/08	06/01/08	003255612	55272	75,400	50,740	24,660	32.7%	COPR	HORWITH	CEFX35243
05/02/08	06/01/08	003255613	55273	77,280	51,380	25,900	33.5%	COPR	HORWITH	CEFX35243
05/02/08	06/01/08	003255614	55274	25,100	50,420	(25,320)	-100.9%	COPR	HORWITH	CEFX35243
05/02/08	06/01/08	003255615	55275	25,100	50,740	(25,640)	-102.2%	COPR	HORWITH	CEFX35243
05/02/08	06/01/08	003255616	55276	53,640	51,240	2,400	4.5%	COPR	HORWITH	CHUX292
05/02/08	06/01/08	003255617	55277	67,800	49,800	18,000	26.5%	COPR	HORWITH	CHUX292
05/02/08	06/01/08	003255618	55278	69,100	50,020	19,080	27.6%	COPR	HORWITH	CHUX292
05/02/08	06/01/08	003255619	55279	8,880	50,680	(41,800)	-470.7%	COPR	HORWITH	CHUX292
05/02/08	06/01/08	003255620	55280	19,120	51,200	(32,080)	-167.8%	COPR	HORWITH	CHUX283
05/02/08	06/01/08	003255621	55281	69,160	50,360	18,800	27.2%	COPR	HORWITH	CHUX283
05/02/08	06/01/08	003255622	55282	69,220	52,040	17,180	24.8%	COPR	HORWITH	CHUX283
05/02/08	06/01/08	003255623	55283	46,480	52,160	(5,680)	-12.2%	COPR	HORWITH	CHUX283
05/02/08	06/01/08	003255624	55284	76,380	49,520	26,860	35.2%	COPR	HORWITH	NRLX526063
05/02/08	06/01/08	003255625	55285	76,720	50,400	26,320	34.3%	COPR	HORWITH	NRLX526063
05/02/08	06/01/08	003255626	55286	23,400	51,760	(28,360)	-121.2%	COPR	HORWITH	NRLX526063
05/02/08	06/01/08	003255627	55287	77,020	50,520	26,500	34.4%	COPR	HORWITH	CHUX152
05/02/08	06/01/08	003255628	55288	30,340	51,260	(20,920)	-69.0%	COPR	HORWITH	CHUX152
05/02/08	06/01/08	003255629	55289	23,420	51,560	(28,140)	-120.2%	COPR	HORWITH	NRLX526063
05/02/08	06/01/08	003255630	55290	67,580	51,760	15,820	23.4%	COPR	HORWITH	CHUX152
05/05/08	05/29/08	003255631	55291	9,620	50,660	(41,040)	-426.6%	COPR	HORWITH	NRLX527484
05/05/08	05/29/08	003255632	55292	76,860	51,160	25,700	33.4%	COPR	HORWITH	NRLX527484
05/05/08	05/29/08	003255633	55293	77,400	48,880	28,520	36.8%	COPR	HORWITH	NRLX527484
05/05/08	05/29/08	003255634	55294	38,740	50,100	(11,360)	-29.3%	COPR	HORWITH	NRLX527484
05/05/08	05/29/08	003255635	55295	68,820	49,700	19,120	27.8%	COPR	HORWITH	NDYX320342
05/05/08	05/29/08	003255636	55296	69,580	50,560	19,020	27.3%	COPR	HORWITH	NDYX320342
05/05/08	05/29/08	003255637	55297	29,580	50,360	(20,780)	-70.3%	COPR	HORWITH	NDYX320342
05/05/08	05/29/08	003255638	55298	29,580	50,700	(21,120)	-71.4%	COPR	HORWITH	NDYX320342
05/05/08	06/01/08	003255639	55299	30,340	50,260	(19,920)	-65.7%	COPR	HORWITH	CHUX152
05/05/08	06/01/08	003255640	55300	43,180	50,420	(7,240)	-16.8%	COPR	HORWITH	CHUX200
05/05/08	06/01/08	003255641	55301	77,160	50,400	26,760	34.7%	COPR	HORWITH	CHUX200
05/05/08	06/01/08	003255642	55302	38,080	51,780	(13,700)	-36.0%	COPR	HORWITH	CHUX200
05/05/08	06/01/08	003255643	55303	38,060	50,460	(12,400)	-32.6%	COPR	HORWITH	CHUX200
05/05/08	05/29/08	003255644	55304	31,920	48,040	(16,120)	-50.5%	COPR	HORWITH	NRLX528334
05/05/08	05/29/08	003255645	55305	68,440	51,660	16,780	24.5%	COPR	HORWITH	NRLX528334
05/05/08	05/29/08	003255646	55306	68,200	50,660	17,540	25.7%	COPR	HORWITH	NRLX528334
05/05/08	05/29/08	003255647	55307	29,640	50,160	(20,520)	-69.2%	COPR	HORWITH	NRLX528334
05/05/08	06/01/08	003255648	55308	18,940	48,080	(29,140)	-153.9%	COPR	HORWITH	CHUX212
05/05/08	06/01/08	003255649	55309	68,360	50,260	18,100	26.5%	COPR	HORWITH	CHUX212
05/05/08	06/01/08	003255650	55310	67,420	50,360	17,060	25.3%	COPR	HORWITH	CHUX212
05/05/08	06/01/08	003255651	55311	38,580	48,720	(10,140)	-26.3%	COPR	HORWITH	CHUX212
05/05/08	06/01/08	003255652	55312	68,360	48,740	19,620	28.7%	COPR	HORWITH	CHUX330
05/05/08	06/01/08	003255653	55313	68,120	49,080	19,040	28.0%	COPR	HORWITH	CHUX330
05/05/08	06/01/08	003255654	55314	25,600	49,100	(23,500)	-91.8%	COPR	HORWITH	CHUX330
05/05/08	06/01/08	003255655	55315	25,600	50,340	(24,740)	-96.6%	COPR	HORWITH	CHUX330
05/05/08	05/29/08	003255656	55316	29,120	51,320	(22,200)	-76.2%	COPR	HORWITH	CEFX35833
05/05/08	05/29/08	003255657	55317	66,500	49,140	17,360	26.1%	COPR	HORWITH	CEFX35833
05/05/08	05/29/08	003255658	55318	68,060	50,360	17,700	26.0%	COPR	HORWITH	CEFX35833
05/05/08	05/29/08	003255659	55319	34,600	50,360	(15,760)	-45.5%	COPR	HORWITH	CEFX35833
05/05/08	06/05/08	003255660	55320	66,860	49,560	17,300	25.9%	COPR	HORWITH	NDYX320459
05/05/08	06/05/08	003255661	55321	46,540	50,320	(3,780)	-8.1%	COPR	HORWITH	NDYX320459
05/05/08	06/05/08	003255662	55322	40,020	50,680	(10,660)	-26.6%	COPR	HORWITH	NDYX320459
05/05/08	06/05/08	003255663	55323	36,960	49,420	(12,460)	-33.7%	COPR	HORWITH	NDYX320459
05/05/08	06/05/08	003255664	55324	56,320	49,400	6,920	12.3%	COPR	HORWITH	NRLX526033
05/05/08	06/05/08	003255665	55325	76,080	48,000	28,080	36.9%	COPR	HORWITH	NRLX526033
05/05/08	06/05/08	003255666	55326	34,560	49,920	(15,360)	-44.4%	COPR	HORWITH	NRLX526033
05/05/08	06/05/08	003255667	55327	34,560	50,240	(15,680)	-45.4%	COPR	HORWITH	NRLX526033
05/05/08	06/05/08	003255668	55328	67,280	50,940	16,340	24.3%	COPR	HORWITH	CHUX226
05/05/08	06/05/08	003255669	55329	37,380	50,240	(12,860)	-34.4%	COPR	HORWITH	CHUX226
05/05/08	06/05/08	003255670	55330	76,420	49,240	27,180	35.6%	COPR	HORWITH	CHUX226
05/05/08	06/05/08	003255671	55331	19,780	49,580	(29,800)	-150.7%	COPR	HORWITH	CHUX226
05/05/08	06/01/08	003255672	55332	35,880	50,220	(14,340)	-40.0%	COPR	HORWITH	CHUX102
05/05/08	06/01/08	003255673	55333	77,400	51,200	26,200	33.9%	COPR	HORWITH	CHUX102
05/05/08	06/01/08	003255674	55334	67,100	50,500	16,600	24.7%	COPR	HORWITH	CHUX102
05/05/08	06/01/08	003255675	55335	21,400	52,540	(31,140)	-145.5%	COPR	HORWITH	CHUX102

Honeywell

HONEYWELL SA-7 USE HAZARDOUS WASTE TRACKING (2006)										
Date Shipped	Date of Return Manifest	State Manifest	Man. Doc #	Facilty Manifest Weight (lbs)	Estimated Weight (lbs)	Manifest - Estimate (lbs)	Manifest - Estimate (%)	Material	Transporter	RAILCAR #
05/05/08	05/29/08	003255676	55336	16,120	51,900	(35,780)	-222.0%	COPR	HORWITH	JTLX30171
05/05/08	05/29/08	003255677	55337	67,200	49,540	17,660	26.3%	COPR	HORWITH	JTLX30171
05/05/08	05/29/08	003255678	55338	77,600	49,000	28,600	36.9%	COPR	HORWITH	JTLX30171
05/05/08	05/29/08	003255679	55339	40,460	50,500	(10,040)	-24.8%	COPR	HORWITH	JTLX30171
05/05/08	05/29/08	003255680	55340	37,920	49,560	(11,640)	-30.7%	COPR	HORWITH	JTLX30115
05/05/08	05/29/08	003255681	55341	67,520	49,480	18,040	26.7%	COPR	HORWITH	JTLX30115
05/05/08	05/29/08	003255682	55342	68,800	50,600	18,200	26.5%	COPR	HORWITH	JTLX30115
05/05/08	05/29/08	003255683	55343	24,700	50,920	(26,220)	-106.2%	COPR	HORWITH	JTLX30115
05/05/08	05/29/08	003255684	55344	37,740	52,140	(14,400)	-38.2%	COPR	HORWITH	NRLX526207
05/05/08	05/29/08	003255685	55345	65,560	50,280	15,280	23.3%	COPR	HORWITH	NRLX526207
05/05/08	05/29/08	003255686	55346	67,480	49,940	17,540	26.0%	COPR	HORWITH	NRLX526207
05/05/08	05/29/08	003255687	55347	26,340	48,640	(22,300)	-84.7%	COPR	HORWITH	NRLX526207
05/05/08	06/01/08	003255688	55348	69,740	49,720	20,020	28.7%	COPR	HORWITH	CHUX250
05/05/08	06/01/08	003255689	55349	30,240	49,900	(19,660)	-65.0%	COPR	HORWITH	CHUX250
05/05/08	06/01/08	003255690	55350	69,400	51,640	17,760	25.6%	COPR	HORWITH	CHUX250
05/05/08	06/01/08	003255691	55351	29,580	50,800	(21,220)	-71.7%	COPR	HORWITH	CHUX250
05/05/08	05/29/08	003255692	55352	22,520	51,660	(29,140)	-129.4%	COPR	HORWITH	JTLX30167
05/05/08	05/29/08	003255693	55353	68,020	49,620	18,400	27.1%	COPR	HORWITH	JTLX30167
05/05/08	05/29/08	003255694	55354	68,040	51,020	17,020	25.0%	COPR	HORWITH	JTLX30167
05/05/08	05/29/08	003255695	55355	40,120	49,760	(9,640)	-24.0%	COPR	HORWITH	JTLX30167
05/05/08	06/05/08	003255696	55356	67,920	51,080	16,840	24.8%	COPR	HORWITH	JTLX57
05/06/08	06/05/08	003255697	55357	68,000	50,000	18,000	26.5%	COPR	HORWITH	JTLX57
05/06/08	06/05/08	003255698	55358	30,920	51,340	(20,420)	-66.0%	COPR	HORWITH	JTLX57
05/06/08	06/01/08	003255699	55359	59,120	48,460	10,660	18.0%	COPR	HORWITH	CITX300142
05/06/08	06/05/08	003255700	55360	30,900	49,320	(18,420)	-59.6%	COPR	HORWITH	JTLX57
05/06/08	06/01/08	003255701	55361	68,920	50,360	18,560	26.9%	COPR	HORWITH	CITX300142
05/06/08	06/01/08	003255702	55362	34,340	49,700	(15,360)	-44.7%	COPR	HORWITH	CITX300142
05/06/08	06/01/08	003255703	55363	34,340	50,100	(15,760)	-45.9%	COPR	HORWITH	CITX300142
05/06/08	06/01/08	003255704	55364	55,060	50,120	4,940	9.0%	COPR	HORWITH	CITX300109
05/06/08	06/01/08	003255705	55365	67,540	50,740	16,800	24.9%	COPR	HORWITH	CITX300109
05/06/08	06/01/08	003255706	55366	37,920	51,320	(13,400)	-35.3%	COPR	HORWITH	CITX300109
05/06/08	06/01/08	003255707	55367	37,940	51,120	(13,180)	-34.7%	COPR	HORWITH	CITX300109
05/06/08	06/01/08	003255708	55368	37,500	51,280	(13,780)	-36.7%	COPR	HORWITH	CITX300027
05/06/08	06/01/08	003255709	55369	67,580	50,520	17,060	25.2%	COPR	HORWITH	CITX300027
05/06/08	06/01/08	003255710	55370	75,220	50,500	24,720	32.9%	COPR	HORWITH	CITX300027
05/06/08	06/01/08	003255711	55371	16,680	51,460	(34,780)	-208.5%	COPR	HORWITH	CITX300027
05/06/08	06/05/08	003255712	55372	38,960	49,640	(10,680)	-27.4%	COPR	HORWITH	JTLX30132
05/06/08	06/05/08	003255713	55373	68,780	49,860	18,920	27.5%	COPR	HORWITH	JTLX30132
05/06/08	06/05/08	003255714	55374	69,260	51,600	17,660	25.5%	COPR	HORWITH	JTLX30132
05/06/08	06/05/08	003255715	55375	21,400	51,300	(29,900)	-139.7%	COPR	HORWITH	JTLX30132
05/06/08	06/01/08	003255716	55376	46,180	51,960	(5,780)	-12.5%	COPR	HORWITH	CITX300105
05/06/08	06/01/08	003255717	55377	75,900	50,200	25,700	33.9%	COPR	HORWITH	CITX300105
05/06/08	06/01/08	003255718	55378	38,420	50,480	(12,060)	-31.4%	COPR	HORWITH	CITX300105
05/06/08	06/01/08	003255719	55379	38,420	51,140	(12,720)	-33.1%	COPR	HORWITH	CITX300105
05/06/08	05/29/08	003255720	55380	36,860	50,780	(13,920)	-37.8%	COPR	HORWITH	NRLX526300
05/06/08	05/29/08	003255721	55381	66,740	51,920	14,820	22.2%	COPR	HORWITH	NRLX526300
05/06/08	05/29/08	003255722	55382	76,280	52,200	24,080	31.6%	COPR	HORWITH	NRLX526300
05/06/08	05/29/08	003255723	55383	21,720	52,060	(30,340)	-139.7%	COPR	HORWITH	NRLX526300
05/06/08	05/29/08	003255724	55384	77,400	50,360	27,040	34.9%	COPR	HORWITH	JTLX30161
05/06/08	05/29/08	003255725	55385	48,960	50,440	(1,480)	-3.0%	COPR	HORWITH	NRLX526114
05/06/08	05/29/08	003255726	55386	75,940	52,260	23,680	31.2%	COPR	HORWITH	NRLX526114
05/06/08	05/29/08	003255727	55387	37,940	50,720	(12,780)	-33.7%	COPR	HORWITH	NRLX526114
05/06/08	05/29/08	003255728	55388	37,940	49,800	(11,860)	-31.3%	COPR	HORWITH	NRLX526114
05/06/08	05/29/08	003255729	55389	38,720	50,680	(11,960)	-30.9%	COPR	HORWITH	JTLX30161
05/06/08	05/29/08	003255730	55390	66,940	51,280	15,660	23.4%	COPR	HORWITH	JTLX30161
05/06/08	06/01/08	003255731	55391	19,960	49,520	(29,560)	-148.1%	COPR	HORWITH	CHUX249
05/06/08	06/01/08	003255732	55392	68,440	50,160	18,280	26.7%	COPR	HORWITH	CHUX249
05/06/08	05/29/08	003255733	55393	10,760	50,380	(39,620)	-368.2%	COPR	HORWITH	JTLX30161
05/06/08	06/01/08	003255734	55394	67,480	50,520	16,960	25.1%	COPR	HORWITH	CHUX249
05/06/08	06/01/08	003255735	55395	39,600	49,920	(10,320)	-26.1%	COPR	HORWITH	CHUX249
05/06/08	05/29/08	003255736	55396	67,180	51,380	15,800	23.5%	COPR	HORWITH	NRLX527564
05/06/08	05/29/08	003255737	55397	76,560	49,880	26,680	34.8%	COPR	HORWITH	NRLX527564
05/06/08	05/29/08	003255738	55398	28,400	51,940	(23,540)	-82.9%	COPR	HORWITH	NRLX527564
05/06/08	05/29/08	003255739	55399	28,420	51,980	(23,560)	-82.9%	COPR	HORWITH	NRLX527564
05/06/08	06/01/08	003255740	55400	38,980	51,860	(12,880)	-33.0%	COPR	HORWITH	CHUX171
05/06/08	06/01/08	003255741	55401	67,300	52,500	14,800	22.0%	COPR	HORWITH	CHUX171
05/06/08	06/01/08	003255742	55402	75,900	52,080	23,820	31.4%	COPR	HORWITH	CHUX171
05/06/08	06/01/08	003255743	55403	19,040	51,160	(32,120)	-168.7%	COPR	HORWITH	CHUX171
05/06/08	06/01/08	003255744	55404	38,260	50,840	(12,580)	-32.9%	COPR	HORWITH	CHUX176
05/06/08	06/01/08	003255745	55405	68,220	51,100	17,120	25.1%	COPR	HORWITH	CHUX176
05/06/08	06/01/08	003255746	55406	67,820	50,220	17,600	26.0%	COPR	HORWITH	CHUX176
05/06/08	06/01/08	003255747	55407	29,420	51,780	(22,360)	-76.0%	COPR	HORWITH	CHUX176
05/06/08	06/01/08	003255748	55408	77,100	49,900	27,200	35.3%	COPR	HORWITH	CITX300026
05/06/08	06/01/08	003255749	55409	8,440	50,500	(42,060)	-498.3%	COPR	HORWITH	CITX300026

Honeywell

HONEYWELL SA-7 USE HAZARDOUS WASTE TRACKING (2006)										
Date Shipped	Date of Return Manifest	State Manifest	Man. Doc #	Facilty Manifest Weight (lbs)	Estimated Weight (lbs)	Manifest - Estimate (lbs)	Manifest - Estimate (%)	Material	Transporter	RAILCAR #
05/06/08	06/01/08	003255750	55410	76,740	51,560	25,180	32.8%	COPR	HORWITH	CITX300026
05/06/08	06/01/08	003255751	55411	38,260	51,840	(13,580)	-35.5%	COPR	HORWITH	CITX300026
05/06/08	06/01/08	003255752	55412	66,140	51,340	14,800	22.4%	COPR	HORWITH	CHUX293
05/06/08	06/01/08	003255753	55413	67,500	50,020	17,480	25.9%	COPR	HORWITH	CHUX293
05/06/08	06/01/08	003255754	55414	34,120	51,680	(17,560)	-51.5%	COPR	HORWITH	CHUX293
05/06/08	06/01/08	003255755	55415	34,120	52,020	(17,900)	-52.5%	COPR	HORWITH	CHUX293
05/06/08	05/29/08	003255756	55416	28,680	50,460	(21,780)	-75.9%	COPR	HORWITH	NRLX526238
05/06/08	05/29/08	003255757	55417	66,880	50,520	16,360	24.5%	COPR	HORWITH	NRLX526238
05/06/08	05/29/08	003255758	55418	77,780	49,600	28,180	36.2%	COPR	HORWITH	NRLX526238
05/06/08	05/29/08	003255759	55419	24,300	50,500	(26,200)	-107.8%	COPR	HORWITH	NRLX526238
05/06/08	07/18/08	003255760	55420	38,620	49,420	(10,800)	-28.0%	COPR	HORWITH	NDYX320346
05/06/08	07/18/08	003255761	55421	75,860	51,880	23,980	31.6%	COPR	HORWITH	NDYX320346
05/06/08	07/18/08	003255762	55422	76,460	51,380	25,080	32.8%	COPR	HORWITH	NDYX320346
05/07/08	06/01/08	003255763	55423	29,040	50,360	(21,320)	-73.4%	COPR	HORWITH	CHUX116
05/07/08	06/01/08	003255764	55424	75,620	50,700	24,920	33.0%	COPR	HORWITH	CHUX116
05/07/08	06/01/08	003255765	55425	68,760	51,540	17,220	25.0%	COPR	HORWITH	CHUX116
05/07/08	06/01/08	003255766	55426	30,160	50,400	(20,240)	-67.1%	COPR	HORWITH	CHUX116
05/07/08	06/01/08	003255767	55427	76,180	50,580	25,600	33.6%	COPR	HORWITH	CHUX320
05/07/08	06/01/08	003255768	55428	76,660	49,280	27,380	35.7%	COPR	HORWITH	CHUX320
05/07/08	06/01/08	003255769	55429	23,680	50,780	(27,100)	-114.4%	COPR	HORWITH	CHUX320
05/07/08	06/01/08	003255770	55430	23,680	50,340	(26,660)	-112.6%	COPR	HORWITH	CHUX320
05/07/08	07/18/08	003255771	55431	9,240	52,220	(42,980)	-465.2%	COPR	HORWITH	NDYX320346
05/07/08	05/29/08	003255772	55432	56,140	52,260	3,880	6.9%	COPR	HORWITH	HLMX1101
05/07/08	05/29/08	003255773	55433	76,200	52,540	23,660	31.0%	COPR	HORWITH	HLMX1101
05/07/08	05/29/08	003255774	55434	33,620	52,220	(18,600)	-55.3%	COPR	HORWITH	HLMX1101
05/07/08	06/01/08	003255775	55435	37,960	50,320	(12,360)	-32.6%	COPR	HORWITH	CHUX275
05/07/08	05/29/08	003255776	55436	33,640	48,360	(14,720)	-43.8%	COPR	HORWITH	HLMX1101
05/07/08	06/01/08	003255777	55437	28,260	52,100	(23,840)	-84.4%	COPR	HORWITH	CHUX275
05/07/08	06/01/08	003255778	55438	68,200	51,180	17,020	25.0%	COPR	HORWITH	CHUX275
05/07/08	06/01/08	003255779	55439	67,420	50,540	16,880	25.0%	COPR	HORWITH	CHUX275
05/07/08	06/01/08	003255780	55440	25,420	51,700	(26,280)	-103.4%	COPR	HORWITH	CITX300126
05/07/08	06/01/08	003255781	55441	67,080	49,000	18,080	27.0%	COPR	HORWITH	CITX300126
05/07/08	06/01/08	003255782	55442	67,380	50,060	17,320	25.7%	COPR	HORWITH	CHUX132
05/07/08	06/01/08	003255783	55443	68,640	49,080	19,560	28.5%	COPR	HORWITH	CITX300126
05/07/08	06/01/08	003255784	55444	37,480	50,660	(13,180)	-35.2%	COPR	HORWITH	CITX300126
05/07/08	06/01/08	003255785	55445	22,860	51,640	(28,780)	-125.9%	COPR	HORWITH	CHUX132
05/07/08	06/01/08	003255786	55446	69,160	52,040	17,120	24.8%	COPR	HORWITH	CHUX132
05/07/08	06/01/08	003255787	55447	41,500	50,880	(9,380)	-22.6%	COPR	HORWITH	CHUX132
05/07/08	06/01/08	003255788	55448	14,840	49,500	(34,660)	-233.6%	COPR	HORWITH	CHUX111
05/07/08	06/01/08	003255789	55449	68,240	50,420	17,820	26.1%	COPR	HORWITH	CHUX111
05/07/08	06/01/08	003255790	55450	68,920	51,000	17,920	26.0%	COPR	HORWITH	CHUX111
05/07/08	06/01/08	003255791	55451	46,420	51,220	(4,800)	-10.3%	COPR	HORWITH	CHUX111
05/07/08	06/01/08	003255792	55452	31,060	51,720	(20,660)	-66.5%	COPR	HORWITH	CITX300163
05/07/08	06/01/08	003255793	55453	68,880	51,280	17,600	25.6%	COPR	HORWITH	CITX300163
05/07/08	06/01/08	003255794	55454	68,720	50,260	18,460	26.9%	COPR	HORWITH	CITX300163
05/07/08	06/01/08	003255795	55455	35,080	51,680	(16,600)	-47.3%	COPR	HORWITH	CITX300163
05/07/08	05/29/08	003255796	55456	37,640	50,540	(12,900)	-34.3%	COPR	HORWITH	CEFX35804
05/07/08	05/29/08	003255797	55457	68,160	49,900	18,260	26.8%	COPR	HORWITH	CEFX35804
05/07/08	05/29/08	003255798	55458	39,020	50,680	(11,660)	-29.9%	COPR	HORWITH	CEFX35804
05/07/08	05/29/08	003255799	55459	67,320	51,380	15,940	23.7%	COPR	HORWITH	CEFX35804
05/07/08	06/01/08	003255800	55460	25,640	50,260	(24,620)	-96.0%	COPR	HORWITH	CHUX274
05/07/08	06/01/08	003255801	55461	68,420	51,020	17,400	25.4%	COPR	HORWITH	CHUX274
05/07/08	06/01/08	003255802	55462	67,340	50,440	16,900	25.1%	COPR	HORWITH	CHUX274
05/07/08	06/01/08	003255803	55463	30,800	51,220	(20,420)	-66.3%	COPR	HORWITH	CHUX274
05/07/08	06/01/08	003255804	55464	75,600	51,120	24,480	32.4%	COPR	HORWITH	CITX300108
05/07/08	06/01/08	003255805	55465	76,020	52,520	23,500	30.9%	COPR	HORWITH	CITX300108
05/07/08	06/01/08	003255806	55466	26,020	51,440	(25,420)	-97.7%	COPR	HORWITH	CITX300108
05/07/08	06/01/08	003255807	55467	26,020	51,740	(25,720)	-98.8%	COPR	HORWITH	CITX300108
05/07/08	05/29/08	003255808	55468	54,820	51,960	2,860	5.2%	COPR	HORWITH	NRLX527664
05/07/08	05/29/08	003255809	55469	69,160	52,060	17,100	24.7%	COPR	HORWITH	NRLX527664
05/07/08	05/29/08	003255810	55470	67,140	50,660	16,480	24.5%	COPR	HORWITH	NRLX527664
05/07/08	05/29/08	003255811	55471	10,700	51,960	(41,260)	-385.6%	COPR	HORWITH	NRLX527664
05/07/08	05/29/08	003255812	55472	76,040	52,140	23,900	31.4%	COPR	HORWITH	JTLX30163
05/07/08	05/29/08	003255813	55473	27,840	52,440	(24,600)	-88.4%	COPR	HORWITH	JTLX30163
05/07/08	05/29/08	003255814	55474	21,320	52,080	(30,760)	-144.3%	COPR	HORWITH	JTLX30163
05/07/08	05/29/08	003255815	55475	77,280	50,680	26,600	34.4%	COPR	HORWITH	JTLX30163
05/07/08	06/01/08	003255816	55476	40,940	51,620	(10,680)	-26.1%	COPR	HORWITH	CHUX222
05/07/08	06/01/08	003255817	55477	67,140	50,840	16,300	24.3%	COPR	HORWITH	CHUX222
05/07/08	06/01/08	003255818	55478	69,180	50,700	18,480	26.7%	COPR	HORWITH	CHUX222
05/07/08	06/01/08	003255819	55479	22,820	51,440	(28,620)	-125.4%	COPR	HORWITH	CHUX222
05/07/08	06/01/08	003255820	55480	34,840	49,840	(15,000)	-43.1%	COPR	HORWITH	CITX300119
05/07/08	06/01/08	003255821	55481	67,980	51,240	16,740	24.6%	COPR	HORWITH	CITX300119
05/07/08	06/01/08	003255822	55482	64,200	48,220	15,980	24.9%	COPR	HORWITH	CITX300119
05/07/08	06/01/08	003255823	55483	27,280	50,440	(23,160)	-84.9%	COPR	HORWITH	CITX300119

HONEYWELL SA-7 USE HAZARDOUS WASTE TRACKING (2006)										
Date Shipped	Date of Return Manifest	State Manifest	Man. Doc #	Facilty Manifest Weight (lbs)	Estimated Weight (lbs)	Manifest - Estimate (lbs)	Manifest - Estimate (%)	Material	Transporter	RAILCAR #
05/07/08	06/01/08	003255824	55484	32,400	50,520	(18,120)	-55.9%	COPR	HORWITH	CHUX208
05/07/08	06/01/08	003255825	55485	68,260	52,060	16,200	23.7%	COPR	HORWITH	CHUX208
05/07/08	06/01/08	003255826	55486	66,260	51,940	14,320	21.6%	COPR	HORWITH	CHUX208
05/07/08	06/01/08	003255827	55487	33,460	51,100	(17,640)	-52.7%	COPR	HORWITH	CHUX208
05/07/08	06/05/08	003255828	55488	39,220	50,240	(11,020)	-28.1%	COPR	HORWITH	JTLX30140
05/08/08	06/05/08	003255829	55489	37,660	50,820	(13,160)	-34.9%	COPR	HORWITH	JTLX30137
05/08/08	06/05/08	003255830	55490	67,820	49,740	18,080	26.7%	COPR	HORWITH	JTLX30137
05/08/08	06/05/08	003255831	55491	77,020	49,740	27,280	35.4%	COPR	HORWITH	JTLX30137
05/08/08	06/05/08	003255832	55492	21,880	51,080	(29,200)	-133.5%	COPR	HORWITH	JTLX30137
05/08/08	06/01/08	003255833	55493	33,240	48,500	(15,260)	-45.9%	COPR	HORWITH	CHUX118
05/08/08	06/01/08	003255834	55494	76,160	51,060	25,100	33.0%	COPR	HORWITH	CHUX118
05/08/08	06/01/08	003255835	55495	53,580	50,600	2,980	5.6%	COPR	HORWITH	CHUX118
05/08/08	06/01/08	003255836	55496	33,260	50,420	(17,160)	-51.6%	COPR	HORWITH	CHUX118
05/08/08	05/29/08	003255837	55497	9,940	51,420	(41,480)	-417.3%	COPR	HORWITH	NRLX526080
05/08/08	05/29/08	003255838	55498	76,300	51,040	25,260	33.1%	COPR	HORWITH	NRLX526080
05/08/08	05/29/08	003255839	55499	67,220	51,500	15,720	23.4%	COPR	HORWITH	NRLX526080
05/08/08	05/29/08	003255840	55500	49,500	52,000	(2,500)	-5.1%	COPR	HORWITH	NRLX526080
05/08/08	06/11/08	003255841	55501	10,160	51,240	(41,080)	-404.3%	COPR	HORWITH	JTLX30110
05/08/08	06/11/08	003255842	55502	68,700	49,440	19,260	28.0%	COPR	HORWITH	JTLX30110
05/08/08	06/11/08	003255843	55503	68,280	51,500	16,780	24.6%	COPR	HORWITH	JTLX30110
05/08/08	06/11/08	003255844	55504	51,460	51,360	100	0.2%	COPR	HORWITH	JTLX30110
05/08/08	06/01/08	003255845	55505	68,760	50,920	17,840	25.9%	COPR	HORWITH	CITX300164
05/08/08	06/01/08	003255846	55506	46,320	51,740	(5,420)	-11.7%	COPR	HORWITH	CITX300164
05/08/08	06/01/08	003255847	55507	67,680	49,660	18,020	26.6%	COPR	HORWITH	CITX300164
05/08/08	06/01/08	003255848	55508	14,500	49,820	(35,320)	-243.6%	COPR	HORWITH	CITX300164
05/08/08	05/29/08	003255849	55509	12,300	48,360	(36,060)	-293.2%	COPR	HORWITH	NRLX527536
05/08/08	05/29/08	003255850	55510	67,240	50,480	16,760	24.9%	COPR	HORWITH	NRLX527536
05/08/08	05/29/08	003255851	55511	65,640	50,360	15,280	23.3%	COPR	HORWITH	NRLX527536
05/08/08	05/29/08	003255852	55512	48,740	51,060	(2,320)	-4.8%	COPR	HORWITH	NRLX527536
05/08/08	06/05/08	003255853	55513	6,880	51,540	(44,660)	-649.1%	COPR	HORWITH	CHUX319
05/08/08	06/05/08	003255854	55514	68,720	49,520	19,200	27.9%	COPR	HORWITH	CHUX319
05/08/08	06/05/08	003255855	55515	68,540	51,660	16,880	24.6%	COPR	HORWITH	CHUX319
05/08/08	06/05/08	003255856	55516	56,020	51,180	4,840	8.6%	COPR	HORWITH	CHUX319
05/08/08	05/29/08	003255857	55517	18,960	50,360	(31,400)	-165.6%	COPR	HORWITH	NDYX320465
05/08/08	05/29/08	003255858	55518	61,900	50,720	11,180	18.1%	COPR	HORWITH	NDYX320465
05/08/08	05/29/08	003255859	55519	67,800	50,000	17,800	26.3%	COPR	HORWITH	NDYX320465
05/08/08	05/29/08	003255860	55520	52,580	52,360	220	0.4%	COPR	HORWITH	NDYX320465
05/08/08	06/01/08	003255861	55521	12,180	50,780	(38,600)	-316.9%	COPR	HORWITH	CITX300034
05/08/08	06/01/08	003255862	55522	66,700	48,760	17,940	26.9%	COPR	HORWITH	CITX300034
05/08/08	06/01/08	003255863	55523	67,640	50,440	17,200	25.4%	COPR	HORWITH	CITX300034
05/08/08	06/01/08	003255864	55524	49,500	49,920	(420)	-0.8%	COPR	HORWITH	CITX300034
05/08/08	06/01/08	003255865	55525	8,240	50,040	(41,800)	-507.3%	COPR	HORWITH	CHUX258
05/08/08	06/01/08	003255866	55526	67,400	49,980	17,420	25.8%	COPR	HORWITH	CHUX258
05/08/08	06/01/08	003255867	55527	67,680	49,920	17,760	26.2%	COPR	HORWITH	CHUX258
05/08/08	06/01/08	003255868	55528	55,520	52,380	3,140	5.7%	COPR	HORWITH	CHUX258
05/08/08	06/05/08	003255869	55529	76,200	49,840	26,360	34.6%	COPR	HORWITH	DJLX98506
05/08/08	06/05/08	003255870	55530	75,580	50,760	24,820	32.8%	COPR	HORWITH	DJLX98506
05/08/08	06/05/08	003255871	55531	25,460	51,380	(25,920)	-101.8%	COPR	HORWITH	DJLX98506
05/08/08	06/05/08	003255872	55532	25,480	50,700	(25,220)	-99.0%	COPR	HORWITH	DJLX98506
05/08/08	06/05/08	003255873	55533	67,600	52,040	15,560	23.0%	COPR	HORWITH	JTLX30140
05/08/08	06/05/08	003255874	55534	76,100	51,060	25,040	32.9%	COPR	HORWITH	JTLX30140
05/08/08	06/05/08	003255875	55535	20,920	51,200	(30,280)	-144.7%	COPR	HORWITH	JTLX30140
05/08/08	05/29/08	003255876	55536	61,280	50,520	10,760	17.6%	COPR	HORWITH	DJLX98508
05/08/08	05/29/08	003255877	55537	67,720	51,500	16,220	24.0%	COPR	HORWITH	DJLX98508
05/08/08	05/29/08	003255878	55538	33,420	48,940	(15,520)	-46.4%	COPR	HORWITH	DJLX98508
05/08/08	05/29/08	003255879	55539	33,420	50,220	(16,800)	-50.3%	COPR	HORWITH	DJLX98508
05/08/08	05/29/08	003255880	55540	27,880	50,380	(22,500)	-80.7%	COPR	HORWITH	NRLX526102
05/08/08	05/29/08	003255881	55541	68,020	50,980	17,040	25.1%	COPR	HORWITH	NRLX526102
05/08/08	05/29/08	003255882	55542	65,500	50,560	14,940	22.8%	COPR	HORWITH	NRLX526102
05/08/08	05/29/08	003255883	55543	38,480	50,060	(11,580)	-30.1%	COPR	HORWITH	NRLX526102
05/08/08	06/05/08	003255884	55544	14,500	49,160	(34,660)	-239.0%	COPR	HORWITH	CITX300121
05/08/08	06/05/08	003255885	55545	69,060	51,020	18,040	26.1%	COPR	HORWITH	CITX300121
05/08/08	06/05/08	003255886	55546	76,720	51,720	25,000	32.6%	COPR	HORWITH	CITX300121
05/08/08	06/05/08	003255887	55547	38,900	51,640	(12,740)	-32.8%	COPR	HORWITH	CITX300121
05/08/08	05/29/08	003255888	55548	19,260	51,800	(32,540)	-169.0%	COPR	HORWITH	NRLX527920
05/08/08	05/29/08	003255889	55549	69,000	51,160	17,840	25.9%	COPR	HORWITH	NRLX527920
05/08/08	05/29/08	003255890	55550	69,240	51,700	17,540	25.3%	COPR	HORWITH	NRLX527920
05/08/08	06/01/08	003255891	55551	50,300	49,560	740	1.5%	COPR	HORWITH	CHUX103
05/08/08	05/29/08	003255892	55552	45,740	50,400	(4,660)	-10.2%	COPR	HORWITH	NRLX527920
05/08/08	06/01/08	003255893	55553	67,980	50,840	17,140	25.2%	COPR	HORWITH	CHUX103
05/08/08	06/01/08	003255894	55554	67,740	50,520	17,220	25.4%	COPR	HORWITH	CHUX103
05/09/08	06/05/08	003255895	55555	53,460	49,360	4,100	7.7%	COPR	HORWITH	JTLX270
05/09/08	06/05/08	003255896	55556	76,560	49,200	27,360	35.7%	COPR	HORWITH	JTLX270
05/09/08	06/05/08	003255897	55557	33,940	50,120	(16,180)	-47.7%	COPR	HORWITH	JTLX270

Honeywell

HONEYWELL SA-7 USE HAZARDOUS WASTE TRACKING (2006)										
Date Shipped	Date of Return Manifest	State Manifest	Man. Doc #	Facilty Manifest Weight (lbs)	Estimated Weight (lbs)	Manifest - Estimate (lbs)	Manifest - Estimate (%)	Material	Transporter	RAILCAR #
05/09/08	06/05/08	003255898	55558	33,960	49,780	(15,820)	-46.6%	COPR	HORWITH	JTLX270
05/09/08	05/29/08	003255899	55559	67,900	48,800	19,100	28.1%	COPR	HORWITH	JTLX188
05/09/08	05/29/08	003255900	55560	50,600	49,580	1,020	2.0%	COPR	HORWITH	JTLX188
05/09/08	05/29/08	003255901	55561	68,640	50,080	18,560	27.0%	COPR	HORWITH	JTLX188
05/09/08	05/29/08	003255902	55562	9,620	50,580	(40,960)	-425.8%	COPR	HORWITH	JTLX188
05/09/08	05/29/08	003255903	55563	51,500	50,800	700	1.4%	COPR	HORWITH	NRLX526030
05/09/08	05/29/08	003255904	55564	67,320	50,520	16,800	25.0%	COPR	HORWITH	NRLX526030
05/09/08	05/29/08	003255905	55565	65,540	52,400	13,140	20.0%	COPR	HORWITH	NRLX526030
05/09/08	05/29/08	003255906	55566	16,860	49,620	(32,760)	-194.3%	COPR	HORWITH	NRLX526030
05/09/08	06/01/08	003255907	55567	13,700	50,820	(37,120)	-270.9%	COPR	HORWITH	CHUX103
05/09/08	06/01/08	003255908	55568	43,920	48,980	(5,060)	-11.5%	COPR	HORWITH	CHUX138
05/09/08	06/01/08	003255909	55569	68,960	50,480	18,480	26.8%	COPR	HORWITH	CHUX138
05/09/08	06/01/08	003255910	55570	68,960	50,220	18,740	27.2%	COPR	HORWITH	CHUX138
05/09/08	06/01/08	003255911	55571	18,600	49,680	(31,080)	-167.1%	COPR	HORWITH	CHUX138
05/09/08	06/01/08	003255912	55572	20,620	50,200	(29,580)	-143.5%	COPR	HORWITH	CHUX279
05/09/08	06/01/08	003255913	55573	67,720	49,900	17,820	26.3%	COPR	HORWITH	CHUX279
05/09/08	06/01/08	003255914	55574	67,520	50,500	17,020	25.2%	COPR	HORWITH	CHUX279
05/09/08	06/01/08	003255915	55575	39,200	50,860	(11,660)	-29.7%	COPR	HORWITH	CHUX279
05/09/08	06/05/08	003255916	55576	11,420	49,900	(38,480)	-337.0%	COPR	HORWITH	CHUX217
05/09/08	06/05/08	003255917	55577	68,300	49,920	18,380	26.9%	COPR	HORWITH	CHUX217
05/09/08	06/05/08	003255918	55578	67,040	48,560	18,480	27.6%	COPR	HORWITH	CHUX217
05/09/08	06/05/08	003255919	55579	48,120	49,500	(1,380)	-2.9%	COPR	HORWITH	CHUX217
05/09/08	06/01/08	003255920	55580	59,100	50,300	8,800	14.9%	COPR	HORWITH	CHUX262
05/09/08	06/01/08	003255921	55581	76,420	51,400	25,020	32.7%	COPR	HORWITH	CHUX262
05/09/08	06/01/08	003255922	55582	32,340	50,480	(18,140)	-56.1%	COPR	HORWITH	CHUX262
05/09/08	06/01/08	003255923	55583	32,340	51,240	(18,900)	-58.4%	COPR	HORWITH	CHUX262
05/09/08	06/01/08	003255924	55584	68,980	50,080	18,900	27.4%	COPR	HORWITH	CHUX180
05/09/08	06/01/08	003255925	55585	30,200	50,560	(20,360)	-67.4%	COPR	HORWITH	CHUX180
05/09/08	06/01/08	003255926	55586	69,080	50,400	18,680	27.0%	COPR	HORWITH	CHUX180
05/09/08	06/01/08	003255927	55587	30,180	50,160	(19,980)	-66.2%	COPR	HORWITH	CHUX180
05/09/08	05/29/08	003255928	55588	76,320	48,320	28,000	36.7%	COPR	HORWITH	NRLX527823
05/09/08	05/29/08	003255929	55589	76,560	48,480	28,080	36.7%	COPR	HORWITH	NRLX527823
05/09/08	05/29/08	003255930	55590	19,840	48,800	(28,960)	-146.0%	COPR	HORWITH	NRLX527823
05/09/08	05/29/08	003255931	55591	19,840	49,520	(29,680)	-149.6%	COPR	HORWITH	NRLX527823
05/09/08	06/01/08	003255932	55592	57,800	48,460	9,340	16.2%	COPR	HORWITH	CITX300102
05/09/08	06/01/08	003255933	55593	76,300	48,720	27,580	36.1%	COPR	HORWITH	CITX300102
05/09/08	06/01/08	003255934	55594	30,920	51,100	(20,180)	-65.3%	COPR	HORWITH	CITX300102
05/09/08	06/01/08	003255935	55595	30,920	49,620	(18,700)	-60.5%	COPR	HORWITH	CITX300102
05/09/08	05/29/08	003255936	55596	37,500	50,600	(13,100)	-34.9%	COPR	HORWITH	NRLX585639
05/09/08	05/29/08	003255937	55597	67,740	52,320	15,420	22.8%	COPR	HORWITH	NRLX585639
05/09/08	05/29/08	003255938	55598	77,560	52,080	25,480	32.9%	COPR	HORWITH	NRLX585639
05/09/08	05/29/08	003255939	55599	18,240	51,940	(33,700)	-184.8%	COPR	HORWITH	NRLX585639
05/09/08	05/29/08	003255940	55600	68,020	50,020	18,000	26.5%	COPR	HORWITH	NRLX528071
05/09/08	05/29/08	003255941	55601	67,960	51,520	16,440	24.2%	COPR	HORWITH	NRLX528071
05/09/08	05/29/08	003255942	55602	34,280	49,940	(15,660)	-45.7%	COPR	HORWITH	NRLX528071
05/09/08	05/29/08	003255943	55603	34,260	51,260	(17,000)	-49.6%	COPR	HORWITH	NRLX528071
05/09/08	06/05/08	003255944	55604	36,100	50,680	(14,580)	-40.4%	COPR	HORWITH	JTLX30101
05/09/08	06/05/08	003255945	55605	67,400	51,120	16,280	24.2%	COPR	HORWITH	JTLX30101
05/09/08	06/05/08	003255946	55606	25,080	50,800	(25,720)	-102.6%	COPR	HORWITH	JTLX30109
05/09/08	06/05/08	003255947	55607	66,840	51,060	15,780	23.6%	COPR	HORWITH	JTLX30101
05/09/08	06/05/08	003255948	55608	29,400	50,300	(20,900)	-71.1%	COPR	HORWITH	JTLX30101
05/09/08	06/05/08	003255949	55609	76,020	51,400	24,620	32.4%	COPR	HORWITH	JTLX30109
05/09/08	06/05/08	003255950	55610	68,320	50,440	17,880	26.2%	COPR	HORWITH	JTLX30109
05/09/08	06/05/08	003255951	55611	30,740	51,060	(20,320)	-66.1%	COPR	HORWITH	JTLX30109
05/09/08	06/01/08	003255952	55612	54,540	50,340	4,200	7.7%	COPR	HORWITH	CITX300111
05/09/08	06/01/08	003255953	55613	68,920	50,880	18,040	26.2%	COPR	HORWITH	CITX300111
05/09/08	06/01/08	003255954	55614	68,340	50,180	18,160	26.6%	COPR	HORWITH	CITX300111
05/09/08	06/01/08	003255955	55615	6,060	50,460	(44,400)	-732.7%	COPR	HORWITH	CITX300111
05/09/08	06/01/08	003255956	55616	28,740	50,060	(21,320)	-74.2%	COPR	HORWITH	CHUX225
05/09/08	06/01/08	003255957	55617	67,160	49,900	17,260	25.7%	COPR	HORWITH	CHUX225
05/09/08	06/01/08	003255958	55618	39,040	51,520	(12,480)	-32.0%	COPR	HORWITH	CHUX225
05/09/08	06/01/08	003255959	55619	66,600	50,480	16,120	24.2%	COPR	HORWITH	CHUX225
05/09/08	06/11/08	003255960	55620	67,720	50,480	17,240	25.5%	COPR	HORWITH	NDYX320452
05/12/08	06/20/08	003255961	55621	76,560	50,440	26,120	34.1%	COPR	HORWITH	JTLX250
05/12/08	06/20/08	003255962	55622	22,120	49,040	(26,920)	-121.7%	COPR	HORWITH	JTLX250
05/12/08	06/20/08	003255963	55623	76,240	50,320	25,920	34.0%	COPR	HORWITH	JTLX250
05/12/08	06/20/08	003255964	55624	22,140	49,340	(27,200)	-122.9%	COPR	HORWITH	JTLX250
05/12/08	06/11/08	003255965	55625	17,140	49,200	(32,060)	-187.0%	COPR	HORWITH	JTLX30113
05/12/08	06/11/08	003255966	55626	68,680	50,200	18,480	26.9%	COPR	HORWITH	JTLX30113
05/12/08	06/11/08	003255967	55627	67,300	49,960	17,340	25.8%	COPR	HORWITH	JTLX30113
05/12/08	06/11/08	003255968	55628	40,940	50,040	(9,100)	-22.2%	COPR	HORWITH	JTLX30113
05/12/08	06/05/08	003255969	55629	22,860	49,580	(26,720)	-116.9%	COPR	HORWITH	JTLX30121
05/12/08	06/05/08	003255970	55630	75,940	51,100	24,840	32.7%	COPR	HORWITH	JTLX30121
05/12/08	06/05/08	003255971	55631	77,000	50,920	26,080	33.9%	COPR	HORWITH	JTLX30121

Honeywell

HONEYWELL SA-7 USE HAZARDOUS WASTE TRACKING (2006)										
Date Shipped	Date of Return Manifest	State Manifest	Man. Doc #	Facilty Manifest Weight (lbs)	Estimated Weight (lbs)	Manifest - Estimate (lbs)	Manifest - Estimate (%)	Material	Transporter	RAILCAR #
05/12/08	06/05/08	003255972	55632	22,900	51,880	(28,980)	-126.6%	COPR	HORWITH	JTLX30121
05/12/08	06/05/08	003255973	55633	76,180	51,220	24,960	32.8%	COPR	HORWITH	CHUX247
05/12/08	06/05/08	003255974	55634	67,720	50,120	17,600	26.0%	COPR	HORWITH	CHUX247
05/12/08	06/05/08	003255975	55635	26,680	49,420	(22,740)	-85.2%	COPR	HORWITH	CHUX247
05/12/08	06/05/08	003255976	55636	26,680	49,520	(22,840)	-85.6%	COPR	HORWITH	CHUX247
05/12/08	06/05/08	003255977	55637	13,680	50,800	(37,120)	-271.3%	COPR	HORWITH	CHUX160
05/12/08	06/05/08	003255978	55638	76,280	51,620	24,660	32.3%	COPR	HORWITH	CHUX160
05/12/08	06/05/08	003255979	55639	76,800	50,580	26,220	34.1%	COPR	HORWITH	CHUX160
05/12/08	06/05/08	003255980	55640	31,300	50,620	(19,320)	-61.7%	COPR	HORWITH	CHUX160
05/12/08	06/05/08	003255981	55641	55,020	49,940	5,080	9.2%	COPR	HORWITH	JTLX30170
05/12/08	06/05/08	003255982	55642	75,980	49,400	26,580	35.0%	COPR	HORWITH	JTLX30170
05/12/08	06/05/08	003255983	55643	31,140	49,380	(18,240)	-58.6%	COPR	HORWITH	JTLX30170
05/12/08	06/05/08	003255984	55644	31,140	49,960	(18,820)	-60.4%	COPR	HORWITH	JTLX30170
05/12/08	06/11/08	003255985	55645	68,920	50,680	18,240	26.5%	COPR	HORWITH	NDYX320452
05/12/08	06/11/08	003255986	55646	30,580	51,260	(20,680)	-67.6%	COPR	HORWITH	NDYX320452
05/12/08	06/11/08	003255987	55647	30,580	51,520	(20,940)	-68.5%	COPR	HORWITH	NDYX320452
05/12/08	06/11/08	003255988	55648	34,920	50,320	(15,400)	-44.1%	COPR	HORWITH	CEFX35248
05/12/08	06/11/08	003255989	55649	68,760	50,620	18,140	26.4%	COPR	HORWITH	CEFX35248
05/12/08	06/11/08	003255990	55650	24,460	49,360	(24,900)	-101.8%	COPR	HORWITH	CEFX35248
05/12/08	06/11/08	003255991	55651	68,360	50,120	18,240	26.7%	COPR	HORWITH	CEFX35248
05/12/08	06/11/08	003255992	55652	67,340	50,380	16,960	25.2%	COPR	HORWITH	JTLX30173
05/12/08	06/11/08	003255993	55653	67,540	49,100	18,440	27.3%	COPR	HORWITH	JTLX30173
05/12/08	06/11/08	003255994	55654	19,840	50,980	(31,140)	-157.0%	COPR	HORWITH	JTLX30173
05/12/08	06/11/08	003255995	55655	38,640	50,420	(11,780)	-30.5%	COPR	HORWITH	JTLX30173
05/12/08	06/05/08	003255996	55656	67,540	50,680	16,860	25.0%	COPR	HORWITH	NRLX526646
05/12/08	06/05/08	003255997	55657	67,600	50,700	16,900	25.0%	COPR	HORWITH	NRLX526646
05/12/08	06/05/08	003255998	55658	34,360	50,520	(16,160)	-47.0%	COPR	HORWITH	NRLX526646
05/12/08	06/05/08	003255999	55659	34,360	50,700	(16,340)	-47.6%	COPR	HORWITH	NRLX526646
05/12/08	06/05/08	003256000	55660	26,500	50,080	(23,580)	-89.0%	COPR	HORWITH	JTLX30159
05/12/08	06/05/08	003256001	55661	76,680	51,340	25,340	33.0%	COPR	HORWITH	JTLX30159
05/12/08	06/05/08	003256002	55662	76,720	51,980	24,740	32.2%	COPR	HORWITH	JTLX30159
05/12/08	06/05/08	003256003	55663	21,720	50,520	(28,800)	-132.6%	COPR	HORWITH	JTLX30159
05/12/08	06/05/08	003256004	55664	76,240	51,320	24,920	32.7%	COPR	HORWITH	JTLX301565
05/12/08	06/05/08	003256005	55665	77,160	50,900	26,260	34.0%	COPR	HORWITH	JTLX301565
05/12/08	06/05/08	003256006	55666	24,620	51,500	(26,880)	-109.2%	COPR	HORWITH	JTLX301565
05/12/08	06/05/08	003256007	55667	24,620	50,560	(25,940)	-105.4%	COPR	HORWITH	JTLX301565
05/12/08	06/05/08	003256008	55668	62,900	50,880	12,020	19.1%	COPR	HORWITH	NRLX585505
05/12/08	06/05/08	003256009	55669	77,040	51,020	26,020	33.8%	COPR	HORWITH	NRLX585505
05/12/08	06/05/08	003256010	55670	33,580	51,400	(17,820)	-53.1%	COPR	HORWITH	NRLX585505
05/12/08	06/05/08	003256011	55671	33,560	51,820	(18,260)	-54.4%	COPR	HORWITH	NRLX585505
05/12/08	06/05/08	003256012	55672	36,740	50,000	(13,260)	-36.1%	COPR	HORWITH	JTLX4051
05/12/08	06/05/08	003256013	55673	77,400	52,100	25,300	32.7%	COPR	HORWITH	JTLX4051
05/12/08	06/05/08	003256014	55674	76,460	52,180	24,280	31.8%	COPR	HORWITH	JTLX4051
05/12/08	06/05/08	003256015	55675	13,800	50,120	(36,320)	-263.2%	COPR	HORWITH	JTLX4051
05/12/08	06/05/08	003256016	55676	9,440	50,920	(41,480)	-439.4%	COPR	HORWITH	CHUX254
05/12/08	06/05/08	003256017	55677	67,480	49,940	17,540	26.0%	COPR	HORWITH	CHUX254
05/12/08	06/05/08	003256018	55678	68,040	51,180	16,860	24.8%	COPR	HORWITH	CHUX254
05/12/08	06/05/08	003256019	55679	57,500	51,460	6,040	10.5%	COPR	HORWITH	CHUX254
05/12/08	06/05/08	003256020	55680	66,500	50,840	15,660	23.5%	COPR	HORWITH	JTLX257
05/12/08	06/11/08	003256021	55681	67,140	51,260	15,880	23.7%	COPR	HORWITH	CHUX273
05/12/08	06/05/08	003256022	55682	28,960	50,900	(21,940)	-75.8%	COPR	HORWITH	JTLX257
05/12/08	06/05/08	003256023	55683	67,560	50,240	17,320	25.6%	COPR	HORWITH	JTLX257
05/12/08	06/11/08	003256024	55684	67,940	50,620	17,320	25.5%	COPR	HORWITH	CHUX273
05/12/08	06/05/08	003256025	55685	28,960	51,340	(22,380)	-77.3%	COPR	HORWITH	JTLX257
05/12/08	06/11/08	003256026	55686	33,880	51,160	(17,280)	-51.0%	COPR	HORWITH	CHUX273
05/13/08	06/11/08	003256027	55687	23,360	48,900	(25,540)	-109.3%	COPR	HORWITH	CHUX134
05/13/08	06/11/08	003256028	55688	75,700	49,800	25,900	34.2%	COPR	HORWITH	CHUX134
05/13/08	06/11/08	003256029	55689	67,420	50,080	17,340	25.7%	COPR	HORWITH	CHUX134
05/13/08	06/11/08	003256030	55690	38,700	51,660	(12,960)	-33.5%	COPR	HORWITH	CHUX134
05/13/08	06/11/08	003256031	55691	75,800	51,840	23,960	31.6%	COPR	HORWITH	CHUX329
05/13/08	06/11/08	003256032	55692	8,340	49,500	(41,160)	-493.5%	COPR	HORWITH	CHUX329
05/13/08	06/11/08	003256033	55693	69,420	49,980	19,440	28.0%	COPR	HORWITH	CHUX329
05/13/08	06/11/08	003256034	55694	43,360	48,460	(5,100)	-11.8%	COPR	HORWITH	CHUX329
05/13/08	06/11/08	003256035	55695	10,600	51,360	(40,760)	-384.5%	COPR	HORWITH	NRLX528257
05/13/08	06/11/08	003256036	55696	76,280	50,360	25,920	34.0%	COPR	HORWITH	NRLX528257
05/13/08	06/11/08	003256037	55697	75,520	51,560	23,960	31.7%	COPR	HORWITH	NRLX528257
05/13/08	06/11/08	003256038	55698	38,900	52,240	(13,340)	-34.3%	COPR	HORWITH	NRLX528257
05/13/08	06/11/08	003256039	55699	7,400	51,100	(43,700)	-590.5%	COPR	HORWITH	DJLX98548
05/13/08	06/11/08	003256040	55700	67,620	50,020	17,600	26.0%	COPR	HORWITH	DJLX98548
05/13/08	06/11/08	003256041	55701	67,040	49,640	17,400	26.0%	COPR	HORWITH	DJLX98548
05/13/08	06/11/08	003256042	55702	57,520	51,240	6,280	10.9%	COPR	HORWITH	DJLX98548
05/13/08	06/11/08	003256043	55703	68,620	49,480	19,140	27.9%	COPR	HORWITH	CHUX239
05/13/08	06/11/08	003256044	55704	68,420	51,180	17,240	25.2%	COPR	HORWITH	CHUX239
05/13/08	06/11/08	003256045	55705	29,920	51,960	(22,040)	-73.7%	COPR	HORWITH	CHUX239
05/13/08	06/11/08	003256046	55706	29,900	51,400	(21,500)	-71.9%	COPR	HORWITH	CHUX239

Honeywell

HONEYWELL SA-7 USE HAZARDOUS WASTE TRACKING (2006)										
Date Shipped	Date of Return Manifest	State Manifest	Man. Doc #	Facilty Manifest Weight (lbs)	Estimated Weight (lbs)	Manifest - Estimate (lbs)	Manifest - Estimate (%)	Material	Transporter	RAILCAR #
05/13/08	06/11/08	003256047	55707	5,980	50,880	(44,900)	-750.8%	COPR	HORWITH	JTLX30136
05/13/08	06/11/08	003256048	55708	67,100	51,200	15,900	23.7%	COPR	HORWITH	JTLX30136
05/13/08	06/11/08	003256049	55709	68,220	51,500	16,720	24.5%	COPR	HORWITH	JTLX30136
05/13/08	06/11/08	003256050	55710	68,240	50,580	17,660	25.9%	COPR	HORWITH	JTLX30136
05/13/08	06/11/08	003256051	55711	7,560	50,760	(43,200)	-571.4%	COPR	HORWITH	NRLX528126
05/13/08	06/11/08	003256052	55712	67,860	50,420	17,440	25.7%	COPR	HORWITH	NRLX528126
05/13/08	06/11/08	003256053	55713	67,260	51,320	15,940	23.7%	COPR	HORWITH	NRLX528126
05/13/08	06/11/08	003256054	55714	60,420	51,800	8,620	14.3%	COPR	HORWITH	NRLX528126
05/13/08	06/11/08	003256055	55715	37,600	51,420	(13,820)	-36.8%	COPR	HORWITH	JTLX265
05/13/08	06/11/08	003256056	55716	67,260	51,380	15,880	23.6%	COPR	HORWITH	JTLX265
05/13/08	06/11/08	003256057	55717	75,800	50,600	25,200	33.2%	COPR	HORWITH	JTLX265
05/13/08	06/11/08	003256058	55718	18,320	50,060	(31,740)	-173.3%	COPR	HORWITH	JTLX265
05/13/08	06/05/08	003256059	55719	66,800	50,740	16,060	24.0%	COPR	HORWITH	NRLX527552
05/13/08	06/05/08	003256060	55720	67,240	51,760	15,480	23.0%	COPR	HORWITH	NRLX527552
05/13/08	06/05/08	003256061	55721	32,840	51,120	(18,280)	-55.7%	COPR	HORWITH	NRLX527552
05/13/08	06/05/08	003256062	55722	32,840	50,580	(17,740)	-54.0%	COPR	HORWITH	NRLX527552
05/13/08	06/05/08	003256063	55723	68,440	50,140	18,300	26.7%	COPR	HORWITH	JTLX30142
05/13/08	06/05/08	003256064	55724	68,760	50,840	17,920	26.1%	COPR	HORWITH	JTLX30142
05/13/08	06/05/08	003256065	55725	34,180	49,400	(15,220)	-44.5%	COPR	HORWITH	JTLX30142
05/13/08	06/05/08	003256066	55726	34,180	49,960	(15,780)	-46.2%	COPR	HORWITH	JTLX30142
05/13/08	06/11/08	003256067	55727	33,880	50,180	(16,300)	-48.1%	COPR	HORWITH	CHUX273
05/13/08	06/11/08	003256068	55728	75,540	49,100	26,440	35.0%	COPR	HORWITH	JTLX30149
05/13/08	06/11/08	003256069	55729	58,000	51,340	6,660	11.5%	COPR	HORWITH	JTLX30149
05/13/08	06/11/08	003256070	55730	33,760	52,100	(18,340)	-54.3%	COPR	HORWITH	JTLX30149
05/13/08	06/11/08	003256071	55731	33,780	51,780	(18,000)	-53.3%	COPR	HORWITH	JTLX30149
05/13/08	07/18/08	003256072	55732	75,520	51,200	24,320	32.2%	COPR	HORWITH	CHUX187
05/13/08	07/18/08	003256073	55733	32,780	50,480	(17,700)	-54.0%	COPR	HORWITH	CHUX187
05/13/08	07/18/08	003256074	55734	76,100	49,680	26,420	34.7%	COPR	HORWITH	CHUX187
05/13/08	07/18/08	003256075	55735	32,760	51,180	(18,420)	-56.2%	COPR	HORWITH	CHUX187
05/13/08	06/11/08	003256076	55736	54,620	48,580	6,040	11.1%	COPR	HORWITH	CEFX35844
05/13/08	06/11/08	003256077	55737	76,320	51,300	25,020	32.8%	COPR	HORWITH	CEFX35844
05/13/08	06/11/08	003256078	55738	33,540	50,380	(16,840)	-50.2%	COPR	HORWITH	CEFX35844
05/13/08	06/11/08	003256079	55739	33,520	50,320	(16,800)	-50.1%	COPR	HORWITH	CEFX35844
05/13/08	06/05/08	003256080	55740	37,140	50,760	(13,620)	-36.7%	COPR	HORWITH	CHUX235
05/13/08	06/05/08	003256081	55741	76,560	50,360	26,200	34.2%	COPR	HORWITH	CHUX235
05/13/08	06/05/08	003256082	55742	21,240	49,980	(28,740)	-135.3%	COPR	HORWITH	CHUX235
05/13/08	06/05/08	003256083	55743	69,180	49,380	19,800	28.6%	COPR	HORWITH	CHUX235
05/13/08	07/30/08	003256084	55744	10,660	51,060	(40,400)	-379.0%	COPR	HORWITH	CHUX297
05/13/08	07/30/08	003256085	55745	75,600	52,160	23,440	31.0%	COPR	HORWITH	CHUX297
05/13/08	07/30/08	003256086	55746	68,960	51,620	17,340	25.1%	COPR	HORWITH	CHUX297
05/13/08	07/30/08	003256087	55747	29,560	51,380	(21,820)	-73.8%	COPR	HORWITH	CHUX297
05/13/08	06/05/08	003256088	55748	21,220	52,540	(31,320)	-147.6%	COPR	HORWITH	CITX235
05/13/08	06/05/08	003256089	55749	38,660	50,360	(11,700)	-30.3%	COPR	HORWITH	CITX235
05/13/08	06/05/08	003256090	55750	67,540	50,900	16,640	24.6%	COPR	HORWITH	CITX235
05/13/08	06/11/08	003256091	55751	26,180	51,340	(25,160)	-96.1%	COPR	HORWITH	JTLX50
05/13/08	06/05/08	003256092	55752	76,600	51,060	25,540	33.3%	COPR	HORWITH	CITX235
05/14/08	06/11/08	003256093	55753	22,780	50,340	(27,560)	-121.0%	COPR	HORWITH	CITX300127
05/14/08	06/11/08	003256094	55754	67,400	49,720	17,680	26.2%	COPR	HORWITH	CITX300127
05/14/08	06/11/08	003256095	55755	67,600	50,500	17,100	25.3%	COPR	HORWITH	CITX300127
05/14/08	06/11/08	003256096	55756	38,900	50,560	(11,660)	-30.0%	COPR	HORWITH	CITX300127
05/14/08	06/05/08	003256097	55757	68,080	51,180	16,900	24.8%	COPR	HORWITH	NRLX526227
05/14/08	06/05/08	003256098	55758	47,560	48,220	(660)	-1.4%	COPR	HORWITH	NRLX526227
05/14/08	06/05/08	003256099	55759	67,120	50,960	16,160	24.1%	COPR	HORWITH	NRLX526227
05/14/08	06/05/08	003256100	55760	15,440	50,480	(35,040)	-226.9%	COPR	HORWITH	NRLX526227
05/14/08	06/05/08	003256101	55761	48,920	50,600	(1,680)	-3.4%	COPR	HORWITH	JTLX30103
05/14/08	06/05/08	003256102	55762	68,060	52,200	15,860	23.3%	COPR	HORWITH	JTLX30103
05/14/08	06/05/08	003256103	55763	67,240	50,880	16,360	24.3%	COPR	HORWITH	JTLX30103
05/14/08	06/05/08	003256104	55764	21,380	52,420	(31,040)	-145.2%	COPR	HORWITH	JTLX30103
05/14/08	06/20/08	003256105	55765	49,700	51,940	(2,240)	-4.5%	COPR	HORWITH	NRLX526049
05/14/08	06/20/08	003256106	55766	67,400	50,560	16,840	25.0%	COPR	HORWITH	NRLX526049
05/14/08	06/20/08	003256107	55767	67,260	50,560	16,700	24.8%	COPR	HORWITH	NRLX526049
05/14/08	06/20/08	003256108	55768	18,220	51,760	(33,540)	-184.1%	COPR	HORWITH	NRLX526049
05/14/08	06/20/08	003256109	55769	46,720	50,580	(3,860)	-8.3%	COPR	HORWITH	JTLX30111
05/14/08	06/20/08	003256110	55770	69,040	51,260	17,780	25.8%	COPR	HORWITH	JTLX30111
05/14/08	06/20/08	003256111	55771	66,800	50,340	16,460	24.6%	COPR	HORWITH	JTLX30111
05/14/08	06/20/08	003256112	55772	19,340	50,980	(31,640)	-163.6%	COPR	HORWITH	JTLX30111
05/14/08	06/20/08	003256113	55773	16,760	49,720	(32,960)	-196.7%	COPR	HORWITH	NRLX527842
05/14/08	06/20/08	003256114	55774	75,920	48,920	27,000	35.6%	COPR	HORWITH	NRLX527842
05/14/08	06/20/08	003256115	55775	76,520	49,180	27,340	35.7%	COPR	HORWITH	NRLX527842
05/14/08	06/20/08	003256116	55776	28,640	50,040	(21,400)	-74.7%	COPR	HORWITH	NRLX527842
05/14/08	06/20/08	003256117	55777	67,180	50,520	16,660	24.8%	COPR	HORWITH	NRLX528356
05/14/08	06/20/08	003256118	55778	76,060	52,180	23,880	31.4%	COPR	HORWITH	NRLX528356
05/14/08	06/20/08	003256119	55779	29,740	51,380	(21,640)	-72.8%	COPR	HORWITH	NRLX528356
05/14/08	06/20/08	003256120	55780	29,720	50,720	(21,000)	-70.7%	COPR	HORWITH	NRLX528356
05/14/08	06/23/08	003256121	55781	19,280	50,100	(30,820)	-159.9%	COPR	HORWITH	CHUX184

Honeywell

HONEYWELL SA-7 USE HAZARDOUS WASTE TRACKING (2006)										
Date Shipped	Date of Return Manifest	State Manifest	Man. Doc #	Facilty Manifest Weight (lbs)	Estimated Weight (lbs)	Manifest - Estimate (lbs)	Manifest - Estimate (%)	Material	Transporter	RAILCAR #
05/14/08	06/23/08	003256122	55782	68,960	51,740	17,220	25.0%	COPR	HORWITH	CHUX184
05/14/08	06/23/08	003256123	55783	67,040	50,720	16,320	24.3%	COPR	HORWITH	CHUX184
05/14/08	06/23/08	003256124	55784	46,760	51,860	(5,100)	-10.9%	COPR	HORWITH	CHUX184
05/14/08	06/11/08	003256125	55785	24,660	49,980	(25,320)	-102.7%	COPR	HORWITH	JTLX30112
05/14/08	06/23/08	003256126	55786	17,480	50,260	(32,780)	-187.5%	COPR	HORWITH	CITX300161
05/14/08	06/23/08	003256127	55787	67,620	49,940	17,680	26.1%	COPR	HORWITH	CITX300161
05/14/08	06/23/08	003256128	55788	68,460	50,480	17,980	26.3%	COPR	HORWITH	CITX300161
05/14/08	06/23/08	003256129	55789	47,220	51,380	(4,160)	-8.8%	COPR	HORWITH	CITX300161
05/14/08	06/23/08	003256130	55790	68,900	50,920	17,980	26.1%	COPR	HORWITH	CHUX242
05/14/08	06/23/08	003256131	55791	14,000	49,560	(35,560)	-254.0%	COPR	HORWITH	CHUX242
05/14/08	06/23/08	003256132	55792	68,520	51,080	17,440	25.5%	COPR	HORWITH	CHUX242
05/14/08	06/23/08	003256133	55793	56,700	51,220	5,480	9.7%	COPR	HORWITH	NDYX320427
05/14/08	06/23/08	003256134	55794	76,620	49,160	27,460	35.8%	COPR	HORWITH	NDYX320427
05/14/08	06/23/08	003256135	55795	49,760	51,300	(1,540)	-3.1%	COPR	HORWITH	CHUX242
05/14/08	06/23/08	003256136	55796	33,840	51,220	(17,380)	-51.4%	COPR	HORWITH	NDYX320427
05/14/08	06/23/08	003256137	55797	33,840	51,820	(17,980)	-53.1%	COPR	HORWITH	NDYX320427
05/14/08	06/23/08	003256138	55798	69,540	52,480	17,060	24.5%	COPR	HORWITH	CEFX35242
05/14/08	06/23/08	003256139	55799	75,480	49,980	25,500	33.8%	COPR	HORWITH	CEFX35242
05/14/08	06/23/08	003256140	55800	46,720	50,900	(4,180)	-8.9%	COPR	HORWITH	CEFX35242
05/14/08	06/23/08	003256141	55801	10,000	49,780	(39,780)	-397.8%	COPR	HORWITH	CEFX35242
05/14/08	06/23/08	003256142	55802	22,000	50,500	(28,500)	-129.5%	COPR	HORWITH	CHUX182
05/14/08	06/23/08	003256143	55803	68,220	51,020	17,200	25.2%	COPR	HORWITH	CHUX182
05/14/08	06/23/08	003256144	55804	68,880	51,120	17,760	25.8%	COPR	HORWITH	CHUX182
05/14/08	06/23/08	003256145	55805	42,100	50,780	(8,680)	-20.6%	COPR	HORWITH	CHUX182
05/14/08	06/23/08	003256146	55806	67,080	48,960	18,120	27.0%	COPR	HORWITH	CHUX107
05/14/08	06/23/08	003256147	55807	24,900	51,220	(26,320)	-105.7%	COPR	HORWITH	CHUX107
05/14/08	06/23/08	003256148	55808	76,100	49,440	26,660	35.0%	COPR	HORWITH	CHUX107
05/14/08	06/23/08	003256149	55809	30,360	48,980	(18,620)	-61.3%	COPR	HORWITH	CHUX107
05/14/08	06/11/08	003256150	55810	68,600	51,020	17,580	25.6%	COPR	HORWITH	JTLX30112
05/14/08	06/11/08	003256151	55811	68,740	49,400	19,340	28.1%	COPR	HORWITH	JTLX30112
05/14/08	06/11/08	003256152	55812	37,640	50,220	(12,580)	-33.4%	COPR	HORWITH	JTLX30112
05/14/08	06/11/08	003256153	55813	66,520	50,320	16,200	24.4%	COPR	HORWITH	JTLX50
05/14/08	06/11/08	003256154	55814	67,360	50,020	17,340	25.7%	COPR	HORWITH	JTLX50
05/14/08	06/11/08	003256155	55815	43,820	52,460	(8,640)	-19.7%	COPR	HORWITH	JTLX50
05/14/08	06/05/08	003256156	55816	26,320	50,340	(24,020)	-91.3%	COPR	HORWITH	CITX300120
05/14/08	06/05/08	003256157	55817	68,820	50,400	18,420	26.8%	COPR	HORWITH	CITX300120
05/14/08	06/05/08	003256158	55818	68,540	51,320	17,220	25.1%	COPR	HORWITH	CITX300120
05/15/08	06/05/08	003256159	55819	40,920	51,260	(10,340)	-25.3%	COPR	HORWITH	CHUX194
05/15/08	06/05/08	003256160	55820	67,420	49,760	17,660	26.2%	COPR	HORWITH	CHUX194
05/15/08	06/05/08	003256161	55821	67,340	50,320	17,020	25.3%	COPR	HORWITH	CHUX194
05/15/08	06/05/08	003256162	55822	26,540	50,720	(24,180)	-91.1%	COPR	HORWITH	CHUX194
05/15/08	06/05/08	003256163	55823	68,960	48,820	20,140	29.2%	COPR	HORWITH	NRLX527996
05/15/08	06/05/08	003256164	55824	31,340	49,540	(18,200)	-58.1%	COPR	HORWITH	NRLX527996
05/15/08	06/05/08	003256165	55825	28,420	49,500	(21,080)	-74.2%	COPR	HORWITH	NRLX527996
05/15/08	06/05/08	003256166	55826	67,580	50,840	16,740	24.8%	COPR	HORWITH	NRLX527996
05/15/08	06/05/08	003256167	55827	36,780	50,940	(14,160)	-38.5%	COPR	HORWITH	CITX300120
05/15/08	06/05/08	003256168	55828	34,820	50,620	(15,800)	-45.4%	COPR	HORWITH	NRLX528249
05/15/08	06/05/08	003256169	55829	30,580	49,340	(18,760)	-61.3%	COPR	HORWITH	NRLX528249
05/15/08	06/05/08	003256170	55830	75,260	51,420	23,840	31.7%	COPR	HORWITH	NRLX528249
05/15/08	06/05/08	003256171	55831	54,980	51,560	3,420	6.2%	COPR	HORWITH	NRLX528249
05/15/08	06/05/08	003256172	55832	38,720	52,320	(13,600)	-35.1%	COPR	HORWITH	CHUX255
05/15/08	06/05/08	003256173	55833	69,180	50,820	18,360	26.5%	COPR	HORWITH	CHUX255
05/15/08	06/05/08	003256174	55834	66,880	50,680	16,200	24.2%	COPR	HORWITH	CHUX255
05/15/08	06/05/08	003256175	55835	32,160	49,500	(17,340)	-53.9%	COPR	HORWITH	CHUX255
05/15/08	06/05/08	003256176	55836	8,300	49,880	(41,580)	-501.0%	COPR	HORWITH	CHUX218
05/15/08	06/05/08	003256177	55837	75,400	49,340	26,060	34.6%	COPR	HORWITH	CHUX218
05/15/08	06/05/08	003256178	55838	76,100	50,520	25,580	33.6%	COPR	HORWITH	CHUX218
05/15/08	06/05/08	003256179	55839	37,200	50,160	(12,960)	-34.8%	COPR	HORWITH	CHUX218
05/15/08	06/05/08	003256180	55840	46,140	48,520	(2,380)	-5.2%	COPR	HORWITH	NRLX527651
05/15/08	06/05/08	003256181	55841	76,720	48,160	28,560	37.2%	COPR	HORWITH	NRLX527651
05/15/08	06/05/08	003256182	55842	33,720	48,700	(14,980)	-44.4%	COPR	HORWITH	NRLX527651
05/15/08	06/05/08	003256183	55843	33,720	51,420	(17,700)	-52.5%	COPR	HORWITH	NRLX527651
05/15/08	06/05/08	003256184	55844	27,380	51,480	(24,100)	-88.0%	COPR	HORWITH	NDYX320337
05/15/08	06/05/08	003256185	55845	67,980	51,680	16,300	24.0%	COPR	HORWITH	NDYX320337
05/15/08	06/05/08	003256186	55846	67,540	51,300	16,240	24.0%	COPR	HORWITH	NDYX320337
05/15/08	06/05/08	003256187	55847	41,160	50,180	(9,020)	-21.9%	COPR	HORWITH	NDYX320337
05/15/08	06/05/08	003256188	55848	37,160	51,080	(13,920)	-37.5%	COPR	HORWITH	CEFX35813
05/15/08	06/05/08	003256189	55849	66,700	50,320	16,380	24.6%	COPR	HORWITH	CEFX35813
05/15/08	06/05/08	003256190	55850	21,620	50,080	(28,460)	-131.6%	COPR	HORWITH	CEFX35813
05/15/08	06/05/08	003256191	55851	76,320	50,460	25,860	33.9%	COPR	HORWITH	CEFX35813
05/15/08	06/05/08	003256192	55852	21,380	49,840	(28,460)	-133.1%	COPR	HORWITH	CHUX267
05/15/08	06/05/08	003256193	55853	76,280	48,780	27,500	36.1%	COPR	HORWITH	CHUX267
05/15/08	06/05/08	003256194	55854	69,180	51,180	18,000	26.0%	COPR	HORWITH	CHUX267
05/15/08	06/05/08	003256195	55855	29,180	50,520	(21,340)	-73.1%	COPR	HORWITH	CHUX267

HONEYWELL SA-7 USE HAZARDOUS WASTE TRACKING (2006)										
Date Shipped	Date of Return Manifest	State Manifest	Man. Doc #	Facilty Manifest Weight (lbs)	Estimated Weight (lbs)	Manifest - Estimate (lbs)	Manifest - Estimate (%)	Material	Transporter	RAILCAR #
05/15/08	06/05/08	003256196	55856	67,580	49,620	17,960	26.6%	COPR	HORWITH	JTLLX185
05/15/08	06/05/08	003256197	55857	21,420	49,140	(27,720)	-129.4%	COPR	HORWITH	JTLLX185
05/15/08	06/05/08	003256198	55858	68,300	50,140	18,160	26.6%	COPR	HORWITH	JTLLX185
05/15/08	06/05/08	003256199	55859	39,420	50,100	(10,680)	-27.1%	COPR	HORWITH	JTLLX185
05/15/08	06/20/08	003256200	55860	12,880	51,020	(38,140)	-296.1%	COPR	HORWITH	NRLX528356
05/15/08	06/20/08	003256201	55861	68,420	51,380	17,040	24.9%	COPR	HORWITH	NRLX528356
05/15/08	06/20/08	003256202	55862	68,220	51,600	16,620	24.4%	COPR	HORWITH	NRLX528356
05/15/08	06/20/08	003256203	55863	52,620	52,360	260	0.5%	COPR	HORWITH	NRLX528356
05/15/08	06/05/08	003256204	55864	20,200	51,920	(31,720)	-157.0%	COPR	HORWITH	JTLX185
05/15/08	06/05/08	003256205	55865	68,420	52,620	15,800	23.1%	COPR	HORWITH	JTLX185
05/15/08	06/05/08	003256206	55866	16,080	52,540	(36,460)	-226.7%	COPR	HORWITH	CHUX203
05/15/08	06/05/08	003256207	55867	68,680	50,900	17,780	25.9%	COPR	HORWITH	JTLX185
05/15/08	06/05/08	003256208	55868	45,520	50,060	(4,540)	-10.0%	COPR	HORWITH	JTLX185
05/15/08	06/05/08	003256209	55869	67,440	50,260	17,180	25.5%	COPR	HORWITH	CHUX203
05/15/08	06/05/08	003256210	55870	69,020	50,220	18,800	27.2%	COPR	HORWITH	CHUX203
05/15/08	06/05/08	003256211	55871	49,460	49,500	(40)	-0.1%	COPR	HORWITH	CHUX203
05/15/08	06/05/08	003256212	55872	11,780	50,640	(38,860)	-329.9%	COPR	HORWITH	CHUX100
05/15/08	06/05/08	003256213	55873	66,820	50,380	16,440	24.6%	COPR	HORWITH	CHUX100
05/15/08	06/05/08	003256214	55874	67,500	50,160	17,340	25.7%	COPR	HORWITH	CHUX100
05/15/08	06/05/08	003256215	55875	50,900	49,340	1,560	3.1%	COPR	HORWITH	CHUX100
05/15/08	06/05/08	003256216	55876	76,040	49,480	26,560	34.9%	COPR	HORWITH	NDYX320472
05/15/08	06/05/08	003256217	55877	75,340	51,660	23,680	31.4%	COPR	HORWITH	NDYX320472
05/15/08	06/05/08	003256218	55878	27,300	51,480	(24,180)	-88.6%	COPR	HORWITH	NDYX320472
05/15/08	06/05/08	003256219	55879	45,960	51,280	(5,320)	-11.6%	COPR	HORWITH	CHUX232
05/15/08	06/05/08	003256220	55880	27,300	50,560	(23,260)	-85.2%	COPR	HORWITH	NDYX320472
05/15/08	06/05/08	003256221	55881	38,360	51,480	(13,120)	-34.2%	COPR	HORWITH	CHUX232
05/15/08	06/05/08	003256222	55882	36,860	51,560	(14,700)	-39.9%	COPR	HORWITH	CHUX232
05/15/08	06/05/08	003256223	55883	49,060	51,160	(2,100)	-4.3%	COPR	HORWITH	JTLX151
05/15/08	06/05/08	003256224	55884	77,120	50,780	26,340	34.2%	COPR	HORWITH	CHUX232
05/16/08	06/05/08	003256225	55885	67,340	51,340	16,000	23.8%	COPR	HORWITH	JTLX151
05/16/08	06/05/08	003256226	55886	68,100	50,300	17,800	26.1%	COPR	HORWITH	JTLX151
05/16/08	06/05/08	003256227	55887	17,200	50,900	(33,700)	-195.9%	COPR	HORWITH	JTLX151
05/16/08	06/05/08	003256228	55888	41,520	49,340	(7,820)	-18.8%	COPR	HORWITH	NRLX526625
05/16/08	06/05/08	003256229	55889	68,900	50,580	18,320	26.6%	COPR	HORWITH	NRLX526625
05/16/08	06/05/08	003256230	55890	68,920	49,120	19,800	28.7%	COPR	HORWITH	NRLX526625
05/16/08	06/05/08	003256231	55891	18,140	51,760	(33,620)	-185.3%	COPR	HORWITH	NRLX526625
05/16/08	06/05/08	003256232	55892	59,400	50,520	8,880	14.9%	COPR	HORWITH	CHUX318
05/16/08	06/05/08	003256233	55893	67,960	50,180	17,780	26.2%	COPR	HORWITH	CHUX318
05/16/08	06/05/08	003256234	55894	33,760	51,840	(18,080)	-53.6%	COPR	HORWITH	CHUX318
05/16/08	06/11/08	003256235	55895	61,660	51,080	10,580	17.2%	COPR	HORWITH	JTLX152
05/16/08	06/05/08	003256236	55896	33,760	52,400	(18,640)	-55.2%	COPR	HORWITH	CHUX318
05/16/08	06/11/08	003256237	55897	67,380	52,120	15,260	22.6%	COPR	HORWITH	JTLX152
05/16/08	06/11/08	003256238	55898	67,840	50,300	17,540	25.9%	COPR	HORWITH	JTLX152
05/16/08	06/05/08	003256239	55899	68,280	51,140	17,140	25.1%	COPR	HORWITH	JTLX30100
05/16/08	06/11/08	003256240	55900	7,340	50,400	(43,060)	-586.6%	COPR	HORWITH	JTLX152
05/16/08	06/05/08	003256241	55901	6,860	52,080	(45,220)	-659.2%	COPR	HORWITH	JTLX30100
05/16/08	06/05/08	003256242	55902	54,700	49,320	5,380	9.8%	COPR	HORWITH	JTLX30100
05/16/08	06/05/08	003256243	55903	68,880	48,720	20,160	29.3%	COPR	HORWITH	JTLX30100
05/16/08	06/05/08	003256244	55904	51,680	50,600	1,080	2.1%	COPR	HORWITH	HLMX1202
05/16/08	06/05/08	003256245	55905	66,800	48,920	17,880	26.8%	COPR	HORWITH	HLMX1202
05/16/08	06/05/08	003256246	55906	67,880	50,380	17,500	25.8%	COPR	HORWITH	HLMX1202
05/16/08	06/05/08	003256247	55907	13,680	51,140	(37,460)	-273.8%	COPR	HORWITH	HLMX1202
05/16/08	06/11/08	003256248	55908	76,420	51,160	25,260	33.1%	COPR	HORWITH	NRLX526241
05/16/08	06/11/08	003256249	55909	37,180	49,800	(12,620)	-33.9%	COPR	HORWITH	NRLX526241
05/16/08	06/11/08	003256250	55910	76,720	51,200	25,520	33.3%	COPR	HORWITH	NRLX526241
05/16/08	06/11/08	003256251	55911	8,340	50,500	(42,160)	-505.5%	COPR	HORWITH	NRLX526241
05/16/08	06/11/08	003256252	55912	30,580	49,960	(19,380)	-63.4%	COPR	HORWITH	CITX300157
05/16/08	06/11/08	003256253	55913	18,980	50,400	(31,420)	-165.5%	COPR	HORWITH	CITX300157
05/16/08	06/11/08	003256254	55914	66,740	51,580	15,160	22.7%	COPR	HORWITH	CITX300157
05/16/08	06/11/08	003256255	55915	18,300	50,860	(32,560)	-177.9%	COPR	HORWITH	CHUX211
05/16/08	06/11/08	003256256	55916	75,280	49,300	25,980	34.5%	COPR	HORWITH	CHUX211
05/16/08	06/11/08	003256257	55917	87,400	50,740	36,660	41.9%	COPR	HORWITH	CITX300157
05/16/08	06/11/08	003256258	55918	75,940	51,220	24,720	32.6%	COPR	HORWITH	CHUX211
05/16/08	06/11/08	003256259	55919	30,260	50,760	(20,500)	-67.7%	COPR	HORWITH	CHUX211
05/16/08	06/11/08	003256260	55920	75,880	51,700	24,180	31.9%	COPR	HORWITH	NDYX320471
05/16/08	06/11/08	003256261	55921	67,280	49,680	17,600	26.2%	COPR	HORWITH	NDYX320471
05/16/08	06/11/08	003256262	55922	28,980	50,880	(21,900)	-75.6%	COPR	HORWITH	NDYX320471
05/16/08	06/11/08	003256263	55923	28,960	50,920	(21,960)	-75.8%	COPR	HORWITH	NDYX320471
05/16/08	06/11/08	003256264	55924	33,360	51,640	(18,280)	-54.8%	COPR	HORWITH	CITX300143
05/16/08	06/11/08	003256265	55925	67,500	49,800	17,700	26.2%	COPR	HORWITH	CITX300143
05/16/08	06/11/08	003256266	55926	67,960	51,060	16,900	24.9%	COPR	HORWITH	CITX300143
05/16/08	06/11/08	003256267	55927	33,540	50,900	(17,360)	-51.8%	COPR	HORWITH	CITX300143
05/16/08	06/11/08	003256268	55928	30,800	49,860	(19,060)	-61.9%	COPR	HORWITH	CHUX314
05/16/08	06/11/08	003256269	55929	67,280	51,360	15,920	23.7%	COPR	HORWITH	CHUX314

Honeywell

HONEYWELL SA-7 USE HAZARDOUS WASTE TRACKING (2006)										
Date Shipped	Date of Return Manifest	State Manifest	Man. Doc #	Facilty Manifest Weight (lbs)	Estimated Weight (lbs)	Manifest - Estimate (lbs)	Manifest - Estimate (%)	Material	Transporter	RAILCAR #
05/16/08	06/11/08	003256270	55930	67,040	51,580	15,460	23.1%	COPR	HORWITH	CHUX314
05/16/08	06/11/08	003256271	55931	67,960	50,720	17,240	25.4%	COPR	HORWITH	CHUX112
05/16/08	06/11/08	003256272	55932	33,340	49,440	(16,100)	-48.3%	COPR	HORWITH	CHUX314
05/16/08	06/11/08	003256273	55933	76,180	51,520	24,660	32.4%	COPR	HORWITH	CHUX112
05/16/08	06/11/08	003256274	55934	28,220	49,720	(21,500)	-76.2%	COPR	HORWITH	CHUX112
05/16/08	06/11/08	003256275	55935	28,220	50,960	(22,740)	-80.6%	COPR	HORWITH	CHUX112
05/16/08	06/11/08	003256276	55936	75,600	50,940	24,660	32.6%	COPR	HORWITH	NRLX526591
05/16/08	06/11/08	003256277	55937	67,420	51,040	16,380	24.3%	COPR	HORWITH	NRLX526591
05/16/08	06/11/08	003256278	55938	28,460	48,640	(20,180)	-70.9%	COPR	HORWITH	NRLX526591
05/16/08	06/11/08	003256279	55939	28,480	51,540	(23,060)	-81.0%	COPR	HORWITH	NRLX526591
05/16/08	06/11/08	003256280	55940	43,500	49,500	(6,000)	-13.8%	COPR	HORWITH	CHUX129
05/16/08	06/11/08	003256281	55941	67,860	52,480	15,380	22.7%	COPR	HORWITH	CHUX129
05/16/08	06/11/08	003256282	55942	66,600	49,900	16,700	25.1%	COPR	HORWITH	CHUX129
05/16/08	06/11/08	003256283	55943	23,440	50,500	(27,060)	-115.4%	COPR	HORWITH	CHUX129
05/16/08	06/11/08	003256284	55944	45,400	50,820	(5,420)	-11.9%	COPR	HORWITH	CHUX309
05/16/08	06/11/08	003256285	55945	66,600	50,840	15,760	23.7%	COPR	HORWITH	CHUX309
05/16/08	06/11/08	003256286	55946	68,640	51,840	16,800	24.5%	COPR	HORWITH	CHUX309
05/16/08	06/11/08	003256287	55947	26,520	52,560	(26,040)	-98.2%	COPR	HORWITH	CHUX309
05/16/08	06/11/08	003256288	55948	41,820	50,400	(8,580)	-20.5%	COPR	HORWITH	NRLX526018
05/16/08	06/11/08	003256289	55949	68,060	50,780	17,280	25.4%	COPR	HORWITH	NRLX526018
05/16/08	06/11/08	003256290	55950	67,540	51,180	16,360	24.2%	COPR	HORWITH	NRLX526018
05/19/08	06/11/08	003256291	55951	19,060	50,500	(31,440)	-165.0%	COPR	HORWITH	CHUX304
05/19/08	06/11/08	003256292	55952	75,800	50,160	25,640	33.8%	COPR	HORWITH	CHUX304
05/19/08	06/11/08	003256293	55953	76,400	49,880	26,520	34.7%	COPR	HORWITH	CHUX304
05/19/08	06/11/08	003256294	55954	26,640	49,960	(23,320)	-87.5%	COPR	HORWITH	CHUX304
05/19/08	06/11/08	003256295	55955	20,540	50,160	(29,620)	-144.2%	COPR	HORWITH	JTLX239
05/19/08	06/11/08	003256296	55956	75,760	51,560	24,200	31.9%	COPR	HORWITH	JTLX239
05/19/08	06/11/08	003256297	55957	55,340	52,160	3,180	5.7%	COPR	HORWITH	JTLX239
05/19/08	06/11/08	003256298	55958	54,880	51,540	3,340	6.1%	COPR	HORWITH	JTLX239
05/19/08	06/11/08	003256299	55959	76,660	52,260	24,400	31.8%	COPR	HORWITH	JTLX192
05/19/08	06/11/08	003256300	55960	75,360	51,960	23,400	31.1%	COPR	HORWITH	JTLX192
05/19/08	06/11/08	003256301	55961	27,780	52,380	(24,600)	-88.6%	COPR	HORWITH	JTLX192
05/19/08	06/11/08	003256302	55962	27,780	51,860	(24,080)	-86.7%	COPR	HORWITH	JTLX192
05/19/08	06/11/08	003256303	55963	25,860	52,280	(26,420)	-102.2%	COPR	HORWITH	CHUX257
05/19/08	06/11/08	003256304	55964	68,240	52,200	16,040	23.5%	COPR	HORWITH	CHUX257
05/19/08	06/11/08	003256305	55965	41,680	49,240	(7,560)	-18.1%	COPR	HORWITH	JTLX30129
05/19/08	06/11/08	003256306	55966	69,440	51,040	18,400	26.5%	COPR	HORWITH	JTLX30129
05/19/08	06/11/08	003256307	55967	64,480	51,600	12,880	20.0%	COPR	HORWITH	JTLX30129
05/19/08	06/11/08	003256308	55968	23,020	50,680	(27,660)	-120.2%	COPR	HORWITH	JTLX30129
05/19/08	06/11/08	003256309	55969	68,680	51,480	17,200	25.0%	COPR	HORWITH	CHUX257
05/19/08	06/11/08	003256310	55970	41,620	51,920	(10,300)	-24.7%	COPR	HORWITH	CHUX257
05/19/08	06/11/08	003256311	55971	14,100	49,820	(35,720)	-253.3%	COPR	HORWITH	CHUX231
05/19/08	06/11/08	003256312	55972	67,480	48,860	18,620	27.6%	COPR	HORWITH	CHUX231
05/19/08	06/11/08	003256313	55973	67,400	48,000	19,400	28.8%	COPR	HORWITH	CHUX231
05/19/08	06/11/08	003256314	55974	42,200	48,740	(6,540)	-15.5%	COPR	HORWITH	CHUX231
05/19/08	06/11/08	003256315	55975	9,560	50,420	(40,860)	-427.4%	COPR	HORWITH	NRLX528252
05/19/08	06/11/08	003256316	55976	68,880	50,300	18,580	27.0%	COPR	HORWITH	NRLX528252
05/19/08	06/11/08	003256317	55977	69,040	51,220	17,820	25.8%	COPR	HORWITH	NRLX528252
05/19/08	06/11/08	003256318	55978	53,060	51,300	1,760	3.3%	COPR	HORWITH	NRLX528252
05/19/08	06/23/08	003256319	55979	67,540	52,360	15,180	22.5%	COPR	HORWITH	CITX300114
05/19/08	06/23/08	003256320	55980	57,720	49,520	8,200	14.2%	COPR	HORWITH	CITX300114
05/19/08	06/23/08	003256321	55981	38,180	50,320	(12,140)	-31.8%	COPR	HORWITH	CITX300114
05/19/08	06/23/08	003256322	55982	38,180	50,160	(11,980)	-31.4%	COPR	HORWITH	CITX300114
05/19/08	06/11/08	003256323	55983	68,140	51,200	16,940	24.9%	COPR	HORWITH	CHUX308
05/19/08	06/11/08	003256325	55984	21,220	49,440	(28,220)	-133.0%	COPR	HORWITH	NRLX526018
05/19/08	06/11/08	003256326	55985	69,220	50,320	18,900	27.3%	COPR	HORWITH	CHUX308
05/19/08	06/11/08	003256327	55986	28,660	51,060	(22,400)	-78.2%	COPR	HORWITH	CHUX308
05/19/08	06/11/08	003256328	55987	68,060	50,440	17,620	25.9%	COPR	HORWITH	CITX300033
05/19/08	06/11/08	003256329	55988	28,660	51,100	(22,440)	-78.3%	COPR	HORWITH	CHUX308
05/19/08	06/11/08	003256330	55989	46,720	52,420	(5,700)	-12.2%	COPR	HORWITH	CEFX33435
05/19/08	06/11/08	003256331	55990	67,920	50,600	17,320	25.5%	COPR	HORWITH	CITX300033
05/19/08	06/11/08	003256332	55991	67,920	51,860	16,060	23.6%	COPR	HORWITH	CEFX33435
05/19/08	06/11/08	003256333	55992	25,620	52,020	(26,400)	-103.0%	COPR	HORWITH	CEFX33435
05/19/08	06/11/08	003256334	55993	67,320	52,480	14,840	22.0%	COPR	HORWITH	CEFX33435
05/19/08	06/11/08	003256335	55994	34,060	51,400	(17,340)	-50.9%	COPR	HORWITH	CITX300033
05/19/08	06/11/08	003256336	55995	34,040	48,040	(14,000)	-41.1%	COPR	HORWITH	CITX300033
05/19/08	06/11/08	003256337	55996	68,500	51,580	16,920	24.7%	COPR	HORWITH	CITX300118
05/19/08	06/11/08	003256338	55997	67,160	50,540	16,620	24.7%	COPR	HORWITH	CITX300118
05/19/08	06/11/08	003256339	55998	29,380	51,620	(22,240)	-75.7%	COPR	HORWITH	CITX300118
05/19/08	06/11/08	003256340	55999	29,380	51,740	(22,360)	-76.1%	COPR	HORWITH	CITX300118
05/19/08	06/11/08	003256341	56000	53,480	50,280	3,200	6.0%	COPR	HORWITH	JTLX30122
05/19/08	06/11/08	003256342	56001	67,700	51,420	16,280	24.0%	COPR	HORWITH	JTLX30122
05/19/08	06/11/08	003256343	56002	68,140	52,460	15,680	23.0%	COPR	HORWITH	JTLX30122
05/19/08	06/11/08	003256344	56003	12,140	49,640	(37,500)	-308.9%	COPR	HORWITH	JTLX30122

Honeywell

HONEYWELL SA-7 USE HAZARDOUS WASTE TRACKING (2006)										
Date Shipped	Date of Return Manifest	State Manifest	Man. Doc #	Facilty Manifest Weight (lbs)	Estimated Weight (lbs)	Manifest - Estimate (lbs)	Manifest - Estimate (%)	Material	Transporter	RAILCAR #
05/19/08	06/11/08	003256345	56004	9,400	49,720	(40,320)	-428.9%	COPR	HORWITH	CHUX114
05/19/08	06/11/08	003256346	56005	67,600	49,060	18,540	27.4%	COPR	HORWITH	CHUX114
05/19/08	06/11/08	003256347	56006	67,680	49,120	18,560	27.4%	COPR	HORWITH	CHUX114
05/19/08	06/11/08	003256348	56007	53,040	50,780	2,260	4.3%	COPR	HORWITH	CHUX114
05/19/08	06/11/08	003256349	56008	66,200	49,000	17,200	26.0%	COPR	HORWITH	NRLX527465
05/19/08	06/11/08	003256350	56009	47,200	48,920	(1,720)	-3.6%	COPR	HORWITH	NRLX527465
05/19/08	06/11/08	003256351	56010	15,080	49,780	(34,700)	-230.1%	COPR	HORWITH	NRLX527465
05/19/08	06/11/08	003256352	56011	7,820	48,960	(41,140)	-526.1%	COPR	HORWITH	CITX300151
05/19/08	06/11/08	003256353	56012	68,080	50,580	17,500	25.7%	COPR	HORWITH	NRLX527465
05/19/08	06/11/08	003256354	56013	67,180	51,740	15,440	23.0%	COPR	HORWITH	CITX300151
05/19/08	06/11/08	003256355	56014	67,380	51,620	15,760	23.4%	COPR	HORWITH	CITX300151
05/19/08	06/11/08	003256356	56015	57,720	50,860	6,860	11.9%	COPR	HORWITH	CITX300151
05/19/08	06/20/08	003256357	56016	43,400	51,700	(8,300)	-19.1%	COPR	HORWITH	JTLX232
05/20/08	06/11/08	003256358	56017	14,360	51,240	(36,880)	-256.8%	COPR	HORWITH	JTLX30145
05/20/08	06/11/08	003256359	56018	69,220	49,140	20,080	29.0%	COPR	HORWITH	JTLX30145
05/20/08	06/11/08	003256360	56019	67,580	51,440	16,140	23.9%	COPR	HORWITH	JTLX30145
05/20/08	06/11/08	003256361	56020	46,240	50,620	(4,380)	-9.5%	COPR	HORWITH	JTLX30145
05/20/08	06/23/08	003256362	56021	75,980	51,000	24,980	32.9%	COPR	HORWITH	CEFX33344
05/20/08	06/23/08	003256363	56022	27,960	50,120	(22,160)	-79.3%	COPR	HORWITH	CEFX33344
05/20/08	06/23/08	003256364	56023	67,680	51,100	16,580	24.5%	COPR	HORWITH	CEFX33344
05/20/08	06/23/08	003256365	56024	29,880	50,420	(20,540)	-68.7%	COPR	HORWITH	CEFX33344
05/20/08	06/11/08	003256366	56025	65,680	52,180	13,500	20.6%	COPR	HORWITH	NRLX585503
05/20/08	06/11/08	003256367	56026	76,000	50,860	25,140	33.1%	COPR	HORWITH	NRLX585503
05/20/08	06/11/08	003256368	56027	30,580	51,640	(21,060)	-68.9%	COPR	HORWITH	NRLX585503
05/20/08	06/11/08	003256369	56028	30,600	52,420	(21,820)	-71.3%	COPR	HORWITH	NRLX585503
05/20/08	06/20/08	003256370	56029	75,740	51,660	24,080	31.8%	COPR	HORWITH	NRLX526008
05/20/08	06/20/08	003256371	56030	76,560	51,440	25,120	32.8%	COPR	HORWITH	NRLX526008
05/20/08	06/20/08	003256372	56031	23,800	50,920	(27,120)	-113.9%	COPR	HORWITH	NRLX526008
05/20/08	06/11/08	003256373	56032	52,200	52,600	(400)	-0.8%	COPR	HORWITH	CEFX35820
05/20/08	06/20/08	003256374	56033	23,820	51,040	(27,220)	-114.3%	COPR	HORWITH	NRLX526008
05/20/08	06/11/08	003256375	56034	67,060	51,640	15,420	23.0%	COPR	HORWITH	CEFX35820
05/20/08	06/11/08	003256376	56035	75,860	52,160	23,700	31.2%	COPR	HORWITH	CEFX35820
05/20/08	06/11/08	003256377	56036	9,820	51,680	(41,860)	-426.3%	COPR	HORWITH	CEFX35820
05/20/08	06/11/08	003256378	56037	76,020	50,880	25,140	33.1%	COPR	HORWITH	CEFX35831
05/20/08	06/11/08	003256379	56038	67,560	50,660	16,900	25.0%	COPR	HORWITH	CEFX35831
05/20/08	06/11/08	003256380	56039	28,580	50,180	(21,600)	-75.6%	COPR	HORWITH	CEFX35831
05/20/08	06/11/08	003256381	56040	51,320	50,720	600	1.2%	COPR	HORWITH	CHUX313
05/20/08	06/11/08	003256382	56041	28,600	50,860	(22,260)	-77.8%	COPR	HORWITH	CEFX35831
05/20/08	06/11/08	003256383	56042	75,860	51,780	24,080	31.7%	COPR	HORWITH	CHUX313
05/20/08	06/11/08	003256384	56043	38,020	51,580	(13,560)	-35.7%	COPR	HORWITH	CHUX313
05/20/08	06/11/08	003256385	56044	38,020	52,140	(14,120)	-37.1%	COPR	HORWITH	CHUX313
05/20/08	06/20/08	003256386	56045	67,120	52,060	15,060	22.4%	COPR	HORWITH	JTLX232
05/20/08	06/20/08	003256387	56046	67,380	50,980	16,400	24.3%	COPR	HORWITH	JTLX232
05/20/08	06/20/08	003256388	56047	25,320	52,240	(26,920)	-106.3%	COPR	HORWITH	JTLX232
05/20/08	06/11/08	003256389	56048	67,420	52,300	15,120	22.4%	COPR	HORWITH	CEFX35827
05/20/08	06/11/08	003256390	56049	67,380	52,200	15,180	22.5%	COPR	HORWITH	CEFX35827
05/20/08	06/11/08	003256391	56050	33,640	51,780	(18,140)	-53.9%	COPR	HORWITH	CEFX35827
05/20/08	06/11/08	003256392	56051	33,660	50,620	(16,960)	-50.4%	COPR	HORWITH	CEFX35827
05/20/08	06/20/08	003256393	56052	55,400	49,920	5,480	9.9%	COPR	HORWITH	JTLX30119
05/20/08	06/20/08	003256394	56053	76,720	49,600	27,120	35.3%	COPR	HORWITH	JTLX30119
05/20/08	06/20/08	003256395	56054	32,920	49,440	(16,520)	-50.2%	COPR	HORWITH	JTLX30119
05/20/08	06/20/08	003256396	56055	32,920	52,400	(19,480)	-59.2%	COPR	HORWITH	JTLX30119
05/20/08	06/11/08	003256397	56056	37,380	51,520	(14,140)	-37.8%	COPR	HORWITH	CHUX238
05/20/08	06/11/08	003256398	56057	76,180	52,000	24,180	31.7%	COPR	HORWITH	CHUX238
05/20/08	06/11/08	003256399	56058	8,960	52,200	(43,240)	-482.6%	COPR	HORWITH	CEFX35819
05/20/08	06/11/08	003256400	56059	67,500	52,480	15,020	22.3%	COPR	HORWITH	CHUX238
05/20/08	06/20/08	003256401	56060	68,640	51,160	17,480	25.5%	COPR	HORWITH	NRLX527608
05/20/08	06/11/08	003256402	56061	25,280	51,200	(25,920)	-102.5%	COPR	HORWITH	CHUX238
05/20/08	06/11/08	003256403	56062	67,280	49,840	17,440	25.9%	COPR	HORWITH	CEFX35819
05/20/08	06/11/08	003256404	56063	67,400	51,400	16,000	23.7%	COPR	HORWITH	CEFX35819
05/20/08	06/11/08	003256405	56064	67,380	51,500	15,880	23.6%	COPR	HORWITH	CEFX35819
05/20/08	06/20/08	003256406	56065	68,060	52,000	16,060	23.6%	COPR	HORWITH	NRLX527608
05/20/08	06/20/08	003256407	56066	30,000	51,100	(21,100)	-70.3%	COPR	HORWITH	NRLX527608
05/20/08	06/11/08	003256408	56067	69,020	50,100	18,920	27.4%	COPR	HORWITH	NRLX526087
05/20/08	06/20/08	003256409	56068	30,000	51,760	(21,760)	-72.5%	COPR	HORWITH	NRLX527608
05/20/08	06/11/08	003256410	56069	67,520	51,520	16,000	23.7%	COPR	HORWITH	NRLX526087
05/20/08	06/11/08	003256411	56070	33,660	50,960	(17,300)	-51.4%	COPR	HORWITH	NRLX526087
05/20/08	06/11/08	003256412	56071	33,640	50,740	(17,100)	-50.8%	COPR	HORWITH	NRLX526087
05/20/08	06/11/08	003256413	56072	57,420	51,140	6,280	10.9%	COPR	HORWITH	CITX300128
05/20/08	06/11/08	003256414	56073	68,480	50,460	18,020	26.3%	COPR	HORWITH	CITX300128
05/20/08	06/11/08	003256415	56074	34,620	50,120	(15,500)	-44.8%	COPR	HORWITH	CITX300128
05/20/08	06/11/08	003256416	56075	34,620	49,740	(15,120)	-43.7%	COPR	HORWITH	CITX300128
05/20/08	06/11/08	003256417	56076	49,460	50,080	(620)	-1.3%	COPR	HORWITH	CITX300023
05/20/08	06/11/08	003256418	56077	76,300	50,800	25,500	33.4%	COPR	HORWITH	CITX300023

Honeywell

HONEYWELL SA-7 USE HAZARDOUS WASTE TRACKING (2006)										
Date Shipped	Date of Return Manifest	State Manifest	Man. Doc #	Facilty Manifest Weight (lbs)	Estimated Weight (lbs)	Manifest - Estimate (lbs)	Manifest - Estimate (%)	Material	Transporter	RAILCAR #
05/20/08	06/11/08	003256419	56078	33,860	50,500	(16,640)	-49.1%	COPR	HORWITH	CITX300023
05/20/08	06/20/08	003256420	56079	29,040	49,560	(20,520)	-70.7%	COPR	HORWITH	NRLX527861
05/20/08	06/20/08	003256421	56080	75,980	49,340	26,640	35.1%	COPR	HORWITH	NRLX527861
05/20/08	06/20/08	003256422	56081	67,260	50,380	16,880	25.1%	COPR	HORWITH	NRLX527861
05/20/08	06/11/08	003256423	56082	33,840	49,520	(15,680)	-46.3%	COPR	HORWITH	CITX300023
05/21/08	06/20/08	003256424	56083	67,280	50,500	16,780	24.9%	COPR	HORWITH	NRLX527694
05/21/08	06/20/08	003256425	56084	66,920	49,900	17,020	25.4%	COPR	HORWITH	NRLX527694
05/21/08	06/20/08	003256426	56085	34,040	50,200	(16,160)	-47.5%	COPR	HORWITH	NRLX527694
05/21/08	06/20/08	003256427	56086	34,040	50,320	(16,280)	-47.8%	COPR	HORWITH	NRLX527694
05/21/08	06/20/08	003256428	56087	57,720	50,760	6,960	12.1%	COPR	HORWITH	NRLX527649
05/21/08	06/20/08	003256429	56088	76,260	50,840	25,420	33.3%	COPR	HORWITH	NRLX527649
05/21/08	06/20/08	003256430	56089	33,680	51,020	(17,340)	-51.5%	COPR	HORWITH	NRLX527649
05/21/08	06/20/08	003256431	56090	33,660	50,020	(16,360)	-48.6%	COPR	HORWITH	NRLX527649
05/21/08	06/23/08	003256432	56091	29,080	51,860	(22,780)	-78.3%	COPR	HORWITH	CHUX162
05/21/08	06/23/08	003256433	56092	67,700	51,320	16,380	24.2%	COPR	HORWITH	CHUX162
05/21/08	06/23/08	003256434	56093	66,040	52,520	13,520	20.5%	COPR	HORWITH	CHUX162
05/21/08	06/23/08	003256435	56094	67,500	51,800	15,700	23.3%	COPR	HORWITH	CHUX162
05/21/08	06/23/08	003256436	56095	37,580	52,300	(14,720)	-39.2%	COPR	HORWITH	CITX300115
05/21/08	06/23/08	003256437	56096	53,720	48,680	5,040	9.4%	COPR	HORWITH	CITX300115
05/21/08	06/23/08	003256438	56097	68,280	52,080	16,200	23.7%	COPR	HORWITH	CITX300115
05/21/08	06/23/08	003256439	56098	10,180	51,100	(40,920)	-402.0%	COPR	HORWITH	CITX300115
05/21/08	06/20/08	003256440	56099	19,960	48,780	(28,820)	-144.4%	COPR	HORWITH	JTLX30104
05/21/08	06/20/08	003256441	56100	66,680	49,940	16,740	25.1%	COPR	HORWITH	JTLX30104
05/21/08	06/20/08	003256442	56101	66,840	50,400	16,440	24.6%	COPR	HORWITH	JTLX30104
05/21/08	06/20/08	003256443	56102	38,540	49,460	(10,920)	-28.3%	COPR	HORWITH	JTLX30104
05/21/08	06/20/08	003256444	56103	46,720	51,500	(4,780)	-10.2%	COPR	HORWITH	JTLX30131
05/21/08	06/20/08	003256445	56104	67,560	50,300	17,260	25.5%	COPR	HORWITH	JTLX30131
05/21/08	06/20/08	003256446	56105	67,520	50,060	17,460	25.9%	COPR	HORWITH	JTLX30131
05/21/08	06/20/08	003256447	56106	15,140	52,300	(37,160)	-245.4%	COPR	HORWITH	JTLX30131
05/21/08	06/23/08	003256448	56107	10,040	49,940	(39,900)	-397.4%	COPR	HORWITH	CITX300100
05/21/08	06/23/08	003256449	56108	68,340	50,100	18,240	26.7%	COPR	HORWITH	CITX300100
05/21/08	06/23/08	003256450	56109	68,680	51,340	17,340	25.2%	COPR	HORWITH	CITX300100
05/21/08	06/23/08	003256451	56110	48,880	51,120	(2,240)	-4.6%	COPR	HORWITH	CITX300100
05/21/08	06/23/08	003256452	56111	13,540	52,160	(38,620)	-285.2%	COPR	HORWITH	CHUX128
05/21/08	06/23/08	003256453	56112	67,740	52,000	15,740	23.2%	COPR	HORWITH	CHUX128
05/21/08	06/23/08	003256454	56113	77,020	51,480	25,540	33.2%	COPR	HORWITH	CHUX128
05/21/08	06/20/08	003256455	56114	18,360	51,480	(33,120)	-180.4%	COPR	HORWITH	NRLX528224
05/21/08	06/23/08	003256456	56115	45,780	52,420	(6,640)	-14.5%	COPR	HORWITH	CHUX128
05/21/08	06/20/08	003256457	56116	75,360	49,380	25,980	34.5%	COPR	HORWITH	NRLX528224
05/21/08	06/20/08	003256458	56117	75,940	51,060	24,880	32.8%	COPR	HORWITH	NRLX528224
05/21/08	06/20/08	003256459	56118	28,100	51,080	(22,980)	-81.8%	COPR	HORWITH	NRLX528224
05/21/08	06/20/08	003256460	56119	29,060	50,100	(21,040)	-72.4%	COPR	HORWITH	NRLX527861
05/21/08	06/23/08	003256461	56120	49,300	50,940	(1,640)	-3.3%	COPR	HORWITH	CITX300116
05/21/08	06/23/08	003256462	56121	77,060	50,360	26,700	34.6%	COPR	HORWITH	CITX300116
05/21/08	06/23/08	003256463	56122	38,020	50,780	(12,760)	-33.6%	COPR	HORWITH	CITX300116
05/21/08	06/23/08	003256464	56123	38,020	50,720	(12,700)	-33.4%	COPR	HORWITH	CITX300116
05/21/08	06/23/08	003256465	56124	66,620	49,160	17,460	26.2%	COPR	HORWITH	NDYX320335
05/21/08	06/23/08	003256466	56125	8,960	51,140	(42,180)	-470.8%	COPR	HORWITH	NDYX320335
05/21/08	06/23/08	003256467	56126	54,200	49,300	4,900	9.0%	COPR	HORWITH	NDYX320335
05/21/08	06/23/08	003256468	56127	68,720	50,880	17,840	26.0%	COPR	HORWITH	NDYX320335
05/21/08	06/20/08	003256469	56128	69,700	51,460	18,240	26.2%	COPR	HORWITH	JTLX30118
05/21/08	06/20/08	003256470	56129	69,200	51,580	17,620	25.5%	COPR	HORWITH	JTLX30118
05/21/08	06/20/08	003256471	56130	28,940	48,940	(20,000)	-69.1%	COPR	HORWITH	JTLX30118
05/21/08	06/20/08	003256472	56131	28,960	52,240	(23,280)	-80.4%	COPR	HORWITH	JTLX30118
05/21/08	06/20/08	003256473	56132	28,460	49,560	(21,100)	-74.1%	COPR	HORWITH	JTLX30157
05/21/08	06/20/08	003256474	56133	67,120	49,600	17,520	26.1%	COPR	HORWITH	JTLX30157
05/21/08	06/20/08	003256475	56134	68,540	49,860	18,680	27.3%	COPR	HORWITH	JTLX30157
05/21/08	06/20/08	003256476	56135	31,400	52,280	(20,880)	-66.5%	COPR	HORWITH	JTLX30157
05/21/08	06/20/08	003256477	56136	46,740	51,040	(4,300)	-9.2%	COPR	HORWITH	JTLX30138
05/21/08	06/20/08	003256478	56137	77,100	50,180	26,920	34.9%	COPR	HORWITH	JTLX30138
05/21/08	06/20/08	003256479	56138	6,880	51,200	(44,320)	-644.2%	COPR	HORWITH	JTLX30138
05/21/08	06/23/08	003256480	56139	67,620	49,660	17,960	26.6%	COPR	HORWITH	JTLX30138
05/21/08	06/23/08	003256481	56140	54,380	49,720	4,660	8.6%	COPR	HORWITH	CEFX35823
05/21/08	06/23/08	003256482	56141	67,280	51,020	16,260	24.2%	COPR	HORWITH	CEFX35823
05/21/08	06/23/08	003256483	56142	67,600	50,740	16,860	24.9%	COPR	HORWITH	CEFX35823
05/21/08	06/23/08	003256484	56143	52,200	50,240	1,960	3.8%	COPR	HORWITH	JTLX80
05/21/08	06/23/08	003256485	56144	8,380	50,400	(42,020)	-501.4%	COPR	HORWITH	CEFX35823
05/21/08	06/23/08	003256486	56145	69,220	51,160	18,060	26.1%	COPR	HORWITH	JTLX80
05/21/08	06/23/08	003256487	56146	5,300	50,020	(44,720)	-843.8%	COPR	HORWITH	JTLX80
05/21/08	06/20/08	003256488	56147	29,540	52,280	(22,740)	-77.0%	COPR	HORWITH	JTLX30169
05/21/08	06/23/08	003256489	56148	68,460	51,180	17,280	25.2%	COPR	HORWITH	JTLX80
05/22/08	06/20/08	003256490	56149	68,300	50,940	17,360	25.4%	COPR	HORWITH	JTLX30169
05/22/08	06/20/08	003256491	56150	68,120	50,440	17,680	26.0%	COPR	HORWITH	JTLX30169
05/22/08	06/20/08	003256492	56151	33,180	51,120	(17,940)	-54.1%	COPR	HORWITH	JTLX30169

Honeywell

HONEYWELL SA-7 USE HAZARDOUS WASTE TRACKING (2006)										
Date Shipped	Date of Return Manifest	State Manifest	Man. Doc #	Facilty Manifest Weight (lbs)	Estimated Weight (lbs)	Manifest - Estimate (lbs)	Manifest - Estimate (%)	Material	Transporter	RAILCAR #
05/22/08	06/23/08	003256493	56152	67,460	51,080	16,380	24.3%	COPR	HORWITH	CHUX145
05/22/08	06/23/08	003256494	56153	76,560	51,980	24,580	32.1%	COPR	HORWITH	CHUX145
05/22/08	06/23/08	003256495	56154	26,040	49,460	(23,420)	-89.9%	COPR	HORWITH	CHUX145
05/22/08	06/23/08	003256496	56155	26,020	51,460	(25,440)	-97.8%	COPR	HORWITH	CHUX145
05/22/08	06/23/08	003256497	56156	51,480	50,080	1,400	2.7%	COPR	HORWITH	CHUX193
05/22/08	06/23/08	003256498	56157	69,080	51,360	17,720	25.7%	COPR	HORWITH	CHUX193
05/22/08	06/23/08	003256499	56158	67,420	52,360	15,060	22.3%	COPR	HORWITH	CHUX193
05/22/08	06/23/08	003256500	56159	12,160	51,020	(38,860)	-319.6%	COPR	HORWITH	CHUX193
05/22/08	06/20/08	003256501	56160	52,900	51,080	1,820	3.4%	COPR	HORWITH	JTLX105
05/22/08	06/20/08	003256502	56161	75,820	50,660	25,160	33.2%	COPR	HORWITH	JTLX105
05/22/08	06/20/08	003256503	56162	34,760	51,120	(16,360)	-47.1%	COPR	HORWITH	JTLX105
05/22/08	06/20/08	003256504	56163	34,780	49,880	(15,100)	-43.4%	COPR	HORWITH	JTLX105
05/22/08	06/23/08	003256505	56164	75,640	50,960	24,680	32.6%	COPR	HORWITH	CHUX223
05/22/08	06/23/08	003256506	56165	38,540	50,620	(12,080)	-31.3%	COPR	HORWITH	CHUX223
05/22/08	06/23/08	003256507	56166	68,960	50,980	17,980	26.1%	COPR	HORWITH	CHUX223
05/22/08	06/23/08	003256508	56167	16,260	51,460	(35,200)	-216.5%	COPR	HORWITH	CHUX223
05/22/08	06/23/08	003256509	56168	21,540	51,980	(30,440)	-141.3%	COPR	HORWITH	CITX300138
05/22/08	06/23/08	003256510	56169	76,820	49,400	27,420	35.7%	COPR	HORWITH	CITX300138
05/22/08	06/23/08	003256511	56170	75,640	51,920	23,720	31.4%	COPR	HORWITH	CITX300138
05/22/08	06/23/08	003256512	56171	75,460	51,460	24,000	31.8%	COPR	HORWITH	NRLX526160
05/22/08	06/23/08	003256513	56172	23,780	49,800	(26,020)	-109.4%	COPR	HORWITH	CITX300138
05/22/08	06/23/08	003256514	56173	76,420	50,260	26,160	34.2%	COPR	HORWITH	NRLX526160
05/22/08	06/23/08	003256515	56174	19,260	51,020	(31,760)	-164.9%	COPR	HORWITH	NRLX526160
05/22/08	06/23/08	003256516	56175	19,260	49,660	(30,400)	-157.8%	COPR	HORWITH	NRLX526160
05/22/08	06/20/08	003256517	56176	36,100	49,920	(13,820)	-38.3%	COPR	HORWITH	JTLX276
05/22/08	06/20/08	003256518	56177	69,800	50,840	18,960	27.2%	COPR	HORWITH	JTLX276
05/22/08	06/20/08	003256519	56178	66,260	50,680	15,580	23.5%	COPR	HORWITH	JTLX276
05/22/08	06/23/08	003256520	56179	66,500	49,100	17,400	26.2%	COPR	HORWITH	CITX300124
05/22/08	06/20/08	003256521	56180	22,000	48,160	(26,160)	-118.9%	COPR	HORWITH	JTLX276
05/22/08	06/23/08	003256522	56181	68,720	51,800	16,920	24.6%	COPR	HORWITH	CITX300124
05/22/08	06/23/08	003256523	56182	27,920	50,060	(22,140)	-79.3%	COPR	HORWITH	CITX300124
05/22/08	06/23/08	003256524	56183	27,940	49,740	(21,800)	-78.0%	COPR	HORWITH	CITX300124
05/22/08	06/20/08	003256525	56184	37,100	50,620	(13,520)	-36.4%	COPR	HORWITH	NRLX527077
05/22/08	06/20/08	003256526	56185	77,120	51,160	25,960	33.7%	COPR	HORWITH	NRLX527077
05/22/08	06/20/08	003256527	56186	75,840	50,840	25,000	33.0%	COPR	HORWITH	NRLX527077
05/22/08	06/20/08	003256528	56187	6,900	50,040	(43,140)	-625.2%	COPR	HORWITH	NRLX527077
05/22/08	06/20/08	003256529	56188	68,540	52,420	16,120	23.5%	COPR	HORWITH	JTLX30152
05/22/08	06/20/08	003256530	56189	68,480	51,420	17,060	24.9%	COPR	HORWITH	JTLX30152
05/22/08	06/20/08	003256531	56190	67,800	49,660	18,140	26.8%	COPR	HORWITH	NRLX528376
05/22/08	06/20/08	003256532	56191	33,060	51,220	(18,160)	-54.9%	COPR	HORWITH	JTLX30152
05/22/08	06/20/08	003256533	56192	24,720	51,080	(26,360)	-106.6%	COPR	HORWITH	NRLX528376
05/22/08	06/20/08	003256534	56193	33,060	52,060	(19,000)	-57.5%	COPR	HORWITH	JTLX30152
05/22/08	06/20/08	003256535	56194	69,420	50,880	18,540	26.7%	COPR	HORWITH	NRLX528376
05/22/08	06/23/08	003256536	56195	11,440	52,520	(41,080)	-359.1%	COPR	HORWITH	CHUX133
05/22/08	06/20/08	003256537	56196	37,000	50,440	(13,440)	-36.3%	COPR	HORWITH	NRLX528376
05/22/08	06/23/08	003256538	56197	67,660	50,820	16,840	24.9%	COPR	HORWITH	CHUX133
05/22/08	06/23/08	003256539	56198	67,400	51,460	15,940	23.6%	COPR	HORWITH	CHUX133
05/22/08	06/23/08	003256540	56199	56,940	50,540	6,400	11.2%	COPR	HORWITH	CHUX133
05/22/08	06/23/08	003256541	56200	65,820	52,360	13,460	20.4%	COPR	HORWITH	CEFX33484
05/22/08	06/23/08	003256542	56201	45,200	50,940	(5,740)	-12.7%	COPR	HORWITH	CEFX33484
05/22/08	06/23/08	003256543	56202	66,820	50,420	16,400	24.5%	COPR	HORWITH	CEFX33484
05/22/08	06/23/08	003256544	56203	24,420	51,440	(27,020)	-110.6%	COPR	HORWITH	CEFX33484
05/22/08	06/23/08	003256545	56204	54,860	52,260	2,600	4.7%	COPR	HORWITH	CHUX272
05/22/08	06/23/08	003256546	56205	76,680	49,480	27,200	35.5%	COPR	HORWITH	CHUX272
05/22/08	06/23/08	003256547	56206	39,840	51,880	(12,040)	-30.2%	COPR	HORWITH	CHUX272
05/22/08	06/23/08	003256548	56207	30,060	50,840	(20,780)	-69.1%	COPR	HORWITH	CHUX272
05/22/08	06/20/08	003256549	56208	69,680	52,040	17,640	25.3%	COPR	HORWITH	JTLX30166
05/22/08	06/20/08	003256550	56209	29,980	51,900	(21,920)	-73.1%	COPR	HORWITH	JTLX30166
05/22/08	06/20/08	003256551	56210	75,560	50,280	25,280	33.5%	COPR	HORWITH	JTLX30166
05/22/08	06/20/08	003256552	56211	29,960	52,460	(22,500)	-75.1%	COPR	HORWITH	JTLX30166
05/22/08	06/23/08	003256553	56212	9,840	51,440	(41,600)	-422.8%	COPR	HORWITH	CHUX144
05/22/08	06/23/08	003256554	56213	69,140	50,940	18,200	26.3%	COPR	HORWITH	CHUX144
05/22/08	06/23/08	003256555	56214	67,080	50,720	16,360	24.4%	COPR	HORWITH	CHUX144
05/23/08	06/23/08	003256556	56215	36,800	50,520	(13,720)	-37.3%	COPR	HORWITH	CEFX35812
05/23/08	06/23/08	003256557	56216	69,000	51,140	17,860	25.9%	COPR	HORWITH	CEFX35812
05/23/08	06/23/08	003256558	56217	66,740	51,580	15,160	22.7%	COPR	HORWITH	CEFX35812
05/23/08	06/23/08	003256559	56218	26,540	51,700	(25,160)	-94.8%	COPR	HORWITH	CEFX35812
05/23/08	06/23/08	003256560	56219	31,500	49,220	(17,720)	-56.3%	COPR	HORWITH	CITX300112
05/23/08	06/23/08	003256561	56220	67,160	49,900	17,260	25.7%	COPR	HORWITH	CITX300112
05/23/08	06/23/08	003256562	56221	67,420	51,440	15,980	23.7%	COPR	HORWITH	CITX300112
05/23/08	06/23/08	003256563	56222	22,320	51,480	(29,160)	-130.6%	COPR	HORWITH	NRLX527656
05/23/08	06/20/08	003256564	56223	67,080	50,800	16,280	24.3%	COPR	HORWITH	CHUX295
05/23/08	06/23/08	003256565	56224	32,000	50,720	(18,720)	-58.5%	COPR	HORWITH	CITX300112
05/23/08	06/20/08	003256566	56225	36,860	51,600	(14,740)	-40.0%	COPR	HORWITH	NRLX526183

HONEYWELL SA-7 USE HAZARDOUS WASTE TRACKING (2006)										
Date Shipped	Date of Return Manifest	State Manifest	Man. Doc #	Facilty Manifest Weight (lbs)	Estimated Weight (lbs)	Manifest - Estimate (lbs)	Manifest - Estimate (%)	Material	Transporter	RAILCAR #
05/23/08	06/23/08	003256567	56226	57,120	50,460	6,660	11.7%	COPR	HORWITH	CHUX144
05/23/08	06/20/08	003256568	56227	68,520	52,280	16,240	23.7%	COPR	HORWITH	NRLX526183
05/23/08	06/20/08	003256569	56228	27,740	50,920	(23,180)	-83.6%	COPR	HORWITH	CHUX295
05/23/08	06/20/08	003256570	56229	66,180	51,460	14,720	22.2%	COPR	HORWITH	NRLX526183
05/23/08	06/20/08	003256571	56230	27,300	50,860	(23,560)	-86.3%	COPR	HORWITH	NRLX526183
05/23/08	06/20/08	003256572	56231	14,600	49,740	(35,140)	-240.7%	COPR	HORWITH	CHUX241
05/23/08	06/20/08	003256573	56232	39,900	48,960	(9,060)	-22.7%	COPR	HORWITH	NRLX526072
05/23/08	06/23/08	003256574	56233	26,100	49,000	(22,900)	-87.7%	COPR	HORWITH	CITX300165
05/23/08	06/20/08	003256575	56234	76,720	51,640	25,080	32.7%	COPR	HORWITH	CHUX241
05/23/08	06/20/08	003256576	56235	67,280	51,040	16,240	24.1%	COPR	HORWITH	NRLX526072
05/23/08	06/20/08	003256577	56236	25,660	50,880	(25,220)	-98.3%	COPR	HORWITH	NRLX526072
05/23/08	06/20/08	003256578	56237	67,840	51,000	16,840	24.8%	COPR	HORWITH	CHUX295
05/23/08	06/20/08	003256579	56238	64,560	51,060	13,500	20.9%	COPR	HORWITH	NRLX526072
05/23/08	06/20/08	003256580	56239	37,700	51,360	(13,660)	-36.2%	COPR	HORWITH	CHUX295
05/23/08	06/23/08	003256581	56240	67,560	52,000	15,560	23.0%	COPR	HORWITH	CITX300107
05/23/08	06/20/08	003256582	56241	76,260	52,340	23,920	31.4%	COPR	HORWITH	CHUX241
05/23/08	06/20/08	003256583	56242	29,880	51,820	(21,940)	-73.4%	COPR	HORWITH	CHUX241
05/23/08	06/23/08	003256584	56243	18,580	50,260	(31,680)	-170.5%	COPR	HORWITH	CITX300107
05/23/08	06/23/08	003256585	56244	67,320	52,240	15,080	22.4%	COPR	HORWITH	CITX300107
05/23/08	06/23/08	003256586	56245	47,940	49,160	(1,220)	-2.5%	COPR	HORWITH	CITX300107
05/23/08	06/23/08	003256587	56246	45,240	51,700	(6,460)	-14.3%	COPR	HORWITH	NRLX527656
05/23/08	06/23/08	003256588	56247	68,780	51,560	17,220	25.0%	COPR	HORWITH	NRLX527656
05/23/08	06/20/08	003256589	56248	67,840	50,300	17,540	25.9%	COPR	HORWITH	JTLX30123
05/23/08	06/20/08	003256590	56249	31,100	50,780	(19,680)	-63.3%	COPR	HORWITH	JTLX30123
05/23/08	06/20/08	003256591	56250	31,100	50,620	(19,520)	-62.8%	COPR	HORWITH	JTLX30123
05/23/08	06/23/08	003256592	56251	41,880	50,720	(8,840)	-21.1%	COPR	HORWITH	CITX300165
05/23/08	06/23/08	003256593	56252	65,800	50,180	15,620	23.7%	COPR	HORWITH	NRLX527656
05/23/08	06/20/08	003256594	56253	66,960	48,960	18,000	26.9%	COPR	HORWITH	JTLX30123
05/23/08	06/23/08	003256595	56254	38,400	51,720	(13,320)	-34.7%	COPR	HORWITH	CEFX35807
05/23/08	06/23/08	003256596	56255	67,080	52,300	14,780	22.0%	COPR	HORWITH	CITX300165
05/23/08	06/23/08	003256597	56256	67,240	51,180	16,060	23.9%	COPR	HORWITH	CITX300165
05/27/08	06/20/08	003256598	56257	42,840	50,560	(7,720)	-18.0%	COPR	HORWITH	JTLX30117
05/27/08	06/20/08	003256599	56258	67,180	49,940	17,240	25.7%	COPR	HORWITH	JTLX30117
05/27/08	06/20/08	003256600	56259	67,500	51,280	16,220	24.0%	COPR	HORWITH	JTLX30117
05/27/08	06/20/08	003256601	56260	23,300	51,660	(28,360)	-121.7%	COPR	HORWITH	JTLX30117
05/27/08	06/20/08	003256602	56261	40,840	51,280	(10,440)	-25.6%	COPR	HORWITH	JTLX30174
05/27/08	06/20/08	003256603	56262	67,520	50,180	17,340	25.7%	COPR	HORWITH	JTLX30174
05/27/08	06/20/08	003256604	56263	67,920	51,480	16,440	24.2%	COPR	HORWITH	JTLX30174
05/27/08	06/20/08	003256605	56264	25,160	51,180	(26,020)	-103.4%	COPR	HORWITH	JTLX30174
05/27/08	06/23/08	003256606	56265	21,460	51,260	(29,800)	-138.9%	COPR	HORWITH	JTLX261
05/27/08	06/23/08	003256607	56266	75,900	52,060	23,840	31.4%	COPR	HORWITH	JTLX261
05/27/08	06/23/08	003256608	56267	76,200	52,360	23,840	31.3%	COPR	HORWITH	JTLX261
05/27/08	06/23/08	003256609	56268	17,600	52,160	(34,560)	-196.4%	COPR	HORWITH	JTLX261
05/27/08	06/23/08	003256610	56269	38,400	52,260	(13,860)	-36.1%	COPR	HORWITH	NRLX527976
05/27/08	06/23/08	003256611	56270	67,040	51,260	15,780	23.5%	COPR	HORWITH	NRLX527976
05/27/08	06/23/08	003256612	56271	69,000	51,000	18,000	26.1%	COPR	HORWITH	NRLX527976
05/27/08	06/23/08	003256613	56272	50,220	52,440	(2,220)	-4.4%	COPR	HORWITH	NRLX527976
05/27/08	06/23/08	003256614	56273	67,500	51,120	16,380	24.3%	COPR	HORWITH	CEFX35807
05/27/08	06/23/08	003256615	56274	76,800	51,060	25,740	33.5%	COPR	HORWITH	CEFX35807
05/27/08	06/23/08	003256616	56275	63,940	51,160	12,780	20.0%	COPR	HORWITH	CHUX290
05/27/08	06/23/08	003256617	56276	76,500	51,860	24,640	32.2%	COPR	HORWITH	CHUX290
05/27/08	06/23/08	003256618	56277	29,480	49,680	(20,200)	-68.5%	COPR	HORWITH	CHUX290
05/27/08	06/23/08	003256619	56278	29,480	50,860	(21,380)	-72.5%	COPR	HORWITH	CHUX290
05/27/08	06/23/08	003256620	56279	12,180	50,340	(38,160)	-313.3%	COPR	HORWITH	CEFX35807
05/27/08	06/23/08	003256621	56280	68,020	49,300	18,720	27.5%	COPR	HORWITH	CHUX281
05/27/08	06/23/08	003256622	56281	68,580	50,480	18,100	26.4%	COPR	HORWITH	CHUX281
05/27/08	06/23/08	003256623	56282	33,360	52,280	(18,920)	-56.7%	COPR	HORWITH	CHUX281
05/27/08	06/23/08	003256624	56283	33,380	52,040	(18,660)	-55.9%	COPR	HORWITH	CHUX281
05/27/08	06/20/08	003256625	56284	67,640	51,000	16,640	24.6%	COPR	HORWITH	NRLX526221
05/27/08	06/20/08	003256626	56285	34,420	52,380	(17,960)	-52.2%	COPR	HORWITH	NRLX526221
05/27/08	06/20/08	003256627	56286	67,500	52,180	15,320	22.7%	COPR	HORWITH	NRLX526221
05/27/08	06/20/08	003256628	56287	34,420	50,180	(15,760)	-45.8%	COPR	HORWITH	NRLX526221
05/27/08	06/23/08	003256629	56288	35,940	51,100	(15,160)	-42.2%	COPR	HORWITH	CITX300162
05/27/08	06/23/08	003256630	56289	65,340	49,840	15,500	23.7%	COPR	HORWITH	CITX300162
05/27/08	06/23/08	003256631	56290	10,680	50,800	(40,120)	-375.7%	COPR	HORWITH	CHUX147
05/27/08	06/23/08	003256632	56291	66,240	50,800	15,440	23.3%	COPR	HORWITH	CHUX147
05/27/08	06/23/08	003256633	56292	51,060	50,780	280	0.5%	COPR	HORWITH	CHUX147
05/27/08	06/23/08	003256634	56293	76,100	50,980	25,120	33.0%	COPR	HORWITH	CHUX147
05/27/08	06/20/08	003256635	56294	7,120	51,140	(44,020)	-618.3%	COPR	HORWITH	JTLX263
05/27/08	06/20/08	003256636	56295	66,700	49,380	17,320	26.0%	COPR	HORWITH	JTLX263
05/27/08	06/20/08	003256637	56296	68,680	51,280	17,400	25.3%	COPR	HORWITH	JTLX263
05/27/08	06/20/08	003256638	56297	59,780	50,360	9,420	15.8%	COPR	HORWITH	JTLX263
05/27/08	06/23/08	003256639	56298	8,200	50,820	(42,620)	-519.8%	COPR	HORWITH	CHUX149
05/27/08	06/23/08	003256640	56299	8,940	51,680	(42,740)	-478.1%	COPR	HORWITH	CITX300162

Honeywell

HONEYWELL SA-7 USE HAZARDOUS WASTE TRACKING (2006)										
Date Shipped	Date of Return Manifest	State Manifest	Man. Doc #	Facilty Manifest Weight (lbs)	Estimated Weight (lbs)	Manifest - Estimate (lbs)	Manifest - Estimate (%)	Material	Transporter	RAILCAR #
05/27/08	06/23/08	003256641	56300	68,740	52,060	16,680	24.3%	COPR	HORWITH	CHUX149
05/27/08	06/23/08	003256642	56301	68,780	51,920	16,860	24.5%	COPR	HORWITH	CHUX149
05/27/08	06/23/08	003256643	56302	91,500	50,820	40,680	44.5%	COPR	HORWITH	CITX300162
05/27/08	06/23/08	003256644	56303	57,580	51,500	6,080	10.6%	COPR	HORWITH	CHUX149
05/27/08	06/23/08	003256645	56304	66,160	52,400	13,760	20.8%	COPR	HORWITH	CHUX113
05/27/08	06/23/08	003256646	56305	76,580	51,280	25,300	33.0%	COPR	HORWITH	CHUX113
05/27/08	06/23/08	003256647	56306	28,000	49,220	(21,220)	-75.8%	COPR	HORWITH	CHUX113
05/27/08	06/23/08	003256648	56307	28,020	50,920	(22,900)	-81.7%	COPR	HORWITH	CHUX113
05/27/08	06/23/08	003256649	56308	76,100	52,380	23,720	31.2%	COPR	HORWITH	CEFX35849
05/27/08	06/23/08	003256650	56309	76,460	50,820	25,640	33.5%	COPR	HORWITH	CEFX35849
05/27/08	06/23/08	003256651	56310	22,360	52,680	(30,320)	-135.6%	COPR	HORWITH	CEFX35849
05/27/08	06/23/08	003256652	56311	22,360	50,940	(28,580)	-127.8%	COPR	HORWITH	CEFX35849
05/27/08	06/20/08	003256653	56312	67,620	52,460	15,160	22.4%	COPR	HORWITH	NRLX527572
05/27/08	06/20/08	003256654	56313	67,860	52,160	15,700	23.1%	COPR	HORWITH	NRLX527572
05/27/08	06/20/08	003256655	56314	30,080	51,080	(21,000)	-69.8%	COPR	HORWITH	NRLX527572
05/27/08	06/20/08	003256656	56315	30,100	49,380	(19,280)	-64.1%	COPR	HORWITH	NRLX527572
05/27/08	06/20/08	003256657	56316	67,360	51,960	15,400	22.9%	COPR	HORWITH	JTLX30154
05/27/08	06/20/08	003256658	56317	66,540	51,600	14,940	22.5%	COPR	HORWITH	JTLX30154
05/27/08	06/20/08	003256659	56318	33,780	49,620	(15,840)	-46.9%	COPR	HORWITH	JTLX30154
05/27/08	06/20/08	003256660	56319	33,780	50,300	(16,520)	-48.9%	COPR	HORWITH	JTLX30154
05/27/08	06/20/08	003256661	56320	13,660	50,140	(36,480)	-267.1%	COPR	HORWITH	CHUX261
05/27/08	06/20/08	003256662	56321	67,060	48,340	18,720	27.9%	COPR	HORWITH	CHUX261
05/27/08	06/20/08	003256663	56322	67,780	51,200	16,580	24.5%	COPR	HORWITH	CHUX261
05/29/08	06/23/08	003256664	56323	52,640	50,240	2,400	4.6%	COPR	HORWITH	CEFX35821
05/29/08	06/23/08	003256665	56324	68,700	49,060	19,640	28.6%	COPR	HORWITH	CEFX35821
05/29/08	06/23/08	003256666	56325	67,700	49,760	17,940	26.5%	COPR	HORWITH	CEFX35821
05/29/08	06/23/08	003256667	56326	12,120	49,280	(37,160)	-306.6%	COPR	HORWITH	CEFX35821
05/29/08	06/23/08	003256668	56327	69,560	49,940	19,620	28.2%	COPR	HORWITH	CITX300016
05/29/08	06/23/08	003256669	56328	75,440	51,060	24,380	32.3%	COPR	HORWITH	CITX300016
05/29/08	06/23/08	003256670	56329	27,600	52,080	(24,480)	-88.7%	COPR	HORWITH	CITX300016
05/29/08	06/23/08	003256671	56330	27,620	50,020	(22,400)	-81.1%	COPR	HORWITH	CITX300016
05/29/08	06/20/08	003256672	56331	45,560	50,960	(5,400)	-11.9%	COPR	HORWITH	JTLX86
05/29/08	06/20/08	003256673	56332	68,860	52,060	16,800	24.4%	COPR	HORWITH	JTLX86
05/29/08	06/20/08	003256674	56333	76,120	52,280	23,840	31.3%	COPR	HORWITH	JTLX86
05/29/08	06/23/08	003256675	56334	8,040	51,580	(43,540)	-541.5%	COPR	HORWITH	CEFX35244
05/29/08	06/20/08	003256676	56335	14,000	51,420	(37,420)	-267.3%	COPR	HORWITH	JTLX86
05/29/08	06/23/08	003256677	56336	68,040	50,620	17,420	25.6%	COPR	HORWITH	CEFX35244
05/29/08	06/23/08	003256678	56337	68,400	50,160	18,240	26.7%	COPR	HORWITH	CEFX35244
05/29/08	06/23/08	003256679	56338	54,620	50,180	4,440	8.1%	COPR	HORWITH	CEFX35244
05/29/08	06/23/08	003256680	56339	15,460	49,260	(33,800)	-218.6%	COPR	HORWITH	CEFX35837
05/29/08	06/23/08	003256681	56340	76,380	50,820	25,560	33.5%	COPR	HORWITH	CEFX35837
05/29/08	06/23/08	003256682	56341	75,520	49,360	26,160	34.6%	COPR	HORWITH	CEFX35837
05/29/08	06/23/08	003256683	56342	30,360	50,080	(19,720)	-65.0%	COPR	HORWITH	CEFX35837
05/29/08	06/20/08	003256684	56343	67,600	49,940	17,660	26.1%	COPR	HORWITH	NRLX528010
05/29/08	06/20/08	003256685	56344	67,160	49,060	18,100	27.0%	COPR	HORWITH	NRLX528010
05/29/08	06/20/08	003256686	56345	29,480	48,280	(18,800)	-63.8%	COPR	HORWITH	NRLX528010
05/29/08	06/20/08	003256687	56346	29,480	50,400	(20,920)	-71.0%	COPR	HORWITH	NRLX528010
05/29/08	06/20/08	003256688	56347	67,600	48,760	18,840	27.9%	COPR	HORWITH	NRLX526011
05/29/08	06/20/08	003256689	56348	45,240	50,840	(5,600)	-12.4%	COPR	HORWITH	JTLX273
05/29/08	06/20/08	003256690	56349	76,160	51,880	24,280	31.9%	COPR	HORWITH	NRLX526011
05/29/08	06/20/08	003256691	56350	25,860	50,780	(24,920)	-96.4%	COPR	HORWITH	NRLX526011
05/29/08	06/20/08	003256692	56351	67,280	50,980	16,300	24.2%	COPR	HORWITH	JTLX273
05/29/08	06/20/08	003256693	56352	25,880	49,360	(23,480)	-90.7%	COPR	HORWITH	NRLX526011
05/29/08	06/20/08	003256694	56353	76,220	51,420	24,800	32.5%	COPR	HORWITH	JTLX273
05/29/08	06/20/08	003256695	56354	12,880	51,140	(38,260)	-297.0%	COPR	HORWITH	JTLX273
05/29/08	06/20/08	003256696	56355	41,320	50,320	(9,000)	-21.8%	COPR	HORWITH	CHUX325
05/29/08	06/20/08	003256697	56356	66,940	49,340	17,600	26.3%	COPR	HORWITH	CHUX325
05/29/08	06/20/08	003256698	56357	76,040	51,160	24,880	32.7%	COPR	HORWITH	CHUX325
05/29/08	06/20/08	003256699	56358	18,860	50,440	(31,580)	-167.4%	COPR	HORWITH	CHUX325
05/29/08	06/20/08	003256700	56359	48,620	49,680	(1,060)	-2.2%	COPR	HORWITH	CHUX261
05/29/08	06/20/08	003256701	56360	76,800	51,780	25,020	32.6%	COPR	HORWITH	CHUX192
05/29/08	06/20/08	003256702	56361	37,520	51,140	(13,620)	-36.3%	COPR	HORWITH	CHUX192
05/29/08	06/20/08	003256703	56362	39,060	51,240	(12,180)	-31.2%	COPR	HORWITH	CHUX192
05/29/08	06/20/08	003256704	56363	37,520	49,660	(12,140)	-32.4%	COPR	HORWITH	CHUX192
05/29/08	06/20/08	003256705	56364	67,580	51,640	15,940	23.6%	COPR	HORWITH	DJLX98519
05/29/08	06/20/08	003256706	56365	76,280	50,220	26,060	34.2%	COPR	HORWITH	DJLX98519
05/29/08	06/20/08	003256707	56366	28,720	51,020	(22,300)	-77.6%	COPR	HORWITH	DJLX98519
05/29/08	06/20/08	003256708	56367	28,720	50,340	(21,620)	-75.3%	COPR	HORWITH	DJLX98519
05/29/08	06/20/08	003256709	56368	23,580	52,420	(28,840)	-122.3%	COPR	HORWITH	JTLX156
05/29/08	06/20/08	003256710	56369	68,260	50,720	17,540	25.7%	COPR	HORWITH	JTLX156
05/29/08	06/20/08	003256711	56370	68,380	52,400	15,980	23.4%	COPR	HORWITH	JTLX156
05/29/08	06/20/08	003256712	56371	41,160	49,920	(8,760)	-21.3%	COPR	HORWITH	JTLX156
05/29/08	06/23/08	003256713	56372	36,360	50,400	(14,040)	-38.6%	COPR	HORWITH	CEFX35237
05/29/08	06/23/08	003256714	56373	77,140	50,740	26,400	34.2%	COPR	HORWITH	CEFX35237

Honeywell

HONEYWELL SA-7 USE HAZARDOUS WASTE TRACKING (2006)										
Date Shipped	Date of Return Manifest	State Manifest	Man. Doc #	Facilty Manifest Weight (lbs)	Estimated Weight (lbs)	Manifest - Estimate (lbs)	Manifest - Estimate (%)	Material	Transporter	RAILCAR #
05/29/08	06/23/08	003256715	56374	75,680	50,960	24,720	32.7%	COPR	HORWITH	CEFX35237
05/29/08	06/20/08	003256716	56375	43,800	52,200	(8,400)	-19.2%	COPR	HORWITH	JTLX267
05/29/08	06/23/08	003256717	56376	16,120	51,880	(35,760)	-221.8%	COPR	HORWITH	CHUX117
05/29/08	06/23/08	003256718	56377	8,360	51,380	(43,020)	-514.6%	COPR	HORWITH	CEFX35237
05/29/08	06/20/08	003256719	56378	24,660	51,700	(27,040)	-109.7%	COPR	HORWITH	JTLX267
05/29/08	06/20/08	003256720	56379	66,160	50,740	15,420	23.3%	COPR	HORWITH	JTLX267
05/29/08	06/20/08	003256721	56380	68,500	50,720	17,780	26.0%	COPR	HORWITH	JTLX267
05/29/08	06/23/08	003256722	56381	76,120	48,980	27,140	35.7%	COPR	HORWITH	CHUX117
05/29/08	06/23/08	003256723	56382	76,880	50,020	26,860	34.9%	COPR	HORWITH	CHUX117
05/29/08	06/23/08	003256724	56383	30,160	51,400	(21,240)	-70.4%	COPR	HORWITH	CHUX117
05/29/08	06/20/08	003256725	56384	18,920	50,520	(31,600)	-167.0%	COPR	HORWITH	NDYX320344
05/29/08	06/20/08	003256726	56385	68,660	49,440	19,220	28.0%	COPR	HORWITH	NDYX320344
05/29/08	06/23/08	003256727	56386	45,340	49,420	(4,080)	-9.0%	COPR	HORWITH	CHUX237
05/29/08	06/20/08	003256728	56387	68,300	51,140	17,160	25.1%	COPR	HORWITH	NDYX320344
05/29/08	06/20/08	003256729	56388	43,860	50,540	(6,680)	-15.2%	COPR	HORWITH	NDYX320344
05/30/08	06/23/08	003256730	56389	67,600	50,860	16,740	24.8%	COPR	HORWITH	CHUX237
05/30/08	06/23/08	003256731	56390	68,400	49,780	18,620	27.2%	COPR	HORWITH	CHUX237
05/30/08	06/23/08	003256732	56391	16,480	50,240	(33,760)	-204.9%	COPR	HORWITH	CHUX237
05/30/08	06/23/08	003256733	56392	61,160	51,760	9,400	15.4%	COPR	HORWITH	CITX300013
05/30/08	06/23/08	003256734	56393	66,580	51,000	15,580	23.4%	COPR	HORWITH	CITX300013
05/30/08	06/23/08	003256735	56394	33,800	49,740	(15,940)	-47.2%	COPR	HORWITH	CITX300013
05/30/08	06/23/08	003256736	56395	48,260	51,540	(3,280)	-6.8%	COPR	HORWITH	JTLX130
05/30/08	06/23/08	003256737	56396	33,780	49,760	(15,980)	-47.3%	COPR	HORWITH	CITX300013
05/30/08	06/23/08	003256738	56397	67,480	50,180	17,300	25.6%	COPR	HORWITH	JTLX130
05/30/08	06/23/08	003256739	56398	67,500	50,240	17,260	25.6%	COPR	HORWITH	JTLX130
05/30/08	06/23/08	003256740	56399	28,140	49,020	(20,880)	-74.2%	COPR	HORWITH	NRLX526066
05/30/08	06/23/08	003256741	56400	15,280	50,040	(34,760)	-227.5%	COPR	HORWITH	JTLX130
05/30/08	06/23/08	003256742	56401	77,100	51,800	25,300	32.8%	COPR	HORWITH	NRLX526066
05/30/08	06/23/08	003256743	56402	75,900	51,080	24,820	32.7%	COPR	HORWITH	NRLX526066
05/30/08	06/23/08	003256744	56403	19,720	51,160	(31,440)	-159.4%	COPR	HORWITH	NRLX526066
05/30/08	06/23/08	003256745	56404	60,960	50,020	10,940	17.9%	COPR	HORWITH	JTLX74
05/30/08	06/23/08	003256746	56405	67,080	50,680	16,400	24.4%	COPR	HORWITH	JTLX74
05/30/08	06/23/08	003256747	56406	33,440	49,160	(15,720)	-47.0%	COPR	HORWITH	JTLX74
05/30/08	06/23/08	003256748	56407	33,440	51,460	(18,020)	-53.9%	COPR	HORWITH	JTLX74
05/30/08	06/23/08	003256749	56408	19,160	51,240	(32,080)	-167.4%	COPR	HORWITH	CEFX35246
05/30/08	06/23/08	003256750	56409	67,260	50,380	16,880	25.1%	COPR	HORWITH	CEFX35246
05/30/08	06/23/08	003256751	56410	76,800	50,240	26,560	34.6%	COPR	HORWITH	CEFX35246
05/30/08	06/23/08	003256752	56411	39,040	49,140	(10,100)	-25.9%	COPR	HORWITH	CEFX35246
05/30/08	06/20/08	003256753	56412	47,840	50,320	(2,480)	-5.2%	COPR	HORWITH	NRLX526103
05/30/08	06/20/08	003256754	56413	69,020	49,940	19,080	27.6%	COPR	HORWITH	NRLX526103
05/30/08	06/20/08	003256755	56414	67,100	49,180	17,920	26.7%	COPR	HORWITH	NRLX526103
05/30/08	06/20/08	003256756	56415	14,460	51,840	(37,380)	-258.5%	COPR	HORWITH	NRLX526103
05/30/08	06/23/08	003256757	56416	68,200	52,080	16,120	23.6%	COPR	HORWITH	CITX300020
05/30/08	06/23/08	003256758	56417	76,480	52,080	24,400	31.9%	COPR	HORWITH	CITX300020
05/30/08	06/23/08	003256759	56418	33,660	52,400	(18,740)	-55.7%	COPR	HORWITH	CITX300020
05/30/08	06/23/08	003256760	56419	33,680	50,980	(17,300)	-51.4%	COPR	HORWITH	CITX300020
05/30/08	07/02/08	003256761	56420	68,580	52,280	16,300	23.8%	COPR	HORWITH	CHUX131
05/30/08	07/02/08	003256762	56421	7,480	51,680	(44,200)	-590.9%	COPR	HORWITH	CHUX131
05/30/08	07/02/08	003256763	56422	76,580	51,380	25,200	32.9%	COPR	HORWITH	CHUX131
05/30/08	07/02/08	003256764	56423	66,840	50,940	15,900	23.8%	COPR	HORWITH	CHUX131
05/30/08	06/23/08	003256765	56424	68,360	50,820	17,540	25.7%	COPR	HORWITH	CEFX35835
05/30/08	06/23/08	003256766	56425	68,460	50,400	18,060	26.4%	COPR	HORWITH	CEFX35835
05/30/08	06/23/08	003256767	56426	29,460	50,440	(20,980)	-71.2%	COPR	HORWITH	CEFX35835
05/30/08	06/23/08	003256768	56427	29,440	50,880	(21,440)	-72.8%	COPR	HORWITH	CEFX35835
05/30/08	06/23/08	003256769	56428	30,420	52,380	(21,960)	-72.2%	COPR	HORWITH	JTLX30155
05/30/08	06/23/08	003256770	56429	22,280	50,920	(28,640)	-128.5%	COPR	HORWITH	JTLX30155
05/30/08	06/23/08	003256771	56430	78,240	51,700	26,540	33.9%	COPR	HORWITH	JTLX30155
05/30/08	06/23/08	003256772	56431	76,980	51,820	25,160	32.7%	COPR	HORWITH	JTLX30155
05/30/08	06/23/08	003256773	56432	32,380	52,280	(19,900)	-61.5%	COPR	HORWITH	NDYX320467
05/30/08	06/23/08	003256774	56433	67,860	52,320	15,540	22.9%	COPR	HORWITH	NDYX320467
05/30/08	06/23/08	003256775	56434	68,200	51,900	16,300	23.9%	COPR	HORWITH	NDYX320467
05/30/08	06/23/08	003256776	56435	38,720	52,540	(13,820)	-35.7%	COPR	HORWITH	NDYX320467
05/30/08	06/23/08	003256777	56436	67,240	50,360	16,880	25.1%	COPR	HORWITH	CHUX143
05/30/08	06/23/08	003256778	56437	68,280	51,080	17,200	25.2%	COPR	HORWITH	CHUX143
05/30/08	06/23/08	003256779	56438	30,280	50,640	(20,360)	-67.2%	COPR	HORWITH	CHUX143
05/30/08	06/23/08	003256780	56439	30,300	51,000	(20,700)	-68.3%	COPR	HORWITH	CHUX143
05/30/08	06/23/08	003256781	56440	66,580	52,360	14,220	21.4%	COPR	HORWITH	CHUX323
05/30/08	06/23/08	003256782	56441	66,180	51,320	14,860	22.5%	COPR	HORWITH	CHUX323
05/30/08	06/23/08	003256783	56442	33,620	50,720	(17,100)	-50.9%	COPR	HORWITH	CHUX323
05/30/08	06/23/08	003256784	56443	33,600	51,800	(18,200)	-54.2%	COPR	HORWITH	CHUX323
05/30/08	06/23/08	003256785	56444	68,200	50,960	17,240	25.3%	COPR	HORWITH	CEFX35850
05/30/08	06/23/08	003256786	56445	68,240	51,200	17,040	25.0%	COPR	HORWITH	CEFX35850
05/30/08	06/23/08	003256787	56446	34,180	50,460	(16,280)	-47.6%	COPR	HORWITH	CEFX35850
05/30/08	06/23/08	003256788	56447	10,400	50,840	(40,440)	-388.8%	COPR	HORWITH	CHUX188

Honeywell

HONEYWELL SA-7 USE HAZARDOUS WASTE TRACKING (2006)										
Date Shipped	Date of Return Manifest	State Manifest	Man. Doc #	Facilty Manifest Weight (lbs)	Estimated Weight (lbs)	Manifest - Estimate (lbs)	Manifest - Estimate (%)	Material	Transporter	RAILCAR #
05/30/08	06/23/08	003256789	56448	34,200	51,180	(16,980)	-49.6%	COPR	HORWITH	CEFX35850
05/30/08	06/23/08	003256790	56449	15,380	50,140	(34,760)	-226.0%	COPR	HORWITH	CHUX188
05/30/08	06/23/08	003256791	56450	77,240	51,780	25,460	33.0%	COPR	HORWITH	CHUX188
05/30/08	06/23/08	003256792	56451	96,200	51,140	45,060	46.8%	COPR	HORWITH	CHUX188
05/30/08	06/23/08	003256793	56452	68,140	51,020	17,120	25.1%	COPR	HORWITH	CHUX110
05/30/08	06/23/08	003256794	56453	68,500	50,780	17,720	25.9%	COPR	HORWITH	CHUX110
05/30/08	06/23/08	003256795	56454	30,740	50,420	(19,680)	-64.0%	COPR	HORWITH	CHUX110
05/30/08	06/23/08	003256796	56455	30,760	51,900	(21,140)	-68.7%	COPR	HORWITH	CHUX110
05/30/08	07/30/08	003256797	56456	67,200	50,300	16,900	25.1%	COPR	HORWITH	JTLX30143
05/30/08	07/30/08	003256798	56457	38,220	51,020	(12,800)	-33.5%	COPR	HORWITH	JTLX30143
05/30/08	07/30/08	003256799	56458	77,540	50,000	27,540	35.5%	COPR	HORWITH	JTLX30143

12/12/89	**SITE TONS (Month)**	**MAY SUB-TOTAL:**	64,810,520	65,708,360	(897,840)	-1.39%
04/23/46	**TONS (Site)**	**CUMULATIVE TOTAL:**	322,485,980	326,024,860	(3,538,880)	-1.10%
06/18/41	**TONS (Facility)**	**CUMULATIVE TOTAL:**	322,485,980	326,024,860	(3,538,880)	-1.10%

06/02/08	07/02/08	003256800	56459	49,520	51,580	(2,060)	-4.2%	COPR	HORWITH	CHUX264
06/02/08	07/02/08	003256801	56460	67,660	49,980	17,680	26.1%	COPR	HORWITH	CHUX264
06/02/08	07/02/08	003256802	56461	66,960	50,420	16,540	24.7%	COPR	HORWITH	CHUX264
06/02/08	07/02/08	003256803	56462	14,720	50,800	(36,080)	-245.1%	COPR	HORWITH	CHUX264
06/02/08	07/09/08	003256804	56463	41,060	50,080	(9,020)	-22.0%	COPR	HORWITH	NRLX527683
06/02/08	07/09/08	003256805	56464	68,680	50,020	18,660	27.2%	COPR	HORWITH	NRLX527683
06/02/08	07/09/08	003256806	56465	18,100	51,460	(33,360)	-184.3%	COPR	HORWITH	NRLX527683
06/02/08	07/09/08	003256807	56466	68,500	51,580	16,920	24.7%	COPR	HORWITH	NRLX527683
06/02/08	07/02/08	003256808	56467	44,260	51,120	(6,860)	-15.5%	COPR	HORWITH	JTLX262
06/02/08	07/02/08	003256809	56468	68,720	52,300	16,420	23.9%	COPR	HORWITH	JTLX262
06/02/08	07/02/08	003256810	56469	69,820	51,780	18,040	25.8%	COPR	HORWITH	JTLX262
06/02/08	07/02/08	003256811	56470	69,900	49,760	20,140	28.8%	COPR	HORWITH	JTLX30150
06/02/08	07/02/08	003256812	56471	44,100	49,920	(5,820)	-13.2%	COPR	HORWITH	JTLX30150
06/02/08	07/02/08	003256813	56472	19,260	50,740	(31,480)	-163.4%	COPR	HORWITH	JTLX262
06/02/08	07/02/08	003256814	56473	69,580	49,660	19,920	28.6%	COPR	HORWITH	JTLX30150
06/02/08	07/02/08	003256815	56474	13,060	51,880	(38,820)	-297.2%	COPR	HORWITH	JTLX30150
06/02/08	07/18/08	003256816	56475	67,560	50,760	16,800	24.9%	COPR	HORWITH	CITX300160
06/02/08	07/18/08	003256817	56476	68,000	51,820	16,180	23.8%	COPR	HORWITH	CITX300160
06/02/08	07/18/08	003256818	56477	34,340	50,940	(16,600)	-48.3%	COPR	HORWITH	CITX300160
06/02/08	07/18/08	003256819	56478	34,340	49,860	(15,520)	-45.2%	COPR	HORWITH	CITX300160
06/02/08	07/02/08	003256820	56479	20,400	51,700	(31,300)	-153.4%	COPR	HORWITH	CHUX307
06/02/08	07/02/08	003256821	56480	76,820	48,200	28,620	37.3%	COPR	HORWITH	CHUX307
06/02/08	07/02/08	003256822	56481	76,860	51,080	25,780	33.5%	COPR	HORWITH	CHUX307
06/02/08	07/02/08	003256823	56482	44,700	50,720	(6,020)	-13.5%	COPR	HORWITH	JTLX254
06/02/08	07/02/08	003256824	56483	23,760	49,840	(26,080)	-109.8%	COPR	HORWITH	CHUX307
06/02/08	07/02/08	003256825	56484	69,020	50,460	18,560	26.9%	COPR	HORWITH	JTLX254
06/02/08	07/02/08	003256826	56485	66,620	52,160	14,460	21.7%	COPR	HORWITH	JTLX254
06/02/08	07/02/08	003256827	56486	20,380	50,480	(30,100)	-147.7%	COPR	HORWITH	JTLX254
06/02/08	07/02/08	003256828	56487	37,580	51,700	(14,120)	-37.6%	COPR	HORWITH	JTLX30146
06/02/08	07/02/08	003256829	56488	24,080	51,700	(27,620)	-114.7%	COPR	HORWITH	JTLX30146
06/02/08	07/02/08	003256830	56489	69,000	51,380	17,620	25.5%	COPR	HORWITH	JTLX30146
06/02/08	07/30/08	003256831	56490	49,200	49,980	(780)	-1.6%	COPR	HORWITH	NRLX527459
06/02/08	07/02/08	003256832	56491	68,880	52,020	16,860	24.5%	COPR	HORWITH	JTLX30146
06/02/08	07/30/08	003256833	56492	67,720	50,700	17,020	25.1%	COPR	HORWITH	NRLX527459
06/02/08	07/30/08	003256834	56493	67,840	50,080	17,760	26.2%	COPR	HORWITH	NRLX527459
06/02/08	07/30/08	003256835	56494	12,120	50,580	(38,460)	-317.3%	COPR	HORWITH	NRLX527459
06/02/08	08/05/08	003256836	56495	44,360	50,360	(6,000)	-13.5%	COPR	HORWITH	CHUX119
06/02/08	08/05/08	003256837	56496	66,140	49,240	16,900	25.6%	COPR	HORWITH	CHUX119
06/02/08	08/05/08	003256838	56497	67,000	50,920	16,080	24.0%	COPR	HORWITH	CHUX119
06/02/08	07/30/08	003256839	56498	6,820	48,100	(41,280)	-605.3%	COPR	HORWITH	JTLX30143
06/02/08	08/05/08	003256840	56499	17,280	50,180	(32,900)	-190.4%	COPR	HORWITH	CHUX119
06/02/08	07/02/08	003256841	56500	76,060	50,000	26,060	34.3%	COPR	HORWITH	JTLX236
06/02/08	07/02/08	003256842	56501	76,700	50,260	26,440	34.5%	COPR	HORWITH	JTLX236
06/02/08	08/05/08	003256843	56502	15,000	52,340	(37,340)	-248.9%	COPR	HORWITH	CHUX106
06/02/08	07/02/08	003256844	56503	20,940	51,120	(30,180)	-144.1%	COPR	HORWITH	JTLX236
06/02/08	07/02/08	000857863	56504	20,940	51,420	(30,480)	-145.6%	COPR	HORWITH	JTLX236
06/02/08	07/02/08	000857864	56505	56,520	50,860	5,660	10.0%	COPR	HORWITH	JTLX30148
06/02/08	07/02/08	003256850	56506	38,580	50,780	(12,200)	-31.6%	COPR	HORWITH	JTLX30148
06/02/08	07/02/08	003256851	56507	67,560	49,620	17,940	26.6%	COPR	HORWITH	JTLX30148
06/02/08	07/02/08	003256852	56508	38,580	49,140	(10,560)	-27.4%	COPR	HORWITH	JTLX30148
06/02/08	08/05/08	003256853	56509	15,480	51,440	(35,960)	-232.3%	COPR	HORWITH	CITX300101
06/02/08	08/05/08	003256854	56510	77,220	50,820	26,400	34.2%	COPR	HORWITH	CITX300101
06/02/08	08/05/08	003256855	56511	76,200	52,300	23,900	31.4%	COPR	HORWITH	CITX300101
06/02/08	08/05/08	003256856	56512	69,060	49,660	19,400	28.1%	COPR	HORWITH	CHUX294
06/02/08	08/05/08	003256857	56513	31,260	50,260	(19,000)	-60.8%	COPR	HORWITH	CITX300101
06/02/08	08/05/08	003256858	56514	76,500	48,500	28,000	36.6%	COPR	HORWITH	CHUX294
06/02/08	08/05/08	003256859	56515	25,920	49,580	(23,660)	-91.3%	COPR	HORWITH	CHUX294

Honeywell

HONEYWELL SA-7 USE HAZARDOUS WASTE TRACKING (2006)										
Date Shipped	Date of Return Manifest	State Manifest	Man. Doc #	Facilty Manifest Weight (lbs)	Estimated Weight (lbs)	Manifest - Estimate (lbs)	Manifest - Estimate (%)	Material	Transporter	RAILCAR #
06/02/08	08/05/08	003256860	56516	25,920	52,480	(26,560)	-102.5%	COPR	HORWITH	CHUX294
06/02/08	08/05/08	003256861	56517	55,240	50,840	4,400	8.0%	COPR	HORWITH	CITX300117
06/02/08	08/05/08	003256862	56518	68,640	51,840	16,800	24.5%	COPR	HORWITH	CITX300117
06/02/08	08/05/08	003256863	56519	69,180	52,240	16,940	24.5%	COPR	HORWITH	CITX300117
06/02/08	08/05/08	003256864	56520	7,560	51,980	(44,420)	-587.6%	COPR	HORWITH	CITX300117
06/02/08	07/09/08	003256865	56521	35,380	50,540	(15,160)	-42.8%	COPR	HORWITH	JTLX279
06/02/08	07/09/08	003256866	56522	67,540	50,700	16,840	24.9%	COPR	HORWITH	JTLX279
06/02/08	07/09/08	003256867	56523	67,260	50,380	16,880	25.1%	COPR	HORWITH	JTLX279
06/02/08	07/09/08	003256868	56524	26,240	50,420	(24,180)	-92.1%	COPR	HORWITH	JTLX279
06/03/08	07/02/08	003256869	56525	62,720	50,420	12,300	19.6%	COPR	HORWITH	CHUX116
06/03/08	07/02/08	003256870	56526	77,260	51,660	25,600	33.1%	COPR	HORWITH	CHUX116
06/03/08	07/02/08	003256871	56527	30,620	51,300	(20,680)	-67.5%	COPR	HORWITH	CHUX116
06/03/08	07/02/08	003256872	56528	30,620	50,120	(19,500)	-63.7%	COPR	HORWITH	CHUX116
06/03/08	08/05/08	003256873	56529	54,520	49,980	4,540	8.3%	COPR	HORWITH	CHUX320
06/03/08	08/05/08	003256874	56530	76,420	49,580	26,840	35.1%	COPR	HORWITH	CHUX320
06/03/08	08/05/08	003256875	56531	31,460	49,740	(18,280)	-58.1%	COPR	HORWITH	CHUX320
06/03/08	08/05/08	003256876	56532	31,480	50,120	(18,640)	-59.2%	COPR	HORWITH	CHUX320
06/03/08	07/30/08	003256877	56533	25,200	50,620	(25,420)	-100.9%	COPR	HORWITH	NRLX526207
06/03/08	07/30/08	003256878	56534	76,540	51,320	25,220	33.0%	COPR	HORWITH	NRLX526207
06/03/08	07/30/08	003256879	56535	75,740	51,920	23,820	31.4%	COPR	HORWITH	NRLX526207
06/03/08	08/05/08	003256880	56536	66,820	51,060	15,760	23.6%	COPR	HORWITH	CHUX106
06/03/08	07/30/08	003256881	56537	22,260	50,960	(28,700)	-128.9%	COPR	HORWITH	NRLX526207
06/03/08	08/05/08	003256882	56538	67,520	49,840	17,680	26.2%	COPR	HORWITH	CHUX106
06/03/08	08/05/08	003256883	56539	51,180	51,200	(20)	0.0%	COPR	HORWITH	CHUX106
06/03/08	08/05/08	003256884	56540	76,120	49,200	26,920	35.4%	COPR	HORWITH	CEFX35804
06/03/08	08/05/08	003256885	56541	67,800	50,740	17,060	25.2%	COPR	HORWITH	CEFX35804
06/03/08	08/05/08	003256886	56542	26,560	52,140	(25,580)	-96.3%	COPR	HORWITH	CEFX35804
06/03/08	07/09/08	003256887	56543	69,640	52,160	17,480	25.1%	COPR	HORWITH	CHUX274
06/03/08	08/05/08	003256888	56544	26,580	51,700	(25,120)	-94.5%	COPR	HORWITH	CEFX35804
06/03/08	07/09/08	003256889	56545	28,500	48,040	(19,540)	-68.6%	COPR	HORWITH	CHUX274
06/03/08	07/09/08	003256890	56546	68,400	48,900	19,500	28.5%	COPR	HORWITH	CHUX274
06/03/08	07/09/08	003256891	56547	28,520	48,320	(19,800)	-69.4%	COPR	HORWITH	CHUX274
06/03/08	07/09/08	003256892	56548	59,200	49,020	10,180	17.2%	COPR	HORWITH	CITX300108
06/03/08	07/09/08	003256893	56549	68,660	51,300	17,360	25.3%	COPR	HORWITH	CITX300108
06/03/08	07/09/08	003256894	56550	34,600	51,600	(17,000)	-49.1%	COPR	HORWITH	CITX300108
06/03/08	07/09/08	003256895	56551	24,100	51,240	(27,140)	-112.6%	COPR	HORWITH	CITX300109
06/03/08	07/09/08	003256896	56552	76,700	50,860	25,840	33.7%	COPR	HORWITH	CITX300109
06/03/08	07/09/08	003256897	56553	78,280	50,140	28,140	35.9%	COPR	HORWITH	CITX300109
06/03/08	07/09/08	003256898	56554	18,700	50,800	(32,100)	-171.7%	COPR	HORWITH	CITX300109
06/03/08	07/09/08	003256899	56555	16,120	50,520	(34,400)	-213.4%	COPR	HORWITH	CEFX35846
06/03/08	07/09/08	003256900	56556	34,580	49,540	(14,960)	-43.3%	COPR	HORWITH	CITX300108
06/03/08	07/09/08	003256902	56557	68,080	49,940	18,140	26.6%	COPR	HORWITH	CEFX35846
06/03/08	07/09/08	003256903	56558	68,360	50,240	18,120	26.5%	COPR	HORWITH	CEFX35846
06/03/08	07/09/08	003256904	56559	76,120	52,500	23,620	31.0%	COPR	HORWITH	CHUX333
06/03/08	07/09/08	003256905	56560	46,660	51,740	(5,080)	-10.9%	COPR	HORWITH	CEFX35846
06/03/08	07/09/08	003256906	56561	67,540	51,220	16,320	24.2%	COPR	HORWITH	CITX300141
06/03/08	07/09/08	003256907	56562	10,540	51,820	(41,280)	-391.7%	COPR	HORWITH	CITX300141
06/03/08	07/09/08	003256908	56563	67,920	49,520	18,400	27.1%	COPR	HORWITH	CITX300141
06/03/08	07/09/08	003256909	56564	51,020	49,620	1,400	2.7%	COPR	HORWITH	CITX300141
06/03/08	07/09/08	003256910	56565	66,120	49,280	16,840	25.5%	COPR	HORWITH	CHUX333
06/03/08	07/09/08	003256911	56566	27,660	51,300	(23,640)	-85.5%	COPR	HORWITH	CHUX333
06/03/08	07/09/08	003256912	56567	27,660	50,080	(22,420)	-81.1%	COPR	HORWITH	CHUX333
06/03/08	07/09/08	003256913	56568	35,280	52,360	(17,080)	-48.4%	COPR	HORWITH	CHUX311
06/03/08	07/09/08	003256914	56569	76,400	51,120	25,280	33.1%	COPR	HORWITH	CHUX311
06/03/08	07/09/08	003256915	56570	77,340	51,480	25,860	33.4%	COPR	HORWITH	CHUX311
06/03/08	07/09/08	003256916	56571	10,760	49,600	(38,840)	-361.0%	COPR	HORWITH	CHUX311
06/03/08	07/09/08	003256917	56572	25,540	50,680	(25,140)	-98.4%	COPR	HORWITH	JTLX57
06/03/08	07/09/08	003256918	56573	77,880	49,860	28,020	36.0%	COPR	HORWITH	CHUX319
06/03/08	07/09/08	003256919	56574	68,040	50,440	17,600	25.9%	COPR	HORWITH	CHUX319
06/03/08	07/09/08	003256920	56575	26,840	50,860	(24,020)	-89.5%	COPR	HORWITH	CHUX319
06/03/08	07/09/08	003256921	56576	76,520	51,400	25,120	32.8%	COPR	HORWITH	JTLX57
06/03/08	07/09/08	003256922	56577	26,820	51,420	(24,600)	-91.7%	COPR	HORWITH	CHUX319
06/03/08	07/09/08	003256923	56578	66,360	51,200	15,160	22.8%	COPR	HORWITH	JTLX57
06/03/08	07/09/08	003256924	56579	25,520	51,660	(26,140)	-102.4%	COPR	HORWITH	JTLX57
06/03/08	07/09/08	003256925	56580	54,420	50,120	4,300	7.9%	COPR	HORWITH	CHUX262
06/03/08	07/09/08	003256926	56581	21,960	52,040	(30,080)	-137.0%	COPR	HORWITH	CITX300027
06/03/08	07/09/08	003256927	56582	75,800	51,740	24,060	31.7%	COPR	HORWITH	CHUX262
06/03/08	07/09/08	003256928	56583	38,400	52,180	(13,780)	-35.9%	COPR	HORWITH	CHUX262
06/03/08	07/09/08	003256929	56584	38,420	50,860	(12,440)	-32.4%	COPR	HORWITH	CHUX262
06/03/08	07/09/08	003256930	56585	67,840	52,020	15,820	23.3%	COPR	HORWITH	CITX300027
06/03/08	07/09/08	003256931	56586	66,360	52,560	13,800	20.8%	COPR	HORWITH	CITX300027
06/03/08	07/09/08	003256932	56587	46,680	51,180	(4,500)	-9.6%	COPR	HORWITH	CITX300027
06/03/08	07/02/08	003256933	56588	76,860	51,800	25,060	32.6%	COPR	HORWITH	CHUX217
06/03/08	07/02/08	003256934	56589	76,740	50,120	26,620	34.7%	COPR	HORWITH	CHUX217

Honeywell

HONEYWELL SA-7 USE HAZARDOUS WASTE TRACKING (2006)										
Date Shipped	Date of Return Manifest	State Manifest	Man. Doc #	Facilty Manifest Weight (lbs)	Estimated Weight (lbs)	Manifest - Estimate (lbs)	Manifest - Estimate (%)	Material	Transporter	RAILCAR #
06/03/08	07/02/08	003256935	56590	23,540	50,660	(27,120)	-115.2%	COPR	HORWITH	CHUX217
06/04/08	07/02/08	003256936	56591	39,120	49,480	(10,360)	-26.5%	COPR	HORWITH	JTLX30161
06/04/08	07/02/08	003256937	56592	66,960	51,100	15,860	23.7%	COPR	HORWITH	JTLX30161
06/04/08	07/02/08	003256938	56593	67,700	50,480	17,220	25.4%	COPR	HORWITH	JTLX30161
06/04/08	07/02/08	003256939	56594	23,940	50,320	(26,380)	-110.2%	COPR	HORWITH	JTLX30161
06/04/08	07/02/08	003256940	56595	21,000	49,660	(28,660)	-136.5%	COPR	HORWITH	NDYX320342
06/04/08	07/02/08	003256941	56596	77,020	49,660	27,360	35.5%	COPR	HORWITH	NDYX320342
06/04/08	07/02/08	003256942	56597	28,320	51,000	(22,680)	-80.1%	COPR	HORWITH	NDYX320342
06/04/08	07/02/08	003256943	56598	68,800	50,400	18,400	26.7%	COPR	HORWITH	NDYX320342
06/04/08	07/02/08	003256944	56599	76,000	51,800	24,200	31.8%	COPR	HORWITH	NRLX527484
06/04/08	07/02/08	003256945	56600	77,060	50,640	26,420	34.3%	COPR	HORWITH	NRLX527484
06/04/08	07/02/08	003256946	56601	23,380	51,060	(27,680)	-118.4%	COPR	HORWITH	NRLX527484
06/04/08	07/02/08	003256947	56602	23,380	51,080	(27,700)	-118.5%	COPR	HORWITH	NRLX527484
06/04/08	07/02/08	003256948	56603	49,240	51,900	(2,660)	-5.4%	COPR	HORWITH	JTLX30162
06/04/08	07/02/08	003256949	56604	67,720	51,300	16,420	24.2%	COPR	HORWITH	JTLX30162
06/04/08	07/02/08	003256950	56605	64,680	48,920	15,760	24.4%	COPR	HORWITH	JTLX30162
06/04/08	07/02/08	003256951	56606	12,880	48,260	(35,380)	-274.7%	COPR	HORWITH	JTLX30162
06/04/08	07/02/08	003256952	56607	31,620	50,240	(18,620)	-58.9%	COPR	HORWITH	CEFX35852
06/04/08	07/02/08	003256953	56608	76,980	49,340	27,640	35.9%	COPR	HORWITH	CEFX35852
06/04/08	07/02/08	003256954	56609	19,160	51,380	(32,220)	-168.2%	COPR	HORWITH	CEFX35852
06/04/08	07/02/08	003256955	56610	68,860	50,020	18,840	27.4%	COPR	HORWITH	CEFX35852
06/04/08	07/02/08	003256956	56611	70,340	48,240	22,100	31.4%	COPR	HORWITH	CHUX102
06/04/08	07/02/08	003256957	56612	78,040	50,240	27,800	35.6%	COPR	HORWITH	CHUX102
06/04/08	07/02/08	003256958	56613	22,760	49,440	(26,680)	-117.2%	COPR	HORWITH	CHUX102
06/04/08	07/02/08	003256959	56614	45,300	48,860	(3,560)	-7.9%	COPR	HORWITH	JTLX30171
06/04/08	07/02/08	003256960	56615	22,760	49,740	(26,980)	-118.5%	COPR	HORWITH	CHUX102
06/04/08	07/02/08	003256961	56616	68,400	50,940	17,460	25.5%	COPR	HORWITH	JTLX30171
06/04/08	07/02/08	003256962	56617	77,960	49,940	28,020	35.9%	COPR	HORWITH	JTLX30171
06/04/08	07/02/08	003256965	56618	66,920	51,920	15,000	22.4%	COPR	HORWITH	NRLX527564
06/04/08	07/02/08	003256963	56619	6,960	51,020	(44,060)	-633.0%	COPR	HORWITH	JTLX30171
06/04/08	07/02/08	003256964	56620	42,320	50,720	(8,400)	-19.8%	COPR	HORWITH	NRLX527564
06/04/08	07/02/08	003256966	56621	56,100	49,880	6,220	11.1%	COPR	HORWITH	NRLX526114
06/04/08	07/02/08	003256967	56622	67,620	50,940	16,680	24.7%	COPR	HORWITH	NRLX527564
06/04/08	07/02/08	003256968	56623	22,320	50,700	(28,380)	-127.2%	COPR	HORWITH	NRLX527564
06/04/08	07/02/08	003256969	56624	66,940	51,480	15,460	23.1%	COPR	HORWITH	NRLX526114
06/04/08	07/02/08	003256970	56625	38,520	50,500	(11,980)	-31.1%	COPR	HORWITH	NRLX526114
06/04/08	07/02/08	003256971	56626	38,520	51,560	(13,040)	-33.9%	COPR	HORWITH	NRLX526114
06/04/08	07/02/08	003256972	56627	50,060	50,380	(320)	-0.6%	COPR	HORWITH	CHUX171
06/04/08	07/02/08	003256973	56628	68,500	51,620	16,880	24.6%	COPR	HORWITH	CHUX171
06/04/08	07/02/08	003256974	56629	68,400	50,620	17,780	26.0%	COPR	HORWITH	CHUX171
06/04/08	07/02/08	003256975	56630	11,500	50,440	(38,940)	-338.6%	COPR	HORWITH	CHUX171
06/04/08	07/02/08	003256976	56631	46,100	49,660	(3,560)	-7.7%	COPR	HORWITH	HLMX1293
06/04/08	07/02/08	003256977	56632	67,540	52,540	15,000	22.2%	COPR	HORWITH	HLMX1293
06/04/08	07/02/08	003256978	56633	68,660	51,000	17,660	25.7%	COPR	HORWITH	HLMX1293
06/04/08	07/02/08	003256979	56634	18,520	52,020	(33,500)	-180.9%	COPR	HORWITH	HLMX1293
06/04/08	07/02/08	003256980	56635	15,400	51,380	(35,980)	-233.6%	COPR	HORWITH	NDYX320343
06/04/08	07/02/08	003256981	56636	76,320	51,020	25,300	33.1%	COPR	HORWITH	NDYX320343
06/04/08	07/02/08	003256982	56637	77,100	50,160	26,940	34.9%	COPR	HORWITH	NDYX320343
06/04/08	07/02/08	003256983	56638	30,720	49,300	(18,580)	-60.5%	COPR	HORWITH	NDYX320343
06/04/08	07/18/08	003256984	56639	29,420	50,420	(21,000)	-71.4%	COPR	HORWITH	JTLX30163
06/04/08	07/18/08	003256985	56640	68,300	50,820	17,480	25.6%	COPR	HORWITH	JTLX30163
06/04/08	07/18/08	003256986	56641	68,400	52,360	16,040	23.5%	COPR	HORWITH	JTLX30163
06/04/08	07/18/08	003256987	56642	32,260	50,920	(18,660)	-57.8%	COPR	HORWITH	JTLX30163
06/04/08	07/02/08	003256988	56643	37,460	51,660	(14,200)	-37.9%	COPR	HORWITH	NRLX526080
06/04/08	07/02/08	003256989	56644	68,740	50,800	17,940	26.1%	COPR	HORWITH	NRLX526080
06/04/08	07/02/08	003256990	56645	68,740	49,400	19,340	28.1%	COPR	HORWITH	NRLX526080
06/04/08	07/02/08	003256991	56646	24,860	52,180	(27,320)	-109.9%	COPR	HORWITH	NRLX526080
06/04/08	07/02/08	003256992	56647	68,520	51,680	16,840	24.6%	COPR	HORWITH	NDYX320465
06/04/08	07/02/08	003256993	56648	76,580	48,560	28,020	36.6%	COPR	HORWITH	NDYX320465
06/04/08	07/02/08	003256994	56649	30,780	52,280	(21,500)	-69.9%	COPR	HORWITH	NDYX320465
06/04/08	07/02/08	003256995	56650	30,780	51,280	(20,500)	-66.6%	COPR	HORWITH	NDYX320465
06/04/08	07/02/08	003256996	56651	30,100	49,120	(19,020)	-63.2%	COPR	HORWITH	JTLX4058
06/04/08	07/02/08	003256997	56652	76,820	50,140	26,680	34.7%	COPR	HORWITH	JTLX4058
06/04/08	07/02/08	003256998	56653	24,900	52,500	(27,600)	-110.8%	COPR	HORWITH	JTLX4058
06/04/08	07/02/08	003256999	56654	67,780	52,420	15,360	22.7%	COPR	HORWITH	JTLX4058
06/04/08	07/02/08	000857865	56655	23,560	51,500	(27,940)	-118.6%	COPR	HORWITH	CHUX217
06/04/08	06/23/08	000857866	56656	58,000	52,220	5,780	10.0%	COPR	HORWITH	NRLX527664
06/05/08	07/02/08	003257006	56657	44,480	50,000	(5,520)	-12.4%	COPR	HORWITH	CHUX175
06/05/08	06/23/08	003257007	56658	66,380	50,820	15,560	23.4%	COPR	HORWITH	NRLX528334
06/05/08	07/02/08	003257008	56659	38,560	49,120	(10,560)	-27.4%	COPR	HORWITH	CHUX175
06/05/08	07/02/08	003257009	56660	76,640	49,880	26,760	34.9%	COPR	HORWITH	CHUX175
06/05/08	07/02/08	003257010	56661	38,540	49,620	(11,080)	-28.7%	COPR	HORWITH	CHUX175
06/05/08	06/23/08	003257011	56662	9,280	50,220	(40,940)	-441.2%	COPR	HORWITH	NRLX528334
06/05/08	06/23/08	003257012	56663	67,540	51,160	16,380	24.3%	COPR	HORWITH	NRLX528334
06/05/08	06/23/08	003257013	56664	57,180	51,280	5,900	10.3%	COPR	HORWITH	NRLX528334

Honeywell

HONEYWELL SA-7 USE HAZARDOUS WASTE TRACKING (2006)										
Date Shipped	Date of Return Manifest	State Manifest	Man. Doc #	Facilty Manifest Weight (lbs)	Estimated Weight (lbs)	Manifest - Estimate (lbs)	Manifest - Estimate (%)	Material	Transporter	RAILCAR #
06/05/08	06/23/08	003257014	56665	11,720	52,320	(40,600)	-346.4%	COPR	HORWITH	CEFX35833
06/05/08	06/23/08	003257015	56666	76,700	52,400	24,300	31.7%	COPR	HORWITH	CEFX35833
06/05/08	06/23/08	003257016	56667	77,280	51,140	26,140	33.8%	COPR	HORWITH	CHUX212
06/05/08	06/23/08	003257017	56668	76,820	51,600	25,220	32.8%	COPR	HORWITH	CEFX35833
06/05/08	06/23/08	003257018	56669	40,580	51,520	(10,940)	-27.0%	COPR	HORWITH	CEFX35833
06/05/08	06/23/08	003257019	56670	68,040	51,180	16,860	24.8%	COPR	HORWITH	CHUX212
06/05/08	06/23/08	003257020	56671	35,980	51,020	(15,040)	-41.8%	COPR	HORWITH	CHUX212
06/05/08	06/23/08	003257021	56672	19,160	51,380	(32,220)	-168.2%	COPR	HORWITH	CHUX212
06/05/08	07/02/08	003257022	56673	57,500	50,620	6,880	12.0%	COPR	HORWITH	CHUX249
06/05/08	07/02/08	003257023	56674	69,180	49,140	20,040	29.0%	COPR	HORWITH	CHUX249
06/05/08	07/02/08	003257024	56675	38,600	49,960	(11,360)	-29.4%	COPR	HORWITH	CHUX249
06/05/08	07/02/08	003257025	56676	38,600	49,860	(11,260)	-29.2%	COPR	HORWITH	CHUX249
06/05/08	07/02/08	003257026	56677	76,220	48,000	28,220	37.0%	COPR	HORWITH	NRLX527536
06/05/08	07/02/08	003257027	56678	77,280	50,160	27,120	35.1%	COPR	HORWITH	NRLX527536
06/05/08	07/02/08	003257028	56679	19,480	50,720	(31,240)	-160.4%	COPR	HORWITH	NRLX527536
06/05/08	07/02/08	003257029	56680	19,500	50,280	(30,780)	-157.8%	COPR	HORWITH	NRLX527536
06/05/08	06/23/08	003257030	56681	69,520	48,020	21,500	30.9%	COPR	HORWITH	NRLX585639
06/05/08	06/23/08	003257031	56682	77,560	49,960	27,600	35.6%	COPR	HORWITH	NRLX585639
06/05/08	06/23/08	003257032	56683	24,760	50,760	(26,000)	-105.0%	COPR	HORWITH	NRLX585639
06/05/08	06/23/08	003257033	56684	24,740	51,460	(26,720)	-108.0%	COPR	HORWITH	NRLX585639
06/05/08	06/23/08	003257034	56685	18,320	50,240	(31,920)	-174.2%	COPR	HORWITH	NRLX528071
06/05/08	06/23/08	003257035	56686	66,620	51,520	15,100	22.7%	COPR	HORWITH	NRLX528071
06/05/08	06/23/08	003257036	56687	70,580	48,000	22,580	32.0%	COPR	HORWITH	NRLX528071
06/05/08	06/23/08	003257037	56688	57,460	50,300	7,160	12.5%	COPR	HORWITH	JTLX30101
06/05/08	06/23/08	003257038	56689	43,140	49,580	(6,440)	-14.9%	COPR	HORWITH	NRLX528071
06/05/08	07/02/08	003257039	56690	38,500	49,720	(11,220)	-29.1%	COPR	HORWITH	NRLX526176
06/05/08	07/02/08	003257040	56691	68,660	51,260	17,400	25.3%	COPR	HORWITH	NRLX526176
06/05/08	06/23/08	003257041	56692	24,260	51,200	(26,940)	-111.0%	COPR	HORWITH	CHUX146
06/05/08	06/23/08	003257042	56693	67,180	51,340	15,840	23.6%	COPR	HORWITH	CHUX146
06/05/08	06/23/08	003257043	56694	68,000	50,500	17,500	25.7%	COPR	HORWITH	CHUX146
06/05/08	06/23/08	003257044	56695	39,000	49,600	(10,600)	-27.2%	COPR	HORWITH	CHUX146
06/05/08	06/23/08	003257045	56696	29,420	50,120	(20,700)	-70.4%	COPR	HORWITH	HLMX1101
06/05/08	06/23/08	003257046	56697	76,640	50,880	25,760	33.6%	COPR	HORWITH	HLMX1101
06/05/08	06/23/08	003257047	56698	18,320	51,180	(32,860)	-179.4%	COPR	HORWITH	HLMX1101
06/05/08	06/23/08	003257048	56699	76,960	51,860	25,100	32.6%	COPR	HORWITH	HLMX1101
06/05/08	06/23/08	003257049	56700	77,160	52,500	24,660	32.0%	COPR	HORWITH	NRLX527664
06/05/08	06/23/08	003257050	56701	34,060	52,240	(18,180)	-53.4%	COPR	HORWITH	NRLX527664
06/05/08	06/23/08	003257051	56702	32,620	51,880	(19,260)	-59.0%	COPR	HORWITH	JTLX30101
06/05/08	06/23/08	003257052	56703	34,060	52,220	(18,160)	-53.3%	COPR	HORWITH	NRLX527664
06/05/08	06/23/08	003257053	56704	75,900	49,240	26,660	35.1%	COPR	HORWITH	JTLX30101
06/05/08	06/23/08	003257054	56705	32,600	51,420	(18,820)	-57.7%	COPR	HORWITH	JTLX30101
06/05/08	06/23/08	003257055	56706	68,320	51,380	16,940	24.8%	COPR	HORWITH	DJLX98506
06/05/08	06/23/08	003257056	56707	11,520	52,280	(40,760)	-353.8%	COPR	HORWITH	JTLX30109
06/05/08	06/23/08	003257057	56708	76,340	50,420	25,920	34.0%	COPR	HORWITH	JTLX30109
06/05/08	06/23/08	003257058	56709	67,520	51,400	16,120	23.9%	COPR	HORWITH	JTLX30109
06/05/08	06/23/08	003257059	56710	45,960	50,680	(4,720)	-10.3%	COPR	HORWITH	JTLX30109
06/05/08	06/23/08	003257060	56711	20,660	51,500	(30,840)	-149.3%	COPR	HORWITH	DJLX98506
06/05/08	06/23/08	003257061	56712	67,300	51,040	16,260	24.2%	COPR	HORWITH	DJLX98506
06/05/08	06/23/08	003257062	56713	43,660	50,160	(6,500)	-14.9%	COPR	HORWITH	DJLX98506
06/05/08	06/23/08	003257063	56714	23,500	48,880	(25,380)	-108.0%	COPR	HORWITH	CITX300028
06/05/08	06/23/08	003257064	56715	68,520	52,100	16,420	24.0%	COPR	HORWITH	CITX300028
06/05/08	06/23/08	003257065	56716	67,840	52,520	15,320	22.6%	COPR	HORWITH	CITX300028
06/05/08	06/23/08	003257066	56717	43,060	50,500	(7,440)	-17.3%	COPR	HORWITH	CITX300028
06/05/08	06/23/08	003257067	56718	33,820	49,260	(15,440)	-45.7%	COPR	HORWITH	CHUX293
06/05/08	06/23/08	003257068	56719	76,700	50,160	26,540	34.6%	COPR	HORWITH	CHUX293
06/05/08	06/23/08	003257069	56720	76,140	50,120	26,020	34.2%	COPR	HORWITH	CHUX293
06/05/08	06/23/08	003257070	56721	8,600	48,680	(40,080)	-466.0%	COPR	HORWITH	CHUX293
06/05/08	07/02/08	003257071	56722	67,600	48,360	19,240	28.5%	COPR	HORWITH	NRLX526176
06/06/08	07/09/08	003257072	56723	78,280	50,940	27,340	34.9%	COPR	HORWITH	NRLX526164
06/06/08	07/09/08	003257073	56724	76,500	50,560	25,940	33.9%	COPR	HORWITH	NRLX526164
06/06/08	07/09/08	003257074	56725	23,120	50,860	(27,740)	-120.0%	COPR	HORWITH	NRLX526164
06/06/08	07/09/08	003257075	56726	23,120	49,540	(26,420)	-114.3%	COPR	HORWITH	NRLX526164
06/06/08	07/09/08	003257076	56727	29,560	49,540	(19,980)	-67.6%	COPR	HORWITH	JTLX30156
06/06/08	07/09/08	003257077	56728	76,760	51,440	25,320	33.0%	COPR	HORWITH	JTLX30156
06/06/08	07/09/08	003257078	56729	76,740	49,220	27,520	35.9%	COPR	HORWITH	JTLX30156
06/06/08	07/09/08	003257079	56730	15,020	52,060	(37,040)	-246.6%	COPR	HORWITH	JTLX30156
06/06/08	07/09/08	003257080	56731	53,220	51,960	1,260	2.4%	COPR	HORWITH	JTLX30144
06/06/08	07/09/08	003257081	56732	68,680	51,920	16,760	24.4%	COPR	HORWITH	JTLX30144
06/06/08	07/09/08	003257082	56733	8,920	50,180	(41,260)	-462.6%	COPR	HORWITH	JTLX30144
06/06/08	07/09/08	003257083	56734	67,860	50,360	17,500	25.8%	COPR	HORWITH	JTLX30144
06/06/08	07/09/08	003257084	56735	59,680	50,260	9,420	15.8%	COPR	HORWITH	JTLX30134
06/06/08	07/09/08	003257085	56736	68,460	51,800	16,660	24.3%	COPR	HORWITH	JTLX30134
06/06/08	07/09/08	003257086	56737	33,720	49,420	(15,700)	-46.6%	COPR	HORWITH	JTLX30134
06/06/08	07/09/08	003257087	56738	33,740	51,780	(18,040)	-53.5%	COPR	HORWITH	JTLX30134
06/06/08	07/02/08	003257088	56739	36,480	49,220	(12,740)	-34.9%	COPR	HORWITH	CITX300154
06/06/08	08/19/08	003257089	56740	12,180	50,660	(38,480)	-315.9%	COPR	HORWITH	CITX300103
06/06/08	08/19/08	003257090	56741	77,000	51,980	25,020	32.5%	COPR	HORWITH	CITX300103
06/06/08	08/19/08	003257091	56742	76,100	50,660	25,440	33.4%	COPR	HORWITH	CITX300103
06/06/08	08/19/08	003257092	56743	32,920	49,640	(16,720)	-50.8%	COPR	HORWITH	CITX300103

HONEYWELL SA-7 USE HAZARDOUS WASTE TRACKING (2006)										
Date Shipped	Date of Return Manifest	State Manifest	Man. Doc #	Facilty Manifest Weight (lbs)	Estimated Weight (lbs)	Manifest - Estimate (lbs)	Manifest - Estimate (%)	Material	Transporter	RAILCAR #
06/06/08	07/02/08	003257093	56744	76,300	49,560	26,740	35.0%	COPR	HORWITH	CITX300154
06/06/08	07/02/08	003257094	56745	68,320	48,780	19,540	28.6%	COPR	HORWITH	CITX300154
06/06/08	07/02/08	003257095	56746	8,280	49,840	(41,560)	-501.9%	COPR	HORWITH	CITX300154
06/06/08	07/02/08	003257096	56747	60,740	51,320	9,420	15.5%	COPR	HORWITH	CHUX196
06/06/08	07/02/08	003257097	56748	66,740	51,280	15,460	23.2%	COPR	HORWITH	CHUX196
06/06/08	07/02/08	003257098	56749	34,420	52,200	(17,780)	-51.7%	COPR	HORWITH	CHUX196
06/06/08	07/02/08	003257099	56750	34,400	50,920	(16,520)	-48.0%	COPR	HORWITH	CHUX196
06/06/08	07/09/08	003257100	56751	68,600	49,300	19,300	28.1%	COPR	HORWITH	CHUX289
06/06/08	07/09/08	003257101	56752	67,940	50,920	17,020	25.1%	COPR	HORWITH	CHUX289
06/06/08	07/09/08	003257102	56753	31,940	49,220	(17,280)	-54.1%	COPR	HORWITH	CHUX289
06/06/08	07/09/08	003257103	56754	10,920	49,020	(38,100)	-348.9%	COPR	HORWITH	CHUX289
06/06/08	07/09/08	003257104	56755	31,960	49,660	(17,700)	-55.4%	COPR	HORWITH	NRLX526064
06/06/08	07/09/08	003257105	56756	68,400	49,960	18,440	27.0%	COPR	HORWITH	NRLX526064
06/06/08	07/09/08	003257106	56757	67,240	49,080	18,160	27.0%	COPR	HORWITH	NRLX526064
06/06/08	07/09/08	003257107	56758	47,480	51,460	(3,980)	-8.4%	COPR	HORWITH	NRLX526064
06/06/08	07/02/08	003257108	56759	51,080	51,820	(740)	-1.4%	COPR	HORWITH	NRLX527633
06/06/08	07/02/08	003257109	56760	38,480	52,340	(13,860)	-36.0%	COPR	HORWITH	NRLX527633
06/06/08	07/02/08	003257110	56761	67,720	50,500	17,220	25.4%	COPR	HORWITH	NRLX527633
06/06/08	07/02/08	003257111	56762	38,460	51,320	(12,860)	-33.4%	COPR	HORWITH	NRLX527633
06/06/08	07/02/08	003257112	56763	62,780	50,340	12,440	19.8%	COPR	HORWITH	CHUX185
06/06/08	07/02/08	003257113	56764	77,020	50,880	26,140	33.9%	COPR	HORWITH	CHUX185
06/06/08	07/02/08	003257114	56765	29,560	50,280	(20,720)	-70.1%	COPR	HORWITH	CHUX185
06/06/08	07/02/08	003257115	56766	29,580	51,860	(22,280)	-75.3%	COPR	HORWITH	CHUX185
06/06/08	07/02/08	003257116	56767	16,120	50,700	(34,580)	-214.5%	COPR	HORWITH	NRLX526176
06/06/08	07/02/08	003257117	56768	77,560	49,680	27,880	35.9%	COPR	HORWITH	NDYX320461
06/06/08	07/02/08	003257118	56769	76,600	50,720	25,880	33.8%	COPR	HORWITH	NDYX320461
06/06/08	07/02/08	003257119	56770	25,560	50,940	(25,380)	-99.3%	COPR	HORWITH	NDYX320461
06/06/08	07/02/08	003257120	56771	25,560	50,820	(25,260)	-98.8%	COPR	HORWITH	NDYX320461
06/06/08	07/02/08	003257121	56772	68,420	51,080	17,340	25.3%	COPR	HORWITH	CITX300123
06/06/08	07/02/08	003257122	56773	67,860	49,420	18,440	27.2%	COPR	HORWITH	CITX300123
06/06/08	07/02/08	003257123	56774	26,320	50,680	(24,360)	-92.6%	COPR	HORWITH	CITX300123
06/06/08	07/02/08	003257124	56775	36,140	50,920	(14,780)	-40.9%	COPR	HORWITH	CITX300123
06/06/08	07/02/08	003257125	56776	40,740	50,020	(9,280)	-22.8%	COPR	HORWITH	NRLX527489
06/06/08	07/02/08	003257126	56777	68,480	49,300	19,180	28.0%	COPR	HORWITH	NRLX527489
06/06/08	07/02/08	003257127	56778	69,340	51,920	17,420	25.1%	COPR	HORWITH	NRLX527489
06/06/08	07/02/08	003257128	56779	19,980	51,160	(31,180)	-156.1%	COPR	HORWITH	NRLX527489
06/06/08	07/02/08	003257129	56780	67,760	50,960	16,800	24.8%	COPR	HORWITH	CITX300136
06/06/08	07/02/08	003257130	56781	68,720	49,460	19,260	28.0%	COPR	HORWITH	CITX300136
06/06/08	07/02/08	003257131	56782	46,640	50,640	(4,000)	-8.6%	COPR	HORWITH	CITX300136
06/06/08	07/02/08	003257132	56783	77,340	52,280	25,060	32.4%	COPR	HORWITH	NRLX527489
06/06/08	07/02/08	003257133	56784	14,720	51,100	(36,380)	-247.1%	COPR	HORWITH	CITX300136
06/06/08	07/02/08	003257134	56785	17,660	49,540	(31,880)	-180.5%	COPR	HORWITH	NRLX527489
06/06/08	07/02/08	003257135	56786	68,380	49,200	19,180	28.0%	COPR	HORWITH	NRLX527489
06/06/08	07/02/08	003257136	56787	31,080	48,640	(17,560)	-56.5%	COPR	HORWITH	NRLX527489
06/06/08	07/09/08	003257137	56788	47,880	49,920	(2,040)	-4.3%	COPR	HORWITH	NRLX527648
06/09/08	07/02/08	003257138	56789	12,300	50,520	(38,220)	-310.7%	COPR	HORWITH	CHUX286
06/09/08	07/02/08	003257139	56790	76,280	49,260	27,020	35.4%	COPR	HORWITH	CHUX286
06/09/08	07/02/08	003257140	56791	77,300	48,740	28,560	36.9%	COPR	HORWITH	CHUX286
06/09/08	07/02/08	003257141	56792	29,360	49,180	(19,820)	-67.5%	COPR	HORWITH	CHUX286
06/09/08	07/09/08	003257142	56793	68,160	49,420	18,740	27.5%	COPR	HORWITH	NRLX527648
06/09/08	07/09/08	003257143	56794	67,120	50,120	17,000	25.3%	COPR	HORWITH	NRLX527648
06/09/08	07/09/08	003257144	56795	13,680	51,820	(38,140)	-278.8%	COPR	HORWITH	NRLX527648
06/09/08	07/02/08	003257145	56796	54,720	52,340	2,380	4.3%	COPR	HORWITH	CEFX35800
06/09/08	07/02/08	003257146	56797	68,880	51,900	16,980	24.7%	COPR	HORWITH	CEFX35800
06/09/08	07/02/08	003257147	56798	70,060	50,980	19,080	27.2%	COPR	HORWITH	CEFX35800
06/09/08	07/02/08	003257148	56799	7,520	50,040	(42,520)	-565.4%	COPR	HORWITH	CEFX35800
06/09/08	07/02/08	003257149	56800	60,920	51,200	9,720	16.0%	COPR	HORWITH	DJLX98515
06/09/08	07/02/08	003257150	56801	67,260	49,340	17,920	26.6%	COPR	HORWITH	DJLX98515
06/09/08	07/02/08	003257151	56802	38,040	51,400	(13,360)	-35.1%	COPR	HORWITH	DJLX98515
06/09/08	07/02/08	003257152	56803	38,060	51,700	(13,640)	-35.8%	COPR	HORWITH	DJLX98515
06/09/08	07/02/08	003257153	56804	77,020	50,180	26,840	34.8%	COPR	HORWITH	NRLX527852
06/09/08	07/02/08	003257154	56805	76,800	51,300	25,500	33.2%	COPR	HORWITH	NRLX527852
06/09/08	07/02/08	003257155	56806	18,360	49,220	(30,860)	-168.1%	COPR	HORWITH	NRLX527852
06/09/08	07/02/08	003257156	56807	18,360	48,000	(29,640)	-161.4%	COPR	HORWITH	NRLX527852
06/09/08	07/09/08	003257157	56808	8,160	50,080	(41,920)	-513.7%	COPR	HORWITH	JTLX260
06/09/08	07/09/08	003257158	56809	52,420	50,620	1,800	3.4%	COPR	HORWITH	JTLX260
06/09/08	07/09/08	003257159	56810	77,200	50,080	27,120	35.1%	COPR	HORWITH	JTLX260
06/09/08	07/09/08	003257160	56811	57,320	51,000	6,320	11.0%	COPR	HORWITH	JTLX260
06/09/08	07/02/08	003257161	56812	23,120	51,620	(28,500)	-123.3%	COPR	HORWITH	JTLX278
06/09/08	07/02/08	003257162	56813	15,660	49,320	(33,660)	-214.9%	COPR	HORWITH	JTLX278
06/09/08	07/02/08	003257163	56814	68,980	50,640	18,340	26.6%	COPR	HORWITH	JTLX278
06/09/08	07/09/08	003257164	56815	19,120	50,140	(31,020)	-162.2%	COPR	HORWITH	JTLX252
06/09/08	07/02/08	003257165	56816	96,520	51,500	45,020	46.6%	COPR	HORWITH	JTLX278
06/09/08	07/09/08	003257168	56817	66,720	51,360	15,360	23.0%	COPR	HORWITH	JTLX252
06/09/08	07/09/08	003257169	56818	66,180	50,140	16,040	24.2%	COPR	HORWITH	JTLX252
06/09/08	07/09/08	003257170	56819	47,180	50,980	(3,800)	-8.1%	COPR	HORWITH	JTLX252
06/09/08	07/02/08	003257171	56820	57,660	49,500	8,160	14.2%	COPR	HORWITH	JTLX30127
06/09/08	07/02/08	003257172	56821	67,440	51,420	16,020	23.8%	COPR	HORWITH	JTLX30127
06/09/08	07/02/08	003257173	56822	66,680	48,940	17,740	26.6%	COPR	HORWITH	JTLX30127

HONEYWELL SA-7 USE HAZARDOUS WASTE TRACKING (2006)										
Date Shipped	Date of Return Manifest	State Manifest	Man. Doc #	Facilty Manifest Weight (lbs)	Estimated Weight (lbs)	Manifest - Estimate (lbs)	Manifest - Estimate (%)	Material	Transporter	RAILCAR #
06/09/08	07/02/08	003257174	56823	6,760	50,980	(44,220)	-654.1%	COPR	HORWITH	JTLX30127
06/09/08	07/02/08	003257175	56824	21,240	49,160	(27,920)	-131.5%	COPR	HORWITH	JTLX30125
06/09/08	07/02/08	003257176	56825	76,900	48,840	28,060	36.5%	COPR	HORWITH	JTLX30125
06/09/08	07/02/08	003257177	56826	67,600	48,020	19,580	29.0%	COPR	HORWITH	JTLX30125
06/09/08	07/02/08	003257178	56827	21,940	48,080	(26,140)	-119.1%	COPR	HORWITH	JTLX30125
06/09/08	07/02/08	003257179	56828	46,640	48,120	(1,480)	-3.2%	COPR	HORWITH	NRLX526386
06/09/08	07/02/08	003257180	56829	68,980	50,380	18,600	27.0%	COPR	HORWITH	NRLX526386
06/09/08	07/02/08	003257181	56830	69,580	51,300	18,280	26.3%	COPR	HORWITH	NRLX526386
06/09/08	07/02/08	003257182	56831	11,800	50,980	(39,180)	-332.0%	COPR	HORWITH	NRLX526386
06/09/08	07/09/08	003257183	56832	34,600	50,920	(16,320)	-47.2%	COPR	HORWITH	CHUX168
06/09/08	07/09/08	003257184	56833	66,500	51,700	14,800	22.3%	COPR	HORWITH	CHUX168
06/09/08	07/09/08	003257185	56834	76,780	48,520	28,260	36.8%	COPR	HORWITH	CHUX168
06/09/08	07/09/08	003257186	56835	22,220	50,220	(28,000)	-126.0%	COPR	HORWITH	CHUX168
06/09/08	07/02/08	003257187	56836	60,920	49,260	11,660	19.1%	COPR	HORWITH	NRLX526136
06/09/08	07/02/08	003257188	56837	76,640	49,700	26,940	35.2%	COPR	HORWITH	NRLX526136
06/09/08	07/02/08	003257189	56838	32,260	49,620	(17,360)	-53.8%	COPR	HORWITH	NRLX526136
06/09/08	07/02/08	003257190	56839	32,280	50,520	(18,240)	-56.5%	COPR	HORWITH	NRLX526136
06/09/08	07/02/08	003257191	56840	70,080	49,600	20,480	29.2%	COPR	HORWITH	JTLX30147
06/09/08	07/02/08	003257192	56841	77,240	50,380	26,860	34.8%	COPR	HORWITH	JTLX30147
06/09/08	07/02/08	003257193	56842	25,600	49,540	(23,940)	-93.5%	COPR	HORWITH	JTLX30147
06/09/08	07/02/08	003257194	56843	25,600	51,120	(25,520)	-99.7%	COPR	HORWITH	JTLX30147
06/09/08	07/02/08	003257195	56844	25,220	50,620	(25,400)	-100.7%	COPR	HORWITH	CHUX280
06/09/08	07/02/08	003257196	56845	76,780	50,760	26,020	33.9%	COPR	HORWITH	CHUX280
06/09/08	07/02/08	003257197	56846	21,040	51,440	(30,400)	-144.5%	COPR	HORWITH	CHUX280
06/09/08	07/02/08	003257198	56847	76,640	50,160	26,480	34.6%	COPR	HORWITH	CHUX280
06/09/08	07/02/08	003257199	56848	46,840	49,980	(3,140)	-6.7%	COPR	HORWITH	JTLX166
06/09/08	07/02/08	003257200	56849	68,320	50,100	18,220	26.7%	COPR	HORWITH	JTLX166
06/09/08	07/02/08	003257201	56850	59,820	48,880	10,940	18.3%	COPR	HORWITH	DJLX98509
06/09/08	07/02/08	003257202	56851	68,300	51,700	16,600	24.3%	COPR	HORWITH	JTLX166
06/09/08	07/02/08	003257203	56852	14,480	49,560	(35,080)	-242.3%	COPR	HORWITH	JTLX166
06/09/08	07/02/08	003257204	56853	76,540	50,700	25,840	33.8%	COPR	HORWITH	DJLX98509
06/09/08	07/02/08	003257205	56854	31,940	50,940	(19,000)	-59.5%	COPR	HORWITH	DJLX98509
06/10/08	07/02/08	003257206	56855	68,520	50,240	18,280	26.7%	COPR	HORWITH	JTLX264
06/10/08	07/02/08	003257207	56856	24,760	48,700	(23,940)	-96.7%	COPR	HORWITH	JTLX264
06/10/08	07/02/08	003257208	56857	26,680	48,460	(21,780)	-81.6%	COPR	HORWITH	CEFX35240
06/10/08	07/02/08	003257209	56858	76,940	49,140	27,800	36.1%	COPR	HORWITH	JTLX264
06/10/08	07/02/08	003257210	56859	24,760	49,400	(24,640)	-99.5%	COPR	HORWITH	JTLX264
06/10/08	07/02/08	003257211	56860	77,460	49,880	27,580	35.6%	COPR	HORWITH	CEFX35240
06/10/08	07/02/08	003257212	56861	77,360	50,160	27,200	35.2%	COPR	HORWITH	CEFX35240
06/10/08	07/02/08	003257213	56862	14,420	51,260	(36,840)	-255.5%	COPR	HORWITH	CEFX35240
06/10/08	07/02/08	003257214	56863	54,500	50,280	4,220	7.7%	COPR	HORWITH	CEFX35238
06/10/08	07/02/08	003257215	56864	68,820	51,580	17,240	25.1%	COPR	HORWITH	CEFX35238
06/10/08	07/02/08	003257216	56865	67,840	51,660	16,180	23.9%	COPR	HORWITH	CEFX35238
06/10/08	07/02/08	003257217	56866	8,160	49,520	(41,360)	-506.9%	COPR	HORWITH	CEFX35238
06/10/08	07/02/08	003257218	56867	54,280	50,700	3,580	6.6%	COPR	HORWITH	CHUX266
06/10/08	07/02/08	003257219	56868	68,380	52,200	16,180	23.7%	COPR	HORWITH	CHUX266
06/10/08	07/02/08	003257220	56869	68,080	51,560	16,520	24.3%	COPR	HORWITH	CHUX266
06/10/08	07/02/08	003257221	56870	12,080	52,160	(40,080)	-331.8%	COPR	HORWITH	CHUX266
06/10/08	07/02/08	003257222	56871	31,920	51,420	(19,500)	-61.1%	COPR	HORWITH	DJLX98509
06/10/08	07/02/08	003257223	56872	55,020	50,840	4,180	7.6%	COPR	HORWITH	CHUX197
06/10/08	07/02/08	003257224	56873	67,460	48,160	19,300	28.6%	COPR	HORWITH	CHUX197
06/10/08	07/02/08	003257225	56874	33,920	48,480	(14,560)	-42.9%	COPR	HORWITH	CHUX197
06/10/08	07/02/08	003257226	56875	33,920	48,220	(14,300)	-42.2%	COPR	HORWITH	CHUX197
06/10/08	07/02/08	003257227	56876	13,080	50,440	(37,360)	-285.6%	COPR	HORWITH	JTLX277
06/10/08	07/02/08	003257228	56877	76,560	50,440	26,120	34.1%	COPR	HORWITH	JTLX277
06/10/08	07/02/08	003257229	56878	77,280	49,360	27,920	36.1%	COPR	HORWITH	JTLX277
06/10/08	07/02/08	003257230	56879	30,900	51,300	(20,400)	-66.0%	COPR	HORWITH	JTLX277
06/10/08	07/02/08	003257231	56880	77,360	52,000	25,360	32.8%	COPR	HORWITH	NDYX320445
06/10/08	07/02/08	003257232	56881	15,320	50,900	(35,580)	-232.2%	COPR	HORWITH	NDYX320445
06/10/08	07/02/08	003257233	56882	77,060	50,300	26,760	34.7%	COPR	HORWITH	NDYX320445
06/10/08	07/02/08	003257234	56883	56,000	50,300	5,700	10.2%	COPR	HORWITH	CHUX213
06/10/08	07/02/08	003257235	56884	67,820	50,740	17,080	25.2%	COPR	HORWITH	CHUX213
06/10/08	07/02/08	003257236	56885	30,740	50,060	(19,320)	-62.8%	COPR	HORWITH	NDYX320445
06/10/08	07/02/08	003257237	56886	67,100	51,300	15,800	23.5%	COPR	HORWITH	CHUX213
06/10/08	07/02/08	003257238	56887	10,780	51,840	(41,060)	-380.9%	COPR	HORWITH	CHUX213
06/10/08	07/02/08	003257239	56888	46,360	50,520	(4,160)	-9.0%	COPR	HORWITH	JTLX30158
06/10/08	07/02/08	003257240	56889	67,960	50,320	17,640	26.0%	COPR	HORWITH	JTLX30158
06/10/08	07/02/08	003257241	56890	17,180	51,020	(33,840)	-197.0%	COPR	HORWITH	JTLX30158
06/10/08	07/02/08	003257242	56891	51,560	51,580	(20)	0.0%	COPR	HORWITH	NRLX528242
06/10/08	07/02/08	003257243	56892	67,900	50,920	16,980	25.0%	COPR	HORWITH	JTLX30158
06/10/08	07/02/08	003257244	56893	69,140	50,580	18,560	26.8%	COPR	HORWITH	NRLX528242
06/10/08	07/02/08	003257245	56894	67,940	50,780	17,160	25.3%	COPR	HORWITH	NRLX528242
06/10/08	07/02/08	003257246	56895	12,400	52,580	(40,180)	-324.0%	COPR	HORWITH	NRLX528242
06/10/08	07/02/08	003257247	56896	54,860	52,160	2,700	4.9%	COPR	HORWITH	NRLX526298
06/10/08	07/02/08	003257248	56897	67,760	49,740	18,020	26.6%	COPR	HORWITH	NRLX526298
06/10/08	07/02/08	003257249	56898	68,640	51,000	17,640	25.7%	COPR	HORWITH	NRLX526298
06/10/08	07/02/08	003257250	56899	8,460	50,660	(42,200)	-498.8%	COPR	HORWITH	NRLX526298
06/10/08	07/02/08	003257251	56900	70,140	51,420	18,720	26.7%	COPR	HORWITH	DJLX98504
06/10/08	07/02/08	003257252	56901	55,680	49,460	6,220	11.2%	COPR	HORWITH	DJLX98504

HONEYWELL SA-7 USE HAZARDOUS WASTE TRACKING (2006)										
Date Shipped	Date of Return Manifest	State Manifest	Man. Doc #	Facilty Manifest Weight (lbs)	Estimated Weight (lbs)	Manifest - Estimate (lbs)	Manifest - Estimate (%)	Material	Transporter	RAILCAR #
06/10/08	07/02/08	003257253	56902	67,180	52,280	14,900	22.2%	COPR	HORWITH	DJLX98504
06/10/08	07/02/08	003257254	56903	6,920	49,680	(42,760)	-617.9%	COPR	HORWITH	DJLX98504
06/10/08	07/02/08	003257255	56904	76,260	50,980	25,280	33.1%	COPR	HORWITH	JTLX118
06/10/08	07/02/08	003257256	56905	27,320	49,580	(22,260)	-81.5%	COPR	HORWITH	JTLX118
06/10/08	07/02/08	003257257	56906	66,200	51,380	14,820	22.4%	COPR	HORWITH	JTLX118
06/10/08	07/02/08	003257258	56907	27,300	50,760	(23,460)	-85.9%	COPR	HORWITH	JTLX118
06/10/08	07/02/08	003257259	56908	47,720	49,860	(2,140)	-4.5%	COPR	HORWITH	NRLX527944
06/10/08	07/02/08	003257260	56909	69,220	51,100	18,120	26.2%	COPR	HORWITH	NRLX527944
06/10/08	07/02/08	003257261	56910	68,780	51,300	17,480	25.4%	COPR	HORWITH	NRLX527944
06/10/08	07/02/08	003257262	56911	13,140	51,560	(38,420)	-292.4%	COPR	HORWITH	NRLX527944
06/10/08	07/18/08	003257263	56912	26,880	52,020	(25,140)	-93.5%	COPR	HORWITH	JTLX177
06/10/08	07/18/08	003257264	56913	76,520	51,820	24,700	32.3%	COPR	HORWITH	JTLX177
06/10/08	07/18/08	003257265	56914	67,680	50,460	17,220	25.4%	COPR	HORWITH	JTLX177
06/10/08	07/02/08	003257266	56915	35,680	50,700	(15,020)	-42.1%	COPR	HORWITH	CEFX35836
06/10/08	07/02/08	003257267	56916	77,860	51,580	26,280	33.8%	COPR	HORWITH	CEFX35836
06/10/08	07/18/08	003257268	56917	31,320	51,640	(20,320)	-64.9%	COPR	HORWITH	JTLX177
06/10/08	07/02/08	003257269	56918	68,420	51,860	16,560	24.2%	COPR	HORWITH	CEFX35836
06/10/08	07/02/08	003257270	56919	20,460	52,120	(31,660)	-154.7%	COPR	HORWITH	CEFX35836
06/11/08	07/30/08	003257272	56920	25,520	50,980	(25,460)	-99.8%	COPR	HORWITH	JTLX274
06/11/08	07/30/08	003257273	56921	35,660	49,620	(13,960)	-39.1%	COPR	HORWITH	JTLX274
06/11/08	07/30/08	003257274	56922	68,280	51,680	16,600	24.3%	COPR	HORWITH	JTLX274
06/11/08	07/30/08	003257275	56923	68,800	50,120	18,680	27.2%	COPR	HORWITH	JTLX274
06/11/08	07/30/08	003257276	56924	67,060	51,060	16,000	23.9%	COPR	HORWITH	NRLX528057
06/11/08	07/30/08	003257277	56925	33,280	51,620	(18,340)	-55.1%	COPR	HORWITH	NRLX528057
06/11/08	07/09/08	003257278	56926	67,060	51,180	15,880	23.7%	COPR	HORWITH	JTLX186
06/11/08	07/30/08	003257279	56927	32,900	52,260	(19,360)	-58.8%	COPR	HORWITH	NRLX528057
06/11/08	07/30/08	003257280	56928	66,360	50,540	15,820	23.8%	COPR	HORWITH	NRLX528057
06/11/08	07/09/08	003257281	56929	45,200	51,100	(5,900)	-13.1%	COPR	HORWITH	JTLX186
06/11/08	07/09/08	003257282	56930	67,380	48,500	18,880	28.0%	COPR	HORWITH	JTLX186
06/11/08	07/09/08	003257283	56931	19,480	51,780	(32,300)	-165.8%	COPR	HORWITH	JTLX186
06/11/08	07/09/08	003257284	56932	21,200	50,360	(29,160)	-137.5%	COPR	HORWITH	CHUX230
06/11/08	07/09/08	003257285	56933	66,960	52,320	14,640	21.9%	COPR	HORWITH	CHUX230
06/11/08	07/09/08	003257286	56934	66,760	48,760	18,000	27.0%	COPR	HORWITH	CHUX230
06/11/08	07/09/08	003257287	56935	41,320	49,820	(8,500)	-20.6%	COPR	HORWITH	CHUX230
06/11/08	07/09/08	003257288	56936	27,560	51,140	(23,580)	-85.6%	COPR	HORWITH	NRLX527969
06/11/08	07/09/08	003257289	56937	68,020	49,500	18,520	27.2%	COPR	HORWITH	NRLX527969
06/11/08	07/09/08	003257290	56938	67,460	49,640	17,820	26.4%	COPR	HORWITH	NRLX527969
06/11/08	07/09/08	003257291	56939	31,080	49,580	(18,500)	-59.5%	COPR	HORWITH	NRLX527969
06/11/08	07/09/08	003257292	56940	70,400	51,080	19,320	27.4%	COPR	HORWITH	CEFX35241
06/11/08	07/09/08	003257293	56941	67,040	49,620	17,420	26.0%	COPR	HORWITH	CEFX35241
06/11/08	07/09/08	003257294	56942	36,480	51,520	(15,040)	-41.2%	COPR	HORWITH	CEFX35241
06/11/08	07/09/08	003257295	56943	23,920	49,200	(25,280)	-105.7%	COPR	HORWITH	CEFX35241
06/11/08	07/09/08	003257296	56944	42,500	52,180	(9,680)	-22.8%	COPR	HORWITH	NRLX526126
06/11/08	07/09/08	003257297	56945	68,880	51,120	17,760	25.8%	COPR	HORWITH	NRLX526126
06/11/08	07/09/08	003257298	56946	66,340	50,900	15,440	23.3%	COPR	HORWITH	NRLX526126
06/11/08	07/09/08	003257299	56947	22,260	51,060	(28,800)	-129.4%	COPR	HORWITH	NRLX526126
06/11/08	07/09/08	003257300	56948	34,120	50,360	(16,240)	-47.6%	COPR	HORWITH	CHUX229
06/11/08	07/09/08	003257301	56949	76,520	52,260	24,260	31.7%	COPR	HORWITH	CHUX229
06/11/08	07/09/08	003257302	56950	54,780	49,000	5,780	10.6%	COPR	HORWITH	CHUX229
06/11/08	07/09/08	003257303	56951	34,140	50,920	(16,780)	-49.2%	COPR	HORWITH	CHUX229
06/11/08	07/09/08	003257304	56952	19,760	50,620	(30,860)	-156.2%	COPR	HORWITH	JTLX30121
06/11/08	07/09/08	003257305	56953	67,620	51,780	15,840	23.4%	COPR	HORWITH	JTLX30121
06/11/08	07/09/08	003257306	56954	66,800	51,060	15,740	23.6%	COPR	HORWITH	JTLX30121
06/11/08	07/09/08	003257307	56955	45,140	51,180	(6,040)	-13.4%	COPR	HORWITH	JTLX30121
06/11/08	07/09/08	003257308	56956	60,620	51,560	9,060	14.9%	COPR	HORWITH	CHUX247
06/11/08	07/09/08	003257309	56957	77,280	49,640	27,640	35.8%	COPR	HORWITH	CHUX247
06/11/08	07/09/08	003257310	56958	30,320	51,620	(21,300)	-70.3%	COPR	HORWITH	CHUX247
06/11/08	07/09/08	003257311	56959	30,320	50,880	(20,560)	-67.8%	COPR	HORWITH	CHUX247
06/11/08	07/09/08	003257312	56960	56,420	51,420	5,000	8.9%	COPR	HORWITH	JTLX30170
06/11/08	07/09/08	003257313	56961	16,120	52,160	(36,040)	-223.6%	COPR	HORWITH	JTLX30170
06/11/08	07/09/08	003257314	56962	68,580	51,620	16,960	24.7%	COPR	HORWITH	JTLX30170
06/11/08	07/09/08	003257315	56963	58,840	51,380	7,460	12.7%	COPR	HORWITH	JTLX30170
06/11/08	07/09/08	003257316	56964	46,720	49,380	(2,660)	-5.7%	COPR	HORWITH	JTLX30132
06/11/08	07/09/08	003257317	56965	67,580	50,620	16,960	25.1%	COPR	HORWITH	JTLX30132
06/11/08	07/09/08	003257318	56966	68,320	52,680	15,640	22.9%	COPR	HORWITH	JTLX30132
06/11/08	07/09/08	003257319	56967	14,580	51,320	(36,740)	-252.0%	COPR	HORWITH	JTLX30132
06/11/08	07/09/08	003257320	56968	43,740	52,100	(8,360)	-19.1%	COPR	HORWITH	JTLX270
06/11/08	07/09/08	003257321	56969	59,140	50,480	8,660	14.6%	COPR	HORWITH	CHUX287
06/11/08	07/09/08	003257322	56970	67,700	50,640	17,060	25.2%	COPR	HORWITH	JTLX270
06/11/08	07/09/08	003257323	56971	68,000	50,580	17,420	25.6%	COPR	HORWITH	JTLX270
06/11/08	07/09/08	003257324	56972	19,320	49,860	(30,540)	-158.1%	COPR	HORWITH	JTLX270
06/11/08	07/09/08	003257325	56973	68,180	49,540	18,640	27.3%	COPR	HORWITH	CHUX287
06/11/08	07/09/08	003257326	56974	34,300	51,800	(17,500)	-51.0%	COPR	HORWITH	CHUX287
06/11/08	07/09/08	003257327	56975	34,300	50,260	(15,960)	-46.5%	COPR	HORWITH	CHUX287
06/11/08	07/18/08	003257328	56976	76,980	50,940	26,040	33.8%	COPR	HORWITH	CEFX35843
06/11/08	07/18/08	003257329	56977	75,460	49,820	25,640	34.0%	COPR	HORWITH	CEFX35843
06/11/08	07/18/08	003257330	56978	25,640	52,060	(26,420)	-103.0%	COPR	HORWITH	CEFX35843
06/11/08	07/18/08	003257331	56979	25,660	51,600	(25,940)	-101.1%	COPR	HORWITH	CEFX35843
06/11/08	07/09/08	003257332	56980	25,260	51,560	(26,300)	-104.1%	COPR	HORWITH	JTLX30151

Honeywell

HONEYWELL SA-7 USE HAZARDOUS WASTE TRACKING (2006)										
Date Shipped	Date of Return Manifest	State Manifest	Man. Doc #	Facilty Manifest Weight (lbs)	Estimated Weight (lbs)	Manifest - Estimate (lbs)	Manifest - Estimate (%)	Material	Transporter	RAILCAR #
06/11/08	07/09/08	003257333	56981	68,380	50,120	18,260	26.7%	COPR	HORWITH	JTLX30151
06/11/08	07/09/08	003257334	56982	67,980	50,520	17,460	25.7%	COPR	HORWITH	JTLX30151
06/11/08	07/09/08	003257335	56983	38,360	52,420	(14,060)	-36.7%	COPR	HORWITH	JTLX30151
06/11/08	07/09/08	003257336	56984	22,220	50,740	(28,520)	-128.4%	COPR	HORWITH	DJLX98524
06/11/08	07/09/08	003257337	56985	76,520	50,520	26,000	34.0%	COPR	HORWITH	DJLX98524
06/12/08	07/09/08	003257338	56986	47,280	50,860	(3,580)	-7.6%	COPR	HORWITH	CHUX165
06/12/08	07/09/08	003257339	56987	76,200	51,600	24,600	32.3%	COPR	HORWITH	CHUX165
06/12/08	07/09/08	003257340	56988	38,160	51,540	(13,380)	-35.1%	COPR	HORWITH	CHUX165
06/12/08	07/09/08	003257341	56989	38,140	50,420	(12,280)	-32.2%	COPR	HORWITH	CHUX165
06/12/08	07/09/08	003257342	56990	51,940	51,500	440	0.8%	COPR	HORWITH	CHUX321
06/12/08	07/09/08	003257343	56991	67,340	50,760	16,580	24.6%	COPR	HORWITH	CHUX321
06/12/08	07/09/08	003257344	56992	66,980	51,540	15,440	23.1%	COPR	HORWITH	CHUX321
06/12/08	07/09/08	003257345	56993	15,280	51,760	(36,480)	-238.7%	COPR	HORWITH	CHUX321
06/12/08	07/09/08	003257346	56994	51,160	50,380	780	1.5%	COPR	HORWITH	CITX300146
06/12/08	07/09/08	003257347	56995	66,300	51,220	15,080	22.7%	COPR	HORWITH	CITX300146
06/12/08	07/09/08	003257348	56996	68,020	50,140	17,880	26.3%	COPR	HORWITH	CITX300146
06/12/08	07/09/08	003257349	56997	12,300	50,720	(38,420)	-312.4%	COPR	HORWITH	CITX300146
06/12/08	07/09/08	003257350	56998	56,040	51,020	5,020	9.0%	COPR	HORWITH	CHUX150
06/12/08	07/09/08	003257351	56999	67,200	51,400	15,800	23.5%	COPR	HORWITH	CHUX150
06/12/08	07/09/08	003257352	57000	66,320	51,400	14,920	22.5%	COPR	HORWITH	CHUX150
06/12/08	07/09/08	003257353	57001	76,440	49,320	27,120	35.5%	COPR	HORWITH	DJLX98524
06/12/08	07/09/08	003257354	57002	21,300	49,200	(27,900)	-131.0%	COPR	HORWITH	DJLX98524
06/12/08	07/09/08	003257355	57003	52,720	50,060	2,660	5.0%	COPR	HORWITH	CITX300167
06/12/08	07/09/08	003257356	57004	14,860	50,560	(35,700)	-240.2%	COPR	HORWITH	CHUX150
06/12/08	07/09/08	003257357	57005	67,260	50,360	16,900	25.1%	COPR	HORWITH	CITX300167
06/12/08	07/09/08	003257358	57006	66,980	51,840	15,140	22.6%	COPR	HORWITH	CITX300167
06/12/08	07/09/08	003257359	57007	7,340	50,140	(42,800)	-583.1%	COPR	HORWITH	CITX300167
06/12/08	07/09/08	003257360	57008	29,900	49,400	(19,500)	-65.2%	COPR	HORWITH	CHUX245
06/12/08	07/09/08	003257361	57009	67,720	49,520	18,200	26.9%	COPR	HORWITH	CHUX245
06/12/08	07/09/08	003257362	57010	28,940	49,320	(20,380)	-70.4%	COPR	HORWITH	CHUX245
06/12/08	07/09/08	003257363	57011	67,780	50,140	17,640	26.0%	COPR	HORWITH	CHUX245
06/12/08	07/09/08	003257364	57012	56,200	49,580	6,620	11.8%	COPR	HORWITH	NRLX527606
06/12/08	07/09/08	003257365	57013	66,260	51,100	15,160	22.9%	COPR	HORWITH	NRLX527606
06/12/08	07/09/08	003257366	57014	69,120	51,260	17,860	25.8%	COPR	HORWITH	NRLX527606
06/12/08	07/09/08	003257367	57015	69,080	52,160	16,920	24.5%	COPR	HORWITH	JTLX141
06/12/08	07/09/08	003257368	57016	5,980	50,200	(44,220)	-739.5%	COPR	HORWITH	NRLX527606
06/12/08	07/09/08	003257369	57017	58,720	52,380	6,340	10.8%	COPR	HORWITH	JTLX141
06/12/08	07/09/08	003257370	57018	34,080	49,200	(15,120)	-44.4%	COPR	HORWITH	JTLX141
06/12/08	07/09/08	003257371	57019	34,080	49,400	(15,320)	-45.0%	COPR	HORWITH	JTLX141
06/12/08	07/09/08	003257372	57020	67,540	49,760	17,780	26.3%	COPR	HORWITH	CHUX306
06/12/08	07/09/08	003257373	57021	68,220	50,140	18,080	26.5%	COPR	HORWITH	CHUX306
06/12/08	07/09/08	003257374	57022	33,760	50,040	(16,280)	-48.2%	COPR	HORWITH	CHUX306
06/12/08	07/09/08	003257375	57023	33,740	50,920	(17,180)	-50.9%	COPR	HORWITH	CHUX306
06/12/08	07/09/08	003257376	57024	48,900	49,880	(980)	-2.0%	COPR	HORWITH	CHUX268
06/12/08	07/09/08	003257377	57025	68,200	50,260	17,940	26.3%	COPR	HORWITH	CHUX268
06/12/08	07/09/08	003257378	57026	67,100	50,460	16,640	24.8%	COPR	HORWITH	CHUX268
06/12/08	07/09/08	003257379	57027	14,640	50,860	(36,220)	-247.4%	COPR	HORWITH	CHUX268
06/12/08	07/09/08	003257380	57028	10,080	51,540	(41,460)	-411.3%	COPR	HORWITH	CITX300152
06/12/08	07/09/08	003257381	57029	77,140	50,660	26,480	34.3%	COPR	HORWITH	CITX300152
06/12/08	07/09/08	003257382	57030	77,000	50,480	26,520	34.4%	COPR	HORWITH	CEFX35802
06/12/08	07/09/08	003257383	57031	41,560	50,040	(8,480)	-20.4%	COPR	HORWITH	CITX300152
06/12/08	07/09/08	003257384	57032	68,280	49,900	18,380	26.9%	COPR	HORWITH	CITX300152
06/12/08	07/09/08	003257385	57033	27,700	52,300	(24,600)	-88.8%	COPR	HORWITH	NRLX528336
06/12/08	07/09/08	003257386	57034	77,560	51,160	26,400	34.0%	COPR	HORWITH	NRLX528336
06/12/08	07/09/08	003257387	57035	76,300	50,860	25,440	33.3%	COPR	HORWITH	CEFX35802
06/12/08	07/09/08	003257388	57036	77,480	48,760	28,720	37.1%	COPR	HORWITH	NRLX528336
06/12/08	07/09/08	003257389	57037	16,120	49,820	(33,700)	-209.1%	COPR	HORWITH	NRLX528336
06/12/08	07/09/08	003257390	57038	20,020	49,900	(29,880)	-149.3%	COPR	HORWITH	CEFX35802
06/12/08	07/09/08	003257391	57039	23,920	50,580	(26,660)	-111.5%	COPR	HORWITH	CEFX35802
06/12/08	07/09/08	003257392	57040	53,220	50,420	2,800	5.3%	COPR	HORWITH	NRLX527825
06/12/08	07/09/08	003257393	57041	76,920	50,560	26,360	34.3%	COPR	HORWITH	NRLX527825
06/12/08	07/09/08	003257394	57042	34,120	51,000	(16,880)	-49.5%	COPR	HORWITH	NRLX527825
06/12/08	07/09/08	003257395	57043	34,140	50,220	(16,080)	-47.1%	COPR	HORWITH	NRLX527825
06/12/08	07/18/08	003257396	57044	58,320	48,620	9,700	16.6%	COPR	HORWITH	NDYX320318
06/12/08	07/18/08	003257397	57045	36,780	49,840	(13,060)	-35.5%	COPR	HORWITH	NDYX320318
06/12/08	07/18/08	003257398	57046	67,840	48,920	18,920	27.9%	COPR	HORWITH	NDYX320318
06/12/08	07/18/08	003257399	57047	60,720	49,100	11,620	19.1%	COPR	HORWITH	CEFX35841
06/12/08	07/18/08	003257400	57048	76,980	49,300	27,680	36.0%	COPR	HORWITH	CEFX35841
06/12/08	07/18/08	003257401	57049	29,120	50,640	(21,520)	-73.9%	COPR	HORWITH	NDYX320318
06/12/08	07/18/08	003257402	57050	28,540	48,580	(20,040)	-70.2%	COPR	HORWITH	CEFX35841
06/12/08	07/18/08	003257403	57051	28,540	50,780	(22,240)	-77.9%	COPR	HORWITH	CEFX35841
06/13/08	07/09/08	003257404	57052	16,120	48,940	(32,820)	-203.6%	COPR	HORWITH	JTLX30159
06/13/08	07/09/08	003257405	57053	67,880	51,280	16,600	24.5%	COPR	HORWITH	JTLX30159
06/13/08	07/09/08	003257406	57054	67,640	50,500	17,140	25.3%	COPR	HORWITH	JTLX30159
06/13/08	07/09/08	003257407	57055	46,320	51,600	(5,280)	-11.4%	COPR	HORWITH	JTLX30159
06/13/08	07/09/08	003257408	57056	18,000	49,540	(31,540)	-175.2%	COPR	HORWITH	JTLX30165
06/13/08	07/09/08	003257409	57057	68,280	51,320	16,960	24.8%	COPR	HORWITH	JTLX30165
06/13/08	07/09/08	003257410	57058	68,080	49,080	19,000	27.9%	COPR	HORWITH	JTLX30165

Honeywell

HONEYWELL SA-7 USE HAZARDOUS WASTE TRACKING (2006)										
Date Shipped	Date of Return Manifest	State Manifest	Man. Doc #	Facilty Manifest Weight (lbs)	Estimated Weight (lbs)	Manifest - Estimate (lbs)	Manifest - Estimate (%)	Material	Transporter	RAILCAR #
06/13/08	07/09/08	003257411	57059	43,000	52,380	(9,380)	-21.8%	COPR	HORWITH	JTLX30165
06/13/08	07/09/08	003257412	57060	26,360	52,060	(25,700)	-97.5%	COPR	HORWITH	JTLX4051
06/13/08	07/09/08	003257413	57061	66,800	49,920	16,880	25.3%	COPR	HORWITH	JTLX4051
06/13/08	07/09/08	003257414	57062	66,320	49,680	16,640	25.1%	COPR	HORWITH	JTLX4051
06/13/08	07/09/08	003257415	57063	41,540	51,260	(9,720)	-23.4%	COPR	HORWITH	JTLX4051
06/13/08	07/09/08	003257416	57064	43,640	49,840	(6,200)	-14.2%	COPR	HORWITH	CHUX254
06/13/08	07/09/08	003257417	57065	76,540	50,040	26,500	34.6%	COPR	HORWITH	CHUX254
06/13/08	07/09/08	003257418	57066	38,540	51,240	(12,700)	-33.0%	COPR	HORWITH	CHUX254
06/13/08	07/09/08	003257419	57067	38,540	50,240	(11,700)	-30.4%	COPR	HORWITH	CHUX254
06/13/08	07/09/08	003257420	57068	77,120	51,940	25,180	32.7%	COPR	HORWITH	JTLX257
06/13/08	07/09/08	003257421	57069	76,180	50,020	26,160	34.3%	COPR	HORWITH	JTLX257
06/13/08	07/09/08	003257422	57070	23,100	50,060	(26,960)	-116.7%	COPR	HORWITH	JTLX257
06/13/08	07/09/08	003257423	57071	23,120	49,320	(26,200)	-113.3%	COPR	HORWITH	JTLX257
06/13/08	07/09/08	003257424	57072	20,760	50,460	(29,700)	-143.1%	COPR	HORWITH	NRLX526646
06/13/08	07/09/08	003257425	57073	68,320	51,060	17,260	25.3%	COPR	HORWITH	NRLX526646
06/13/08	07/09/08	003257426	57074	67,300	48,520	18,780	27.9%	COPR	HORWITH	NRLX526646
06/13/08	07/09/08	003257427	57075	41,720	50,880	(9,160)	-22.0%	COPR	HORWITH	NRLX526646
06/13/08	07/09/08	003257428	57076	11,720	50,460	(38,740)	-330.5%	COPR	HORWITH	JTLX30128
06/13/08	07/09/08	003257429	57077	67,680	50,960	16,720	24.7%	COPR	HORWITH	JTLX30128
06/13/08	07/09/08	003257430	57078	68,780	50,200	18,580	27.0%	COPR	HORWITH	JTLX30128
06/13/08	07/09/08	003257431	57079	49,200	51,280	(2,080)	-4.2%	COPR	HORWITH	JTLX30128
06/13/08	07/09/08	003257432	57080	68,200	51,540	16,660	24.4%	COPR	HORWITH	JTLX30102
06/13/08	07/09/08	003257433	57081	33,260	51,460	(18,200)	-54.7%	COPR	HORWITH	JTLX30102
06/13/08	07/09/08	003257434	57082	27,800	50,400	(22,600)	-81.3%	COPR	HORWITH	JTLX30102
06/13/08	07/09/08	003257435	57083	68,280	50,540	17,740	26.0%	COPR	HORWITH	JTLX30102
06/13/08	07/09/08	003257436	57084	47,660	48,400	(740)	-1.6%	COPR	HORWITH	JTLX30153
06/13/08	07/09/08	003257437	57085	68,100	50,420	17,680	26.0%	COPR	HORWITH	JTLX30153
06/13/08	07/09/08	003257438	57086	36,420	50,380	(13,960)	-38.3%	COPR	HORWITH	DJLX98531
06/13/08	07/09/08	003257439	57087	66,840	49,440	17,400	26.0%	COPR	HORWITH	DJLX98531
06/13/08	07/09/08	003257440	57088	68,380	51,380	17,000	24.9%	COPR	HORWITH	DJLX98531
06/13/08	07/09/08	003257441	57089	31,440	50,020	(18,580)	-59.1%	COPR	HORWITH	CHUX130
06/13/08	07/09/08	003257442	57090	24,060	49,920	(25,860)	-107.5%	COPR	HORWITH	DJLX98531
06/13/08	07/09/08	003257443	57091	25,680	50,840	(25,160)	-98.0%	COPR	HORWITH	CHUX315
06/13/08	07/09/08	003257444	57092	67,120	50,320	16,800	25.0%	COPR	HORWITH	CHUX130
06/13/08	07/09/08	003257445	57093	66,500	49,300	17,200	25.9%	COPR	HORWITH	CHUX130
06/13/08	07/09/08	003257446	57094	31,020	50,920	(19,900)	-64.2%	COPR	HORWITH	CHUX130
06/13/08	07/09/08	003257447	57095	66,800	50,300	16,500	24.7%	COPR	HORWITH	CHUX315
06/13/08	07/09/08	003257448	57096	67,220	50,080	17,140	25.5%	COPR	HORWITH	CHUX315
06/13/08	07/09/08	003257449	57097	36,920	50,360	(13,440)	-36.4%	COPR	HORWITH	CHUX315
06/13/08	07/09/08	003257450	57098	21,340	48,860	(27,520)	-129.0%	COPR	HORWITH	CITX300104
06/13/08	07/09/08	003257451	57099	67,400	51,680	15,720	23.3%	COPR	HORWITH	CITX300104
06/13/08	07/09/08	003257452	57100	66,140	50,800	15,340	23.2%	COPR	HORWITH	CITX300104
06/13/08	07/09/08	003257453	57101	41,900	50,060	(8,160)	-19.5%	COPR	HORWITH	CITX300104
06/13/08	07/09/08	003257454	57102	42,760	48,020	(5,260)	-12.3%	COPR	HORWITH	CHUX140
06/13/08	07/09/08	003257455	57103	68,740	50,120	18,620	27.1%	COPR	HORWITH	CHUX140
06/13/08	07/09/08	003257456	57104	68,240	50,620	17,620	25.8%	COPR	HORWITH	CHUX140
06/13/08	07/09/08	003257457	57105	14,140	49,460	(35,320)	-249.8%	COPR	HORWITH	CHUX140
06/13/08	07/09/08	003257458	57106	38,060	50,540	(12,480)	-32.8%	COPR	HORWITH	NRLX528363
06/13/08	07/09/08	003257459	57107	68,020	49,660	18,360	27.0%	COPR	HORWITH	NRLX528363
06/13/08	07/09/08	003257460	57108	68,400	49,940	18,460	27.0%	COPR	HORWITH	NRLX528363
06/13/08	07/09/08	003257461	57109	76,760	48,060	28,700	37.4%	COPR	HORWITH	NRLX527570
06/13/08	07/09/08	003257462	57110	68,240	50,080	18,160	26.6%	COPR	HORWITH	NRLX527570
06/13/08	07/09/08	003257463	57111	17,320	48,240	(30,920)	-178.5%	COPR	HORWITH	NRLX528363
06/13/08	07/09/08	003257464	57112	25,100	52,620	(27,520)	-109.6%	COPR	HORWITH	NRLX527570
06/13/08	07/09/08	003257465	57113	49,260	50,800	(1,540)	-3.1%	COPR	HORWITH	CHUX225
06/13/08	07/09/08	003257466	57114	68,120	52,380	15,740	23.1%	COPR	HORWITH	CHUX225
06/13/08	07/09/08	003257467	57115	25,080	49,320	(24,240)	-96.7%	COPR	HORWITH	NRLX527570
06/13/08	07/09/08	003257468	57116	38,300	50,300	(12,000)	-31.3%	COPR	HORWITH	CHUX225
06/13/08	07/09/08	003257469	57117	38,300	50,740	(12,440)	-32.5%	COPR	HORWITH	CHUX225
06/13/08	07/09/08	003257470	57118	67,980	50,900	17,080	25.1%	COPR	HORWITH	JTLX30153
06/16/08	07/09/08	003257471	57119	8,480	50,580	(42,100)	-496.5%	COPR	HORWITH	NRLX527996
06/16/08	07/09/08	003257472	57120	77,260	50,640	26,620	34.5%	COPR	HORWITH	NRLX527996
06/16/08	07/09/08	003257473	57121	75,940	50,540	25,400	33.4%	COPR	HORWITH	NRLX527996
06/16/08	07/09/08	003257474	57122	37,900	49,140	(11,240)	-29.7%	COPR	HORWITH	CITX300120
06/16/08	07/09/08	003257475	57123	39,440	49,440	(10,000)	-25.4%	COPR	HORWITH	NRLX527996
06/16/08	07/09/08	003257476	57124	67,860	50,020	17,840	26.3%	COPR	HORWITH	CITX300120
06/16/08	07/09/08	003257477	57125	68,440	50,860	17,580	25.7%	COPR	HORWITH	CITX300120
06/16/08	07/09/08	003257478	57126	17,320	51,440	(34,120)	-197.0%	COPR	HORWITH	CITX300120
06/16/08	07/18/08	003257479	57127	42,400	52,380	(9,980)	-23.5%	COPR	HORWITH	NDYX320337
06/16/08	07/18/08	003257480	57128	76,280	52,160	24,120	31.6%	COPR	HORWITH	NDYX320337
06/16/08	07/18/08	003257481	57129	37,700	52,280	(14,580)	-38.7%	COPR	HORWITH	NDYX320337
06/16/08	07/18/08	003257482	57130	37,720	50,440	(12,720)	-33.7%	COPR	HORWITH	NDYX320337
06/16/08	07/18/08	003257483	57131	68,980	51,220	17,760	25.7%	COPR	HORWITH	JTLX168
06/16/08	07/18/08	003257484	57132	31,120	51,120	(20,000)	-64.3%	COPR	HORWITH	JTLX168

Honeywell

HONEYWELL SA-7 USE HAZARDOUS WASTE TRACKING (2006)										
Date Shipped	Date of Return Manifest	State Manifest	Man. Doc #	Facilty Manifest Weight (lbs)	Estimated Weight (lbs)	Manifest - Estimate (lbs)	Manifest - Estimate (%)	Material	Transporter	RAILCAR #
06/16/08	07/18/08	003257485	57133	31,120	50,280	(19,160)	-61.6%	COPR	HORWITH	JTLX168
06/16/08	07/18/08	003257486	57134	65,160	49,280	15,880	24.4%	COPR	HORWITH	JTLX168
06/16/08	07/18/08	003257487	57135	52,180	50,440	1,740	3.3%	COPR	HORWITH	JTLX185
06/16/08	07/18/08	003257488	57136	76,580	50,140	26,440	34.5%	COPR	HORWITH	JTLX185
06/16/08	07/18/08	003257489	57137	46,900	49,620	(2,720)	-5.8%	COPR	HORWITH	CHUX203
06/16/08	07/18/08	003257490	57138	34,000	51,260	(17,260)	-50.8%	COPR	HORWITH	JTLX185
06/16/08	07/18/08	003257491	57139	34,000	50,940	(16,940)	-49.8%	COPR	HORWITH	JTLX185
06/16/08	07/18/08	003257492	57140	67,440	51,200	16,240	24.1%	COPR	HORWITH	CHUX203
06/16/08	07/18/08	003257493	57141	68,160	50,540	17,620	25.9%	COPR	HORWITH	CHUX203
06/16/08	07/18/08	003257494	57142	14,720	50,840	(36,120)	-245.4%	COPR	HORWITH	CHUX203
06/16/08	07/18/08	003257495	57143	68,120	48,280	19,840	29.1%	COPR	HORWITH	NRLX585503
06/16/08	07/09/08	003257496	57144	67,760	49,160	18,600	27.4%	COPR	HORWITH	NRLX526625
06/16/08	07/09/08	003257497	57145	67,500	48,140	19,360	28.7%	COPR	HORWITH	NRLX526625
06/16/08	07/09/08	003257498	57146	29,940	49,760	(19,820)	-66.2%	COPR	HORWITH	NRLX526625
06/16/08	07/09/08	003257499	57147	29,940	49,760	(19,820)	-66.2%	COPR	HORWITH	NRLX526625
06/16/08	07/18/08	003257500	57148	66,940	50,740	16,200	24.2%	COPR	HORWITH	NRLX585503
06/16/08	07/18/08	003257501	57149	27,500	49,660	(22,160)	-80.6%	COPR	HORWITH	NRLX585503
06/16/08	07/18/08	003257502	57150	27,500	51,160	(23,660)	-86.0%	COPR	HORWITH	NRLX585503
06/16/08	07/09/08	003257503	57151	10,700	51,200	(40,500)	-378.5%	COPR	HORWITH	JTLX30153
06/16/08	07/09/08	003257504	57152	19,820	51,680	(31,860)	-160.7%	COPR	HORWITH	CITX300156
06/16/08	07/09/08	003257505	57153	76,440	50,900	25,540	33.4%	COPR	HORWITH	CITX300156
06/16/08	07/09/08	003257506	57154	14,940	51,040	(36,100)	-241.6%	COPR	HORWITH	CHUX124
06/16/08	07/09/08	003257507	57155	75,380	51,760	23,620	31.3%	COPR	HORWITH	CITX300156
06/16/08	07/09/08	003257508	57156	29,880	50,920	(21,040)	-70.4%	COPR	HORWITH	CITX300156
06/16/08	07/09/08	003257509	57157	76,660	52,300	24,360	31.8%	COPR	HORWITH	CHUX124
06/16/08	07/09/08	003257510	57158	38,060	52,360	(14,300)	-37.6%	COPR	HORWITH	CHUX124
06/16/08	07/09/08	003257511	57159	76,420	52,400	24,020	31.4%	COPR	HORWITH	CHUX124
06/16/08	07/09/08	003257512	57160	18,560	50,300	(31,740)	-171.0%	COPR	HORWITH	CEFX35843
06/16/08	07/09/08	003257513	57161	59,320	51,460	7,860	13.3%	COPR	HORWITH	CEFX35843
06/16/08	07/09/08	003257514	57162	68,220	52,000	16,220	23.8%	COPR	HORWITH	CEFX35843
06/16/08	07/09/08	003257515	57163	52,940	49,260	3,680	7.0%	COPR	HORWITH	CEFX35843
06/16/08	07/09/08	003257516	57164	7,400	50,500	(43,100)	-582.4%	COPR	HORWITH	CEFX35827
06/16/08	07/09/08	003257517	57165	68,200	51,740	16,460	24.1%	COPR	HORWITH	CEFX35827
06/16/08	07/09/08	003257518	57166	67,460	52,040	15,420	22.9%	COPR	HORWITH	CEFX35827
06/16/08	07/09/08	003257519	57167	33,000	48,840	(15,840)	-48.0%	COPR	HORWITH	CITX300128
06/16/08	07/09/08	003257520	57168	57,180	51,340	5,840	10.2%	COPR	HORWITH	CEFX35827
06/16/08	07/09/08	003257521	57169	53,180	50,060	3,120	5.9%	COPR	HORWITH	CITX300128
06/16/08	07/09/08	003257522	57170	68,720	50,260	18,460	26.9%	COPR	HORWITH	CITX300128
06/16/08	07/09/08	003257523	57171	33,000	48,000	(15,000)	-45.5%	COPR	HORWITH	CITX300128
06/16/08	07/09/08	003257524	57172	68,480	49,480	19,000	27.7%	COPR	HORWITH	CITX300157
06/16/08	07/09/08	003257525	57173	67,580	48,880	18,700	27.7%	COPR	HORWITH	CITX300157
06/16/08	07/09/08	003257526	57174	28,680	49,080	(20,400)	-71.1%	COPR	HORWITH	CITX300157
06/16/08	07/18/08	003257527	57175	76,880	50,600	26,280	34.2%	COPR	HORWITH	NRLX527608
06/16/08	07/09/08	003257528	57176	28,680	48,320	(19,640)	-68.5%	COPR	HORWITH	CITX300157
06/16/08	07/09/08	003257529	57177	67,460	49,160	18,300	27.1%	COPR	HORWITH	JTLX30145
06/16/08	07/09/08	003257530	57178	59,400	48,860	10,540	17.7%	COPR	HORWITH	JTLX30145
06/16/08	07/09/08	003257531	57179	33,920	48,700	(14,780)	-43.6%	COPR	HORWITH	JTLX30145
06/16/08	07/09/08	003257532	57180	33,920	52,560	(18,640)	-55.0%	COPR	HORWITH	JTLX30145
06/16/08	07/18/08	003257533	57181	24,000	51,360	(27,360)	-114.0%	COPR	HORWITH	NRLX527608
06/16/08	07/18/08	003257534	57182	75,940	51,680	24,260	31.9%	COPR	HORWITH	NRLX527608
06/17/08	07/18/08	003257535	57183	9,600	50,640	(41,040)	-427.5%	COPR	HORWITH	CHUX194
06/17/08	07/18/08	003257536	57184	68,780	51,500	17,280	25.1%	COPR	HORWITH	CHUX194
06/17/08	07/18/08	003257537	57185	67,600	52,220	15,380	22.8%	COPR	HORWITH	CHUX194
06/17/08	07/18/08	003257538	57186	47,800	48,280	(480)	-1.0%	COPR	HORWITH	CHUX194
06/17/08	07/09/08	003257539	57187	60,420	51,160	9,260	15.3%	COPR	HORWITH	CHUX218
06/17/08	07/09/08	003257540	57188	67,460	51,620	15,840	23.5%	COPR	HORWITH	CHUX218
06/17/08	07/09/08	003257541	57189	34,480	51,700	(17,220)	-49.9%	COPR	HORWITH	CHUX218
06/17/08	07/09/08	003257542	57190	34,480	50,900	(16,420)	-47.6%	COPR	HORWITH	CHUX218
06/17/08	07/09/08	003257543	57191	69,580	51,500	18,080	26.0%	COPR	HORWITH	NRLX527651
06/17/08	07/09/08	003257544	57192	66,720	52,200	14,520	21.8%	COPR	HORWITH	NRLX527651
06/17/08	07/09/08	003257545	57193	29,480	48,680	(19,200)	-65.1%	COPR	HORWITH	NRLX527651
06/17/08	07/09/08	003257546	57194	29,480	49,520	(20,040)	-68.0%	COPR	HORWITH	NRLX527651
06/17/08	07/18/08	003257547	57195	38,300	52,380	(14,080)	-36.8%	COPR	HORWITH	CHUX160
06/17/08	07/18/08	003257548	57196	75,800	48,880	26,920	35.5%	COPR	HORWITH	CHUX160
06/17/08	07/18/08	003257549	57197	77,440	51,740	25,700	33.2%	COPR	HORWITH	CHUX160
06/17/08	07/18/08	003257550	57198	7,460	51,780	(44,320)	-594.1%	COPR	HORWITH	CHUX160
06/17/08	07/18/08	003257551	57199	15,560	49,680	(34,120)	-219.3%	COPR	HORWITH	CHUX100
06/17/08	07/18/08	003257552	57200	66,460	48,240	18,220	27.4%	COPR	HORWITH	CHUX100
06/17/08	07/18/08	003257553	57201	68,160	48,980	19,180	28.1%	COPR	HORWITH	CHUX100
06/17/08	07/18/08	003257554	57202	38,320	49,460	(11,140)	-29.1%	COPR	HORWITH	CHUX100
06/17/08	07/18/08	003257555	57203	12,920	50,640	(37,720)	-292.0%	COPR	HORWITH	CHUX267
06/17/08	07/18/08	003257556	57204	68,620	50,360	18,260	26.6%	COPR	HORWITH	CHUX267
06/17/08	07/18/08	003257557	57205	58,920	48,760	10,160	17.2%	COPR	HORWITH	CHUX267
06/17/08	07/18/08	003257558	57206	52,080	48,280	3,800	7.3%	COPR	HORWITH	CHUX267

Honeywell

HONEYWELL SA-7 USE HAZARDOUS WASTE TRACKING (2006)										
Date Shipped	Date of Return Manifest	State Manifest	Man. Doc #	Facilty Manifest Weight (lbs)	Estimated Weight (lbs)	Manifest - Estimate (lbs)	Manifest - Estimate (%)	Material	Transporter	RAILCAR #
06/17/08	07/18/08	003257559	57207	76,740	48,760	27,980	36.5%	COPR	HORWITH	NRLX528249
06/17/08	07/18/08	003257560	57208	67,840	49,540	18,300	27.0%	COPR	HORWITH	NRLX528249
06/17/08	07/18/08	003257561	57209	27,540	50,360	(22,820)	-82.9%	COPR	HORWITH	NRLX528249
06/17/08	07/18/08	003257562	57210	24,020	52,400	(28,380)	-118.2%	COPR	HORWITH	NRLX527608
06/17/08	07/18/08	003257563	57211	27,560	50,800	(23,240)	-84.3%	COPR	HORWITH	NRLX528249
06/17/08	07/18/08	003257564	57212	54,000	51,640	2,360	4.4%	COPR	HORWITH	JTLX30110
06/17/08	07/18/08	003257565	57213	67,260	51,180	16,080	23.9%	COPR	HORWITH	JTLX30110
06/17/08	07/18/08	003257566	57214	68,580	51,260	17,320	25.3%	COPR	HORWITH	JTLX30110
06/17/08	07/18/08	003257567	57215	41,040	49,500	(8,460)	-20.6%	COPR	HORWITH	CHUX134
06/17/08	07/18/08	003257568	57216	67,320	51,780	15,540	23.1%	COPR	HORWITH	CHUX134
06/17/08	07/18/08	003257569	57217	68,160	49,880	18,280	26.8%	COPR	HORWITH	CHUX134
06/17/08	07/18/08	003257570	57218	22,060	51,160	(29,100)	-131.9%	COPR	HORWITH	CHUX134
06/17/08	07/18/08	003257571	57219	24,340	50,360	(26,020)	-106.9%	COPR	HORWITH	NRLX526241
06/17/08	07/18/08	003257572	57220	67,200	52,160	15,040	22.4%	COPR	HORWITH	NRLX526241
06/17/08	07/18/08	003257573	57221	67,940	52,560	15,380	22.6%	COPR	HORWITH	NRLX526241
06/17/08	07/18/08	003257574	57222	41,880	52,260	(10,380)	-24.8%	COPR	HORWITH	NRLX526241
06/17/08	07/18/08	003257575	57223	29,800	51,800	(22,000)	-73.8%	COPR	HORWITH	CHUX211
06/17/08	07/18/08	003257576	57224	28,820	51,820	(23,000)	-79.8%	COPR	HORWITH	NDYX320471
06/17/08	07/18/08	003257577	57225	76,620	51,040	25,580	33.4%	COPR	HORWITH	CHUX211
06/17/08	07/18/08	003257578	57226	66,600	50,480	16,120	24.2%	COPR	HORWITH	CHUX211
06/17/08	07/18/08	003257579	57227	26,240	50,900	(24,660)	-94.0%	COPR	HORWITH	CHUX211
06/17/08	07/18/08	003257580	57228	66,960	50,720	16,240	24.3%	COPR	HORWITH	NDYX320471
06/17/08	07/18/08	003257581	57229	67,100	50,960	16,140	24.1%	COPR	HORWITH	NDYX320471
06/17/08	07/18/08	003257582	57230	36,420	49,880	(13,460)	-37.0%	COPR	HORWITH	NDYX320471
06/17/08	07/18/08	003257583	57231	19,520	50,840	(31,320)	-160.5%	COPR	HORWITH	JTLX30112
06/17/08	07/18/08	003257584	57232	67,120	49,480	17,640	26.3%	COPR	HORWITH	JTLX30112
06/17/08	07/18/08	003257585	57233	68,180	50,020	18,160	26.6%	COPR	HORWITH	JTLX30112
06/17/08	07/18/08	003257586	57234	39,780	49,260	(9,480)	-23.8%	COPR	HORWITH	JTLX30112
06/17/08	07/18/08	003257587	57235	36,380	50,480	(14,100)	-38.8%	COPR	HORWITH	JTLX30113
06/17/08	07/18/08	003257588	57236	58,560	51,380	7,180	12.3%	COPR	HORWITH	JTLX30113
06/17/08	07/18/08	003257589	57237	68,780	50,420	18,360	26.7%	COPR	HORWITH	JTLX30113
06/17/08	07/18/08	003257590	57238	36,080	50,060	(13,980)	-38.7%	COPR	HORWITH	JTLX30113
06/17/08	07/18/08	003257591	57239	9,480	51,160	(41,680)	-439.7%	COPR	HORWITH	JTLX30110
06/17/08	07/18/08	003257592	57240	68,380	51,500	16,880	24.7%	COPR	HORWITH	CHUX112
06/17/08	07/18/08	003257593	57241	60,420	52,580	7,840	13.0%	COPR	HORWITH	CHUX112
06/17/08	07/18/08	003257594	57242	34,260	51,020	(16,760)	-48.9%	COPR	HORWITH	CHUX112
06/17/08	07/18/08	003257595	57243	34,260	51,800	(17,540)	-51.2%	COPR	HORWITH	CHUX112
06/20/08	07/18/08	003257597	57244	76,500	49,440	27,060	35.4%	COPR	HORWITH	CHUX232
06/20/08	07/18/08	003257598	57245	75,600	49,480	26,120	34.6%	COPR	HORWITH	CHUX232
06/20/08	07/18/08	003257599	57246	24,960	49,980	(25,020)	-100.2%	COPR	HORWITH	CHUX232
06/20/08	07/18/08	003257600	57247	24,960	50,120	(25,160)	-100.8%	COPR	HORWITH	CHUX232
06/20/08	08/05/08	003257601	57248	12,960	50,480	(37,520)	-289.5%	COPR	HORWITH	CEFX35813
06/20/08	08/05/08	003257602	57249	67,160	51,420	15,740	23.4%	COPR	HORWITH	CEFX35813
06/20/08	08/05/08	003257603	57250	66,780	51,660	15,120	22.6%	COPR	HORWITH	CEFX35813
06/20/08	08/05/08	003257604	57251	56,180	51,220	4,960	8.8%	COPR	HORWITH	CEFX35813
06/20/08	07/30/08	003257605	57252	68,580	50,420	18,160	26.5%	COPR	HORWITH	NRLX526227
06/20/08	07/30/08	003257606	57253	68,360	50,420	17,940	26.2%	COPR	HORWITH	NRLX526227
06/20/08	07/30/08	003257607	57254	27,640	48,320	(20,680)	-74.8%	COPR	HORWITH	NRLX526227
06/20/08	07/30/08	003257608	57255	27,620	50,820	(23,200)	-84.0%	COPR	HORWITH	NRLX526227
06/20/08	07/30/08	003257609	57256	67,320	49,660	17,660	26.2%	COPR	HORWITH	JTLX30103
06/20/08	07/30/08	003257610	57257	69,820	50,180	19,640	28.1%	COPR	HORWITH	JTLX30103
06/20/08	07/30/08	003257611	57258	27,640	49,680	(22,040)	-79.7%	COPR	HORWITH	JTLX30103
06/20/08	07/30/08	003257612	57259	21,640	49,900	(28,260)	-130.6%	COPR	HORWITH	JTLX151
06/20/08	07/30/08	003257613	57260	27,620	50,180	(22,560)	-81.7%	COPR	HORWITH	JTLX30103
06/20/08	07/30/08	003257614	57261	76,320	48,680	27,640	36.2%	COPR	HORWITH	JTLX151
06/20/08	07/30/08	003257615	57262	66,940	51,960	14,980	22.4%	COPR	HORWITH	JTLX151
06/20/08	07/30/08	003257616	57263	38,240	52,240	(14,000)	-36.6%	COPR	HORWITH	JTLX151
06/20/08	07/30/08	003257617	57264	15,160	50,740	(35,580)	-234.7%	COPR	HORWITH	NRLX526238
06/20/08	07/30/08	003257618	57265	67,560	50,600	16,960	25.1%	COPR	HORWITH	NRLX526238
06/20/08	07/30/08	003257619	57266	68,120	49,760	18,360	27.0%	COPR	HORWITH	NRLX526238
06/20/08	08/05/08	003257620	57267	58,940	50,240	8,700	14.8%	COPR	HORWITH	DJLX98542
06/20/08	08/05/08	003257621	57268	76,660	50,880	25,780	33.6%	COPR	HORWITH	DJLX98542
06/20/08	07/30/08	003257622	57269	46,000	50,500	(4,500)	-9.8%	COPR	HORWITH	NRLX526238
06/20/08	08/05/08	003257623	57270	30,300	49,280	(18,980)	-62.6%	COPR	HORWITH	DJLX98542
06/20/08	08/05/08	003257624	57271	30,300	50,680	(20,380)	-67.3%	COPR	HORWITH	DJLX98542
06/20/08	07/30/08	003257625	57272	38,940	51,120	(12,180)	-31.3%	COPR	HORWITH	JTLX50
06/20/08	07/30/08	003257626	57273	66,860	48,980	17,880	26.7%	COPR	HORWITH	JTLX50
06/20/08	07/30/08	003257627	57274	76,720	50,720	26,000	33.9%	COPR	HORWITH	JTLX50
06/20/08	07/30/08	003257628	57275	16,620	52,260	(35,640)	-214.4%	COPR	HORWITH	JTLX50
06/20/08	08/05/08	003257629	57276	37,140	49,480	(12,340)	-33.2%	COPR	HORWITH	DJLX98548
06/20/08	08/05/08	003257630	57277	68,040	50,660	17,380	25.5%	COPR	HORWITH	DJLX98548
06/20/08	08/05/08	003257631	57278	69,080	51,780	17,300	25.0%	COPR	HORWITH	DJLX98548
06/20/08	08/05/08	003257632	57279	23,880	49,380	(25,500)	-106.8%	COPR	HORWITH	DJLX98548
06/20/08	08/05/08	003257633	57280	33,280	50,900	(17,620)	-52.9%	COPR	HORWITH	CHUX239

HONEYWELL SA-7 USE HAZARDOUS WASTE TRACKING (2006)										
Date Shipped	Date of Return Manifest	State Manifest	Man. Doc #	Facilty Manifest Weight (lbs)	Estimated Weight (lbs)	Manifest - Estimate (lbs)	Manifest - Estimate (%)	Material	Transporter	RAILCAR #
06/20/08	08/05/08	003257634	57281	66,400	49,220	17,180	25.9%	COPR	HORWITH	CHUX239
06/20/08	08/05/08	003257635	57282	68,140	50,540	17,600	25.8%	COPR	HORWITH	CHUX239
06/20/08	08/05/08	003257636	57283	30,400	49,680	(19,280)	-63.4%	COPR	HORWITH	CHUX239
06/20/08	07/18/08	003257637	57284	30,840	49,560	(18,720)	-60.7%	COPR	HORWITH	NRLX526591
06/23/08	07/18/08	003257638	57285	58,220	50,280	7,940	13.6%	COPR	HORWITH	CHUX238
06/23/08	07/18/08	003257639	57286	77,580	51,340	26,240	33.8%	COPR	HORWITH	CHUX238
06/23/08	07/18/08	003257640	57287	21,380	49,580	(28,200)	-131.9%	COPR	HORWITH	CHUX238
06/23/08	07/18/08	003257641	57288	43,260	51,000	(7,740)	-17.9%	COPR	HORWITH	CHUX238
06/23/08	07/18/08	003257642	57289	55,260	49,300	5,960	10.8%	COPR	HORWITH	CITX300127
06/23/08	07/18/08	003257643	57290	75,860	50,180	25,680	33.9%	COPR	HORWITH	CITX300127
06/23/08	07/18/08	003257644	57291	32,680	49,860	(17,180)	-52.6%	COPR	HORWITH	CITX300127
06/23/08	07/18/08	003257645	57292	29,860	51,160	(21,300)	-71.3%	COPR	HORWITH	CHUX235
06/23/08	07/18/08	003257646	57293	32,660	51,200	(18,540)	-56.8%	COPR	HORWITH	CITX300127
06/23/08	07/18/08	003257647	57294	67,780	51,160	16,620	24.5%	COPR	HORWITH	CEFX35242
06/23/08	07/18/08	003257648	57295	76,820	50,000	26,820	34.9%	COPR	HORWITH	CEFX35242
06/23/08	07/18/08	003257649	57296	39,500	51,280	(11,780)	-29.8%	COPR	HORWITH	CEFX35242
06/23/08	07/18/08	003257650	57297	16,140	50,240	(34,100)	-211.3%	COPR	HORWITH	CEFX35242
06/23/08	07/18/08	003257651	57298	37,340	50,340	(13,000)	-34.8%	COPR	HORWITH	JTLX30100
06/23/08	07/18/08	003257652	57299	67,900	49,040	18,860	27.8%	COPR	HORWITH	JTLX30100
06/23/08	07/18/08	003257653	57300	67,920	50,560	17,360	25.6%	COPR	HORWITH	JTLX30100
06/23/08	07/18/08	003257654	57301	23,860	51,160	(27,300)	-114.4%	COPR	HORWITH	JTLX30100
06/23/08	07/18/08	003257655	57302	28,220	50,720	(22,500)	-79.7%	COPR	HORWITH	NDYX320452
06/23/08	07/18/08	003257656	57303	67,880	49,940	17,940	26.4%	COPR	HORWITH	NDYX320452
06/23/08	07/18/08	003257657	57304	67,820	50,080	17,740	26.2%	COPR	HORWITH	NDYX320452
06/23/08	07/18/08	003257658	57305	34,780	49,600	(14,820)	-42.6%	COPR	HORWITH	NDYX320452
06/23/08	07/18/08	003257659	57306	76,040	49,580	26,460	34.8%	COPR	HORWITH	CHUX235
06/23/08	07/18/08	003257660	57307	58,680	50,260	8,420	14.3%	COPR	HORWITH	CHUX235
06/23/08	07/18/08	003257661	57308	30,560	49,360	(18,800)	-61.5%	COPR	HORWITH	CHUX235
06/23/08	07/18/08	003257662	57309	9,460	49,080	(39,620)	-418.8%	COPR	HORWITH	CITX300041
06/23/08	07/18/08	003257663	57310	66,420	49,500	16,920	25.5%	COPR	HORWITH	CITX300041
06/23/08	07/18/08	003257664	57311	38,980	48,880	(9,900)	-25.4%	COPR	HORWITH	CITX300041
06/23/08	07/18/08	003257665	57312	76,640	50,120	26,520	34.6%	COPR	HORWITH	CITX300041
06/23/08	07/18/08	003257666	57313	76,960	51,860	25,100	32.6%	COPR	HORWITH	NDYX320472
06/23/08	07/18/08	003257667	57314	75,180	49,280	25,900	34.5%	COPR	HORWITH	NDYX320472
06/23/08	07/18/08	003257668	57315	23,340	49,800	(26,460)	-113.4%	COPR	HORWITH	NDYX320472
06/23/08	07/18/08	003257669	57316	23,340	50,300	(26,960)	-115.5%	COPR	HORWITH	NDYX320472
06/23/08	07/18/08	003257670	57317	67,860	51,780	16,080	23.7%	COPR	HORWITH	NRLX526591
06/23/08	07/18/08	003257671	57318	67,720	51,180	16,540	24.4%	COPR	HORWITH	NRLX526591
06/23/08	07/18/08	003257672	57319	31,560	50,880	(19,320)	-61.2%	COPR	HORWITH	NRLX526591
06/23/08	07/18/08	003257673	57320	68,260	50,940	17,320	25.4%	COPR	HORWITH	NRLX528126
06/23/08	07/18/08	003257674	57321	67,820	50,540	17,280	25.5%	COPR	HORWITH	NRLX528126
06/23/08	07/18/08	003257675	57322	29,100	50,120	(21,020)	-72.2%	COPR	HORWITH	NRLX528126
06/23/08	07/18/08	003257676	57323	29,080	49,120	(20,040)	-68.9%	COPR	HORWITH	NRLX528126
06/23/08	07/18/08	003257677	57324	32,000	50,920	(18,920)	-59.1%	COPR	HORWITH	JTLX30142
06/23/08	07/18/08	003257678	57325	66,820	50,420	16,400	24.5%	COPR	HORWITH	JTLX30142
06/23/08	07/18/08	003257679	57326	47,900	49,160	(1,260)	-2.6%	COPR	HORWITH	JTLX30142
06/23/08	07/18/08	003257680	57327	53,360	50,880	2,480	4.6%	COPR	HORWITH	JTLX30142
06/23/08	07/18/08	003257681	57328	51,280	50,280	1,000	2.0%	COPR	HORWITH	CHUX314
06/23/08	07/18/08	003257682	57329	67,860	49,160	18,700	27.6%	COPR	HORWITH	CHUX314
06/23/08	07/18/08	003257683	57330	27,820	49,800	(21,980)	-79.0%	COPR	HORWITH	CITX300143
06/23/08	07/18/08	003257684	57331	58,220	50,000	8,220	14.1%	COPR	HORWITH	CHUX314
06/23/08	07/18/08	003257685	57332	21,480	50,440	(28,960)	-134.8%	COPR	HORWITH	CHUX314
06/23/08	07/18/08	003257686	57333	33,420	49,820	(16,400)	-49.1%	COPR	HORWITH	CITX300143
06/23/08	07/18/08	003257687	57334	67,200	49,620	17,580	26.2%	COPR	HORWITH	CITX300143
06/23/08	07/18/08	003257688	57335	67,220	49,980	17,240	25.6%	COPR	HORWITH	CITX300143
06/23/08	07/18/08	003257689	57336	28,140	49,920	(21,780)	-77.4%	COPR	HORWITH	NRLX528257
06/23/08	07/18/08	003257690	57337	76,660	50,960	25,700	33.5%	COPR	HORWITH	NRLX528257
06/23/08	07/18/08	003257691	57338	76,360	50,340	26,020	34.1%	COPR	HORWITH	NRLX528257
06/23/08	07/18/08	003257692	57339	17,100	52,140	(35,040)	-204.9%	COPR	HORWITH	NRLX528257
06/23/08	07/18/08	003257693	57340	45,420	51,240	(5,820)	-12.8%	COPR	HORWITH	CHUX309
06/23/08	07/18/08	003257694	57341	68,560	50,660	17,900	26.1%	COPR	HORWITH	CHUX309
06/23/08	07/18/08	003257695	57342	67,960	48,200	19,760	29.1%	COPR	HORWITH	CHUX309
06/23/08	07/18/08	003257696	57343	68,180	51,420	16,760	24.6%	COPR	HORWITH	JTLX30173
06/23/08	07/18/08	003257697	57344	13,500	50,840	(37,340)	-276.6%	COPR	HORWITH	CHUX309
06/23/08	07/18/08	003257698	57345	67,380	50,600	16,780	24.9%	COPR	HORWITH	JTLX30173
06/23/08	07/18/08	003257699	57346	33,780	49,880	(16,100)	-47.7%	COPR	HORWITH	JTLX30173
06/23/08	07/18/08	003257700	57347	33,780	50,760	(16,980)	-50.3%	COPR	HORWITH	JTLX30173
06/23/08	07/18/08	003257701	57348	48,060	50,220	(2,160)	-4.5%	COPR	HORWITH	JTLX30136
06/24/08	07/18/08	003257702	57349	68,000	50,180	17,820	26.2%	COPR	HORWITH	JTLX30136
06/24/08	07/18/08	003257703	57350	38,420	50,220	(11,800)	-30.7%	COPR	HORWITH	JTLX30136
06/24/08	07/18/08	003257704	57351	38,400	50,020	(11,620)	-30.3%	COPR	HORWITH	JTLX30136
06/24/08	07/18/08	003257705	57352	40,020	49,200	(9,180)	-22.9%	COPR	HORWITH	JTLX30152
06/24/08	07/18/08	003257706	57353	68,080	50,640	17,440	25.6%	COPR	HORWITH	JTLX30152
06/24/08	07/18/08	003257707	57354	68,880	48,060	20,820	30.2%	COPR	HORWITH	JTLX30152

Honeywell

HONEYWELL SA-7 USE HAZARDOUS WASTE TRACKING (2006)										
Date Shipped	Date of Return Manifest	State Manifest	Man. Doc #	Facilty Manifest Weight (lbs)	Estimated Weight (lbs)	Manifest - Estimate (lbs)	Manifest - Estimate (%)	Material	Transporter	RAILCAR #
06/24/08	07/18/08	003257708	57355	19,640	50,560	(30,920)	-157.4%	COPR	HORWITH	JTLX30152
06/24/08	07/18/08	003257709	57356	68,520	50,940	17,580	25.7%	COPR	HORWITH	CITX300124
06/24/08	07/18/08	003257710	57357	34,120	50,720	(16,600)	-48.7%	COPR	HORWITH	CITX300124
06/24/08	07/18/08	003257711	57358	37,320	50,740	(13,420)	-36.0%	COPR	HORWITH	CHUX133
06/24/08	07/18/08	003257712	57359	77,120	50,860	26,260	34.1%	COPR	HORWITH	CHUX133
06/24/08	07/18/08	003257713	57360	57,700	49,860	7,840	13.6%	COPR	HORWITH	CITX300124
06/24/08	07/18/08	003257714	57361	34,120	50,520	(16,400)	-48.1%	COPR	HORWITH	CITX300124
06/24/08	07/18/08	003257715	57362	38,180	50,660	(12,480)	-32.7%	COPR	HORWITH	CHUX133
06/24/08	07/18/08	003257716	57363	19,760	50,740	(30,980)	-156.8%	COPR	HORWITH	CITX300100
06/24/08	07/18/08	003257717	57364	76,640	50,920	25,720	33.6%	COPR	HORWITH	CITX300100
06/24/08	07/18/08	003257718	57365	38,180	50,200	(12,020)	-31.5%	COPR	HORWITH	CHUX133
06/24/08	07/18/08	003257719	57366	68,380	50,440	17,940	26.2%	COPR	HORWITH	CITX300100
06/24/08	07/18/08	003257720	57367	38,860	50,640	(11,780)	-30.3%	COPR	HORWITH	CITX300100
06/24/08	07/30/08	003257721	57368	19,100	50,780	(31,680)	-165.9%	COPR	HORWITH	CHUX162
06/24/08	07/30/08	003257722	57369	67,040	50,360	16,680	24.9%	COPR	HORWITH	CHUX162
06/24/08	07/30/08	003257723	57370	76,720	49,940	26,780	34.9%	COPR	HORWITH	CHUX162
06/24/08	07/30/08	003257724	57371	38,000	48,720	(10,720)	-28.2%	COPR	HORWITH	CHUX162
06/24/08	07/30/08	003257725	57372	15,580	48,840	(33,260)	-213.5%	COPR	HORWITH	JTLX30169
06/24/08	07/30/08	003257726	57373	68,480	48,440	20,040	29.3%	COPR	HORWITH	JTLX30169
06/24/08	07/30/08	003257727	57374	68,780	51,040	17,740	25.8%	COPR	HORWITH	JTLX30169
06/24/08	07/30/08	003257728	57375	44,640	50,600	(5,960)	-13.4%	COPR	HORWITH	JTLX30169
06/24/08	07/18/08	003257729	57376	11,540	50,880	(39,340)	-340.9%	COPR	HORWITH	CHUX144
06/24/08	07/18/08	003257730	57377	76,200	50,320	25,880	34.0%	COPR	HORWITH	CHUX144
06/24/08	07/18/08	003257731	57378	68,560	51,580	16,980	24.8%	COPR	HORWITH	CHUX144
06/24/08	07/18/08	003257732	57379	40,120	48,000	(7,880)	-19.6%	COPR	HORWITH	CHUX144
06/24/08	07/30/08	003257733	57380	12,000	49,420	(37,420)	-311.8%	COPR	HORWITH	CHUX145
06/24/08	07/30/08	003257734	57381	65,940	51,640	14,300	21.7%	COPR	HORWITH	CHUX145
06/24/08	07/30/08	003257735	57382	68,280	50,140	18,140	26.6%	COPR	HORWITH	CHUX145
06/24/08	07/30/08	003257736	57383	68,580	50,040	18,540	27.0%	COPR	HORWITH	CEFX35812
06/24/08	07/30/08	003257737	57384	52,140	48,820	3,320	6.4%	COPR	HORWITH	CHUX145
06/24/08	07/30/08	003257738	57385	67,520	50,140	17,380	25.7%	COPR	HORWITH	CEFX35812
06/24/08	07/30/08	003257739	57386	27,340	48,920	(21,580)	-78.9%	COPR	HORWITH	CEFX35812
06/24/08	07/30/08	003257740	57387	27,320	50,920	(23,600)	-86.4%	COPR	HORWITH	CEFX35812
06/24/08	07/18/08	003257741	57388	22,360	50,080	(27,720)	-124.0%	COPR	HORWITH	CITX300116
06/24/08	07/18/08	003257742	57389	67,800	48,960	18,840	27.8%	COPR	HORWITH	CITX300116
06/24/08	07/18/08	003257743	57390	67,300	49,320	17,980	26.7%	COPR	HORWITH	CITX300116
06/24/08	07/18/08	003257744	57391	37,680	50,300	(12,620)	-33.5%	COPR	HORWITH	CITX300116
06/24/08	07/18/08	003257745	57392	76,940	48,920	28,020	36.4%	COPR	HORWITH	NRLX527649
06/24/08	07/18/08	003257746	57393	67,640	50,520	17,120	25.3%	COPR	HORWITH	NRLX527649
06/24/08	07/18/08	003257747	57394	22,700	50,660	(27,960)	-123.2%	COPR	HORWITH	NRLX527649
06/24/08	07/18/08	003257748	57395	22,700	48,800	(26,100)	-115.0%	COPR	HORWITH	NRLX527649
06/24/08	07/18/08	003257749	57396	68,240	49,340	18,900	27.7%	COPR	HORWITH	NRLX526160
06/24/08	07/18/08	003257750	57397	68,100	49,180	18,920	27.8%	COPR	HORWITH	NRLX526160
06/24/08	07/18/08	003257751	57398	33,660	49,740	(16,080)	-47.8%	COPR	HORWITH	NRLX526160
06/24/08	07/18/08	003257752	57399	51,860	50,520	1,340	2.6%	COPR	HORWITH	CHUX223
06/24/08	07/18/08	003257753	57400	33,660	48,360	(14,700)	-43.7%	COPR	HORWITH	NRLX526160
06/24/08	07/18/08	003257754	57401	68,140	49,800	18,340	26.9%	COPR	HORWITH	CHUX223
06/24/08	07/18/08	003257755	57402	68,960	50,700	18,260	26.5%	COPR	HORWITH	CHUX223
06/24/08	07/18/08	003257756	57403	8,900	50,480	(41,580)	-467.2%	COPR	HORWITH	CHUX223
06/24/08	07/18/08	003257757	57404	47,920	50,180	(2,260)	-4.7%	COPR	HORWITH	CHUX193
06/24/08	07/18/08	003257758	57405	66,620	50,040	16,580	24.9%	COPR	HORWITH	CHUX193
06/24/08	07/30/08	003257759	57406	30,700	50,600	(19,900)	-64.8%	COPR	HORWITH	NRLX527694
06/24/08	07/18/08	003257760	57407	67,840	49,500	18,340	27.0%	COPR	HORWITH	CHUX193
06/24/08	07/18/08	003257761	57408	15,500	50,300	(34,800)	-224.5%	COPR	HORWITH	CHUX193
06/24/08	07/30/08	003257762	57409	68,260	50,420	17,840	26.1%	COPR	HORWITH	NRLX527694
06/24/08	07/30/08	003257763	57410	68,600	50,560	18,040	26.3%	COPR	HORWITH	NRLX527694
06/24/08	07/30/08	003257764	57411	30,840	49,340	(18,500)	-60.0%	COPR	HORWITH	NRLX527694
06/25/08	07/18/08	003257765	57412	28,040	48,920	(20,880)	-74.5%	COPR	HORWITH	CHUX325
06/25/08	07/18/08	003257766	57413	66,840	48,900	17,940	26.8%	COPR	HORWITH	CHUX325
06/25/08	07/18/08	003257767	57414	76,840	49,080	27,760	36.1%	COPR	HORWITH	CHUX325
06/25/08	07/18/08	003257768	57415	19,580	48,800	(29,220)	-149.2%	COPR	HORWITH	CHUX325
06/25/08	07/18/08	003257769	57416	25,660	50,080	(24,420)	-95.2%	COPR	HORWITH	DJLX98519
06/25/08	07/18/08	003257770	57417	68,380	49,920	18,460	27.0%	COPR	HORWITH	DJLX98519
06/25/08	07/18/08	003257771	57418	68,580	52,240	16,340	23.8%	COPR	HORWITH	DJLX98519
06/25/08	07/18/08	003257772	57419	40,360	52,400	(12,040)	-29.8%	COPR	HORWITH	DJLX98519
06/25/08	07/18/08	003257773	57420	19,040	52,040	(33,000)	-173.3%	COPR	HORWITH	CEFX35246
06/25/08	08/05/08	003257774	57421	50,340	49,960	380	0.8%	COPR	HORWITH	CHUX305
06/25/08	07/18/08	003257775	57422	76,880	50,860	26,020	33.8%	COPR	HORWITH	CEFX35246
06/25/08	07/18/08	003257776	57423	77,420	50,020	27,400	35.4%	COPR	HORWITH	CEFX35246
06/25/08	07/18/08	003257777	57424	26,120	51,440	(25,320)	-96.9%	COPR	HORWITH	CEFX35246
06/25/08	07/18/08	003257778	57425	23,100	48,580	(25,480)	-110.3%	COPR	HORWITH	CITX300126
06/25/08	07/18/08	003257779	57426	67,660	50,620	17,040	25.2%	COPR	HORWITH	CITX300126
06/25/08	07/18/08	003257780	57427	76,400	51,420	24,980	32.7%	COPR	HORWITH	CITX300126
06/25/08	07/18/08	003257781	57428	37,900	49,680	(11,780)	-31.1%	COPR	HORWITH	CITX300126

Honeywell

HONEYWELL SA-7 USE HAZARDOUS WASTE TRACKING (2006)										
Date Shipped	Date of Return Manifest	State Manifest	Man. Doc #	Facilty Manifest Weight (lbs)	Estimated Weight (lbs)	Manifest - Estimate (lbs)	Manifest - Estimate (%)	Material	Transporter	RAILCAR #
06/25/08	07/18/08	003257782	57429	7,640	50,640	(43,000)	-562.8%	COPR	HORWITH	CHUX275
06/25/08	07/18/08	003257783	57430	76,500	49,320	27,180	35.5%	COPR	HORWITH	CHUX275
06/25/08	07/18/08	003257784	57431	68,160	50,420	17,740	26.0%	COPR	HORWITH	CHUX275
06/25/08	07/18/08	003257785	57432	44,820	49,860	(5,040)	-11.2%	COPR	HORWITH	CHUX275
06/25/08	07/18/08	003257786	57433	50,700	49,140	1,560	3.1%	COPR	HORWITH	CITX300163
06/25/08	07/18/08	003257787	57434	75,840	49,620	26,220	34.6%	COPR	HORWITH	CITX300163
06/25/08	07/18/08	003257788	57435	34,360	50,600	(16,240)	-47.3%	COPR	HORWITH	CITX300163
06/25/08	07/18/08	003257789	57436	34,360	51,880	(17,520)	-51.0%	COPR	HORWITH	CITX300163
06/25/08	07/18/08	003257790	57437	67,980	48,900	19,080	28.1%	COPR	HORWITH	CHUX208
06/25/08	07/18/08	003257791	57438	76,880	51,080	25,800	33.6%	COPR	HORWITH	CHUX208
06/25/08	07/18/08	003257792	57439	24,820	49,860	(25,040)	-100.9%	COPR	HORWITH	CHUX208
06/25/08	07/18/08	003257793	57440	68,020	50,480	17,540	25.8%	COPR	HORWITH	CHUX222
06/25/08	07/18/08	003257794	57441	24,820	51,460	(26,640)	-107.3%	COPR	HORWITH	CHUX208
06/25/08	07/18/08	003257795	57442	68,280	50,880	17,400	25.5%	COPR	HORWITH	CHUX222
06/25/08	07/18/08	003257796	57443	33,780	49,620	(15,840)	-46.9%	COPR	HORWITH	CHUX222
06/25/08	07/18/08	003257797	57444	33,800	51,140	(17,340)	-51.3%	COPR	HORWITH	CHUX222
06/25/08	07/18/08	003257798	57445	37,880	49,640	(11,760)	-31.0%	COPR	HORWITH	CHUX318
06/25/08	07/18/08	003257799	57446	76,360	49,320	27,040	35.4%	COPR	HORWITH	CHUX318
06/25/08	07/18/08	003257800	57447	38,060	50,380	(12,320)	-32.4%	COPR	HORWITH	CHUX318
06/25/08	07/18/08	003257801	57448	38,060	50,240	(12,180)	-32.0%	COPR	HORWITH	CHUX318
06/25/08	07/18/08	003257802	57449	76,400	49,780	26,620	34.8%	COPR	HORWITH	JTLX152
06/25/08	07/18/08	003257803	57450	75,900	52,140	23,760	31.3%	COPR	HORWITH	JTLX152
06/25/08	07/18/08	003257804	57451	23,800	51,340	(27,540)	-115.7%	COPR	HORWITH	JTLX152
06/25/08	07/18/08	003257805	57452	23,800	50,040	(26,240)	-110.3%	COPR	HORWITH	JTLX152
06/25/08	08/20/08	003257806	57453	42,180	50,860	(8,680)	-20.6%	COPR	HORWITH	JTLX30119
06/25/08	08/20/08	003257807	57454	76,560	49,980	26,580	34.7%	COPR	HORWITH	JTLX30119
06/25/08	08/20/08	003257808	57455	37,860	49,560	(11,700)	-30.9%	COPR	HORWITH	JTLX30119
06/25/08	08/20/08	003257809	57456	37,880	49,920	(12,040)	-31.8%	COPR	HORWITH	JTLX30119
06/25/08	07/18/08	003257810	57457	43,600	49,660	(6,060)	-13.9%	COPR	HORWITH	JTLX30118
06/25/08	07/18/08	003257811	57458	67,720	50,140	17,580	26.0%	COPR	HORWITH	JTLX30118
06/25/08	07/18/08	003257812	57459	76,780	50,580	26,200	34.1%	COPR	HORWITH	JTLX30118
06/25/08	07/18/08	003257813	57460	8,400	49,820	(41,420)	-493.1%	COPR	HORWITH	JTLX30118
06/25/08	07/18/08	003257814	57461	29,160	50,520	(21,360)	-73.3%	COPR	HORWITH	NRLX526102
06/25/08	07/18/08	003257815	57462	76,720	51,460	25,260	32.9%	COPR	HORWITH	NRLX526102
06/25/08	07/18/08	003257816	57463	24,540	51,560	(27,020)	-110.1%	COPR	HORWITH	NRLX526102
06/25/08	07/18/08	003257817	57464	68,200	48,980	19,220	28.2%	COPR	HORWITH	NRLX526102
06/25/08	07/18/08	003257818	57465	62,560	50,660	11,900	19.0%	COPR	HORWITH	JTLX30167
06/25/08	07/18/08	003257820	57466	67,740	51,020	16,720	24.7%	COPR	HORWITH	JTLX30167
06/25/08	07/18/08	003257821	57467	34,180	51,200	(17,020)	-49.8%	COPR	HORWITH	JTLX30167
06/25/08	07/18/08	003257822	57468	34,180	49,740	(15,560)	-45.5%	COPR	HORWITH	JTLX30167
06/25/08	08/05/08	003257823	57469	67,520	50,520	17,000	25.2%	COPR	HORWITH	CHUX250
06/25/08	08/05/08	003257824	57470	67,980	51,240	16,740	24.6%	COPR	HORWITH	CHUX250
06/25/08	08/05/08	003257825	57471	77,280	52,200	25,080	32.5%	COPR	HORWITH	CHUX305
06/25/08	08/05/08	003257826	57472	33,960	50,720	(16,760)	-49.4%	COPR	HORWITH	CHUX250
06/25/08	08/05/08	003257827	57473	33,980	50,280	(16,300)	-48.0%	COPR	HORWITH	CHUX250
06/25/08	08/05/08	003257828	57474	37,880	50,560	(12,680)	-33.5%	COPR	HORWITH	CHUX305
06/25/08	08/05/08	003257829	57475	37,880	51,860	(13,980)	-36.9%	COPR	HORWITH	CHUX305
06/26/08	07/30/08	003257830	57476	20,760	48,620	(27,860)	-134.2%	COPR	HORWITH	NRLX527552
06/26/08	07/30/08	003257831	57477	76,960	48,520	28,440	37.0%	COPR	HORWITH	NRLX527552
06/26/08	07/30/08	003257832	57478	77,040	49,520	27,520	35.7%	COPR	HORWITH	NRLX527552
06/26/08	08/05/08	003257833	57479	67,300	49,480	17,820	26.5%	COPR	HORWITH	CEFX35244
06/26/08	07/30/08	003257834	57480	17,700	49,060	(31,360)	-177.2%	COPR	HORWITH	NRLX527552
06/26/08	08/05/08	003257835	57481	76,880	49,620	27,260	35.5%	COPR	HORWITH	CEFX35244
06/26/08	08/05/08	003257836	57482	27,720	50,680	(22,960)	-82.8%	COPR	HORWITH	CEFX35244
06/26/08	08/05/08	003257837	57483	27,720	51,640	(23,920)	-86.3%	COPR	HORWITH	CEFX35244
06/26/08	07/18/08	003257838	57484	34,720	50,040	(15,320)	-44.1%	COPR	HORWITH	CHUX111
06/26/08	07/18/08	003257839	57485	68,220	49,700	18,520	27.1%	COPR	HORWITH	CHUX111
06/26/08	07/18/08	003257840	57486	67,200	49,400	17,800	26.5%	COPR	HORWITH	CHUX111
06/26/08	07/18/08	003257841	57487	24,660	50,180	(25,520)	-103.5%	COPR	HORWITH	CHUX111
06/26/08	07/18/08	003257842	57488	30,920	50,240	(19,320)	-62.5%	COPR	HORWITH	CHUX132
06/26/08	07/18/08	003257843	57489	67,060	50,500	16,560	24.7%	COPR	HORWITH	CHUX132
06/26/08	07/18/08	003257844	57490	67,400	50,860	16,540	24.5%	COPR	HORWITH	CHUX132
06/26/08	07/18/08	003257845	57491	67,460	49,760	17,700	26.2%	COPR	HORWITH	CHUX170
06/26/08	07/18/08	003257846	57492	12,880	49,620	(36,740)	-285.2%	COPR	HORWITH	CHUX170
06/26/08	07/18/08	003257847	57493	46,360	50,180	(3,820)	-8.2%	COPR	HORWITH	CHUX170
06/26/08	07/18/08	003257848	57494	33,340	50,920	(17,580)	-52.7%	COPR	HORWITH	CHUX132
06/26/08	07/18/08	003257849	57495	68,160	49,740	18,420	27.0%	COPR	HORWITH	CHUX170
06/26/08	07/18/08	003257850	57496	67,560	48,080	19,480	28.8%	COPR	HORWITH	CHUX225
06/26/08	07/18/08	003257851	57497	27,480	48,040	(20,560)	-74.8%	COPR	HORWITH	CHUX225
06/26/08	07/18/08	003257852	57498	67,780	48,000	19,780	29.2%	COPR	HORWITH	CHUX225
06/26/08	07/18/08	003257853	57499	27,480	48,060	(20,580)	-74.9%	COPR	HORWITH	CHUX225
06/26/08	08/05/08	003257854	57500	46,260	49,660	(3,400)	-7.3%	COPR	HORWITH	CITX300102
06/26/08	08/05/08	003257855	57501	76,560	50,300	26,260	34.3%	COPR	HORWITH	CITX300102
06/26/08	08/05/08	003257856	57502	21,920	49,180	(27,260)	-124.4%	COPR	HORWITH	CITX300121

Honeywell

HONEYWELL SA-7 USE HAZARDOUS WASTE TRACKING (2006)										
Date Shipped	Date of Return Manifest	State Manifest	Man. Doc #	Facilty Manifest Weight (lbs)	Estimated Weight (lbs)	Manifest - Estimate (lbs)	Manifest - Estimate (%)	Material	Transporter	RAILCAR #
06/26/08	08/05/08	003257857	57503	38,760	49,660	(10,900)	-28.1%	COPR	HORWITH	CITX300102
06/26/08	08/05/08	003257858	57504	38,740	50,540	(11,800)	-30.5%	COPR	HORWITH	CITX300102
06/26/08	08/05/08	003257859	57505	68,280	50,300	17,980	26.3%	COPR	HORWITH	CITX300121
06/26/08	08/05/08	003257860	57506	21,940	49,580	(27,640)	-126.0%	COPR	HORWITH	CITX300121
06/26/08	08/05/08	003257861	57507	77,220	50,160	27,060	35.0%	COPR	HORWITH	CITX300121
06/26/08	08/05/08	003257862	57508	68,180	49,660	18,520	27.2%	COPR	HORWITH	CEFX35837
06/26/08	08/05/08	003257863	57509	68,120	49,600	18,520	27.2%	COPR	HORWITH	CEFX35837
06/26/08	08/05/08	003257864	57510	28,660	49,780	(21,120)	-73.7%	COPR	HORWITH	CEFX35837
06/26/08	08/05/08	003257865	57511	28,640	49,440	(20,800)	-72.6%	COPR	HORWITH	CEFX35837
06/26/08	07/30/08	003257866	57512	47,680	49,780	(2,100)	-4.4%	COPR	HORWITH	JTLX86
06/26/08	07/30/08	003257867	57513	76,840	51,240	25,600	33.3%	COPR	HORWITH	JTLX86
06/26/08	07/30/08	003257868	57514	37,880	49,500	(11,620)	-30.7%	COPR	HORWITH	JTLX86
06/26/08	07/30/08	003257869	57515	37,900	51,340	(13,440)	-35.5%	COPR	HORWITH	JTLX86
06/26/08	07/30/08	003257870	57516	38,000	50,900	(12,900)	-33.9%	COPR	HORWITH	NRLX528010
06/26/08	07/30/08	003257871	57517	76,840	51,860	24,980	32.5%	COPR	HORWITH	NRLX528010
06/26/08	07/30/08	003257872	57518	38,440	50,760	(12,320)	-32.0%	COPR	HORWITH	NRLX528010
06/26/08	07/30/08	003257873	57519	38,440	49,960	(11,520)	-30.0%	COPR	HORWITH	NRLX528010
06/26/08	07/18/08	003257874	57520	67,740	50,840	16,900	24.9%	COPR	HORWITH	CHUX226
06/26/08	07/18/08	003257875	57521	66,660	51,040	15,620	23.4%	COPR	HORWITH	CHUX226
06/26/08	07/18/08	003257876	57522	33,800	50,680	(16,880)	-49.9%	COPR	HORWITH	CHUX226
06/26/08	07/18/08	003257877	57523	33,800	51,140	(17,340)	-51.3%	COPR	HORWITH	CHUX226
06/26/08	07/18/08	003257878	57524	59,540	51,320	8,220	13.8%	COPR	HORWITH	NRLX526033
06/26/08	07/18/08	003257879	57525	67,240	51,160	16,080	23.9%	COPR	HORWITH	NRLX526033
06/26/08	07/18/08	003257880	57526	10,320	51,680	(41,360)	-400.8%	COPR	HORWITH	NRLX526033
06/26/08	07/18/08	003257881	57527	38,480	50,120	(11,640)	-30.2%	COPR	HORWITH	NRLX526033
06/26/08	07/18/08	003257882	57528	38,480	50,660	(12,180)	-31.7%	COPR	HORWITH	CEFX35821
06/26/08	07/18/08	003257883	57529	52,400	51,120	1,280	2.4%	COPR	HORWITH	CEFX35821
06/26/08	07/18/08	003257884	57530	68,420	52,480	15,940	23.3%	COPR	HORWITH	CEFX35821
06/26/08	07/18/08	003257885	57531	72,560	52,140	20,420	28.1%	COPR	HORWITH	CEFX35821
06/26/08	07/18/08	003257886	57532	67,800	51,480	16,320	24.1%	COPR	HORWITH	CEFX35237
06/26/08	07/18/08	003257887	57533	68,160	50,420	17,740	26.0%	COPR	HORWITH	CEFX35237
06/26/08	07/18/08	003257888	57534	29,260	49,640	(20,380)	-69.7%	COPR	HORWITH	CEFX35237
06/26/08	07/18/08	003257889	57535	29,260	50,400	(21,140)	-72.2%	COPR	HORWITH	CEFX35237
06/26/08	07/30/08	003257890	57536	24,680	50,860	(26,180)	-106.1%	COPR	HORWITH	NRLX526011
06/26/08	07/30/08	003257891	57537	68,200	48,960	19,240	28.2%	COPR	HORWITH	NRLX526011
06/26/08	07/30/08	003257892	57538	36,100	49,380	(13,280)	-36.8%	COPR	HORWITH	NRLX526011
06/26/08	07/30/08	003257893	57539	66,180	48,580	17,600	26.6%	COPR	HORWITH	NRLX526011
06/27/08	07/30/08	003257894	57540	49,520	51,020	(1,500)	-3.0%	COPR	HORWITH	JTLX30124
06/27/08	07/30/08	003257895	57541	67,500	49,500	18,000	26.7%	COPR	HORWITH	JTLX30124
06/27/08	07/30/08	003257896	57542	67,520	50,920	16,600	24.6%	COPR	HORWITH	JTLX30124
06/27/08	07/30/08	003257897	57543	18,160	51,160	(33,000)	-181.7%	COPR	HORWITH	JTLX30124
06/27/08	07/30/08	003257898	57544	41,140	49,880	(8,740)	-21.2%	COPR	HORWITH	JTLX234
06/27/08	07/30/08	003257899	57545	67,760	49,740	18,020	26.6%	COPR	HORWITH	JTLX234
06/27/08	07/30/08	003257900	57546	68,240	49,660	18,580	27.2%	COPR	HORWITH	JTLX234
06/27/08	07/30/08	003257901	57547	19,260	48,920	(29,660)	-154.0%	COPR	HORWITH	JTLX234
06/27/08	08/05/08	003257902	57548	40,760	51,700	(10,940)	-26.8%	COPR	HORWITH	NDYX320437
06/27/08	08/05/08	003257903	57549	66,600	50,720	15,880	23.8%	COPR	HORWITH	NDYX320437
06/27/08	08/05/08	003257904	57550	66,300	50,640	15,660	23.6%	COPR	HORWITH	NDYX320437
06/27/08	08/05/08	003257905	57551	27,440	49,440	(22,000)	-80.2%	COPR	HORWITH	NDYX320437
06/27/08	07/30/08	003257906	57552	27,100	50,040	(22,940)	-84.6%	COPR	HORWITH	NRLX526288
06/27/08	07/30/08	003257907	57553	68,980	48,320	20,660	30.0%	COPR	HORWITH	NRLX526288
06/27/08	07/30/08	003257908	57554	68,720	50,500	18,220	26.5%	COPR	HORWITH	NRLX526288
06/27/08	07/30/08	003257909	57555	32,000	51,280	(19,280)	-60.3%	COPR	HORWITH	NRLX526288
06/27/08	08/05/08	003257910	57556	76,300	48,460	27,840	36.5%	COPR	HORWITH	CHUX312
06/27/08	07/30/08	003257911	57557	31,420	48,080	(16,660)	-53.0%	COPR	HORWITH	JTLX105
06/27/08	08/05/08	003257912	57558	15,520	48,500	(32,980)	-212.5%	COPR	HORWITH	CHUX312
06/27/08	08/05/08	003257913	57559	76,300	48,740	27,560	36.1%	COPR	HORWITH	CHUX312
06/27/08	08/05/08	003257914	57560	15,540	48,080	(32,540)	-209.4%	COPR	HORWITH	CHUX312
06/27/08	08/05/08	003257915	57561	19,420	48,500	(29,080)	-149.7%	COPR	HORWITH	CHUX173
06/27/08	08/05/08	003257916	57562	67,920	50,120	17,800	26.2%	COPR	HORWITH	CHUX173
06/27/08	08/05/08	003257917	57563	69,160	49,460	19,700	28.5%	COPR	HORWITH	CHUX173
06/27/08	08/05/08	003257918	57564	40,640	51,160	(10,520)	-25.9%	COPR	HORWITH	CHUX173
06/27/08	07/30/08	003257919	57565	6,780	50,560	(43,780)	-645.7%	COPR	HORWITH	JTLX30104
06/27/08	07/30/08	003257920	57566	76,400	48,960	27,440	35.9%	COPR	HORWITH	JTLX30104
06/27/08	07/30/08	003257921	57567	66,920	50,880	16,040	24.0%	COPR	HORWITH	JTLX30104
06/27/08	07/30/08	003257922	57568	46,540	50,900	(4,360)	-9.4%	COPR	HORWITH	JTLX30104
06/27/08	07/30/08	003257923	57569	29,600	49,140	(19,540)	-66.0%	COPR	HORWITH	JTLX105
06/27/08	07/30/08	003257924	57570	68,040	49,640	18,400	27.0%	COPR	HORWITH	JTLX105
06/27/08	07/30/08	003257925	57571	67,380	49,780	17,600	26.1%	COPR	HORWITH	7/30/2008
06/27/08	08/05/08	003257926	57572	61,140	49,580	11,560	18.9%	COPR	HORWITH	CHUX272
06/27/08	08/05/08	003257927	57573	67,460	49,280	18,180	26.9%	COPR	HORWITH	CHUX272
06/27/08	08/05/08	003257928	57574	33,240	48,720	(15,480)	-46.6%	COPR	HORWITH	CHUX272
06/27/08	08/05/08	003257929	57575	33,220	50,580	(17,360)	-52.3%	COPR	HORWITH	CHUX272
06/27/08	07/30/08	003257930	57576	23,000	50,880	(27,880)	-121.2%	COPR	HORWITH	JTLX273

Honeywell

HONEYWELL SA-7 USE HAZARDOUS WASTE TRACKING (2006)										
Date Shipped	Date of Return Manifest	State Manifest	Man. Doc #	Facilty Manifest Weight (lbs)	Estimated Weight (lbs)	Manifest - Estimate (lbs)	Manifest - Estimate (%)	Material	Transporter	RAILCAR #
06/27/08	07/30/08	003257931	57577	67,620	49,340	18,280	27.0%	COPR	HORWITH	JTLX273
06/27/08	07/30/08	003257932	57578	66,620	49,920	16,700	25.1%	COPR	HORWITH	JTLX273
06/27/08	07/30/08	003257933	57579	37,680	51,120	(13,440)	-35.7%	COPR	HORWITH	JTLX273
06/27/08	08/05/08	003257934	57580	61,720	51,820	9,900	16.0%	COPR	HORWITH	CEFX35799
06/27/08	08/05/08	003257935	57581	76,020	50,140	25,880	34.0%	COPR	HORWITH	CEFX35799
06/27/08	08/05/08	003257936	57582	30,500	50,000	(19,500)	-63.9%	COPR	HORWITH	CEFX35799
06/27/08	08/05/08	003257937	57583	30,520	50,260	(19,740)	-64.7%	COPR	HORWITH	CEFX35799
06/27/08	08/05/08	003257938	57584	13,700	49,800	(36,100)	-263.5%	COPR	HORWITH	CEFX35839
06/27/08	08/05/08	003257939	57585	68,560	50,320	18,240	26.6%	COPR	HORWITH	CEFX35839
06/27/08	08/05/08	003257940	57586	67,800	50,080	17,720	26.1%	COPR	HORWITH	CEFX35839
06/27/08	08/05/08	003257941	57587	47,520	49,720	(2,200)	-4.6%	COPR	HORWITH	CEFX35839
06/27/08	08/05/08	003257942	57588	36,460	48,840	(12,380)	-34.0%	COPR	HORWITH	CHUX283
06/27/08	08/05/08	003257943	57589	76,280	50,440	25,840	33.9%	COPR	HORWITH	CHUX283
06/27/08	08/05/08	003257944	57590	75,440	49,160	26,280	34.8%	COPR	HORWITH	CHUX283
06/27/08	07/30/08	003257945	57591	36,900	49,900	(13,000)	-35.2%	COPR	HORWITH	JTLX30160
06/27/08	08/05/08	003257946	57592	14,480	51,980	(37,500)	-259.0%	COPR	HORWITH	CHUX283
06/27/08	07/30/08	003257947	57593	67,740	51,960	15,780	23.3%	COPR	HORWITH	JTLX30160
06/27/08	07/30/08	003257948	57594	68,820	50,760	18,060	26.2%	COPR	HORWITH	JTLX30160
06/27/08	07/30/08	003257949	57595	27,160	51,220	(24,060)	-88.6%	COPR	HORWITH	JTLX30160
06/27/08	08/05/08	003257950	57596	68,060	49,120	18,940	27.8%	COPR	HORWITH	CHUX288
06/27/08	08/05/08	003257951	57597	66,420	51,580	14,840	22.3%	COPR	HORWITH	CHUX288
06/27/08	07/18/08	003257952	57598	60,600	50,240	10,360	17.1%	COPR	HORWITH	CHUX296
06/27/08	08/05/08	003257953	57599	33,560	52,380	(18,820)	-56.1%	COPR	HORWITH	CHUX288
06/27/08	08/05/08	003257954	57600	33,560	49,400	(15,840)	-47.2%	COPR	HORWITH	CHUX288
06/27/08	07/18/08	003257955	57601	67,400	50,380	17,020	25.3%	COPR	HORWITH	CHUX296
06/27/08	07/18/08	003257956	57602	38,300	49,320	(11,020)	-28.8%	COPR	HORWITH	CHUX296
06/30/08	08/05/08	003257957	57603	37,740	50,160	(12,420)	-32.9%	COPR	HORWITH	CITX300113
06/30/08	08/05/08	003257958	57604	38,940	48,580	(9,640)	-24.8%	COPR	HORWITH	CITX300113
06/30/08	08/05/08	003257959	57605	77,460	50,060	27,400	35.4%	COPR	HORWITH	CITX300113
06/30/08	07/18/08	003257960	57606	38,300	50,080	(11,780)	-30.8%	COPR	HORWITH	CHUX296
06/30/08	08/05/08	003257961	57607	37,540	48,420	(10,880)	-29.0%	COPR	HORWITH	CITX300113
06/30/08	07/30/08	003257962	57608	49,960	49,400	560	1.1%	COPR	HORWITH	JTLX30122
06/30/08	07/30/08	003257963	57609	67,600	50,260	17,340	25.7%	COPR	HORWITH	JTLX30122
06/30/08	07/30/08	003257964	57610	76,500	49,660	26,840	35.1%	COPR	HORWITH	JTLX30122
06/30/08	07/30/08	003257965	57611	6,080	51,960	(45,880)	-754.6%	COPR	HORWITH	JTLX30122
06/30/08	07/30/08	003257966	57612	76,000	49,860	26,140	34.4%	COPR	HORWITH	NRLX527465
06/30/08	07/30/08	003257967	57613	37,740	51,120	(13,380)	-35.5%	COPR	HORWITH	NRLX527465
06/30/08	07/30/08	003257968	57614	68,240	49,760	18,480	27.1%	COPR	HORWITH	NRLX527465
06/30/08	07/30/08	003257969	57615	18,480	48,680	(30,200)	-163.4%	COPR	HORWITH	NRLX527465
06/30/08	07/30/08	003257970	57616	77,060	50,740	26,320	34.2%	COPR	HORWITH	NRLX526018
06/30/08	07/30/08	003257971	57617	76,160	51,260	24,900	32.7%	COPR	HORWITH	NRLX526018
06/30/08	07/30/08	003257972	57618	19,640	48,780	(29,140)	-148.4%	COPR	HORWITH	NRLX526018
06/30/08	07/30/08	003257973	57619	19,620	49,480	(29,860)	-152.2%	COPR	HORWITH	NRLX526018
06/30/08	08/05/08	003257974	57620	23,040	50,660	(27,620)	-119.9%	COPR	HORWITH	CHUX195
06/30/08	08/05/08	003257975	57621	68,600	50,500	18,100	26.4%	COPR	HORWITH	CHUX195
06/30/08	08/05/08	003257976	57622	30,880	49,220	(18,340)	-59.4%	COPR	HORWITH	CHUX195
06/30/08	08/05/08	003257977	57623	69,920	49,220	20,700	29.6%	COPR	HORWITH	CHUX204
06/30/08	08/05/08	003257978	57624	68,560	49,140	19,420	28.3%	COPR	HORWITH	CHUX195
06/30/08	08/05/08	003257979	57625	76,820	51,760	25,060	32.6%	COPR	HORWITH	CHUX204
06/30/08	08/05/08	003257980	57626	26,880	51,100	(24,220)	-90.1%	COPR	HORWITH	CHUX204
06/30/08	08/05/08	003257981	57627	26,880	50,260	(23,380)	-87.0%	COPR	HORWITH	CHUX204
06/30/08	07/18/08	003257982	57628	36,040	49,500	(13,460)	-37.3%	COPR	HORWITH	NRLX527563
06/30/08	07/18/08	003257983	57629	68,620	49,280	19,340	28.2%	COPR	HORWITH	NRLX527563
06/30/08	07/18/08	003257984	57630	20,280	48,700	(28,420)	-140.1%	COPR	HORWITH	NRLX527563
06/30/08	07/18/08	003257985	57631	74,920	50,820	24,100	32.2%	COPR	HORWITH	NRLX527563
06/30/08	08/05/08	003257986	57632	67,640	48,820	18,820	27.8%	COPR	HORWITH	CHUX215
06/30/08	08/05/08	003257987	57633	67,180	51,200	15,980	23.8%	COPR	HORWITH	CHUX215
06/30/08	08/05/08	003257988	57634	33,940	51,380	(17,440)	-51.4%	COPR	HORWITH	CHUX215
06/30/08	08/05/08	003257989	57635	33,920	48,580	(14,660)	-43.2%	COPR	HORWITH	CHUX215
06/30/08	08/05/08	003257991	57636	12,360	48,700	(36,340)	-294.0%	COPR	HORWITH	CEFX35243
06/30/08	08/05/08	003257992	57637	67,380	50,480	16,900	25.1%	COPR	HORWITH	CEFX35243
06/30/08	08/05/08	003257993	57638	67,260	50,520	16,740	24.9%	COPR	HORWITH	CEFX35243
06/30/08	08/05/08	003257994	57639	54,780	49,540	5,240	9.6%	COPR	HORWITH	CEFX35243
06/30/08	07/18/08	003257995	57640	68,420	50,860	17,560	25.7%	COPR	HORWITH	JTLX30139
06/30/08	07/18/08	003257996	57641	67,460	48,980	18,480	27.4%	COPR	HORWITH	JTLX30139
06/30/08	07/18/08	003257997	57642	30,380	50,820	(20,440)	-67.3%	COPR	HORWITH	JTLX30139
06/30/08	07/18/08	003257998	57643	30,380	51,040	(20,660)	-68.0%	COPR	HORWITH	JTLX30139
06/30/08	07/18/08	003257999	57644	26,740	52,000	(25,260)	-94.5%	COPR	HORWITH	NRLX526063
06/30/08	07/18/08	003258000	57645	68,580	51,360	17,220	25.1%	COPR	HORWITH	NRLX526063
06/30/08	07/18/08	003258001	57646	68,400	50,840	17,560	25.7%	COPR	HORWITH	NRLX526063
06/30/08	07/18/08	003258002	57647	31,960	50,280	(18,320)	-57.3%	COPR	HORWITH	NRLX526063
06/30/08	07/30/08	003258003	57648	66,460	49,800	16,660	25.1%	COPR	HORWITH	NRLX527077
06/30/08	07/30/08	003258004	57649	67,400	50,720	16,680	24.7%	COPR	HORWITH	NRLX527077
06/30/08	07/30/08	003258005	57650	33,540	52,060	(18,520)	-55.2%	COPR	HORWITH	NRLX527077

HONEYWELL SA-7 USE HAZARDOUS WASTE TRACKING (2006)										
Date Shipped	**Date of Return Manifest**	**State Manifest**	**Man. Doc #**	**Facilty Manifest Weight (lbs)**	**Estimated Weight (lbs)**	**Manifest - Estimate (lbs)**	**Manifest - Estimate (%)**	**Material**	**Transporter**	**RAILCAR #**
06/30/08	07/30/08	003258006	57651	33,540	51,440	(17,900)	-53.4%	COPR	HORWITH	NRLX527077
06/30/08	07/30/08	003258007	57652	68,120	52,040	16,080	23.6%	COPR	HORWITH	JTLX239
06/30/08	07/30/08	003258008	57653	67,440	51,700	15,740	23.3%	COPR	HORWITH	JTLX239
06/30/08	07/30/08	003258010	57654	33,720	50,500	(16,780)	-49.8%	COPR	HORWITH	JTLX239
06/30/08	07/30/08	003258011	57655	33,720	50,920	(17,200)	-51.0%	COPR	HORWITH	JTLX239
06/30/08	07/18/08	003258012	57656	15,180	49,240	(34,060)	-224.4%	COPR	HORWITH	CHUX156
06/30/08	07/18/08	003258013	57657	67,520	52,400	15,120	22.4%	COPR	HORWITH	CHUX156
06/30/08	07/30/08	003258014	57658	9,380	50,300	(40,920)	-436.2%	COPR	HORWITH	NRLX527551
06/30/08	07/18/08	003258015	57659	47,320	51,960	(4,640)	-9.8%	COPR	HORWITH	CHUX156
06/30/08	07/18/08	003258016	57660	67,960	52,080	15,880	23.4%	COPR	HORWITH	CHUX156
06/30/08	07/30/08	003258017	57661	67,800	51,440	16,360	24.1%	COPR	HORWITH	NRLX527551
06/30/08	07/30/08	003258018	57662	66,480	51,420	15,060	22.7%	COPR	HORWITH	NRLX527551
06/30/08	07/30/08	003258019	57663	68,360	51,500	16,860	24.7%	COPR	HORWITH	NRLX527827
06/30/08	07/30/08	003258020	57664	56,320	50,560	5,760	10.2%	COPR	HORWITH	NRLX527551
06/30/08	07/30/08	003258022	57665	28,820	50,800	(21,980)	-76.3%	COPR	HORWITH	NRLX527827
06/30/08	07/30/08	003258023	57666	28,820	50,380	(21,560)	-74.8%	COPR	HORWITH	NRLX527827
06/30/08	07/30/08	003258024	57667	68,600	50,120	18,480	26.9%	COPR	HORWITH	NRLX527827

07/06/83	**SITE TONS (Month)**	**JUN SUB-TOTAL:**	59,773,740	61,006,020	(1,232,280)	-2.06%
10/27/29	**TONS (Site)**	**CUMULATIVE TOTAL:**	382,259,720	387,030,880	(4,771,160)	-1.25%
04/16/23	**TONS (Facility)**	**CUMULATIVE TOTAL:**	382,259,720	387,030,880	(4,771,160)	-1.25%

07/01/08	07/30/08	003258025	57668	44,980	49,460	(4,480)	-10.0%	COPR	HORWITH	NRLX585674
07/01/08	07/30/08	003258026	57669	75,800	50,200	25,600	33.8%	COPR	HORWITH	NRLX585674
07/01/08	07/30/08	003258027	57670	38,420	50,180	(11,760)	-30.6%	COPR	HORWITH	NRLX585674
07/01/08	07/30/08	003258028	57671	39,280	49,420	(10,140)	-25.8%	COPR	HORWITH	JTLX30111
07/01/08	07/30/08	003258029	57672	38,400	49,720	(11,320)	-29.5%	COPR	HORWITH	NRLX585674
07/01/08	07/30/08	003258030	57673	68,780	50,900	17,880	26.0%	COPR	HORWITH	JTLX30111
07/01/08	07/30/08	003258031	57674	66,840	50,100	16,740	25.0%	COPR	HORWITH	JTLX30111
07/01/08	07/30/08	003258032	57675	24,740	50,880	(26,140)	-105.7%	COPR	HORWITH	JTLX30111
07/01/08	07/30/08	003258033	57676	30,800	51,540	(20,740)	-67.3%	COPR	HORWITH	NRLX527842
07/01/08	07/30/08	003258034	57677	67,320	50,520	16,800	25.0%	COPR	HORWITH	NRLX527842
07/01/08	07/30/08	003258035	57678	29,620	48,220	(18,600)	-62.8%	COPR	HORWITH	NRLX527842
07/01/08	07/30/08	003258036	57679	68,360	49,320	19,040	27.9%	COPR	HORWITH	NRLX527842
07/01/08	07/30/08	003258037	57680	26,420	50,500	(24,080)	-91.1%	COPR	HORWITH	NRLX528356
07/01/08	07/30/08	003258038	57681	66,440	49,820	16,620	25.0%	COPR	HORWITH	NRLX528356
07/01/08	07/30/08	003258039	57682	67,640	50,940	16,700	24.7%	COPR	HORWITH	NRLX528356
07/01/08	07/30/08	003258040	57683	37,640	49,180	(11,540)	-30.7%	COPR	HORWITH	NRLX528356
07/01/08	08/05/08	003258041	57684	19,920	49,500	(29,580)	-148.5%	COPR	HORWITH	CITX300115
07/01/08	08/05/08	003258042	57685	68,200	51,720	16,480	24.2%	COPR	HORWITH	CITX300115
07/01/08	08/05/08	003258043	57686	66,600	49,620	16,980	25.5%	COPR	HORWITH	CITX300115
07/01/08	08/05/08	003258044	57687	39,620	48,000	(8,380)	-21.2%	COPR	HORWITH	CITX300115
07/01/08	07/30/08	003258045	57688	12,120	50,600	(38,480)	-317.5%	COPR	HORWITH	JTLX30131
07/01/08	07/30/08	003258046	57689	67,240	49,400	17,840	26.5%	COPR	HORWITH	JTLX30131
07/01/08	07/30/08	003258047	57690	67,860	48,620	19,240	28.4%	COPR	HORWITH	JTLX30131
07/01/08	07/30/08	003258048	57691	48,760	51,240	(2,480)	-5.1%	COPR	HORWITH	JTLX30131
07/01/08	07/30/08	003258049	57692	67,040	51,780	15,260	22.8%	COPR	HORWITH	JTLX276
07/01/08	07/30/08	003258050	57693	12,820	50,380	(37,560)	-293.0%	COPR	HORWITH	JTLX276
07/01/08	07/30/08	003258051	57694	68,060	50,520	17,540	25.8%	COPR	HORWITH	JTLX276
07/01/08	07/30/08	003258052	57695	50,260	48,920	1,340	2.7%	COPR	HORWITH	JTLX276
07/01/08	08/05/08	003258053	57696	66,440	50,920	15,520	23.4%	COPR	HORWITH	CITX300112
07/01/08	08/05/08	003258054	57697	33,520	51,040	(17,520)	-52.3%	COPR	HORWITH	CITX300112
07/01/08	08/05/08	003258055	57698	67,320	49,700	17,620	26.2%	COPR	HORWITH	CITX300112
07/01/08	08/05/08	003258056	57699	31,240	49,700	(18,460)	-59.1%	COPR	HORWITH	CITX300112
07/01/08	07/30/08	003258057	57700	66,380	48,520	17,860	26.9%	COPR	HORWITH	NRLX526008
07/01/08	07/30/08	003258058	57701	67,800	48,480	19,320	28.5%	COPR	HORWITH	NRLX526008
07/01/08	07/30/08	003258059	57702	27,360	48,160	(20,800)	-76.0%	COPR	HORWITH	NRLX526008
07/01/08	07/30/08	003258060	57703	52,940	50,120	2,820	5.3%	COPR	HORWITH	NRLX525049
07/01/08	07/30/08	003258061	57704	27,340	48,020	(20,680)	-75.6%	COPR	HORWITH	NRLX526008
07/01/08	08/05/08	003258062	57705	68,900	48,740	20,160	29.3%	COPR	HORWITH	CITX300114
07/01/08	08/05/08	003258063	57706	67,120	51,440	15,680	23.4%	COPR	HORWITH	CITX300114
07/01/08	08/05/08	003258064	57707	33,380	52,520	(19,140)	-57.3%	COPR	HORWITH	CITX300114
07/01/08	08/05/08	003258065	57708	33,380	51,900	(18,520)	-55.5%	COPR	HORWITH	CITX300114
07/01/08	07/30/08	003258066	57709	23,320	50,940	(27,620)	-118.4%	COPR	HORWITH	NRLX525049
07/01/08	07/30/08	003258067	57710	68,520	48,760	19,760	28.8%	COPR	HORWITH	NRLX525049
07/01/08	07/30/08	003258068	57711	53,260	51,500	1,760	3.3%	COPR	HORWITH	NRLX525049
07/01/08	08/05/08	003258069	57712	68,440	50,120	18,320	26.8%	COPR	HORWITH	CHUX242
07/01/08	08/05/08	003258070	57713	45,960	51,180	(5,220)	-11.4%	COPR	HORWITH	CHUX242
07/01/08	08/05/08	003258071	57714	67,300	51,000	16,300	24.2%	COPR	HORWITH	CHUX242
07/01/08	08/05/08	003258072	57715	16,720	49,620	(32,900)	-196.8%	COPR	HORWITH	CHUX242
07/01/08	08/05/08	003258073	57716	42,100	49,880	(7,780)	-18.5%	COPR	HORWITH	CITX300106
07/01/08	08/05/08	003258074	57717	67,580	51,880	15,700	23.2%	COPR	HORWITH	CITX300106
07/01/08	08/05/08	003258075	57718	68,240	51,400	16,840	24.7%	COPR	HORWITH	CITX300106
07/01/08	08/05/08	003258076	57719	21,640	49,200	(27,560)	-127.4%	COPR	HORWITH	CITX300106

Honeywell

HONEYWELL SA-7 USE HAZARDOUS WASTE TRACKING (2006)										
Date Shipped	Date of Return Manifest	State Manifest	Man. Doc #	Facilty Manifest Weight (lbs)	Estimated Weight (lbs)	Manifest - Estimate (lbs)	Manifest - Estimate (%)	Material	Transporter	RAILCAR #
07/01/08	08/05/08	003258077	57720	12,880	48,720	(35,840)	-278.3%	COPR	HORWITH	CHUX125
07/01/08	08/05/08	003258078	57721	77,120	50,600	26,520	34.4%	COPR	HORWITH	CHUX125
07/01/08	08/05/08	003258079	57722	76,660	51,280	25,380	33.1%	COPR	HORWITH	CHUX125
07/01/08	07/30/08	003258080	57723	44,960	50,120	(5,160)	-11.5%	COPR	HORWITH	NRLX526085
07/01/08	08/05/08	003258081	57724	31,260	49,860	(18,600)	-59.5%	COPR	HORWITH	CHUX125
07/01/08	07/30/08	003258082	57725	16,640	50,640	(34,000)	-204.3%	COPR	HORWITH	NRLX526085
07/01/08	07/30/08	003258083	57726	68,240	49,900	18,340	26.9%	COPR	HORWITH	NRLX526085
07/01/08	08/05/08	003258084	57727	18,600	52,140	(33,540)	-180.3%	COPR	HORWITH	CHUX198
07/01/08	07/30/08	003258085	57728	67,900	51,100	16,800	24.7%	COPR	HORWITH	NRLX526085
07/01/08	08/05/08	003258086	57729	64,920	52,120	12,800	19.7%	COPR	HORWITH	CHUX198
07/01/08	08/05/08	003258087	57730	68,960	51,340	17,620	25.6%	COPR	HORWITH	CHUX198
07/01/08	08/05/08	003258088	57731	49,920	50,720	(800)	-1.6%	COPR	HORWITH	CHUX198
07/02/08	08/19/08	003258090	57732	55,480	50,620	4,860	8.8%	COPR	HORWITH	CHUX290
07/02/08	08/19/08	003258091	57733	68,140	50,060	18,080	26.5%	COPR	HORWITH	CHUX290
07/02/08	08/19/08	003258092	57734	67,540	50,400	17,140	25.4%	COPR	HORWITH	CHUX290
07/02/08	08/19/08	003258093	57735	8,100	51,540	(43,440)	-536.3%	COPR	HORWITH	CHUX290
07/02/08	08/05/08	003258094	57736	46,480	49,140	(2,660)	-5.7%	COPR	HORWITH	CHUX237
07/02/08	08/05/08	003258095	57737	67,280	49,720	17,560	26.1%	COPR	HORWITH	CHUX237
07/02/08	08/05/08	003258096	57738	76,140	51,340	24,800	32.6%	COPR	HORWITH	CHUX237
07/02/08	08/05/08	003258097	57739	9,160	51,680	(42,520)	-464.2%	COPR	HORWITH	CHUX237
07/02/08	07/30/08	003258098	57740	25,960	52,040	(26,080)	-100.5%	COPR	HORWITH	JTLX80
07/02/08	08/05/08	003258099	57741	8,380	51,260	(42,880)	-511.7%	COPR	HORWITH	CEFX35798
07/02/08	08/05/08	003258100	57742	67,160	50,940	16,220	24.2%	COPR	HORWITH	CEFX35798
07/02/08	08/05/08	003258101	57743	76,340	51,880	24,460	32.0%	COPR	HORWITH	CEFX35798
07/02/08	08/05/08	003258102	57744	50,400	51,380	(980)	-1.9%	COPR	HORWITH	CEFX35798
07/02/08	07/30/08	003258103	57745	62,120	50,280	11,840	19.1%	COPR	HORWITH	JTLX30106
07/02/08	07/30/08	003258104	57746	68,160	50,960	17,200	25.2%	COPR	HORWITH	JTLX30106
07/02/08	07/30/08	003258105	57747	33,920	50,420	(16,500)	-48.6%	COPR	HORWITH	JTLX30106
07/02/08	07/30/08	003258106	57748	33,920	49,560	(15,640)	-46.1%	COPR	HORWITH	JTLX30106
07/02/08	08/05/08	003258107	57749	29,760	49,120	(19,360)	-65.1%	COPR	HORWITH	CHUX291
07/02/08	08/05/08	003258108	57750	75,880	48,800	27,080	35.7%	COPR	HORWITH	CHUX291
07/02/08	08/05/08	003258109	57751	76,600	50,900	25,700	33.6%	COPR	HORWITH	CHUX291
07/02/08	08/05/08	003258110	57752	13,640	49,140	(35,500)	-260.3%	COPR	HORWITH	CHUX291
07/02/08	08/05/08	003258111	57753	60,260	51,060	9,200	15.3%	COPR	HORWITH	CHUX201
07/02/08	08/05/08	003258112	57754	67,680	50,640	17,040	25.2%	COPR	HORWITH	CHUX201
07/02/08	08/05/08	003258113	57755	34,380	51,180	(16,800)	-48.9%	COPR	HORWITH	CHUX201
07/02/08	08/05/08	003258114	57756	34,380	50,960	(16,580)	-48.2%	COPR	HORWITH	CHUX201
07/02/08	08/05/08	003258115	57757	58,000	49,520	8,480	14.6%	COPR	HORWITH	CHUX184
07/02/08	08/05/08	003258116	57758	67,200	52,400	14,800	22.0%	COPR	HORWITH	CHUX184
07/02/08	08/05/08	003258117	57759	49,120	49,680	(560)	-1.1%	COPR	HORWITH	CITX300161
07/02/08	08/05/08	003258118	57760	7,440	50,240	(42,800)	-575.3%	COPR	HORWITH	CHUX184
07/02/08	08/05/08	003258119	57761	66,340	49,480	16,860	25.4%	COPR	HORWITH	CHUX184
07/02/08	08/05/08	003258120	57762	68,000	50,180	17,820	26.2%	COPR	HORWITH	CITX300161
07/02/08	08/05/08	003258121	57763	68,640	49,960	18,680	27.2%	COPR	HORWITH	CITX300161
07/02/08	08/05/08	003258122	57764	10,240	49,560	(39,320)	-384.0%	COPR	HORWITH	CITX300161
07/02/08	07/30/08	003258123	57765	19,280	50,100	(30,820)	-159.9%	COPR	HORWITH	JTLX30117
07/02/08	07/30/08	003258124	57766	76,700	50,100	26,600	34.7%	COPR	HORWITH	JTLX30117
07/02/08	07/30/08	003258125	57767	68,800	52,420	16,380	23.8%	COPR	HORWITH	JTLX30117
07/02/08	07/30/08	003258126	57768	37,400	50,920	(13,520)	-36.1%	COPR	HORWITH	JTLX30117
07/02/08	08/05/08	003258127	57769	67,140	50,840	16,300	24.3%	COPR	HORWITH	CEFX35823
07/02/08	08/05/08	003258128	57770	76,320	49,720	26,600	34.9%	COPR	HORWITH	CEFX35823
07/02/08	08/05/08	003258129	57771	28,920	52,020	(23,100)	-79.9%	COPR	HORWITH	CEFX35823
07/02/08	08/05/08	003258130	57772	28,920	52,620	(23,700)	-82.0%	COPR	HORWITH	CEFX35823
07/02/08	08/05/08	003258131	57773	68,920	50,060	18,860	27.4%	COPR	HORWITH	CHUX241
07/02/08	08/05/08	003258132	57774	68,500	51,860	16,640	24.3%	COPR	HORWITH	CHUX241
07/02/08	07/30/08	003258133	57775	76,700	51,500	25,200	32.9%	COPR	HORWITH	JTLX80
07/02/08	07/30/08	003258134	57776	76,320	50,700	25,620	33.6%	COPR	HORWITH	JTLX80
07/02/08	07/30/08	003258135	57777	21,880	50,600	(28,720)	-131.3%	COPR	HORWITH	JTLX80
07/02/08	07/30/08	003258136	57778	66,640	49,780	16,860	25.3%	COPR	HORWITH	JTLX30174
07/02/08	07/30/08	003258137	57779	67,540	49,560	17,980	26.6%	COPR	HORWITH	JTLX30174
07/02/08	07/30/08	003258138	57780	33,740	51,440	(17,700)	-52.5%	COPR	HORWITH	JTLX30174
07/02/08	07/30/08	003258139	57781	33,740	48,720	(14,980)	-44.4%	COPR	HORWITH	JTLX30174
07/02/08	08/05/08	003258140	57782	33,640	51,160	(17,520)	-52.1%	COPR	HORWITH	CHUX241
07/02/08	08/05/08	003258141	57783	33,660	51,280	(17,620)	-52.3%	COPR	HORWITH	CHUX241
07/02/08	08/18/08	003258142	57784	25,440	51,120	(25,680)	-100.9%	COPR	HORWITH	JTLX30123
07/02/08	08/18/08	003258143	57785	67,460	50,520	16,940	25.1%	COPR	HORWITH	JTLX30123
07/02/08	08/18/08	003258144	57786	66,400	51,960	14,440	21.7%	COPR	HORWITH	JTLX30123
07/02/08	08/18/08	003258145	57787	43,460	51,800	(8,340)	-19.2%	COPR	HORWITH	JTLX30123
07/02/08	08/05/08	003258146	57788	19,480	49,400	(29,920)	-153.6%	COPR	HORWITH	CITX300016
07/02/08	08/05/08	003258147	57789	68,740	49,920	18,820	27.4%	COPR	HORWITH	CITX300016
07/02/08	08/05/08	003258148	57790	67,740	49,940	17,800	26.3%	COPR	HORWITH	CITX300016
07/02/08	08/05/08	003258149	57791	41,640	49,840	(8,200)	-19.7%	COPR	HORWITH	CITX300016
07/02/08	07/30/08	003258150	57792	67,440	50,780	16,660	24.7%	COPR	HORWITH	JTLX30138
07/02/08	07/30/08	003258151	57793	11,500	49,080	(37,580)	-326.8%	COPR	HORWITH	JTLX30138

HONEYWELL SA-7 USE HAZARDOUS WASTE TRACKING (2006)										
Date Shipped	Date of Return Manifest	State Manifest	Man. Doc #	Facilty Manifest Weight (lbs)	Estimated Weight (lbs)	Manifest - Estimate (lbs)	Manifest - Estimate (%)	Material	Transporter	RAILCAR #
07/02/08	07/30/08	003258152	57794	68,500	49,860	18,640	27.2%	COPR	HORWITH	JTLX30138
07/02/08	07/30/08	003258153	57795	50,060	51,400	(1,340)	-2.7%	COPR	HORWITH	JTLX30138
07/03/08	08/18/08	003258154	57796	17,660	52,160	(34,500)	-195.4%	COPR	HORWITH	JTLX30115
07/03/08	08/18/08	003258155	57797	65,160	50,520	14,640	22.5%	COPR	HORWITH	JTLX30115
07/03/08	08/18/08	003258156	57798	68,640	50,160	18,480	26.9%	COPR	HORWITH	JTLX30115
07/03/08	08/18/08	003258157	57799	48,300	50,600	(2,300)	-4.8%	COPR	HORWITH	JTLX30115
07/03/08	08/19/08	003258158	57800	30,980	49,600	(18,620)	-60.1%	COPR	HORWITH	CHUX138
07/03/08	08/19/08	003258159	57801	67,880	49,060	18,820	27.7%	COPR	HORWITH	CHUX138
07/03/08	08/19/08	003258160	57802	66,680	50,100	16,580	24.9%	COPR	HORWITH	CHUX138
07/03/08	08/19/08	003258161	57803	29,880	50,120	(20,240)	-67.7%	COPR	HORWITH	CHUX138
07/03/08	08/19/08	003258162	57804	66,160	51,700	14,460	21.9%	COPR	HORWITH	CHUX103
07/03/08	08/19/08	003258163	57805	76,400	50,500	25,900	33.9%	COPR	HORWITH	CHUX103
07/03/08	08/19/08	003258164	57806	31,440	50,120	(18,680)	-59.4%	COPR	HORWITH	CHUX103
07/03/08	08/19/08	003258165	57807	31,440	51,960	(20,520)	-65.3%	COPR	HORWITH	CHUX103
07/03/08	08/18/08	003258166	57808	56,800	50,220	6,580	11.6%	COPR	HORWITH	NRLX526030
07/03/08	08/18/08	003258167	57809	69,360	50,440	18,920	27.3%	COPR	HORWITH	NRLX526030
07/03/08	08/18/08	003258168	57810	35,040	49,900	(14,860)	-42.4%	COPR	HORWITH	NRLX526030
07/03/08	08/18/08	003258169	57811	35,040	50,800	(15,760)	-45.0%	COPR	HORWITH	NRLX526030
07/03/08	08/18/08	003258170	57812	38,100	50,660	(12,560)	-33.0%	COPR	HORWITH	JTLX188
07/03/08	08/18/08	003258171	57813	76,200	50,080	26,120	34.3%	COPR	HORWITH	JTLX188
07/03/08	08/18/08	003258172	57814	67,340	49,780	17,560	26.1%	COPR	HORWITH	JTLX188
07/03/08	08/18/08	003258173	57815	11,640	48,760	(37,120)	-318.9%	COPR	HORWITH	JTLX188
07/03/08	08/18/08	003258174	57816	16,180	51,060	(34,880)	-215.6%	COPR	HORWITH	CITX300165
07/03/08	08/18/08	003258175	57817	76,560	50,640	25,920	33.9%	COPR	HORWITH	CITX300165
07/03/08	08/18/08	003258176	57818	76,820	50,380	26,440	34.4%	COPR	HORWITH	CITX300165
07/03/08	08/18/08	003258177	57819	29,940	52,300	(22,360)	-74.7%	COPR	HORWITH	CITX300165
07/03/08	08/20/08	003258178	57820	41,200	51,160	(9,960)	-24.2%	COPR	HORWITH	JTLX261
07/03/08	08/20/08	003258179	57821	66,460	50,000	16,460	24.8%	COPR	HORWITH	JTLX261
07/03/08	08/20/08	003258181	57822	67,880	50,960	16,920	24.9%	COPR	HORWITH	JTLX261
07/03/08	08/19/08	003258182	57823	48,000	50,600	(2,600)	-5.4%	COPR	HORWITH	CEFX35807
07/03/08	08/20/08	003258183	57824	24,780	49,940	(25,160)	-101.5%	COPR	HORWITH	JTLX261
07/03/08	08/19/08	003258184	57825	68,960	50,560	18,400	26.7%	COPR	HORWITH	CEFX35807
07/03/08	08/19/08	003258185	57826	66,460	50,240	16,220	24.4%	COPR	HORWITH	CEFX35807
07/03/08	08/19/08	003258186	57827	15,180	51,500	(36,320)	-239.3%	COPR	HORWITH	CEFX35807
07/03/08	08/18/08	003258187	57828	27,980	50,280	(22,300)	-79.7%	COPR	HORWITH	NRLX528376
07/03/08	08/18/08	003258188	57829	77,780	49,760	28,020	36.0%	COPR	HORWITH	NRLX528376
07/03/08	08/18/08	003258189	57830	68,960	51,240	17,720	25.7%	COPR	HORWITH	NRLX528376
07/03/08	08/19/08	003258190	57831	77,720	51,260	26,460	34.0%	COPR	HORWITH	CHUX182
07/03/08	08/18/08	003258191	57832	21,560	50,640	(29,080)	-134.9%	COPR	HORWITH	NRLX528376
07/03/08	08/19/08	003258192	57833	13,800	50,660	(36,860)	-267.1%	COPR	HORWITH	CHUX182
07/03/08	08/19/08	003258193	57834	68,480	52,380	16,100	23.5%	COPR	HORWITH	CHUX182
07/03/08	08/19/08	003258194	57835	36,640	51,540	(14,900)	-40.7%	COPR	HORWITH	CEFX35245
07/03/08	08/19/08	003258195	57836	40,280	52,400	(12,120)	-30.1%	COPR	HORWITH	CHUX182
07/03/08	08/19/08	003258196	57837	68,580	50,500	18,080	26.4%	COPR	HORWITH	CEFX35245
07/03/08	08/19/08	003258197	57838	69,060	51,180	17,880	25.9%	COPR	HORWITH	CEFX35245
07/03/08	08/19/08	003258198	57839	28,620	50,460	(21,840)	-76.3%	COPR	HORWITH	CEFX35245
07/03/08	08/19/08	003258199	57840	15,500	51,920	(36,420)	-235.0%	COPR	HORWITH	CHUX110
07/03/08	08/19/08	003258200	57841	69,280	51,260	18,020	26.0%	COPR	HORWITH	CHUX110
07/03/08	08/19/08	003258201	57842	67,940	49,360	18,580	27.3%	COPR	HORWITH	CHUX110
07/03/08	08/19/08	003258202	57843	41,300	50,480	(9,180)	-22.2%	COPR	HORWITH	CHUX110
07/03/08	08/19/08	003258203	57844	60,740	51,740	9,000	14.8%	COPR	HORWITH	CHUX188
07/03/08	08/19/08	003258204	57845	30,980	51,400	(20,420)	-65.9%	COPR	HORWITH	CHUX188
07/03/08	08/19/08	003258205	57846	77,300	50,760	26,540	34.3%	COPR	HORWITH	CHUX188
07/03/08	08/19/08	003258206	57847	30,980	50,920	(19,940)	-64.4%	COPR	HORWITH	CHUX188
07/03/08	08/20/08	003258207	57848	25,260	51,000	(25,740)	-101.9%	COPR	HORWITH	CEFX35835
07/03/08	08/20/08	003258208	57849	67,500	50,780	16,720	24.8%	COPR	HORWITH	CEFX35835
07/03/08	08/20/08	003258209	57850	66,880	51,700	15,180	22.7%	COPR	HORWITH	CEFX35835
07/03/08	08/20/08	003258210	57851	41,300	51,620	(10,320)	-25.0%	COPR	HORWITH	CEFX35835
07/03/08	08/20/08	003258211	57852	68,240	50,280	17,960	26.3%	COPR	HORWITH	JTLX30155
07/03/08	08/20/08	003258212	57853	21,740	49,780	(28,040)	-129.0%	COPR	HORWITH	JTLX30155
07/03/08	08/20/08	003258213	57854	68,460	51,760	16,700	24.4%	COPR	HORWITH	JTLX30155
07/03/08	08/20/08	003258214	57855	76,560	51,720	24,840	32.4%	COPR	HORWITH	NDYX320467
07/03/08	08/20/08	003258215	57856	41,200	52,260	(11,060)	-26.8%	COPR	HORWITH	JTLX30155
07/03/08	08/20/08	003258216	57857	76,660	52,000	24,660	32.2%	COPR	HORWITH	NDYX320467
07/03/08	08/20/08	003258217	57858	23,100	50,540	(27,440)	-118.8%	COPR	HORWITH	NDYX320467
07/03/08	08/20/08	003258218	57859	23,100	51,300	(28,200)	-122.1%	COPR	HORWITH	NDYX320467
07/07/08	07/30/08	003258219	57860	76,040	50,880	25,160	33.1%	COPR	HORWITH	JTLX232
07/07/08	07/30/08	003258220	57861	66,940	51,880	15,060	22.5%	COPR	HORWITH	JTLX232
07/07/08	07/30/08	003258221	57862	27,120	51,020	(23,900)	-88.1%	COPR	HORWITH	JTLX232
07/07/08	07/30/08	003258222	57863	27,120	51,280	(24,160)	-89.1%	COPR	HORWITH	JTLX232
07/07/08	08/05/08	003258223	57864	12,900	50,020	(37,120)	-287.8%	COPR	HORWITH	CITX300119
07/07/08	08/05/08	003258224	57865	67,040	49,180	17,860	26.6%	COPR	HORWITH	CITX300119
07/07/08	08/05/08	003258225	57866	68,400	49,100	19,300	28.2%	COPR	HORWITH	CITX300119
07/07/08	08/05/08	003258226	57867	45,280	50,620	(5,340)	-11.8%	COPR	HORWITH	CITX300119

Honeywell

HONEYWELL SA-7 USE HAZARDOUS WASTE TRACKING (2006)										
Date Shipped	Date of Return Manifest	State Manifest	Man. Doc #	Facilty Manifest Weight (lbs)	Estimated Weight (lbs)	Manifest - Estimate (lbs)	Manifest - Estimate (%)	Material	Transporter	RAILCAR #
07/07/08	07/30/08	003258227	57868	7,160	51,280	(44,120)	-616.2%	COPR	HORWITH	JTLX156
07/07/08	07/30/08	003258228	57869	67,480	51,040	16,440	24.4%	COPR	HORWITH	JTLX156
07/07/08	07/30/08	003258229	57870	69,420	51,020	18,400	26.5%	COPR	HORWITH	JTLX156
07/07/08	07/30/08	003258230	57871	54,980	51,380	3,600	6.5%	COPR	HORWITH	JTLX156
07/07/08	08/05/08	003258231	57872	68,300	50,340	17,960	26.3%	COPR	HORWITH	CITX300013
07/07/08	08/05/08	003258232	57873	66,360	50,680	15,680	23.6%	COPR	HORWITH	CITX300013
07/07/08	08/05/08	003258233	57874	28,960	49,980	(21,020)	-72.6%	COPR	HORWITH	CITX300013
07/07/08	08/05/08	003258234	57875	28,960	51,000	(22,040)	-76.1%	COPR	HORWITH	CITX300013
07/07/08	07/30/08	003258235	57876	34,040	51,160	(17,120)	-50.3%	COPR	HORWITH	JTLX130
07/07/08	07/30/08	003258236	57877	67,120	51,240	15,880	23.7%	COPR	HORWITH	JTLX130
07/07/08	07/30/08	003258237	57878	67,440	51,820	15,620	23.2%	COPR	HORWITH	JTLX130
07/07/08	07/30/08	003258238	57879	34,020	49,660	(15,640)	-46.0%	COPR	HORWITH	JTLX130
07/07/08	08/05/08	003258239	57880	30,440	50,260	(19,820)	-65.1%	COPR	HORWITH	CHUX143
07/07/08	08/05/08	003258240	57881	67,080	50,420	16,660	24.8%	COPR	HORWITH	CHUX143
07/07/08	08/05/08	003258241	57882	33,520	51,420	(17,900)	-53.4%	COPR	HORWITH	CHUX143
07/07/08	07/30/08	003258242	57883	23,220	49,720	(26,500)	-114.1%	COPR	HORWITH	JTLX74
07/07/08	08/05/08	003258243	57884	68,220	51,100	17,120	25.1%	COPR	HORWITH	CHUX143
07/07/08	07/30/08	003258244	57885	76,660	51,760	24,900	32.5%	COPR	HORWITH	JTLX74
07/07/08	08/05/08	003258245	57886	77,340	50,800	26,540	34.3%	COPR	HORWITH	CHUX261
07/07/08	07/30/08	003258246	57887	23,240	51,680	(28,440)	-122.4%	COPR	HORWITH	JTLX74
07/07/08	07/30/08	003258247	57888	76,020	51,980	24,040	31.6%	COPR	HORWITH	JTLX74
07/07/08	08/05/08	003258248	57889	58,300	50,800	7,500	12.9%	COPR	HORWITH	CHUX261
07/07/08	08/05/08	003258249	57890	33,660	51,260	(17,600)	-52.3%	COPR	HORWITH	CHUX261
07/07/08	08/05/08	003258250	57891	33,660	50,680	(17,020)	-50.6%	COPR	HORWITH	CHUX261
07/07/08	08/05/08	003258251	57892	24,960	50,720	(25,760)	-103.2%	COPR	HORWITH	NDYX320344
07/07/08	08/05/08	003258252	57893	67,620	50,160	17,460	25.8%	COPR	HORWITH	NDYX320344
07/07/08	08/05/08	003258253	57894	68,380	50,120	18,260	26.7%	COPR	HORWITH	NDYX320344
07/07/08	08/05/08	003258254	57895	38,740	51,380	(12,640)	-32.6%	COPR	HORWITH	NDYX320344
07/07/08	07/30/08	003258255	57896	19,280	50,700	(31,420)	-163.0%	COPR	HORWITH	JTLX267
07/07/08	07/30/08	003258256	57897	68,100	50,080	18,020	26.5%	COPR	HORWITH	JTLX267
07/07/08	07/30/08	003258257	57898	67,460	50,420	17,040	25.3%	COPR	HORWITH	JTLX267
07/07/08	07/30/08	003258258	57899	42,500	50,380	(7,880)	-18.5%	COPR	HORWITH	JTLX267
07/07/08	08/05/08	003258259	57900	55,940	51,500	4,440	7.9%	COPR	HORWITH	CHUX192
07/07/08	08/05/08	003258260	57901	67,700	50,500	17,200	25.4%	COPR	HORWITH	CHUX192
07/07/08	08/05/08	003258261	57902	68,020	51,780	16,240	23.9%	COPR	HORWITH	CHUX192
07/07/08	08/05/08	003258262	57903	9,500	51,800	(42,300)	-445.3%	COPR	HORWITH	CHUX192
07/07/08	07/30/08	003258263	57904	23,260	49,620	(26,360)	-113.3%	COPR	HORWITH	JTLX30157
07/07/08	07/30/08	003258264	57905	75,760	50,380	25,380	33.5%	COPR	HORWITH	JTLX30157
07/07/08	07/30/08	003258265	57906	76,540	49,880	26,660	34.8%	COPR	HORWITH	JTLX30157
07/07/08	07/30/08	003258266	57907	20,700	51,380	(30,680)	-148.2%	COPR	HORWITH	JTLX30157
07/07/08	08/05/08	003258267	57908	13,320	51,440	(38,120)	-286.2%	COPR	HORWITH	CITX300142
07/07/08	08/05/08	003258268	57909	67,500	51,300	16,200	24.0%	COPR	HORWITH	CITX300142
07/07/08	08/05/08	003258269	57910	68,020	50,040	17,980	26.4%	COPR	HORWITH	CITX300142
07/07/08	08/05/08	003258270	57911	49,560	49,980	(420)	-0.8%	COPR	HORWITH	CITX300142
07/07/08	08/19/08	003258271	57912	15,540	49,920	(34,380)	-221.2%	COPR	HORWITH	CHUX152
07/07/08	08/19/08	003258272	57913	68,340	49,740	18,600	27.2%	COPR	HORWITH	CHUX152
07/07/08	08/19/08	003258273	57914	69,680	51,440	18,240	26.2%	COPR	HORWITH	CHUX152
07/07/08	08/19/08	003258274	57915	9,860	52,280	(42,420)	-430.2%	COPR	HORWITH	CHUX244
07/07/08	08/19/08	003258275	57916	43,300	51,480	(8,180)	-18.9%	COPR	HORWITH	CHUX152
07/07/08	08/19/08	003258276	57917	67,340	48,760	18,580	27.6%	COPR	HORWITH	CHUX244
07/07/08	08/19/08	003258277	57918	68,280	50,280	18,000	26.4%	COPR	HORWITH	CHUX244
07/07/08	08/19/08	003258278	57919	52,000	50,480	1,520	2.9%	COPR	HORWITH	CHUX244
07/07/08	08/19/08	003258279	57920	68,300	51,980	16,320	23.9%	COPR	HORWITH	CHUX251
07/07/08	08/19/08	003258280	57921	30,260	51,780	(21,520)	-71.1%	COPR	HORWITH	CHUX251
07/07/08	08/19/08	003258281	57922	68,960	50,820	18,140	26.3%	COPR	HORWITH	CHUX251
07/07/08	08/19/08	003258282	57923	30,280	51,540	(21,260)	-70.2%	COPR	HORWITH	CHUX251
07/08/08	08/05/08	003258283	57924	54,380	50,200	4,180	7.7%	COPR	HORWITH	CITX300151
07/08/08	08/05/08	003258284	57925	68,140	49,880	18,260	26.8%	COPR	HORWITH	CITX300151
07/08/08	08/05/08	003258285	57926	69,300	51,560	17,740	25.6%	COPR	HORWITH	CITX300151
07/08/08	08/05/08	003258286	57927	6,760	51,000	(44,240)	-654.4%	COPR	HORWITH	CITX300151
07/08/08	08/05/08	003258287	57928	46,880	49,600	(2,720)	-5.8%	COPR	HORWITH	CHUX308
07/08/08	08/05/08	003258288	57929	66,540	51,680	14,860	22.3%	COPR	HORWITH	CHUX308
07/08/08	08/05/08	003258289	57930	67,920	49,100	18,820	27.7%	COPR	HORWITH	CHUX308
07/08/08	08/05/08	003258290	57931	13,600	49,500	(35,900)	-264.0%	COPR	HORWITH	CHUX308
07/08/08	08/05/08	003258291	57932	42,920	50,500	(7,580)	-17.7%	COPR	HORWITH	CITX300033
07/08/08	08/05/08	003258292	57933	68,800	52,260	16,540	24.0%	COPR	HORWITH	CITX300033
07/08/08	08/05/08	003258293	57934	67,440	51,740	15,700	23.3%	COPR	HORWITH	CITX300033
07/08/08	08/05/08	003258294	57935	20,100	49,900	(29,800)	-148.3%	COPR	HORWITH	CITX300033
07/08/08	08/05/08	003258295	57936	36,680	50,600	(13,920)	-37.9%	COPR	HORWITH	CEFX35831
07/08/08	08/05/08	003258296	57937	67,980	50,940	17,040	25.1%	COPR	HORWITH	CEFX35831
07/08/08	08/05/08	003258298	57938	68,800	52,140	16,660	24.2%	COPR	HORWITH	CEFX35831
07/08/08	08/05/08	003258299	57939	24,140	49,740	(25,600)	-106.0%	COPR	HORWITH	CEFX35831
07/08/08	08/19/08	003258300	57940	8,300	49,940	(41,640)	-501.7%	COPR	HORWITH	CHUX313
07/08/08	08/05/08	003258301	57941	67,620	50,340	17,280	25.6%	COPR	HORWITH	CEFX35819

Honeywell

HONEYWELL SA-7 USE HAZARDOUS WASTE TRACKING (2006)										
Date Shipped	Date of Return Manifest	State Manifest	Man. Doc #	Facilty Manifest Weight (lbs)	Estimated Weight (lbs)	Manifest - Estimate (lbs)	Manifest - Estimate (%)	Material	Transporter	RAILCAR #
07/08/08	08/19/08	003258302	57942	68,360	51,960	16,400	24.0%	COPR	HORWITH	CHUX313
07/08/08	08/19/08	003258303	57943	16,100	51,480	(35,380)	-219.8%	COPR	HORWITH	CHUX313
07/08/08	08/19/08	003258304	57944	108,060	51,300	56,760	52.5%	COPR	HORWITH	CHUX313
07/08/08	08/05/08	003258305	57945	30,420	50,760	(20,340)	-66.9%	COPR	HORWITH	CEFX35819
07/08/08	08/05/08	003258306	57946	68,180	51,820	16,360	24.0%	COPR	HORWITH	CEFX35819
07/08/08	08/05/08	003258307	57947	30,400	51,280	(20,880)	-68.7%	COPR	HORWITH	CEFX35819
07/08/08	08/05/08	003258308	57948	67,440	50,280	17,160	25.4%	COPR	HORWITH	CHUX257
07/08/08	08/05/08	003258309	57949	68,060	52,140	15,920	23.4%	COPR	HORWITH	CHUX257
07/08/08	08/05/08	003258310	57950	33,200	48,100	(14,900)	-44.9%	COPR	HORWITH	CHUX257
07/08/08	07/30/08	003258311	57951	60,840	50,980	9,860	16.2%	COPR	HORWITH	JTLX192
07/08/08	08/05/08	003258312	57952	33,200	50,680	(17,480)	-52.7%	COPR	HORWITH	CHUX257
07/08/08	07/30/08	003258313	57953	68,340	50,220	18,120	26.5%	COPR	HORWITH	JTLX192
07/08/08	07/30/08	003258314	57954	33,640	49,600	(15,960)	-47.4%	COPR	HORWITH	JTLX192
07/08/08	07/30/08	003258315	57955	33,640	50,060	(16,420)	-48.8%	COPR	HORWITH	JTLX192
07/08/08	07/30/08	003258316	57956	54,740	50,340	4,400	8.0%	COPR	HORWITH	NRLX526251
07/08/08	07/30/08	003258317	57957	76,420	51,680	24,740	32.4%	COPR	HORWITH	NRLX526251
07/08/08	07/30/08	003258318	57958	33,740	51,780	(18,040)	-53.5%	COPR	HORWITH	NRLX526251
07/08/08	07/30/08	003258319	57959	33,720	52,420	(18,700)	-55.5%	COPR	HORWITH	NRLX526251
07/08/08	08/05/08	003258320	57960	30,980	50,460	(19,480)	-62.9%	COPR	HORWITH	CEFX35830
07/08/08	08/05/08	003258321	57961	67,260	51,420	15,840	23.6%	COPR	HORWITH	CEFX35830
07/08/08	08/05/08	003258322	57962	76,780	49,860	26,920	35.1%	COPR	HORWITH	CEFX35830
07/08/08	08/05/08	003258323	57963	21,300	49,560	(28,260)	-132.7%	COPR	HORWITH	CEFX35830
07/08/08	08/05/08	003258324	57964	76,860	50,160	26,700	34.7%	COPR	HORWITH	CHUX295
07/08/08	08/05/08	003258325	57965	76,480	51,960	24,520	32.1%	COPR	HORWITH	CHUX295
07/08/08	08/05/08	003258326	57966	26,000	51,640	(25,640)	-98.6%	COPR	HORWITH	CHUX295
07/08/08	08/05/08	003258327	57967	26,000	52,300	(26,300)	-101.2%	COPR	HORWITH	CHUX295
07/08/08	08/18/08	003258328	57968	67,820	52,180	15,640	23.1%	COPR	HORWITH	NRLX526221
07/08/08	08/18/08	003258329	57969	68,940	50,960	17,980	26.1%	COPR	HORWITH	NRLX526221
07/08/08	08/18/08	003258330	57970	32,180	50,860	(18,680)	-58.0%	COPR	HORWITH	NRLX526221
07/08/08	08/18/08	003258331	57971	68,520	50,520	18,000	26.3%	COPR	HORWITH	NRLX527560
07/08/08	08/18/08	003258332	57972	32,180	51,620	(19,440)	-60.4%	COPR	HORWITH	NRLX526221
07/08/08	08/18/08	003258333	57973	59,400	51,080	8,320	14.0%	COPR	HORWITH	NRLX527560
07/08/08	08/18/08	003258334	57974	34,840	52,160	(17,320)	-49.7%	COPR	HORWITH	NRLX527560
07/08/08	08/18/08	003258335	57975	34,860	51,220	(16,360)	-46.9%	COPR	HORWITH	NRLX527560
07/08/08	08/18/08	003258336	57976	26,940	51,020	(24,080)	-89.4%	COPR	HORWITH	CITX300105
07/08/08	08/18/08	003258337	57977	67,700	50,600	17,100	25.3%	COPR	HORWITH	CITX300105
07/08/08	08/18/08	003258338	57978	68,420	51,620	16,800	24.6%	COPR	HORWITH	CITX300105
07/08/08	08/19/08	003258339	57979	11,560	51,940	(40,380)	-349.3%	COPR	HORWITH	CITX300023
07/08/08	08/18/08	003258340	57980	39,400	51,260	(11,860)	-30.1%	COPR	HORWITH	CITX300105
07/08/08	08/19/08	003258341	57981	24,000	52,500	(28,500)	-118.8%	COPR	HORWITH	CITX300023
07/08/08	08/19/08	003258342	57982	69,240	51,260	17,980	26.0%	COPR	HORWITH	CITX300023
07/08/08	08/19/08	003258343	57983	97,560	50,700	46,860	48.0%	COPR	HORWITH	CITX300023
07/08/08	08/19/08	003258344	57984	68,720	51,180	17,540	25.5%	COPR	HORWITH	CHUX304
07/08/08	08/19/08	003258345	57985	9,500	50,120	(40,620)	-427.6%	COPR	HORWITH	CHUX304
07/08/08	08/19/08	003258346	57986	67,160	51,380	15,780	23.5%	COPR	HORWITH	CHUX304
07/08/08	08/19/08	003258347	57987	51,980	48,580	3,400	6.5%	COPR	HORWITH	CHUX304
07/09/08	08/18/08	003258348	57988	38,200	49,660	(11,460)	-30.0%	COPR	HORWITH	CITX300158
07/09/08	08/18/08	003258349	57989	68,160	49,580	18,580	27.3%	COPR	HORWITH	CITX300158
07/09/08	08/18/08	003258350	57990	68,140	51,580	16,560	24.3%	COPR	HORWITH	CITX300158
07/09/08	08/18/08	003258351	57991	21,480	50,660	(29,180)	-135.8%	COPR	HORWITH	CITX300158
07/09/08	08/18/08	003258352	57992	34,320	50,120	(15,800)	-46.0%	COPR	HORWITH	JTLX30129
07/09/08	08/18/08	003258353	57993	66,440	50,780	15,660	23.6%	COPR	HORWITH	JTLX30129
07/09/08	08/18/08	003258354	57994	67,740	50,540	17,200	25.4%	COPR	HORWITH	JTLX30129
07/09/08	08/18/08	003258355	57995	30,020	51,820	(21,800)	-72.6%	COPR	HORWITH	JTLX30129
07/09/08	08/19/08	003258356	57996	28,660	52,280	(23,620)	-82.4%	COPR	HORWITH	CHUX281
07/09/08	08/19/08	003258357	57997	69,060	51,860	17,200	24.9%	COPR	HORWITH	CHUX281
07/09/08	08/19/08	003258358	57998	69,040	52,240	16,800	24.3%	COPR	HORWITH	CHUX281
07/09/08	08/19/08	003258359	57999	32,980	49,360	(16,380)	-49.7%	COPR	HORWITH	CHUX281
07/09/08	08/18/08	003258360	58000	37,840	51,700	(13,860)	-36.6%	COPR	HORWITH	JTLX30154
07/09/08	08/18/08	003258361	58001	68,680	52,100	16,580	24.1%	COPR	HORWITH	JTLX30154
07/09/08	08/18/08	003258362	58002	75,980	50,360	25,620	33.7%	COPR	HORWITH	JTLX30154
07/09/08	08/18/08	003258363	58003	12,900	50,040	(37,140)	-287.9%	COPR	HORWITH	JTLX30154
07/09/08	08/18/08	003258364	58004	75,480	50,280	25,200	33.4%	COPR	HORWITH	NRLX527572
07/09/08	08/18/08	003258365	58005	76,800	51,320	25,480	33.2%	COPR	HORWITH	NRLX527572
07/09/08	08/18/08	003258366	58006	25,000	50,060	(25,060)	-100.2%	COPR	HORWITH	NRLX527572
07/09/08	08/18/08	003258367	58007	25,020	51,080	(26,060)	-104.2%	COPR	HORWITH	NRLX527572
07/09/08	08/18/08	003258368	58008	43,620	48,360	(4,740)	-10.9%	COPR	HORWITH	CITX300138
07/09/08	08/18/08	003258369	58009	68,560	49,480	19,080	27.8%	COPR	HORWITH	CITX300138
07/09/08	08/18/08	003258370	58010	38,300	48,920	(10,620)	-27.7%	COPR	HORWITH	CITX300138
07/09/08	08/05/08	003258371	58011	68,040	49,400	18,640	27.4%	COPR	HORWITH	CEFX35820
07/09/08	08/18/08	003258372	58012	38,300	50,920	(12,620)	-33.0%	COPR	HORWITH	CITX300138
07/09/08	08/05/08	003258373	58013	68,700	51,620	17,080	24.9%	COPR	HORWITH	CEFX35820
07/09/08	08/05/08	003258374	58014	30,280	51,000	(20,720)	-68.4%	COPR	HORWITH	CEFX35820
07/09/08	08/05/08	003258375	58015	30,260	50,520	(20,260)	-67.0%	COPR	HORWITH	CEFX35820

HONEYWELL SA-7 USE HAZARDOUS WASTE TRACKING (2006)										
Date Shipped	Date of Return Manifest	State Manifest	Man. Doc #	Facilty Manifest Weight (lbs)	Estimated Weight (lbs)	Manifest - Estimate (lbs)	Manifest - Estimate (%)	Material	Transporter	RAILCAR #
07/09/08	08/19/08	003258376	58016	20,620	50,080	(29,460)	-142.9%	COPR	HORWITH	CHUX129
07/09/08	08/19/08	003258377	58017	76,140	50,680	25,460	33.4%	COPR	HORWITH	CHUX129
07/09/08	08/19/08	003258378	58018	76,940	49,700	27,240	35.4%	COPR	HORWITH	CHUX129
07/09/08	08/19/08	003258379	58019	23,500	49,060	(25,560)	-108.8%	COPR	HORWITH	CHUX129
07/09/08	08/05/08	003258380	58020	46,940	51,100	(4,160)	-8.9%	COPR	HORWITH	CHUX279
07/09/08	08/05/08	003258381	58021	76,420	50,620	25,800	33.8%	COPR	HORWITH	CHUX279
07/09/08	08/05/08	003258382	58022	38,040	49,660	(11,620)	-30.5%	COPR	HORWITH	CHUX279
07/09/08	08/05/08	003258383	58023	38,060	51,000	(12,940)	-34.0%	COPR	HORWITH	CHUX279
07/09/08	08/18/08	003258384	58024	24,460	49,000	(24,540)	-100.3%	COPR	HORWITH	JTLX30137
07/09/08	08/18/08	003258385	58025	67,020	50,540	16,480	24.6%	COPR	HORWITH	JTLX30137
07/09/08	08/18/08	003258386	58026	76,680	49,860	26,820	35.0%	COPR	HORWITH	JTLX30137
07/09/08	08/18/08	003258387	58027	28,760	51,460	(22,700)	-78.9%	COPR	HORWITH	JTLX30137
07/09/08	08/18/08	003258388	58028	69,480	51,920	17,560	25.3%	COPR	HORWITH	CITX300164
07/09/08	08/19/08	003258389	58029	37,320	52,180	(14,860)	-39.8%	COPR	HORWITH	CHUX118
07/09/08	08/19/08	003258390	58030	75,900	51,700	24,200	31.9%	COPR	HORWITH	CHUX118
07/09/08	08/19/08	003258391	58031	68,220	51,020	17,200	25.2%	COPR	HORWITH	CHUX118
07/09/08	08/19/08	003258392	58032	19,780	52,000	(32,220)	-162.9%	COPR	HORWITH	CHUX118
07/09/08	08/18/08	003258393	58033	76,180	50,420	25,760	33.8%	COPR	HORWITH	JTLX30114
07/09/08	08/18/08	003258394	58034	76,060	51,120	24,940	32.8%	COPR	HORWITH	CITX300164
07/09/08	08/18/08	003258395	58035	27,880	51,300	(23,420)	-84.0%	COPR	HORWITH	CITX300164
07/09/08	08/18/08	003258396	58036	27,900	50,200	(22,300)	-79.9%	COPR	HORWITH	CITX300164
07/09/08	08/18/08	003258397	58037	10,700	51,180	(40,480)	-378.3%	COPR	HORWITH	JTLX30114
07/09/08	08/18/08	003258398	58038	75,440	49,820	25,620	34.0%	COPR	HORWITH	JTLX30114
07/09/08	08/18/08	003258399	58039	38,860	50,060	(11,200)	-28.8%	COPR	HORWITH	JTLX30114
07/09/08	08/19/08	003258400	58040	56,320	50,840	5,480	9.7%	COPR	HORWITH	NDYX320427
07/09/08	08/19/08	003258401	58041	68,140	51,220	16,920	24.8%	COPR	HORWITH	NDYX320427
07/09/08	08/19/08	003258402	58042	34,200	50,680	(16,480)	-48.2%	COPR	HORWITH	NDYX320427
07/09/08	08/19/08	003258403	58043	34,220	49,700	(15,480)	-45.2%	COPR	HORWITH	NDYX320427
07/09/08	08/18/08	003258404	58044	48,400	49,460	(1,060)	-2.2%	COPR	HORWITH	JTLX30149
07/09/08	08/18/08	003258405	58045	67,160	50,880	16,280	24.2%	COPR	HORWITH	JTLX30149
07/09/08	08/19/08	003258406	58046	47,800	50,400	(2,600)	-5.4%	COPR	HORWITH	CEFX35248
07/09/08	08/18/08	003258407	58047	76,380	49,980	26,400	34.6%	COPR	HORWITH	JTLX30149
07/09/08	08/18/08	003258408	58048	6,880	51,300	(44,420)	-645.6%	COPR	HORWITH	JTLX30149
07/09/08	08/19/08	003258409	58049	67,500	50,960	16,540	24.5%	COPR	HORWITH	CEFX35248
07/09/08	08/19/08	003258410	58050	69,640	49,400	20,240	29.1%	COPR	HORWITH	CEFX35248
07/09/08	08/19/08	003258411	58051	11,360	49,340	(37,980)	-334.3%	COPR	HORWITH	CEFX35248
07/10/08	08/18/08	003258412	58052	62,460	49,760	12,700	20.3%	COPR	HORWITH	NRLX526300
07/10/08	08/18/08	003258413	58053	75,380	50,080	25,300	33.6%	COPR	HORWITH	NRLX526300
07/10/08	08/18/08	003258414	58054	29,140	49,800	(20,660)	-70.9%	COPR	HORWITH	NRLX526300
07/10/08	08/18/08	003258415	58055	29,160	50,640	(21,480)	-73.7%	COPR	HORWITH	NRLX526300
07/10/08	08/18/08	003258416	58056	45,480	50,520	(5,040)	-11.1%	COPR	HORWITH	JTLX30140
07/10/08	08/18/08	003258417	58057	67,680	48,740	18,940	28.0%	COPR	HORWITH	JTLX30140
07/10/08	08/18/08	003258418	58058	77,080	50,100	26,980	35.0%	COPR	HORWITH	JTLX30140
07/10/08	08/18/08	003258419	58059	6,180	51,280	(45,100)	-729.8%	COPR	HORWITH	JTLX30140
07/10/08	08/19/08	003258420	58060	26,280	51,860	(25,580)	-97.3%	COPR	HORWITH	CHUX202
07/10/08	08/19/08	003258421	58061	76,860	50,400	26,460	34.4%	COPR	HORWITH	CHUX202
07/10/08	08/19/08	003258422	58062	67,460	51,780	15,680	23.2%	COPR	HORWITH	CHUX202
07/10/08	08/19/08	003258423	58063	30,320	51,020	(20,700)	-68.3%	COPR	HORWITH	CHUX202
07/10/08	08/18/08	003258424	58064	10,240	49,840	(39,600)	-386.7%	COPR	HORWITH	JTLX30105
07/10/08	08/18/08	003258425	58065	67,100	51,840	15,260	22.7%	COPR	HORWITH	JTLX30105
07/10/08	08/18/08	003258426	58066	76,520	50,720	25,800	33.7%	COPR	HORWITH	JTLX30105
07/10/08	08/18/08	003258427	58067	47,700	51,600	(3,900)	-8.2%	COPR	HORWITH	JTLX30105
07/10/08	08/19/08	003258428	58068	69,380	51,980	17,400	25.1%	COPR	HORWITH	CEFX35847
07/10/08	08/19/08	003258429	58069	67,740	49,580	18,160	26.8%	COPR	HORWITH	CEFX35847
07/10/08	08/19/08	003258430	58070	29,040	49,120	(20,080)	-69.1%	COPR	HORWITH	CEFX35847
07/10/08	08/19/08	003258431	58071	37,340	51,260	(13,920)	-37.3%	COPR	HORWITH	CHUX273
07/10/08	08/19/08	003258432	58072	29,020	49,680	(20,660)	-71.2%	COPR	HORWITH	CEFX35847
07/10/08	08/19/08	003258433	58073	75,560	48,020	27,540	36.4%	COPR	HORWITH	CHUX273
07/10/08	08/19/08	003258434	58074	76,060	50,980	25,080	33.0%	COPR	HORWITH	CHUX329
07/10/08	08/19/08	003258435	58075	75,980	50,360	25,620	33.7%	COPR	HORWITH	CHUX273
07/10/08	08/19/08	003258436	58076	17,320	51,080	(33,760)	-194.9%	COPR	HORWITH	CHUX329
07/10/08	08/19/08	003258437	58077	6,860	50,100	(43,240)	-630.3%	COPR	HORWITH	CHUX273
07/10/08	08/19/08	003258438	58078	66,980	51,000	15,980	23.9%	COPR	HORWITH	CHUX329
07/10/08	08/19/08	003258439	58079	38,860	50,900	(12,040)	-31.0%	COPR	HORWITH	CHUX329
07/10/08	08/18/08	003258440	58080	68,900	50,720	18,180	26.4%	COPR	HORWITH	JTLX265
07/10/08	08/18/08	003258441	58081	67,580	50,840	16,740	24.8%	COPR	HORWITH	JTLX265
07/10/08	08/18/08	003258442	58082	14,200	50,000	(35,800)	-252.1%	COPR	HORWITH	JTLX265
07/10/08	08/18/08	003258443	58083	46,900	48,520	(1,620)	-3.5%	COPR	HORWITH	JTLX265
07/10/08	08/19/08	003258444	58084	68,400	50,080	18,320	26.8%	COPR	HORWITH	CHUX297
07/10/08	08/19/08	003258445	58085	68,940	50,260	18,680	27.1%	COPR	HORWITH	CHUX297
07/10/08	08/19/08	003258446	58086	26,700	49,320	(22,620)	-84.7%	COPR	HORWITH	CHUX297
07/10/08	08/19/08	003258447	58087	68,080	49,740	18,340	26.9%	COPR	HORWITH	CHUX231
07/10/08	08/19/08	003258448	58088	26,720	50,440	(23,720)	-88.8%	COPR	HORWITH	CHUX297
07/10/08	08/19/08	003258449	58089	67,740	50,380	17,360	25.6%	COPR	HORWITH	CHUX231

HONEYWELL SA-7 USE HAZARDOUS WASTE TRACKING (2006)										
Date Shipped	Date of Return Manifest	State Manifest	Man. Doc #	Facilty Manifest Weight (lbs)	Estimated Weight (lbs)	Manifest - Estimate (lbs)	Manifest - Estimate (%)	Material	Transporter	RAILCAR #
07/10/08	08/19/08	003258450	58090	33,120	50,820	(17,700)	-53.4%	COPR	HORWITH	CHUX231
07/10/08	08/19/08	003258451	58091	33,120	50,680	(17,560)	-53.0%	COPR	HORWITH	CHUX231
07/10/08	08/18/08	003258452	58092	67,680	51,180	16,500	24.4%	COPR	HORWITH	NRLX528252
07/10/08	08/18/08	003258453	58093	67,540	51,880	15,660	23.2%	COPR	HORWITH	NRLX528252
07/10/08	08/18/08	003258454	58094	34,280	52,080	(17,800)	-51.9%	COPR	HORWITH	NRLX528252
07/10/08	08/18/08	003258455	58095	34,280	51,220	(16,940)	-49.4%	COPR	HORWITH	NRLX528252
07/10/08	08/18/08	003258456	58096	63,020	49,960	13,060	20.7%	COPR	HORWITH	CITX300118
07/10/08	08/18/08	003258457	58097	76,020	50,380	25,640	33.7%	COPR	HORWITH	CITX300118
07/10/08	08/18/08	003258458	58098	28,100	49,360	(21,260)	-75.7%	COPR	HORWITH	CITX300118
07/10/08	08/18/08	003258459	58099	28,100	49,180	(21,080)	-75.0%	COPR	HORWITH	CITX300118
07/10/08	08/19/08	003258460	58100	29,220	50,640	(21,420)	-73.3%	COPR	HORWITH	CHUX122
07/10/08	08/19/08	003258461	58101	76,040	49,220	26,820	35.3%	COPR	HORWITH	CHUX122
07/10/08	08/19/08	003258462	58102	13,840	49,800	(35,960)	-259.8%	COPR	HORWITH	CHUX122
07/10/08	08/19/08	003258463	58103	77,600	50,300	27,300	35.2%	COPR	HORWITH	CHUX122
07/10/08	08/19/08	003258464	58104	67,060	50,760	16,300	24.3%	COPR	HORWITH	CHUX322
07/10/08	08/19/08	003258465	58105	27,660	50,400	(22,740)	-82.2%	COPR	HORWITH	CHUX322
07/10/08	08/19/08	003258466	58106	67,360	52,640	14,720	21.9%	COPR	HORWITH	CHUX322
07/10/08	08/19/08	003258467	58107	39,580	51,380	(11,800)	-29.8%	COPR	HORWITH	CHUX322
07/10/08	08/19/08	003258468	58108	21,060	51,880	(30,820)	-146.3%	COPR	HORWITH	CHUX155
07/10/08	08/19/08	003258469	58109	68,560	50,620	17,940	26.2%	COPR	HORWITH	CHUX155
07/10/08	08/19/08	003258470	58110	66,540	49,860	16,680	25.1%	COPR	HORWITH	CHUX155
07/10/08	08/19/08	003258471	58111	41,480	50,500	(9,020)	-21.7%	COPR	HORWITH	CHUX155
07/10/08	08/19/08	003258472	58112	67,940	49,580	18,360	27.0%	COPR	HORWITH	CEFX35239
07/10/08	08/19/08	003258473	58113	68,080	52,460	15,620	22.9%	COPR	HORWITH	CEFX35239
07/10/08	08/19/08	003258474	58114	33,800	51,620	(17,820)	-52.7%	COPR	HORWITH	CEFX35239
07/10/08	08/19/08	003258475	58115	33,800	51,040	(17,240)	-51.0%	COPR	HORWITH	CEFX35239
07/11/08	08/18/08	003258476	58116	22,220	48,460	(26,240)	-118.1%	COPR	HORWITH	CITX300145
07/11/08	08/18/08	003258477	58117	75,640	48,720	26,920	35.6%	COPR	HORWITH	CITX300145
07/11/08	08/18/08	003258478	58118	76,340	49,860	26,480	34.7%	COPR	HORWITH	CITX300145
07/11/08	08/18/08	003258479	58119	19,780	49,540	(29,760)	-150.5%	COPR	HORWITH	CITX300145
07/11/08	08/18/08	003258480	58120	76,040	51,560	24,480	32.2%	COPR	HORWITH	JTLX175
07/11/08	08/18/08	003258481	58121	27,120	49,700	(22,580)	-83.3%	COPR	HORWITH	JTLX175
07/11/08	08/18/08	003258482	58122	27,120	50,900	(23,780)	-87.7%	COPR	HORWITH	JTLX175
07/11/08	08/18/08	003258483	58123	67,200	50,520	16,680	24.8%	COPR	HORWITH	JTLX175
07/11/08	08/19/08	003258484	58124	67,960	52,300	15,660	23.0%	COPR	HORWITH	CHUX164
07/11/08	08/19/08	003258485	58125	68,140	52,120	16,020	23.5%	COPR	HORWITH	CHUX164
07/11/08	08/19/08	003258486	58126	29,800	50,280	(20,480)	-68.7%	COPR	HORWITH	CHUX164
07/11/08	08/19/08	003258487	58127	29,800	51,680	(21,880)	-73.4%	COPR	HORWITH	CHUX164
07/11/08	08/18/08	003258488	58128	70,360	49,180	21,180	30.1%	COPR	HORWITH	NRLX527600
07/11/08	08/18/08	003258489	58129	68,620	51,280	17,340	25.3%	COPR	HORWITH	NRLX527600
07/11/08	08/18/08	003258490	58130	34,580	50,120	(15,540)	-44.9%	COPR	HORWITH	NRLX527600
07/11/08	08/18/08	003258491	58131	34,580	51,560	(16,980)	-49.1%	COPR	HORWITH	NRLX527600
07/11/08	08/18/08	003258492	58132	58,900	50,880	8,020	13.6%	COPR	HORWITH	JTLX30116
07/11/08	08/18/08	003258493	58133	68,080	49,340	18,740	27.5%	COPR	HORWITH	JTLX30116
07/11/08	08/18/08	003258494	58134	33,920	50,520	(16,600)	-48.9%	COPR	HORWITH	JTLX30116
07/11/08	08/18/08	003258495	58135	33,920	51,440	(17,520)	-51.7%	COPR	HORWITH	JTLX30116
07/11/08	08/19/08	003258496	58136	8,160	52,080	(43,920)	-538.2%	COPR	HORWITH	NDYX320426
07/11/08	08/19/08	003258497	58137	70,300	51,440	18,860	26.8%	COPR	HORWITH	NDYX320426
07/11/08	08/19/08	003258498	58138	68,680	49,160	19,520	28.4%	COPR	HORWITH	NDYX320426
07/11/08	08/19/08	003258499	58139	48,960	49,760	(800)	-1.6%	COPR	HORWITH	NDYX320426
07/11/08	08/19/08	003258500	58140	68,160	48,100	20,060	29.4%	COPR	HORWITH	CHUX221
07/11/08	08/19/08	003258501	58141	67,460	49,460	18,000	26.7%	COPR	HORWITH	CHUX221
07/11/08	08/19/08	003258502	58142	29,900	50,800	(20,900)	-69.9%	COPR	HORWITH	CHUX221
07/11/08	08/19/08	003258503	58143	66,280	49,200	17,080	25.8%	COPR	HORWITH	CHUX148
07/11/08	08/19/08	003258504	58144	29,920	51,600	(21,680)	-72.5%	COPR	HORWITH	CHUX221
07/11/08	08/19/08	003258505	58145	20,960	50,740	(29,780)	-142.1%	COPR	HORWITH	CHUX148
07/11/08	08/19/08	003258506	58146	67,660	51,060	16,600	24.5%	COPR	HORWITH	CHUX148
07/11/08	08/19/08	003258507	58147	44,600	50,480	(5,880)	-13.2%	COPR	HORWITH	CHUX148
07/11/08	08/18/08	003258508	58148	19,260	50,880	(31,620)	-164.2%	COPR	HORWITH	NRLX526067
07/11/08	08/18/08	003258509	58149	67,440	49,640	17,800	26.4%	COPR	HORWITH	NRLX526067
07/11/08	08/18/08	003258510	58150	67,460	52,220	15,240	22.6%	COPR	HORWITH	NRLX526067
07/11/08	08/18/08	003258511	58151	46,660	51,000	(4,340)	-9.3%	COPR	HORWITH	NRLX526067
07/11/08	08/19/08	003258512	58152	12,180	50,840	(38,660)	-317.4%	COPR	HORWITH	CHUX104
07/11/08	08/19/08	003258513	58153	68,160	49,860	18,300	26.8%	COPR	HORWITH	CHUX104
07/11/08	08/19/08	003258514	58154	69,360	50,040	19,320	27.9%	COPR	HORWITH	CHUX104
07/11/08	08/19/08	003258515	58155	49,540	50,160	(620)	-1.3%	COPR	HORWITH	CHUX104
07/11/08	08/18/08	003258516	58156	67,880	52,280	15,600	23.0%	COPR	HORWITH	JTLX30108
07/11/08	08/18/08	003258517	58157	66,400	52,540	13,860	20.9%	COPR	HORWITH	JTLX30108
07/11/08	08/18/08	003258518	58158	34,320	51,800	(17,480)	-50.9%	COPR	HORWITH	JTLX30108
07/11/08	08/18/08	003258519	58159	34,340	52,500	(18,160)	-52.9%	COPR	HORWITH	JTLX30108
07/11/08	08/19/08	003258520	58160	8,120	50,280	(42,160)	-519.2%	COPR	HORWITH	CHUX277
07/11/08	08/19/08	003258521	58161	65,000	50,900	14,100	21.7%	COPR	HORWITH	CHUX277
07/11/08	08/19/08	003258522	58162	67,100	49,820	17,280	25.8%	COPR	HORWITH	CHUX277
07/11/08	08/19/08	003258523	58163	55,440	49,700	5,740	10.4%	COPR	HORWITH	CHUX277

Honeywell

HONEYWELL SA-7 USE HAZARDOUS WASTE TRACKING (2006)										
Date Shipped	Date of Return Manifest	State Manifest	Man. Doc #	Facilty Manifest Weight (lbs)	Estimated Weight (lbs)	Manifest - Estimate (lbs)	Manifest - Estimate (%)	Material	Transporter	RAILCAR #
07/11/08	08/19/08	003258524	58164	49,860	51,820	(1,960)	-3.9%	COPR	HORWITH	CEFX35851
07/11/08	08/19/08	003258525	58165	68,560	51,120	17,440	25.4%	COPR	HORWITH	CEFX35851
07/11/08	08/19/08	003258526	58166	30,200	51,300	(21,100)	-69.9%	COPR	HORWITH	CEFX35851
07/11/08	08/19/08	003258527	58167	47,780	49,420	(1,640)	-3.4%	COPR	HORWITH	CEFX35851
07/11/08	08/19/08	003258528	58168	41,960	51,220	(9,260)	-22.1%	COPR	HORWITH	CHUX178
07/11/08	08/19/08	003258529	58169	68,380	50,360	18,020	26.4%	COPR	HORWITH	CHUX178
07/11/08	08/19/08	003258530	58170	68,900	51,900	17,000	24.7%	COPR	HORWITH	CHUX178
07/11/08	08/19/08	003258531	58171	19,400	51,420	(32,020)	-165.1%	COPR	HORWITH	CHUX178
07/11/08	08/18/08	003258532	58172	39,120	51,220	(12,100)	-30.9%	COPR	HORWITH	CITX300168
07/11/08	08/18/08	003258533	58173	67,920	50,960	16,960	25.0%	COPR	HORWITH	CITX300168
07/11/08	08/18/08	003258534	58174	67,820	50,760	17,060	25.2%	COPR	HORWITH	CITX300168
07/11/08	08/19/08	003258535	58175	17,200	51,800	(34,600)	-201.2%	COPR	HORWITH	CHUX114
07/11/08	08/18/08	003258536	58176	24,640	50,360	(25,720)	-104.4%	COPR	HORWITH	CITX300168
07/11/08	08/19/08	003258537	58177	68,040	50,500	17,540	25.8%	COPR	HORWITH	CHUX114
07/11/08	08/19/08	003258538	58178	68,020	49,540	18,480	27.2%	COPR	HORWITH	CHUX114
07/11/08	08/19/08	003258539	58179	45,680	50,040	(4,360)	-9.5%	COPR	HORWITH	CHUX114
07/14/08	08/18/08	003258542	58180	67,280	49,540	17,740	26.4%	COPR	HORWITH	JTLX30170
07/14/08	08/18/08	003258543	58181	76,480	49,740	26,740	35.0%	COPR	HORWITH	JTLX30170
07/14/08	08/18/08	003258546	58182	24,420	49,740	(25,320)	-103.7%	COPR	HORWITH	JTLX30170
07/14/08	08/18/08	003258547	58183	24,400	50,580	(26,180)	-107.3%	COPR	HORWITH	JTLX30170
07/14/08	08/18/08	003258548	58184	56,820	50,940	5,880	10.3%	COPR	HORWITH	CITX300152
07/14/08	08/18/08	003258549	58185	67,620	49,440	18,180	26.9%	COPR	HORWITH	CITX300152
07/14/08	08/18/08	003258550	58186	38,140	50,280	(12,140)	-31.8%	COPR	HORWITH	CITX300152
07/14/08	08/18/08	003258551	58187	38,160	50,280	(12,120)	-31.8%	COPR	HORWITH	CITX300152
07/14/08	08/19/08	003258552	58188	32,080	49,200	(17,120)	-53.4%	COPR	HORWITH	CHUX274
07/14/08	08/19/08	003258553	58189	62,800	49,960	12,840	20.4%	COPR	HORWITH	CHUX274
07/14/08	08/19/08	003258554	58190	28,660	51,600	(22,940)	-80.0%	COPR	HORWITH	CEFX35236
07/14/08	08/19/08	003258555	58191	67,820	50,220	17,600	26.0%	COPR	HORWITH	CHUX274
07/14/08	08/19/08	003258556	58192	32,800	52,020	(19,220)	-58.6%	COPR	HORWITH	CHUX274
07/14/08	08/19/08	003258557	58193	12,620	50,040	(37,420)	-296.5%	COPR	HORWITH	CHUX306
07/14/08	08/19/08	003258558	58194	68,120	49,240	18,880	27.7%	COPR	HORWITH	CHUX306
07/14/08	08/19/08	003258559	58195	66,740	48,360	18,380	27.5%	COPR	HORWITH	CHUX306
07/14/08	08/19/08	003258560	58196	45,660	50,600	(4,940)	-10.8%	COPR	HORWITH	CHUX306
07/14/08	08/19/08	003258561	58197	50,460	50,440	20	0.0%	COPR	HORWITH	CHUX247
07/14/08	08/19/08	003258562	58198	68,080	49,600	18,480	27.1%	COPR	HORWITH	CHUX247
07/14/08	08/19/08	003258563	58199	68,180	49,560	18,620	27.3%	COPR	HORWITH	CHUX247
07/14/08	08/19/08	003258564	58200	8,500	50,420	(41,920)	-493.2%	COPR	HORWITH	CHUX247
07/14/08	08/20/08	003258565	58201	35,200	50,880	(15,680)	-44.5%	COPR	HORWITH	CEFX35833
07/14/08	08/20/08	003258566	58202	76,720	50,420	26,300	34.3%	COPR	HORWITH	CEFX35833
07/14/08	08/20/08	003258567	58203	76,220	52,400	23,820	31.3%	COPR	HORWITH	CEFX35833
07/14/08	08/20/08	003258568	58204	14,800	50,680	(35,880)	-242.4%	COPR	HORWITH	CEFX35833
07/14/08	08/19/08	003258569	58205	19,120	49,640	(30,520)	-159.6%	COPR	HORWITH	CHUX212
07/14/08	08/19/08	003258570	58206	75,860	51,000	24,860	32.8%	COPR	HORWITH	CHUX212
07/14/08	08/19/08	003258571	58207	76,360	49,500	26,860	35.2%	COPR	HORWITH	CHUX212
07/14/08	08/19/08	003258572	58208	25,980	52,220	(26,240)	-101.0%	COPR	HORWITH	CHUX212
07/14/08	08/19/08	003258573	58209	76,700	52,360	24,340	31.7%	COPR	HORWITH	CEFX35236
07/14/08	08/19/08	003258574	58210	67,300	52,080	15,220	22.6%	COPR	HORWITH	CEFX35236
07/14/08	08/19/08	003258575	58211	28,660	49,960	(21,300)	-74.3%	COPR	HORWITH	CEFX35236
07/14/08	08/18/08	003258576	58212	46,080	51,080	(5,000)	-10.9%	COPR	HORWITH	NRLX526068
07/14/08	08/18/08	003258577	58213	68,100	51,280	16,820	24.7%	COPR	HORWITH	NRLX526068
07/14/08	08/18/08	003258578	58214	69,040	51,120	17,920	26.0%	COPR	HORWITH	NRLX526068
07/14/08	08/18/08	003258579	58215	16,140	51,820	(35,680)	-221.1%	COPR	HORWITH	NRLX526068
07/14/08	08/19/08	003258580	58216	39,160	49,180	(10,020)	-25.6%	COPR	HORWITH	CHUX292
07/14/08	08/19/08	003258581	58217	67,780	49,300	18,480	27.3%	COPR	HORWITH	CHUX292
07/14/08	08/19/08	003258582	58218	67,160	51,520	15,640	23.3%	COPR	HORWITH	CHUX292
07/14/08	08/19/08	003258583	58219	21,680	50,180	(28,500)	-131.5%	COPR	HORWITH	CHUX292
07/14/08	08/18/08	003258584	58220	24,420	49,620	(25,200)	-103.2%	COPR	HORWITH	CITX300122
07/14/08	08/18/08	003258585	58221	68,540	51,200	17,340	25.3%	COPR	HORWITH	CITX300122
07/14/08	08/18/08	003258586	58222	69,120	50,600	18,520	26.8%	COPR	HORWITH	CITX300122
07/14/08	08/18/08	003258587	58223	34,460	49,880	(15,420)	-44.7%	COPR	HORWITH	CITX300122
07/14/08	08/18/08	003258588	58224	54,060	49,940	4,120	7.6%	COPR	HORWITH	JTLX283
07/14/08	08/18/08	003258589	58225	69,060	51,360	17,700	25.6%	COPR	HORWITH	JTLX283
07/14/08	08/18/08	003258590	58226	68,500	51,020	17,480	25.5%	COPR	HORWITH	JTLX283
07/14/08	08/18/08	003258591	58227	7,400	50,720	(43,320)	-585.4%	COPR	HORWITH	JTLX283
07/14/08	08/19/08	003258592	58228	18,780	51,600	(32,820)	-174.8%	COPR	HORWITH	CHUX115
07/14/08	08/19/08	003258593	58229	67,960	51,200	16,760	24.7%	COPR	HORWITH	CHUX115
07/14/08	08/19/08	003258594	58230	67,500	50,020	17,480	25.9%	COPR	HORWITH	CHUX115
07/14/08	08/18/08	003258595	58231	34,460	51,020	(16,560)	-48.1%	COPR	HORWITH	JTLX30107
07/14/08	08/19/08	003258596	58232	43,400	50,260	(6,860)	-15.8%	COPR	HORWITH	CHUX115
07/14/08	08/18/08	003258597	58233	67,600	51,280	16,320	24.1%	COPR	HORWITH	JTLX30107
07/14/08	08/18/08	003258598	58234	66,340	49,840	16,500	24.9%	COPR	HORWITH	JTLX30107
07/14/08	08/18/08	003258599	58235	29,540	50,720	(21,180)	-71.7%	COPR	HORWITH	JTLX30107
07/14/08	08/18/08	003258600	58236	23,580	50,920	(27,340)	-115.9%	COPR	HORWITH	JTLX268
07/14/08	08/18/08	003258601	58237	68,300	51,140	17,160	25.1%	COPR	HORWITH	JTLX268

Honeywell

HONEYWELL SA-7 USE HAZARDOUS WASTE TRACKING (2006)										
Date Shipped	Date of Return Manifest	State Manifest	Man. Doc #	Facilty Manifest Weight (lbs)	Estimated Weight (lbs)	Manifest - Estimate (lbs)	Manifest - Estimate (%)	Material	Transporter	RAILCAR #
07/14/08	08/18/08	003258602	58238	38,440	51,020	(12,580)	-32.7%	COPR	HORWITH	JTLX268
07/14/08	08/19/08	003258603	58239	20,520	51,960	(31,440)	-153.2%	COPR	HORWITH	CHUX259
07/14/08	08/18/08	003258604	58240	69,000	51,600	17,400	25.2%	COPR	HORWITH	JTLX268
07/14/08	08/19/08	003258605	58241	67,600	51,080	16,520	24.4%	COPR	HORWITH	CHUX259
07/14/08	08/19/08	003258606	58242	67,820	48,780	19,040	28.1%	COPR	HORWITH	CHUX259
07/14/08	08/19/08	003258607	58243	43,800	51,260	(7,460)	-17.0%	COPR	HORWITH	CHUX259
07/15/08	08/18/08	003258608	58244	39,160	49,340	(10,180)	-26.0%	COPR	HORWITH	CITX300157
07/15/08	08/18/08	003258609	58245	68,460	50,060	18,400	26.9%	COPR	HORWITH	CITX300157
07/15/08	08/18/08	003258610	58246	68,900	49,960	18,940	27.5%	COPR	HORWITH	CITX300157
07/15/08	08/18/08	003258611	58247	16,540	50,200	(33,660)	-203.5%	COPR	HORWITH	CITX300157
07/15/08	08/18/08	003258612	58248	34,140	51,780	(17,640)	-51.7%	COPR	HORWITH	JTLX30145
07/15/08	08/18/08	003258613	58249	68,900	50,300	18,600	27.0%	COPR	HORWITH	JTLX30145
07/15/08	08/18/08	003258614	58250	68,540	51,240	17,300	25.2%	COPR	HORWITH	JTLX30145
07/15/08	08/18/08	003258615	58251	28,360	50,020	(21,660)	-76.4%	COPR	HORWITH	JTLX30145
07/15/08	08/18/08	003258616	58252	25,940	49,620	(23,680)	-91.3%	COPR	HORWITH	CITX300104
07/15/08	08/18/08	003258617	58253	68,900	50,980	17,920	26.0%	COPR	HORWITH	CITX300104
07/15/08	08/18/08	003258618	58254	69,080	52,020	17,060	24.7%	COPR	HORWITH	CITX300104
07/15/08	08/18/08	003258619	58255	34,760	50,260	(15,500)	-44.6%	COPR	HORWITH	CITX300104
07/15/08	08/18/08	003258620	58256	22,500	50,240	(27,740)	-123.3%	COPR	HORWITH	JTLX30132
07/15/08	08/18/08	003258621	58257	67,920	51,560	16,360	24.1%	COPR	HORWITH	JTLX30132
07/15/08	08/18/08	003258622	58258	67,400	50,540	16,860	25.0%	COPR	HORWITH	JTLX30132
07/15/08	08/18/08	003258623	58259	42,340	50,280	(7,940)	-18.8%	COPR	HORWITH	JTLX30132
07/15/08	08/18/08	003258624	58260	54,820	48,760	6,060	11.1%	COPR	HORWITH	CITX300156
07/15/08	08/18/08	003258625	58261	68,940	49,420	19,520	28.3%	COPR	HORWITH	CITX300156
07/15/08	08/18/08	003258626	58262	33,620	50,680	(17,060)	-50.7%	COPR	HORWITH	CITX300156
07/15/08	08/18/08	003258627	58263	33,640	49,680	(16,040)	-47.7%	COPR	HORWITH	CITX300156
07/15/08	08/19/08	003258628	58264	52,340	51,080	1,260	2.4%	COPR	HORWITH	NDYX320342
07/15/08	08/19/08	003258629	58265	67,360	51,080	16,280	24.2%	COPR	HORWITH	NDYX320342
07/15/08	08/19/08	003258630	58266	67,440	52,200	15,240	22.6%	COPR	HORWITH	NDYX320342
07/15/08	08/19/08	003258631	58267	12,860	50,120	(37,260)	-289.7%	COPR	HORWITH	NDYX320342
07/15/08	08/18/08	003258632	58268	68,000	51,500	16,500	24.3%	COPR	HORWITH	JTLX30125
07/15/08	08/18/08	003258633	58269	67,660	51,100	16,560	24.5%	COPR	HORWITH	JTLX30125
07/15/08	08/18/08	003258634	58270	11,480	51,880	(40,400)	-351.9%	COPR	HORWITH	JTLX30125
07/15/08	08/18/08	003258635	58271	56,140	52,260	3,880	6.9%	COPR	HORWITH	JTLX30125
07/15/08	08/18/08	003258636	58272	28,000	50,580	(22,580)	-80.6%	COPR	HORWITH	JTLX118
07/15/08	08/18/08	003258637	58273	68,880	51,400	17,480	25.4%	COPR	HORWITH	JTLX118
07/15/08	08/18/08	003258638	58274	70,280	52,420	17,860	25.4%	COPR	HORWITH	JTLX118
07/15/08	08/18/08	003258639	58275	28,020	50,860	(22,840)	-81.5%	COPR	HORWITH	JTLX118
07/15/08	08/19/08	003258640	58276	67,740	49,740	18,000	26.6%	COPR	HORWITH	CEFX35849
07/15/08	08/19/08	003258641	58277	67,580	50,900	16,680	24.7%	COPR	HORWITH	CEFX35849
07/15/08	08/19/08	003258642	58278	34,180	50,500	(16,320)	-47.7%	COPR	HORWITH	CEFX35849
07/15/08	08/19/08	003258643	58279	34,200	50,880	(16,680)	-48.8%	COPR	HORWITH	CEFX35849
07/15/08	08/19/08	003258644	58280	68,220	50,060	18,160	26.6%	COPR	HORWITH	CHUX131
07/15/08	08/19/08	003258645	58281	68,180	49,860	18,320	26.9%	COPR	HORWITH	CHUX131
07/15/08	08/19/08	003258646	58282	30,440	51,280	(20,840)	-68.5%	COPR	HORWITH	CHUX131
07/15/08	08/19/08	003258647	58283	30,420	51,440	(21,020)	-69.1%	COPR	HORWITH	CHUX131
07/15/08	08/19/08	003258648	58284	46,860	50,360	(3,500)	-7.5%	COPR	HORWITH	NDYX320459
07/15/08	08/19/08	003258649	58285	68,920	51,660	17,260	25.0%	COPR	HORWITH	NDYX320459
07/15/08	08/19/08	003258650	58286	50,740	52,540	(1,800)	-3.5%	COPR	HORWITH	NDYX320459
07/15/08	08/19/08	003258651	58287	36,620	52,160	(15,540)	-42.4%	COPR	HORWITH	NDYX320459
07/15/08	08/18/08	003258652	58288	38,580	50,920	(12,340)	-32.0%	COPR	HORWITH	NRLX526210
07/15/08	08/18/08	003258653	58289	68,360	50,220	18,140	26.5%	COPR	HORWITH	NRLX526210
07/15/08	08/18/08	003258654	58290	68,760	49,760	19,000	27.6%	COPR	HORWITH	NRLX526210
07/15/08	08/18/08	003258655	58291	22,060	49,920	(27,860)	-126.3%	COPR	HORWITH	NRLX526210
07/15/08	08/18/08	003258656	58292	36,540	49,420	(12,880)	-35.2%	COPR	HORWITH	JTLX278
07/15/08	08/18/08	003258657	58293	68,020	50,680	17,340	25.5%	COPR	HORWITH	JTLX278
07/15/08	08/18/08	003258658	58294	66,560	52,140	14,420	21.7%	COPR	HORWITH	JTLX278
07/15/08	08/18/08	003258659	58295	29,100	51,480	(22,380)	-76.9%	COPR	HORWITH	JTLX278
07/15/08	08/18/08	003258660	58296	46,340	52,160	(5,820)	-12.6%	COPR	HORWITH	JTLX30158
07/15/08	08/18/08	003258661	58297	75,880	52,020	23,860	31.4%	COPR	HORWITH	JTLX30158
07/15/08	08/18/08	003258662	58298	38,640	50,560	(11,920)	-30.8%	COPR	HORWITH	JTLX30158
07/15/08	08/18/08	003258663	58299	38,620	49,920	(11,300)	-29.3%	COPR	HORWITH	JTLX30158
07/15/08	08/18/08	003258664	58300	27,460	50,480	(23,020)	-83.8%	COPR	HORWITH	JTLX166
07/15/08	08/18/08	003258665	58301	76,800	51,200	25,600	33.3%	COPR	HORWITH	JTLX166
07/15/08	08/18/08	003258666	58302	66,960	51,400	15,560	23.2%	COPR	HORWITH	JTLX166
07/15/08	08/18/08	003258667	58303	30,900	50,680	(19,780)	-64.0%	COPR	HORWITH	JTLX166
07/15/08	08/19/08	003258668	58304	24,160	50,720	(26,560)	-109.9%	COPR	HORWITH	NDYX320445
07/15/08	08/19/08	003258669	58305	68,560	49,900	18,660	27.2%	COPR	HORWITH	NDYX320445
07/16/08	08/19/08	003258671	58306	8,940	49,320	(40,380)	-451.7%	COPR	HORWITH	CHUX323
07/16/08	08/19/08	003258672	58307	69,340	49,480	19,860	28.6%	COPR	HORWITH	CHUX323
07/16/08	08/19/08	003258673	58308	67,300	50,560	16,740	24.9%	COPR	HORWITH	CHUX323
07/16/08	08/19/08	003258674	58309	53,820	50,620	3,200	5.9%	COPR	HORWITH	CHUX323
07/16/08	08/19/08	003258675	58310	16,140	50,400	(34,260)	-212.3%	COPR	HORWITH	CEFX35802
07/16/08	08/19/08	003258676	58311	76,560	49,800	26,760	35.0%	COPR	HORWITH	CEFX35802

Honeywell

HONEYWELL SA-7 USE HAZARDOUS WASTE TRACKING (2006)										
Date Shipped	Date of Return Manifest	State Manifest	Man. Doc #	Facilty Manifest Weight (lbs)	Estimated Weight (lbs)	Manifest - Estimate (lbs)	Manifest - Estimate (%)	Material	Transporter	RAILCAR #
07/16/08	08/19/08	003258677	58312	76,900	51,400	25,500	33.2%	COPR	HORWITH	CEFX35802
07/16/08	08/19/08	003258678	58313	29,060	49,280	(20,220)	-69.6%	COPR	HORWITH	CEFX35802
07/16/08	08/18/08	003258679	58314	76,640	51,080	25,560	33.4%	COPR	HORWITH	CITX300108
07/16/08	08/18/08	003258680	58315	67,060	50,620	16,440	24.5%	COPR	HORWITH	CITX300108
07/16/08	08/18/08	003258681	58316	30,360	52,120	(21,760)	-71.7%	COPR	HORWITH	CITX300108
07/16/08	08/18/08	003258682	58317	30,380	50,780	(20,400)	-67.1%	COPR	HORWITH	CITX300108
07/16/08	08/18/08	003258683	58318	67,240	50,580	16,660	24.8%	COPR	HORWITH	CITX300109
07/16/08	08/18/08	003258684	58319	68,360	50,960	17,400	25.5%	COPR	HORWITH	CITX300109
07/16/08	08/18/08	003258685	58320	29,920	50,420	(20,500)	-68.5%	COPR	HORWITH	CITX300109
07/16/08	08/18/08	003258686	58321	29,940	49,760	(19,820)	-66.2%	COPR	HORWITH	CITX300109
07/16/08	08/19/08	003258687	58322	68,840	48,980	19,860	28.8%	COPR	HORWITH	CHUX319
07/16/08	08/19/08	003258688	58323	67,200	49,880	17,320	25.8%	COPR	HORWITH	CHUX319
07/16/08	08/19/08	003258689	58324	33,760	50,880	(17,120)	-50.7%	COPR	HORWITH	CHUX319
07/16/08	08/19/08	003258690	58325	33,760	51,540	(17,780)	-52.7%	COPR	HORWITH	CHUX319
07/16/08	08/18/08	003258691	58326	67,860	50,240	17,620	26.0%	COPR	HORWITH	JTLX279
07/16/08	08/18/08	003258692	58327	67,720	51,180	16,540	24.4%	COPR	HORWITH	JTLX279
07/16/08	08/18/08	003258693	58328	34,680	50,140	(15,460)	-44.6%	COPR	HORWITH	JTLX279
07/16/08	08/18/08	003258694	58329	34,680	50,020	(15,340)	-44.2%	COPR	HORWITH	JTLX279
07/16/08	08/19/08	003258695	58330	23,700	50,680	(26,980)	-113.8%	COPR	HORWITH	CHUX245
07/16/08	08/19/08	003258696	58331	66,520	51,220	15,300	23.0%	COPR	HORWITH	CHUX245
07/16/08	08/19/08	003258697	58332	76,580	50,240	26,340	34.4%	COPR	HORWITH	CHUX245
07/16/08	08/19/08	003258698	58333	30,880	50,660	(19,780)	-64.1%	COPR	HORWITH	CHUX245
07/16/08	08/18/08	003258699	58334	68,200	50,600	17,600	25.8%	COPR	HORWITH	CITX300027
07/16/08	08/18/08	003258700	58335	67,940	50,220	17,720	26.1%	COPR	HORWITH	CITX300027
07/16/08	08/18/08	003258701	58336	18,360	50,520	(32,160)	-175.2%	COPR	HORWITH	CITX300027
07/16/08	08/18/08	003258702	58337	44,020	50,180	(6,160)	-14.0%	COPR	HORWITH	CITX300027
07/16/08	08/19/08	003258703	58338	68,540	51,780	16,760	24.5%	COPR	HORWITH	NDYX320445
07/16/08	08/21/08	003258704	58339	46,060	50,320	(4,260)	-9.2%	COPR	HORWITH	JTLX30165
07/16/08	08/21/08	003258705	58340	76,000	49,500	26,500	34.9%	COPR	HORWITH	JTLX30165
07/16/08	08/21/08	003258706	58341	37,560	49,040	(11,480)	-30.6%	COPR	HORWITH	JTLX30165
07/16/08	08/21/08	003258707	58342	37,560	50,420	(12,860)	-34.2%	COPR	HORWITH	JTLX30165
07/16/08	08/18/08	003258708	58343	47,420	49,440	(2,020)	-4.3%	COPR	HORWITH	JTLX30159
07/16/08	08/18/08	003258709	58344	66,940	49,540	17,400	26.0%	COPR	HORWITH	JTLX30159
07/16/08	08/18/08	003258710	58345	76,440	51,420	25,020	32.7%	COPR	HORWITH	JTLX30159
07/16/08	08/18/08	003258711	58346	9,100	50,500	(41,400)	-454.9%	COPR	HORWITH	JTLX30159
07/16/08	08/18/08	003258712	58347	6,960	51,740	(44,780)	-643.4%	COPR	HORWITH	JTLX57
07/16/08	08/18/08	003258713	58348	76,180	51,820	24,360	32.0%	COPR	HORWITH	JTLX57
07/16/08	08/18/08	003258714	58349	76,600	51,760	24,840	32.4%	COPR	HORWITH	JTLX57
07/16/08	08/18/08	003258715	58350	46,560	51,460	(4,900)	-10.5%	COPR	HORWITH	JTLX57
07/16/08	08/19/08	003258716	58351	62,140	51,240	10,900	17.5%	COPR	HORWITH	CHUX262
07/16/08	08/19/08	003258717	58352	67,180	49,480	17,700	26.3%	COPR	HORWITH	CHUX262
07/16/08	08/19/08	003258718	58353	35,140	49,760	(14,620)	-41.6%	COPR	HORWITH	CHUX262
07/16/08	08/19/08	003258719	58354	35,140	50,360	(15,220)	-43.3%	COPR	HORWITH	CHUX262
07/16/08	08/19/08	003258720	58355	36,240	50,200	(13,960)	-38.5%	COPR	HORWITH	CHUX321
07/16/08	08/19/08	003258721	58356	76,320	51,200	25,120	32.9%	COPR	HORWITH	CHUX321
07/16/08	08/19/08	003258722	58357	76,080	49,700	26,380	34.7%	COPR	HORWITH	CHUX321
07/16/08	08/19/08	003258723	58358	14,580	49,920	(35,340)	-242.4%	COPR	HORWITH	CHUX321
07/16/08	08/19/08	003258724	58359	20,920	49,980	(29,060)	-138.9%	COPR	HORWITH	CHUX268
07/16/08	08/19/08	003258725	58360	24,620	50,080	(25,460)	-103.4%	COPR	HORWITH	CHUX268
07/16/08	08/19/08	003258726	58361	76,960	48,780	28,180	36.6%	COPR	HORWITH	CHUX268
07/16/08	08/19/08	003258727	58362	76,520	51,220	25,300	33.1%	COPR	HORWITH	CHUX268
07/16/08	08/18/08	003258728	58363	27,160	50,080	(22,920)	-84.4%	COPR	HORWITH	JTLX141
07/16/08	08/18/08	003258729	58364	76,540	48,840	27,700	36.2%	COPR	HORWITH	JTLX141
07/16/08	08/18/08	003258730	58365	66,520	49,660	16,860	25.3%	COPR	HORWITH	JTLX141
07/16/08	08/18/08	003258731	58366	30,860	51,100	(20,240)	-65.6%	COPR	HORWITH	JTLX141
07/16/08	08/19/08	003258732	58367	40,760	51,260	(10,500)	-25.8%	COPR	HORWITH	NDYX320445
07/16/08	08/18/08	003258733	58368	29,080	50,800	(21,720)	-74.7%	COPR	HORWITH	JTLX30102
07/16/08	08/18/08	003258734	58369	29,080	50,620	(21,540)	-74.1%	COPR	HORWITH	JTLX30102
07/16/08	08/18/08	003258735	58370	66,740	49,900	16,840	25.2%	COPR	HORWITH	JTLX30102
07/16/08	08/18/08	003258736	58371	76,740	50,960	25,780	33.6%	COPR	HORWITH	JTLX30102
07/17/08	08/19/08	003258737	58372	75,680	50,540	25,140	33.2%	COPR	HORWITH	CHUX213
07/17/08	08/19/08	003258738	58373	76,820	50,380	26,440	34.4%	COPR	HORWITH	CHUX213
07/17/08	08/19/08	003258739	58374	25,660	50,100	(24,440)	-95.2%	COPR	HORWITH	CHUX213
07/17/08	08/19/08	003258740	58375	25,660	49,940	(24,280)	-94.6%	COPR	HORWITH	CHUX213
07/17/08	08/19/08	003258741	58376	44,660	49,740	(5,080)	-11.4%	COPR	HORWITH	CEFX35836
07/17/08	08/19/08	003258742	58377	76,260	49,860	26,400	34.6%	COPR	HORWITH	CEFX35836
07/17/08	08/19/08	003258743	58378	38,440	49,680	(11,240)	-29.2%	COPR	HORWITH	CEFX35836
07/17/08	08/19/08	003258744	58379	38,440	49,880	(11,440)	-29.8%	COPR	HORWITH	CEFX35836
07/17/08	08/18/08	003258745	58380	23,080	50,560	(27,480)	-119.1%	COPR	HORWITH	JTLX236
07/17/08	08/18/08	003258746	58381	76,720	51,380	25,340	33.0%	COPR	HORWITH	JTLX236
07/17/08	08/18/08	003258747	58382	67,240	50,320	16,920	25.2%	COPR	HORWITH	JTLX236
07/17/08	08/18/08	003258748	58383	32,340	51,020	(18,680)	-57.8%	COPR	HORWITH	JTLX236
07/17/08	08/18/08	003258749	58384	68,460	49,660	18,800	27.5%	COPR	HORWITH	DJLX98515
07/17/08	08/18/08	003258750	58385	76,420	50,200	26,220	34.3%	COPR	HORWITH	DJLX98515

Honeywell

HONEYWELL SA-7 USE HAZARDOUS WASTE TRACKING (2006)										
Date Shipped	Date of Return Manifest	State Manifest	Man. Doc #	Facilty Manifest Weight (lbs)	Estimated Weight (lbs)	Manifest - Estimate (lbs)	Manifest - Estimate (%)	Material	Transporter	RAILCAR #
07/17/08	08/18/08	003258751	58386	26,940	49,440	(22,500)	-83.5%	COPR	HORWITH	DJLX98515
07/17/08	08/18/08	003258752	58387	26,920	52,260	(25,340)	-94.1%	COPR	HORWITH	DJLX98515
07/17/08	08/19/08	003258753	58388	19,060	50,380	(31,320)	-164.3%	COPR	HORWITH	CEFX35800
07/17/08	08/19/08	003258754	58389	76,320	52,040	24,280	31.8%	COPR	HORWITH	CEFX35800
07/17/08	08/19/08	003258755	58390	67,240	51,660	15,580	23.2%	COPR	HORWITH	CEFX35800
07/17/08	08/19/08	003258756	58391	39,160	51,520	(12,360)	-31.6%	COPR	HORWITH	CEFX35800
07/17/08	08/18/08	003258757	58392	67,500	51,480	16,020	23.7%	COPR	HORWITH	CITX300123
07/17/08	08/18/08	003258758	58393	76,780	50,060	26,720	34.8%	COPR	HORWITH	CITX300123
07/17/08	08/18/08	003258759	58394	28,580	49,740	(21,160)	-74.0%	COPR	HORWITH	CITX300123
07/17/08	08/18/08	003258760	58395	28,600	51,040	(22,440)	-78.5%	COPR	HORWITH	CITX300123
07/17/08	08/19/08	003258761	58396	64,240	51,400	12,840	20.0%	COPR	HORWITH	NDYX320461
07/17/08	08/19/08	003258762	58397	68,300	50,740	17,560	25.7%	COPR	HORWITH	NDYX320461
07/17/08	08/19/08	003258763	58398	34,180	51,080	(16,900)	-49.4%	COPR	HORWITH	NDYX320461
07/17/08	08/19/08	003258764	58399	34,180	51,640	(17,460)	-51.1%	COPR	HORWITH	NDYX320461
07/17/08	08/19/08	003258765	58400	37,640	52,100	(14,460)	-38.4%	COPR	HORWITH	CHUX102
07/17/08	08/19/08	003258766	58401	76,100	52,060	24,040	31.6%	COPR	HORWITH	CHUX102
07/17/08	08/19/08	003258767	58402	76,920	50,700	26,220	34.1%	COPR	HORWITH	CHUX102
07/17/08	08/19/08	003258768	58403	12,240	50,440	(38,200)	-312.1%	COPR	HORWITH	CHUX102
07/17/08	08/19/08	003258769	58404	66,320	49,820	16,500	24.9%	COPR	HORWITH	CHUX196
07/17/08	08/19/08	003258770	58405	68,100	50,060	18,040	26.5%	COPR	HORWITH	CHUX196
07/17/08	08/19/08	003258771	58406	33,400	50,940	(17,540)	-52.5%	COPR	HORWITH	CHUX196
07/17/08	08/19/08	003258772	58407	33,400	51,440	(18,040)	-54.0%	COPR	HORWITH	CHUX196
07/17/08	08/18/08	003258773	58408	69,020	50,720	18,300	26.5%	COPR	HORWITH	CITX300154
07/17/08	08/18/08	003258774	58409	68,740	49,080	19,660	28.6%	COPR	HORWITH	CITX300154
07/17/08	08/18/08	003258775	58410	33,920	50,860	(16,940)	-49.9%	COPR	HORWITH	CITX300154
07/17/08	08/18/08	003258776	58411	33,940	50,420	(16,480)	-48.6%	COPR	HORWITH	CITX300154
07/17/08	08/19/08	003258777	58412	67,600	50,200	17,400	25.7%	COPR	HORWITH	CHUX185
07/17/08	08/19/08	003258778	58413	67,340	51,620	15,720	23.3%	COPR	HORWITH	CHUX185
07/17/08	08/19/08	003258779	58414	34,400	50,860	(16,460)	-47.8%	COPR	HORWITH	CHUX185
07/17/08	08/19/08	003258780	58415	34,400	51,040	(16,640)	-48.4%	COPR	HORWITH	CHUX185
07/17/08	08/18/08	003258781	58416	68,660	50,520	18,140	26.4%	COPR	HORWITH	CITX300136
07/17/08	08/18/08	003258791	58417	34,540	49,100	(14,560)	-42.2%	COPR	HORWITH	JTLX30171
07/17/08	08/18/08	003258782	58418	66,360	50,200	16,160	24.4%	COPR	HORWITH	CITX300136
07/17/08	08/18/08	003258783	58419	33,240	50,420	(17,180)	-51.7%	COPR	HORWITH	CITX300136
07/17/08	08/18/08	003258784	58420	33,220	50,560	(17,340)	-52.2%	COPR	HORWITH	CITX300136
07/17/08	08/19/08	003258785	58421	68,740	50,720	18,020	26.2%	COPR	HORWITH	CEFX30312
07/17/08	08/19/08	003258786	58422	68,940	52,540	16,400	23.8%	COPR	HORWITH	CEFX30312
07/17/08	08/19/08	003258787	58423	33,860	50,920	(17,060)	-50.4%	COPR	HORWITH	CEFX30312
07/17/08	08/19/08	003258788	58424	33,840	51,360	(17,520)	-51.8%	COPR	HORWITH	CEFX30312
07/17/08	08/18/08	003258789	58425	59,900	50,400	9,500	15.9%	COPR	HORWITH	JTLX30171
07/17/08	08/18/08	003258790	58426	67,500	50,720	16,780	24.9%	COPR	HORWITH	JTLX30171
07/17/08	08/18/08	003258792	58427	34,520	51,240	(16,720)	-48.4%	COPR	HORWITH	JTLX30171
07/17/08	08/19/08	003258793	58428	69,320	51,680	17,640	25.4%	COPR	HORWITH	CHUX175
07/17/08	08/19/08	003258794	58429	33,800	52,140	(18,340)	-54.3%	COPR	HORWITH	CHUX175
07/17/08	08/19/08	003258795	58430	67,580	50,180	17,400	25.7%	COPR	HORWITH	CHUX175
07/17/08	08/19/08	003258796	58431	33,820	51,580	(17,760)	-52.5%	COPR	HORWITH	CHUX175
07/17/08	08/18/08	003258797	58432	67,460	51,740	15,720	23.3%	COPR	HORWITH	JTLX30161
07/17/08	08/18/08	003258798	58433	67,720	49,340	18,380	27.1%	COPR	HORWITH	JTLX30161
07/17/08	08/18/08	003258799	58434	34,180	50,900	(16,720)	-48.9%	COPR	HORWITH	JTLX30161
07/17/08	08/18/08	003258800	58435	34,200	52,180	(17,980)	-52.6%	COPR	HORWITH	JTLX30161
07/18/08	08/19/08	003258801	58436	38,280	50,340	(12,060)	-31.5%	COPR	HORWITH	CHUX286
07/18/08	08/19/08	003258802	58437	68,340	48,540	19,800	29.0%	COPR	HORWITH	CHUX289
07/18/08	08/18/08	003258803	58438	22,300	49,960	(27,660)	-124.0%	COPR	HORWITH	JTLX30134
07/18/08	08/18/08	003258804	58439	66,720	50,040	16,680	25.0%	COPR	HORWITH	JTLX30134
07/18/08	08/19/08	003258805	58440	66,900	51,520	15,380	23.0%	COPR	HORWITH	CHUX286
07/18/08	08/19/08	003258806	58441	52,300	50,880	1,420	2.7%	COPR	HORWITH	CHUX286
07/18/08	08/19/08	003258807	58442	38,300	50,080	(11,780)	-30.8%	COPR	HORWITH	CHUX286
07/18/08	08/19/08	003258808	58443	23,640	51,880	(28,240)	-119.5%	COPR	HORWITH	CHUX289
07/18/08	08/20/08	003258809	58444	26,940	51,820	(24,880)	-92.4%	COPR	HORWITH	JTLX30144
07/18/08	08/18/08	003258810	58445	43,920	52,320	(8,400)	-19.1%	COPR	HORWITH	JTLX30134
07/18/08	08/20/08	003258811	58446	26,920	52,400	(25,480)	-94.7%	COPR	HORWITH	JTLX30144
07/18/08	08/19/08	003258812	58447	68,840	50,080	18,760	27.3%	COPR	HORWITH	CHUX289
07/18/08	08/19/08	003258813	58448	37,880	50,260	(12,380)	-32.7%	COPR	HORWITH	CHUX289
07/18/08	08/18/08	003258814	58449	67,500	49,740	17,760	26.3%	COPR	HORWITH	JTLX30134
07/18/08	08/20/08	003258815	58450	76,380	49,740	26,640	34.9%	COPR	HORWITH	JTLX30144
07/18/08	08/20/08	003258816	58451	68,700	51,320	17,380	25.3%	COPR	HORWITH	JTLX30144
07/18/08	08/18/08	003258817	58452	22,200	51,640	(29,440)	-132.6%	COPR	HORWITH	JTLX30156
07/18/08	08/18/08	003258818	58453	66,420	51,760	14,660	22.1%	COPR	HORWITH	JTLX30156
07/18/08	08/18/08	003258819	58454	66,700	48,800	17,900	26.8%	COPR	HORWITH	JTLX30156
07/18/08	08/18/08	003258820	58455	45,300	49,680	(4,380)	-9.7%	COPR	HORWITH	JTLX30156
07/18/08	08/19/08	003258821	58456	18,220	52,040	(33,820)	-185.6%	COPR	HORWITH	CHUX206
07/18/08	08/19/08	003258822	58457	68,560	50,640	17,920	26.1%	COPR	HORWITH	CHUX206
07/18/08	08/19/08	003258823	58458	69,180	49,440	19,740	28.5%	COPR	HORWITH	CHUX206
07/18/08	08/19/08	003258824	58459	45,060	51,040	(5,980)	-13.3%	COPR	HORWITH	CHUX206

HONEYWELL SA-7 USE HAZARDOUS WASTE TRACKING (2006)										
Date Shipped	Date of Return Manifest	State Manifest	Man. Doc #	Facilty Manifest Weight (lbs)	Estimated Weight (lbs)	Manifest - Estimate (lbs)	Manifest - Estimate (%)	Material	Transporter	RAILCAR #
07/18/08	08/19/08	003258825	58460	68,580	51,900	16,680	24.3%	COPR	HORWITH	CEFX35840
07/18/08	08/19/08	003258826	58461	16,900	50,120	(33,220)	-196.6%	COPR	HORWITH	CEFX35840
07/18/08	08/19/08	003258827	58462	67,720	51,520	16,200	23.9%	COPR	HORWITH	CEFX35840
07/18/08	08/18/08	003258828	58463	14,620	50,620	(36,000)	-246.2%	COPR	HORWITH	NRLX526159
07/18/08	08/18/08	003258829	58464	67,440	51,560	15,880	23.5%	COPR	HORWITH	NRLX526159
07/18/08	08/19/08	003258830	58465	49,260	50,780	(1,520)	-3.1%	COPR	HORWITH	CEFX35840
07/18/08	08/18/08	003258831	58466	67,740	50,820	16,920	25.0%	COPR	HORWITH	NRLX526159
07/18/08	08/18/08	003258832	58467	50,740	49,800	940	1.9%	COPR	HORWITH	NRLX526159
07/18/08	08/19/08	003258833	58468	12,320	49,920	(37,600)	-305.2%	COPR	HORWITH	CEFX35850
07/18/08	08/19/08	003258834	58469	68,600	50,560	18,040	26.3%	COPR	HORWITH	CEFX35850
07/18/08	08/19/08	003258835	58470	67,100	50,420	16,680	24.9%	COPR	HORWITH	CEFX35850
07/18/08	08/18/08	003258836	58471	29,480	50,460	(20,980)	-71.2%	COPR	HORWITH	CITX300107
07/18/08	08/19/08	003258837	58472	51,800	51,000	800	1.5%	COPR	HORWITH	CEFX35850
07/18/08	08/18/08	003258838	58473	77,780	50,300	27,480	35.3%	COPR	HORWITH	CITX300107
07/18/08	08/18/08	003258839	58474	77,100	50,800	26,300	34.1%	COPR	HORWITH	CITX300107
07/18/08	08/18/08	003258840	58475	6,200	49,860	(43,660)	-704.2%	COPR	HORWITH	NRLX526087
07/18/08	08/18/08	003258841	58476	16,900	51,500	(34,600)	-204.7%	COPR	HORWITH	CITX300107
07/18/08	08/18/08	003258842	58477	77,820	51,120	26,700	34.3%	COPR	HORWITH	NRLX526087
07/18/08	08/18/08	003258843	58478	77,080	50,660	26,420	34.3%	COPR	HORWITH	NRLX526087
07/18/08	08/18/08	003258844	58479	37,500	51,120	(13,620)	-36.3%	COPR	HORWITH	NRLX526087
07/18/08	08/19/08	003258845	58480	60,840	49,840	11,000	18.1%	COPR	HORWITH	CHUX219
07/18/08	08/19/08	003258846	58481	67,580	50,360	17,220	25.5%	COPR	HORWITH	CHUX219
07/18/08	08/19/08	003258847	58482	35,600	50,080	(14,480)	-40.7%	COPR	HORWITH	CHUX219
07/18/08	08/19/08	003258848	58483	35,580	50,460	(14,880)	-41.8%	COPR	HORWITH	CHUX219
07/18/08	08/18/08	003258849	58484	76,520	51,880	24,640	32.2%	COPR	HORWITH	NRLX526020
07/18/08	08/18/08	003258850	58485	76,080	50,820	25,260	33.2%	COPR	HORWITH	NRLX526020
07/18/08	08/18/08	003258851	58486	16,180	51,040	(34,860)	-215.5%	COPR	HORWITH	NRLX526020
07/18/08	08/18/08	003258852	58487	36,240	50,860	(14,620)	-40.3%	COPR	HORWITH	NRLX526020
07/18/08	08/19/08	003258853	58488	57,720	51,500	6,220	10.8%	COPR	HORWITH	NDYX320329
07/18/08	08/19/08	003258854	58489	77,120	49,840	27,280	35.4%	COPR	HORWITH	NDYX320329
07/18/08	08/19/08	003258855	58490	33,960	52,160	(18,200)	-53.6%	COPR	HORWITH	NDYX320329
07/18/08	08/19/08	003258856	58491	33,960	51,300	(17,340)	-51.1%	COPR	HORWITH	NDYX320329
07/18/08	08/18/08	003258857	58492	75,920	51,960	23,960	31.6%	COPR	HORWITH	CITX300021
07/18/08	08/18/08	003258858	58493	39,660	49,940	(10,280)	-25.9%	COPR	HORWITH	CITX300021
07/18/08	08/18/08	003258859	58494	77,180	51,480	25,700	33.3%	COPR	HORWITH	CITX300021
07/18/08	08/20/08	003258860	58495	24,420	52,100	(27,680)	-113.3%	COPR	HORWITH	CEFX35816
07/18/08	08/20/08	003258861	58496	68,700	52,000	16,700	24.3%	COPR	HORWITH	CEFX35816
07/18/08	08/18/08	003258862	58497	10,180	51,660	(41,480)	-407.5%	COPR	HORWITH	CITX300021
07/18/08	08/20/08	003258863	58498	68,640	49,480	19,160	27.9%	COPR	HORWITH	CEFX35816
07/21/08	08/20/08	003258864	58499	30,660	51,080	(20,420)	-66.6%	COPR	HORWITH	JTLX252
07/21/08	08/20/08	003258865	58500	68,300	49,020	19,280	28.2%	COPR	HORWITH	JTLX252
07/21/08	08/20/08	003258866	58501	68,820	50,400	18,420	26.8%	COPR	HORWITH	JTLX252
07/21/08	08/20/08	003258867	58502	30,400	49,660	(19,260)	-63.4%	COPR	HORWITH	JTLX252
07/21/08	08/20/08	003258868	58503	20,720	51,180	(30,460)	-147.0%	COPR	HORWITH	JTLX30121
07/21/08	08/20/08	003258869	58504	67,740	50,160	17,580	26.0%	COPR	HORWITH	JTLX30121
07/21/08	08/20/08	003258870	58505	66,740	49,460	17,280	25.9%	COPR	HORWITH	JTLX30121
07/21/08	08/20/08	003258871	58506	45,980	51,920	(5,940)	-12.9%	COPR	HORWITH	JTLX30121
07/21/08	08/20/08	003258872	58507	20,560	50,200	(29,640)	-144.2%	COPR	HORWITH	JTLX30151
07/21/08	08/20/08	003258873	58508	66,240	51,140	15,100	22.8%	COPR	HORWITH	JTLX30151
07/21/08	08/20/08	003258874	58509	67,560	52,220	15,340	22.7%	COPR	HORWITH	JTLX30151
07/21/08	08/20/08	003258875	58510	46,100	50,600	(4,500)	-9.8%	COPR	HORWITH	JTLX30151
07/21/08	08/20/08	003258876	58511	17,060	51,460	(34,400)	-201.6%	COPR	HORWITH	CEFX35843
07/21/08	08/20/08	003258877	58512	68,560	52,140	16,420	23.9%	COPR	HORWITH	CEFX35843
07/21/08	08/20/08	003258878	58513	67,780	50,040	17,740	26.2%	COPR	HORWITH	CEFX35843
07/21/08	08/20/08	003258879	58514	48,000	49,680	(1,680)	-3.5%	COPR	HORWITH	CEFX35843
07/21/08	08/20/08	003258880	58515	67,220	48,020	19,200	28.6%	COPR	HORWITH	CHUX255
07/21/08	08/20/08	003258881	58516	76,500	48,040	28,460	37.2%	COPR	HORWITH	CHUX255
07/21/08	08/20/08	003258882	58517	25,600	52,000	(26,400)	-103.1%	COPR	HORWITH	CHUX255
07/21/08	08/20/08	003258883	58518	6,980	51,880	(44,900)	-643.3%	COPR	HORWITH	CHUX165
07/21/08	08/20/08	003258884	58519	25,580	50,880	(25,300)	-98.9%	COPR	HORWITH	CHUX255
07/21/08	08/20/08	003258885	58520	77,780	51,760	26,020	33.5%	COPR	HORWITH	CHUX165
07/21/08	08/20/08	003258886	58521	67,600	50,260	17,340	25.7%	COPR	HORWITH	CHUX165
07/21/08	08/20/08	003258887	58522	50,740	51,240	(500)	-1.0%	COPR	HORWITH	CHUX165
07/21/08	08/20/08	003258888	58523	52,480	51,040	1,440	2.7%	COPR	HORWITH	CHUX124
07/21/08	08/20/08	003258889	58524	35,260	50,720	(15,460)	-43.8%	COPR	HORWITH	CHUX124
07/21/08	08/20/08	003258890	58525	77,220	50,220	27,000	35.0%	COPR	HORWITH	CHUX124
07/21/08	08/20/08	003258891	58526	35,260	51,700	(16,440)	-46.6%	COPR	HORWITH	CHUX124
07/21/08	08/20/08	003258892	58527	67,420	50,760	16,660	24.7%	COPR	HORWITH	CEFX35834
07/21/08	08/20/08	003258893	58528	34,720	50,560	(15,840)	-45.6%	COPR	HORWITH	CEFX35834
07/21/08	08/20/08	003258894	58529	57,960	49,840	8,120	14.0%	COPR	HORWITH	CEFX35834
07/21/08	08/20/08	003258895	58530	34,740	49,700	(14,960)	-43.1%	COPR	HORWITH	CEFX35834
07/21/08	08/20/08	003258896	58531	42,460	50,580	(8,120)	-19.1%	COPR	HORWITH	DJLX98531
07/21/08	08/20/08	003258897	58532	76,640	50,400	26,240	34.2%	COPR	HORWITH	DJLX98531
07/21/08	08/20/08	003258898	58533	68,260	48,580	19,680	28.8%	COPR	HORWITH	DJLX98531

Honeywell

HONEYWELL SA-7 USE HAZARDOUS WASTE TRACKING (2006)										
Date Shipped	Date of Return Manifest	State Manifest	Man. Doc #	Facilty Manifest Weight (lbs)	Estimated Weight (lbs)	Manifest - Estimate (lbs)	Manifest - Estimate (%)	Material	Transporter	RAILCAR #
07/21/08	08/20/08	003258899	58534	11,040	50,780	(39,740)	-360.0%	COPR	HORWITH	DJLX98531
07/21/08	08/20/08	003258900	58535	39,280	49,660	(10,380)	-26.4%	COPR	HORWITH	CHUX130
07/21/08	08/20/08	003258901	58536	66,240	48,860	17,380	26.2%	COPR	HORWITH	CHUX130
07/21/08	08/20/08	003258902	58537	66,980	49,420	17,560	26.2%	COPR	HORWITH	CHUX130
07/21/08	08/20/08	003258903	58538	37,140	51,100	(13,960)	-37.6%	COPR	HORWITH	CHUX315
07/21/08	08/20/08	003258904	58539	24,940	48,580	(23,640)	-94.8%	COPR	HORWITH	CHUX130
07/21/08	08/20/08	003258905	58540	67,680	49,000	18,680	27.6%	COPR	HORWITH	CHUX315
07/21/08	08/20/08	003258906	58541	66,580	50,680	15,900	23.9%	COPR	HORWITH	CHUX315
07/21/08	08/20/08	003258907	58542	28,460	51,920	(23,460)	-82.4%	COPR	HORWITH	CHUX315
07/21/08	08/20/08	003258908	58543	68,420	51,140	17,280	25.3%	COPR	HORWITH	CHUX230
07/21/08	08/20/08	003258909	58544	69,240	51,020	18,220	26.3%	COPR	HORWITH	CHUX230
07/21/08	08/20/08	003258910	58545	28,800	48,800	(20,000)	-69.4%	COPR	HORWITH	CHUX230
07/21/08	08/20/08	003258911	58546	28,780	49,980	(21,200)	-73.7%	COPR	HORWITH	CHUX230
07/21/08	08/20/08	003258912	58547	66,940	50,480	16,460	24.6%	COPR	HORWITH	CEFX35240
07/21/08	08/20/08	003258913	58548	67,960	49,620	18,340	27.0%	COPR	HORWITH	CEFX35240
07/21/08	08/20/08	003258914	58549	38,500	51,080	(12,580)	-32.7%	COPR	HORWITH	CEFX35240
07/21/08	08/20/08	003258915	58550	38,500	50,760	(12,260)	-31.8%	COPR	HORWITH	CEFX35240
07/21/08	08/20/08	003258916	58551	66,520	50,100	16,420	24.7%	COPR	HORWITH	JTLX30127
07/21/08	08/20/08	003258917	58552	67,640	50,400	17,240	25.5%	COPR	HORWITH	JTLX30127
07/21/08	08/20/08	003258918	58553	33,140	49,620	(16,480)	-49.7%	COPR	HORWITH	JTLX30127
07/21/08	08/20/08	003258919	58554	33,120	50,340	(17,220)	-52.0%	COPR	HORWITH	JTLX30127
07/21/08	08/20/08	003258920	58555	47,660	51,420	(3,760)	-7.9%	COPR	HORWITH	JTLX30147
07/21/08	08/20/08	003258921	58556	67,420	51,140	16,280	24.1%	COPR	HORWITH	JTLX30147
07/21/08	08/20/08	003258922	58557	66,240	49,960	16,280	24.6%	COPR	HORWITH	JTLX30147
07/21/08	08/20/08	003258923	58558	21,640	51,200	(29,560)	-136.6%	COPR	HORWITH	JTLX30147
07/21/08	08/20/08	003258924	58559	43,860	50,540	(6,680)	-15.2%	COPR	HORWITH	CHUX140
07/21/08	08/20/08	003258925	58560	668,200	50,260	617,940	92.5%	COPR	HORWITH	CHUX140
07/21/08	08/20/08	003258926	58561	66,380	50,740	15,640	23.6%	COPR	HORWITH	CHUX140
07/21/08	08/20/08	003258927	58562	39,660	51,220	(11,560)	-29.1%	COPR	HORWITH	CEFX35816
07/22/08	08/20/08	003258928	58563	12,040	49,980	(37,940)	-315.1%	COPR	HORWITH	NDYX320465
07/22/08	08/20/08	003258929	58564	76,840	49,560	27,280	35.5%	COPR	HORWITH	NDYX320465
07/22/08	08/20/08	003258930	58565	76,040	50,520	25,520	33.6%	COPR	HORWITH	NDYX320465
07/22/08	08/20/08	003258931	58566	30,980	48,860	(17,880)	-57.7%	COPR	HORWITH	NDYX320465
07/22/08	08/20/08	003258932	58567	36,760	51,180	(14,420)	-39.2%	COPR	HORWITH	CHUX197
07/22/08	08/20/08	003258933	58568	67,100	49,800	17,300	25.8%	COPR	HORWITH	CHUX197
07/22/08	08/20/08	003258934	58569	76,900	51,900	25,000	32.5%	COPR	HORWITH	CHUX197
07/22/08	08/20/08	003258935	58570	21,400	50,780	(29,380)	-137.3%	COPR	HORWITH	CHUX197
07/22/08	08/20/08	003258936	58571	7,660	50,780	(43,120)	-562.9%	COPR	HORWITH	CHUX266
07/22/08	08/20/08	003258937	58572	75,840	51,080	24,760	32.6%	COPR	HORWITH	CHUX266
07/22/08	08/20/08	003258938	58573	59,740	50,760	8,980	15.0%	COPR	HORWITH	CITX300167
07/22/08	08/20/08	003258939	58574	77,240	51,360	25,880	33.5%	COPR	HORWITH	CHUX266
07/22/08	08/20/08	003258940	58575	39,840	48,860	(9,020)	-22.6%	COPR	HORWITH	CHUX266
07/22/08	08/20/08	003258941	58576	15,880	50,660	(34,780)	-219.0%	COPR	HORWITH	JTLX264
07/22/08	08/20/08	003258942	58577	67,020	50,000	17,020	25.4%	COPR	HORWITH	JTLX264
07/22/08	08/20/08	003258943	58578	66,400	50,500	15,900	23.9%	COPR	HORWITH	JTLX264
07/22/08	08/20/08	003258944	58579	51,900	50,020	1,880	3.6%	COPR	HORWITH	JTLX264
07/22/08	08/20/08	003258945	58580	68,740	50,220	18,520	26.9%	COPR	HORWITH	JTLX30162
07/22/08	08/20/08	003258946	58581	67,220	48,840	18,380	27.3%	COPR	HORWITH	JTLX30162
07/22/08	08/20/08	003258947	58582	26,600	48,960	(22,360)	-84.1%	COPR	HORWITH	JTLX30162
07/22/08	08/20/08	003258948	58583	26,600	48,780	(22,180)	-83.4%	COPR	HORWITH	JTLX30162
07/22/08	08/20/08	003258949	58584	72,620	48,860	23,760	32.7%	COPR	HORWITH	CEFX35852
07/22/08	08/20/08	003258950	58585	67,860	50,520	17,340	25.6%	COPR	HORWITH	CEFX35852
07/22/08	08/20/08	003258951	58586	33,400	51,900	(18,500)	-55.4%	COPR	HORWITH	CEFX35852
07/22/08	08/20/08	003258952	58587	33,400	51,100	(17,700)	-53.0%	COPR	HORWITH	CEFX35852
07/22/08	08/20/08	003258953	58588	67,180	51,180	16,000	23.8%	COPR	HORWITH	JTLX262
07/22/08	08/20/08	003258954	58589	66,360	50,840	15,520	23.4%	COPR	HORWITH	JTLX262
07/22/08	08/20/08	003258955	58590	68,420	52,320	16,100	23.5%	COPR	HORWITH	JTLX262
07/22/08	08/20/08	003258956	58591	3,820	51,200	(47,380)	-1240.3%	COPR	HORWITH	JTLX262
07/22/08	08/20/08	003258957	58592	67,320	51,480	15,840	23.5%	COPR	HORWITH	JTLX4058
07/22/08	08/20/08	003258958	58593	67,180	51,460	15,720	23.4%	COPR	HORWITH	JTLX270
07/22/08	08/20/08	003258959	58594	67,080	50,740	16,340	24.4%	COPR	HORWITH	JTLX4058
07/22/08	08/20/08	003258960	58595	68,100	48,940	19,160	28.1%	COPR	HORWITH	CITX300167
07/22/08	08/20/08	003258961	58596	34,520	50,300	(15,780)	-45.7%	COPR	HORWITH	CITX300167
07/22/08	08/20/08	003258962	58597	34,500	51,740	(17,240)	-50.0%	COPR	HORWITH	CITX300167
07/22/08	08/20/08	003258963	58598	22,400	50,820	(28,420)	-126.9%	COPR	HORWITH	CHUX140
07/22/08	08/20/08	003258964	58599	46,000	52,340	(6,340)	-13.8%	COPR	HORWITH	CHUX150
07/22/08	08/20/08	003258965	58600	76,380	49,540	26,840	35.1%	COPR	HORWITH	CHUX150
07/22/08	08/20/08	003258966	58601	66,040	50,560	15,480	23.4%	COPR	HORWITH	CHUX150
07/22/08	08/20/08	003258967	58602	8,140	52,040	(43,900)	-539.3%	COPR	HORWITH	CHUX150
07/22/08	08/20/08	003258968	58603	53,660	50,580	3,080	5.7%	COPR	HORWITH	NDYX320320
07/22/08	08/20/08	003258969	58604	66,800	50,500	16,300	24.4%	COPR	HORWITH	NDYX320320
07/22/08	08/20/08	003258970	58605	38,140	49,860	(11,720)	-30.7%	COPR	HORWITH	NDYX320320
07/22/08	08/20/08	003258971	58606	38,160	51,960	(13,800)	-36.2%	COPR	HORWITH	NDYX320320
07/22/08	08/20/08	003258972	58607	34,520	50,160	(15,640)	-45.3%	COPR	HORWITH	JTLX4058

Honeywell

HONEYWELL SA-7 USE HAZARDOUS WASTE TRACKING (2006)										
Date Shipped	Date of Return Manifest	State Manifest	Man. Doc #	Facilty Manifest Weight (lbs)	Estimated Weight (lbs)	Manifest - Estimate (lbs)	Manifest - Estimate (%)	Material	Transporter	RAILCAR #
07/22/08	08/20/08	003258973	58608	34,500	48,840	(14,340)	-41.6%	COPR	HORWITH	JTLX4058
07/22/08	08/20/08	003258974	58609	61,840	51,080	10,760	17.4%	COPR	HORWITH	JTLX240
07/22/08	08/20/08	003258975	58610	68,360	49,360	19,000	27.8%	COPR	HORWITH	JTLX240
07/22/08	08/20/08	003258976	58611	33,900	51,060	(17,160)	-50.6%	COPR	HORWITH	JTLX240
07/22/08	08/20/08	003258977	58612	33,920	51,320	(17,400)	-51.3%	COPR	HORWITH	JTLX240
07/22/08	08/20/08	003258978	58613	46,480	51,060	(4,580)	-9.9%	COPR	HORWITH	NRLX526181
07/22/08	08/20/08	003258979	58614	76,800	49,900	26,900	35.0%	COPR	HORWITH	NRLX526181
07/22/08	08/20/08	003258980	58615	6,880	49,880	(43,000)	-625.0%	COPR	HORWITH	NRLX526181
07/22/08	08/20/08	003258981	58616	68,140	49,580	18,560	27.2%	COPR	HORWITH	NRLX526181
07/22/08	08/20/08	003258982	58617	45,320	51,040	(5,720)	-12.6%	COPR	HORWITH	JTLX30128
07/22/08	08/20/08	003258983	58618	68,060	50,680	17,380	25.5%	COPR	HORWITH	JTLX30128
07/22/08	08/20/08	003258984	58619	68,760	50,920	17,840	25.9%	COPR	HORWITH	JTLX30128
07/22/08	08/20/08	003258985	58620	19,460	51,040	(31,580)	-162.3%	COPR	HORWITH	JTLX30128
07/22/08	08/20/08	003258986	58621	43,480	50,920	(7,440)	-17.1%	COPR	HORWITH	CEFX35827
07/22/08	08/20/08	003258987	58622	67,620	50,420	17,200	25.4%	COPR	HORWITH	CEFX35827
07/22/08	08/20/08	003258988	58623	66,520	50,120	16,400	24.7%	COPR	HORWITH	CEFX35827
07/22/08	08/20/08	003258989	58624	22,320	50,280	(27,960)	-125.3%	COPR	HORWITH	CEFX35827
07/22/08	08/20/08	003258990	58625	25,420	51,400	(25,980)	-102.2%	COPR	HORWITH	JTLX270
07/23/08	08/20/08	003258991	58626	67,420	49,480	17,940	26.6%	COPR	HORWITH	JTLX277
07/23/08	08/20/08	003258992	58627	77,240	50,400	26,840	34.7%	COPR	HORWITH	JTLX277
07/23/08	08/20/08	003258993	58628	25,820	50,460	(24,640)	-95.4%	COPR	HORWITH	JTLX277
07/23/08	08/20/08	003258994	58629	25,800	51,620	(25,820)	-100.1%	COPR	HORWITH	JTLX277
07/23/08	08/20/08	003258995	58630	16,900	50,980	(34,080)	-201.7%	COPR	HORWITH	DJLX98509
07/23/08	08/20/08	003258996	58631	77,120	50,280	26,840	34.8%	COPR	HORWITH	DJLX98509
07/23/08	08/20/08	003258997	58632	76,280	50,280	26,000	34.1%	COPR	HORWITH	DJLX98509
07/23/08	08/20/08	003258998	58633	28,940	50,520	(21,580)	-74.6%	COPR	HORWITH	DJLX98509
07/23/08	08/20/08	003258999	58634	67,340	50,840	16,500	24.5%	COPR	HORWITH	CEFX35238
07/23/08	08/20/08	003259000	58635	67,300	51,900	15,400	22.9%	COPR	HORWITH	CEFX35238
07/23/08	08/20/08	003259006	58636	68,740	50,800	17,940	26.1%	COPR	HORWITH	NDYX320343
07/23/08	08/20/08	000857868	58637	33,660	51,380	(17,720)	-52.6%	COPR	HORWITH	CEFX35238
07/23/08	08/20/08	000857867	58638	33,640	50,840	(17,200)	-51.1%	COPR	HORWITH	CEFX35238
07/23/08	08/20/08	000857869	58639	68,060	50,380	17,680	26.0%	COPR	HORWITH	NDYX320343
07/23/08	08/20/08	003259007	58640	34,240	49,960	(15,720)	-45.9%	COPR	HORWITH	NDYX320343
07/23/08	08/20/08	003259008	58641	76,920	49,740	27,180	35.3%	COPR	HORWITH	JTLX270
07/23/08	08/20/08	003259009	58642	34,220	50,020	(15,800)	-46.2%	COPR	HORWITH	NDYX320343
07/23/08	08/20/08	003259010	58643	38,660	50,100	(11,440)	-29.6%	COPR	HORWITH	JTLX270
07/23/08	08/20/08	003259011	58644	28,720	51,320	(22,600)	-78.7%	COPR	HORWITH	JTLX30163
07/23/08	08/20/08	003259012	58645	67,440	49,240	18,200	27.0%	COPR	HORWITH	JTLX30163
07/23/08	08/20/08	003259013	58646	67,740	48,760	18,980	28.0%	COPR	HORWITH	JTLX30163
07/23/08	08/20/08	003259014	58647	31,560	48,940	(17,380)	-55.1%	COPR	HORWITH	JTLX30163
07/23/08	08/20/08	003259015	58648	24,500	49,360	(24,860)	-101.5%	COPR	HORWITH	JTLX30113
07/23/08	08/20/08	003259016	58649	67,740	49,400	18,340	27.1%	COPR	HORWITH	JTLX30113
07/23/08	08/20/08	003259017	58650	68,080	51,660	16,420	24.1%	COPR	HORWITH	JTLX30113
07/23/08	08/21/08	003259018	58651	38,900	51,400	(12,500)	-32.1%	COPR	HORWITH	NDYX320452
07/23/08	08/20/08	003259019	58652	41,720	52,240	(10,520)	-25.2%	COPR	HORWITH	JTLX30113
07/23/08	08/21/08	003259020	58653	68,100	51,240	16,860	24.8%	COPR	HORWITH	NDYX320452
07/23/08	08/21/08	003259021	58654	30,720	51,480	(20,760)	-67.6%	COPR	HORWITH	NDYX320452
07/23/08	08/20/08	003259022	58655	21,540	50,500	(28,960)	-134.4%	COPR	HORWITH	JTLX30112
07/23/08	08/21/08	003259023	58656	67,020	51,440	15,580	23.2%	COPR	HORWITH	NDYX320452
07/23/08	08/20/08	003259024	58657	77,360	49,920	27,440	35.5%	COPR	HORWITH	JTLX30112
07/23/08	08/21/08	003259025	58658	14,360	49,840	(35,480)	-247.1%	COPR	HORWITH	NDYX320346
07/23/08	08/21/08	003259026	58659	76,780	49,560	27,220	35.5%	COPR	HORWITH	NDYX320346
07/23/08	08/21/08	003259027	58660	76,220	50,000	26,220	34.4%	COPR	HORWITH	NDYX320346
07/23/08	08/21/08	003259028	58661	29,360	50,200	(20,840)	-71.0%	COPR	HORWITH	NDYX320346
07/23/08	08/20/08	003259029	58662	10,160	49,640	(39,480)	-388.6%	COPR	HORWITH	CEFX35841
07/23/08	08/20/08	003259030	58663	76,380	50,700	25,680	33.6%	COPR	HORWITH	CEFX35841
07/23/08	08/20/08	003259031	58664	67,920	50,700	17,220	25.4%	COPR	HORWITH	CEFX35841
07/23/08	08/20/08	003259032	58665	43,360	49,780	(6,420)	-14.8%	COPR	HORWITH	CEFX35841
07/23/08	08/21/08	003259033	58666	15,200	49,520	(34,320)	-225.8%	COPR	HORWITH	CHUX128
07/23/08	08/21/08	003259034	58667	69,360	51,420	17,940	25.9%	COPR	HORWITH	CHUX128
07/23/08	08/21/08	003259035	58668	76,760	51,060	25,700	33.5%	COPR	HORWITH	CHUX128
07/23/08	08/21/08	003259036	58669	43,920	51,200	(7,280)	-16.6%	COPR	HORWITH	CHUX128
07/23/08	08/20/08	003259037	58670	77,600	52,420	25,180	32.4%	COPR	HORWITH	CHUX170
07/23/08	08/20/08	003259038	58671	68,860	51,620	17,240	25.0%	COPR	HORWITH	CHUX170
07/23/08	08/20/08	003259039	58672	27,420	50,200	(22,780)	-83.1%	COPR	HORWITH	CHUX170
07/23/08	08/20/08	003259040	58673	27,440	50,320	(22,880)	-83.4%	COPR	HORWITH	CHUX170
07/23/08	08/20/08	003259041	58674	25,580	50,100	(24,520)	-95.9%	COPR	HORWITH	CHUX225
07/23/08	08/20/08	003259042	58675	76,400	51,700	24,700	32.3%	COPR	HORWITH	CHUX225
07/23/08	08/20/08	003259043	58676	68,240	50,820	17,420	25.5%	COPR	HORWITH	CHUX225
07/23/08	08/20/08	003259044	58677	32,340	50,780	(18,440)	-57.0%	COPR	HORWITH	CHUX225
07/23/08	08/20/08	003259045	58678	53,240	52,180	1,060	2.0%	COPR	HORWITH	CEFX35237
07/23/08	08/20/08	003259046	58679	77,380	52,200	25,180	32.5%	COPR	HORWITH	CEFX35237
07/23/08	08/20/08	003259047	58680	38,140	51,980	(13,840)	-36.3%	COPR	HORWITH	CEFX35237
07/23/08	08/20/08	003259048	58681	38,140	52,140	(14,000)	-36.7%	COPR	HORWITH	CEFX35237

Honeywell

HONEYWELL SA-7 USE HAZARDOUS WASTE TRACKING (2006)										
Date Shipped	Date of Return Manifest	State Manifest	Man. Doc #	Facilty Manifest Weight (lbs)	Estimated Weight (lbs)	Manifest - Estimate (lbs)	Manifest - Estimate (%)	Material	Transporter	RAILCAR #
07/23/08	08/20/08	003259051	58682	67,540	51,160	16,380	24.3%	COPR	HORWITH	JTLX30112
07/23/08	08/20/08	003259052	58683	33,160	51,680	(18,520)	-55.9%	COPR	HORWITH	JTLX30112
07/23/08	08/20/08	003259053	58684	37,160	51,940	(14,780)	-39.8%	COPR	HORWITH	DJLX98524
07/23/08	08/20/08	003259054	58685	77,420	50,700	26,720	34.5%	COPR	HORWITH	DJLX98524
07/23/08	08/20/08	003259055	58686	68,520	49,760	18,760	27.4%	COPR	HORWITH	DJLX98524
07/23/08	08/20/08	003259056	58687	15,020	52,180	(37,160)	-247.4%	COPR	HORWITH	DJLX98524
07/23/08	08/20/08	003259057	58688	25,480	52,340	(26,860)	-105.4%	COPR	HORWITH	JTLX239
07/23/08	08/20/08	003259058	58689	66,900	52,160	14,740	22.0%	COPR	HORWITH	JTLX239
07/23/08	08/20/08	003259059	58690	67,120	50,500	16,620	24.8%	COPR	HORWITH	JTLX239
07/23/08	08/20/08	003259060	58691	41,700	51,160	(9,460)	-22.7%	COPR	HORWITH	JTLX239
07/24/08	08/20/08	003259061	58692	68,420	51,360	17,060	24.9%	COPR	HORWITH	TILX520224
07/24/08	08/20/08	003259062	58693	68,660	51,440	17,220	25.1%	COPR	HORWITH	TILX520224
07/24/08	08/20/08	003259063	58694	33,620	51,460	(17,840)	-53.1%	COPR	HORWITH	TILX520224
07/24/08	08/20/08	003259064	58695	33,640	51,360	(17,720)	-52.7%	COPR	HORWITH	TILX520224
07/24/08	08/20/08	003259065	58696	23,700	48,800	(25,100)	-105.9%	COPR	HORWITH	CEFX30296
07/24/08	08/20/08	003259066	58697	76,240	50,320	25,920	34.0%	COPR	HORWITH	CEFX30296
07/24/08	08/20/08	003259067	58698	68,780	48,860	19,920	29.0%	COPR	HORWITH	CEFX30296
07/24/08	08/20/08	003259068	58699	24,680	49,660	(24,980)	-101.2%	COPR	HORWITH	CEFX30296
07/24/08	08/20/08	003259069	58700	24,400	51,260	(26,860)	-110.1%	COPR	HORWITH	TILX520192
07/24/08	08/20/08	003259070	58701	66,720	51,040	15,680	23.5%	COPR	HORWITH	TILX520192
07/24/08	08/20/08	003259071	58702	68,040	51,520	16,520	24.3%	COPR	HORWITH	TILX520192
07/24/08	08/20/08	003259072	58703	44,020	52,060	(8,040)	-18.3%	COPR	HORWITH	TILX520192
07/24/08	08/20/08	003259073	58704	14,460	50,140	(35,680)	-246.7%	COPR	HORWITH	CEFX31690
07/24/08	08/20/08	003259074	58705	68,520	48,020	20,500	29.9%	COPR	HORWITH	CEFX31690
07/24/08	08/20/08	003259075	58706	67,420	49,420	18,000	26.7%	COPR	HORWITH	CEFX31690
07/24/08	08/20/08	003259076	58707	43,400	50,160	(6,760)	-15.6%	COPR	HORWITH	CEFX31690
07/24/08	08/20/08	003259077	58708	68,100	50,220	17,880	26.3%	COPR	HORWITH	TILX520232
07/24/08	08/20/08	003259078	58709	76,800	51,340	25,460	33.2%	COPR	HORWITH	TILX520232
07/24/08	08/20/08	003259079	58710	27,220	51,140	(23,920)	-87.9%	COPR	HORWITH	TILX520232
07/24/08	08/20/08	003259080	58711	27,220	49,480	(22,260)	-81.8%	COPR	HORWITH	TILX520232
07/24/08	08/20/08	003259081	58712	36,580	50,780	(14,200)	-38.8%	COPR	HORWITH	CEFX31677
07/24/08	08/20/08	003259082	58713	77,420	48,860	28,560	36.9%	COPR	HORWITH	CEFX31677
07/24/08	08/20/08	003259083	58714	68,700	51,080	17,620	25.6%	COPR	HORWITH	CEFX31677
07/24/08	08/20/08	003259084	58715	16,060	50,940	(34,880)	-217.2%	COPR	HORWITH	CEFX31677
07/24/08	08/20/08	003259085	58716	67,440	50,540	16,900	25.1%	COPR	HORWITH	TILX520185
07/24/08	08/20/08	003259086	58717	13,080	49,720	(36,640)	-280.1%	COPR	HORWITH	TILX520185
07/24/08	08/20/08	003259087	58718	77,280	52,120	25,160	32.6%	COPR	HORWITH	TILX520185
07/24/08	08/20/08	003259088	58719	55,060	49,900	5,160	9.4%	COPR	HORWITH	TILX520177
07/24/08	08/20/08	003259089	58720	76,820	51,680	25,140	32.7%	COPR	HORWITH	TILX520177
07/24/08	08/20/08	003259090	58721	39,620	52,000	(12,380)	-31.2%	COPR	HORWITH	TILX520185
07/24/08	08/20/08	003259091	58722	31,940	50,700	(18,760)	-58.7%	COPR	HORWITH	TILX520177
07/24/08	08/20/08	003259092	58723	31,940	48,940	(17,000)	-53.2%	COPR	HORWITH	TILX520177
07/24/08	08/20/08	003259093	58724	50,820	50,160	660	1.3%	COPR	HORWITH	CEFX31061
07/24/08	08/20/08	003259094	58725	76,980	50,400	26,580	34.5%	COPR	HORWITH	CEFX31061
07/24/08	08/20/08	003259095	58726	33,680	49,360	(15,680)	-46.6%	COPR	HORWITH	CEFX31061
07/24/08	08/20/08	003259096	58727	33,700	50,200	(16,500)	-49.0%	COPR	HORWITH	CEFX31061
07/24/08	08/20/08	003259097	58728	47,220	49,940	(2,720)	-5.8%	COPR	HORWITH	CHUX249
07/24/08	08/20/08	003259098	58729	76,440	50,380	26,060	34.1%	COPR	HORWITH	CHUX249
07/24/08	08/20/08	003259099	58730	34,300	48,860	(14,560)	-42.4%	COPR	HORWITH	CHUX249
07/24/08	08/20/08	003259100	58731	34,320	51,180	(16,860)	-49.1%	COPR	HORWITH	CHUX249
07/24/08	08/20/08	003259101	58732	67,320	51,060	16,260	24.2%	COPR	HORWITH	NRLX527651
07/24/08	08/20/08	003259102	58733	77,300	50,740	26,560	34.4%	COPR	HORWITH	NRLX527651
07/24/08	08/20/08	003259103	58734	27,700	51,100	(23,400)	-84.5%	COPR	HORWITH	NRLX527651
07/24/08	08/20/08	003259104	58735	27,720	51,000	(23,280)	-84.0%	COPR	HORWITH	NRLX527651
07/24/08	08/20/08	003259105	58736	43,960	51,180	(7,220)	-16.4%	COPR	HORWITH	JTLX30153
07/24/08	08/20/08	003259106	58737	76,720	50,380	26,340	34.3%	COPR	HORWITH	JTLX30153
07/24/08	08/20/08	003259107	58738	38,940	51,340	(12,400)	-31.8%	COPR	HORWITH	JTLX30153
07/24/08	08/20/08	003259108	58739	38,920	51,200	(12,280)	-31.6%	COPR	HORWITH	JTLX30153
07/24/08	08/20/08	003259109	58740	33,320	50,060	(16,740)	-50.2%	COPR	HORWITH	CHUX275
07/24/08	08/20/08	003259110	58741	68,300	49,540	18,760	27.5%	COPR	HORWITH	CHUX275
07/24/08	08/20/08	003259111	58742	66,980	51,040	15,940	23.8%	COPR	HORWITH	CHUX275
07/24/08	08/20/08	003259112	58743	29,780	51,500	(21,720)	-72.9%	COPR	HORWITH	CHUX275
07/24/08	08/20/08	003259113	58744	46,400	51,000	(4,600)	-9.9%	COPR	HORWITH	CITX300163
07/24/08	08/20/08	003259114	58745	68,640	49,740	18,900	27.5%	COPR	HORWITH	CITX300163
07/24/08	08/20/08	003259115	58746	68,080	48,400	19,680	28.9%	COPR	HORWITH	CITX300163
07/24/08	08/20/08	003259116	58747	14,260	49,540	(35,280)	-247.4%	COPR	HORWITH	CITX300163
07/24/08	08/20/08	003259117	58748	9,200	50,600	(41,400)	-450.0%	COPR	HORWITH	CJUX132
07/24/08	08/20/08	003259118	58749	76,820	51,400	25,420	33.1%	COPR	HORWITH	CJUX132
07/24/08	08/20/08	003259119	58750	77,580	50,160	27,420	35.3%	COPR	HORWITH	CJUX132
07/24/08	08/20/08	003259120	58751	35,600	51,760	(16,160)	-45.4%	COPR	HORWITH	CEFX35242
07/24/08	08/20/08	003259121	58752	34,680	49,760	(15,080)	-43.5%	COPR	HORWITH	CJUX132
07/24/08	08/20/08	003259122	58753	76,220	51,380	24,840	32.6%	COPR	HORWITH	CITX300126
07/24/08	08/20/08	003259123	58754	76,460	50,560	25,900	33.9%	COPR	HORWITH	CEFX35242
07/24/08	08/20/08	003259124	58755	22,840	50,640	(27,800)	-121.7%	COPR	HORWITH	CEFX35242

Honeywell

HONEYWELL SA-7 USE HAZARDOUS WASTE TRACKING (2006)										
Date Shipped	Date of Return Manifest	State Manifest	Man. Doc #	Facilty Manifest Weight (lbs)	Estimated Weight (lbs)	Manifest - Estimate (lbs)	Manifest - Estimate (%)	Material	Transporter	RAILCAR #
07/24/08	08/20/08	003259125	58756	46,580	51,340	(4,760)	-10.2%	COPR	HORWITH	CITX300126
07/24/08	08/20/08	003259126	58757	68,120	51,800	16,320	24.0%	COPR	HORWITH	CEFX35242
07/25/08	08/21/08	003259128	58758	52,920	50,040	2,880	5.4%	COPR	HORWITH	CITX300034
07/25/08	08/21/08	003259129	58759	67,920	49,540	18,380	27.1%	COPR	HORWITH	CITX300034
07/25/08	08/21/08	003259130	58760	67,220	50,340	16,880	25.1%	COPR	HORWITH	CITX300034
07/25/08	08/21/08	003259131	58761	8,720	50,560	(41,840)	-479.8%	COPR	HORWITH	CITX300034
07/25/08	08/20/08	003259132	58762	58,900	52,200	6,700	11.4%	COPR	HORWITH	NRLX527920
07/25/08	08/20/08	003259133	58763	67,100	50,060	17,040	25.4%	COPR	HORWITH	NRLX527920
07/25/08	08/20/08	003259134	58764	33,440	48,860	(15,420)	-46.1%	COPR	HORWITH	NRLX527920
07/25/08	08/20/08	003259135	58765	33,420	49,680	(16,260)	-48.7%	COPR	HORWITH	NRLX527920
07/25/08	08/21/08	003259136	58766	47,260	50,680	(3,420)	-7.2%	COPR	HORWITH	NRLX526048
07/25/08	08/21/08	003259137	58767	68,560	52,300	16,260	23.7%	COPR	HORWITH	NRLX526048
07/25/08	08/21/08	003259138	58768	69,220	51,040	18,180	26.3%	COPR	HORWITH	NRLX526048
07/25/08	08/21/08	003259139	58769	15,820	51,260	(35,440)	-224.0%	COPR	HORWITH	NRLX526048
07/25/08	08/20/08	003259140	58770	43,940	50,340	(6,400)	-14.6%	COPR	HORWITH	DJLX98506
07/25/08	08/20/08	003259141	58771	75,540	50,380	25,160	33.3%	COPR	HORWITH	DJLX98506
07/25/08	08/20/08	003259142	58772	67,440	50,140	17,300	25.7%	COPR	HORWITH	DJLX98506
07/25/08	08/20/08	003259143	58773	9,580	50,740	(41,160)	-429.6%	COPR	HORWITH	DJLX98506
07/25/08	08/21/08	003259144	58774	33,480	51,200	(17,720)	-52.9%	COPR	HORWITH	CITX300141
07/25/08	08/21/08	003259145	58775	67,400	52,160	15,240	22.6%	COPR	HORWITH	CITX300141
07/25/08	08/21/08	003259146	58776	67,960	50,780	17,180	25.3%	COPR	HORWITH	CITX300141
07/25/08	08/20/08	003259147	58777	41,000	52,060	(11,060)	-27.0%	COPR	HORWITH	CHUX333
07/25/08	08/21/08	003259148	58778	28,980	48,200	(19,220)	-66.3%	COPR	HORWITH	CITX300141
07/25/08	08/21/08	003259149	58779	27,640	51,720	(24,080)	-87.1%	COPR	HORWITH	CHUX258
07/25/08	08/21/08	003259150	58780	68,860	51,020	17,840	25.9%	COPR	HORWITH	CHUX258
07/25/08	08/21/08	003259151	58781	69,000	51,260	17,740	25.7%	COPR	HORWITH	CHUX258
07/25/08	08/21/08	003259152	58782	35,960	50,580	(14,620)	-40.7%	COPR	HORWITH	CHUX258
07/25/08	08/20/08	003259153	58783	67,400	50,520	16,880	25.0%	COPR	HORWITH	CHUX333
07/25/08	08/20/08	003259154	58784	67,620	50,600	17,020	25.2%	COPR	HORWITH	CHUX333
07/25/08	08/20/08	003259155	58785	24,720	52,240	(27,520)	-111.3%	COPR	HORWITH	CHUX333
07/25/08	08/21/08	003259156	58786	70,080	51,400	18,680	26.7%	COPR	HORWITH	CHUX311
07/25/08	08/21/08	003259157	58787	24,700	51,520	(26,820)	-108.6%	COPR	HORWITH	CHUX311
07/25/08	08/21/08	003259158	58788	68,780	51,680	17,100	24.9%	COPR	HORWITH	CHUX311
07/25/08	08/21/08	003259159	58789	34,860	51,060	(16,200)	-46.5%	COPR	HORWITH	CHUX311
07/25/08	08/20/08	003259160	58790	36,460	49,280	(12,820)	-35.2%	COPR	HORWITH	JTLX4051
07/25/08	08/20/08	003259161	58791	66,120	51,680	14,440	21.8%	COPR	HORWITH	CHUX316
07/25/08	08/20/08	003259162	58792	67,460	49,120	18,340	27.2%	COPR	HORWITH	CHUX316
07/25/08	08/20/08	003259163	58793	33,940	50,380	(16,440)	-48.4%	COPR	HORWITH	CHUX316
07/25/08	08/20/08	003259164	58794	33,920	49,400	(15,480)	-45.6%	COPR	HORWITH	CHUX316
07/25/08	08/20/08	003259165	58795	38,760	50,780	(12,020)	-31.0%	COPR	HORWITH	CITX300126
07/25/08	08/20/08	003259166	58796	38,760	48,940	(10,180)	-26.3%	COPR	HORWITH	CITX300126
07/25/08	08/21/08	003259167	58797	13,580	49,980	(36,400)	-268.0%	COPR	HORWITH	CHUX168
07/25/08	08/21/08	003259168	58798	66,560	50,120	16,440	24.7%	COPR	HORWITH	CHUX168
07/25/08	08/21/08	003259169	58799	67,140	51,220	15,920	23.7%	COPR	HORWITH	CHUX168
07/25/08	08/21/08	003259170	58800	49,120	49,580	(460)	-0.9%	COPR	HORWITH	CHUX168
07/25/08	08/21/08	003259171	58801	69,000	52,520	16,480	23.9%	COPR	HORWITH	JTLX257
07/25/08	08/21/08	003259172	58802	69,020	51,300	17,720	25.7%	COPR	HORWITH	JTLX257
07/25/08	08/21/08	003259173	58803	27,140	50,820	(23,680)	-87.3%	COPR	HORWITH	JTLX257
07/25/08	08/21/08	003259174	58804	27,140	50,220	(23,080)	-85.0%	COPR	HORWITH	JTLX257
07/25/08	08/21/08	003259175	58805	58,340	50,200	8,140	14.0%	COPR	HORWITH	CHUX254
07/25/08	08/21/08	003259176	58806	76,460	48,980	27,480	35.9%	COPR	HORWITH	CHUX254
07/25/08	08/21/08	003259177	58807	34,280	48,960	(14,680)	-42.8%	COPR	HORWITH	CHUX254
07/25/08	08/21/08	003259178	58808	34,260	51,140	(16,880)	-49.3%	COPR	HORWITH	CHUX254
07/25/08	08/21/08	003259179	58809	19,860	52,220	(32,360)	-162.9%	COPR	HORWITH	CITX300103
07/25/08	08/21/08	003259180	58810	76,620	51,540	25,080	32.7%	COPR	HORWITH	CITX300103
07/25/08	08/21/08	003259181	58811	67,400	51,600	15,800	23.4%	COPR	HORWITH	CITX300103
07/25/08	08/21/08	003259182	58812	67,040	51,300	15,740	23.5%	COPR	HORWITH	JTLX260
07/25/08	08/21/08	003259183	58813	30,700	49,700	(19,000)	-61.9%	COPR	HORWITH	CITX300103
07/25/08	08/21/08	003259184	58814	76,920	50,880	26,040	33.9%	COPR	HORWITH	JTLX260
07/25/08	08/21/08	003259185	58815	28,260	50,920	(22,660)	-80.2%	COPR	HORWITH	JTLX260
07/25/08	08/21/08	003259186	58816	28,260	51,060	(22,800)	-80.7%	COPR	HORWITH	JTLX260
07/25/08	08/21/08	003259187	58817	66,700	51,580	15,120	22.7%	COPR	HORWITH	CEFX35846
07/25/08	08/21/08	003259188	58818	77,200	52,540	24,660	31.9%	COPR	HORWITH	CEFX35846
07/25/08	08/21/08	003259189	58819	30,620	50,600	(19,980)	-65.3%	COPR	HORWITH	CEFX35846
07/25/08	08/20/08	003259190	58820	67,060	51,380	15,680	23.4%	COPR	HORWITH	JTLX4051
07/25/08	08/21/08	003259191	58821	30,640	52,320	(21,680)	-70.8%	COPR	HORWITH	CEFX35846
07/25/08	08/20/08	003259192	58822	67,140	49,260	17,880	26.6%	COPR	HORWITH	JTLX4051
07/25/08	08/20/08	003259193	58823	26,220	51,500	(25,280)	-96.4%	COPR	HORWITH	JTLX4051
07/28/08	08/21/08	003259197	58824	69,280	51,740	17,540	25.3%	COPR	HORWITH	JTLX275
07/28/08	08/21/08	003259198	58825	67,380	50,580	16,800	24.9%	COPR	HORWITH	JTLX275
07/28/08	08/21/08	003259199	58826	33,880	49,920	(16,040)	-47.3%	COPR	HORWITH	JTLX275
07/28/08	08/21/08	003259200	58827	33,880	51,680	(17,800)	-52.5%	COPR	HORWITH	JTLX275
07/28/08	08/21/08	003259201	58828	58,320	52,040	6,280	10.8%	COPR	HORWITH	DJLX98508
07/28/08	08/21/08	003259202	58829	66,620	49,400	17,220	25.8%	COPR	HORWITH	DJLX98508

Honeywell

HONEYWELL SA-7 USE HAZARDOUS WASTE TRACKING (2006)										
Date Shipped	Date of Return Manifest	State Manifest	Man. Doc #	Facilty Manifest Weight (lbs)	Estimated Weight (lbs)	Manifest - Estimate (lbs)	Manifest - Estimate (%)	Material	Transporter	RAILCAR #
07/28/08	08/21/08	003259203	58830	34,280	50,540	(16,260)	-47.4%	COPR	HORWITH	DJLX98508
07/28/08	08/21/08	003259204	58831	34,260	50,920	(16,660)	-48.6%	COPR	HORWITH	DJLX98508
07/28/08	08/21/08	003259205	58832	59,900	51,500	8,400	14.0%	COPR	HORWITH	CHUX180
07/28/08	08/21/08	003259206	58833	68,460	52,280	16,180	23.6%	COPR	HORWITH	CHUX180
07/28/08	08/21/08	003259207	58834	67,340	52,400	14,940	22.2%	COPR	HORWITH	CHUX180
07/28/08	08/21/08	003259208	58835	7,960	50,260	(42,300)	-531.4%	COPR	HORWITH	CHUX180
07/28/08	08/27/08	003259209	58836	22,740	51,140	(28,400)	-124.9%	COPR	HORWITH	NDYX320472
07/28/08	08/27/08	003259210	58837	68,460	50,740	17,720	25.9%	COPR	HORWITH	NDYX320472
07/28/08	08/27/08	003259211	58838	68,260	48,640	19,620	28.7%	COPR	HORWITH	NDYX320472
07/28/08	08/27/08	003259212	58839	40,120	49,060	(8,940)	-22.3%	COPR	HORWITH	NDYX320472
07/28/08	08/21/08	003259213	58840	9,440	48,320	(38,880)	-411.9%	COPR	HORWITH	CHUX284
07/28/08	08/21/08	003259214	58841	68,020	50,640	17,380	25.6%	COPR	HORWITH	CHUX284
07/28/08	08/21/08	003259215	58842	67,120	51,440	15,680	23.4%	COPR	HORWITH	CHUX284
07/28/08	08/21/08	003259216	58843	53,780	49,980	3,800	7.1%	COPR	HORWITH	CHUX284
07/28/08	08/27/08	003259217	58844	67,800	48,080	19,720	29.1%	COPR	HORWITH	JTLX271
07/28/08	08/27/08	003259218	58845	77,420	50,700	26,720	34.5%	COPR	HORWITH	JTLX271
07/28/08	08/27/08	003259219	58846	23,080	50,120	(27,040)	-117.2%	COPR	HORWITH	JTLX271
07/28/08	08/27/08	003259220	58847	23,080	50,960	(27,880)	-120.8%	COPR	HORWITH	JTLX271
07/28/08	08/21/08	003259221	58848	11,640	49,580	(37,940)	-325.9%	COPR	HORWITH	JTLX30141
07/28/08	08/21/08	003259222	58849	77,420	50,740	26,680	34.5%	COPR	HORWITH	JTLX30141
07/28/08	08/21/08	003259223	58850	77,440	50,460	26,980	34.8%	COPR	HORWITH	JTLX30141
07/28/08	08/21/08	003259224	58851	30,760	51,520	(20,760)	-67.5%	COPR	HORWITH	JTLX30141
07/28/08	08/21/08	003259225	58852	55,260	51,380	3,880	7.0%	COPR	HORWITH	CITX300159
07/28/08	08/21/08	003259226	58853	68,320	50,920	17,400	25.5%	COPR	HORWITH	CITX300159
07/28/08	08/21/08	003259227	58854	68,300	50,240	18,060	26.4%	COPR	HORWITH	CITX300159
07/28/08	08/21/08	003259228	58855	10,320	49,620	(39,300)	-380.8%	COPR	HORWITH	CITX300159
07/28/08	08/22/08	003259229	58856	51,700	49,200	2,500	4.8%	COPR	HORWITH	CHUX327
07/28/08	08/21/08	003259230	58857	50,680	49,020	1,660	3.3%	COPR	HORWITH	JTLX30104
07/28/08	08/21/08	003259231	58858	67,040	48,640	18,400	27.4%	COPR	HORWITH	JTLX30104
07/28/08	08/21/08	003259232	58859	67,200	49,060	18,140	27.0%	COPR	HORWITH	JTLX30104
07/28/08	08/21/08	003259233	58860	11,320	50,260	(38,940)	-344.0%	COPR	HORWITH	JTLX30104
07/28/08	08/22/08	003259234	58861	31,920	50,560	(18,640)	-58.4%	COPR	HORWITH	CHUX173
07/28/08	08/22/08	003259235	58862	67,520	51,580	15,940	23.6%	COPR	HORWITH	CHUX173
07/28/08	08/22/08	003259236	58863	77,080	51,860	25,220	32.7%	COPR	HORWITH	CHUX173
07/28/08	08/22/08	003259237	58864	28,520	50,180	(21,660)	-75.9%	COPR	HORWITH	CHUX173
07/28/08	08/22/08	003259238	58865	26,140	48,400	(22,260)	-85.2%	COPR	HORWITH	JTLX30152
07/28/08	08/22/08	003259239	58866	68,140	51,080	17,060	25.0%	COPR	HORWITH	JTLX30152
07/28/08	08/22/08	003259240	58867	68,820	51,240	17,580	25.5%	COPR	HORWITH	JTLX30152
07/28/08	08/22/08	003259241	58868	35,980	50,380	(14,400)	-40.0%	COPR	HORWITH	JTLX30152
07/28/08	08/22/08	003259242	58869	76,760	50,460	26,300	34.3%	COPR	HORWITH	CITX300143
07/28/08	08/22/08	003259243	58870	76,620	50,040	26,580	34.7%	COPR	HORWITH	CITX300143
07/28/08	08/22/08	003259244	58871	21,320	49,880	(28,560)	-134.0%	COPR	HORWITH	CITX300143
07/28/08	08/22/08	003259245	58872	21,340	51,580	(30,240)	-141.7%	COPR	HORWITH	CITX300143
07/28/08	08/22/08	003259246	58873	76,600	49,860	26,740	34.9%	COPR	HORWITH	CHUX327
07/28/08	08/22/08	003259247	58874	38,040	52,200	(14,160)	-37.2%	COPR	HORWITH	CHUX327
07/28/08	08/22/08	003259248	58875	38,060	52,200	(14,140)	-37.2%	COPR	HORWITH	CHUX327
07/28/08	08/25/08	003259249	58876	23,600	51,020	(27,420)	-116.2%	COPR	HORWITH	CITX300153
07/28/08	08/25/08	003259250	58877	77,280	49,840	27,440	35.5%	COPR	HORWITH	CITX300153
07/28/08	08/25/08	003259251	58878	77,660	51,080	26,580	34.2%	COPR	HORWITH	CITX300153
07/28/08	08/25/08	003259252	58879	30,280	52,600	(22,320)	-73.7%	COPR	HORWITH	CITX300153
07/28/08	08/22/08	003259253	58880	48,560	50,940	(2,380)	-4.9%	COPR	HORWITH	CHUX107
07/28/08	08/22/08	003259254	58881	77,200	51,980	25,220	32.7%	COPR	HORWITH	CHUX107
07/28/08	08/22/08	003259255	58882	38,540	51,940	(13,400)	-34.8%	COPR	HORWITH	CHUX107
07/28/08	08/22/08	003259256	58883	38,520	51,420	(12,900)	-33.5%	COPR	HORWITH	CHUX107
07/28/08	08/22/08	003259257	58884	67,240	50,400	16,840	25.0%	COPR	HORWITH	CITX300113
07/28/08	08/22/08	003259258	58885	26,280	49,900	(23,620)	-89.9%	COPR	HORWITH	CITX300113
07/28/08	08/22/08	003259259	58886	77,120	49,980	27,140	35.2%	COPR	HORWITH	CITX300113
07/28/08	08/22/08	003259260	58887	26,280	49,160	(22,880)	-87.1%	COPR	HORWITH	CITX300113
07/28/08	08/22/08	003259261	58888	67,360	49,840	17,520	26.0%	COPR	HORWITH	JTLX105
07/28/08	08/22/08	003259262	58889	67,160	50,360	16,800	25.0%	COPR	HORWITH	JTLX105
07/29/08	08/21/08	003259264	58890	33,180	49,680	(16,500)	-49.7%	COPR	HORWITH	JTLX234
07/29/08	08/21/08	003259265	58891	68,300	50,140	18,160	26.6%	COPR	HORWITH	JTLX234
07/29/08	08/21/08	003259266	58892	67,260	49,780	17,480	26.0%	COPR	HORWITH	JTLX234
07/29/08	08/21/08	003259267	58893	29,860	48,680	(18,820)	-63.0%	COPR	HORWITH	JTLX234
07/29/08	08/21/08	003259268	58894	14,420	49,820	(35,400)	-245.5%	COPR	HORWITH	NDYX320437
07/29/08	08/21/08	003259269	58895	67,720	50,440	17,280	25.5%	COPR	HORWITH	NDYX320437
07/29/08	08/21/08	003259270	58896	66,880	51,580	15,300	22.9%	COPR	HORWITH	NDYX320437
07/29/08	08/21/08	003259271	58897	53,720	50,460	3,260	6.1%	COPR	HORWITH	NDYX320437
07/29/08	08/21/08	003259272	58898	16,840	51,500	(34,660)	-205.8%	COPR	HORWITH	JTLX30160
07/29/08	08/22/08	003259273	58899	34,400	50,220	(15,820)	-46.0%	COPR	HORWITH	CHUX312
07/29/08	08/21/08	003259274	58900	67,180	51,340	15,840	23.6%	COPR	HORWITH	JTLX30160
07/29/08	08/21/08	003259275	58901	65,280	49,680	15,600	23.9%	COPR	HORWITH	JTLX30160
07/29/08	08/21/08	003259276	58902	54,260	51,560	2,700	5.0%	COPR	HORWITH	JTLX30160
07/29/08	08/22/08	003259277	58903	33,900	50,820	(16,920)	-49.9%	COPR	HORWITH	JTLX105

HONEYWELL SA-7 USE HAZARDOUS WASTE TRACKING (2006)										
Date Shipped	Date of Return Manifest	State Manifest	Man. Doc #	Facilty Manifest Weight (lbs)	Estimated Weight (lbs)	Manifest - Estimate (lbs)	Manifest - Estimate (%)	Material	Transporter	RAILCAR #
07/29/08	08/22/08	003259278	58904	33,900	48,660	(14,760)	-43.5%	COPR	HORWITH	JTLX105
07/29/08	08/21/08	003259279	58905	67,860	50,460	17,400	25.6%	COPR	HORWITH	CHUX241
07/29/08	08/21/08	003259280	58906	66,960	49,000	17,960	26.8%	COPR	HORWITH	CHUX241
07/29/08	08/21/08	003259281	58907	30,200	50,680	(20,480)	-67.8%	COPR	HORWITH	CHUX241
07/29/08	08/21/08	003259282	58908	30,200	51,920	(21,720)	-71.9%	COPR	HORWITH	CHUX241
07/29/08	08/21/08	003259283	58909	68,280	51,000	17,280	25.3%	COPR	HORWITH	CHUX201
07/29/08	08/21/08	003259284	58910	68,560	50,140	18,420	26.9%	COPR	HORWITH	CHUX201
07/29/08	08/21/08	003259285	58911	33,660	50,800	(17,140)	-50.9%	COPR	HORWITH	CHUX201
07/29/08	08/21/08	003259286	58912	33,680	49,260	(15,580)	-46.3%	COPR	HORWITH	CHUX201
07/29/08	08/21/08	003259287	58913	58,240	51,140	7,100	12.2%	COPR	HORWITH	CEFX35799
07/29/08	08/21/08	003259288	58914	76,280	50,260	26,020	34.1%	COPR	HORWITH	CEFX35799
07/29/08	08/21/08	003259289	58915	34,020	51,820	(17,800)	-52.3%	COPR	HORWITH	CEFX35799
07/29/08	08/21/08	003259290	58916	34,040	51,340	(17,300)	-50.8%	COPR	HORWITH	CEFX35799
07/29/08	08/21/08	003259291	58917	36,060	50,500	(14,440)	-40.0%	COPR	HORWITH	CHUX283
07/29/08	08/21/08	003259292	58918	75,620	51,120	24,500	32.4%	COPR	HORWITH	CHUX283
07/29/08	08/21/08	003259293	58919	76,320	50,340	25,980	34.0%	COPR	HORWITH	CHUX283
07/29/08	08/21/08	003259294	58920	18,400	48,660	(30,260)	-164.5%	COPR	HORWITH	CHUX283
07/29/08	08/22/08	003259295	58921	66,720	50,540	16,180	24.3%	COPR	HORWITH	CHUX312
07/29/08	08/22/08	003259296	58922	68,300	51,380	16,920	24.8%	COPR	HORWITH	CHUX312
07/29/08	08/21/08	003259297	58923	16,060	51,560	(35,500)	-221.0%	COPR	HORWITH	JTLX30122
07/29/08	08/21/08	003259298	58924	76,080	50,600	25,480	33.5%	COPR	HORWITH	JTLX30122
07/29/08	08/21/08	003259299	58925	76,580	51,300	25,280	33.0%	COPR	HORWITH	JTLX30122
07/29/08	08/21/08	003259300	58926	31,540	50,780	(19,240)	-61.0%	COPR	HORWITH	JTLX30122
07/29/08	08/21/08	003259301	58927	61,420	49,300	12,120	19.7%	COPR	HORWITH	CITX300161
07/29/08	08/21/08	003259302	58928	67,300	50,680	16,620	24.7%	COPR	HORWITH	CITX300161
07/29/08	08/21/08	003259303	58929	32,960	49,000	(16,040)	-48.7%	COPR	HORWITH	CITX300161
07/29/08	08/21/08	003259304	58930	32,960	49,740	(16,780)	-50.9%	COPR	HORWITH	CITX300161
07/29/08	08/21/08	003259305	58931	58,480	49,260	9,220	15.8%	COPR	HORWITH	JTLX30124
07/29/08	08/21/08	003259306	58932	67,220	51,800	15,420	22.9%	COPR	HORWITH	JTLX30124
07/29/08	08/21/08	003259307	58933	66,880	50,840	16,040	24.0%	COPR	HORWITH	JTLX30124
07/29/08	08/21/08	003259308	58934	7,400	49,960	(42,560)	-575.1%	COPR	HORWITH	JTLX30124
07/29/08	08/22/08	003259309	58935	68,860	51,220	17,640	25.6%	COPR	HORWITH	JTLX30174
07/29/08	08/22/08	003259310	58936	66,800	50,260	16,540	24.8%	COPR	HORWITH	JTLX30174
07/29/08	08/22/08	003259311	58937	28,040	51,400	(23,360)	-83.3%	COPR	HORWITH	JTLX30174
07/29/08	08/22/08	003259312	58938	28,040	49,920	(21,880)	-78.0%	COPR	HORWITH	JTLX30174
07/29/08	08/22/08	003259313	58939	34,420	50,320	(15,900)	-46.2%	COPR	HORWITH	CHUX312
07/29/08	08/21/08	003259314	58940	17,400	51,180	(33,780)	-194.1%	COPR	HORWITH	CHUX305
07/29/08	08/21/08	003259315	58941	69,120	50,120	19,000	27.5%	COPR	HORWITH	CHUX305
07/29/08	08/21/08	003259316	58942	66,660	50,040	16,620	24.9%	COPR	HORWITH	CHUX305
07/29/08	08/21/08	003259317	58943	45,200	49,880	(4,680)	-10.4%	COPR	HORWITH	CHUX305
07/29/08	08/21/08	003259318	58944	15,460	49,000	(33,540)	-216.9%	COPR	HORWITH	CEFX35244
07/29/08	08/21/08	003259319	58945	67,500	50,720	16,780	24.9%	COPR	HORWITH	CEFX35244
07/29/08	08/21/08	003259320	58946	67,800	51,160	16,640	24.5%	COPR	HORWITH	CEFX35244
07/29/08	08/21/08	003259321	58947	49,520	52,520	(3,000)	-6.1%	COPR	HORWITH	CEFX35244
07/29/08	08/21/08	003259322	58948	66,400	51,080	15,320	23.1%	COPR	HORWITH	CITX300121
07/29/08	08/21/08	003259323	58949	35,560	52,620	(17,060)	-48.0%	COPR	HORWITH	CHUX204
07/29/08	08/21/08	003259324	58950	76,420	50,140	26,280	34.4%	COPR	HORWITH	CHUX204
07/29/08	08/21/08	003259325	58951	74,980	50,760	24,220	32.3%	COPR	HORWITH	CHUX204
07/29/08	08/21/08	003259326	58952	66,580	48,620	17,960	27.0%	COPR	HORWITH	CITX300121
07/29/08	08/21/08	003259327	58953	34,000	48,980	(14,980)	-44.1%	COPR	HORWITH	CITX300121
07/29/08	08/21/08	003259328	58954	15,360	49,520	(34,160)	-222.4%	COPR	HORWITH	CHUX204
07/30/08	08/21/08	003259329	58955	68,340	49,460	18,880	27.6%	COPR	HORWITH	CITX300102
07/30/08	08/21/08	003259330	58956	68,880	49,000	19,880	28.9%	COPR	HORWITH	CITX300102
07/30/08	08/21/08	003259331	58957	25,900	49,140	(23,240)	-89.7%	COPR	HORWITH	CITX300102
07/30/08	08/21/08	003259332	58958	25,900	50,640	(24,740)	-95.5%	COPR	HORWITH	CITX300102
07/30/08	08/21/08	003259333	58959	33,980	49,920	(15,940)	-46.9%	COPR	HORWITH	CITX300121
07/30/08	08/22/08	003259334	58960	61,440	49,980	11,460	18.7%	COPR	HORWITH	CHUX171
07/30/08	08/22/08	003259335	58961	68,780	49,980	18,800	27.3%	COPR	HORWITH	CHUX171
07/30/08	08/22/08	003259336	58962	35,040	49,760	(14,720)	-42.0%	COPR	HORWITH	CHUX171
07/30/08	08/22/08	003259337	58963	35,020	49,940	(14,920)	-42.6%	COPR	HORWITH	CHUX171
07/30/08	08/25/08	003259338	58964	76,180	49,840	26,340	34.6%	COPR	HORWITH	CEFX31945
07/30/08	08/25/08	003259339	58965	68,740	51,460	17,280	25.1%	COPR	HORWITH	CEFX31945
07/30/08	08/25/08	003259340	58966	34,540	51,400	(16,860)	-48.8%	COPR	HORWITH	CEFX31945
07/30/08	08/25/08	003259341	58967	34,560	50,540	(15,980)	-46.2%	COPR	HORWITH	CEFX31945
07/30/08	08/21/08	003259342	58968	36,100	51,000	(14,900)	-41.3%	COPR	HORWITH	CEFX30318
07/30/08	08/21/08	003259343	58969	76,580	50,580	26,000	34.0%	COPR	HORWITH	CEFX30318
07/30/08	08/21/08	003259344	58970	75,920	50,880	25,040	33.0%	COPR	HORWITH	CEFX30318
07/30/08	08/21/08	003259345	58971	14,600	50,820	(36,220)	-248.1%	COPR	HORWITH	CEFX30318
07/30/08	08/21/08	003259346	58972	23,060	51,080	(28,020)	-121.5%	COPR	HORWITH	CEFX31874
07/30/08	08/21/08	003259347	58973	76,040	49,820	26,220	34.5%	COPR	HORWITH	CEFX31874
07/30/08	08/21/08	003259348	58974	76,720	49,700	27,020	35.2%	COPR	HORWITH	CEFX31874
07/30/08	08/21/08	003259349	58975	22,180	50,640	(28,460)	-128.3%	COPR	HORWITH	CEFX31874
07/30/08	08/22/08	003259350	58976	26,320	50,040	(23,720)	-90.1%	COPR	HORWITH	CEFX30284
07/30/08	08/22/08	003259351	58977	76,740	50,220	26,520	34.6%	COPR	HORWITH	CEFX30284

Honeywell

HONEYWELL SA-7 USE HAZARDOUS WASTE TRACKING (2006)										
Date Shipped	Date of Return Manifest	State Manifest	Man. Doc #	Facilty Manifest Weight (lbs)	Estimated Weight (lbs)	Manifest - Estimate (lbs)	Manifest - Estimate (%)	Material	Transporter	RAILCAR #
07/30/08	08/22/08	003259352	58978	77,580	49,860	27,720	35.7%	COPR	HORWITH	CEFX30284
07/30/08	08/21/08	003259353	58979	77,240	52,240	25,000	32.4%	COPR	HORWITH	TILX520249
07/30/08	08/22/08	003259354	58980	17,500	50,220	(32,720)	-187.0%	COPR	HORWITH	CEFX30284
07/30/08	08/21/08	003259355	58981	67,520	50,580	16,940	25.1%	COPR	HORWITH	TILX520249
07/30/08	08/22/08	003259356	58982	17,600	51,080	(33,480)	-190.2%	COPR	HORWITH	CEFX30290
07/30/08	08/21/08	003259357	58983	25,560	48,960	(23,400)	-91.5%	COPR	HORWITH	TILX520249
07/30/08	08/21/08	003259358	58984	25,560	50,560	(25,000)	-97.8%	COPR	HORWITH	TILX520249
07/30/08	08/22/08	003259359	58985	67,600	49,720	17,880	26.4%	COPR	HORWITH	CEFX30290
07/30/08	08/21/08	003259360	58986	41,340	51,080	(9,740)	-23.6%	COPR	HORWITH	JTLX86
07/30/08	08/21/08	003259361	58987	68,340	48,000	20,340	29.8%	COPR	HORWITH	JTLX86
07/30/08	08/21/08	003259362	58988	68,800	50,360	18,440	26.8%	COPR	HORWITH	JTLX86
07/30/08	08/21/08	003259363	58989	16,900	49,780	(32,880)	-194.6%	COPR	HORWITH	JTLX86
07/30/08	08/21/08	003259364	58990	45,060	49,340	(4,280)	-9.5%	COPR	HORWITH	CHUX226
07/30/08	08/21/08	003259365	58991	76,840	49,860	26,980	35.1%	COPR	HORWITH	CHUX226
07/30/08	08/21/08	003259368	58992	38,040	49,680	(11,640)	-30.6%	COPR	HORWITH	CHUX226
07/30/08	08/21/08	003259369	58993	38,020	49,600	(11,580)	-30.5%	COPR	HORWITH	CHUX226
07/30/08	08/22/08	003259370	58994	6,100	49,400	(43,300)	-709.8%	COPR	HORWITH	CHUX223
07/30/08	08/22/08	003259371	58995	77,940	49,700	28,240	36.2%	COPR	HORWITH	CHUX223
07/30/08	08/22/08	003259372	58996	67,360	50,420	16,940	25.1%	COPR	HORWITH	CHUX223
07/30/08	08/22/08	003259373	58997	48,620	51,340	(2,720)	-5.6%	COPR	HORWITH	CHUX223
07/30/08	08/22/08	003259374	58998	52,160	49,940	2,220	4.3%	COPR	HORWITH	CHUX193
07/30/08	08/22/08	003259375	58999	77,180	50,200	26,980	35.0%	COPR	HORWITH	CHUX193
07/30/08	08/22/08	003259376	59000	35,080	50,760	(15,680)	-44.7%	COPR	HORWITH	CHUX193
07/30/08	08/22/08	003259377	59001	35,080	49,940	(14,860)	-42.4%	COPR	HORWITH	CHUX193
07/30/08	08/22/08	003259378	59002	45,900	49,800	(3,900)	-8.5%	COPR	HORWITH	DJLX98519
07/30/08	08/22/08	003259379	59003	68,780	49,200	19,580	28.5%	COPR	HORWITH	DJLX98519
07/30/08	08/22/08	003259380	59004	68,880	49,320	19,560	28.4%	COPR	HORWITH	DJLX98519
07/30/08	08/22/08	003259381	59005	12,840	50,140	(37,300)	-290.5%	COPR	HORWITH	DJLX98519
07/30/08	08/22/08	003259382	59006	37,580	49,000	(11,420)	-30.4%	COPR	HORWITH	CEFX35246
07/30/08	08/22/08	003259383	59007	66,520	48,020	18,500	27.8%	COPR	HORWITH	CEFX35246
07/30/08	08/22/08	003259384	59008	67,680	49,120	18,560	27.4%	COPR	HORWITH	CEFX35246
07/30/08	08/22/08	003259385	59009	22,620	49,820	(27,200)	-120.2%	COPR	HORWITH	CEFX35246
07/30/08	08/22/08	003259386	59010	30,780	49,880	(19,100)	-62.1%	COPR	HORWITH	CHUX296
07/30/08	08/22/08	003259387	59011	67,240	49,760	17,480	26.0%	COPR	HORWITH	CHUX296
07/30/08	08/22/08	003259388	59012	69,280	49,660	19,620	28.3%	COPR	HORWITH	CHUX296
07/30/08	08/22/08	003259389	59013	26,100	49,100	(23,000)	-88.1%	COPR	HORWITH	CHUX217
07/30/08	08/22/08	003259390	59014	28,360	48,740	(20,380)	-71.9%	COPR	HORWITH	CHUX296
07/30/08	08/22/08	003259391	59015	68,460	51,260	17,200	25.1%	COPR	HORWITH	CHUX217
07/30/08	08/22/08	003259392	59016	67,520	49,340	18,180	26.9%	COPR	HORWITH	CHUX217
07/30/08	08/22/08	003259393	59017	36,120	50,400	(14,280)	-39.5%	COPR	HORWITH	CHUX217
07/30/08	08/22/08	003259394	59018	67,920	49,120	18,800	27.7%	COPR	HORWITH	CEFX30290
07/30/08	08/22/08	003259395	59019	42,580	48,900	(6,320)	-14.8%	COPR	HORWITH	CEFX30290
07/30/08	08/22/08	003259396	59020	17,740	49,420	(31,680)	-178.6%	COPR	HORWITH	CEFX31066
07/30/08	08/22/08	003259397	59021	67,860	49,440	18,420	27.1%	COPR	HORWITH	CEFX31066
07/31/08	08/22/08	003259398	59022	50,420	49,960	460	0.9%	COPR	HORWITH	CHUX162
07/31/08	08/22/08	003259399	59023	67,740	48,780	18,960	28.0%	COPR	HORWITH	CHUX162
07/31/08	08/22/08	003259400	59024	67,960	49,760	18,200	26.8%	COPR	HORWITH	CHUX162
07/31/08	08/22/08	003259401	59025	9,260	50,000	(40,740)	-440.0%	COPR	HORWITH	CHUX162
07/31/08	08/22/08	003259402	59026	43,780	50,240	(6,460)	-14.8%	COPR	HORWITH	CEFX35837
07/31/08	08/22/08	003259403	59027	68,800	49,300	19,500	28.3%	COPR	HORWITH	CEFX35837
07/31/08	08/22/08	003259404	59028	68,140	50,180	17,960	26.4%	COPR	HORWITH	CEFX35837
07/31/08	08/22/08	003259405	59029	16,820	49,480	(32,660)	-194.2%	COPR	HORWITH	CEFX35837
07/31/08	08/27/08	003259406	59030	77,420	51,680	25,740	33.2%	COPR	HORWITH	JTLX273
07/31/08	08/27/08	003259407	59031	76,560	50,680	25,880	33.8%	COPR	HORWITH	JTLX273
07/31/08	08/27/08	003259408	59032	24,380	49,600	(25,220)	-103.4%	COPR	HORWITH	JTLX273
07/31/08	08/27/08	003259409	59033	24,380	50,380	(26,000)	-106.6%	COPR	HORWITH	JTLX273
07/31/08	08/22/08	003259410	59034	54,760	49,220	5,540	10.1%	COPR	HORWITH	JTLX30169
07/31/08	08/22/08	003259411	59035	67,060	50,140	16,920	25.2%	COPR	HORWITH	JTLX30169
07/31/08	08/22/08	003259412	59036	67,380	50,060	17,320	25.7%	COPR	HORWITH	JTLX30169
07/31/08	08/22/08	003259413	59037	9,520	50,100	(40,580)	-426.3%	COPR	HORWITH	JTLX30169
07/31/08	08/22/08	003259414	59038	28,560	48,600	(20,040)	-70.2%	COPR	HORWITH	CHUX145
07/31/08	08/22/08	003259415	59039	77,460	50,400	27,060	34.9%	COPR	HORWITH	CHUX145
07/31/08	08/22/08	003259416	59040	77,140	50,120	27,020	35.0%	COPR	HORWITH	CHUX145
07/31/08	08/22/08	003259417	59041	15,440	49,580	(34,140)	-221.1%	COPR	HORWITH	CHUX145
07/31/08	08/22/08	003259418	59042	33,580	48,600	(15,020)	-44.7%	COPR	HORWITH	CEFX35812
07/31/08	08/22/08	003259419	59043	67,460	48,200	19,260	28.6%	COPR	HORWITH	CEFX35812
07/31/08	08/22/08	003259420	59044	68,260	49,900	18,360	26.9%	COPR	HORWITH	CEFX35812
07/31/08	08/22/08	003259421	59045	24,620	50,020	(25,400)	-103.2%	COPR	HORWITH	CEFX35812
07/31/08	08/21/08	003259422	59046	32,080	50,500	(18,420)	-57.4%	COPR	HORWITH	CHUX250
07/31/08	08/21/08	003259423	59047	68,280	49,740	18,540	27.2%	COPR	HORWITH	CHUX250
07/31/08	08/21/08	003259424	59048	67,840	48,620	19,220	28.3%	COPR	HORWITH	CHUX250
07/31/08	08/21/08	003259425	59049	33,600	51,440	(17,840)	-53.1%	COPR	HORWITH	CHUX250
07/31/08	08/22/08	003259426	59050	67,500	49,700	17,800	26.4%	COPR	HORWITH	CEFX31066
07/31/08	08/22/08	003259427	59051	39,020	51,480	(12,460)	-31.9%	COPR	HORWITH	CEFX31066

Honeywell

HONEYWELL SA-7 USE HAZARDOUS WASTE TRACKING (2006)										
Date Shipped	Date of Return Manifest	State Manifest	Man. Doc #	Facilty Manifest Weight (lbs)	Estimated Weight (lbs)	Manifest - Estimate (lbs)	Manifest - Estimate (%)	Material	Transporter	RAILCAR #
07/31/08	08/22/08	003259428	59052	37,480	50,240	(12,760)	-34.0%	COPR	HORWITH	TILX520176
07/31/08	08/22/08	003259429	59053	76,380	50,220	26,160	34.2%	COPR	HORWITH	TILX520176
07/31/08	08/22/08	003259430	59054	76,800	49,200	27,600	35.9%	COPR	HORWITH	TILX520176
07/31/08	08/22/08	003259431	59055	18,440	50,680	(32,240)	-174.8%	COPR	HORWITH	JTLX30139
07/31/08	08/22/08	003259432	59056	68,520	49,260	19,260	28.1%	COPR	HORWITH	JTLX30139
07/31/08	08/22/08	003259433	59057	68,640	49,900	18,740	27.3%	COPR	HORWITH	JTLX30139
07/31/08	08/22/08	003259434	59058	50,480	49,180	1,300	2.6%	COPR	HORWITH	JTLX30139
07/31/08	08/22/08	003259435	59059	56,900	50,140	6,760	11.9%	COPR	HORWITH	JTLX30167
07/31/08	08/22/08	003259436	59060	66,680	51,020	15,660	23.5%	COPR	HORWITH	JTLX30167
07/31/08	08/22/08	003259437	59061	67,480	51,100	16,380	24.3%	COPR	HORWITH	JTLX30167
07/31/08	08/22/08	003259438	59062	6,820	51,280	(44,460)	-651.9%	COPR	HORWITH	JTLX30167
07/31/08	08/22/08	003259439	59063	75,740	52,360	23,380	30.9%	COPR	HORWITH	CHUX215
07/31/08	08/22/08	003259440	59064	76,500	52,480	24,020	31.4%	COPR	HORWITH	CHUX215
07/31/08	08/22/08	003259441	59065	24,920	51,560	(26,640)	-106.9%	COPR	HORWITH	CHUX215
07/31/08	08/22/08	003259442	59066	24,940	51,360	(26,420)	-105.9%	COPR	HORWITH	CHUX215
07/31/08	08/21/08	003259443	59067	68,420	50,620	17,800	26.0%	COPR	HORWITH	CHUX208
07/31/08	08/21/08	003259444	59068	68,720	49,360	19,360	28.2%	COPR	HORWITH	CHUX208
07/31/08	08/21/08	003259445	59069	28,960	50,560	(21,600)	-74.6%	COPR	HORWITH	CHUX208
07/31/08	08/21/08	003259446	59070	28,980	49,900	(20,920)	-72.2%	COPR	HORWITH	CHUX208
07/31/08	08/22/08	003259447	59071	49,840	52,140	(2,300)	-4.6%	COPR	HORWITH	JTLX30118
07/31/08	08/22/08	003259448	59072	77,080	51,400	25,680	33.3%	COPR	HORWITH	JTLX30118
07/31/08	08/22/08	003259449	59073	37,600	51,080	(13,480)	-35.9%	COPR	HORWITH	JTLX30118
07/31/08	08/22/08	003259450	59074	37,620	50,540	(12,920)	-34.3%	COPR	HORWITH	JTLX30118
07/31/08	08/21/08	003259451	59075	62,280	51,200	11,080	17.8%	COPR	HORWITH	CEFX35821
07/31/08	08/21/08	003259452	59076	76,880	50,920	25,960	33.8%	COPR	HORWITH	CEFX35821
07/31/08	08/21/08	003259453	59077	34,100	51,160	(17,060)	-50.0%	COPR	HORWITH	CEFX35821
07/31/08	08/21/08	003259454	59078	34,100	51,300	(17,200)	-50.4%	COPR	HORWITH	CEFX35821
07/31/08	08/22/08	003259455	59079	15,580	50,980	(35,400)	-227.2%	COPR	HORWITH	TILX520176
07/31/08	08/21/08	003259456	59080	21,280	51,420	(30,140)	-141.6%	COPR	HORWITH	CHUX156
07/31/08	08/21/08	003259457	59081	67,800	49,580	18,220	26.9%	COPR	HORWITH	CHUX156
07/31/08	08/21/08	003259458	59082	68,660	51,780	16,880	24.6%	COPR	HORWITH	CHUX156
07/31/08	08/21/08	003259459	59083	67,600	49,940	17,660	26.1%	COPR	HORWITH	TILX520201
07/31/08	08/21/08	003259460	59084	37,640	51,180	(13,540)	-36.0%	COPR	HORWITH	CHUX156
07/31/08	08/21/08	003259461	59085	67,320	49,300	18,020	26.8%	COPR	HORWITH	TILX520201
07/31/08	08/21/08	003259462	59086	34,060	48,940	(14,880)	-43.7%	COPR	HORWITH	TILX520201
07/31/08	08/21/08	003259463	59087	34,060	49,480	(15,420)	-45.3%	COPR	HORWITH	TILX520201

04/21/98	**SITE TONS (Month)**	**JUL SUB-TOTAL:**	71,349,680	71,813,760	(464,080)	-0.65%
02/18/28	**TONS (Site)**	**CUMULATIVE TOTAL:**	453,609,400	458,844,640	(5,235,240)	-1.15%
12/18/20	**TONS (Facility)**	**CUMULATIVE TOTAL:**	453,609,400	458,844,640	(5,235,240)	-1.15%

08/01/08	08/22/08	003259464	59088	10,860	49,700	(38,840)	-357.6%	COPR	HORWITH	CHUX222
08/01/08	08/22/08	003259465	59089	68,720	48,900	19,820	28.8%	COPR	HORWITH	CHUX222
08/01/08	08/22/08	003259466	59090	66,200	50,060	16,140	24.4%	COPR	HORWITH	CHUX222
08/01/08	08/22/08	003259467	59091	50,080	50,020	60	0.1%	COPR	HORWITH	CHUX222
08/01/08	08/22/08	003259468	59092	67,860	48,380	19,480	28.7%	COPR	HORWITH	CITX300127
08/01/08	08/22/08	003259469	59093	67,500	50,820	16,680	24.7%	COPR	HORWITH	CITX300127
08/01/08	08/22/08	003259470	59094	28,540	49,280	(20,740)	-72.7%	COPR	HORWITH	CITX300127
08/01/08	08/22/08	003259471	59095	28,520	49,680	(21,160)	-74.2%	COPR	HORWITH	CITX300127
08/01/08	08/27/08	003259472	59096	19,900	49,340	(29,440)	-147.9%	COPR	HORWITH	JTLX30110
08/01/08	08/27/08	003259473	59097	67,180	50,240	16,940	25.2%	COPR	HORWITH	JTLX30110
08/01/08	08/27/08	003259474	59098	75,700	51,940	23,760	31.4%	COPR	HORWITH	JTLX30110
08/01/08	08/21/08	003259475	59099	25,260	50,120	(24,860)	-98.4%	COPR	HORWITH	JTLX30142
08/01/08	08/27/08	003259476	59100	39,140	51,360	(12,220)	-31.2%	COPR	HORWITH	JTLX30110
08/01/08	08/21/08	003259477	59101	76,140	50,260	25,880	34.0%	COPR	HORWITH	JTLX30142
08/01/08	08/21/08	003259478	59102	67,800	48,840	18,960	28.0%	COPR	HORWITH	JTLX30142
08/01/08	08/21/08	003259479	59103	25,280	49,920	(24,640)	-97.5%	COPR	HORWITH	JTLX30142
08/01/08	08/21/08	003259480	59104	61,020	48,300	12,720	20.8%	COPR	HORWITH	CHUX232
08/01/08	08/21/08	003259481	59105	68,500	48,700	19,800	28.9%	COPR	HORWITH	CHUX232
08/01/08	08/21/08	003259482	59106	33,660	50,600	(16,940)	-50.3%	COPR	HORWITH	CHUX232
08/01/08	08/21/08	003259483	59107	33,680	49,840	(16,160)	-48.0%	COPR	HORWITH	CHUX232
08/01/08	08/21/08	003259484	59108	54,780	48,940	5,840	10.7%	COPR	HORWITH	JTLX30100
08/01/08	08/21/08	003259485	59109	67,720	49,400	18,320	27.1%	COPR	HORWITH	JTLX30100
08/01/08	08/21/08	003259486	59110	67,860	50,040	17,820	26.3%	COPR	HORWITH	JTLX30100
08/01/08	08/21/08	003259487	59111	49,900	48,680	1,220	2.4%	COPR	HORWITH	CHUX238
08/01/08	08/21/08	003259488	59112	6,040	49,920	(43,880)	-726.5%	COPR	HORWITH	JTLX30100
08/01/08	08/21/08	003259489	59113	67,600	51,060	16,540	24.5%	COPR	HORWITH	CHUX238
08/01/08	08/21/08	003259490	59114	66,600	49,320	17,280	25.9%	COPR	HORWITH	CHUX238
08/01/08	08/21/08	003259491	59115	11,220	49,040	(37,820)	-337.1%	COPR	HORWITH	CHUX238
08/01/08	08/21/08	003259492	59116	46,700	50,600	(3,900)	-8.4%	COPR	HORWITH	CITX300160
08/01/08	08/21/08	003259493	59117	68,720	51,080	17,640	25.7%	COPR	HORWITH	CITX300160
08/01/08	08/21/08	003259494	59118	17,540	49,420	(31,880)	-181.8%	COPR	HORWITH	CITX300160
08/01/08	08/21/08	003259495	59119	68,360	51,620	16,740	24.5%	COPR	HORWITH	CITX300160
08/01/08	08/22/08	003259496	59120	15,960	48,020	(32,060)	-200.9%	COPR	HORWITH	NDYX320318

Honeywell

HONEYWELL SA-7 USE HAZARDOUS WASTE TRACKING (2006)										
Date Shipped	Date of Return Manifest	State Manifest	Man. Doc #	Facilty Manifest Weight (lbs)	Estimated Weight (lbs)	Manifest - Estimate (lbs)	Manifest - Estimate (%)	Material	Transporter	RAILCAR #
08/01/08	08/21/08	003259497	59121	26,000	51,120	(25,120)	-96.6%	COPR	HORWITH	JTLX30103
08/01/08	08/21/08	003259498	59122	77,200	48,360	28,840	37.4%	COPR	HORWITH	JTLX30103
08/01/08	08/21/08	003259499	59123	68,460	49,280	19,180	28.0%	COPR	HORWITH	JTLX30103
08/01/08	08/21/08	003259500	59124	25,340	49,860	(24,520)	-96.8%	COPR	HORWITH	JTLX30103
08/01/08	08/21/08	003260001	59125	22,980	49,080	(26,100)	-113.6%	COPR	HORWITH	CEFX35804
08/01/08	08/21/08	003260002	59126	67,060	52,080	14,980	22.3%	COPR	HORWITH	CEFX35804
08/01/08	08/25/08	003260003	59127	67,680	49,140	18,540	27.4%	COPR	HORWITH	CHUX111
08/01/08	08/21/08	003260004	59128	66,900	49,160	17,740	26.5%	COPR	HORWITH	CEFX35804
08/01/08	08/21/08	003260005	59129	42,440	50,000	(7,560)	-17.8%	COPR	HORWITH	CEFX35804
08/01/08	08/21/08	003260006	59130	15,140	49,520	(34,380)	-227.1%	COPR	HORWITH	CITX300101
08/01/08	08/21/08	003260007	59131	68,600	50,000	18,600	27.1%	COPR	HORWITH	CITX300101
08/01/08	08/21/08	003260008	59132	68,680	49,720	18,960	27.6%	COPR	HORWITH	CITX300101
08/01/08	08/21/08	003260009	59133	44,600	49,200	(4,600)	-10.3%	COPR	HORWITH	CITX300101
08/01/08	08/22/08	003260010	59134	58,420	50,280	8,140	13.9%	COPR	HORWITH	CHUX294
08/01/08	08/22/08	003260011	59135	34,600	48,080	(13,480)	-39.0%	COPR	HORWITH	CHUX294
08/01/08	08/22/08	003260012	59136	68,180	49,320	18,860	27.7%	COPR	HORWITH	CHUX294
08/01/08	08/22/08	003260013	59137	34,600	48,280	(13,680)	-39.5%	COPR	HORWITH	CHUX294
08/01/08	08/25/08	003260014	59138	69,000	49,880	19,120	27.7%	COPR	HORWITH	JTLX30143
08/01/08	08/25/08	003260015	59139	67,220	49,600	17,620	26.2%	COPR	HORWITH	JTLX30143
08/01/08	08/25/08	003260016	59140	27,080	48,720	(21,640)	-79.9%	COPR	HORWITH	JTLX30143
08/01/08	08/25/08	003260017	59141	22,360	50,000	(27,640)	-123.6%	COPR	HORWITH	JTLX151
08/01/08	08/25/08	003260018	59142	27,060	50,240	(23,180)	-85.7%	COPR	HORWITH	JTLX30143
08/01/08	08/25/08	003260019	59143	68,780	49,400	19,380	28.2%	COPR	HORWITH	JTLX151
08/01/08	08/25/08	003260020	59144	77,160	49,780	27,380	35.5%	COPR	HORWITH	JTLX151
08/01/08	08/25/08	003260021	59145	31,360	51,640	(20,280)	-64.7%	COPR	HORWITH	JTLX151
08/01/08	08/22/08	003260022	59146	68,120	50,100	18,020	26.5%	COPR	HORWITH	NDYX320318
08/01/08	08/22/08	003260023	59147	68,380	50,100	18,280	26.7%	COPR	HORWITH	NDYX320318
08/01/08	08/22/08	003260024	59148	45,420	49,840	(4,420)	-9.7%	COPR	HORWITH	NDYX320318
08/01/08	08/22/08	003260025	59149	67,560	51,620	15,940	23.6%	COPR	HORWITH	JTLX177
08/01/08	08/22/08	003260026	59150	14,020	51,060	(37,040)	-264.2%	COPR	HORWITH	JTLX177
08/01/08	08/22/08	003260027	59151	67,620	50,300	17,320	25.6%	COPR	HORWITH	JTLX177
08/01/08	08/22/08	003260028	59152	53,400	49,820	3,580	6.7%	COPR	HORWITH	JTLX177
08/01/08	08/25/08	003260029	59153	69,280	48,900	20,380	29.4%	COPR	HORWITH	CHUX111
08/04/08	08/25/08	003260030	59154	45,180	49,540	(4,360)	-9.7%	COPR	HORWITH	CITX30013
08/04/08	08/25/08	003260031	59155	68,520	49,100	19,420	28.3%	COPR	HORWITH	CITX30013
08/04/08	08/25/08	003260032	59156	68,820	49,660	19,160	27.8%	COPR	HORWITH	CITX30013
08/04/08	08/25/08	003260033	59157	16,280	50,600	(34,320)	-210.8%	COPR	HORWITH	CITX30013
08/04/08	08/25/08	003260034	59158	22,100	49,160	(27,060)	-122.4%	COPR	HORWITH	JTLX130
08/04/08	08/25/08	003260035	59159	77,420	49,340	28,080	36.3%	COPR	HORWITH	JTLX130
08/04/08	08/25/08	003260036	59160	76,800	50,180	26,620	34.7%	COPR	HORWITH	JTLX130
08/04/08	08/25/08	003260037	59161	23,280	50,900	(27,620)	-118.6%	COPR	HORWITH	JTLX130
08/04/08	08/25/08	003260038	59162	16,540	50,720	(34,180)	-206.7%	COPR	HORWITH	JTLX30137
08/04/08	08/25/08	003260039	59163	69,640	50,880	18,760	26.9%	COPR	HORWITH	JTLX30137
08/04/08	08/25/08	003260040	59164	76,840	51,740	25,100	32.7%	COPR	HORWITH	CHUX295
08/04/08	08/25/08	003260041	59165	67,380	50,260	17,120	25.4%	COPR	HORWITH	JTLX30137
08/04/08	08/25/08	003260042	59166	47,620	49,860	(2,240)	-4.7%	COPR	HORWITH	JTLX30137
08/04/08	08/25/08	003260043	59167	68,840	50,920	17,920	26.0%	COPR	HORWITH	CHUX295
08/04/08	08/25/08	003260044	59168	26,180	49,780	(23,600)	-90.1%	COPR	HORWITH	CHUX295
08/04/08	08/25/08	003260045	59169	26,180	50,780	(24,600)	-94.0%	COPR	HORWITH	CHUX295
08/04/08	08/25/08	003260046	59170	51,540	51,060	480	0.9%	COPR	HORWITH	CHUX257
08/04/08	08/25/08	003260047	59171	76,220	51,000	25,220	33.1%	COPR	HORWITH	CHUX257
08/04/08	08/25/08	003260048	59172	38,580	51,300	(12,720)	-33.0%	COPR	HORWITH	CHUX257
08/04/08	08/25/08	003260049	59173	38,600	49,040	(10,440)	-27.0%	COPR	HORWITH	CHUX257
08/04/08	08/25/08	003260050	59174	27,300	49,420	(22,120)	-81.0%	COPR	HORWITH	CHUX111
08/04/08	08/25/08	003260051	59175	27,320	49,080	(21,760)	-79.6%	COPR	HORWITH	CHUX111
08/04/08	08/25/08	003260052	59176	53,360	50,960	2,400	4.5%	COPR	HORWITH	CHUX242
08/04/08	08/25/08	003260053	59177	69,380	51,320	18,060	26.0%	COPR	HORWITH	CHUX242
08/04/08	08/25/08	003260054	59178	69,240	49,220	20,020	28.9%	COPR	HORWITH	CHUX242
08/04/08	08/25/08	003260055	59179	15,080	51,100	(36,020)	-238.9%	COPR	HORWITH	CHUX242
08/04/08	08/25/08	003260056	59180	29,200	51,620	(22,420)	-76.8%	COPR	HORWITH	CITX3001036
08/04/08	08/25/08	003260057	59181	67,820	50,700	17,120	25.2%	COPR	HORWITH	JTLX30111
08/04/08	08/25/08	003260058	59182	77,940	51,020	26,920	34.5%	COPR	HORWITH	CITX3001036
08/04/08	08/25/08	003260059	59183	77,140	50,240	26,900	34.9%	COPR	HORWITH	CITX3001036
08/04/08	08/25/08	003260060	59184	15,060	49,140	(34,080)	-226.3%	COPR	HORWITH	CITX3001036
08/04/08	08/25/08	003260061	59185	38,420	49,060	(10,640)	-27.7%	COPR	HORWITH	JTLX30111
08/04/08	08/25/08	003260062	59186	67,700	50,500	17,200	25.4%	COPR	HORWITH	JTLX30111
08/04/08	08/25/08	003260063	59187	23,140	50,000	(26,860)	-116.1%	COPR	HORWITH	JTLX30111
08/04/08	08/25/08	003260064	59188	36,820	51,300	(14,480)	-39.3%	COPR	HORWITH	CEFX35839
08/04/08	08/25/08	003260065	59189	68,580	50,560	18,020	26.3%	COPR	HORWITH	CEFX35839
08/04/08	08/25/08	003260066	59190	67,580	50,940	16,640	24.6%	COPR	HORWITH	CEFX35839
08/04/08	08/25/08	003260067	59191	28,980	51,880	(22,900)	-79.0%	COPR	HORWITH	CEFX35839
08/04/08	08/25/08	003260068	59192	37,000	49,980	(12,980)	-35.1%	COPR	HORWITH	CEFX35243
08/04/08	08/25/08	003260069	59193	76,300	51,280	25,020	32.8%	COPR	HORWITH	CEFX35243
08/04/08	08/25/08	003260070	59194	38,420	50,080	(11,660)	-30.3%	COPR	HORWITH	CEFX35243

Honeywell

HONEYWELL SA-7 USE HAZARDOUS WASTE TRACKING (2006)										
Date Shipped	Date of Return Manifest	State Manifest	Man. Doc #	Facilty Manifest Weight (lbs)	Estimated Weight (lbs)	Manifest - Estimate (lbs)	Manifest - Estimate (%)	Material	Transporter	RAILCAR #
08/04/08	08/25/08	003260071	59195	38,440	50,500	(12,060)	-31.4%	COPR	HORWITH	CEFX35243
08/04/08	08/25/08	003260072	59196	12,800	51,720	(38,920)	-304.1%	COPR	HORWITH	CHUX195
08/04/08	08/25/08	003260073	59197	67,980	49,940	18,040	26.5%	COPR	HORWITH	CHUX195
08/04/08	08/25/08	003260074	59198	67,760	49,360	18,400	27.2%	COPR	HORWITH	CHUX195
08/04/08	08/25/08	003260075	59199	53,460	52,000	1,460	2.7%	COPR	HORWITH	CHUX195
08/04/08	08/27/08	003260076	59200	12,820	52,240	(39,420)	-307.5%	COPR	HORWITH	CEFX35823
08/04/08	08/27/08	003260077	59201	67,880	51,620	16,260	24.0%	COPR	HORWITH	CEFX35823
08/04/08	08/27/08	003260078	59202	68,040	50,460	17,580	25.8%	COPR	HORWITH	CEFX35823
08/04/08	08/27/08	003260079	59203	53,800	48,880	4,920	9.1%	COPR	HORWITH	CEFX35823
08/04/08	08/25/08	003260080	59204	7,540	49,600	(42,060)	-557.8%	COPR	HORWITH	CHUX237
08/04/08	08/25/08	003260081	59205	68,720	49,260	19,460	28.3%	COPR	HORWITH	CHUX237
08/04/08	08/25/08	003260082	59206	54,560	50,780	3,780	6.9%	COPR	HORWITH	CHUX237
08/04/08	08/25/08	003260083	59207	67,460	50,580	16,880	25.0%	COPR	HORWITH	CHUX237
08/04/08	08/25/08	003260084	59208	67,920	50,540	17,380	25.6%	COPR	HORWITH	JTLX80
08/04/08	08/25/08	003260085	59209	76,540	50,660	25,880	33.8%	COPR	HORWITH	JTLX80
08/04/08	08/25/08	003260086	59210	30,500	51,780	(21,280)	-69.8%	COPR	HORWITH	JTLX80
08/04/08	08/25/08	003260087	59211	30,500	50,800	(20,300)	-66.6%	COPR	HORWITH	JTLX80
08/04/08	08/25/08	003260088	59212	68,020	51,100	16,920	24.9%	COPR	HORWITH	CITX300115
08/04/08	08/25/08	003260089	59213	67,080	51,600	15,480	23.1%	COPR	HORWITH	CITX300115
08/04/08	08/25/08	003260090	59214	34,000	51,500	(17,500)	-51.5%	COPR	HORWITH	CITX300115
08/04/08	08/25/08	003260091	59215	34,020	51,980	(17,960)	-52.8%	COPR	HORWITH	CITX300115
08/04/08	08/25/08	003260092	59216	53,980	48,880	5,100	9.4%	COPR	HORWITH	CHUX291
08/04/08	08/25/08	003260093	59217	68,380	48,020	20,360	29.8%	COPR	HORWITH	CHUX291
08/04/08	08/25/08	003260094	59218	34,760	49,660	(14,900)	-42.9%	COPR	HORWITH	CHUX291
08/04/08	08/25/08	003260095	59219	34,760	48,380	(13,620)	-39.2%	COPR	HORWITH	CHUX291
08/04/08	08/22/08	003260096	59220	68,800	50,180	18,620	27.1%	COPR	HORWITH	CITX3000146
08/04/08	08/22/08	003260097	59221	69,120	49,900	19,220	27.8%	COPR	HORWITH	CITX3000146
08/05/08	08/27/08	003260098	59222	53,400	49,840	3,560	6.7%	COPR	HORWITH	NDYX320344
08/05/08	08/27/08	003260099	59223	76,860	49,820	27,040	35.2%	COPR	HORWITH	NDYX320344
08/05/08	08/27/08	003260100	59224	34,460	50,260	(15,800)	-45.9%	COPR	HORWITH	NDYX320344
08/05/08	08/27/08	003260101	59225	34,460	50,740	(16,280)	-47.2%	COPR	HORWITH	NDYX320344
08/05/08	08/22/08	003260102	59226	10,000	50,320	(40,320)	-403.2%	COPR	HORWITH	CHUX184
08/05/08	08/22/08	003260103	59227	68,860	49,960	18,900	27.4%	COPR	HORWITH	CHUX184
08/05/08	08/22/08	003260104	59228	67,760	50,900	16,860	24.9%	COPR	HORWITH	CHUX184
08/05/08	08/22/08	003260105	59229	53,200	50,800	2,400	4.5%	COPR	HORWITH	CHUX184
08/05/08	08/22/08	003260106	59230	28,360	50,080	(21,720)	-76.6%	COPR	HORWITH	CITX3000146
08/05/08	08/22/08	003260107	59231	28,360	50,500	(22,140)	-78.1%	COPR	HORWITH	CITX3000146
08/05/08	08/22/08	003260108	59232	59,440	50,740	8,700	14.6%	COPR	HORWITH	CITX300140
08/05/08	08/22/08	003260109	59233	67,900	52,080	15,820	23.3%	COPR	HORWITH	CITX300140
08/05/08	08/22/08	003260110	59234	34,460	49,680	(15,220)	-44.2%	COPR	HORWITH	CITX300140
08/05/08	08/22/08	003260111	59235	34,440	51,080	(16,640)	-48.3%	COPR	HORWITH	CITX300140
08/05/08	08/22/08	003260112	59236	15,880	50,520	(34,640)	-218.1%	COPR	HORWITH	CITX300131
08/05/08	08/22/08	003260113	59237	67,200	50,800	16,400	24.4%	COPR	HORWITH	CITX300131
08/05/08	08/22/08	003260114	59238	68,200	49,680	18,520	27.2%	COPR	HORWITH	CITX300131
08/05/08	08/22/08	003260115	59239	45,460	50,280	(4,820)	-10.6%	COPR	HORWITH	CITX300131
08/05/08	08/22/08	003260116	59240	38,940	50,800	(11,860)	-30.5%	COPR	HORWITH	CHUX104
08/05/08	08/22/08	003260117	59241	69,560	48,780	20,780	29.9%	COPR	HORWITH	CHUX104
08/05/08	08/22/08	003260118	59242	67,980	49,400	18,580	27.3%	COPR	HORWITH	CHUX104
08/05/08	08/22/08	003260119	59243	19,960	49,440	(29,480)	-147.7%	COPR	HORWITH	CHUX104
08/05/08	08/22/08	003260120	59244	67,080	51,200	15,880	23.7%	COPR	HORWITH	CHUX277
08/05/08	08/22/08	003260121	59245	67,300	49,060	18,240	27.1%	COPR	HORWITH	CHUX277
08/05/08	08/22/08	003260122	59246	38,340	48,600	(10,260)	-26.8%	COPR	HORWITH	CHUX277
08/05/08	08/27/08	003260123	59247	67,500	51,220	16,280	24.1%	COPR	HORWITH	CHUX164
08/05/08	08/22/08	003260124	59248	38,340	52,320	(13,980)	-36.5%	COPR	HORWITH	CHUX277
08/05/08	08/27/08	003260125	59249	66,440	51,840	14,600	22.0%	COPR	HORWITH	CHUX164
08/05/08	08/27/08	003260126	59250	33,620	50,780	(17,160)	-51.0%	COPR	HORWITH	CHUX164
08/05/08	08/27/08	003260127	59251	33,640	49,740	(16,100)	-47.9%	COPR	HORWITH	CHUX164
08/05/08	08/27/08	003260128	59252	67,340	50,560	16,780	24.9%	COPR	HORWITH	JTLX30116
08/05/08	08/27/08	003260129	59253	67,200	50,380	16,820	25.0%	COPR	HORWITH	JTLX30116
08/05/08	08/27/08	003260130	59254	33,640	50,280	(16,640)	-49.5%	COPR	HORWITH	JTLX30116
08/05/08	08/27/08	003260131	59255	33,660	50,640	(16,980)	-50.4%	COPR	HORWITH	JTLX30116
08/05/08	08/27/08	003260132	59256	69,280	48,340	20,940	30.2%	COPR	HORWITH	CITX300133
08/05/08	08/27/08	003260133	59257	67,380	48,040	19,340	28.7%	COPR	HORWITH	CITX300133
08/05/08	08/27/08	003260134	59258	28,180	50,740	(22,560)	-80.1%	COPR	HORWITH	CITX300133
08/05/08	08/27/08	003260135	59259	28,160	49,380	(21,220)	-75.4%	COPR	HORWITH	CITX300133
08/05/08	08/27/08	003260136	59260	41,700	50,240	(8,540)	-20.5%	COPR	HORWITH	CITX300155
08/05/08	08/27/08	003260137	59261	67,780	49,760	18,020	26.6%	COPR	HORWITH	CITX300155
08/05/08	08/27/08	003260138	59262	67,320	50,640	16,680	24.8%	COPR	HORWITH	CITX300155
08/05/08	08/27/08	003260139	59263	22,900	50,820	(27,920)	-121.9%	COPR	HORWITH	CITX300155
08/05/08	08/22/08	003260140	59264	48,160	50,860	(2,700)	-5.6%	COPR	HORWITH	CHUX332
08/05/08	08/22/08	003260141	59265	67,200	50,380	16,820	25.0%	COPR	HORWITH	CHUX332
08/05/08	08/22/08	003260142	59266	76,840	51,460	25,380	33.0%	COPR	HORWITH	CHUX332
08/05/08	08/22/08	003260143	59267	11,660	52,520	(40,860)	-350.4%	COPR	HORWITH	CHUX332
08/05/08	08/22/08	003260144	59268	46,540	52,320	(5,780)	-12.4%	COPR	HORWITH	CEFX35832

HONEYWELL SA-7 USE HAZARDOUS WASTE TRACKING (2006)										
Date Shipped	Date of Return Manifest	State Manifest	Man. Doc #	Facilty Manifest Weight (lbs)	Estimated Weight (lbs)	Manifest - Estimate (lbs)	Manifest - Estimate (%)	Material	Transporter	RAILCAR #
08/05/08	08/22/08	003260145	59269	68,240	52,080	16,160	23.7%	COPR	HORWITH	CEFX35832
08/05/08	08/22/08	003260146	59270	68,100	50,640	17,460	25.6%	COPR	HORWITH	CEFX35832
08/05/08	08/22/08	003260147	59271	19,680	50,240	(30,560)	-155.3%	COPR	HORWITH	CEFX35832
08/05/08	08/27/08	003260148	59272	67,800	50,980	16,820	24.8%	COPR	HORWITH	CHUX174
08/05/08	08/27/08	003260149	59273	66,200	50,980	15,220	23.0%	COPR	HORWITH	CHUX174
08/05/08	08/27/08	003260150	59274	30,980	51,760	(20,780)	-67.1%	COPR	HORWITH	CHUX174
08/05/08	08/27/08	003260151	59275	30,980	49,380	(18,400)	-59.4%	COPR	HORWITH	CHUX174
08/05/08	08/27/08	003260152	59276	62,000	51,760	10,240	16.5%	COPR	HORWITH	NDTX320427
08/05/08	08/27/08	003260153	59277	68,120	51,480	16,640	24.4%	COPR	HORWITH	NDTX320427
08/05/08	08/27/08	003260154	59278	34,540	50,820	(16,280)	-47.1%	COPR	HORWITH	NDTX320427
08/05/08	08/27/08	003260155	59279	34,560	50,280	(15,720)	-45.5%	COPR	HORWITH	NDTX320427
08/05/08	08/27/08	003260156	59280	39,840	50,620	(10,780)	-27.1%	COPR	HORWITH	CITX300145
08/05/08	08/27/08	003260157	59281	68,580	50,640	17,940	26.2%	COPR	HORWITH	CITX300145
08/05/08	08/27/08	003260158	59282	67,680	51,020	16,660	24.6%	COPR	HORWITH	CITX300145
08/05/08	08/27/08	003260159	59283	26,660	51,760	(25,100)	-94.1%	COPR	HORWITH	CITX300145
08/05/08	08/27/08	003260160	59284	15,480	52,380	(36,900)	-238.4%	COPR	HORWITH	JTLX175
08/05/08	08/27/08	003260161	59285	69,700	52,400	17,300	24.8%	COPR	HORWITH	JTLX175
08/05/08	08/27/08	003260162	59286	67,140	52,320	14,820	22.1%	COPR	HORWITH	JTLX175
08/05/08	08/27/08	003260163	59287	76,680	50,880	25,800	33.6%	COPR	HORWITH	CHUX227
08/05/08	08/27/08	003260164	59288	54,300	50,980	3,320	6.1%	COPR	HORWITH	JTLX175
08/05/08	08/27/08	003260165	59289	22,180	50,240	(28,060)	-126.5%	COPR	HORWITH	CHUX227
08/06/08	08/27/08	003260166	59290	67,820	50,820	17,000	25.1%	COPR	HORWITH	CHUX240
08/06/08	08/27/08	003260167	59291	66,480	50,000	16,480	24.8%	COPR	HORWITH	CHUX240
08/06/08	08/27/08	003260168	59292	34,260	49,080	(14,820)	-43.3%	COPR	HORWITH	CHUX240
08/06/08	08/27/08	003260169	59293	34,280	49,440	(15,160)	-44.2%	COPR	HORWITH	CHUX240
08/06/08	08/27/08	003260170	59294	15,180	50,600	(35,420)	-233.3%	COPR	HORWITH	CHUX220
08/06/08	08/27/08	003260171	59295	76,900	51,920	24,980	32.5%	COPR	HORWITH	CHUX220
08/06/08	08/27/08	003260172	59296	69,300	49,960	19,340	27.9%	COPR	HORWITH	CHUX220
08/06/08	08/27/08	003260173	59297	37,260	49,980	(12,720)	-34.1%	COPR	HORWITH	CHUX220
08/06/08	08/27/08	003260174	59298	64,520	50,680	13,840	21.5%	COPR	HORWITH	CHUX139
08/06/08	08/27/08	003260175	59299	69,020	49,720	19,300	28.0%	COPR	HORWITH	CHUX139
08/06/08	08/27/08	003260176	59300	33,660	50,300	(16,640)	-49.4%	COPR	HORWITH	CHUX139
08/06/08	08/27/08	003260177	59301	33,660	52,680	(19,020)	-56.5%	COPR	HORWITH	CHUX139
08/06/08	08/27/08	003260178	59302	53,800	51,280	2,520	4.7%	COPR	HORWITH	CHUX301
08/06/08	08/27/08	003260179	59303	67,760	51,760	16,000	23.6%	COPR	HORWITH	CHUX301
08/06/08	08/27/08	003260180	59304	67,840	49,400	18,440	27.2%	COPR	HORWITH	CHUX301
08/06/08	08/27/08	003260181	59305	12,300	51,120	(38,820)	-315.6%	COPR	HORWITH	CHUX301
08/06/08	08/27/08	003260182	59306	49,660	52,300	(2,640)	-5.3%	COPR	HORWITH	CEFX35801
08/06/08	08/27/08	003260183	59307	67,280	50,400	16,880	25.1%	COPR	HORWITH	CEFX35801
08/06/08	08/27/08	003260184	59308	67,620	48,540	19,080	28.2%	COPR	HORWITH	CEFX35801
08/06/08	08/27/08	003260185	59309	13,460	51,080	(37,620)	-279.5%	COPR	HORWITH	CEFX35801
08/06/08	08/27/08	003260186	59310	67,160	49,700	17,460	26.0%	COPR	HORWITH	JTLX232
08/06/08	08/27/08	003260187	59311	68,260	48,020	20,240	29.7%	COPR	HORWITH	CHUX227
08/06/08	08/27/08	003260188	59312	28,860	48,760	(19,900)	-69.0%	COPR	HORWITH	CHUX227
08/06/08	08/27/08	003260189	59313	27,140	51,180	(24,040)	-88.6%	COPR	HORWITH	JTLX232
08/06/08	08/27/08	003260190	59314	75,820	49,560	26,260	34.6%	COPR	HORWITH	JTLX232
08/06/08	08/27/08	003260191	59315	27,140	50,420	(23,280)	-85.8%	COPR	HORWITH	JTLX232
08/06/08	08/27/08	003260192	59316	39,340	51,300	(11,960)	-30.4%	COPR	HORWITH	CITX300142
08/06/08	08/27/08	003260193	59317	8,960	50,380	(41,420)	-462.3%	COPR	HORWITH	CITX300142
08/06/08	08/27/08	003260194	59318	65,380	52,380	13,000	19.9%	COPR	HORWITH	CITX300142
08/06/08	08/27/08	003260195	59319	90,040	50,580	39,460	43.8%	COPR	HORWITH	CITX300142
08/06/08	08/27/08	003260196	59320	7,660	49,060	(41,400)	-540.5%	COPR	HORWITH	CHUX122
08/06/08	08/27/08	003260197	59321	68,460	50,200	18,260	26.7%	COPR	HORWITH	CHUX122
08/06/08	08/27/08	003260198	59322	67,200	49,120	18,080	26.9%	COPR	HORWITH	CHUX122
08/06/08	08/27/08	003260199	59323	54,940	51,560	3,380	6.2%	COPR	HORWITH	CHUX122
08/06/08	08/27/08	003260200	59324	34,140	51,500	(17,360)	-50.8%	COPR	HORWITH	CITX300112
08/06/08	08/27/08	003260201	59325	76,980	50,000	26,980	35.0%	COPR	HORWITH	CITX300112
08/06/08	08/27/08	003260202	59326	68,900	49,620	19,280	28.0%	COPR	HORWITH	CITX300112
08/06/08	08/27/08	003260203	59327	17,440	51,000	(33,560)	-192.4%	COPR	HORWITH	CITX300112
08/06/08	08/27/08	003260204	59328	31,880	49,780	(17,900)	-56.1%	COPR	HORWITH	CHUX143
08/06/08	08/27/08	003260205	59329	66,400	50,040	16,360	24.6%	COPR	HORWITH	CHUX143
08/06/08	08/27/08	003260206	59330	67,620	50,240	17,380	25.7%	COPR	HORWITH	CHUX143
08/06/08	08/27/08	003260207	59331	34,140	50,160	(16,020)	-46.9%	COPR	HORWITH	CHUX143
08/06/08	08/27/08	003260208	59332	30,500	49,580	(19,080)	-62.6%	COPR	HORWITH	JTLX267
08/06/08	08/27/08	003260209	59333	67,700	50,800	16,900	25.0%	COPR	HORWITH	JTLX267
08/06/08	08/27/08	003260210	59334	35,940	51,420	(15,480)	-43.1%	COPR	HORWITH	JTLX267
08/06/08	08/27/08	003260211	59335	67,120	51,720	15,400	22.9%	COPR	HORWITH	JTLX267
08/06/08	08/27/08	003260212	59336	65,480	52,200	13,280	20.3%	COPR	HORWITH	CHUX192
08/06/08	08/27/08	003260213	59337	77,180	51,700	25,480	33.0%	COPR	HORWITH	CHUX192
08/06/08	08/27/08	003260214	59338	29,980	51,700	(21,720)	-72.4%	COPR	HORWITH	CHUX192
08/06/08	08/27/08	003260215	59339	29,980	49,920	(19,940)	-66.5%	COPR	HORWITH	CHUX192
08/06/08	08/27/08	003260216	59340	12,740	50,580	(37,840)	-297.0%	COPR	HORWITH	JTLX30157
08/06/08	08/27/08	003260217	59341	68,060	51,700	16,360	24.0%	COPR	HORWITH	JTLX30157
08/06/08	08/27/08	003260218	59342	77,000	51,820	25,180	32.7%	COPR	HORWITH	JTLX30157

HONEYWELL SA-7 USE HAZARDOUS WASTE TRACKING (2006)										
Date Shipped	Date of Return Manifest	State Manifest	Man. Doc #	Facilty Manifest Weight (lbs)	Estimated Weight (lbs)	Manifest - Estimate (lbs)	Manifest - Estimate (%)	Material	Transporter	RAILCAR #
08/06/08	08/27/08	003260219	59343	45,860	52,120	(6,260)	-13.7%	COPR	HORWITH	JTLX30157
08/06/08	08/27/08	003260220	59344	44,940	49,880	(4,940)	-11.0%	COPR	HORWITH	CHUX281
08/06/08	08/27/08	003260221	59345	67,760	51,580	16,180	23.9%	COPR	HORWITH	CHUX281
08/06/08	08/27/08	003260222	59346	76,840	51,540	25,300	32.9%	COPR	HORWITH	CHUX281
08/06/08	08/27/08	003260223	59347	11,560	50,460	(38,900)	-336.5%	COPR	HORWITH	CHUX281
08/06/08	08/27/08	003260224	59348	21,360	49,460	(28,100)	-131.6%	COPR	HORWITH	CHUX322
08/06/08	08/27/08	003260225	59349	77,160	50,660	26,500	34.3%	COPR	HORWITH	CHUX322
08/06/08	08/27/08	003260226	59350	76,880	52,380	24,500	31.9%	COPR	HORWITH	CHUX322
08/06/08	08/27/08	003260227	59351	24,200	50,340	(26,140)	-108.0%	COPR	HORWITH	CHUX322
08/06/08	08/22/08	003260228	59352	56,960	52,560	4,400	7.7%	COPR	HORWITH	JTLX30117
08/06/08	08/22/08	003260229	59353	68,260	51,260	17,000	24.9%	COPR	HORWITH	JTLX30117
08/06/08	08/22/08	003260230	59354	69,740	51,800	17,940	25.7%	COPR	HORWITH	JTLX30117
08/06/08	08/22/08	003260231	59355	8,100	51,120	(43,020)	-531.1%	COPR	HORWITH	JTLX30117
08/06/08	09/05/08	003260232	59356	52,460	49,440	3,020	5.8%	COPR	HORWITH	CEFX35831
08/06/08	09/05/08	003260233	59357	68,560	50,740	17,820	26.0%	COPR	HORWITH	CEFX35831
08/07/08	08/27/08	003260234	59358	9,180	50,200	(41,020)	-446.8%	COPR	HORWITH	CITX300138
08/07/08	08/27/08	003260235	59359	68,240	49,500	18,740	27.5%	COPR	HORWITH	CITX300138
08/07/08	08/27/08	003260236	59360	67,440	51,140	16,300	24.2%	COPR	HORWITH	CITX300138
08/07/08	08/27/08	003260237	59361	53,080	49,000	4,080	7.7%	COPR	HORWITH	CITX300138
08/07/08	08/27/08	003260238	59362	53,280	50,680	2,600	4.9%	COPR	HORWITH	CHUX129
08/07/08	08/27/08	003260239	59363	77,180	50,800	26,380	34.2%	COPR	HORWITH	CHUX129
08/07/08	08/27/08	003260240	59364	33,640	50,500	(16,860)	-50.1%	COPR	HORWITH	CHUX129
08/07/08	08/27/08	003260241	59365	33,620	50,540	(16,920)	-50.3%	COPR	HORWITH	CHUX129
08/07/08	08/27/08	003260242	59366	50,120	50,220	(100)	-0.2%	COPR	HORWITH	CITX300164
08/07/08	08/27/08	003260243	59367	67,980	49,400	18,580	27.3%	COPR	HORWITH	CITX300164
08/07/08	08/27/08	003260244	59368	38,000	52,060	(14,060)	-37.0%	COPR	HORWITH	CITX300164
08/07/08	08/27/08	003260245	59369	38,020	50,980	(12,960)	-34.1%	COPR	HORWITH	CITX300164
08/07/08	08/27/08	003260246	59370	23,860	51,000	(27,140)	-113.7%	COPR	HORWITH	JTLX30149
08/07/08	08/27/08	003260247	59371	77,460	51,060	26,400	34.1%	COPR	HORWITH	JTLX30149
08/07/08	08/27/08	003260248	59372	77,120	50,700	26,420	34.3%	COPR	HORWITH	JTLX30149
08/07/08	08/27/08	003260249	59373	18,540	48,560	(30,020)	-161.9%	COPR	HORWITH	JTLX30149
08/07/08	08/27/08	003260250	59374	76,080	50,060	26,020	34.2%	COPR	HORWITH	CHUX251
08/07/08	08/27/08	003260251	59375	66,800	48,960	17,840	26.7%	COPR	HORWITH	CEFX35239
08/07/08	08/27/08	003260252	59376	26,460	51,920	(25,460)	-96.2%	COPR	HORWITH	CHUX251
08/07/08	08/27/08	003260253	59377	77,040	50,600	26,440	34.3%	COPR	HORWITH	CHUX251
08/07/08	08/27/08	003260254	59378	26,460	50,940	(24,480)	-92.5%	COPR	HORWITH	CHUX251
08/07/08	08/27/08	003260255	59379	33,620	49,140	(15,520)	-46.2%	COPR	HORWITH	CEFX35239
08/07/08	08/27/08	003260256	59380	59,100	50,080	9,020	15.3%	COPR	HORWITH	CEFX35239
08/07/08	08/27/08	003260257	59381	33,600	50,540	(16,940)	-50.4%	COPR	HORWITH	CEFX35239
08/07/08	08/27/08	003260258	59382	52,020	48,300	3,720	7.2%	COPR	HORWITH	CHUX290
08/07/08	08/27/08	003260259	59383	68,540	50,280	18,260	26.6%	COPR	HORWITH	CHUX290
08/07/08	08/27/08	003260260	59384	66,640	50,520	16,120	24.2%	COPR	HORWITH	CHUX290
08/07/08	08/27/08	003260261	59385	8,840	48,660	(39,820)	-450.5%	COPR	HORWITH	CHUX290
08/07/08	08/27/08	003260262	59386	76,420	52,340	24,080	31.5%	COPR	HORWITH	JTLX30154
08/07/08	08/27/08	003260263	59387	40,560	50,560	(10,000)	-24.7%	COPR	HORWITH	CHUX152
08/07/08	08/27/08	003260264	59388	37,620	51,940	(14,320)	-38.1%	COPR	HORWITH	JTLX30154
08/07/08	08/27/08	003260265	59389	68,060	49,880	18,180	26.7%	COPR	HORWITH	JTLX30154
08/07/08	08/27/08	003260266	59390	16,420	49,100	(32,680)	-199.0%	COPR	HORWITH	JTLX30154
08/07/08	08/27/08	003260267	59391	66,060	50,360	15,700	23.8%	COPR	HORWITH	JTLX74
08/07/08	08/27/08	003260268	59392	67,660	49,200	18,460	27.3%	COPR	HORWITH	JTLX74
08/07/08	08/27/08	003260269	59393	34,140	50,240	(16,100)	-47.2%	COPR	HORWITH	JTLX74
08/07/08	08/27/08	003260270	59394	34,120	50,840	(16,720)	-49.0%	COPR	HORWITH	JTLX74
08/07/08	08/27/08	003260271	59395	60,220	49,940	10,280	17.1%	COPR	HORWITH	JTLX192
08/07/08	08/27/08	003260272	59396	67,300	50,800	16,500	24.5%	COPR	HORWITH	JTLX192
08/07/08	08/27/08	003260273	59397	34,460	50,760	(16,300)	-47.3%	COPR	HORWITH	JTLX192
08/07/08	08/27/08	003260274	59398	34,480	50,200	(15,720)	-45.6%	COPR	HORWITH	JTLX192
08/07/08	08/27/08	003260275	59399	47,840	49,080	(1,240)	-2.6%	COPR	HORWITH	CITX300151
08/07/08	08/27/08	003260276	59400	67,260	49,800	17,460	26.0%	COPR	HORWITH	CITX300151
08/07/08	08/27/08	003260277	59401	67,360	50,580	16,780	24.9%	COPR	HORWITH	CITX300151
08/07/08	08/27/08	003260278	59402	16,000	50,840	(34,840)	-217.8%	COPR	HORWITH	CITX300151
08/07/08	08/27/08	003260279	59403	43,240	50,060	(6,820)	-15.8%	COPR	HORWITH	CHUX308
08/07/08	08/27/08	003260280	59404	68,180	50,760	17,420	25.6%	COPR	HORWITH	CHUX308
08/07/08	08/27/08	003260281	59405	68,420	50,220	18,200	26.6%	COPR	HORWITH	CHUX308
08/07/08	08/27/08	003260282	59406	21,500	49,700	(28,200)	-131.2%	COPR	HORWITH	CHUX308
08/07/08	08/22/08	003260283	59407	60,520	49,560	10,960	18.1%	COPR	HORWITH	CITX300033
08/07/08	08/22/08	003260284	59408	68,080	49,780	18,300	26.9%	COPR	HORWITH	CITX300033
08/07/08	08/22/08	003260285	59409	34,360	49,980	(15,620)	-45.5%	COPR	HORWITH	CITX300033
08/07/08	08/22/08	003260286	59410	34,380	50,860	(16,480)	-47.9%	COPR	HORWITH	CITX300033
08/07/08	09/05/08	003260287	59411	38,300	51,000	(12,700)	-33.2%	COPR	HORWITH	CEFX35831
08/07/08	09/05/08	003260288	59412	38,300	50,460	(12,160)	-31.7%	COPR	HORWITH	CEFX35831
08/07/08	08/27/08	003260289	59413	67,500	50,340	17,160	25.4%	COPR	HORWITH	CHUX152
08/07/08	08/27/08	003260290	59414	68,060	48,620	19,440	28.6%	COPR	HORWITH	CHUX152
08/07/08	08/27/08	003260291	59415	23,280	50,820	(27,540)	-118.3%	COPR	HORWITH	CHUX152
08/07/08	08/27/08	003260292	59416	29,040	50,760	(21,720)	-74.8%	COPR	HORWITH	CHUX244

Honeywell

HONEYWELL SA-7 USE HAZARDOUS WASTE TRACKING (2006)										
Date Shipped	Date of Return Manifest	State Manifest	Man. Doc #	Facilty Manifest Weight (lbs)	Estimated Weight (lbs)	Manifest - Estimate (lbs)	Manifest - Estimate (%)	Material	Transporter	RAILCAR #
08/07/08	08/27/08	003260293	59417	67,660	50,980	16,680	24.7%	COPR	HORWITH	CHUX244
08/07/08	08/27/08	003260294	59418	67,880	50,640	17,240	25.4%	COPR	HORWITH	CHUX244
08/07/08	08/27/08	003260295	59419	35,960	50,460	(14,500)	-40.3%	COPR	HORWITH	CHUX244
08/07/08	08/22/08	003260296	59420	31,600	51,500	(19,900)	-63.0%	COPR	HORWITH	CITX300105
08/07/08	08/22/08	003260297	59421	76,140	51,020	25,120	33.0%	COPR	HORWITH	CITX300105
08/07/08	08/22/08	003260298	59422	76,720	49,940	26,780	34.9%	COPR	HORWITH	CITX300105
08/07/08	08/22/08	003260299	59423	15,660	49,340	(33,680)	-215.1%	COPR	HORWITH	CITX300105
08/07/08	08/27/08	003260300	59424	66,920	50,580	16,340	24.4%	COPR	HORWITH	CEFX35830
08/08/08	08/27/08	003260301	59425	23,780	50,060	(26,280)	-110.5%	COPR	HORWITH	JTLX263
08/08/08	08/27/08	003260302	59426	68,400	49,140	19,260	28.2%	COPR	HORWITH	JTLX263
08/08/08	08/27/08	003260303	59427	67,200	49,920	17,280	25.7%	COPR	HORWITH	JTLX263
08/08/08	08/27/08	003260304	59428	38,760	50,380	(11,620)	-30.0%	COPR	HORWITH	JTLX263
08/08/08	08/22/08	003260305	59429	69,380	50,780	18,600	26.8%	COPR	HORWITH	CITX300162
08/08/08	08/22/08	003260306	59430	25,820	50,700	(24,880)	-96.4%	COPR	HORWITH	CITX300162
08/08/08	08/22/08	003260307	59431	76,700	49,540	27,160	35.4%	COPR	HORWITH	CITX300162
08/08/08	08/22/08	003260308	59432	29,380	49,960	(20,580)	-70.0%	COPR	HORWITH	CITX300162
08/08/08	08/27/08	003260309	59433	21,340	50,060	(28,720)	-134.6%	COPR	HORWITH	CHUX113
08/08/08	08/27/08	003260310	59434	70,160	49,880	20,280	28.9%	COPR	HORWITH	CHUX113
08/08/08	08/27/08	003260311	59435	67,180	51,460	15,720	23.4%	COPR	HORWITH	CHUX113
08/08/08	08/27/08	003260312	59436	42,120	51,200	(9,080)	-21.6%	COPR	HORWITH	CHUX113
08/08/08	08/27/08	003260313	59437	23,240	52,320	(29,080)	-125.1%	COPR	HORWITH	CHUX147
08/08/08	08/27/08	003260314	59438	67,420	52,120	15,300	22.7%	COPR	HORWITH	CHUX147
08/08/08	08/27/08	003260315	59439	68,080	51,140	16,940	24.9%	COPR	HORWITH	CHUX147
08/08/08	08/27/08	003260316	59440	10,720	51,220	(40,500)	-377.8%	COPR	HORWITH	CHUX117
08/08/08	08/27/08	003260317	59441	47,520	51,020	(3,500)	-7.4%	COPR	HORWITH	CHUX147
08/08/08	08/27/08	003260318	59442	68,560	49,580	18,980	27.7%	COPR	HORWITH	CHUX117
08/08/08	08/27/08	003260319	59443	76,480	50,140	26,340	34.4%	COPR	HORWITH	CHUX117
08/08/08	08/27/08	003260320	59444	43,160	50,900	(7,740)	-17.9%	COPR	HORWITH	CHUX117
08/08/08	08/22/08	003260321	59445	76,940	50,040	26,900	35.0%	COPR	HORWITH	JTLX30173
08/08/08	08/22/08	003260322	59446	67,240	50,360	16,880	25.1%	COPR	HORWITH	JTLX30173
08/08/08	08/22/08	003260323	59447	35,760	48,020	(12,260)	-34.3%	COPR	HORWITH	JTLX30173
08/08/08	08/22/08	003260324	59448	16,080	48,860	(32,780)	-203.9%	COPR	HORWITH	JTLX30173
08/08/08	08/27/08	003260325	59449	6,100	48,700	(42,600)	-698.4%	COPR	HORWITH	CHUX280
08/08/08	08/27/08	003260326	59450	77,160	48,080	29,080	37.7%	COPR	HORWITH	CHUX280
08/08/08	08/27/08	003260327	59451	77,040	49,140	27,900	36.2%	COPR	HORWITH	CHUX280
08/08/08	08/27/08	003260328	59452	33,000	49,060	(16,060)	-48.7%	COPR	HORWITH	CHUX280
08/08/08	08/27/08	003260329	59453	62,400	50,240	12,160	19.5%	COPR	HORWITH	DJLX98504
08/08/08	08/27/08	003260330	59454	67,540	51,780	15,760	23.3%	COPR	HORWITH	DJLX98504
08/08/08	08/27/08	003260331	59455	35,100	50,800	(15,700)	-44.7%	COPR	HORWITH	DJLX98504
08/08/08	08/27/08	003260332	59456	35,100	49,580	(14,480)	-41.3%	COPR	HORWITH	DJLX98504
08/08/08	08/27/08	003260333	59457	22,600	48,940	(26,340)	-116.5%	COPR	HORWITH	CITX300020
08/08/08	08/27/08	003260334	59458	68,520	48,040	20,480	29.9%	COPR	HORWITH	CITX300020
08/08/08	08/27/08	003260335	59459	37,220	51,220	(14,000)	-37.6%	COPR	HORWITH	JTLX30101
08/08/08	08/27/08	003260336	59460	77,740	51,240	26,500	34.1%	COPR	HORWITH	JTLX30101
08/08/08	08/27/08	003260337	59461	76,160	50,420	25,740	33.8%	COPR	HORWITH	JTLX30101
08/08/08	08/27/08	003260338	59462	47,440	49,340	(1,900)	-4.0%	COPR	HORWITH	CHUX187
08/08/08	08/27/08	003260339	59463	67,100	49,780	17,320	25.8%	COPR	HORWITH	CHUX187
08/08/08	08/27/08	003260340	59464	6,160	49,660	(43,500)	-706.2%	COPR	HORWITH	JTLX30101
08/08/08	08/27/08	003260341	59465	67,840	51,980	15,860	23.4%	COPR	HORWITH	CHUX187
08/08/08	08/27/08	003260342	59466	15,500	50,180	(34,680)	-223.7%	COPR	HORWITH	CHUX187
08/08/08	08/27/08	003260343	59467	45,480	50,840	(5,360)	-11.8%	COPR	HORWITH	CEFX35844
08/08/08	08/27/08	003260344	59468	67,940	49,920	18,020	26.5%	COPR	HORWITH	CEFX35844
08/08/08	08/27/08	003260345	59469	66,700	50,540	16,160	24.2%	COPR	HORWITH	CEFX35844
08/08/08	08/27/08	003260348	59470	19,380	50,380	(31,000)	-160.0%	COPR	HORWITH	CEFX35844
08/08/08	08/27/08	003260349	59471	34,040	51,140	(17,100)	-50.2%	COPR	HORWITH	CEFX35824
08/08/08	08/27/08	003260350	59472	77,380	51,080	26,300	34.0%	COPR	HORWITH	CEFX35824
08/08/08	08/27/08	003260351	59473	68,440	50,360	18,080	26.4%	COPR	HORWITH	CEFX35824
08/08/08	08/27/08	003260352	59474	23,420	51,040	(27,620)	-117.9%	COPR	HORWITH	CEFX35824
08/08/08	08/27/08	003260353	59475	30,820	49,720	(18,900)	-61.3%	COPR	HORWITH	CHUX149
08/08/08	08/27/08	003260354	59476	66,500	49,400	17,100	25.7%	COPR	HORWITH	CHUX149
08/08/08	08/27/08	003260355	59477	66,840	49,600	17,240	25.8%	COPR	HORWITH	CHUX149
08/08/08	08/27/08	003260356	59478	34,060	50,020	(15,960)	-46.9%	COPR	HORWITH	CHUX149
08/08/08	08/27/08	003260357	59479	68,800	49,600	19,200	27.9%	COPR	HORWITH	JTLX30150
08/08/08	08/27/08	003260358	59480	68,020	49,980	18,040	26.5%	COPR	HORWITH	CITX300020
08/08/08	08/27/08	003260359	59481	36,160	50,680	(14,520)	-40.2%	COPR	HORWITH	CITX300020
08/08/08	08/27/08	003260360	59482	36,320	50,040	(13,720)	-37.8%	COPR	HORWITH	JTLX30150
08/08/08	08/27/08	003260361	59483	68,340	49,580	18,760	27.5%	COPR	HORWITH	CHUX307
08/08/08	08/27/08	003260362	59484	28,480	50,560	(22,080)	-77.5%	COPR	HORWITH	JTLX30150
08/08/08	08/27/08	003260363	59485	67,920	48,600	19,320	28.4%	COPR	HORWITH	JTLX30150
08/08/08	08/27/08	003260364	59486	18,500	49,960	(31,460)	-170.1%	COPR	HORWITH	CHUX307
08/08/08	08/27/08	003260365	59487	76,340	50,360	25,980	34.0%	COPR	HORWITH	CHUX307
08/08/08	08/27/08	003260366	59488	75,760	50,920	24,840	32.8%	COPR	HORWITH	CEFX35830
08/08/08	08/27/08	003260367	59489	29,280	50,600	(21,320)	-72.8%	COPR	HORWITH	CEFX35830
08/08/08	08/27/08	003260368	59490	32,200	50,380	(18,180)	-56.5%	COPR	HORWITH	CHUX307

Honeywell

HONEYWELL SA-7 USE HAZARDOUS WASTE TRACKING (2006)										
Date Shipped	Date of Return Manifest	State Manifest	Man. Doc #	Facilty Manifest Weight (lbs)	Estimated Weight (lbs)	Manifest - Estimate (lbs)	Manifest - Estimate (%)	Material	Transporter	RAILCAR #
08/08/08	08/27/08	003260369	59491	29,280	51,200	(21,920)	-74.9%	COPR	HORWITH	CEFX35830
08/08/08	09/05/08	003260370	59492	8,880	49,760	(40,880)	-460.4%	COPR	HORWITH	JTLX30109
08/11/08	09/05/08	003260371	59493	26,060	50,240	(24,180)	-92.8%	COPR	HORWITH	CHUX146
08/11/08	09/05/08	003260372	59494	68,640	49,840	18,800	27.4%	COPR	HORWITH	CHUX146
08/11/08	09/05/08	003260373	59495	69,160	51,080	18,080	26.1%	COPR	HORWITH	CHUX146
08/11/08	09/05/08	003260374	59496	35,820	49,240	(13,420)	-37.5%	COPR	HORWITH	CHUX146
08/11/08	09/05/08	003260375	59497	14,680	49,160	(34,480)	-234.9%	COPR	HORWITH	CHUX293
08/11/08	09/05/08	003260376	59498	68,040	50,140	17,900	26.3%	COPR	HORWITH	CHUX293
08/11/08	09/05/08	003260377	59499	76,880	49,560	27,320	35.5%	COPR	HORWITH	CHUX293
08/11/08	09/05/08	003260378	59500	40,760	50,740	(9,980)	-24.5%	COPR	HORWITH	CHUX293
08/11/08	09/05/08	003260379	59501	12,780	50,380	(37,600)	-294.2%	COPR	HORWITH	CITX300028
08/11/08	09/05/08	003260380	59502	69,120	50,880	18,240	26.4%	COPR	HORWITH	CITX300028
08/11/08	09/05/08	003260381	59503	68,020	51,860	16,160	23.8%	COPR	HORWITH	CITX300028
08/11/08	09/05/08	003260382	59504	52,060	49,640	2,420	4.6%	COPR	HORWITH	CITX300028
08/11/08	09/05/08	003260383	59505	68,980	50,400	18,580	26.9%	COPR	HORWITH	JTLX30109
08/11/08	09/05/08	003260384	59506	67,740	51,060	16,680	24.6%	COPR	HORWITH	JTLX30109
08/11/08	09/05/08	003260385	59507	54,520	49,820	4,700	8.6%	COPR	HORWITH	JTLX30109
08/11/08	09/05/08	003260386	59508	76,680	50,140	26,540	34.6%	COPR	HORWITH	CHUX330
08/11/08	09/05/08	003260387	59509	66,660	51,480	15,180	22.8%	COPR	HORWITH	CHUX330
08/11/08	09/05/08	003260388	59510	29,700	51,240	(21,540)	-72.5%	COPR	HORWITH	CHUX330
08/11/08	09/05/08	003260389	59511	29,700	50,800	(21,100)	-71.0%	COPR	HORWITH	CHUX330
08/11/08	09/05/08	003260390	59512	42,320	51,500	(9,180)	-21.7%	COPR	HORWITH	CHUX265
08/11/08	09/05/08	003260391	59513	66,760	50,780	15,980	23.9%	COPR	HORWITH	CHUX265
08/11/08	09/05/08	003260392	59514	68,020	50,160	17,860	26.3%	COPR	HORWITH	CHUX265
08/11/08	09/05/08	003260393	59515	23,920	49,700	(25,780)	-107.8%	COPR	HORWITH	CHUX265
08/11/08	09/05/08	003260394	59516	25,340	50,440	(25,100)	-99.1%	COPR	HORWITH	JTLX170
08/11/08	09/05/08	003260395	59517	68,360	49,880	18,480	27.0%	COPR	HORWITH	JTLX170
08/11/08	09/05/08	003260396	59518	77,600	50,340	27,260	35.1%	COPR	HORWITH	JTLX170
08/11/08	09/05/08	003260397	59519	38,080	52,120	(14,040)	-36.9%	COPR	HORWITH	JTLX170
08/11/08	09/05/08	003260398	59520	43,720	49,100	(5,380)	-12.3%	COPR	HORWITH	JTLX127
08/11/08	09/05/08	003260399	59521	69,140	49,600	19,540	28.3%	COPR	HORWITH	JTLX127
08/11/08	09/05/08	003260400	59522	68,420	51,860	16,560	24.2%	COPR	HORWITH	JTLX127
08/11/08	09/05/08	003260401	59523	17,620	50,440	(32,820)	-186.3%	COPR	HORWITH	JTLX168
08/11/08	09/05/08	003260402	59524	68,800	51,120	17,680	25.7%	COPR	HORWITH	JTLX168
08/11/08	09/05/08	003260403	59525	67,740	49,340	18,400	27.2%	COPR	HORWITH	JTLX168
08/11/08	09/09/08	003260404	59526	20,000	51,080	(31,080)	-155.4%	COPR	HORWITH	JTLX185
08/11/08	09/05/08	003260405	59527	41,340	50,560	(9,220)	-22.3%	COPR	HORWITH	JTLX168
08/11/08	09/09/08	003260406	59528	77,240	49,320	27,920	36.1%	COPR	HORWITH	JTLX185
08/11/08	09/09/08	003260407	59529	69,180	50,280	18,900	27.3%	COPR	HORWITH	JTLX185
08/11/08	09/09/08	003260408	59530	30,980	50,800	(19,820)	-64.0%	COPR	HORWITH	JTLX185
08/11/08	09/05/08	003260409	59531	13,820	51,160	(37,340)	-270.2%	COPR	HORWITH	JTLX30136
08/11/08	09/05/08	003260410	59532	68,140	52,260	15,880	23.3%	COPR	HORWITH	JTLX30136
08/11/08	09/05/08	003260411	59533	68,700	50,440	18,260	26.6%	COPR	HORWITH	JTLX30136
08/11/08	09/05/08	003260412	59534	50,120	51,320	(1,200)	-2.4%	COPR	HORWITH	JTLX30136
08/11/08	09/05/08	003260413	59535	67,080	51,060	16,020	23.9%	COPR	HORWITH	JTLX94
08/11/08	09/05/08	003260414	59536	21,600	49,920	(28,320)	-131.1%	COPR	HORWITH	CHUX176
08/11/08	09/05/08	003260415	59537	76,020	52,480	23,540	31.0%	COPR	HORWITH	JTLX94
08/11/08	09/05/08	003260416	59538	31,500	50,100	(18,600)	-59.0%	COPR	HORWITH	JTLX94
08/11/08	09/05/08	003260417	59539	31,500	52,300	(20,800)	-66.0%	COPR	HORWITH	JTLX94
08/11/08	09/05/08	003260418	59540	20,820	52,120	(31,300)	-150.3%	COPR	HORWITH	JTLX127
08/11/08	09/05/08	003260419	59541	68,940	50,080	18,860	27.4%	COPR	HORWITH	CHUX176
08/11/08	09/05/08	003260420	59542	38,080	49,660	(11,580)	-30.4%	COPR	HORWITH	NRLX526248
08/11/08	09/05/08	003260421	59543	76,760	50,640	26,120	34.0%	COPR	HORWITH	NRLX526248
08/11/08	09/05/08	003260422	59544	68,420	48,720	19,700	28.8%	COPR	HORWITH	CITX300148
08/11/08	09/05/08	003260423	59545	68,640	51,140	17,500	25.5%	COPR	HORWITH	NRLX526248
08/11/08	09/05/08	003260424	59546	10,820	50,920	(40,100)	-370.6%	COPR	HORWITH	NRLX526248
08/11/08	09/05/08	003260425	59547	53,220	51,520	1,700	3.2%	COPR	HORWITH	CITX300148
08/11/08	09/05/08	003260426	59548	65,460	50,960	14,500	22.2%	COPR	HORWITH	CITX300148
08/11/08	09/05/08	003260427	59549	11,780	52,040	(40,260)	-341.8%	COPR	HORWITH	CITX300148
08/11/08	09/05/08	003260428	59550	66,880	51,260	15,620	23.4%	COPR	HORWITH	CHUX176
08/11/08	09/05/08	003260429	59551	66,400	51,000	15,400	23.2%	COPR	HORWITH	CITX300026
08/11/08	09/05/08	003260430	59552	39,000	52,420	(13,420)	-34.4%	COPR	HORWITH	CHUX176
08/11/08	09/05/08	003260431	59553	27,780	52,420	(24,640)	-88.7%	COPR	HORWITH	CITX300026
08/11/08	09/05/08	003260432	59554	76,320	50,040	26,280	34.4%	COPR	HORWITH	CITX300026
08/11/08	09/05/08	003260433	59555	27,780	48,760	(20,980)	-75.5%	COPR	HORWITH	CITX300026
08/11/08	10/10/08	003260434	59556	42,400	51,860	(9,460)	-22.3%	COPR	HORWITH	CITX300041
08/12/08	09/05/08	003260435	59557	67,720	50,480	17,240	25.5%	COPR	HORWITH	JTLX186
08/12/08	09/05/08	003260436	59558	67,020	50,880	16,140	24.1%	COPR	HORWITH	JTLX186
08/12/08	09/05/08	003260437	59559	33,540	50,080	(16,540)	-49.3%	COPR	HORWITH	JTLX186
08/12/08	09/05/08	003260438	59560	33,520	51,360	(17,840)	-53.2%	COPR	HORWITH	JTLX186
08/12/08	09/05/08	003260439	59561	68,700	51,060	17,640	25.7%	COPR	HORWITH	CEFX35241
08/12/08	09/05/08	003260440	59562	67,660	51,940	15,720	23.2%	COPR	HORWITH	CEFX35241
08/12/08	09/05/08	003260441	59563	34,360	50,960	(16,600)	-48.3%	COPR	HORWITH	CEFX35241
08/12/08	09/05/08	003260442	59564	34,340	52,200	(17,860)	-52.0%	COPR	HORWITH	CEFX35241

Honeywell

HONEYWELL SA-7 USE HAZARDOUS WASTE TRACKING (2006)										
Date Shipped	Date of Return Manifest	State Manifest	Man. Doc #	Facilty Manifest Weight (lbs)	Estimated Weight (lbs)	Manifest - Estimate (lbs)	Manifest - Estimate (%)	Material	Transporter	RAILCAR #
08/12/08	10/10/08	003260443	59565	69,200	51,560	17,640	25.5%	COPR	HORWITH	CITX300041
08/12/08	10/10/08	003260444	59566	67,420	52,320	15,100	22.4%	COPR	HORWITH	CITX300041
08/12/08	10/10/08	003260445	59567	25,160	51,360	(26,200)	-104.1%	COPR	HORWITH	CITX300041
08/12/08	09/05/08	003260446	59568	33,540	51,240	(17,700)	-52.8%	COPR	HORWITH	JTLX30129
08/12/08	09/05/08	003260447	59569	67,980	51,520	16,460	24.2%	COPR	HORWITH	JTLX30129
08/12/08	09/05/08	003260448	59570	67,320	50,560	16,760	24.9%	COPR	HORWITH	JTLX30129
08/12/08	09/05/08	003260449	59571	30,720	50,580	(19,860)	-64.6%	COPR	HORWITH	JTLX30129
08/12/08	09/05/08	003260450	59572	31,820	50,420	(18,600)	-58.5%	COPR	HORWITH	CHUX261
08/12/08	09/05/08	003260451	59573	67,720	51,960	15,760	23.3%	COPR	HORWITH	CHUX261
08/12/08	09/05/08	003260452	59574	67,240	51,660	15,580	23.2%	COPR	HORWITH	CHUX261
08/12/08	09/09/08	003260453	59575	19,920	50,220	(30,300)	-152.1%	COPR	HORWITH	CEFX35819
08/12/08	09/05/08	003260454	59576	33,540	51,020	(17,480)	-52.1%	COPR	HORWITH	CHUX261
08/12/08	09/09/08	003260455	59577	68,820	50,780	18,040	26.2%	COPR	HORWITH	CEFX35819
08/12/08	09/09/08	003260456	59578	67,840	51,940	15,900	23.4%	COPR	HORWITH	CEFX35819
08/12/08	09/09/08	003260457	59579	42,400	51,680	(9,280)	-21.9%	COPR	HORWITH	CEFX35819
08/12/08	09/09/08	003260458	59580	49,960	50,000	(40)	-0.1%	COPR	HORWITH	CHUX297
08/12/08	09/09/08	003260459	59581	68,140	51,080	17,060	25.0%	COPR	HORWITH	CHUX297
08/12/08	09/09/08	003260460	59582	66,940	48,020	18,920	28.3%	COPR	HORWITH	CHUX297
08/12/08	09/26/08	003260461	59583	23,140	52,140	(29,000)	-125.3%	COPR	HORWITH	CHUX231
08/12/08	09/09/08	003260462	59584	9,380	48,180	(38,800)	-413.6%	COPR	HORWITH	CHUX297
08/12/08	09/05/08	003260463	59585	67,460	50,940	16,520	24.5%	COPR	HORWITH	CHUX304
08/12/08	09/26/08	003260464	59586	67,620	51,980	15,640	23.1%	COPR	HORWITH	CHUX231
08/12/08	09/26/08	003260465	59587	42,840	50,000	(7,160)	-16.7%	COPR	HORWITH	CHUX231
08/12/08	09/26/08	003260466	59588	66,760	49,760	17,000	25.5%	COPR	HORWITH	CHUX231
08/12/08	09/05/08	003260467	59589	77,300	50,920	26,380	34.1%	COPR	HORWITH	CHUX304
08/12/08	09/05/08	003260468	59590	26,460	49,580	(23,120)	-87.4%	COPR	HORWITH	CHUX304
08/12/08	09/05/08	003260469	59591	9,900	50,620	(40,720)	-411.3%	COPR	HORWITH	CHUX329
08/12/08	09/05/08	003260470	59592	77,680	48,000	29,680	38.2%	COPR	HORWITH	CHUX329
08/12/08	09/05/08	003260471	59593	67,680	50,220	17,460	25.8%	COPR	HORWITH	CHUX329
08/12/08	09/05/08	003260472	59594	44,820	52,380	(7,560)	-16.9%	COPR	HORWITH	CHUX329
08/12/08	09/05/08	003260473	59595	50,160	51,220	(1,060)	-2.1%	COPR	HORWITH	CHUX155
08/12/08	09/05/08	003260474	59596	77,720	51,080	26,640	34.3%	COPR	HORWITH	CHUX155
08/12/08	09/05/08	003260475	59597	38,260	51,040	(12,780)	-33.4%	COPR	HORWITH	CHUX155
08/12/08	09/05/08	003260476	59598	38,240	50,860	(12,620)	-33.0%	COPR	HORWITH	CHUX155
08/12/08	09/05/08	003260477	59599	58,500	51,440	7,060	12.1%	COPR	HORWITH	JTLX265
08/12/08	09/05/08	003260478	59600	67,820	52,320	15,500	22.9%	COPR	HORWITH	JTLX265
08/12/08	09/05/08	003260479	59601	66,600	51,220	15,380	23.1%	COPR	HORWITH	JTLX265
08/12/08	09/05/08	003260480	59602	12,740	51,240	(38,500)	-302.2%	COPR	HORWITH	JTLX265
08/12/08	09/15/08	003260481	59603	76,660	51,700	24,960	32.6%	COPR	HORWITH	CEFX35248
08/12/08	09/15/08	003260482	59604	68,320	50,800	17,520	25.6%	COPR	HORWITH	CEFX35248
08/12/08	09/15/08	003260483	59605	30,300	49,740	(19,440)	-64.2%	COPR	HORWITH	CEFX35248
08/12/08	09/15/08	003260484	59606	30,320	51,120	(20,800)	-68.6%	COPR	HORWITH	CEFX35248
08/12/08	09/05/08	003260485	59607	32,440	50,280	(17,840)	-55.0%	COPR	HORWITH	CITX300158
08/12/08	09/05/08	003260486	59608	76,660	50,920	25,740	33.6%	COPR	HORWITH	CITX300158
08/12/08	09/05/08	003260487	59609	52,380	50,740	1,640	3.1%	COPR	HORWITH	JTLX30148
08/12/08	09/05/08	003260488	59610	77,180	52,560	24,620	31.9%	COPR	HORWITH	CITX300158
08/12/08	09/05/08	003260489	59611	26,460	51,380	(24,920)	-94.2%	COPR	HORWITH	CHUX304
08/12/08	09/05/08	003260490	59612	17,620	51,360	(33,740)	-191.5%	COPR	HORWITH	CITX300158
08/12/08	09/05/08	000857870	59613	68,260	49,160	19,100	28.0%	COPR	HORWITH	JTLX30148
08/12/08	09/05/08	000857884	59614	68,660	49,360	19,300	28.1%	COPR	HORWITH	JTLX30148
08/12/08	09/11/08	000857885	59615	76,560	50,820	25,740	33.6%	COPR	HORWITH	NDYX320337
08/12/08	09/05/08	000857886	59616	9,520	51,280	(41,760)	-438.7%	COPR	HORWITH	JTLX30148
08/12/08	09/11/08	000857887	59617	67,080	49,220	17,860	26.6%	COPR	HORWITH	NDYX320337
08/12/08	09/11/08	000857888	59618	24,700	52,100	(27,400)	-110.9%	COPR	HORWITH	NDYX320337
08/12/08	09/11/08	000857889	59619	24,680	49,860	(25,180)	-102.0%	COPR	HORWITH	NDYX320337
08/12/08	09/05/08	000857890	59620	51,060	51,560	(500)	-1.0%	COPR	HORWITH	CITX300120
08/12/08	09/05/08	000857891	59621	77,140	50,260	26,880	34.8%	COPR	HORWITH	CITX300120
08/12/08	09/05/08	000857892	59622	38,200	52,500	(14,300)	-37.4%	COPR	HORWITH	CITX300120
08/12/08	09/05/08	000857893	59623	38,200	51,480	(13,280)	-34.8%	COPR	HORWITH	CITX300120
08/12/08	09/05/08	000857894	59624	16,560	51,540	(34,980)	-211.2%	COPR	HORWITH	CHUX273
08/13/08	09/05/08	000857895	59625	22,580	50,400	(27,820)	-123.2%	COPR	HORWITH	JTLX276
08/13/08	09/05/08	000857896	59626	69,480	50,040	19,440	28.0%	COPR	HORWITH	JTLX276
08/13/08	09/05/08	003260491	59627	67,420	50,840	16,580	24.6%	COPR	HORWITH	JTLX276
08/13/08	09/05/08	003260492	59628	40,060	50,200	(10,140)	-25.3%	COPR	HORWITH	JTLX276
08/13/08	09/09/08	003260493	59629	68,680	51,820	16,860	24.5%	COPR	HORWITH	JTLX30140
08/13/08	09/09/08	003260494	59630	76,320	50,040	26,280	34.4%	COPR	HORWITH	JTLX30140
08/13/08	09/09/08	003260495	59631	28,840	50,640	(21,800)	-75.6%	COPR	HORWITH	JTLX30140
08/13/08	09/09/08	003260496	59632	28,860	51,420	(22,560)	-78.2%	COPR	HORWITH	JTLX30140
08/13/08	09/09/08	003260497	59633	59,080	51,060	8,020	13.6%	COPR	HORWITH	CHUX202
08/13/08	09/09/08	003260498	59634	68,340	50,960	17,380	25.4%	COPR	HORWITH	CHUX202
08/13/08	09/09/08	003260499	59635	67,400	51,280	16,120	23.9%	COPR	HORWITH	CHUX202
08/13/08	09/09/08	003260500	59636	8,480	50,080	(41,600)	-490.6%	COPR	HORWITH	CHUX202
08/13/08	09/09/08	003260501	59637	44,900	51,940	(7,040)	-15.7%	COPR	HORWITH	CHUX313
08/13/08	09/09/08	003260504	59638	76,700	51,560	25,140	32.8%	COPR	HORWITH	CHUX313

HONEYWELL SA-7 USE HAZARDOUS WASTE TRACKING (2006)										
Date Shipped	Date of Return Manifest	State Manifest	Man. Doc #	Facilty Manifest Weight (lbs)	Estimated Weight (lbs)	Manifest - Estimate (lbs)	Manifest - Estimate (%)	Material	Transporter	RAILCAR #
08/13/08	09/09/08	003260505	59639	69,180	49,900	19,280	27.9%	COPR	HORWITH	CHUX313
08/13/08	09/05/08	003260506	59640	67,360	50,000	17,360	25.8%	COPR	HORWITH	CEFX35820
08/13/08	09/09/08	003260507	59641	10,420	49,940	(39,520)	-379.3%	COPR	HORWITH	CHUX313
08/13/08	09/05/08	003260508	59642	27,840	49,920	(22,080)	-79.3%	COPR	HORWITH	CEFX35820
08/13/08	09/05/08	003260509	59643	76,760	51,360	25,400	33.1%	COPR	HORWITH	CEFX35820
08/13/08	09/05/08	003260510	59644	30,900	51,980	(21,080)	-68.2%	COPR	HORWITH	CEFX35820
08/13/08	09/05/08	003260511	59645	57,480	52,000	5,480	9.5%	COPR	HORWITH	CHUX279
08/13/08	09/05/08	003260512	59646	76,620	48,020	28,600	37.3%	COPR	HORWITH	CHUX279
08/13/08	09/05/08	003260513	59647	33,540	50,140	(16,600)	-49.5%	COPR	HORWITH	CHUX279
08/13/08	09/11/08	003260514	59648	37,880	51,620	(13,740)	-36.3%	COPR	HORWITH	JTLX254
08/13/08	09/05/08	003260515	59649	33,520	48,080	(14,560)	-43.4%	COPR	HORWITH	CHUX279
08/13/08	09/11/08	003260516	59650	67,140	51,180	15,960	23.8%	COPR	HORWITH	JTLX254
08/13/08	09/11/08	003260517	59651	68,080	49,980	18,100	26.6%	COPR	HORWITH	JTLX254
08/13/08	09/05/08	003260518	59652	36,280	50,720	(14,440)	-39.8%	COPR	HORWITH	JTLX30146
08/13/08	09/11/08	003260519	59653	29,120	50,080	(20,960)	-72.0%	COPR	HORWITH	JTLX254
08/13/08	09/05/08	003260520	59654	66,760	52,340	14,420	21.6%	COPR	HORWITH	JTLX30146
08/13/08	09/05/08	003260521	59655	33,000	50,580	(17,580)	-53.3%	COPR	HORWITH	JTLX30146
08/13/08	09/05/08	003260522	59656	67,820	50,940	16,880	24.9%	COPR	HORWITH	JTLX30146
08/13/08	09/05/08	003260523	59657	46,360	50,980	(4,620)	-10.0%	COPR	HORWITH	CHUX116
08/13/08	09/05/08	003260524	59658	67,540	49,100	18,440	27.3%	COPR	HORWITH	CHUX116
08/13/08	09/05/08	003260525	59659	67,420	49,740	17,680	26.2%	COPR	HORWITH	JTLX30114
08/13/08	09/05/08	003260526	59660	27,860	49,560	(21,700)	-77.9%	COPR	HORWITH	JTLX30114
08/13/08	09/05/08	003260527	59661	27,860	50,140	(22,280)	-80.0%	COPR	HORWITH	JTLX30114
08/13/08	09/05/08	003260528	59662	67,180	50,300	16,880	25.1%	COPR	HORWITH	JTLX30114
08/13/08	09/05/08	003260529	59663	68,600	51,560	17,040	24.8%	COPR	HORWITH	CITX300118
08/13/08	09/05/08	003260530	59664	69,880	49,180	20,700	29.6%	COPR	HORWITH	CITX300118
08/13/08	09/05/08	003260531	59665	33,820	51,820	(18,000)	-53.2%	COPR	HORWITH	CITX300118
08/13/08	09/05/08	003260532	59666	33,820	50,940	(17,120)	-50.6%	COPR	HORWITH	CITX300118
08/13/08	09/05/08	003260533	59667	13,480	50,300	(36,820)	-273.1%	COPR	HORWITH	JTLX30105
08/13/08	09/05/08	003260534	59668	77,000	51,280	25,720	33.4%	COPR	HORWITH	JTLX30105
08/13/08	09/05/08	003260535	59669	67,260	51,180	16,080	23.9%	COPR	HORWITH	JTLX30105
08/13/08	09/05/08	003260536	59670	45,820	51,560	(5,740)	-12.5%	COPR	HORWITH	JTLX30105
08/13/08	09/05/08	003260537	59671	15,500	52,560	(37,060)	-239.1%	COPR	HORWITH	CEFX35847
08/13/08	09/05/08	003260538	59672	69,040	52,520	16,520	23.9%	COPR	HORWITH	CEFX35847
08/13/08	09/05/08	003260539	59673	67,920	52,280	15,640	23.0%	COPR	HORWITH	CEFX35847
08/13/08	09/05/08	003260540	59674	53,960	51,120	2,840	5.3%	COPR	HORWITH	CEFX35847
08/13/08	09/05/08	003260541	59675	67,120	50,220	16,900	25.2%	COPR	HORWITH	CHUX273
08/13/08	09/05/08	003260542	59676	66,880	52,380	14,500	21.7%	COPR	HORWITH	CHUX273
08/13/08	09/05/08	003260543	59677	78,400	51,420	26,980	34.4%	COPR	HORWITH	CHUX116
08/13/08	09/05/08	003260544	59678	51,860	50,340	1,520	2.9%	COPR	HORWITH	CHUX273
08/13/08	09/05/08	003260545	59679	10,000	51,520	(41,520)	-415.2%	COPR	HORWITH	CHUX116
08/13/08	09/05/08	003260546	59680	14,520	50,860	(36,340)	-250.3%	COPR	HORWITH	CHUX264
08/13/08	09/05/08	003260547	59681	67,000	50,900	16,100	24.0%	COPR	HORWITH	CHUX264
08/13/08	09/05/08	003260548	59682	68,620	51,260	17,360	25.3%	COPR	HORWITH	CHUX264
08/13/08	09/05/08	003260549	59683	52,420	50,920	1,500	2.9%	COPR	HORWITH	CHUX264
08/13/08	09/05/08	003260550	59684	12,240	52,420	(40,180)	-328.3%	COPR	HORWITH	CITX300016
08/13/08	09/05/08	003260551	59685	66,960	51,040	15,920	23.8%	COPR	HORWITH	CITX300016
08/13/08	09/05/08	003260552	59686	67,460	52,200	15,260	22.6%	COPR	HORWITH	CITX300016
08/13/08	09/05/08	003260553	59687	61,900	52,640	9,260	15.0%	COPR	HORWITH	CITX300016
08/13/08	09/05/08	003260554	59688	76,880	51,100	25,780	33.5%	COPR	HORWITH	DJLX98542
08/13/08	09/05/08	003260555	59689	68,540	50,720	17,820	26.0%	COPR	HORWITH	DJLX98542
08/13/08	09/05/08	003260556	59690	28,360	51,360	(23,000)	-81.1%	COPR	HORWITH	DJLX98542
08/13/08	09/05/08	003260557	59691	28,340	49,540	(21,200)	-74.8%	COPR	HORWITH	DJLX98542
08/13/08	09/09/08	003260558	59692	22,980	49,460	(26,480)	-115.2%	COPR	HORWITH	CHUX118
08/14/08	09/09/08	003260559	59693	68,440	50,220	18,220	26.6%	COPR	HORWITH	JTLX156
08/14/08	09/09/08	003260560	59694	34,520	50,600	(16,080)	-46.6%	COPR	HORWITH	JTLX156
08/14/08	09/09/08	003260561	59695	19,120	50,760	(31,640)	-165.5%	COPR	HORWITH	JTLX156
08/14/08	09/09/08	003260562	59696	77,240	51,360	25,880	33.5%	COPR	HORWITH	JTLX156
08/14/08	09/09/08	003260563	59697	37,020	51,420	(14,400)	-38.9%	COPR	HORWITH	CEFX35789
08/14/08	09/09/08	003260564	59698	66,420	49,880	16,540	24.9%	COPR	HORWITH	CEFX35789
08/14/08	09/09/08	003260565	59699	67,620	49,480	18,140	26.8%	COPR	HORWITH	CEFX35789
08/14/08	09/09/08	003260566	59700	31,880	48,940	(17,060)	-53.5%	COPR	HORWITH	CEFX35789
08/14/08	09/09/08	003260567	59701	28,100	49,300	(21,200)	-75.4%	COPR	HORWITH	JTLX30106
08/14/08	09/09/08	003260568	59702	68,160	49,740	18,420	27.0%	COPR	HORWITH	JTLX30106
08/14/08	09/09/08	003260569	59703	68,680	51,020	17,660	25.7%	COPR	HORWITH	JTLX30106
08/14/08	09/09/08	003260570	59704	30,280	49,400	(19,120)	-63.1%	COPR	HORWITH	JTLX30106
08/14/08	09/09/08	003260571	59705	77,140	51,620	25,520	33.1%	COPR	HORWITH	JTLX30138
08/14/08	09/09/08	003260572	59706	75,680	51,200	24,480	32.3%	COPR	HORWITH	JTLX30138
08/14/08	09/09/08	003260573	59707	23,920	49,580	(25,660)	-107.3%	COPR	HORWITH	JTLX30138
08/14/08	09/09/08	003260574	59708	76,780	49,700	27,080	35.3%	COPR	HORWITH	CEFX35813
08/14/08	09/09/08	003260575	59709	23,900	50,080	(26,180)	-109.5%	COPR	HORWITH	JTLX30138
08/14/08	09/09/08	003260576	59710	68,800	49,180	19,620	28.5%	COPR	HORWITH	CEFX35813
08/14/08	09/09/08	003260577	59711	26,820	51,920	(25,100)	-93.6%	COPR	HORWITH	CEFX35813
08/14/08	09/09/08	003260578	59712	26,820	48,020	(21,200)	-79.0%	COPR	HORWITH	CEFX35813

Honeywell

HONEYWELL SA-7 USE HAZARDOUS WASTE TRACKING (2006)										
Date Shipped	Date of Return Manifest	State Manifest	Man. Doc #	Facilty Manifest Weight (lbs)	Estimated Weight (lbs)	Manifest - Estimate (lbs)	Manifest - Estimate (%)	Material	Transporter	RAILCAR #
08/14/08	09/09/08	003260579	59713	36,520	49,240	(12,720)	-34.8%	COPR	HORWITH	CHUX272
08/14/08	09/09/08	003260580	59714	77,520	49,860	27,660	35.7%	COPR	HORWITH	CHUX272
08/14/08	09/09/08	003260581	59715	37,920	49,340	(11,420)	-30.1%	COPR	HORWITH	CHUX272
08/14/08	09/05/08	003260582	59716	16,040	50,240	(34,200)	-213.2%	COPR	HORWITH	CITX300117
08/14/08	09/09/08	003260583	59717	37,940	50,160	(12,220)	-32.2%	COPR	HORWITH	CHUX272
08/14/08	09/05/08	003260584	59718	77,060	51,460	25,600	33.2%	COPR	HORWITH	CITX300117
08/14/08	09/05/08	003260585	59719	68,500	50,560	17,940	26.2%	COPR	HORWITH	CITX300117
08/14/08	09/05/08	003260586	59720	66,740	50,700	16,040	24.0%	COPR	HORWITH	CHUX119
08/14/08	09/05/08	003260587	59721	37,360	48,540	(11,180)	-29.9%	COPR	HORWITH	CITX300117
08/14/08	09/05/08	003260588	59722	67,460	49,660	17,800	26.4%	COPR	HORWITH	CHUX119
08/14/08	09/05/08	003260589	59723	30,160	51,260	(21,100)	-70.0%	COPR	HORWITH	CHUX119
08/14/08	09/09/08	003260590	59724	77,480	49,820	27,660	35.7%	COPR	HORWITH	CHUX118
08/14/08	09/05/08	003260591	59725	30,180	49,780	(19,600)	-64.9%	COPR	HORWITH	CHUX119
08/14/08	09/09/08	003260592	59726	68,380	49,260	19,120	28.0%	COPR	HORWITH	CHUX118
08/14/08	09/09/08	003260593	59727	32,400	49,360	(16,960)	-52.3%	COPR	HORWITH	CHUX118
08/14/08	09/05/08	003260594	59728	67,560	51,820	15,740	23.3%	COPR	HORWITH	CHUX125
08/14/08	09/05/08	003260595	59729	67,120	49,320	17,800	26.5%	COPR	HORWITH	CHUX125
08/14/08	09/05/08	003260596	59730	33,440	50,160	(16,720)	-50.0%	COPR	HORWITH	CHUX125
08/14/08	09/05/08	003260597	59731	33,440	49,620	(16,180)	-48.4%	COPR	HORWITH	CHUX125
08/14/08	09/05/08	003260598	59732	67,000	51,120	15,880	23.7%	COPR	HORWITH	CHUX320
08/14/08	09/05/08	003260599	59733	68,280	49,640	18,640	27.3%	COPR	HORWITH	CHUX320
08/14/08	09/05/08	003260600	59734	34,460	50,920	(16,460)	-47.8%	COPR	HORWITH	CHUX320
08/14/08	09/05/08	003260601	59735	34,440	50,000	(15,560)	-45.2%	COPR	HORWITH	CHUX320
08/14/08	09/05/08	003260602	59736	46,080	50,520	(4,440)	-9.6%	COPR	HORWITH	CHUX106
08/14/08	09/05/08	003260603	59737	68,620	49,600	19,020	27.7%	COPR	HORWITH	CHUX106
08/14/08	09/05/08	003260604	59738	38,340	50,540	(12,200)	-31.8%	COPR	HORWITH	CHUX106
08/14/08	09/05/08	003260605	59739	38,320	49,560	(11,240)	-29.3%	COPR	HORWITH	CHUX106
08/14/08	09/05/08	003260606	59740	39,880	50,480	(10,600)	-26.6%	COPR	HORWITH	CHUX288
08/14/08	09/05/08	003260607	59741	68,000	50,180	17,820	26.2%	COPR	HORWITH	CHUX288
08/14/08	09/05/08	003260608	59742	67,920	51,800	16,120	23.7%	COPR	HORWITH	CHUX288
08/14/08	09/05/08	003260609	59743	25,940	50,220	(24,280)	-93.6%	COPR	HORWITH	CHUX288
08/14/08	09/05/08	003260610	59744	38,380	52,080	(13,700)	-35.7%	COPR	HORWITH	CITX300119
08/14/08	09/05/08	003260611	59745	66,760	50,380	16,380	24.5%	COPR	HORWITH	CITX300119
08/14/08	09/05/08	003260612	59746	68,740	51,220	17,520	25.5%	COPR	HORWITH	CITX300119
08/14/08	09/05/08	003260613	59747	28,880	51,380	(22,500)	-77.9%	COPR	HORWITH	CITX300119
08/14/08	09/15/08	003260614	59748	8,260	51,560	(43,300)	-524.2%	COPR	HORWITH	DJLX98548
08/14/08	09/15/08	003260615	59749	68,820	51,540	17,280	25.1%	COPR	HORWITH	DJLX98548
08/14/08	09/15/08	003260616	59750	67,480	50,480	17,000	25.2%	COPR	HORWITH	DJLX98548
08/14/08	09/15/08	003260617	59751	58,220	51,980	6,240	10.7%	COPR	HORWITH	DJLX98548
08/14/08	09/05/08	003260618	59752	30,860	50,380	(19,520)	-63.3%	COPR	HORWITH	CHUX239
08/14/08	09/05/08	003260619	59753	67,060	52,280	14,780	22.0%	COPR	HORWITH	CHUX239
08/14/08	09/05/08	003260620	59754	67,900	51,400	16,500	24.3%	COPR	HORWITH	CHUX239
08/14/08	09/05/08	003260621	59755	38,360	50,260	(11,900)	-31.0%	COPR	HORWITH	CHUX239
08/14/08	09/05/08	003260622	59756	31,780	49,320	(17,540)	-55.2%	COPR	HORWITH	JTLX274
08/14/08	09/05/08	003260623	59757	67,220	52,040	15,180	22.6%	COPR	HORWITH	JTLX274
08/14/08	09/05/08	003260624	59758	37,700	52,540	(14,840)	-39.4%	COPR	HORWITH	JTLX274
08/14/08	09/05/08	003260625	59759	67,060	50,740	16,320	24.3%	COPR	HORWITH	JTLX274
08/14/08	09/05/08	003260626	59760	54,320	49,280	5,040	9.3%	COPR	HORWITH	CITX300114
08/14/08	09/05/08	003260627	59761	33,140	51,200	(18,060)	-54.5%	COPR	HORWITH	CITX300114
08/14/08	09/05/08	003260628	59762	76,960	50,360	26,600	34.6%	COPR	HORWITH	CITX300114
08/15/08	09/05/08	003260629	59763	56,120	51,560	4,560	8.1%	COPR	HORWITH	JTLX250
08/15/08	09/05/08	003260630	59764	68,300	51,540	16,760	24.5%	COPR	HORWITH	JTLX250
08/15/08	09/05/08	003260631	59765	16,120	51,580	(35,460)	-220.0%	COPR	HORWITH	JTLX250
08/15/08	09/05/08	003260632	59766	66,260	51,520	14,740	22.2%	COPR	HORWITH	JTLX250
08/15/08	09/05/08	003260633	59767	68,340	50,280	18,060	26.4%	COPR	HORWITH	JTLX30166
08/15/08	09/05/08	003260634	59768	46,920	49,420	(2,500)	-5.3%	COPR	HORWITH	JTLX30166
08/15/08	09/05/08	003260635	59769	67,540	49,400	18,140	26.9%	COPR	HORWITH	JTLX30166
08/15/08	09/05/08	003260636	59770	12,320	49,120	(36,800)	-298.7%	COPR	HORWITH	JTLX30166
08/15/08	09/05/08	003260637	59771	23,780	49,020	(25,240)	-106.1%	COPR	HORWITH	NDYX320335
08/15/08	09/05/08	003260638	59772	75,820	50,220	25,600	33.8%	COPR	HORWITH	NDYX320335
08/15/08	09/05/08	003260639	59773	76,540	50,920	25,620	33.5%	COPR	HORWITH	NDYX320335
08/15/08	09/05/08	003260640	59774	21,080	50,400	(29,320)	-139.1%	COPR	HORWITH	NDYX320335
08/15/08	09/05/08	003260641	59775	77,220	52,240	24,980	32.3%	COPR	HORWITH	NRLX527823
08/15/08	09/05/08	003260642	59776	67,200	51,260	15,940	23.7%	COPR	HORWITH	NRLX527823
08/15/08	09/05/08	003260643	59777	29,460	52,060	(22,600)	-76.7%	COPR	HORWITH	NRLX527823
08/15/08	09/05/08	003260644	59778	29,460	50,280	(20,820)	-70.7%	COPR	HORWITH	NRLX527823
08/15/08	09/05/08	003260645	59779	18,600	50,500	(31,900)	-171.5%	COPR	HORWITH	CITX300111
08/15/08	09/05/08	003260646	59780	77,240	49,880	27,360	35.4%	COPR	HORWITH	CITX300111
08/15/08	09/05/08	003260647	59781	77,140	50,680	26,460	34.3%	COPR	HORWITH	CITX300111
08/15/08	09/09/08	003260648	59782	68,400	49,540	18,860	27.6%	COPR	HORWITH	CITX300124
08/15/08	09/05/08	003260649	59783	31,120	50,060	(18,940)	-60.9%	COPR	HORWITH	CITX300111
08/15/08	09/09/08	003260650	59784	76,900	49,340	27,560	35.8%	COPR	HORWITH	CITX300124
08/15/08	09/09/08	003260651	59785	28,660	50,320	(21,660)	-75.6%	COPR	HORWITH	CITX300124
08/15/08	09/09/08	003260652	59786	28,680	51,300	(22,620)	-78.9%	COPR	HORWITH	CITX300124

Honeywell

HONEYWELL SA-7 USE HAZARDOUS WASTE TRACKING (2006)										
Date Shipped	Date of Return Manifest	State Manifest	Man. Doc #	Facilty Manifest Weight (lbs)	Estimated Weight (lbs)	Manifest - Estimate (lbs)	Manifest - Estimate (%)	Material	Transporter	RAILCAR #
08/15/08	09/05/08	003260653	59787	36,520	49,920	(13,400)	-36.7%	COPR	HORWITH	CITX300100
08/15/08	09/05/08	003260654	59788	76,520	50,360	26,160	34.2%	COPR	HORWITH	CITX300100
08/15/08	09/05/08	003260655	59789	38,560	49,620	(11,060)	-28.7%	COPR	HORWITH	CITX300100
08/15/08	09/05/08	003260656	59790	38,540	52,020	(13,480)	-35.0%	COPR	HORWITH	CITX300100
08/15/08	09/09/08	003260657	59791	17,080	50,340	(33,260)	-194.7%	COPR	HORWITH	CITX300116
08/15/08	09/09/08	003260658	59792	69,200	49,980	19,220	27.8%	COPR	HORWITH	CITX300116
08/15/08	09/09/08	003260659	59793	45,800	50,680	(4,880)	-10.7%	COPR	HORWITH	CITX300116
08/15/08	09/09/08	003260660	59794	67,740	50,380	17,360	25.6%	COPR	HORWITH	CITX300116
08/15/08	09/09/08	003260661	59795	21,560	48,960	(27,400)	-127.1%	COPR	HORWITH	JTLX50
08/15/08	09/09/08	003260662	59796	67,320	49,000	18,320	27.2%	COPR	HORWITH	JTLX50
08/15/08	09/09/08	003260663	59797	67,480	48,980	18,500	27.4%	COPR	HORWITH	JTLX50
08/15/08	09/09/08	003260664	59798	68,180	48,700	19,480	28.6%	COPR	HORWITH	JTLX30151
08/15/08	09/09/08	003260665	59799	77,180	49,880	27,300	35.4%	COPR	HORWITH	JTLX30151
08/15/08	09/09/08	003260666	59800	25,600	49,960	(24,360)	-95.2%	COPR	HORWITH	JTLX30151
08/15/08	09/09/08	003260667	59801	25,620	50,540	(24,920)	-97.3%	COPR	HORWITH	JTLX30151
08/15/08	09/09/08	003260668	59802	53,300	49,680	3,620	6.8%	COPR	HORWITH	CEFX35843
08/15/08	09/09/08	003260669	59803	66,600	48,400	18,200	27.3%	COPR	HORWITH	CEFX35843
08/15/08	09/09/08	003260670	59804	67,800	50,440	17,360	25.6%	COPR	HORWITH	CEFX35843
08/15/08	09/09/08	003260671	59805	8,420	49,160	(40,740)	-483.8%	COPR	HORWITH	CEFX35843
08/15/08	09/09/08	003260672	59806	47,640	49,220	(1,580)	-3.3%	COPR	HORWITH	CHUX255
08/15/08	09/09/08	003260673	59807	67,580	49,900	17,680	26.2%	COPR	HORWITH	CHUX255
08/15/08	09/09/08	003260674	59808	67,120	50,460	16,660	24.8%	COPR	HORWITH	CHUX255
08/15/08	09/09/08	003260675	59809	13,320	48,360	(35,040)	-263.1%	COPR	HORWITH	CHUX255
08/15/08	09/09/08	003260676	59810	34,680	51,140	(16,460)	-47.5%	COPR	HORWITH	CHUX182
08/15/08	09/09/08	003260677	59811	76,720	50,840	25,880	33.7%	COPR	HORWITH	CHUX182
08/15/08	09/09/08	003260680	59812	68,200	50,820	17,380	25.5%	COPR	HORWITH	CHUX182
08/15/08	09/09/08	003260681	59813	21,400	50,280	(28,880)	-135.0%	COPR	HORWITH	CHUX182
08/15/08	09/09/08	003260682	59814	26,600	49,300	(22,700)	-85.3%	COPR	HORWITH	CHUX103
08/15/08	09/09/08	003260683	59815	67,800	49,740	18,060	26.6%	COPR	HORWITH	CHUX103
08/15/08	09/09/08	003260684	59816	77,180	49,660	27,520	35.7%	COPR	HORWITH	CHUX103
08/15/08	09/09/08	003260685	59817	25,980	51,020	(25,040)	-96.4%	COPR	HORWITH	CHUX103
08/15/08	09/09/08	003260686	59818	39,920	51,220	(11,300)	-28.3%	COPR	HORWITH	JTLX50
08/15/08	09/09/08	003260687	59819	77,800	49,480	28,320	36.4%	COPR	HORWITH	CHUX198
08/15/08	09/09/08	003260688	59820	68,900	51,020	17,880	26.0%	COPR	HORWITH	CHUX198
08/15/08	09/09/08	003260689	59821	26,920	50,900	(23,980)	-89.1%	COPR	HORWITH	CHUX198
08/15/08	09/09/08	003260690	59822	26,900	49,200	(22,300)	-82.9%	COPR	HORWITH	CHUX198
08/15/08	09/09/08	003260691	59823	15,180	50,200	(35,020)	-230.7%	COPR	HORWITH	JTLX152
08/15/08	09/09/08	003260692	59824	37,900	49,400	(11,500)	-30.3%	COPR	HORWITH	JTLX152
08/15/08	09/09/08	003260693	59825	66,340	52,040	14,300	21.6%	COPR	HORWITH	JTLX152
08/15/08	09/09/08	003260694	59826	86,620	51,900	34,720	40.1%	COPR	HORWITH	JTLX152
08/15/08	09/05/08	003260695	59827	15,640	51,380	(35,740)	-228.5%	COPR	HORWITH	NDYX320471
08/15/08	09/05/08	003260696	59828	37,460	52,740	(15,280)	-40.8%	COPR	HORWITH	NDYX320471
08/15/08	09/05/08	003260697	59829	75,680	51,280	24,400	32.2%	COPR	HORWITH	NDYX320471
08/15/08	09/05/08	003260698	59830	76,820	50,560	26,260	34.2%	COPR	HORWITH	NDYX320471
08/15/08	09/15/08	003260699	59831	18,500	50,100	(31,600)	-170.8%	COPR	HORWITH	JTLX30155
08/15/08	09/05/08	003260700	59832	33,140	48,940	(15,800)	-47.7%	COPR	HORWITH	CITX300114
08/18/08	09/11/08	003260701	59833	17,640	49,340	(31,700)	-179.7%	COPR	HORWITH	CHUX230
08/18/08	09/11/08	003260702	59834	67,500	49,780	17,720	26.3%	COPR	HORWITH	CHUX230
08/18/08	09/11/08	003260703	59835	67,100	49,340	17,760	26.5%	COPR	HORWITH	CHUX230
08/18/08	09/11/08	003260704	59836	43,120	49,220	(6,100)	-14.1%	COPR	HORWITH	CHUX230
08/18/08	09/11/08	003260705	59837	54,620	50,920	3,700	6.8%	COPR	HORWITH	CHUX249
08/18/08	09/11/08	003260706	59838	66,720	49,260	17,460	26.2%	COPR	HORWITH	CHUX249
08/18/08	09/11/08	003260707	59839	70,640	50,100	20,540	29.1%	COPR	HORWITH	CHUX249
08/18/08	09/11/08	003260708	59840	6,100	49,380	(43,280)	-709.5%	COPR	HORWITH	CHUX249
08/18/08	09/11/08	003260709	59841	49,420	50,680	(1,260)	-2.5%	COPR	HORWITH	DJLX98509
08/18/08	09/11/08	003260710	59842	67,820	49,100	18,720	27.6%	COPR	HORWITH	DJLX98509
08/18/08	09/11/08	003260711	59843	67,860	49,960	17,900	26.4%	COPR	HORWITH	DJLX98509
08/18/08	09/11/08	003260712	59844	13,660	51,500	(37,840)	-277.0%	COPR	HORWITH	DJLX98509
08/18/08	09/15/08	003260713	59845	54,480	50,800	3,680	6.8%	COPR	HORWITH	CHUX165
08/18/08	09/15/08	003260714	59846	67,240	50,460	16,780	25.0%	COPR	HORWITH	CHUX165
08/18/08	09/15/08	003260715	59847	34,000	49,220	(15,220)	-44.8%	COPR	HORWITH	CHUX165
08/18/08	09/15/08	003260716	59848	34,000	50,480	(16,480)	-48.5%	COPR	HORWITH	CHUX165
08/18/08	09/11/08	003260717	59849	26,400	50,520	(24,120)	-91.4%	COPR	HORWITH	JTLX188
08/18/08	09/11/08	003260718	59850	76,900	51,120	25,780	33.5%	COPR	HORWITH	JTLX188
08/18/08	09/11/08	003260719	59851	68,500	50,820	17,680	25.8%	COPR	HORWITH	JTLX188
08/18/08	09/15/08	003260720	59852	46,240	50,420	(4,180)	-9.0%	COPR	HORWITH	CITX300165
08/18/08	09/11/08	003260721	59853	27,800	49,660	(21,860)	-78.6%	COPR	HORWITH	JTLX188
08/18/08	09/15/08	003260722	59854	76,780	52,060	24,720	32.2%	COPR	HORWITH	CITX300165
08/18/08	09/15/08	003260723	59855	37,980	50,380	(12,400)	-32.6%	COPR	HORWITH	CITX300165
08/18/08	09/15/08	003260724	59856	37,980	52,060	(14,080)	-37.1%	COPR	HORWITH	CITX300165
08/18/08	09/15/08	003260725	59857	36,180	50,100	(13,920)	-38.5%	COPR	HORWITH	CHUX131
08/18/08	09/15/08	003260726	59858	67,420	50,440	16,980	25.2%	COPR	HORWITH	CHUX131
08/18/08	09/15/08	003260727	59859	77,900	49,760	28,140	36.1%	COPR	HORWITH	CHUX131
08/18/08	09/15/08	003260728	59860	14,480	52,300	(37,820)	-261.2%	COPR	HORWITH	CHUX131

Honeywell

HONEYWELL SA-7 USE HAZARDOUS WASTE TRACKING (2006)										
Date Shipped	Date of Return Manifest	State Manifest	Man. Doc #	Facilty Manifest Weight (lbs)	Estimated Weight (lbs)	Manifest - Estimate (lbs)	Manifest - Estimate (%)	Material	Transporter	RAILCAR #
08/18/08	09/15/08	003260729	59861	16,120	49,340	(33,220)	-206.1%	COPR	HORWITH	NDYX320329
08/18/08	09/15/08	003260730	59862	76,700	51,580	25,120	32.8%	COPR	HORWITH	NDYX320329
08/18/08	09/15/08	003260731	59863	76,820	51,420	25,400	33.1%	COPR	HORWITH	NDYX320329
08/18/08	09/15/08	003260732	59864	32,080	48,980	(16,900)	-52.7%	COPR	HORWITH	NDYX320329
08/18/08	09/26/08	003260733	59865	66,840	50,200	16,640	24.9%	COPR	HORWITH	CITX300021
08/18/08	09/26/08	003260734	59866	67,780	50,320	17,460	25.8%	COPR	HORWITH	CITX300021
08/18/08	09/26/08	003260735	59867	28,360	49,540	(21,180)	-74.7%	COPR	HORWITH	CITX300021
08/18/08	09/26/08	003260736	59868	28,360	51,500	(23,140)	-81.6%	COPR	HORWITH	CITX300021
08/18/08	09/15/08	003260737	59869	13,200	50,540	(37,340)	-282.9%	COPR	HORWITH	NDYX320459
08/18/08	09/15/08	003260738	59870	67,820	49,220	18,600	27.4%	COPR	HORWITH	NDYX320459
08/18/08	09/15/08	003260739	59871	50,020	50,660	(640)	-1.3%	COPR	HORWITH	NDYX320459
08/18/08	09/15/08	003260740	59872	67,500	50,480	17,020	25.2%	COPR	HORWITH	NDYX320459
08/18/08	09/15/08	003260741	59873	46,260	51,080	(4,820)	-10.4%	COPR	HORWITH	CHUX124
08/18/08	09/15/08	003260742	59874	67,880	48,880	19,000	28.0%	COPR	HORWITH	CHUX124
08/18/08	09/15/08	003260743	59875	38,620	50,100	(11,480)	-29.7%	COPR	HORWITH	CHUX124
08/18/08	09/15/08	003260744	59876	38,640	51,000	(12,360)	-32.0%	COPR	HORWITH	CHUX124
08/18/08	09/15/08	003260745	59877	67,260	50,260	17,000	25.3%	COPR	HORWITH	JTLX30155
08/18/08	09/15/08	003260746	59878	78,300	50,900	27,400	35.0%	COPR	HORWITH	JTLX30155
08/18/08	09/15/08	003260747	59879	35,540	51,880	(16,340)	-46.0%	COPR	HORWITH	JTLX30155
08/18/08	09/15/08	003260748	59880	68,980	50,880	18,100	26.2%	COPR	HORWITH	JTLX4051
08/18/08	09/15/08	003260749	59881	68,440	50,700	17,740	25.9%	COPR	HORWITH	JTLX4051
08/18/08	09/15/08	003260750	59882	27,500	50,400	(22,900)	-83.3%	COPR	HORWITH	JTLX4051
08/18/08	09/15/08	003260751	59883	27,520	49,480	(21,960)	-79.8%	COPR	HORWITH	JTLX4051
08/18/08	09/15/08	003260752	59884	56,300	50,940	5,360	9.5%	COPR	HORWITH	CHUX225
08/18/08	09/15/08	003260753	59885	77,320	50,400	26,920	34.8%	COPR	HORWITH	CHUX225
08/18/08	09/15/08	003260754	59886	34,620	50,820	(16,200)	-46.8%	COPR	HORWITH	CHUX225
08/18/08	09/15/08	003260755	59887	34,640	49,780	(15,140)	-43.7%	COPR	HORWITH	CHUX225
08/18/08	09/15/08	003260756	59888	54,440	50,520	3,920	7.2%	COPR	HORWITH	JTLX30113
08/18/08	09/15/08	003260757	59889	68,960	49,940	19,020	27.6%	COPR	HORWITH	JTLX30113
08/18/08	09/15/08	003260758	59890	68,140	51,700	16,440	24.1%	COPR	HORWITH	JTLX30113
08/18/08	09/15/08	003260759	59891	9,940	51,780	(41,840)	-420.9%	COPR	HORWITH	JTLX30113
08/18/08	09/15/08	003260760	59892	41,700	50,540	(8,840)	-21.2%	COPR	HORWITH	JTLX239
08/18/08	09/15/08	003260761	59893	68,640	50,240	18,400	26.8%	COPR	HORWITH	JTLX239
08/18/08	09/15/08	003260762	59894	69,200	51,560	17,640	25.5%	COPR	HORWITH	JTLX239
08/18/08	09/26/08	003260763	59895	10,020	49,720	(39,700)	-396.2%	COPR	HORWITH	CEFX35841
08/18/08	09/15/08	003260764	59896	19,840	50,220	(30,380)	-153.1%	COPR	HORWITH	JTLX239
08/18/08	09/26/08	003260765	59897	67,240	50,640	16,600	24.7%	COPR	HORWITH	CEFX35841
08/18/08	09/26/08	003260766	59898	66,080	51,540	14,540	22.0%	COPR	HORWITH	CEFX35841
08/18/08	09/26/08	003260767	59899	55,240	50,380	4,860	8.8%	COPR	HORWITH	CEFX35841
08/18/08	09/09/08	003260768	59900	76,600	51,820	24,780	32.3%	COPR	HORWITH	CEFX35835
08/19/08	09/09/08	003260769	59901	66,460	49,580	16,880	25.4%	COPR	HORWITH	CEFX35807
08/19/08	09/09/08	003260770	59902	69,200	50,440	18,760	27.1%	COPR	HORWITH	CEFX35807
08/19/08	09/09/08	003260771	59903	32,060	50,660	(18,600)	-58.0%	COPR	HORWITH	CEFX35807
08/19/08	09/09/08	003260772	59904	32,060	50,860	(18,800)	-58.6%	COPR	HORWITH	CEFX35807
08/19/08	09/09/08	003260773	59905	45,420	51,180	(5,760)	-12.7%	COPR	HORWITH	CHUX315
08/19/08	09/09/08	003260774	59906	69,020	49,180	19,840	28.7%	COPR	HORWITH	CHUX315
08/19/08	09/09/08	003260775	59907	77,360	50,940	26,420	34.2%	COPR	HORWITH	CHUX315
08/19/08	09/09/08	003260776	59908	9,940	51,120	(41,180)	-414.3%	COPR	HORWITH	CHUX315
08/19/08	09/09/08	003260777	59909	9,380	49,800	(40,420)	-430.9%	COPR	HORWITH	JTLX252
08/19/08	09/09/08	003260778	59910	66,460	50,280	16,180	24.3%	COPR	HORWITH	JTLX252
08/19/08	09/09/08	003260779	59911	56,920	52,400	4,520	7.9%	COPR	HORWITH	JTLX252
08/19/08	09/09/08	003260780	59912	67,740	50,480	17,260	25.5%	COPR	HORWITH	JTLX252
08/19/08	09/09/08	003260781	59913	9,620	51,700	(42,080)	-437.4%	COPR	HORWITH	JTLX30121
08/19/08	09/09/08	003260782	59914	67,160	50,720	16,440	24.5%	COPR	HORWITH	JTLX30121
08/19/08	09/09/08	003260783	59915	67,660	50,520	17,140	25.3%	COPR	HORWITH	JTLX30121
08/19/08	09/09/08	003260784	59916	57,680	51,620	6,060	10.5%	COPR	HORWITH	JTLX30121
08/19/08	09/09/08	003260785	59917	68,520	50,640	17,880	26.1%	COPR	HORWITH	CEFX35835
08/19/08	09/09/08	003260786	59918	29,540	49,800	(20,260)	-68.6%	COPR	HORWITH	CEFX35835
08/19/08	09/09/08	003260787	59919	29,540	52,140	(22,600)	-76.5%	COPR	HORWITH	CEFX35835
08/19/08	09/09/08	003260788	59920	57,620	50,480	7,140	12.4%	COPR	HORWITH	CHUX299
08/19/08	09/09/08	003260789	59921	67,820	52,060	15,760	23.2%	COPR	HORWITH	CHUX299
08/19/08	09/09/08	003260790	59922	38,200	50,620	(12,420)	-32.5%	COPR	HORWITH	CHUX299
08/19/08	09/09/08	003260791	59923	44,780	49,960	(5,180)	-11.6%	COPR	HORWITH	CHUX101
08/19/08	09/09/08	003260792	59924	15,780	49,600	(33,820)	-214.3%	COPR	HORWITH	CEFX35828
08/19/08	09/09/08	003260793	59925	38,220	52,340	(14,120)	-36.9%	COPR	HORWITH	CHUX299
08/19/08	09/09/08	003260794	59926	77,220	50,800	26,420	34.2%	COPR	HORWITH	CEFX35828
08/19/08	09/09/08	003260795	59927	76,060	50,140	25,920	34.1%	COPR	HORWITH	CEFX35828
08/19/08	09/09/08	003260796	59928	31,580	52,020	(20,440)	-64.7%	COPR	HORWITH	CEFX35828
08/19/08	09/09/08	003260797	59929	66,240	50,900	15,340	23.2%	COPR	HORWITH	CEFX35829
08/19/08	09/09/08	003260798	59930	76,420	49,760	26,660	34.9%	COPR	HORWITH	CEFX35829
08/19/08	09/09/08	003260799	59931	26,420	50,200	(23,780)	-90.0%	COPR	HORWITH	CEFX35829
08/19/08	09/09/08	003260800	59932	26,400	50,720	(24,320)	-92.1%	COPR	HORWITH	CEFX35829
08/19/08	09/09/08	003260801	59933	76,360	50,380	25,980	34.0%	COPR	HORWITH	CHUX161
08/19/08	09/09/08	003260802	59934	76,260	51,100	25,160	33.0%	COPR	HORWITH	CHUX161

Honeywell

HONEYWELL SA-7 USE HAZARDOUS WASTE TRACKING (2006)										
Date Shipped	Date of Return Manifest	State Manifest	Man. Doc #	Facilty Manifest Weight (lbs)	Estimated Weight (lbs)	Manifest - Estimate (lbs)	Manifest - Estimate (%)	Material	Transporter	RAILCAR #
08/19/08	09/09/08	003260803	59935	68,800	51,160	17,640	25.6%	COPR	HORWITH	CHUX101
08/19/08	09/09/08	003260804	59936	69,220	51,260	17,960	25.9%	COPR	HORWITH	CHUX101
08/19/08	09/09/08	003260805	59937	17,540	51,340	(33,800)	-192.7%	COPR	HORWITH	CHUX101
08/19/08	09/09/08	003260806	59938	23,520	49,860	(26,340)	-112.0%	COPR	HORWITH	CHUX135
08/19/08	09/09/08	003260807	59939	68,340	52,320	16,020	23.4%	COPR	HORWITH	CHUX135
08/19/08	09/09/08	003260808	59940	77,480	50,520	26,960	34.8%	COPR	HORWITH	CHUX135
08/19/08	09/09/08	003260809	59941	32,440	51,660	(19,220)	-59.2%	COPR	HORWITH	CHUX135
08/19/08	09/09/08	003260810	59942	25,080	51,020	(25,940)	-103.4%	COPR	HORWITH	CHUX159
08/19/08	09/09/08	003260811	59943	67,040	51,760	15,280	22.8%	COPR	HORWITH	CHUX159
08/19/08	09/09/08	003260812	59944	67,300	51,680	15,620	23.2%	COPR	HORWITH	CHUX159
08/19/08	09/09/08	003260813	59945	43,680	52,300	(8,620)	-19.7%	COPR	HORWITH	CHUX159
08/19/08	09/09/08	003260814	59946	19,240	51,560	(32,320)	-168.0%	COPR	HORWITH	CHUX163
08/19/08	09/09/08	003260815	59947	68,520	49,620	18,900	27.6%	COPR	HORWITH	CHUX163
08/19/08	09/09/08	003260816	59948	68,800	51,140	17,660	25.7%	COPR	HORWITH	CHUX163
08/19/08	09/09/08	003260817	59949	42,720	49,400	(6,680)	-15.6%	COPR	HORWITH	CHUX163
08/19/08	09/09/08	003260818	59950	35,520	51,260	(15,740)	-44.3%	COPR	HORWITH	CHUX302
08/19/08	09/09/08	003260819	59951	67,400	51,900	15,500	23.0%	COPR	HORWITH	CHUX302
08/19/08	09/09/08	003260820	59952	66,220	49,660	16,560	25.0%	COPR	HORWITH	CHUX302
08/19/08	09/09/08	003260821	59953	29,780	51,080	(21,300)	-71.5%	COPR	HORWITH	CHUX302
08/19/08	09/09/08	003260822	59954	29,120	51,760	(22,640)	-77.7%	COPR	HORWITH	CEFX35247
08/19/08	09/09/08	003260823	59955	68,480	51,220	17,260	25.2%	COPR	HORWITH	CEFX35247
08/19/08	09/09/08	003260824	59956	68,700	50,780	17,920	26.1%	COPR	HORWITH	CEFX35247
08/19/08	09/09/08	003260825	59957	23,760	49,920	(26,160)	-110.1%	COPR	HORWITH	CHUX161
08/19/08	09/09/08	003260826	59958	31,500	49,380	(17,880)	-56.8%	COPR	HORWITH	CEFX35247
08/19/08	09/09/08	003260827	59959	23,780	52,400	(28,620)	-120.4%	COPR	HORWITH	CHUX161
08/19/08	09/11/08	003260828	59960	13,140	50,780	(37,640)	-286.5%	COPR	HORWITH	CHUX179
08/19/08	09/11/08	003260829	59961	76,540	50,900	25,640	33.5%	COPR	HORWITH	CHUX179
08/19/08	09/11/08	003260830	59962	67,580	51,040	16,540	24.5%	COPR	HORWITH	CHUX179
08/19/08	09/11/08	003260831	59963	24,260	52,580	(28,320)	-116.7%	COPR	HORWITH	CHUX153
08/19/08	09/11/08	003260832	59964	67,100	52,380	14,720	21.9%	COPR	HORWITH	CHUX153
08/19/08	09/11/08	003260833	59965	43,520	50,400	(6,880)	-15.8%	COPR	HORWITH	CHUX179
08/19/08	09/11/08	003260834	59966	69,580	50,220	19,360	27.8%	COPR	HORWITH	CHUX153
08/19/08	09/15/08	003260835	59967	31,000	48,140	(17,140)	-55.3%	COPR	HORWITH	CHUX181
08/19/08	09/11/08	003260836	59968	41,280	49,640	(8,360)	-20.3%	COPR	HORWITH	CHUX153
08/20/08	09/18/08	003260837	59969	11,440	50,580	(39,140)	-342.1%	COPR	HORWITH	JTLX279
08/20/08	09/18/08	003260838	59970	66,500	50,040	16,460	24.8%	COPR	HORWITH	JTLX279
08/20/08	09/18/08	003260839	59971	77,460	50,460	27,000	34.9%	COPR	HORWITH	JTLX279
08/20/08	09/18/08	003260840	59972	45,080	50,560	(5,480)	-12.2%	COPR	HORWITH	JTLX279
08/20/08	09/15/08	003260841	59973	16,100	50,020	(33,920)	-210.7%	COPR	HORWITH	CEFX35838
08/20/08	09/15/08	003260842	59974	77,280	50,120	27,160	35.1%	COPR	HORWITH	CEFX35838
08/20/08	09/15/08	003260843	59975	68,620	50,440	18,180	26.5%	COPR	HORWITH	CEFX35838
08/20/08	09/15/08	003260844	59976	35,340	50,040	(14,700)	-41.6%	COPR	HORWITH	CEFX35838
08/20/08	09/15/08	003260845	59977	8,220	50,020	(41,800)	-508.5%	COPR	HORWITH	CHUX137
08/20/08	09/15/08	003260846	59978	69,080	50,420	18,660	27.0%	COPR	HORWITH	CHUX137
08/20/08	09/15/08	003260847	59979	67,480	51,920	15,560	23.1%	COPR	HORWITH	CHUX137
08/20/08	09/15/08	003260848	59980	55,860	51,640	4,220	7.6%	COPR	HORWITH	CHUX137
08/20/08	09/15/08	003260849	59981	66,840	51,180	15,660	23.4%	COPR	HORWITH	CHUX181
08/20/08	09/15/08	003260850	59982	67,880	50,080	17,800	26.2%	COPR	HORWITH	CHUX181
08/20/08	09/15/08	003260851	59983	30,820	50,260	(19,440)	-63.1%	COPR	HORWITH	CHUX181
08/20/08	09/15/08	003260852	59984	76,880	51,900	24,980	32.5%	COPR	HORWITH	JTLX30108
08/20/08	09/15/08	003260853	59985	68,500	50,360	18,140	26.5%	COPR	HORWITH	JTLX30108
08/20/08	09/15/08	003260854	59986	28,160	51,360	(23,200)	-82.4%	COPR	HORWITH	JTLX30108
08/20/08	09/15/08	003260855	59987	28,140	50,680	(22,540)	-80.1%	COPR	HORWITH	JTLX30108
08/20/08	09/15/08	003260856	59988	28,100	50,940	(22,840)	-81.3%	COPR	HORWITH	CHUX175
08/20/08	09/15/08	003260857	59989	69,820	51,600	18,220	26.1%	COPR	HORWITH	CHUX175
08/20/08	09/15/08	003260858	59990	67,180	50,220	16,960	25.2%	COPR	HORWITH	CHUX175
08/20/08	09/15/08	003260859	59991	36,380	52,000	(15,620)	-42.9%	COPR	HORWITH	CHUX175
08/20/08	09/15/08	003260860	59992	56,300	51,880	4,420	7.9%	COPR	HORWITH	JTLX30161
08/20/08	09/15/08	003260861	59993	68,240	51,940	16,300	23.9%	COPR	HORWITH	JTLX30161
08/20/08	09/15/08	003260862	59994	38,240	50,120	(11,880)	-31.1%	COPR	HORWITH	JTLX30161
08/20/08	09/15/08	003260863	59995	38,240	50,880	(12,640)	-33.1%	COPR	HORWITH	JTLX30161
08/20/08	09/15/08	003260864	59996	49,140	50,160	(1,020)	-2.1%	COPR	HORWITH	CHUX196
08/20/08	09/15/08	003260865	59997	11,540	50,260	(38,720)	-335.5%	COPR	HORWITH	CHUX196
08/20/08	09/15/08	003260866	59998	67,820	50,580	17,240	25.4%	COPR	HORWITH	CHUX196
08/20/08	09/15/08	003260867	59999	68,000	49,300	18,700	27.5%	COPR	HORWITH	CHUX196
08/20/08	09/15/08	003260868	60000	47,580	50,080	(2,500)	-5.3%	COPR	HORWITH	CITX300154
08/20/08	09/15/08	003260869	60001	67,260	50,860	16,400	24.4%	COPR	HORWITH	CITX300154
08/20/08	09/15/08	003260871	60002	31,320	51,300	(19,980)	-63.8%	COPR	HORWITH	CHUX319
08/20/08	09/15/08	003260872	60003	67,880	50,460	17,420	25.7%	COPR	HORWITH	CHUX319
08/20/08	09/15/08	003260873	60004	66,960	51,280	15,680	23.4%	COPR	HORWITH	CHUX319
08/20/08	09/15/08	003260874	60005	37,540	51,080	(13,540)	-36.1%	COPR	HORWITH	CHUX319
08/20/08	09/15/08	003260875	60006	77,620	50,540	27,080	34.9%	COPR	HORWITH	CITX300027
08/20/08	09/15/08	003260876	60007	69,160	50,480	18,680	27.0%	COPR	HORWITH	CITX300027
08/20/08	09/15/08	003260877	60008	34,160	50,200	(16,040)	-47.0%	COPR	HORWITH	CITX300027

Honeywell

HONEYWELL SA-7 USE HAZARDOUS WASTE TRACKING (2006)										
Date Shipped	Date of Return Manifest	State Manifest	Man. Doc #	Facilty Manifest Weight (lbs)	Estimated Weight (lbs)	Manifest - Estimate (lbs)	Manifest - Estimate (%)	Material	Transporter	RAILCAR #
08/20/08	09/15/08	003260878	60009	34,180	50,200	(16,020)	-46.9%	COPR	HORWITH	CITX300027
08/20/08	09/26/08	003260879	60010	12,960	50,760	(37,800)	-291.7%	COPR	HORWITH	JTLX30159
08/20/08	09/26/08	003260880	60011	76,680	50,540	26,140	34.1%	COPR	HORWITH	JTLX30159
08/20/08	09/26/08	003260881	60012	76,900	52,520	24,380	31.7%	COPR	HORWITH	JTLX30159
08/20/08	09/26/08	003260882	60013	40,460	52,420	(11,960)	-29.6%	COPR	HORWITH	JTLX30159
08/20/08	09/15/08	003260883	60014	36,180	51,040	(14,860)	-41.1%	COPR	HORWITH	CEFX35802
08/20/08	09/15/08	003260884	60015	67,900	50,860	17,040	25.1%	COPR	HORWITH	CEFX35802
08/20/08	09/15/08	003260885	60016	76,880	50,080	26,800	34.9%	COPR	HORWITH	CEFX35802
08/20/08	09/15/08	003260886	60017	20,220	50,120	(29,900)	-147.9%	COPR	HORWITH	CEFX35802
08/20/08	09/15/08	003260887	60018	67,000	50,040	16,960	25.3%	COPR	HORWITH	CITX300154
08/20/08	09/15/08	003260888	60019	18,200	50,940	(32,740)	-179.9%	COPR	HORWITH	CITX300154
08/20/08	09/15/08	003260889	60020	48,080	51,600	(3,520)	-7.3%	COPR	HORWITH	CHUX185
08/20/08	09/15/08	003260890	60021	69,320	52,060	17,260	24.9%	COPR	HORWITH	CHUX185
08/20/08	09/15/08	003260891	60022	68,320	52,200	16,120	23.6%	COPR	HORWITH	CHUX185
08/20/08	09/15/08	003260892	60023	20,380	51,280	(30,900)	-151.6%	COPR	HORWITH	CHUX185
08/20/08	09/15/08	003260893	60024	76,840	50,680	26,160	34.0%	COPR	HORWITH	CEFX35833
08/20/08	09/15/08	003260894	60025	68,480	50,000	18,480	27.0%	COPR	HORWITH	CEFX35833
08/20/08	09/15/08	003260895	60026	34,300	50,820	(16,520)	-48.2%	COPR	HORWITH	CEFX35833
08/20/08	09/15/08	003260896	60027	34,300	50,680	(16,380)	-47.8%	COPR	HORWITH	CEFX35833
08/20/08	09/15/08	003260897	60028	67,260	50,200	17,060	25.4%	COPR	HORWITH	NDYX320467
08/20/08	09/15/08	003260898	60029	67,500	50,720	16,780	24.9%	COPR	HORWITH	NDYX320467
08/20/08	09/15/08	003260899	60030	30,320	51,820	(21,500)	-70.9%	COPR	HORWITH	NDYX320467
08/20/08	09/15/08	003260900	60031	39,080	52,480	(13,400)	-34.3%	COPR	HORWITH	CITX300109
08/20/08	09/15/08	003260901	60032	30,300	51,000	(20,700)	-68.3%	COPR	HORWITH	NDYX320467
08/20/08	09/15/08	003260902	60033	76,700	50,180	26,520	34.6%	COPR	HORWITH	CITX300109
08/20/08	09/15/08	003260903	60034	68,380	52,180	16,200	23.7%	COPR	HORWITH	CITX300109
08/20/08	09/15/08	003260904	60035	20,060	51,380	(31,320)	-156.1%	COPR	HORWITH	CITX300109
08/20/08	09/11/08	003260905	60036	46,020	50,580	(4,560)	-9.9%	COPR	HORWITH	CHUX2323
08/21/08	10/10/08	003260909	60037	77,540	49,720	27,820	35.9%	COPR	HORWITH	JTLX30119
08/21/08	10/10/08	003260910	60038	68,340	49,740	18,600	27.2%	COPR	HORWITH	JTLX30119
08/21/08	10/10/08	003260911	60039	23,920	50,340	(26,420)	-110.5%	COPR	HORWITH	JTLX30119
08/21/08	10/10/08	003260912	60040	23,920	49,920	(26,000)	-108.7%	COPR	HORWITH	JTLX30119
08/21/08	09/15/08	003260913	60041	19,760	50,600	(30,840)	-156.1%	COPR	HORWITH	JTLX261
08/21/08	09/15/08	003260914	60042	76,840	49,400	27,440	35.7%	COPR	HORWITH	JTLX261
08/21/08	09/15/08	003260915	60043	68,620	51,660	16,960	24.7%	COPR	HORWITH	JTLX261
08/21/08	09/15/08	003260916	60044	32,120	49,860	(17,740)	-55.2%	COPR	HORWITH	JTLX261
08/21/08	09/11/08	003260917	60045	76,480	50,760	25,720	33.6%	COPR	HORWITH	CEFX35240
08/21/08	09/11/08	003260918	60046	69,040	50,620	18,420	26.7%	COPR	HORWITH	CEFX35240
08/21/08	09/11/08	003260919	60047	29,520	51,220	(21,700)	-73.5%	COPR	HORWITH	CEFX35240
08/21/08	09/11/08	003260920	60048	29,540	52,160	(22,620)	-76.6%	COPR	HORWITH	CEFX35240
08/21/08	09/11/08	003260921	60049	67,600	50,860	16,740	24.8%	COPR	HORWITH	JTLX30127
08/21/08	09/11/08	003260922	60050	66,700	51,120	15,580	23.4%	COPR	HORWITH	JTLX30127
08/21/08	09/11/08	003260923	60051	33,720	50,120	(16,400)	-48.6%	COPR	HORWITH	JTLX30127
08/21/08	09/11/08	003260924	60052	33,720	50,600	(16,880)	-50.1%	COPR	HORWITH	JTLX30127
08/21/08	09/11/08	003260925	60053	68,960	49,800	19,160	27.8%	COPR	HORWITH	CEFX35834
08/21/08	09/11/08	003260926	60054	67,280	49,700	17,580	26.1%	COPR	HORWITH	CEFX35834
08/21/08	09/11/08	003260927	60055	34,020	50,820	(16,800)	-49.4%	COPR	HORWITH	CEFX35834
08/21/08	09/11/08	003260928	60056	34,020	50,580	(16,560)	-48.7%	COPR	HORWITH	CEFX35834
08/21/08	09/11/08	003260929	60057	47,520	48,300	(780)	-1.6%	COPR	HORWITH	DJLX98531
08/21/08	09/11/08	003260930	60058	76,600	49,280	27,320	35.7%	COPR	HORWITH	DJLX98531
08/21/08	09/11/08	003260931	60059	34,380	49,440	(15,060)	-43.8%	COPR	HORWITH	DJLX98531
08/21/08	09/11/08	003260932	60060	34,380	49,900	(15,520)	-45.1%	COPR	HORWITH	DJLX98531
08/21/08	09/15/08	003260933	60061	66,920	50,220	16,700	25.0%	COPR	HORWITH	CHUX130
08/21/08	09/15/08	003260934	60062	76,600	51,480	25,120	32.8%	COPR	HORWITH	CHUX130
08/21/08	09/15/08	003260935	60063	28,140	50,380	(22,240)	-79.0%	COPR	HORWITH	CHUX130
08/21/08	09/15/08	003260936	60064	28,140	50,320	(22,180)	-78.8%	COPR	HORWITH	CHUX130
08/21/08	09/15/08	003260937	60065	77,300	51,540	25,760	33.3%	COPR	HORWITH	CEFX35245
08/21/08	09/15/08	003260938	60066	67,040	50,200	16,840	25.1%	COPR	HORWITH	CEFX35245
08/21/08	09/15/08	003260939	60067	30,300	50,340	(20,040)	-66.1%	COPR	HORWITH	CEFX35245
08/21/08	09/15/08	003260940	60068	30,300	49,640	(19,340)	-63.8%	COPR	HORWITH	CEFX35245
08/21/08	09/11/08	003260941	60069	38,000	49,300	(11,300)	-29.7%	COPR	HORWITH	CHUX110
08/21/08	09/11/08	003260942	60070	66,340	49,520	16,820	25.4%	COPR	HORWITH	CHUX110
08/21/08	09/11/08	003260943	60071	29,520	49,420	(19,900)	-67.4%	COPR	HORWITH	CITX300108
08/21/08	09/11/08	003260944	60072	77,080	49,220	27,860	36.1%	COPR	HORWITH	CITX300108
08/21/08	09/11/08	003260945	60073	77,200	49,580	27,620	35.8%	COPR	HORWITH	CITX300108
08/21/08	09/11/08	003260946	60074	14,760	50,400	(35,640)	-241.5%	COPR	HORWITH	CITX300108
08/21/08	09/11/08	003260947	60075	61,700	50,820	10,880	17.6%	COPR	HORWITH	CEFX35836
08/21/08	09/11/08	003260948	60076	76,940	48,680	28,260	36.7%	COPR	HORWITH	CEFX35836
08/21/08	09/11/08	003260949	60077	34,180	51,940	(17,760)	-52.0%	COPR	HORWITH	CEFX35836
08/21/08	09/11/08	003260950	60078	34,180	50,560	(16,380)	-47.9%	COPR	HORWITH	CEFX35836
08/21/08	09/11/08	003260951	60079	13,720	50,860	(37,140)	-270.7%	COPR	HORWITH	JTLX236
08/21/08	09/11/08	003260952	60080	77,240	51,500	25,740	33.3%	COPR	HORWITH	JTLX236
08/21/08	09/11/08	003260953	60081	67,600	51,300	16,300	24.1%	COPR	HORWITH	JTLX236
08/21/08	09/11/08	003260954	60082	48,160	51,440	(3,280)	-6.8%	COPR	HORWITH	JTLX236

Honeywell

HONEYWELL SA-7 USE HAZARDOUS WASTE TRACKING (2006)										
Date Shipped	Date of Return Manifest	State Manifest	Man. Doc #	Facilty Manifest Weight (lbs)	Estimated Weight (lbs)	Manifest - Estimate (lbs)	Manifest - Estimate (%)	Material	Transporter	RAILCAR #
08/21/08	09/11/08	003260955	60083	67,320	51,160	16,160	24.0%	COPR	HORWITH	DJLX98515
08/21/08	09/11/08	003260956	60084	77,400	51,560	25,840	33.4%	COPR	HORWITH	DJLX98515
08/21/08	09/11/08	003260957	60085	31,220	50,400	(19,180)	-61.4%	COPR	HORWITH	DJLX98515
08/21/08	09/11/08	003260958	60086	31,240	49,320	(18,080)	-57.9%	COPR	HORWITH	DJLX98515
08/21/08	09/11/08	003260959	60087	76,360	50,360	26,000	34.0%	COPR	HORWITH	CHUX323
08/21/08	09/11/08	003260960	60088	38,480	49,780	(11,300)	-29.4%	COPR	HORWITH	CHUX323
08/21/08	09/11/08	003260961	60089	38,460	52,500	(14,040)	-36.5%	COPR	HORWITH	CHUX323
08/21/08	09/11/08	003260962	60090	67,260	51,340	15,920	23.7%	COPR	HORWITH	CHUX110
08/21/08	09/11/08	003260963	60091	30,680	50,640	(19,960)	-65.1%	COPR	HORWITH	CHUX110
08/21/08	09/11/08	003260964	60092	36,620	52,160	(15,540)	-42.4%	COPR	HORWITH	CHUX188
08/21/08	09/11/08	003260965	60093	68,880	51,240	17,640	25.6%	COPR	HORWITH	CHUX188
08/21/08	09/11/08	003260966	60094	67,340	50,920	16,420	24.4%	COPR	HORWITH	CHUX188
08/21/08	09/11/08	003260967	60095	29,860	51,560	(21,700)	-72.7%	COPR	HORWITH	CHUX188
08/21/08	09/11/08	003260968	60096	32,840	51,700	(18,860)	-57.4%	COPR	HORWITH	CHUX256
08/21/08	09/11/08	003260969	60097	68,100	52,580	15,520	22.8%	COPR	HORWITH	CHUX256
08/21/08	09/11/08	003260970	60098	76,940	50,480	26,460	34.4%	COPR	HORWITH	CHUX256
08/21/08	09/11/08	003260971	60099	32,460	52,300	(19,840)	-61.1%	COPR	HORWITH	CHUX256
08/21/08	09/15/08	003260972	60100	76,860	51,620	25,240	32.8%	COPR	HORWITH	CITX300134
08/21/08	09/15/08	003260973	60101	77,360	52,020	25,340	32.8%	COPR	HORWITH	CITX300134
08/21/08	09/15/08	003260974	60102	30,140	50,400	(20,260)	-67.2%	COPR	HORWITH	CITX300134
08/21/08	09/15/08	003260975	60103	30,120	50,200	(20,080)	-66.7%	COPR	HORWITH	CITX300134
08/21/08	09/15/08	003260976	60104	27,100	51,100	(24,000)	-88.6%	COPR	HORWITH	JTLX30131
08/22/08	09/15/08	003260977	60105	76,880	50,100	26,780	34.8%	COPR	HORWITH	JTLX30131
08/22/08	09/15/08	003260978	60106	77,420	50,320	27,100	35.0%	COPR	HORWITH	JTLX30131
08/22/08	09/15/08	003260979	60107	20,780	50,520	(29,740)	-143.1%	COPR	HORWITH	JTLX30131
08/22/08	09/15/08	003260980	60108	38,980	51,120	(12,140)	-31.1%	COPR	HORWITH	CHUX333
08/22/08	09/15/08	003260981	60109	66,920	51,020	15,900	23.8%	COPR	HORWITH	CHUX333
08/22/08	09/15/08	003260982	60110	67,260	51,580	15,680	23.3%	COPR	HORWITH	CHUX333
08/22/08	09/15/08	003260983	60111	38,460	51,500	(13,040)	-33.9%	COPR	HORWITH	CHUX333
08/22/08	09/15/08	003260984	60112	10,000	50,780	(40,780)	-407.8%	COPR	HORWITH	CEFX35237
08/22/08	09/15/08	003260985	60113	77,940	50,780	27,160	34.8%	COPR	HORWITH	CEFX35237
08/22/08	09/15/08	003260986	60114	67,500	50,700	16,800	24.9%	COPR	HORWITH	CEFX35237
08/22/08	09/15/08	003260987	60115	50,320	52,100	(1,780)	-3.5%	COPR	HORWITH	CEFX35237
08/22/08	09/15/08	003260988	60116	33,960	52,300	(18,340)	-54.0%	COPR	HORWITH	DJLX98524
08/22/08	09/15/08	003260989	60117	67,480	51,280	16,200	24.0%	COPR	HORWITH	DJLX98524
08/22/08	09/15/08	003260990	60118	68,520	50,340	18,180	26.5%	COPR	HORWITH	DJLX98524
08/22/08	09/15/08	003260991	60119	35,300	51,240	(15,940)	-45.2%	COPR	HORWITH	DJLX98524
08/22/08	09/15/08	003260992	60120	9,480	51,660	(42,180)	-444.9%	COPR	HORWITH	JTLX270
08/22/08	09/15/08	003260993	60121	66,260	51,240	15,020	22.7%	COPR	HORWITH	JTLX270
08/22/08	09/15/08	003260994	60122	67,360	50,560	16,800	24.9%	COPR	HORWITH	JTLX270
08/22/08	09/15/08	003260995	60123	60,640	49,260	11,380	18.8%	COPR	HORWITH	JTLX270
08/22/08	09/15/08	003260996	60124	55,560	49,800	5,760	10.4%	COPR	HORWITH	JTLX277
08/22/08	09/15/08	003260997	60125	77,200	50,000	27,200	35.2%	COPR	HORWITH	JTLX277
08/22/08	09/15/08	003260998	60126	33,440	50,040	(16,600)	-49.6%	COPR	HORWITH	JTLX277
08/22/08	09/15/08	003260999	60127	33,440	51,520	(18,080)	-54.1%	COPR	HORWITH	JTLX277
08/22/08	09/18/08	003261000	60128	77,040	49,320	27,720	36.0%	COPR	HORWITH	CHUX150
08/22/08	09/18/08	003261001	60129	76,760	50,700	26,060	33.9%	COPR	HORWITH	CHUX150
08/22/08	09/18/08	003261002	60130	25,240	50,680	(25,440)	-100.8%	COPR	HORWITH	CHUX150
08/22/08	09/18/08	003261003	60131	25,240	52,120	(26,880)	-106.5%	COPR	HORWITH	CHUX150
08/22/08	09/15/08	003261004	60132	38,440	51,720	(13,280)	-34.5%	COPR	HORWITH	JTLX30147
08/22/08	09/15/08	003261005	60133	76,640	51,420	25,220	32.9%	COPR	HORWITH	JTLX30147
08/22/08	09/15/08	003261006	60134	77,400	52,160	25,240	32.6%	COPR	HORWITH	JTLX30147
08/22/08	09/15/08	003261007	60135	12,200	51,900	(39,700)	-325.4%	COPR	HORWITH	JTLX30147
08/22/08	09/15/08	003261008	60136	31,120	50,440	(19,320)	-62.1%	COPR	HORWITH	JTLX30128
08/22/08	09/15/08	003261009	60137	68,360	49,300	19,060	27.9%	COPR	HORWITH	JTLX30128
08/22/08	09/15/08	003261010	60138	68,760	49,660	19,100	27.8%	COPR	HORWITH	JTLX30128
08/22/08	09/15/08	003261011	60139	76,820	50,020	26,800	34.9%	COPR	HORWITH	CEFX35806
08/22/08	09/15/08	003261012	60140	67,720	51,140	16,580	24.5%	COPR	HORWITH	CEFX35806
08/22/08	09/15/08	003261013	60141	13,480	51,780	(38,300)	-284.1%	COPR	HORWITH	CEFX35806
08/22/08	09/15/08	003261014	60142	46,680	51,160	(4,480)	-9.6%	COPR	HORWITH	CEFX35806
08/22/08	09/15/08	003261015	60143	66,800	52,380	14,420	21.6%	COPR	HORWITH	CHUX246
08/22/08	09/15/08	003261016	60144	15,500	50,140	(34,640)	-223.5%	COPR	HORWITH	CHUX246
08/22/08	09/15/08	003261017	60145	67,260	51,040	16,220	24.1%	COPR	HORWITH	CHUX246
08/22/08	09/15/08	003261018	60146	53,900	50,780	3,120	5.8%	COPR	HORWITH	CHUX246
08/22/08	09/15/08	003261022	60147	68,540	50,940	17,600	25.7%	COPR	HORWITH	NDYX320465
08/22/08	09/15/08	003261025	60148	68,360	51,440	16,920	24.8%	COPR	HORWITH	CHUX170
08/22/08	09/15/08	003261026	60149	16,120	52,520	(36,400)	-225.8%	COPR	HORWITH	CHUX170
08/22/08	09/15/08	003261027	60150	36,220	51,920	(15,700)	-43.3%	COPR	HORWITH	NDYX320465
08/22/08	09/15/08	003261028	60151	67,320	51,620	15,700	23.3%	COPR	HORWITH	NDYX320465
08/22/08	09/15/08	003261029	60152	29,420	50,800	(21,380)	-72.7%	COPR	HORWITH	NDYX320465
08/22/08	09/15/08	003261030	60153	68,800	50,440	18,360	26.7%	COPR	HORWITH	CHUX170
08/22/08	09/15/08	003261031	60154	51,880	50,700	1,180	2.3%	COPR	HORWITH	CHUX170
08/22/08	09/15/08	003261032	60155	32,580	51,600	(19,020)	-58.4%	COPR	HORWITH	CHUX318
08/22/08	09/15/08	003261033	60156	67,960	50,500	17,460	25.7%	COPR	HORWITH	CHUX318

Honeywell

HONEYWELL SA-7 USE HAZARDOUS WASTE TRACKING (2006)										
Date Shipped	Date of Return Manifest	State Manifest	Man. Doc #	Facilty Manifest Weight (lbs)	Estimated Weight (lbs)	Manifest - Estimate (lbs)	Manifest - Estimate (%)	Material	Transporter	RAILCAR #
08/22/08	09/15/08	003261034	60157	77,200	51,920	25,280	32.7%	COPR	HORWITH	CHUX318
08/22/08	09/15/08	003261035	60158	28,240	52,140	(23,900)	-84.6%	COPR	HORWITH	CHUX318
08/22/08	09/15/08	003261036	60159	35,280	52,080	(16,800)	-47.6%	COPR	HORWITH	DJLX98506
08/22/08	09/15/08	003261037	60160	67,940	51,600	16,340	24.1%	COPR	HORWITH	DJLX98506
08/22/08	09/15/08	003261038	60161	66,620	51,400	15,220	22.8%	COPR	HORWITH	DJLX98506
08/22/08	09/15/08	003261039	60162	35,280	50,240	(14,960)	-42.4%	COPR	HORWITH	DJLX98506
08/22/08	09/15/08	003261040	60163	32,580	52,600	(20,020)	-61.4%	COPR	HORWITH	JTLX30128
08/22/08	09/18/08	003261041	60164	24,760	52,120	(27,360)	-110.5%	COPR	HORWITH	CEFX35827
08/22/08	09/18/08	003261042	60165	68,700	52,100	16,600	24.2%	COPR	HORWITH	CEFX35827
08/22/08	09/18/08	003261043	60166	67,820	51,600	16,220	23.9%	COPR	HORWITH	CEFX35827
08/22/08	09/18/08	003261044	60167	46,040	52,340	(6,300)	-13.7%	COPR	HORWITH	CEFX35827
08/22/08	09/15/08	003261045	60168	38,680	51,940	(13,260)	-34.3%	COPR	HORWITH	CHUX140
08/22/08	09/15/08	003261046	60169	49,220	51,060	(1,840)	-3.7%	COPR	HORWITH	CHUX140
08/22/08	09/15/08	003261047	60170	68,480	50,020	18,460	27.0%	COPR	HORWITH	CHUX140
08/22/08	09/15/08	003261048	60171	38,680	51,520	(12,840)	-33.2%	COPR	HORWITH	CHUX140
08/22/08	09/18/08	003261049	60172	20,040	51,540	(31,500)	-157.2%	COPR	HORWITH	CHUX158
08/25/08	09/18/08	003261050	60173	37,080	51,360	(14,280)	-38.5%	COPR	HORWITH	CHUX151
08/25/08	09/18/08	003261051	60174	77,920	51,160	26,760	34.3%	COPR	HORWITH	CHUX151
08/25/08	09/18/08	003261052	60175	75,960	51,560	24,400	32.1%	COPR	HORWITH	CHUX151
08/25/08	09/18/08	003261053	60176	15,460	51,700	(36,240)	-234.4%	COPR	HORWITH	CHUX151
08/25/08	09/18/08	003261054	60177	76,220	51,100	25,120	33.0%	COPR	HORWITH	CHUX158
08/25/08	09/18/08	003261055	60178	77,360	51,140	26,220	33.9%	COPR	HORWITH	CHUX158
08/25/08	09/18/08	003261056	60179	30,340	50,160	(19,820)	-65.3%	COPR	HORWITH	CHUX158
08/25/08	09/18/08	003261057	60180	19,500	50,120	(30,620)	-157.0%	COPR	HORWITH	CHUX309
08/25/08	09/18/08	003261058	60181	66,840	50,580	16,260	24.3%	COPR	HORWITH	CHUX309
08/25/08	09/18/08	003261059	60182	67,340	50,860	16,480	24.5%	COPR	HORWITH	CHUX309
08/25/08	09/18/08	003261060	60183	48,000	51,660	(3,660)	-7.6%	COPR	HORWITH	CHUX309
08/25/08	09/18/08	003261061	60184	14,820	51,280	(36,460)	-246.0%	COPR	HORWITH	JTLX30112
08/25/08	09/18/08	003261062	60185	66,740	52,000	14,740	22.1%	COPR	HORWITH	JTLX30112
08/25/08	09/18/08	003261063	60186	67,200	50,460	16,740	24.9%	COPR	HORWITH	JTLX30112
08/25/08	09/18/08	003261064	60187	57,000	50,900	6,100	10.7%	COPR	HORWITH	JTLX30112
08/25/08	09/15/08	003261065	60188	12,080	51,240	(39,160)	-324.2%	COPR	HORWITH	CEFX35811
08/25/08	09/15/08	003261066	60189	76,920	50,980	25,940	33.7%	COPR	HORWITH	CEFX35811
08/25/08	09/15/08	003261067	60190	75,980	50,180	25,800	34.0%	COPR	HORWITH	CEFX35811
08/25/08	09/15/08	003261068	60191	38,500	51,160	(12,660)	-32.9%	COPR	HORWITH	CEFX35811
08/25/08	09/18/08	003261069	60192	21,200	50,040	(28,840)	-136.0%	COPR	HORWITH	JTLX30102
08/25/08	09/18/08	003261070	60193	77,000	51,040	25,960	33.7%	COPR	HORWITH	JTLX30102
08/25/08	09/18/08	003261071	60194	68,340	50,560	17,780	26.0%	COPR	HORWITH	JTLX30102
08/25/08	09/18/08	003261072	60195	39,380	48,580	(9,200)	-23.4%	COPR	HORWITH	JTLX30102
08/25/08	09/15/08	003261073	60196	17,660	51,080	(33,420)	-189.2%	COPR	HORWITH	CITX300156
08/25/08	09/15/08	003261074	60197	78,380	52,300	26,080	33.3%	COPR	HORWITH	CITX300156
08/25/08	09/15/08	003261075	60198	67,680	50,340	17,340	25.6%	COPR	HORWITH	CITX300156
08/25/08	09/15/08	003261076	60199	44,160	51,480	(7,320)	-16.6%	COPR	HORWITH	CITX300156
08/25/08	09/15/08	003261077	60200	67,660	50,100	17,560	26.0%	COPR	HORWITH	NDYX320342
08/25/08	09/15/08	003261078	60201	29,580	51,280	(21,700)	-73.4%	COPR	HORWITH	NDYX320342
08/25/08	09/15/08	003261079	60202	76,860	51,080	25,780	33.5%	COPR	HORWITH	NDYX320342
08/25/08	09/15/08	003261080	60203	29,560	50,840	(21,280)	-72.0%	COPR	HORWITH	NDYX320342
08/25/08	09/18/08	003261081	60204	56,480	51,240	5,240	9.3%	COPR	HORWITH	CHUX132
08/25/08	09/18/08	003261082	60205	76,420	52,260	24,160	31.6%	COPR	HORWITH	CHUX132
08/25/08	09/18/08	003261083	60206	38,040	52,240	(14,200)	-37.3%	COPR	HORWITH	CHUX132
08/25/08	09/15/08	003261084	60207	55,420	51,360	4,060	7.3%	COPR	HORWITH	CHUX289
08/25/08	09/15/08	003261088	60208	76,880	50,280	26,600	34.6%	COPR	HORWITH	CHUX289
08/25/08	09/15/08	003261089	60209	34,300	50,580	(16,280)	-47.5%	COPR	HORWITH	CHUX289
08/25/08	09/15/08	003261090	60210	34,280	50,400	(16,120)	-47.0%	COPR	HORWITH	CHUX289
08/25/08	09/15/08	003261091	60211	37,100	51,000	(13,900)	-37.5%	COPR	HORWITH	JTLX30134
08/25/08	09/15/08	003261092	60212	67,220	50,780	16,440	24.5%	COPR	HORWITH	JTLX30134
08/25/08	09/15/08	003261093	60213	76,640	49,520	27,120	35.4%	COPR	HORWITH	JTLX30134
08/25/08	09/15/08	003261094	60214	21,560	51,700	(30,140)	-139.8%	COPR	HORWITH	JTLX30134
08/25/08	09/15/08	003261095	60215	42,460	50,660	(8,200)	-19.3%	COPR	HORWITH	CHUX218
08/25/08	09/15/08	003261096	60216	67,500	52,460	15,040	22.3%	COPR	HORWITH	CHUX218
08/25/08	09/15/08	003261097	60217	66,540	51,300	15,240	22.9%	COPR	HORWITH	CHUX218
08/25/08	09/15/08	003261098	60218	30,360	52,400	(22,040)	-72.6%	COPR	HORWITH	CHUX218
08/25/08	09/15/08	003261099	60219	38,520	52,480	(13,960)	-36.2%	COPR	HORWITH	CHUX229
08/25/08	09/15/08	003261100	60220	68,480	51,420	17,060	24.9%	COPR	HORWITH	CHUX229
08/25/08	09/15/08	003261101	60221	26,020	50,160	(24,140)	-92.8%	COPR	HORWITH	CHUX229
08/25/08	09/15/08	003261102	60222	68,680	50,100	18,580	27.1%	COPR	HORWITH	CHUX229
08/25/08	09/18/08	003261103	60223	38,040	50,080	(12,040)	-31.7%	COPR	HORWITH	CHUX132
08/25/08	09/18/08	003261104	60224	76,540	49,000	27,540	36.0%	COPR	HORWITH	CEFX35816
08/25/08	09/18/08	003261105	60225	33,320	50,360	(17,040)	-51.1%	COPR	HORWITH	CEFX35816
08/25/08	09/18/08	003261106	60226	77,800	50,520	27,280	35.1%	COPR	HORWITH	CEFX35816
08/25/08	09/18/08	003261107	60227	58,120	50,760	7,360	12.7%	COPR	HORWITH	JTLX264
08/25/08	09/18/08	003261108	60228	38,920	51,780	(12,860)	-33.0%	COPR	HORWITH	JTLX264
08/25/08	09/18/08	003261109	60229	10,760	50,160	(39,400)	-366.2%	COPR	HORWITH	CEFX35816
08/25/08	09/18/08	003261110	60230	67,460	50,300	17,160	25.4%	COPR	HORWITH	JTLX264

Honeywell

HONEYWELL SA-7 USE HAZARDOUS WASTE TRACKING (2006)										
Date Shipped	Date of Return Manifest	State Manifest	Man. Doc #	Facilty Manifest Weight (lbs)	Estimated Weight (lbs)	Manifest - Estimate (lbs)	Manifest - Estimate (%)	Material	Transporter	RAILCAR #
08/25/08	09/18/08	003261111	60231	38,900	51,880	(12,980)	-33.4%	COPR	HORWITH	JTLX264
08/25/08	09/18/08	003261112	60232	77,940	49,660	28,280	36.3%	COPR	HORWITH	CHUX132
08/25/08	09/18/08	003261113	60233	25,120	51,600	(26,480)	-105.4%	COPR	HORWITH	CHUX132
08/25/08	09/18/08	003261114	60234	56,700	50,600	6,100	10.8%	COPR	HORWITH	JTLX30162
08/25/08	09/18/08	003261115	60235	67,160	51,700	15,460	23.0%	COPR	HORWITH	JTLX30162
08/25/08	09/18/08	003261116	60236	76,580	50,820	25,760	33.6%	COPR	HORWITH	CHUX132
08/25/08	09/15/08	003261117	60237	57,540	50,980	6,560	11.4%	COPR	HORWITH	CHUX138
08/25/08	09/18/08	003261118	60238	22,560	49,380	(26,820)	-118.9%	COPR	HORWITH	CHUX132
08/25/08	09/18/08	003261119	60239	38,360	51,140	(12,780)	-33.3%	COPR	HORWITH	JTLX30162
08/25/08	09/18/08	003261120	60240	38,340	50,800	(12,460)	-32.5%	COPR	HORWITH	JTLX30162
08/26/08	09/18/08	003261121	60241	37,840	49,380	(11,540)	-30.5%	COPR	HORWITH	CHUX197
08/26/08	09/18/08	003261122	60242	67,520	51,160	16,360	24.2%	COPR	HORWITH	CHUX197
08/26/08	09/18/08	003261123	60243	77,260	51,680	25,580	33.1%	COPR	HORWITH	CHUX197
08/26/08	09/18/08	003261124	60244	12,440	49,440	(37,000)	-297.4%	COPR	HORWITH	CHUX197
08/26/08	09/18/08	003261125	60245	66,900	49,280	17,620	26.3%	COPR	HORWITH	CHUX266
08/26/08	09/18/08	003261126	60246	66,780	50,660	16,120	24.1%	COPR	HORWITH	CHUX266
08/26/08	09/18/08	003261127	60247	33,960	51,500	(17,540)	-51.6%	COPR	HORWITH	CHUX266
08/26/08	09/18/08	003261128	60248	33,980	50,360	(16,380)	-48.2%	COPR	HORWITH	CHUX266
08/26/08	09/18/08	003261129	60249	11,520	49,680	(38,160)	-331.3%	COPR	HORWITH	JTLX4058
08/26/08	09/18/08	003261130	60250	76,800	50,940	25,860	33.7%	COPR	HORWITH	JTLX4058
08/26/08	09/18/08	003261131	60251	69,240	51,120	18,120	26.2%	COPR	HORWITH	JTLX4058
08/26/08	09/18/08	003261132	60252	38,200	50,700	(12,500)	-32.7%	COPR	HORWITH	CHUX287
08/26/08	09/18/08	003261133	60253	42,780	50,140	(7,360)	-17.2%	COPR	HORWITH	JTLX4058
08/26/08	09/18/08	003261134	60254	66,700	50,520	16,180	24.3%	COPR	HORWITH	CHUX287
08/26/08	09/18/08	003261135	60255	77,240	50,940	26,300	34.0%	COPR	HORWITH	CHUX287
08/26/08	09/18/08	003261136	60256	24,100	50,300	(26,200)	-108.7%	COPR	HORWITH	CHUX287
08/26/08	09/18/08	003261137	60257	67,000	49,520	17,480	26.1%	COPR	HORWITH	JTLX30165
08/26/08	09/18/08	003261138	60258	69,500	51,260	18,240	26.2%	COPR	HORWITH	JTLX30165
08/26/08	09/18/08	003261139	60259	32,660	49,360	(16,700)	-51.1%	COPR	HORWITH	JTLX30165
08/26/08	09/18/08	003261140	60260	32,640	52,120	(19,480)	-59.7%	COPR	HORWITH	JTLX30165
08/26/08	09/18/08	003261141	60261	66,900	50,600	16,300	24.4%	COPR	HORWITH	NDYX320452
08/26/08	09/18/08	003261142	60262	68,120	49,220	18,900	27.7%	COPR	HORWITH	NDYX320452
08/26/08	09/18/08	003261143	60263	68,880	49,720	19,160	27.8%	COPR	HORWITH	CITX300141
08/26/08	09/18/08	003261144	60264	33,340	49,460	(16,120)	-48.4%	COPR	HORWITH	NDYX320452
08/26/08	09/18/08	003261145	60265	33,320	50,500	(17,180)	-51.6%	COPR	HORWITH	NDYX320452
08/26/08	09/18/08	003261146	60266	67,680	51,360	16,320	24.1%	COPR	HORWITH	CITX300141
08/26/08	09/18/08	003261147	60267	34,000	51,020	(17,020)	-50.1%	COPR	HORWITH	CITX300141
08/26/08	09/18/08	003261148	60268	33,980	51,120	(17,140)	-50.4%	COPR	HORWITH	CITX300141
08/26/08	09/18/08	003261149	60269	43,720	50,940	(7,220)	-16.5%	COPR	HORWITH	CHUX311
08/26/08	09/18/08	003261150	60270	76,980	48,920	28,060	36.5%	COPR	HORWITH	CHUX311
08/26/08	09/18/08	003261151	60271	38,420	50,740	(12,320)	-32.1%	COPR	HORWITH	CHUX311
08/26/08	09/18/08	003261152	60272	38,440	50,220	(11,780)	-30.6%	COPR	HORWITH	CHUX311
08/26/08	09/18/08	003261153	60273	31,360	49,940	(18,580)	-59.2%	COPR	HORWITH	NDYX320346
08/26/08	09/18/08	003261154	60274	66,600	50,080	16,520	24.8%	COPR	HORWITH	NDYX320346
08/26/08	09/18/08	003261158	60275	67,980	50,980	17,000	25.0%	COPR	HORWITH	CEFX35238
08/26/08	09/18/08	003261155	60276	31,340	51,000	(19,660)	-62.7%	COPR	HORWITH	CEFX35238
08/26/08	09/18/08	003261156	60277	68,620	51,080	17,540	25.6%	COPR	HORWITH	CEFX35238
08/26/08	09/18/08	003261157	60278	46,240	51,460	(5,220)	-11.3%	COPR	HORWITH	NDYX32043
08/26/08	09/18/08	003261159	60279	38,600	50,800	(12,200)	-31.6%	COPR	HORWITH	CEFX35238
08/26/08	09/18/08	003261160	60280	66,960	51,440	15,520	23.2%	COPR	HORWITH	NDYX32043
08/26/08	09/18/08	003261161	60281	67,100	51,260	15,840	23.6%	COPR	HORWITH	NDYX32043
08/26/08	09/18/08	003261162	60282	25,680	50,900	(25,220)	-98.2%	COPR	HORWITH	NDYX32043
08/26/08	09/18/08	003261163	60283	49,360	51,800	(2,440)	-4.9%	COPR	HORWITH	NDYX320320
08/26/08	09/18/08	003261164	60284	67,160	51,400	15,760	23.5%	COPR	HORWITH	NDYX320320
08/26/08	09/18/08	003261165	60285	66,580	51,640	14,940	22.4%	COPR	HORWITH	NDYX320320
08/26/08	09/18/08	003261166	60286	21,760	51,080	(29,320)	-134.7%	COPR	HORWITH	NDYX320320
08/26/08	09/18/08	003261167	60287	38,580	50,220	(11,640)	-30.2%	COPR	HORWITH	CITX300163
08/26/08	09/18/08	003261168	60288	76,780	50,760	26,020	33.9%	COPR	HORWITH	CITX300163
08/26/08	09/18/08	003261169	60289	68,320	50,360	17,960	26.3%	COPR	HORWITH	CITX300163
08/26/08	09/18/08	003261170	60290	18,260	51,480	(33,220)	-181.9%	COPR	HORWITH	CITX300163
08/26/08	09/18/08	003261171	60291	29,320	49,280	(19,960)	-68.1%	COPR	HORWITH	CEFX35242
08/26/08	09/18/08	003261172	60292	67,020	51,640	15,380	22.9%	COPR	HORWITH	CEFX35242
08/26/08	09/18/08	003261173	60293	69,220	51,920	17,300	25.0%	COPR	HORWITH	CEFX35242
08/26/08	09/18/08	003261174	60294	38,560	50,600	(12,040)	-31.2%	COPR	HORWITH	CEFX35242
08/26/08	09/18/08	003261175	60295	37,320	52,220	(14,900)	-39.9%	COPR	HORWITH	NDYX320346
08/26/08	09/18/08	003261176	60296	66,880	50,100	16,780	25.1%	COPR	HORWITH	NDYX320346
08/26/08	09/15/08	003261177	60297	59,000	52,020	6,980	11.8%	COPR	HORWITH	CEFX35846
08/26/08	09/15/08	003261178	60298	66,960	50,020	16,940	25.3%	COPR	HORWITH	CEFX35846
08/26/08	09/15/08	003261179	60299	66,920	52,600	14,320	21.4%	COPR	HORWITH	CEFX35846
08/26/08	09/15/08	003261180	60300	12,780	52,220	(39,440)	-308.6%	COPR	HORWITH	CEFX35846
08/26/08	09/15/08	003261181	60301	69,220	51,360	17,860	25.8%	COPR	HORWITH	CHUX138
08/26/08	09/15/08	003261182	60302	68,440	50,160	18,280	26.7%	COPR	HORWITH	CHUX138
08/26/08	09/18/08	003261183	60303	64,640	52,540	12,100	18.7%	COPR	HORWITH	JTLX30153
08/26/08	09/18/08	003261184	60304	55,720	51,160	4,560	8.2%	COPR	HORWITH	JTLX30153

Honeywell

HONEYWELL SA-7 USE HAZARDOUS WASTE TRACKING (2006)										
Date Shipped	Date of Return Manifest	State Manifest	Man. Doc #	Facilty Manifest Weight (lbs)	Estimated Weight (lbs)	Manifest - Estimate (lbs)	Manifest - Estimate (%)	Material	Transporter	RAILCAR #
08/26/08	09/15/08	003261185	60305	8,820	51,420	(42,600)	-483.0%	COPR	HORWITH	CHUX138
08/26/08	09/18/08	003261186	60306	67,800	49,420	18,380	27.1%	COPR	HORWITH	JTLX30153
08/26/08	09/18/08	003261187	60307	18,860	50,920	(32,060)	-170.0%	COPR	HORWITH	JTLX30153
08/26/08	09/18/08	003261188	60308	23,920	50,900	(26,980)	-112.8%	COPR	HORWITH	JTLX30144
08/27/08	09/18/08	003261189	60309	77,200	49,860	27,340	35.4%	COPR	HORWITH	CEFX35852
08/27/08	09/18/08	003261190	60310	77,000	49,920	27,080	35.2%	COPR	HORWITH	CEFX35852
08/27/08	09/18/08	003261191	60311	22,000	49,500	(27,500)	-125.0%	COPR	HORWITH	CEFX35852
08/27/08	09/18/08	003261192	60312	22,020	49,680	(27,660)	-125.6%	COPR	HORWITH	CEFX35852
08/27/08	09/18/08	003261193	60313	11,680	50,600	(38,920)	-333.2%	COPR	HORWITH	JTLX262
08/27/08	09/18/08	003261194	60314	68,560	49,540	19,020	27.7%	COPR	HORWITH	JTLX262
08/27/08	09/18/08	003261195	60315	67,640	51,000	16,640	24.6%	COPR	HORWITH	JTLX262
08/27/08	09/18/08	003261196	60316	52,520	50,480	2,040	3.9%	COPR	HORWITH	JTLX262
08/27/08	09/18/08	003261197	60317	76,620	50,320	26,300	34.3%	COPR	HORWITH	CITX300167
08/27/08	09/18/08	003261198	60318	68,220	50,940	17,280	25.3%	COPR	HORWITH	CITX300167
08/27/08	09/18/08	003261199	60319	28,500	51,700	(23,200)	-81.4%	COPR	HORWITH	CITX300167
08/27/08	09/18/08	003261200	60320	28,520	51,780	(23,260)	-81.6%	COPR	HORWITH	CITX300167
08/27/08	09/18/08	003261201	60321	49,800	51,340	(1,540)	-3.1%	COPR	HORWITH	CITX300126
08/27/08	09/18/08	003261202	60322	68,060	50,260	17,800	26.2%	COPR	HORWITH	CITX300126
08/27/08	09/18/08	003261203	60323	68,420	48,700	19,720	28.8%	COPR	HORWITH	CITX300126
08/27/08	09/18/08	003261204	60324	13,060	50,400	(37,340)	-285.9%	COPR	HORWITH	CITX300126
08/27/08	09/18/08	003261205	60325	67,240	49,380	17,860	26.6%	COPR	HORWITH	JTLX30144
08/27/08	09/18/08	003261206	60326	66,580	49,960	16,620	25.0%	COPR	HORWITH	JTLX30144
08/27/08	09/18/08	003261207	60327	44,520	50,140	(5,620)	-12.6%	COPR	HORWITH	JTLX30144
08/27/08	09/18/08	003261208	60328	68,600	50,600	18,000	26.2%	COPR	HORWITH	JTLX234
08/27/08	09/18/08	003261209	60329	18,680	51,680	(33,000)	-176.7%	COPR	HORWITH	JTLX234
08/27/08	09/18/08	003261210	60330	67,800	50,940	16,860	24.9%	COPR	HORWITH	JTLX234
08/27/08	09/18/08	003261211	60331	47,740	50,860	(3,120)	-6.5%	COPR	HORWITH	JTLX234
08/27/08	09/18/08	003261212	60332	76,460	49,880	26,580	34.8%	COPR	HORWITH	CEFX35799
08/27/08	09/18/08	003261213	60333	77,380	51,180	26,200	33.9%	COPR	HORWITH	CEFX35799
08/27/08	09/18/08	003261214	60334	21,420	50,540	(29,120)	-135.9%	COPR	HORWITH	CEFX35799
08/27/08	09/18/08	003261215	60335	21,440	51,220	(29,780)	-138.9%	COPR	HORWITH	CEFX35799
08/27/08	09/18/08	003261216	60336	61,860	50,700	11,160	18.0%	COPR	HORWITH	CHUX283
08/27/08	09/18/08	003261217	60337	67,480	50,900	16,580	24.6%	COPR	HORWITH	CHUX283
08/27/08	09/18/08	003261218	60338	38,480	52,140	(13,660)	-35.5%	COPR	HORWITH	CHUX283
08/27/08	09/18/08	003261219	60339	38,480	50,340	(11,860)	-30.8%	COPR	HORWITH	CHUX283
08/27/08	09/18/08	003261220	60340	48,520	49,460	(940)	-1.9%	COPR	HORWITH	CITX300103
08/27/08	09/18/08	003261221	60341	76,520	49,520	27,000	35.3%	COPR	HORWITH	CITX300103
08/27/08	09/18/08	003261222	60342	15,380	50,420	(35,040)	-227.8%	COPR	HORWITH	CHUX128
08/27/08	09/18/08	003261223	60343	38,240	49,120	(10,880)	-28.5%	COPR	HORWITH	CITX300103
08/27/08	09/18/08	003261224	60344	38,260	51,580	(13,320)	-34.8%	COPR	HORWITH	CITX300103
08/27/08	09/18/08	003261225	60345	64,240	51,180	13,060	20.3%	COPR	HORWITH	JTLX260
08/27/08	09/18/08	003261226	60346	66,960	50,300	16,660	24.9%	COPR	HORWITH	JTLX260
08/27/08	09/18/08	003261227	60347	33,200	50,500	(17,300)	-52.1%	COPR	HORWITH	JTLX260
08/27/08	09/18/08	003261228	60348	33,220	49,600	(16,380)	-49.3%	COPR	HORWITH	JTLX260
08/27/08	09/18/08	003261229	60349	61,560	50,660	10,900	17.7%	COPR	HORWITH	CHUX258
08/27/08	09/18/08	003261230	60350	68,680	50,780	17,900	26.1%	COPR	HORWITH	CHUX258
08/27/08	09/18/08	003261231	60351	68,280	50,800	17,480	25.6%	COPR	HORWITH	CHUX258
08/27/08	09/18/08	003261232	60352	3,380	51,620	(48,240)	-1427.2%	COPR	HORWITH	CHUX258
08/27/08	09/18/08	003261233	60353	18,680	51,840	(33,160)	-177.5%	COPR	HORWITH	CHUX168
08/27/08	09/18/08	003261234	60354	21,680	51,780	(30,100)	-138.8%	COPR	HORWITH	CHUX168
08/27/08	09/18/08	003261235	60355	68,000	51,360	16,640	24.5%	COPR	HORWITH	CHUX168
08/27/08	09/18/08	003261236	60356	99,020	50,820	48,200	48.7%	COPR	HORWITH	CHUX168
08/27/08	09/18/08	003261237	60357	24,100	50,640	(26,540)	-110.1%	COPR	HORWITH	CEFX35804
08/27/08	09/18/08	003261238	60358	76,280	50,940	25,340	33.2%	COPR	HORWITH	CEFX35804
08/27/08	09/18/08	003261239	60359	75,940	50,620	25,320	33.3%	COPR	HORWITH	CEFX35804
08/27/08	09/18/08	003261240	60360	26,820	50,940	(24,120)	-89.9%	COPR	HORWITH	CEFX35804
08/27/08	09/18/08	003261241	60361	43,640	51,280	(7,640)	-17.5%	COPR	HORWITH	CHUX128
08/27/08	09/18/08	003261242	60362	67,620	50,460	17,160	25.4%	COPR	HORWITH	CHUX128
08/27/08	09/18/08	003261243	60363	76,720	50,620	26,100	34.0%	COPR	HORWITH	CHUX128
08/27/08	09/18/08	003261244	60364	45,680	51,320	(5,640)	-12.3%	COPR	HORWITH	JTLX30100
08/27/08	09/18/08	003261245	60365	66,640	51,040	15,600	23.4%	COPR	HORWITH	JTLX30100
08/27/08	09/18/08	003261246	60366	67,040	52,160	14,880	22.2%	COPR	HORWITH	JTLX30100
08/27/08	09/18/08	003261247	60367	45,800	50,140	(4,340)	-9.5%	COPR	HORWITH	CHUX238
08/27/08	09/18/08	003261248	60368	22,480	48,140	(25,660)	-114.1%	COPR	HORWITH	JTLX30100
08/27/08	09/18/08	003261249	60369	67,360	51,680	15,680	23.3%	COPR	HORWITH	CHUX238
08/27/08	09/18/08	003261250	60370	68,500	51,360	17,140	25.0%	COPR	HORWITH	CHUX238
08/27/08	09/18/08	003261251	60371	21,480	51,060	(29,580)	-137.7%	COPR	HORWITH	CHUX238
08/27/08	09/18/08	003261252	60372	77,500	51,760	25,740	33.2%	COPR	HORWITH	CITX300160
08/27/08	09/18/08	003261253	60373	23,580	51,180	(27,600)	-117.0%	COPR	HORWITH	CITX300160
08/27/08	09/18/08	003261254	60374	77,500	50,740	26,760	34.5%	COPR	HORWITH	CITX300160
08/27/08	09/18/08	003261255	60375	23,580	50,320	(26,740)	-113.4%	COPR	HORWITH	CITX300160
08/27/08	09/26/08	003261256	60376	7,800	50,620	(42,820)	-549.0%	COPR	HORWITH	JTLX30103
08/28/08	09/18/08	003261257	60377	7,300	50,660	(43,360)	-594.0%	COPR	HORWITH	DJLX98508
08/28/08	09/18/08	003261258	60378	67,380	50,040	17,340	25.7%	COPR	HORWITH	DJLX98508

Honeywell

HONEYWELL SA-7 USE HAZARDOUS WASTE TRACKING (2006)										
Date Shipped	Date of Return Manifest	State Manifest	Man. Doc #	Facilty Manifest Weight (lbs)	Estimated Weight (lbs)	Manifest - Estimate (lbs)	Manifest - Estimate (%)	Material	Transporter	RAILCAR #
08/28/08	09/18/08	003261259	60379	76,680	49,880	26,800	35.0%	COPR	HORWITH	DJLX98508
08/28/08	09/18/08	003261260	60380	50,680	50,760	(80)	-0.2%	COPR	HORWITH	DJLX98508
08/28/08	09/18/08	003261261	60381	23,680	49,400	(25,720)	-108.6%	COPR	HORWITH	CHUX275
08/28/08	09/18/08	003261262	60382	67,260	48,720	18,540	27.6%	COPR	HORWITH	CHUX275
08/28/08	09/18/08	003261263	60383	67,480	51,520	15,960	23.7%	COPR	HORWITH	CHUX275
08/28/08	09/18/08	003261264	60384	40,100	50,700	(10,600)	-26.4%	COPR	HORWITH	CHUX275
08/28/08	09/18/08	003261265	60385	67,620	49,260	18,360	27.2%	COPR	HORWITH	CITX300161
08/28/08	09/18/08	003261266	60386	68,540	51,440	17,100	24.9%	COPR	HORWITH	CITX300161
08/28/08	09/18/08	003261267	60387	33,680	50,940	(17,260)	-51.2%	COPR	HORWITH	CITX300161
08/28/08	09/18/08	003261268	60388	33,680	51,820	(18,140)	-53.9%	COPR	HORWITH	CITX300161
08/28/08	10/10/08	003261269	60389	38,140	52,320	(14,180)	-37.2%	COPR	HORWITH	JTLX30104
08/28/08	10/10/08	003261270	60390	76,500	52,360	24,140	31.6%	COPR	HORWITH	JTLX30104
08/28/08	10/10/08	003261271	60391	66,060	50,960	15,100	22.9%	COPR	HORWITH	JTLX30104
08/28/08	10/10/08	003261272	60392	22,320	51,300	(28,980)	-129.8%	COPR	HORWITH	JTLX30104
08/28/08	09/18/08	003261273	60393	68,620	50,400	18,220	26.6%	COPR	HORWITH	JTLX86
08/28/08	09/18/08	003261274	60394	67,900	51,660	16,240	23.9%	COPR	HORWITH	JTLX86
08/28/08	09/18/08	003261275	60395	29,540	49,420	(19,880)	-67.3%	COPR	HORWITH	JTLX86
08/28/08	09/18/08	003261276	60396	29,540	51,400	(21,860)	-74.0%	COPR	HORWITH	JTLX86
08/28/08	09/26/08	003261277	60397	69,220	50,840	18,380	26.6%	COPR	HORWITH	JTLX30103
08/28/08	09/26/08	003261278	60398	68,500	49,060	19,440	28.4%	COPR	HORWITH	JTLX30103
08/28/08	09/26/08	003261279	60399	54,920	50,440	4,480	8.2%	COPR	HORWITH	JTLX30103
08/28/08	09/18/08	003261280	60400	66,360	50,620	15,740	23.7%	COPR	HORWITH	CHUX222
08/28/08	09/18/08	003261281	60401	67,960	51,160	16,800	24.7%	COPR	HORWITH	CHUX222
08/28/08	09/18/08	003261282	60402	33,500	51,280	(17,780)	-53.1%	COPR	HORWITH	CHUX222
08/28/08	09/18/08	003261283	60403	33,480	51,940	(18,460)	-55.1%	COPR	HORWITH	CHUX222
08/28/08	09/18/08	003261284	60404	56,500	51,060	5,440	9.6%	COPR	HORWITH	CITX300127
08/28/08	09/18/08	003261285	60405	76,660	51,600	25,060	32.7%	COPR	HORWITH	CHUX171
08/28/08	09/18/08	003261286	60406	76,880	51,780	25,100	32.6%	COPR	HORWITH	CITX300127
08/28/08	09/18/08	003261287	60407	35,060	52,120	(17,060)	-48.7%	COPR	HORWITH	CITX300127
08/28/08	09/18/08	003261288	60408	35,060	50,500	(15,440)	-44.0%	COPR	HORWITH	CITX300127
08/28/08	09/18/08	003261289	60409	76,420	51,120	25,300	33.1%	COPR	HORWITH	CHUX171
08/28/08	09/18/08	003261290	60410	26,640	51,580	(24,940)	-93.6%	COPR	HORWITH	CHUX171
08/28/08	09/18/08	003261291	60411	76,600	51,500	25,100	32.8%	COPR	HORWITH	CHUX314
08/28/08	09/18/08	003261292	60412	68,060	49,280	18,780	27.6%	COPR	HORWITH	CHUX314
08/28/08	09/18/08	003261293	60413	34,260	51,780	(17,520)	-51.1%	COPR	HORWITH	CHUX314
08/28/08	09/18/08	003261294	60414	76,620	49,760	26,860	35.1%	COPR	HORWITH	CHUX284
08/28/08	09/18/08	003261295	60415	34,260	50,880	(16,620)	-48.5%	COPR	HORWITH	CHUX314
08/28/08	09/18/08	003261296	60416	68,660	52,440	16,220	23.6%	COPR	HORWITH	CHUX284
08/28/08	09/18/08	003261297	60417	34,080	52,400	(18,320)	-53.8%	COPR	HORWITH	CHUX284
08/28/08	09/18/08	003261298	60418	30,000	50,940	(20,940)	-69.8%	COPR	HORWITH	CHUX226
08/28/08	09/18/08	003261299	60419	34,100	50,620	(16,520)	-48.4%	COPR	HORWITH	CHUX284
08/28/08	09/18/08	003261300	60420	23,860	49,600	(25,740)	-107.9%	COPR	HORWITH	CHUX226
08/28/08	09/18/08	003261301	60421	76,800	50,640	26,160	34.1%	COPR	HORWITH	CHUX226
08/28/08	09/18/08	003261302	60422	69,120	51,420	17,700	25.6%	COPR	HORWITH	CHUX226
08/28/08	09/18/08	003261303	60423	15,020	49,360	(34,340)	-228.6%	COPR	HORWITH	CHUX250
08/28/08	09/18/08	003261304	60424	68,740	50,580	18,160	26.4%	COPR	HORWITH	CHUX250
08/28/08	09/18/08	003261305	60425	48,100	50,280	(2,180)	-4.5%	COPR	HORWITH	CHUX250
08/28/08	09/18/08	003261306	60426	68,580	48,960	19,620	28.6%	COPR	HORWITH	CHUX250
08/28/08	09/18/08	003261307	60427	58,900	50,200	8,700	14.8%	COPR	HORWITH	CHUX156
08/28/08	09/18/08	003261308	60428	38,400	51,360	(12,960)	-33.8%	COPR	HORWITH	CHUX156
08/28/08	09/18/08	003261309	60429	67,500	51,580	15,920	23.6%	COPR	HORWITH	CHUX156
08/28/08	09/18/08	003261310	60430	38,380	51,640	(13,260)	-34.5%	COPR	HORWITH	CHUX156
08/28/08	09/18/08	003261312	60431	26,640	50,600	(23,960)	-89.9%	COPR	HORWITH	CHUX171
08/28/08	09/18/08	003261313	60432	54,660	50,500	4,160	7.6%	COPR	HORWITH	JTLX30167
08/28/08	09/18/08	003261314	60433	67,920	49,520	18,400	27.1%	COPR	HORWITH	JTLX30167
08/28/08	09/18/08	003261315	60434	68,840	51,680	17,160	24.9%	COPR	HORWITH	JTLX30167
08/28/08	09/18/08	003261316	60435	10,400	51,080	(40,680)	-391.2%	COPR	HORWITH	JTLX30167
08/28/08	09/18/08	003261317	60436	19,640	51,740	(32,100)	-163.4%	COPR	HORWITH	CHUX162
08/28/08	09/18/08	003261318	60437	67,180	51,080	16,100	24.0%	COPR	HORWITH	CHUX162
08/28/08	09/18/08	003261319	60438	67,460	51,880	15,580	23.1%	COPR	HORWITH	CHUX162
08/28/08	09/18/08	003261320	60439	53,140	52,220	920	1.7%	COPR	HORWITH	CHUX162
08/28/08	09/18/08	003261321	60440	35,960	50,120	(14,160)	-39.4%	COPR	HORWITH	CEFX35837
08/28/08	09/18/08	003261322	60441	76,700	51,600	25,100	32.7%	COPR	HORWITH	CEFX35837
08/28/08	09/18/08	003261323	60442	67,340	50,060	17,280	25.7%	COPR	HORWITH	CEFX35837
08/28/08	09/18/08	003261324	60443	22,340	51,080	(28,740)	-128.6%	COPR	HORWITH	CEFX35837
08/28/08	09/18/08	003261325	60444	68,100	51,120	16,980	24.9%	COPR	HORWITH	CHUX133
08/29/08	09/18/08	003261326	60445	45,340	49,420	(4,080)	-9.0%	COPR	HORWITH	CHUX144
08/29/08	09/18/08	003261327	60446	78,220	51,160	27,060	34.6%	COPR	HORWITH	CHUX144
08/29/08	09/18/08	003261328	60447	68,740	51,300	17,440	25.4%	COPR	HORWITH	CHUX144
08/29/08	09/18/08	003261329	60448	11,080	51,100	(40,020)	-361.2%	COPR	HORWITH	CHUX144
08/29/08	09/18/08	003261330	60449	20,740	50,760	(30,020)	-144.7%	COPR	HORWITH	CHUX194
08/29/08	09/18/08	003261331	60450	68,640	49,440	19,200	28.0%	COPR	HORWITH	CHUX194
08/29/08	09/18/08	003261332	60451	68,520	51,400	17,120	25.0%	COPR	HORWITH	CHUX194
08/29/08	09/18/08	003261333	60452	43,980	50,220	(6,240)	-14.2%	COPR	HORWITH	CHUX194

HONEYWELL SA-7 USE HAZARDOUS WASTE TRACKING (2006)										
Date Shipped	Date of Return Manifest	State Manifest	Man. Doc #	Facilty Manifest Weight (lbs)	Estimated Weight (lbs)	Manifest - Estimate (lbs)	Manifest - Estimate (%)	Material	Transporter	RAILCAR #
08/29/08	10/15/08	003261334	60453	39,920	50,400	(10,480)	-26.3%	COPR	HORWITH	CHUX189
08/29/08	10/15/08	003261335	60454	68,060	52,300	15,760	23.2%	COPR	HORWITH	CHUX189
08/29/08	10/15/08	003261336	60455	67,500	51,720	15,780	23.4%	COPR	HORWITH	CHUX189
08/29/08	10/15/08	003261337	60456	30,640	52,020	(21,380)	-69.8%	COPR	HORWITH	CHUX189
08/29/08	09/18/08	003261338	60457	77,080	51,260	25,820	33.5%	COPR	HORWITH	CHUX133
08/29/08	09/18/08	003261339	60458	28,020	50,380	(22,360)	-79.8%	COPR	HORWITH	CHUX133
08/29/08	09/18/08	003261340	60459	28,040	50,940	(22,900)	-81.7%	COPR	HORWITH	CHUX133
08/29/08	10/15/08	003261341	60460	29,600	49,660	(20,060)	-67.8%	COPR	HORWITH	CHUX223
08/29/08	10/15/08	003261342	60461	69,500	51,620	17,880	25.7%	COPR	HORWITH	CHUX223
08/29/08	10/15/08	003261343	60462	67,380	49,820	17,560	26.1%	COPR	HORWITH	CHUX223
08/29/08	10/15/08	003261344	60463	36,860	51,940	(15,080)	-40.9%	COPR	HORWITH	CHUX223
08/29/08	09/18/08	003261345	60464	68,960	51,960	17,000	24.7%	COPR	HORWITH	CHUX193
08/29/08	09/18/08	003261346	60465	53,640	51,380	2,260	4.2%	COPR	HORWITH	CHUX193
08/29/08	09/18/08	003261347	60466	11,580	50,320	(38,740)	-334.5%	COPR	HORWITH	CHUX193
08/29/08	09/18/08	003261348	60467	67,620	49,760	17,860	26.4%	COPR	HORWITH	CHUX193
08/29/08	09/18/08	003261349	60468	22,940	52,180	(29,240)	-127.5%	COPR	HORWITH	JTLX105
08/29/08	09/18/08	003261350	60469	76,440	51,880	24,560	32.1%	COPR	HORWITH	JTLX105
08/29/08	09/18/08	003261351	60470	67,620	52,180	15,440	22.8%	COPR	HORWITH	JTLX105
08/29/08	09/18/08	003261352	60471	39,260	51,100	(11,840)	-30.2%	COPR	HORWITH	JTLX105
08/29/08	09/18/08	003261353	60472	59,580	51,000	8,580	14.4%	COPR	HORWITH	CHUX294
08/29/08	09/18/08	003261354	60473	34,440	50,520	(16,080)	-46.7%	COPR	HORWITH	CHUX294
08/29/08	09/18/08	003261355	60474	34,460	51,280	(16,820)	-48.8%	COPR	HORWITH	CHUX294
08/29/08	09/18/08	003261356	60475	77,160	52,280	24,880	32.2%	COPR	HORWITH	CHUX294
08/29/08	09/18/08	003261357	60476	48,140	50,140	(2,000)	-4.2%	COPR	HORWITH	JTLX30169
08/29/08	09/18/08	003261358	60477	68,680	49,800	18,880	27.5%	COPR	HORWITH	JTLX30169
08/29/08	09/18/08	003261359	60478	69,060	50,440	18,620	27.0%	COPR	HORWITH	JTLX30169
08/29/08	09/18/08	003261360	60479	36,880	49,900	(13,020)	-35.3%	COPR	HORWITH	CITX300155
08/29/08	09/18/08	003261361	60480	76,720	51,440	25,280	33.0%	COPR	HORWITH	CITX300155
08/29/08	09/18/08	003261362	60481	38,820	51,120	(12,300)	-31.7%	COPR	HORWITH	CITX300155
08/29/08	09/18/08	003261363	60482	38,840	50,960	(12,120)	-31.2%	COPR	HORWITH	CITX300155
08/29/08	09/18/08	003261364	60483	66,840	52,480	14,360	21.5%	COPR	HORWITH	CEFX35801
08/29/08	09/18/08	003261365	60484	53,560	50,580	2,980	5.6%	COPR	HORWITH	CEFX35801
08/29/08	09/18/08	003261366	60485	66,900	51,020	15,880	23.7%	COPR	HORWITH	CEFX35801
08/29/08	09/18/08	003261367	60486	17,800	51,860	(34,060)	-191.3%	COPR	HORWITH	CEFX35801
08/29/08	09/18/08	003261368	60487	37,720	51,540	(13,820)	-36.6%	COPR	HORWITH	CITX300112
08/29/08	09/18/08	003261369	60488	78,240	52,080	26,160	33.4%	COPR	HORWITH	CITX300112
08/29/08	09/18/08	003261370	60489	68,340	51,960	16,380	24.0%	COPR	HORWITH	CITX300112
08/29/08	09/18/08	003261371	60490	31,400	52,580	(21,180)	-67.5%	COPR	HORWITH	CITX300112
08/29/08	09/18/08	003261372	60491	13,820	52,080	(38,260)	-276.8%	COPR	HORWITH	CHUX143
08/29/08	09/18/08	003261373	60492	67,720	51,240	16,480	24.3%	COPR	HORWITH	CHUX143
08/29/08	09/18/08	003261374	60493	76,300	50,700	25,600	33.6%	COPR	HORWITH	CHUX143
08/29/08	09/18/08	003261375	60494	44,440	50,680	(6,240)	-14.0%	COPR	HORWITH	CHUX143
08/29/08	09/18/08	003261376	60495	16,080	51,140	(35,060)	-218.0%	COPR	HORWITH	CHUX112
08/29/08	09/18/08	003261377	60496	68,540	51,800	16,740	24.4%	COPR	HORWITH	CHUX112
08/29/08	09/18/08	003261378	60497	67,620	52,260	15,360	22.7%	COPR	HORWITH	CHUX112
08/29/08	09/18/08	003261379	60498	14,240	51,800	(37,560)	-263.8%	COPR	HORWITH	JTLX30169
08/29/08	09/18/08	003261380	60499	55,240	52,120	3,120	5.6%	COPR	HORWITH	CHUX112
08/29/08	09/18/08	003261381	60500	26,100	50,900	(24,800)	-95.0%	COPR	HORWITH	JTLX30152
08/29/08	09/18/08	003261382	60501	68,380	50,980	17,400	25.4%	COPR	HORWITH	JTLX30152
08/29/08	09/18/08	003261383	60502	67,300	51,700	15,600	23.2%	COPR	HORWITH	JTLX30152
08/29/08	09/18/08	003261384	60503	39,260	50,460	(11,200)	-28.5%	COPR	HORWITH	JTLX30152
08/29/08	09/18/08	003261385	60504	67,360	51,100	16,260	24.1%	COPR	HORWITH	CITX300143
08/29/08	09/18/08	003261386	60505	76,980	50,800	26,180	34.0%	COPR	HORWITH	CITX300143
08/29/08	09/18/08	003261387	60506	30,220	51,620	(21,400)	-70.8%	COPR	HORWITH	CITX300143
08/29/08	09/18/08	003261388	60507	30,240	52,580	(22,340)	-73.9%	COPR	HORWITH	CITX300143
08/29/08	09/18/08	003261389	60508	26,720	51,480	(24,760)	-92.7%	COPR	HORWITH	CHUX160
08/29/08	09/18/08	003261390	60509	76,700	51,580	25,120	32.8%	COPR	HORWITH	CHUX160
08/29/08	09/18/08	003261391	60510	75,800	50,180	25,620	33.8%	COPR	HORWITH	CHUX160
08/29/08	09/18/08	003261392	60511	20,640	50,120	(29,480)	-142.8%	COPR	HORWITH	CHUX160
08/29/08	09/26/08	003261393	60512	36,500	52,380	(15,880)	-43.5%	COPR	HORWITH	NDYX320344

10/10/98	**SITE TONS (Month)**	**AUG SUB-TOTAL:**	71,579,640	72,156,560	(576,920)	-0.81%	
11/29/26	**TONS (Site)**	**CUMULATIVE TOTAL:**	525,189,040	531,001,200	(5,812,160)	-1.11%	
12/15/18	**TONS (Facility)**	**CUMULATIVE TOTAL:**	525,189,040	531,001,200	(5,812,160)	-1.11%	

09/02/08	09/26/08	003261394	60513	68,940	49,560	19,380	28.1%	COPR	HORWITH	CITX300115
09/02/08	09/26/08	003261395	60514	67,880	50,240	17,640	26.0%	COPR	HORWITH	CITX300115
09/02/08	09/26/08	003261396	60515	33,840	50,840	(17,000)	-50.2%	COPR	HORWITH	CITX300115
09/02/08	09/26/08	003261397	60516	33,860	51,720	(17,860)	-52.7%	COPR	HORWITH	CITX300115
09/02/08	09/26/08	003261398	60517	77,160	51,200	25,960	33.6%	COPR	HORWITH	CHUX291
09/02/08	09/26/08	003261399	60518	76,540	51,480	25,060	32.7%	COPR	HORWITH	CHUX291
09/02/08	09/26/08	003261400	60519	30,340	49,580	(19,240)	-63.4%	COPR	HORWITH	CHUX291
09/02/08	09/26/08	003261401	60520	20,040	52,160	(32,120)	-160.3%	COPR	HORWITH	CHUX291
09/02/08	10/10/08	003261402	60521	34,280	50,920	(16,640)	-48.5%	COPR	HORWITH	JTLX30111

Honeywell

HONEYWELL SA-7 USE HAZARDOUS WASTE TRACKING (2006)										
Date Shipped	Date of Return Manifest	State Manifest	Man. Doc #	Facilty Manifest Weight (lbs)	Estimated Weight (lbs)	Manifest - Estimate (lbs)	Manifest - Estimate (%)	Material	Transporter	RAILCAR #
09/02/08	10/10/08	003261403	60522	67,560	51,600	15,960	23.6%	COPR	HORWITH	JTLX30111
09/02/08	10/10/08	003261404	60523	66,860	51,180	15,680	23.5%	COPR	HORWITH	JTLX30111
09/02/08	10/10/08	003261405	60524	37,100	51,300	(14,200)	-38.3%	COPR	HORWITH	JTLX30111
09/02/08	09/26/08	003261406	60525	69,420	51,220	18,200	26.2%	COPR	HORWITH	CHUX211
09/02/08	09/26/08	003261407	60526	68,600	49,940	18,660	27.2%	COPR	HORWITH	CHUX211
09/02/08	09/26/08	003261408	60527	33,840	50,160	(16,320)	-48.2%	COPR	HORWITH	CHUX211
09/02/08	09/26/08	003261409	60528	33,840	51,160	(17,320)	-51.2%	COPR	HORWITH	CHUX211
09/02/08	10/10/08	003261410	60529	46,800	50,500	(3,700)	-7.9%	COPR	HORWITH	CITX300113
09/02/08	10/10/08	003261411	60530	76,720	50,360	26,360	34.4%	COPR	HORWITH	CITX300113
09/02/08	10/10/08	003261412	60531	38,620	51,580	(12,960)	-33.6%	COPR	HORWITH	CITX300113
09/02/08	10/10/08	003261413	60532	38,620	50,980	(12,360)	-32.0%	COPR	HORWITH	CITX300113
09/02/08	09/26/08	003261414	60533	48,320	51,020	(2,700)	-5.6%	COPR	HORWITH	CHUX107
09/02/08	09/26/08	003261415	60534	67,840	51,800	16,040	23.6%	COPR	HORWITH	CHUX107
09/02/08	09/26/08	003261416	60535	21,040	52,080	(31,040)	-147.5%	COPR	HORWITH	CHUX107
09/02/08	09/26/08	003261417	60536	66,820	49,840	16,980	25.4%	COPR	HORWITH	CHUX107
09/02/08	09/26/08	003261418	60537	49,040	49,000	40	0.1%	COPR	HORWITH	CHUX173
09/02/08	09/26/08	003261419	60538	68,600	51,680	16,920	24.7%	COPR	HORWITH	CHUX173
09/02/08	09/26/08	003261420	60539	68,300	52,220	16,080	23.5%	COPR	HORWITH	CHUX173
09/02/08	09/26/08	003261421	60540	18,800	51,840	(33,040)	-175.7%	COPR	HORWITH	CHUX173
09/02/08	09/26/08	003261422	60541	20,120	51,460	(31,340)	-155.8%	COPR	HORWITH	NDYX320318
09/02/08	09/26/08	003261423	60542	68,600	51,160	17,440	25.4%	COPR	HORWITH	NDYX320318
09/02/08	09/26/08	003261424	60543	68,660	49,720	18,940	27.6%	COPR	HORWITH	NDYX320318
09/02/08	09/26/08	003261425	60544	21,360	51,120	(29,760)	-139.3%	COPR	HORWITH	JTLX177
09/02/08	09/26/08	003261426	60545	42,660	49,840	(7,180)	-16.8%	COPR	HORWITH	NDYX320318
09/02/08	09/26/08	003261427	60546	76,660	50,100	26,560	34.6%	COPR	HORWITH	JTLX177
09/02/08	09/26/08	003261428	60547	68,300	50,960	17,340	25.4%	COPR	HORWITH	JTLX177
09/02/08	09/26/08	003261429	60548	77,120	50,400	26,720	34.6%	COPR	HORWITH	CHUX220
09/02/08	09/26/08	003261430	60549	66,280	49,660	16,620	25.1%	COPR	HORWITH	CHUX220
09/02/08	09/26/08	003261431	60550	28,620	51,580	(22,960)	-80.2%	COPR	HORWITH	CHUX220
09/02/08	09/26/08	003261432	60551	28,640	50,200	(21,560)	-75.3%	COPR	HORWITH	CHUX220
09/02/08	10/10/08	003261433	60552	15,760	50,660	(34,900)	-221.4%	COPR	HORWITH	CITX300145
09/02/08	10/10/08	003261434	60553	68,640	50,720	17,920	26.1%	COPR	HORWITH	CEFX35823
09/02/08	10/10/08	003261435	60554	34,940	50,440	(15,500)	-44.4%	COPR	HORWITH	CEFX35823
09/02/08	10/10/08	003261436	60555	67,840	51,840	16,000	23.6%	COPR	HORWITH	CEFX35823
09/02/08	10/10/08	003261437	60556	32,940	51,440	(18,500)	-56.2%	COPR	HORWITH	CEFX35823
09/02/08	10/10/08	003261438	60557	68,680	51,660	17,020	24.8%	COPR	HORWITH	CITX300145
09/02/08	10/10/08	003261439	60558	67,980	52,420	15,560	22.9%	COPR	HORWITH	CITX300145
09/02/08	10/10/08	003261440	60559	54,480	52,260	2,220	4.1%	COPR	HORWITH	CITX300145
09/02/08	09/26/08	003261441	60560	76,600	51,160	25,440	33.2%	COPR	HORWITH	CHUX227
09/02/08	09/26/08	003261442	60561	76,820	51,780	25,040	32.6%	COPR	HORWITH	CHUX227
09/02/08	09/26/08	003261443	60562	26,380	49,900	(23,520)	-89.2%	COPR	HORWITH	CHUX227
09/02/08	09/26/08	003261444	60563	26,360	51,660	(25,300)	-96.0%	COPR	HORWITH	CHUX227
09/02/08	09/26/08	003261445	60564	26,440	50,980	(24,540)	-92.8%	COPR	HORWITH	JTLX232
09/02/08	09/26/08	003261446	60565	76,580	51,160	25,420	33.2%	COPR	HORWITH	JTLX232
09/02/08	09/26/08	003261447	60566	39,240	50,700	(11,460)	-29.2%	COPR	HORWITH	JTLX232
09/02/08	09/26/08	003261448	60567	66,620	52,040	14,580	21.9%	COPR	HORWITH	JTLX232
09/02/08	09/26/08	003261449	60568	68,720	52,160	16,560	24.1%	COPR	HORWITH	NDYX320344
09/02/08	09/26/08	003261450	60569	39,340	52,180	(12,840)	-32.6%	COPR	HORWITH	JTLX267
09/02/08	09/26/08	003261451	60570	67,880	52,300	15,580	23.0%	COPR	HORWITH	NDYX320344
09/02/08	09/26/08	003261452	60571	41,380	52,220	(10,840)	-26.2%	COPR	HORWITH	NDYX320344
09/02/08	09/26/08	003261453	60572	32,380	51,360	(18,980)	-58.6%	COPR	HORWITH	JTLX177
09/02/08	09/26/08	003261454	60573	41,760	50,400	(8,640)	-20.7%	COPR	HORWITH	JTLX30174
09/02/08	09/26/08	003261455	60574	67,100	51,120	15,980	23.8%	COPR	HORWITH	JTLX30174
09/02/08	09/26/08	003261456	60575	68,380	50,820	17,560	25.7%	COPR	HORWITH	JTLX30174
09/02/08	09/26/08	003261457	60576	36,260	50,800	(14,540)	-40.1%	COPR	HORWITH	CHUX312
09/02/08	09/26/08	003261458	60577	26,060	50,660	(24,600)	-94.4%	COPR	HORWITH	JTLX30174
09/02/08	09/26/08	003261459	60578	68,400	52,240	16,160	23.6%	COPR	HORWITH	CHUX312
09/02/08	09/26/08	003261460	60579	69,040	51,480	17,560	25.4%	COPR	HORWITH	CHUX312
09/02/08	09/26/08	003261461	60580	77,140	52,660	24,480	31.7%	COPR	HORWITH	JTLX267
09/02/08	09/26/08	003261462	60581	25,580	49,760	(24,180)	-94.5%	COPR	HORWITH	CHUX312
09/02/08	09/26/08	003261463	60582	25,060	50,800	(25,740)	-102.7%	COPR	HORWITH	JTLX267
09/02/08	09/26/08	003261464	60583	66,520	51,500	15,020	22.6%	COPR	HORWITH	JTLX267
09/03/08	09/26/08	003261465	60584	37,800	50,300	(12,500)	-33.1%	COPR	HORWITH	CITX300159
09/03/08	09/26/08	003261466	60585	68,300	50,960	17,340	25.4%	COPR	HORWITH	CITX300159
09/03/08	09/26/08	003261467	60586	68,240	50,580	17,660	25.9%	COPR	HORWITH	CITX300159
09/03/08	09/26/08	003261468	60587	29,980	51,480	(21,500)	-71.7%	COPR	HORWITH	CITX300159
09/03/08	10/10/08	003261469	60588	57,900	51,720	6,180	10.7%	COPR	HORWITH	JTLX30137
09/03/08	10/10/08	003261470	60589	77,320	51,740	25,580	33.1%	COPR	HORWITH	JTLX30137
09/03/08	10/10/08	003261471	60590	33,760	50,700	(16,940)	-50.2%	COPR	HORWITH	JTLX30137
09/03/08	10/10/08	003261472	60591	33,760	50,980	(17,220)	-51.0%	COPR	HORWITH	JTLX30137
09/03/08	09/26/08	003261473	60592	51,980	51,620	360	0.7%	COPR	HORWITH	CHUX295
09/03/08	09/26/08	003261474	60593	67,320	52,020	15,300	22.7%	COPR	HORWITH	CHUX295
09/03/08	09/26/08	003261475	60594	76,780	52,220	24,560	32.0%	COPR	HORWITH	CHUX295
09/03/08	09/26/08	003261476	60595	10,220	51,160	(40,940)	-400.6%	COPR	HORWITH	CHUX295

Honeywell

HONEYWELL SA-7 USE HAZARDOUS WASTE TRACKING (2006)										
Date Shipped	Date of Return Manifest	State Manifest	Man. Doc #	Facilty Manifest Weight (lbs)	Estimated Weight (lbs)	Manifest - Estimate (lbs)	Manifest - Estimate (%)	Material	Transporter	RAILCAR #
09/03/08	09/26/08	003261477	60596	50,560	52,260	(1,700)	-3.4%	COPR	HORWITH	CHUX257
09/03/08	09/26/08	003261478	60597	68,680	51,440	17,240	25.1%	COPR	HORWITH	CHUX257
09/03/08	09/26/08	003261479	60598	68,980	51,100	17,880	25.9%	COPR	HORWITH	CHUX257
09/03/08	09/26/08	003261480	60599	15,520	50,540	(35,020)	-225.6%	COPR	HORWITH	CHUX257
09/03/08	10/10/08	003261481	60600	16,260	51,300	(35,040)	-215.5%	COPR	HORWITH	CITX300013
09/03/08	10/10/08	003261482	60601	76,640	50,880	25,760	33.6%	COPR	HORWITH	CITX300013
09/03/08	10/10/08	003261483	60602	76,860	50,260	26,600	34.6%	COPR	HORWITH	CITX300013
09/03/08	10/10/08	003261484	60603	33,580	51,480	(17,900)	-53.3%	COPR	HORWITH	CITX300013
09/03/08	09/26/08	003261485	60604	12,780	49,300	(36,520)	-285.8%	COPR	HORWITH	CHUX237
09/03/08	09/26/08	003261486	60605	67,600	49,300	18,300	27.1%	COPR	HORWITH	CHUX237
09/03/08	09/26/08	003261487	60606	66,980	50,880	16,100	24.0%	COPR	HORWITH	CHUX237
09/03/08	09/26/08	003261488	60607	51,520	50,440	1,080	2.1%	COPR	HORWITH	CHUX237
09/03/08	09/26/08	003261489	60608	58,460	48,980	9,480	16.2%	COPR	HORWITH	JTLX80
09/03/08	10/10/08	003261490	60609	54,640	50,060	4,580	8.4%	COPR	HORWITH	JTLX130
09/03/08	09/26/08	003261491	60610	68,900	49,160	19,740	28.7%	COPR	HORWITH	JTLX80
09/03/08	09/26/08	003261492	60611	34,560	51,440	(16,880)	-48.8%	COPR	HORWITH	JTLX80
09/03/08	09/26/08	003261493	60612	34,580	49,460	(14,880)	-43.0%	COPR	HORWITH	JTLX80
09/03/08	10/10/08	003261494	60613	68,720	50,360	18,360	26.7%	COPR	HORWITH	JTLX130
09/03/08	10/10/08	003261495	60614	77,520	49,880	27,640	35.7%	COPR	HORWITH	JTLX30143
09/03/08	10/10/08	003261496	60615	8,280	50,540	(42,260)	-510.4%	COPR	HORWITH	JTLX130
09/03/08	10/10/08	003261497	60616	68,780	50,480	18,300	26.6%	COPR	HORWITH	JTLX130
09/03/08	10/10/08	003261498	60617	47,580	50,820	(3,240)	-6.8%	COPR	HORWITH	JTLX30143
09/03/08	10/10/08	003261499	60618	66,740	51,040	15,700	23.5%	COPR	HORWITH	JTLX30143
09/03/08	10/10/08	003261500	60619	8,220	50,600	(42,380)	-515.6%	COPR	HORWITH	JTLX30143
09/03/08	09/26/08	003261509	60620	47,620	49,480	(1,860)	-3.9%	COPR	HORWITH	CEFX35243
09/03/08	09/26/08	003261510	60621	66,240	51,320	14,920	22.5%	COPR	HORWITH	CEFX35243
09/03/08	09/26/08	003261511	60622	78,300	51,780	26,520	33.9%	COPR	HORWITH	CEFX35243
09/03/08	09/26/08	003261512	60623	10,320	51,340	(41,020)	-397.5%	COPR	HORWITH	CEFX35243
09/03/08	09/26/08	003261513	60624	37,040	51,700	(14,660)	-39.6%	COPR	HORWITH	CITX300153
09/03/08	09/26/08	003261514	60625	68,160	51,100	17,060	25.0%	COPR	HORWITH	CITX300153
09/03/08	09/26/08	003261520	60626	67,800	49,680	18,120	26.7%	COPR	HORWITH	CITX300153
09/03/08	09/26/08	003261523	60627	29,180	51,480	(22,300)	-76.4%	COPR	HORWITH	CITX300153
09/03/08	09/26/08	003261524	60628	37,700	50,560	(12,860)	-34.1%	COPR	HORWITH	CHUX242
09/03/08	09/26/08	003261525	60629	68,360	51,860	16,500	24.1%	COPR	HORWITH	CHUX242
09/03/08	09/26/08	003261526	60630	68,560	51,780	16,780	24.5%	COPR	HORWITH	CHUX242
09/03/08	09/26/08	003261527	60631	31,540	52,380	(20,840)	-66.1%	COPR	HORWITH	CHUX242
09/03/08	09/26/08	003261528	60632	18,100	51,800	(33,700)	-186.2%	COPR	HORWITH	CHUX111
09/03/08	09/26/08	003261529	60633	67,900	51,040	16,860	24.8%	COPR	HORWITH	CHUX111
09/03/08	09/26/08	003261530	60634	76,760	50,280	26,480	34.5%	COPR	HORWITH	CHUX111
09/03/08	09/26/08	003261531	60635	40,880	50,560	(9,680)	-23.7%	COPR	HORWITH	CHUX111
09/03/08	09/26/08	003261532	60636	16,480	51,140	(34,660)	-210.3%	COPR	HORWITH	CHUX195
09/03/08	09/26/08	003261533	60637	68,780	50,180	18,600	27.0%	COPR	HORWITH	CHUX195
09/03/08	09/26/08	003261534	60638	67,320	49,720	17,600	26.1%	COPR	HORWITH	CHUX195
09/03/08	09/26/08	003261535	60639	48,940	51,180	(2,240)	-4.6%	COPR	HORWITH	CHUX195
09/03/08	09/26/08	003261536	60640	76,580	50,900	25,680	33.5%	COPR	HORWITH	CITX300106
09/03/08	09/26/08	003261537	60641	76,920	50,860	26,060	33.9%	COPR	HORWITH	CITX300106
09/03/08	09/26/08	003261538	60642	26,100	51,480	(25,380)	-97.2%	COPR	HORWITH	CITX300106
09/03/08	09/26/08	003261539	60643	26,100	51,300	(25,200)	-96.6%	COPR	HORWITH	CITX300106
09/03/08	09/26/08	003261540	60644	58,680	50,200	8,480	14.5%	COPR	HORWITH	CHUX296
09/03/08	09/26/08	003261541	60645	77,120	51,440	25,680	33.3%	COPR	HORWITH	CHUX296
09/03/08	09/26/08	003261542	60646	33,300	51,240	(17,940)	-53.9%	COPR	HORWITH	CHUX296
09/03/08	09/26/08	003261543	60647	60,740	51,520	9,220	15.2%	COPR	HORWITH	CHUX217
09/03/08	09/26/08	003261544	60648	33,300	48,920	(15,620)	-46.9%	COPR	HORWITH	CHUX296
09/03/08	09/26/08	003261545	60649	67,980	50,220	17,760	26.1%	COPR	HORWITH	CHUX217
09/03/08	09/26/08	003261546	60650	67,720	51,860	15,860	23.4%	COPR	HORWITH	CHUX217
09/03/08	10/10/08	003261547	60651	20,460	50,960	(30,500)	-149.1%	COPR	HORWITH	JTLX151
09/03/08	09/26/08	003261548	60652	8,000	52,040	(44,040)	-550.5%	COPR	HORWITH	CHUX217
09/03/08	10/10/08	003261549	60653	76,780	50,780	26,000	33.9%	COPR	HORWITH	JTLX151
09/03/08	10/10/08	003261550	60654	37,680	52,260	(14,580)	-38.7%	COPR	HORWITH	JTLX151
09/03/08	10/10/08	003261551	60655	68,800	51,380	17,420	25.3%	COPR	HORWITH	JTLX151
09/04/08	09/26/08	003261552	60656	76,820	49,680	27,140	35.3%	COPR	HORWITH	JTLX240
09/04/08	09/26/08	003261553	60657	76,740	49,820	26,920	35.1%	COPR	HORWITH	JTLX240
09/04/08	09/26/08	003261554	60658	23,600	50,660	(27,060)	-114.7%	COPR	HORWITH	JTLX240
09/04/08	09/26/08	003261555	60659	23,620	51,460	(27,840)	-117.9%	COPR	HORWITH	JTLX240
09/04/08	10/10/08	003261556	60660	23,360	50,180	(26,820)	-114.8%	COPR	HORWITH	CHUX204
09/04/08	10/10/08	003261557	60661	67,680	50,080	17,600	26.0%	COPR	HORWITH	CHUX204
09/04/08	10/10/08	003261558	60662	68,100	50,300	17,800	26.1%	COPR	HORWITH	CHUX204
09/04/08	10/10/08	003261559	60663	38,360	51,240	(12,880)	-33.6%	COPR	HORWITH	CHUX204
09/04/08	10/10/08	003261560	60664	21,480	50,840	(29,360)	-136.7%	COPR	HORWITH	CHUX178
09/04/08	10/10/08	003261561	60665	68,260	50,540	17,720	26.0%	COPR	HORWITH	CHUX178
09/04/08	10/10/08	003261562	60666	68,820	51,660	17,160	24.9%	COPR	HORWITH	CHUX178
09/04/08	10/10/08	003261563	60667	45,320	51,220	(5,900)	-13.0%	COPR	HORWITH	CHUX178
09/04/08	10/10/08	003261564	60668	15,380	52,220	(36,840)	-239.5%	COPR	HORWITH	CHUX100
09/04/08	10/10/08	003261565	60669	77,760	50,960	26,800	34.5%	COPR	HORWITH	CHUX100

Honeywell

HONEYWELL SA-7 USE HAZARDOUS WASTE TRACKING (2006)										
Date Shipped	Date of Return Manifest	State Manifest	Man. Doc #	Facilty Manifest Weight (lbs)	Estimated Weight (lbs)	Manifest - Estimate (lbs)	Manifest - Estimate (%)	Material	Transporter	RAILCAR #
09/04/08	10/10/08	003261566	60670	68,740	51,220	17,520	25.5%	COPR	HORWITH	CHUX100
09/04/08	10/10/08	003261567	60671	42,960	50,260	(7,300)	-17.0%	COPR	HORWITH	CHUX100
09/04/08	10/10/08	003261568	60672	37,700	49,880	(12,180)	-32.3%	COPR	HORWITH	CEFX35839
09/04/08	10/10/08	003261569	60673	68,420	50,740	17,680	25.8%	COPR	HORWITH	CEFX35839
09/04/08	10/10/08	003261570	60674	69,080	50,660	18,420	26.7%	COPR	HORWITH	CEFX35839
09/04/08	10/10/08	003261571	60675	29,160	50,860	(21,700)	-74.4%	COPR	HORWITH	CEFX35839
09/04/08	10/10/08	003261572	60676	67,880	51,980	15,900	23.4%	COPR	HORWITH	CITX300110
09/04/08	10/10/08	003261573	60677	67,700	51,080	16,620	24.5%	COPR	HORWITH	CITX300110
09/04/08	10/10/08	003261574	60678	30,760	50,180	(19,420)	-63.1%	COPR	HORWITH	CITX300110
09/04/08	10/10/08	003261575	60679	30,780	51,200	(20,420)	-66.3%	COPR	HORWITH	CITX300110
09/04/08	10/10/08	003261576	60680	60,280	49,240	11,040	18.3%	COPR	HORWITH	NRLX527630
09/04/08	10/10/08	003261577	60681	70,240	50,440	19,800	28.2%	COPR	HORWITH	NRLX527630
09/04/08	10/10/08	003261578	60682	34,520	49,900	(15,380)	-44.6%	COPR	HORWITH	NRLX527630
09/04/08	10/10/08	003261579	60683	34,520	51,260	(16,740)	-48.5%	COPR	HORWITH	NRLX527630
09/04/08	09/26/08	003261580	60684	45,220	49,040	(3,820)	-8.4%	COPR	HORWITH	JTLX30168
09/04/08	09/26/08	003261581	60685	68,620	52,320	16,300	23.8%	COPR	HORWITH	JTLX30168
09/04/08	09/26/08	003261582	60686	67,320	49,680	17,640	26.2%	COPR	HORWITH	JTLX30168
09/04/08	10/10/08	003261583	60687	68,580	50,900	17,680	25.8%	COPR	HORWITH	JTLX194
09/04/08	09/26/08	003261584	60688	21,520	51,180	(29,660)	-137.8%	COPR	HORWITH	JTLX30168
09/04/08	10/10/08	003261585	60689	69,000	50,440	18,560	26.9%	COPR	HORWITH	JTLX194
09/04/08	10/10/08	003261586	60690	31,040	50,360	(19,320)	-62.2%	COPR	HORWITH	JTLX194
09/04/08	10/10/08	003261587	60691	31,040	50,900	(19,860)	-64.0%	COPR	HORWITH	JTLX194
09/04/08	09/26/08	003261588	60692	22,340	50,880	(28,540)	-127.8%	COPR	HORWITH	CHUX186
09/04/08	09/26/08	003261589	60693	68,180	51,220	16,960	24.9%	COPR	HORWITH	CHUX186
09/04/08	09/26/08	003261590	60694	68,960	50,340	18,620	27.0%	COPR	HORWITH	CHUX186
09/04/08	09/26/08	003261591	60695	40,620	50,560	(9,940)	-24.5%	COPR	HORWITH	CHUX186
09/04/08	09/26/08	003261592	60696	52,400	51,500	900	1.7%	COPR	HORWITH	CHUX263
09/04/08	09/26/08	003261593	60697	69,080	51,960	17,120	24.8%	COPR	HORWITH	CHUX263
09/04/08	09/26/08	003261594	60698	68,240	50,560	17,680	25.9%	COPR	HORWITH	CHUX263
09/04/08	09/26/08	003261595	60699	15,520	51,260	(35,740)	-230.3%	COPR	HORWITH	CHUX263
09/04/08	10/10/08	003261596	60700	21,220	49,760	(28,540)	-134.5%	COPR	HORWITH	CITX300166
09/04/08	10/10/08	003261597	60701	69,120	52,380	16,740	24.2%	COPR	HORWITH	CITX300166
09/04/08	10/10/08	003261598	60702	67,340	51,040	16,300	24.2%	COPR	HORWITH	CITX300166
09/04/08	10/10/08	003261599	60703	44,980	51,060	(6,080)	-13.5%	COPR	HORWITH	CITX300166
09/04/08	10/10/08	003261600	60704	68,700	50,580	18,120	26.4%	COPR	HORWITH	NRLX527909
09/04/08	10/10/08	003261601	60705	17,020	50,400	(33,380)	-196.1%	COPR	HORWITH	NRLX527909
09/04/08	10/10/08	003261602	60706	68,960	50,520	18,440	26.7%	COPR	HORWITH	NRLX527909
09/04/08	10/10/08	003261603	60707	45,360	50,100	(4,740)	-10.4%	COPR	HORWITH	NRLX527909
09/04/08	09/26/08	003261604	60708	7,680	50,740	(43,060)	-560.7%	COPR	HORWITH	JTLX30133
09/04/08	09/26/08	003261605	60709	66,000	51,060	14,940	22.6%	COPR	HORWITH	JTLX30133
09/04/08	09/26/08	003261606	60710	77,120	49,720	27,400	35.5%	COPR	HORWITH	JTLX30133
09/04/08	09/26/08	003261607	60711	51,060	52,180	(1,120)	-2.2%	COPR	HORWITH	JTLX30133
09/04/08	09/26/08	003261608	60712	37,360	51,540	(14,180)	-38.0%	COPR	HORWITH	CHUX326
09/04/08	09/26/08	003261609	60713	77,500	52,120	25,380	32.7%	COPR	HORWITH	CHUX326
09/04/08	09/26/08	003261610	60714	68,700	49,800	18,900	27.5%	COPR	HORWITH	CHUX326
09/04/08	09/26/08	003261611	60715	16,560	51,780	(35,220)	-212.7%	COPR	HORWITH	CHUX326
09/04/08	09/26/08	003261612	60716	62,080	51,820	10,260	16.5%	COPR	HORWITH	CHUX327
09/04/08	09/26/08	003261613	60717	66,500	51,800	14,700	22.1%	COPR	HORWITH	CHUX327
09/04/08	09/26/08	003261614	60718	38,660	52,400	(13,740)	-35.5%	COPR	HORWITH	CHUX327
09/04/08	09/26/08	003261615	60719	38,660	52,060	(13,400)	-34.7%	COPR	HORWITH	CHUX327
09/04/08	09/26/08	003261616	60720	6,900	51,260	(44,360)	-642.9%	COPR	HORWITH	CHUX145
09/04/08	09/26/08	003261617	60721	68,100	52,160	15,940	23.4%	COPR	HORWITH	CHUX145
09/04/08	09/26/08	003261618	60722	76,580	52,020	24,560	32.1%	COPR	HORWITH	CHUX145
09/04/08	10/10/08	003261619	60723	24,780	52,400	(27,620)	-111.5%	COPR	HORWITH	DJLX98519
09/04/08	09/26/08	003261620	60724	55,220	51,100	4,120	7.5%	COPR	HORWITH	CHUX145
09/04/08	10/10/08	003261621	60725	77,120	51,100	26,020	33.7%	COPR	HORWITH	DJLX98519
09/04/08	10/10/08	003261622	60726	68,320	49,920	18,400	26.9%	COPR	HORWITH	DJLX98519
09/04/08	10/10/08	003261623	60727	38,340	50,880	(12,540)	-32.7%	COPR	HORWITH	DJLX98519
09/05/08	10/10/08	003261624	60728	34,680	51,960	(17,280)	-49.8%	COPR	HORWITH	CHUX203
09/05/08	10/10/08	003261625	60729	68,540	51,420	17,120	25.0%	COPR	HORWITH	CHUX203
09/05/08	10/10/08	003261626	60730	68,960	49,220	19,740	28.6%	COPR	HORWITH	CHUX203
09/05/08	10/10/08	003261627	60731	34,680	50,220	(15,540)	-44.8%	COPR	HORWITH	CHUX203
09/05/08	10/10/08	003261628	60732	48,600	51,300	(2,700)	-5.6%	COPR	HORWITH	CHUX205
09/05/08	10/10/08	003261629	60733	76,680	51,500	25,180	32.8%	COPR	HORWITH	CHUX205
09/05/08	10/10/08	003261630	60734	38,740	50,460	(11,720)	-30.3%	COPR	HORWITH	CHUX205
09/05/08	10/10/08	003261631	60735	38,760	48,840	(10,080)	-26.0%	COPR	HORWITH	CHUX205
09/05/08	10/15/08	003261632	60736	44,080	49,580	(5,500)	-12.5%	COPR	HORWITH	CHUX243
09/05/08	10/15/08	003261633	60737	68,720	49,140	19,580	28.5%	COPR	HORWITH	CHUX243
09/05/08	10/15/08	003261634	60738	67,660	50,740	16,920	25.0%	COPR	HORWITH	CHUX243
09/05/08	10/15/08	003261635	60739	19,860	50,780	(30,920)	-155.7%	COPR	HORWITH	CHUX243
09/05/08	10/10/08	003261636	60740	16,000	52,300	(36,300)	-226.9%	COPR	HORWITH	CITX300022
09/05/08	10/10/08	003261637	60741	69,480	52,260	17,220	24.8%	COPR	HORWITH	CITX300022
09/05/08	10/10/08	003261638	60742	68,740	49,140	19,600	28.5%	COPR	HORWITH	CITX300022
09/05/08	10/10/08	003261639	60743	49,360	49,960	(600)	-1.2%	COPR	HORWITH	CITX300022

Honeywell

HONEYWELL SA-7 USE HAZARDOUS WASTE TRACKING (2006)										
Date Shipped	Date of Return Manifest	State Manifest	Man. Doc #	Facilty Manifest Weight (lbs)	Estimated Weight (lbs)	Manifest - Estimate (lbs)	Manifest - Estimate (%)	Material	Transporter	RAILCAR #
09/05/08	09/26/08	003261640	60744	28,220	51,900	(23,680)	-83.9%	COPR	HORWITH	CHUX307
09/05/08	09/26/08	003261641	60745	68,180	49,760	18,420	27.0%	COPR	HORWITH	CHUX307
09/05/08	09/26/08	003261642	60746	77,880	49,240	28,640	36.8%	COPR	HORWITH	CHUX307
09/05/08	09/26/08	003261643	60747	29,340	49,360	(20,020)	-68.2%	COPR	HORWITH	CHUX307
09/05/08	10/10/08	003261644	60748	21,500	51,220	(29,720)	-138.2%	COPR	HORWITH	CEFX35830
09/05/08	10/10/08	003261645	60749	76,880	50,160	26,720	34.8%	COPR	HORWITH	CEFX35830
09/05/08	10/10/08	003261646	60750	66,180	51,680	14,500	21.9%	COPR	HORWITH	CEFX35830
09/05/08	10/10/08	003261647	60751	39,240	50,240	(11,000)	-28.0%	COPR	HORWITH	CEFX35830
09/05/08	10/10/08	003261648	60752	55,260	50,040	5,220	9.4%	COPR	HORWITH	JTLX30116
09/05/08	10/10/08	003261649	60753	68,460	51,280	17,180	25.1%	COPR	HORWITH	JTLX30116
09/05/08	10/10/08	003261650	60754	12,940	51,680	(38,740)	-299.4%	COPR	HORWITH	JTLX30116
09/05/08	10/10/08	003261651	60755	67,180	50,900	16,280	24.2%	COPR	HORWITH	JTLX30116
09/05/08	10/10/08	003261652	60756	35,960	51,100	(15,140)	-42.1%	COPR	HORWITH	CHUX139
09/05/08	10/10/08	003261653	60757	76,680	51,340	25,340	33.0%	COPR	HORWITH	CHUX139
09/05/08	10/10/08	003261654	60758	21,480	49,960	(28,480)	-132.6%	COPR	HORWITH	CHUX139
09/05/08	09/26/08	003261655	60759	50,940	51,100	(160)	-0.3%	COPR	HORWITH	CHUX301
09/05/08	09/26/08	003261656	60760	76,840	51,360	25,480	33.2%	COPR	HORWITH	CHUX301
09/05/08	10/10/08	003261657	60761	68,380	51,360	17,020	24.9%	COPR	HORWITH	CHUX139
09/05/08	09/26/08	003261658	60762	34,220	50,220	(16,000)	-46.8%	COPR	HORWITH	CHUX301
09/05/08	09/26/08	003261659	60763	34,220	48,840	(14,620)	-42.7%	COPR	HORWITH	CHUX301
09/05/08	09/26/08	003261660	60764	67,840	50,360	17,480	25.8%	COPR	HORWITH	JTLX263
09/05/08	09/26/08	003261661	60765	77,040	50,080	26,960	35.0%	COPR	HORWITH	JTLX263
09/05/08	09/26/08	003261662	60766	25,140	51,480	(26,340)	-104.8%	COPR	HORWITH	JTLX263
09/05/08	09/26/08	003261663	60767	25,160	50,700	(25,540)	-101.5%	COPR	HORWITH	JTLX263
09/05/08	10/10/08	003261664	60768	36,960	50,440	(13,480)	-36.5%	COPR	HORWITH	CHUX117
09/05/08	10/10/08	003261665	60769	67,080	51,340	15,740	23.5%	COPR	HORWITH	CHUX117
09/05/08	10/10/08	003261666	60770	68,240	51,400	16,840	24.7%	COPR	HORWITH	CHUX117
09/05/08	09/26/08	003261667	60771	18,260	51,320	(33,060)	-181.1%	COPR	HORWITH	CITX300133
09/05/08	10/10/08	003261668	60772	31,900	50,320	(18,420)	-57.7%	COPR	HORWITH	CHUX117
09/05/08	09/26/08	003261669	60773	67,540	52,340	15,200	22.5%	COPR	HORWITH	CITX300133
09/05/08	09/26/08	003261670	60774	67,600	50,200	17,400	25.7%	COPR	HORWITH	CITX300133
09/05/08	09/26/08	003261671	60775	67,340	51,580	15,760	23.4%	COPR	HORWITH	JTLX74
09/05/08	09/26/08	003261672	60776	53,740	52,000	1,740	3.2%	COPR	HORWITH	CITX300133
09/05/08	09/26/08	003261673	60777	41,020	51,560	(10,540)	-25.7%	COPR	HORWITH	JTLX74
09/05/08	09/26/08	003261674	60778	67,920	50,840	17,080	25.1%	COPR	HORWITH	JTLX74
09/05/08	09/26/08	003261675	60779	26,240	50,440	(24,200)	-92.2%	COPR	HORWITH	JTLX74
09/05/08	10/10/08	003261676	60780	68,320	50,520	17,800	26.1%	COPR	HORWITH	JTLX30157
09/05/08	10/10/08	003261677	60781	76,740	51,980	24,760	32.3%	COPR	HORWITH	JTLX30157
09/05/08	10/10/08	003261678	60782	30,120	50,360	(20,240)	-67.2%	COPR	HORWITH	JTLX30157
09/05/08	10/10/08	003261679	60783	30,120	51,000	(20,880)	-69.3%	COPR	HORWITH	JTLX30157
09/05/08	09/26/08	003261680	60784	69,100	52,500	16,600	24.0%	COPR	HORWITH	JTLX30150
09/05/08	09/26/08	003261681	60785	33,520	49,860	(16,340)	-48.7%	COPR	HORWITH	JTLX30150
09/05/08	09/26/08	003261682	60786	67,380	50,740	16,640	24.7%	COPR	HORWITH	JTLX30150
09/05/08	09/26/08	003261683	60787	40,780	50,840	(10,060)	-24.7%	COPR	HORWITH	CHUX122
09/05/08	09/26/08	003261684	60788	33,520	51,320	(17,800)	-53.1%	COPR	HORWITH	JTLX30150
09/05/08	09/26/08	003261685	60789	68,260	52,220	16,040	23.5%	COPR	HORWITH	CHUX122
09/05/08	09/26/08	003261686	60790	68,840	49,120	19,720	28.6%	COPR	HORWITH	CHUX122
09/05/08	09/26/08	003261687	60791	26,240	52,560	(26,320)	-100.3%	COPR	HORWITH	CHUX122
09/05/08	10/10/08	003261688	60792	39,200	52,400	(13,200)	-33.7%	COPR	HORWITH	JTLX273
09/05/08	10/10/08	003261689	60793	68,620	50,260	18,360	26.8%	COPR	HORWITH	JTLX273
09/05/08	10/10/08	003261690	60794	28,020	49,800	(21,780)	-77.7%	COPR	HORWITH	JTLX273
09/05/08	10/10/08	003261691	60795	67,760	51,840	15,920	23.5%	COPR	HORWITH	JTLX273
09/05/08	10/10/08	003261692	60796	22,160	50,520	(28,360)	-128.0%	COPR	HORWITH	CITX300164
09/05/08	10/10/08	003261693	60797	68,000	51,660	16,340	24.0%	COPR	HORWITH	CITX300164
09/05/08	10/10/08	003261694	60798	76,880	50,780	26,100	33.9%	COPR	HORWITH	CITX300164
09/05/08	10/10/08	003261695	60799	36,180	51,340	(15,160)	-41.9%	COPR	HORWITH	CITX300164
09/08/08	10/15/08	003261696	60800	67,820	48,760	19,060	28.1%	COPR	HORWITH	JTLX30154
09/08/08	10/15/08	003261697	60801	68,880	50,960	17,920	26.0%	COPR	HORWITH	JTLX30154
09/08/08	10/15/08	003261698	60802	34,740	51,660	(16,920)	-48.7%	COPR	HORWITH	JTLX30154
09/08/08	10/15/08	003261699	60803	34,740	51,940	(17,200)	-49.5%	COPR	HORWITH	JTLX30154
09/08/08	10/06/08	003261700	60804	38,220	51,620	(13,400)	-35.1%	COPR	HORWITH	JTLX30117
09/08/08	10/06/08	003261701	60805	76,640	51,780	24,860	32.4%	COPR	HORWITH	JTLX30117
09/08/08	10/06/08	003261702	60806	68,060	50,840	17,220	25.3%	COPR	HORWITH	JTLX30117
09/08/08	10/06/08	003261703	60807	23,300	52,400	(29,100)	-124.9%	COPR	HORWITH	JTLX30117
09/08/08	10/06/08	003261704	60808	38,540	49,360	(10,820)	-28.1%	COPR	HORWITH	CHUX113
09/08/08	10/06/08	003261705	60809	68,200	49,320	18,880	27.7%	COPR	HORWITH	CHUX280
09/08/08	10/06/08	003261706	60810	68,860	50,360	18,500	26.9%	COPR	HORWITH	CHUX280
09/08/08	10/06/08	003261707	60811	45,700	50,880	(5,180)	-11.3%	COPR	HORWITH	CHUX113
09/08/08	10/06/08	003261708	60812	34,320	50,880	(16,560)	-48.3%	COPR	HORWITH	CHUX280
09/08/08	10/06/08	003261709	60813	34,320	51,340	(17,020)	-49.6%	COPR	HORWITH	CHUX280
09/08/08	10/06/08	003261710	60814	77,360	50,620	26,740	34.6%	COPR	HORWITH	CHUX113
09/08/08	10/06/08	003261711	60815	38,540	50,320	(11,780)	-30.6%	COPR	HORWITH	CHUX113
09/08/08	10/06/08	003261712	60816	67,720	50,040	17,680	26.1%	COPR	HORWITH	CHUX147
09/08/08	10/06/08	003261713	60817	67,120	50,940	16,180	24.1%	COPR	HORWITH	CHUX147

Honeywell

HONEYWELL SA-7 USE HAZARDOUS WASTE TRACKING (2006)										
Date Shipped	Date of Return Manifest	State Manifest	Man. Doc #	Facilty Manifest Weight (lbs)	Estimated Weight (lbs)	Manifest - Estimate (lbs)	Manifest - Estimate (%)	Material	Transporter	RAILCAR #
09/08/08	10/06/08	003261714	60818	33,640	50,200	(16,560)	-49.2%	COPR	HORWITH	CHUX147
09/08/08	10/06/08	003261715	60819	58,940	51,700	7,240	12.3%	COPR	HORWITH	JTLX30101
09/08/08	10/06/08	003261716	60820	33,640	50,860	(17,220)	-51.2%	COPR	HORWITH	CHUX147
09/08/08	10/06/08	003261717	60821	69,080	50,280	18,800	27.2%	COPR	HORWITH	JTLX30101
09/08/08	10/06/08	003261718	60822	34,620	48,420	(13,800)	-39.9%	COPR	HORWITH	JTLX30101
09/08/08	10/06/08	003261719	60823	34,620	48,260	(13,640)	-39.4%	COPR	HORWITH	JTLX30101
09/08/08	10/10/08	003261720	60824	55,120	51,420	3,700	6.7%	COPR	HORWITH	CITX300105
09/08/08	10/10/08	003261721	60825	68,440	51,920	16,520	24.1%	COPR	HORWITH	CITX300105
09/08/08	10/10/08	003261722	60826	38,560	49,060	(10,500)	-27.2%	COPR	HORWITH	CITX300105
09/08/08	10/10/08	003261723	60827	38,560	49,520	(10,960)	-28.4%	COPR	HORWITH	CITX300105
09/08/08	10/06/08	003261724	60828	15,100	48,900	(33,800)	-223.8%	COPR	HORWITH	CITX300131
09/08/08	10/06/08	003261725	60829	67,740	49,640	18,100	26.7%	COPR	HORWITH	CITX300131
09/08/08	10/06/08	003261726	60830	67,980	52,300	15,680	23.1%	COPR	HORWITH	CITX300131
09/08/08	10/06/08	003261727	60831	47,720	48,380	(660)	-1.4%	COPR	HORWITH	CITX300131
09/08/08	10/10/08	003261728	60832	69,200	50,360	18,840	27.2%	COPR	HORWITH	JTLX192
09/08/08	10/10/08	003261729	60833	26,760	50,700	(23,940)	-89.5%	COPR	HORWITH	JTLX192
09/08/08	10/10/08	003261730	60834	76,880	49,020	27,860	36.2%	COPR	HORWITH	JTLX192
09/08/08	10/10/08	003261731	60835	26,760	49,980	(23,220)	-86.8%	COPR	HORWITH	JTLX192
09/08/08	10/06/08	003261732	60836	76,720	49,840	26,880	35.0%	COPR	HORWITH	CHUX164
09/08/08	10/06/08	003261733	60837	68,100	49,900	18,200	26.7%	COPR	HORWITH	CHUX164
09/08/08	10/06/08	003261734	60838	34,260	51,340	(17,080)	-49.9%	COPR	HORWITH	CHUX164
09/08/08	10/06/08	003261735	60839	34,260	50,880	(16,620)	-48.5%	COPR	HORWITH	CHUX164
09/08/08	10/06/08	003261736	60840	26,320	51,080	(24,760)	-94.1%	COPR	HORWITH	CITX300023
09/08/08	10/06/08	003261737	60841	69,420	49,060	20,360	29.3%	COPR	HORWITH	CITX300023
09/08/08	10/06/08	003261738	60842	66,880	50,300	16,580	24.8%	COPR	HORWITH	CITX300023
09/08/08	10/06/08	003261739	60843	38,240	50,700	(12,460)	-32.6%	COPR	HORWITH	CITX300023
09/08/08	10/06/08	003261740	60844	40,300	51,300	(11,000)	-27.3%	COPR	HORWITH	CHUX221
09/08/08	10/06/08	003261741	60845	67,780	50,060	17,720	26.1%	COPR	HORWITH	CHUX221
09/08/08	10/06/08	003261742	60846	76,740	50,140	26,600	34.7%	COPR	HORWITH	CHUX221
09/08/08	10/06/08	003261743	60847	17,600	50,620	(33,020)	-187.6%	COPR	HORWITH	CHUX221
09/08/08	10/10/08	003261744	60848	23,040	49,260	(26,220)	-113.8%	COPR	HORWITH	CHUX259
09/08/08	10/10/08	003261745	60849	76,680	51,080	25,600	33.4%	COPR	HORWITH	CHUX259
09/08/08	10/10/08	003261746	60850	68,200	49,240	18,960	27.8%	COPR	HORWITH	CHUX259
09/08/08	10/10/08	003261747	60851	31,500	50,720	(19,220)	-61.0%	COPR	HORWITH	CHUX259
09/09/08	10/06/08	003261748	60852	77,800	50,500	27,300	35.1%	COPR	HORWITH	CITX300028
09/09/08	10/06/08	003261749	60853	76,800	50,040	26,760	34.8%	COPR	HORWITH	CITX300028
09/09/08	10/06/08	003261750	60854	23,540	51,140	(27,600)	-117.2%	COPR	HORWITH	CITX300028
09/09/08	10/06/08	003261751	60855	23,560	51,500	(27,940)	-118.6%	COPR	HORWITH	CITX300028
09/09/08	10/06/08	003261752	60856	16,180	50,600	(34,420)	-212.7%	COPR	HORWITH	JTLX30109
09/09/08	10/06/08	003261753	60857	67,780	50,360	17,420	25.7%	COPR	HORWITH	JTLX30109
09/09/08	10/06/08	003261754	60858	67,760	52,180	15,580	23.0%	COPR	HORWITH	JTLX30109
09/09/08	10/06/08	003261755	60859	49,280	49,880	(600)	-1.2%	COPR	HORWITH	JTLX30109
09/09/08	10/06/08	003261756	60860	14,560	50,280	(35,720)	-245.3%	COPR	HORWITH	CHUX330
09/09/08	10/06/08	003261757	60861	68,680	51,440	17,240	25.1%	COPR	HORWITH	CHUX330
09/09/08	10/06/08	003261758	60862	31,060	**52,080**	(21,020)	-67.7%	COPR	HORWITH	JTLX30136
09/09/08	10/06/08	003261759	60863	68,500	51,760	16,740	24.4%	COPR	HORWITH	CHUX330
09/09/08	10/06/08	003261760	60864	51,260	50,620	640	1.2%	COPR	HORWITH	CHUX330
09/09/08	10/06/08	003261761	60865	67,760	51,800	15,960	23.6%	COPR	HORWITH	JTLX30136
09/09/08	10/06/08	003261762	60866	76,960	51,320	25,640	33.3%	COPR	HORWITH	JTLX30136
09/09/08	10/06/08	003261763	60867	31,060	50,660	(19,600)	-63.1%	COPR	HORWITH	JTLX30136
09/09/08	10/06/08	003261764	60868	29,720	50,480	(20,760)	-69.9%	COPR	HORWITH	JTLX94
09/09/08	10/06/08	003261765	60869	76,740	51,960	24,780	32.3%	COPR	HORWITH	JTLX94
09/09/08	10/06/08	003261766	60870	67,840	51,340	16,500	24.3%	COPR	HORWITH	JTLX94
09/09/08	10/06/08	003261767	60871	30,020	50,440	(20,420)	-68.0%	COPR	HORWITH	JTLX94
09/09/08	10/06/08	003261768	60872	27,720	51,500	(23,780)	-85.8%	COPR	HORWITH	CHUX332
09/09/08	10/06/08	003261769	60873	68,720	51,840	16,880	24.6%	COPR	HORWITH	CHUX332
09/09/08	10/06/08	003261770	60874	68,520	49,960	18,560	27.1%	COPR	HORWITH	CHUX332
09/09/08	10/06/08	003261771	60875	50,960	51,660	(700)	-1.4%	COPR	HORWITH	CHUX267
09/09/08	10/06/08	003261772	60876	37,840	50,540	(12,700)	-33.6%	COPR	HORWITH	CHUX332
09/09/08	10/06/08	003261773	60877	55,640	50,120	5,520	9.9%	COPR	HORWITH	CHUX187
09/09/08	10/06/08	003261774	60878	68,120	50,100	18,020	26.5%	COPR	HORWITH	CHUX187
09/09/08	10/06/08	003261775	60879	67,400	50,300	17,100	25.4%	COPR	HORWITH	CHUX187
09/09/08	10/06/08	003261776	60880	68,240	50,560	17,680	25.9%	COPR	HORWITH	CHUX267
09/09/08	10/06/08	003261777	60881	11,580	50,400	(38,820)	-335.2%	COPR	HORWITH	CHUX187
09/09/08	10/06/08	003261778	60882	68,600	50,640	17,960	26.2%	COPR	HORWITH	CHUX267
09/09/08	10/06/08	003261779	60883	13,040	50,020	(36,980)	-283.6%	COPR	HORWITH	CHUX267
09/09/08	10/06/08	003261780	60884	67,780	50,080	17,700	26.1%	COPR	HORWITH	JTLX30173
09/09/08	10/06/08	003261781	60885	46,600	52,440	(5,840)	-12.5%	COPR	HORWITH	JTLX30173
09/09/08	10/06/08	003261782	60886	67,860	52,300	15,560	22.9%	COPR	HORWITH	JTLX30173
09/09/08	10/06/08	003261783	60887	38,220	50,360	(12,140)	-31.8%	COPR	HORWITH	CITX300033
09/09/08	10/06/08	003261784	60888	23,020	52,080	(29,060)	-126.2%	COPR	HORWITH	JTLX30173
09/09/08	10/06/08	003261785	60889	76,520	51,500	25,020	32.7%	COPR	HORWITH	CITX300033
09/09/08	10/06/08	003261786	60890	68,700	52,140	16,560	24.1%	COPR	HORWITH	CITX300033
09/09/08	10/06/08	003261787	60891	21,920	51,560	(29,640)	-135.2%	COPR	HORWITH	CITX300033

Honeywell

HONEYWELL SA-7 USE HAZARDOUS WASTE TRACKING (2006)										
Date Shipped	Date of Return Manifest	State Manifest	Man. Doc #	Facilty Manifest Weight (lbs)	Estimated Weight (lbs)	Manifest - Estimate (lbs)	Manifest - Estimate (%)	Material	Transporter	RAILCAR #
09/09/08	10/06/08	003261788	60892	53,700	50,860	2,840	5.3%	COPR	HORWITH	NRLX526041
09/09/08	10/06/08	003261789	60893	67,100	50,960	16,140	24.1%	COPR	HORWITH	NRLX526041
09/09/08	10/06/08	003261790	60894	21,160	50,540	(29,380)	-138.8%	COPR	HORWITH	NDYX320472
09/09/08	10/06/08	003261791	60895	38,260	50,520	(12,260)	-32.0%	COPR	HORWITH	NRLX526041
09/09/08	10/06/08	003261792	60896	38,280	52,060	(13,780)	-36.0%	COPR	HORWITH	NRLX526041
09/09/08	10/06/08	003261793	60897	69,520	50,460	19,060	27.4%	COPR	HORWITH	NDYX320472
09/09/08	10/06/08	003261794	60898	40,220	48,940	(8,720)	-21.7%	COPR	HORWITH	NDYX320472
09/09/08	10/06/08	003261795	60899	67,820	49,520	18,300	27.0%	COPR	HORWITH	NDYX320472
09/10/08	10/06/08	003261796	60900	37,160	50,380	(13,220)	-35.6%	COPR	HORWITH	JTLX250
09/10/08	10/06/08	003261797	60901	67,480	49,920	17,560	26.0%	COPR	HORWITH	JTLX250
09/10/08	10/06/08	003261798	60902	76,600	50,000	26,600	34.7%	COPR	HORWITH	JTLX250
09/10/08	10/06/08	003261799	60903	26,240	50,460	(24,220)	-92.3%	COPR	HORWITH	JTLX250
09/10/08	10/06/08	003261800	60904	68,360	52,200	16,160	23.6%	COPR	HORWITH	CHUX322
09/10/08	10/06/08	003261801	60905	68,580	49,780	18,800	27.4%	COPR	HORWITH	CHUX322
09/10/08	10/06/08	003261802	60906	30,420	50,640	(20,220)	-66.5%	COPR	HORWITH	CHUX322
09/10/08	10/06/08	003261803	60907	67,460	51,060	16,400	24.3%	COPR	HORWITH	JTLX30123
09/10/08	10/06/08	003261804	60908	34,200	50,680	(16,480)	-48.2%	COPR	HORWITH	JTLX30123
09/10/08	10/06/08	003261805	60909	76,820	**51,340**	25,480	33.2%	COPR	HORWITH	CITX300148
09/10/08	10/06/08	003261806	60910	36,240	52,120	(15,880)	-43.8%	COPR	HORWITH	CHUX322
09/10/08	10/06/08	003261807	60911	34,260	51,280	(17,020)	-49.7%	COPR	HORWITH	JTLX170
09/10/08	10/06/08	003261808	60912	77,100	51,660	25,440	33.0%	COPR	HORWITH	JTLX170
09/10/08	10/06/08	003261809	60913	34,240	48,860	(14,620)	-42.7%	COPR	HORWITH	JTLX170
09/10/08	10/06/08	003261810	60914	11,420	50,420	(39,000)	-341.5%	COPR	HORWITH	CITX300148
09/10/08	10/06/08	003261811	60915	67,500	48,020	19,480	28.9%	COPR	HORWITH	JTLX30123
09/10/08	10/06/08	003261812	60916	34,200	51,680	(17,480)	-51.1%	COPR	HORWITH	JTLX30123
09/10/08	10/06/08	003261813	60917	77,060	50,600	26,460	34.3%	COPR	HORWITH	CITX300148
09/10/08	10/06/08	003261814	60918	54,800	51,440	3,360	6.1%	COPR	HORWITH	JTLX170
09/10/08	10/06/08	003261815	60919	69,240	50,700	18,540	26.8%	COPR	HORWITH	CHUX265
09/10/08	10/06/08	003261816	60920	27,880	47,620	(19,740)	-70.8%	COPR	HORWITH	CHUX265
09/10/08	10/06/08	003261817	60921	39,520	52,420	(12,900)	-32.6%	COPR	HORWITH	CITX300148
09/10/08	10/06/08	003261818	60922	67,380	51,340	16,040	23.8%	COPR	HORWITH	CHUX265
09/10/08	10/06/08	003261819	60923	27,880	49,400	(21,520)	-77.2%	COPR	HORWITH	CHUX265
09/10/08	10/06/08	003261820	60924	76,340	49,860	26,480	34.7%	COPR	HORWITH	CHUX288
09/10/08	10/06/08	003261821	60925	16,780	50,580	(33,800)	-201.4%	COPR	HORWITH	CHUX288
09/10/08	10/06/08	003261822	60926	76,700	51,140	25,560	33.3%	COPR	HORWITH	CHUX288
09/10/08	10/06/08	003261823	60927	32,140	52,360	(20,220)	-62.9%	COPR	HORWITH	CHUX288
09/10/08	10/06/08	003261824	60928	42,620	51,100	(8,480)	-19.9%	COPR	HORWITH	CTIX300119
09/10/08	10/06/08	003261825	60929	67,540	51,160	16,380	24.3%	COPR	HORWITH	CTIX300119
09/10/08	10/06/08	003261826	60930	23,480	50,580	(27,100)	-115.4%	COPR	HORWITH	CTIX300119
09/10/08	10/06/08	003261827	60931	68,260	50,140	18,120	26.5%	COPR	HORWITH	CTIX300119
09/10/08	10/06/08	003261829	60932	39,140	50,280	(11,140)	-28.5%	COPR	HORWITH	CHUX182
09/10/08	10/06/08	003261830	60933	69,140	49,220	19,920	28.8%	COPR	HORWITH	CHUX182
09/10/08	10/06/08	003261831	60934	68,900	51,800	17,100	24.8%	COPR	HORWITH	CHUX182
09/10/08	10/06/08	003261832	60935	25,020	51,140	(26,120)	-104.4%	COPR	HORWITH	CHUX182
09/10/08	10/06/08	003261833	60936	18,340	50,020	(31,680)	-172.7%	COPR	HORWITH	CEFX35819
09/10/08	10/06/08	003261834	60937	67,740	51,540	16,200	23.9%	COPR	HORWITH	CEFX35819
09/10/08	10/06/08	003261835	60938	77,360	49,140	28,220	36.5%	COPR	HORWITH	CEFX35819
09/10/08	10/06/08	003261836	60939	37,600	51,240	(13,640)	-36.3%	COPR	HORWITH	CEFX35819
09/10/08	10/06/08	003261837	60940	10,960	49,380	(38,420)	-350.5%	COPR	HORWITH	CHUX261
09/10/08	10/06/08	003261838	60941	68,820	49,540	19,280	28.0%	COPR	HORWITH	CHUX261
09/10/08	10/06/08	003261839	60942	68,920	50,480	18,440	26.8%	COPR	HORWITH	CHUX261
09/10/08	10/06/08	003261840	60943	49,620	49,460	160	0.3%	COPR	HORWITH	CHUX261
09/10/08	10/06/08	003261841	60944	65,580	49,840	15,740	24.0%	COPR	HORWITH	CITX300120
09/10/08	10/06/08	003261842	60945	28,740	49,700	(20,960)	-72.9%	COPR	HORWITH	CITX300120
09/10/08	10/06/08	003261843	60946	77,500	51,300	26,200	33.8%	COPR	HORWITH	CITX300120
09/10/08	10/06/08	003261844	60947	28,740	50,520	(21,780)	-75.8%	COPR	HORWITH	CITX300120
09/10/08	10/06/08	003261845	60948	53,760	51,240	2,520	4.7%	COPR	HORWITH	CHUX239
09/10/08	10/06/08	003261846	60949	68,000	50,600	17,400	25.6%	COPR	HORWITH	CHUX239
09/10/08	10/06/08	003261847	60950	67,620	49,840	17,780	26.3%	COPR	HORWITH	CHUX239
09/10/08	10/06/08	003261848	60951	49,160	51,800	(2,640)	-5.4%	COPR	HORWITH	JTLX274
09/10/08	10/06/08	003261849	60952	12,360	50,640	(38,280)	-309.7%	COPR	HORWITH	CHUX239
09/10/08	10/06/08	003261850	60953	68,400	51,340	17,060	24.9%	COPR	HORWITH	JTLX274
09/10/08	10/06/08	003261851	60954	69,020	49,780	19,240	27.9%	COPR	HORWITH	JTLX274
09/10/08	10/06/08	003261852	60955	15,160	51,060	(35,900)	-236.8%	COPR	HORWITH	JTLX274
09/10/08	10/06/08	003261853	60956	36,560	51,420	(14,860)	-40.6%	COPR	HORWITH	CHUX146
09/10/08	10/06/08	003261854	60957	67,480	50,880	16,600	24.6%	COPR	HORWITH	CHUX146
09/10/08	10/06/08	003261855	60958	27,660	50,900	(23,240)	-84.0%	COPR	HORWITH	CHUX146
09/10/08	10/06/08	003261856	60959	77,840	51,160	26,680	34.3%	COPR	HORWITH	CHUX146
09/10/08	10/06/08	003261857	60960	28,620	50,720	(22,100)	-77.2%	COPR	HORWITH	CHUX293
09/10/08	10/06/08	003261858	60961	68,940	49,920	19,020	27.6%	COPR	HORWITH	CHUX293
09/10/08	10/06/08	003261859	60962	31,160	51,020	(19,860)	-63.7%	COPR	HORWITH	CHUX293
09/10/08	10/06/08	003261860	60963	68,820	51,880	16,940	24.6%	COPR	HORWITH	CHUX293
09/11/08	10/06/08	003261861	60964	21,940	49,700	(27,760)	-126.5%	COPR	HORWITH	JTLX156
09/11/08	10/06/08	003261862	60965	67,320	50,380	16,940	25.2%	COPR	HORWITH	JTLX156

Honeywell

HONEYWELL SA-7 USE HAZARDOUS WASTE TRACKING (2006)										
Date Shipped	Date of Return Manifest	State Manifest	Man. Doc #	Facilty Manifest Weight (lbs)	Estimated Weight (lbs)	Manifest - Estimate (lbs)	Manifest - Estimate (%)	Material	Transporter	RAILCAR #
09/11/08	10/06/08	003261863	60966	68,280	49,480	18,800	27.5%	COPR	HORWITH	JTLX156
09/11/08	10/06/08	003261864	60967	39,660	50,880	(11,220)	-28.3%	COPR	HORWITH	JTLX156
09/11/08	10/15/08	003261865	60968	15,040	51,680	(36,640)	-243.6%	COPR	HORWITH	CITX300124
09/11/08	10/15/08	003261866	60969	20,700	50,600	(29,900)	-144.4%	COPR	HORWITH	CITX300124
09/11/08	10/15/08	003261867	60970	69,480	50,260	19,220	27.7%	COPR	HORWITH	CITX300124
09/11/08	10/15/08	003261868	60971	95,000	52,160	42,840	45.1%	COPR	HORWITH	CITX300124
09/11/08	10/15/08	003261869	60972	10,380	49,660	(39,280)	-378.4%	COPR	HORWITH	CEFX35798
09/11/08	10/15/08	003261870	60973	68,860	49,900	18,960	27.5%	COPR	HORWITH	CEFX35798
09/11/08	10/15/08	003261871	60974	66,580	51,140	15,440	23.2%	COPR	HORWITH	CEFX35798
09/11/08	10/15/08	003261872	60975	53,320	50,880	2,440	4.6%	COPR	HORWITH	CEFX35798
09/11/08	10/15/08	003261873	60976	76,600	51,620	24,980	32.6%	COPR	HORWITH	CHUX255
09/11/08	10/15/08	003261874	60977	69,000	50,680	18,320	26.6%	COPR	HORWITH	CHUX255
09/11/08	10/15/08	003261875	60978	29,420	50,740	(21,320)	-72.5%	COPR	HORWITH	CHUX255
09/11/08	10/15/08	003261876	60979	29,420	50,840	(21,420)	-72.8%	COPR	HORWITH	CHUX255
09/11/08	10/15/08	003261877	60980	52,360	50,520	1,840	3.5%	COPR	HORWITH	CITX300100
09/11/08	10/15/08	003261878	60981	68,040	50,420	17,620	25.9%	COPR	HORWITH	CITX300100
09/11/08	10/15/08	003261879	60982	38,700	49,500	(10,800)	-27.9%	COPR	HORWITH	CITX300100
09/11/08	10/15/08	003261880	60983	38,720	50,720	(12,000)	-31.0%	COPR	HORWITH	CITX300100
09/11/08	10/15/08	003261881	60984	54,420	51,980	2,440	4.5%	COPR	HORWITH	CITX300111
09/11/08	10/15/08	003261882	60985	68,620	51,940	16,680	24.3%	COPR	HORWITH	CITX300111
09/11/08	10/15/08	003261883	60986	68,900	49,560	19,340	28.1%	COPR	HORWITH	CITX300111
09/11/08	10/15/08	003261884	60987	13,920	52,100	(38,180)	-274.3%	COPR	HORWITH	CITX300111
09/11/08	10/06/08	003261885	60988	64,860	51,640	13,220	20.4%	COPR	HORWITH	JTLX186
09/11/08	10/06/08	003261886	60989	76,880	52,320	24,560	31.9%	COPR	HORWITH	JTLX186
09/11/08	10/06/08	003261887	60990	32,520	50,980	(18,460)	-56.8%	COPR	HORWITH	JTLX186
09/11/08	10/06/08	003261888	60991	32,520	52,060	(19,540)	-60.1%	COPR	HORWITH	JTLX186
09/11/08	10/15/08	003261889	60992	66,840	50,300	16,540	24.7%	COPR	HORWITH	CEFX35241
09/11/08	10/15/08	003261890	60993	76,700	50,720	25,980	33.9%	COPR	HORWITH	CEFX35241
09/11/08	10/15/08	003261891	60994	26,500	50,040	(23,540)	-88.8%	COPR	HORWITH	CEFX35241
09/11/08	10/15/08	003261892	60995	26,500	49,640	(23,140)	-87.3%	COPR	HORWITH	CEFX35241
09/11/08	10/15/08	003261893	60996	26,060	50,680	(24,620)	-94.5%	COPR	HORWITH	CHUX106
09/11/08	10/15/08	003261894	60997	69,220	50,220	19,000	27.4%	COPR	HORWITH	CHUX106
09/11/08	10/15/08	003261895	60998	67,640	49,980	17,660	26.1%	COPR	HORWITH	CHUX106
09/11/08	10/06/08	003261896	60999	26,820	49,100	(22,280)	-83.1%	COPR	HORWITH	CHUX116
09/11/08	10/06/08	003261897	61000	67,880	49,820	18,060	26.6%	COPR	HORWITH	CHUX116
09/11/08	10/06/08	003261898	61001	76,740	50,480	26,260	34.2%	COPR	HORWITH	CHUX116
09/11/08	10/06/08	003261899	61002	29,100	50,520	(21,420)	-73.6%	COPR	HORWITH	CHUX116
09/11/08	10/15/08	003261900	61003	39,540	49,880	(10,340)	-26.2%	COPR	HORWITH	JTLX30166
09/11/08	10/15/08	003261901	61004	76,480	49,160	27,320	35.7%	COPR	HORWITH	JTLX30166
09/11/08	10/15/08	003261902	61005	38,360	49,740	(11,380)	-29.7%	COPR	HORWITH	JTLX30166
09/11/08	10/15/08	003261903	61006	38,360	50,120	(11,760)	-30.7%	COPR	HORWITH	JTLX30166
09/11/08	10/06/08	003261904	61007	36,620	50,880	(14,260)	-38.9%	COPR	HORWITH	JTLX30106
09/11/08	10/06/08	003261905	61008	68,060	50,300	17,760	26.1%	COPR	HORWITH	JTLX30106
09/11/08	10/06/08	003261906	61009	22,020	52,140	(30,120)	-136.8%	COPR	HORWITH	JTLX30106
09/11/08	10/06/08	003261907	61010	76,540	51,340	25,200	32.9%	COPR	HORWITH	JTLX30106
09/11/08	10/15/08	003261908	61011	35,140	51,640	(16,500)	-47.0%	COPR	HORWITH	JTLX30138
09/11/08	10/15/08	003261909	61012	66,920	50,420	16,500	24.7%	COPR	HORWITH	JTLX30138
09/11/08	10/15/08	003261910	61013	68,240	50,960	17,280	25.3%	COPR	HORWITH	JTLX30138
09/11/08	10/15/08	003261911	61014	33,160	49,940	(16,780)	-50.6%	COPR	HORWITH	JTLX30138
09/11/08	10/15/08	003261912	61015	46,700	51,020	(4,320)	-9.3%	COPR	HORWITH	DJLX98542
09/11/08	10/15/08	003261913	61016	68,880	49,660	19,220	27.9%	COPR	HORWITH	DJLX98542
09/11/08	10/15/08	003261914	61017	38,600	50,140	(11,540)	-29.9%	COPR	HORWITH	DJLX98542
09/11/08	10/15/08	003261915	61018	38,580	48,800	(10,220)	-26.5%	COPR	HORWITH	DJLX98542
09/11/08	10/15/08	003261916	61019	32,440	50,100	(17,660)	-54.4%	COPR	HORWITH	CHUX106
09/11/08	10/15/08	003261917	61020	65,220	50,960	14,260	21.9%	COPR	HORWITH	JTLX30129
09/11/08	10/15/08	003261918	61021	67,660	49,620	18,040	26.7%	COPR	HORWITH	JTLX30129
09/11/08	10/15/08	003261919	61022	32,300	52,400	(20,100)	-62.2%	COPR	HORWITH	JTLX30129
09/11/08	10/15/08	003261920	61023	32,320	48,840	(16,520)	-51.1%	COPR	HORWITH	JTLX30129
09/11/08	10/15/08	003261921	61024	46,040	50,220	(4,180)	-9.1%	COPR	HORWITH	JTLX50
09/11/08	10/15/08	003261922	61025	67,420	52,120	15,300	22.7%	COPR	HORWITH	JTLX50
09/11/08	10/15/08	003261923	61026	66,760	50,140	16,620	24.9%	COPR	HORWITH	JTLX50
09/11/08	10/15/08	003261924	61027	23,120	50,720	(27,600)	-119.4%	COPR	HORWITH	JTLX50
09/11/08	10/06/08	003261925	61028	38,580	51,260	(12,680)	-32.9%	COPR	HORWITH	CITX300116
09/11/08	10/06/08	003261926	61029	76,520	51,020	25,500	33.3%	COPR	HORWITH	CITX300116
09/11/08	10/06/08	003261927	61030	76,740	50,120	26,620	34.7%	COPR	HORWITH	CITX300116
09/11/08	10/06/08	003261928	61031	9,600	50,340	(40,740)	-424.4%	COPR	HORWITH	CITX300116
09/11/08	10/15/08	003261929	61032	15,880	50,500	(34,620)	-218.0%	COPR	HORWITH	CHUX320
09/11/08	10/15/08	003261930	61033	67,520	50,200	17,320	25.7%	COPR	HORWITH	CHUX320
09/12/08	10/06/08	003261931	61034	53,280	51,300	1,980	3.7%	COPR	HORWITH	JTLX127
09/12/08	10/06/08	003261932	61035	69,080	49,000	20,080	29.1%	COPR	HORWITH	JTLX127
09/12/08	10/06/08	003261933	61036	67,660	49,760	17,900	26.5%	COPR	HORWITH	JTLX127
09/12/08	10/06/08	003261934	61037	9,340	50,760	(41,420)	-443.5%	COPR	HORWITH	JTLX127
09/12/08	10/15/08	003261935	61038	26,200	51,660	(25,460)	-97.2%	COPR	HORWITH	JTLX30146
09/12/08	10/15/08	003261936	61039	76,980	51,680	25,300	32.9%	COPR	HORWITH	JTLX30146

Honeywell

HONEYWELL SA-7 USE HAZARDOUS WASTE TRACKING (2006)										
Date Shipped	Date of Return Manifest	State Manifest	Man. Doc #	Facilty Manifest Weight (lbs)	Estimated Weight (lbs)	Manifest - Estimate (lbs)	Manifest - Estimate (%)	Material	Transporter	RAILCAR #
09/12/08	10/15/08	003261937	61040	77,320	50,340	26,980	34.9%	COPR	HORWITH	JTLX30146
09/12/08	10/15/08	003261938	61041	20,980	51,260	(30,280)	-144.3%	COPR	HORWITH	JTLX30146
09/12/08	10/06/08	003261939	61042	38,120	50,560	(12,440)	-32.6%	COPR	HORWITH	JTLX276
09/12/08	10/06/08	003261940	61043	76,820	50,760	26,060	33.9%	COPR	HORWITH	JTLX276
09/12/08	10/06/08	003261941	61044	76,800	52,280	24,520	31.9%	COPR	HORWITH	JTLX276
09/12/08	10/06/08	003261942	61045	15,040	52,040	(37,000)	-246.0%	COPR	HORWITH	JTLX276
09/12/08	10/06/08	003261943	61046	8,840	50,340	(41,500)	-469.5%	COPR	HORWITH	JTLX30105
09/12/08	10/06/08	003261944	61047	76,800	51,520	25,280	32.9%	COPR	HORWITH	JTLX30105
09/12/08	10/06/08	003261945	61048	68,560	52,460	16,100	23.5%	COPR	HORWITH	JTLX30105
09/12/08	10/06/08	003261946	61049	46,640	50,920	(4,280)	-9.2%	COPR	HORWITH	JTLX30105
09/12/08	10/06/08	003261947	61050	37,400	50,300	(12,900)	-34.5%	COPR	HORWITH	CHUX329
09/12/08	10/06/08	003261948	61051	67,520	50,480	17,040	25.2%	COPR	HORWITH	CHUX329
09/12/08	10/06/08	003261949	61052	68,820	51,880	16,940	24.6%	COPR	HORWITH	CHUX329
09/12/08	10/06/08	003261950	61053	29,940	50,120	(20,180)	-67.4%	COPR	HORWITH	CHUX329
09/12/08	10/15/08	003261951	61054	48,220	48,980	(760)	-1.6%	COPR	HORWITH	CEFX35847
09/12/08	10/15/08	003261952	61055	77,080	48,780	28,300	36.7%	COPR	HORWITH	CEFX35847
09/12/08	10/15/08	003261953	61056	33,760	49,940	(16,180)	-47.9%	COPR	HORWITH	CEFX35847
09/12/08	10/06/08	003261954	61057	11,480	48,980	(37,500)	-326.7%	COPR	HORWITH	CITX300026
09/12/08	10/15/08	003261955	61058	33,780	48,740	(14,960)	-44.3%	COPR	HORWITH	CEFX35847
09/12/08	10/06/08	003261956	61059	76,760	49,020	27,740	36.1%	COPR	HORWITH	CITX300026
09/12/08	10/06/08	003261957	61060	68,160	49,740	18,420	27.0%	COPR	HORWITH	CITX300026
09/12/08	10/06/08	003261958	61061	31,860	50,560	(18,700)	-58.7%	COPR	HORWITH	CITX300026
09/12/08	10/06/08	003261959	61062	46,820	51,780	(4,960)	-10.6%	COPR	HORWITH	CHUX273
09/12/08	10/06/08	003261960	61063	68,980	51,380	17,600	25.5%	COPR	HORWITH	CHUX273
09/12/08	10/06/08	003261961	61064	67,780	51,860	15,920	23.5%	COPR	HORWITH	CHUX273
09/12/08	10/06/08	003261962	61065	19,700	51,000	(31,300)	-158.9%	COPR	HORWITH	CHUX273
09/12/08	10/06/08	003261963	61066	14,800	51,820	(37,020)	-250.1%	COPR	HORWITH	CHUX264
09/12/08	10/06/08	003261964	61067	76,620	51,660	24,960	32.6%	COPR	HORWITH	CHUX264
09/12/08	10/06/08	003261965	61068	77,580	51,420	26,160	33.7%	COPR	HORWITH	CHUX264
09/12/08	10/06/08	003261966	61069	32,820	50,080	(17,260)	-52.6%	COPR	HORWITH	CHUX264
09/12/08	10/15/08	003261967	61070	76,800	50,320	(39,980)	-386.7%	COPR	HORWITH	CITX300016
09/12/08	10/06/08	003261968	61071	10,340	49,960	18,060	26.6%	COPR	HORWITH	CHUX279
09/12/08	10/06/08	003261969	61072	68,020	50,460	17,300	25.5%	COPR	HORWITH	CHUX279
09/12/08	10/06/08	003261970	61073	67,760	50,800	1,680	3.2%	COPR	HORWITH	CHUX279
09/12/08	10/06/08	003261971	61074	52,480	51,280	25,960	33.6%	COPR	HORWITH	CHUX279
09/12/08	10/06/08	003261972	61075	77,240	49,740	18,980	27.6%	COPR	HORWITH	JTLX30148
09/12/08	10/06/08	003261973	61076	68,720	50,600	(21,000)	-70.9%	COPR	HORWITH	JTLX30148
09/12/08	10/06/08	003261974	61077	29,600	49,980	(20,360)	-68.7%	COPR	HORWITH	JTLX30148
09/12/08	10/06/08	003261975	61078	29,620	51,600	24,960	32.6%	COPR	HORWITH	JTLX30148
09/12/08	10/06/08	003261976	61079	76,560	49,320	19,220	28.0%	COPR	HORWITH	NDYX320471
09/12/08	10/06/08	003261977	61080	68,540	51,620	(22,320)	-76.2%	COPR	HORWITH	NDYX320471
09/12/08	10/06/08	003261978	61081	29,300	52,100	(22,800)	-77.8%	COPR	HORWITH	NDYX320471
09/12/08	10/06/08	003261979	61082	29,300	50,760	8,160	13.8%	COPR	HORWITH	NDYX320471
09/12/08	10/06/08	003261980	61083	58,920	50,920	17,700	25.8%	COPR	HORWITH	CHUX176
09/12/08	10/06/08	003261981	61084	68,620	50,820	(17,100)	-50.7%	COPR	HORWITH	CHUX176
09/12/08	10/06/08	003261982	61085	33,720	49,900	(16,160)	-47.9%	COPR	HORWITH	CHUX176
09/12/08	10/06/08	003261983	61086	33,740	50,840	(36,180)	-246.8%	COPR	HORWITH	CHUX176
09/12/08	10/15/08	003261984	61087	14,660	50,480	(35,820)	-244.3%	COPR	HORWITH	CEFX35820
09/12/08	10/15/08	003261985	61088	67,780	50,440	17,340	25.6%	COPR	HORWITH	CEFX35820
09/12/08	10/15/08	003261986	61089	76,840	51,200	25,640	33.4%	COPR	HORWITH	CEFX35820
09/12/08	10/15/08	003261987	61090	42,520	51,440	(8,920)	-21.0%	COPR	HORWITH	CEFX35820
09/12/08	10/15/08	003261988	61091	35,540	50,440	(14,900)	-41.9%	COPR	HORWITH	CHUX125
09/12/08	10/15/08	003261989	61092	13,600	50,920	(37,320)	-274.4%	COPR	HORWITH	CHUX125
09/12/08	10/15/08	003261990	61093	76,820	51,020	25,800	33.6%	COPR	HORWITH	CHUX125
09/12/08	10/15/08	003261991	61094	77,160	51,720	25,440	33.0%	COPR	HORWITH	CHUX125
09/12/08	10/15/08	003261992	61095	66,960	50,720	16,240	24.3%	COPR	HORWITH	CHUX320
09/12/08	10/15/08	003261993	61096	51,960	51,440	520	1.0%	COPR	HORWITH	CHUX320
09/12/08	10/15/08	003261994	61097	68,760	51,320	17,440	25.4%	COPR	HORWITH	CITX300016
09/12/08	10/15/08	003261995	61098	26,560	51,160	(24,600)	-92.6%	COPR	HORWITH	CITX300016
09/12/08	10/15/08	003261996	61099	26,580	51,820	(25,240)	-95.0%	COPR	HORWITH	CITX300016
09/12/08	10/06/08	003261997	61100	57,380	51,000	6,380	11.1%	COPR	HORWITH	CITX300114
09/12/08	10/06/08	003261998	61101	38,260	50,820	(12,560)	-32.8%	COPR	HORWITH	CITX300114
09/12/08	10/06/08	003261999	61102	68,140	52,020	16,120	23.7%	COPR	HORWITH	CITX300114
09/12/08	10/06/08	003262000	61103	38,260	52,220	(13,960)	-36.5%	COPR	HORWITH	CITX300114
09/12/08	10/15/08	003262020	61104	76,700	51,300	25,400	33.1%	COPR	HORWITH	JTLX265
09/12/08	10/15/08	003262021	61105	76,600	51,060	25,540	33.3%	COPR	HORWITH	JTLX265
09/12/08	10/15/08	003262022	61106	24,140	50,700	(26,560)	-110.0%	COPR	HORWITH	JTLX265
09/12/08	10/15/08	003262023	61107	24,140	50,340	(26,200)	-108.5%	COPR	HORWITH	JTLX265
09/15/08	10/15/08	003262024	61108	57,640	50,600	7,040	12.2%	COPR	HORWITH	CHUX135
09/15/08	10/15/08	003262025	61109	66,980	50,840	16,140	24.1%	COPR	HORWITH	CHUX135
09/15/08	10/15/08	003262026	61110	66,900	50,680	16,220	24.2%	COPR	HORWITH	CHUX135
09/15/08	10/15/08	003262027	61111	11,500	50,120	(38,620)	-335.8%	COPR	HORWITH	CHUX135
09/15/08	10/15/08	003262028	61112	53,500	50,780	2,720	5.1%	COPR	HORWITH	CEFX35829
09/15/08	10/15/08	003262029	61113	67,640	48,360	19,280	28.5%	COPR	HORWITH	CEFX35829

Honeywell

HONEYWELL SA-7 USE HAZARDOUS WASTE TRACKING (2006)										
Date Shipped	Date of Return Manifest	State Manifest	Man. Doc #	Facilty Manifest Weight (lbs)	Estimated Weight (lbs)	Manifest - Estimate (lbs)	Manifest - Estimate (%)	Material	Transporter	RAILCAR #
09/15/08	10/15/08	003262030	61114	67,040	49,900	17,140	25.6%	COPR	HORWITH	CEFX35829
09/15/08	10/15/08	003262031	61115	9,380	49,840	(40,460)	-431.3%	COPR	HORWITH	CEFX35829
09/15/08	10/15/08	003262032	61116	23,040	51,180	(28,140)	-122.1%	COPR	HORWITH	JTLX152
09/15/08	10/15/08	003262033	61117	77,280	51,400	25,880	33.5%	COPR	HORWITH	JTLX152
09/15/08	10/15/08	003262034	61118	68,860	50,560	18,300	26.6%	COPR	HORWITH	JTLX152
09/15/08	10/15/08	003262035	61119	34,280	51,400	(17,120)	-49.9%	COPR	HORWITH	JTLX152
09/15/08	10/15/08	003262036	61120	61,920	50,860	11,060	17.9%	COPR	HORWITH	CEFX35247
09/15/08	10/15/08	003262037	61121	68,660	50,660	18,000	26.2%	COPR	HORWITH	CEFX35247
09/15/08	10/15/08	003262038	61122	67,980	50,560	17,420	25.6%	COPR	HORWITH	CEFX35247
09/15/08	10/15/08	003262039	61123	6,760	51,320	(44,560)	-659.2%	COPR	HORWITH	CEFX35247
09/15/08	10/15/08	003262040	61124	46,480	49,140	(2,660)	-5.7%	COPR	HORWITH	CHUX161
09/15/08	10/15/08	003262041	61125	68,060	50,860	17,200	25.3%	COPR	HORWITH	CHUX161
09/15/08	10/15/08	003262042	61126	77,380	50,480	26,900	34.8%	COPR	HORWITH	CHUX161
09/15/08	10/15/08	003262043	61127	6,880	49,660	(42,780)	-621.8%	COPR	HORWITH	CHUX161
09/15/08	10/15/08	003262044	61128	33,280	49,220	(15,940)	-47.9%	COPR	HORWITH	CHUX272
09/15/08	10/15/08	003262045	61129	68,220	48,480	19,740	28.9%	COPR	HORWITH	CHUX272
09/15/08	10/15/08	003262046	61130	29,720	50,500	(20,780)	-69.9%	COPR	HORWITH	CHUX272
09/15/08	10/15/08	003262047	61131	66,720	50,580	16,140	24.2%	COPR	HORWITH	CHUX272
09/15/08	10/15/08	003262048	61132	34,280	50,700	(16,420)	-47.9%	COPR	HORWITH	CHUX198
09/15/08	10/15/08	003262049	61133	68,180	51,580	16,600	24.3%	COPR	HORWITH	CHUX198
09/15/08	10/15/08	003262050	61134	67,120	51,520	15,600	23.2%	COPR	HORWITH	CHUX198
09/15/08	10/15/08	003262051	61135	33,260	51,120	(17,860)	-53.7%	COPR	HORWITH	CHUX198
09/15/08	10/15/08	003262052	61136	42,740	51,820	(9,080)	-21.2%	COPR	HORWITH	CHUX202
09/15/08	10/15/08	003262053	61137	76,920	51,260	25,660	33.4%	COPR	HORWITH	CHUX202
09/15/08	10/15/08	003262054	61138	67,720	51,020	16,700	24.7%	COPR	HORWITH	CHUX202
09/15/08	10/15/08	003262055	61139	17,180	50,480	(33,300)	-193.8%	COPR	HORWITH	CHUX202
09/15/08	10/15/08	003262056	61140	30,020	49,980	(19,960)	-66.5%	COPR	HORWITH	JTLX30140
09/15/08	10/15/08	003262057	61141	66,440	49,980	16,460	24.8%	COPR	HORWITH	JTLX30140
09/15/08	10/15/08	003262058	61142	76,760	50,940	25,820	33.6%	COPR	HORWITH	JTLX30140
09/15/08	10/15/08	003262059	61143	26,180	50,800	(24,620)	-94.0%	COPR	HORWITH	JTLX30140
09/15/08	10/15/08	003262060	61144	26,760	49,520	(22,760)	-85.1%	COPR	HORWITH	CHUX302
09/15/08	10/15/08	003262061	61145	67,340	49,300	18,040	26.8%	COPR	HORWITH	CHUX302
09/15/08	10/15/08	003262062	61146	67,320	50,260	17,060	25.3%	COPR	HORWITH	CHUX302
09/15/08	10/15/08	003262063	61147	36,680	49,760	(13,080)	-35.7%	COPR	HORWITH	CHUX302
09/15/08	10/15/08	003262064	61148	44,880	51,280	(6,400)	-14.3%	COPR	HORWITH	JTLX30121
09/15/08	10/15/08	003262065	61149	76,660	52,300	24,360	31.8%	COPR	HORWITH	JTLX30121
09/15/08	10/15/08	003262066	61150	68,540	52,340	16,200	23.6%	COPR	HORWITH	JTLX30121
09/15/08	10/15/08	003262067	61151	15,080	51,580	(36,500)	-242.0%	COPR	HORWITH	JTLX30121
09/15/08	10/15/08	003262068	61152	15,900	51,160	(35,260)	-221.8%	COPR	HORWITH	CEFX35835
09/15/08	10/15/08	003262069	61153	66,300	49,640	16,660	25.1%	COPR	HORWITH	CEFX35835
09/15/08	10/15/08	003262070	61154	77,060	51,820	25,240	32.8%	COPR	HORWITH	CEFX35835
09/15/08	10/15/08	003262071	61155	44,700	50,800	(6,100)	-13.6%	COPR	HORWITH	CEFX35835
09/15/08	10/15/08	003262072	61156	17,000	49,300	(32,300)	-190.0%	COPR	HORWITH	CHUX299
09/15/08	10/15/08	003262073	61157	66,860	50,500	16,360	24.5%	COPR	HORWITH	CHUX299
09/15/08	10/15/08	003262074	61158	66,420	50,860	15,560	23.4%	COPR	HORWITH	CHUX299
09/15/08	10/15/08	003262075	61159	50,360	51,500	(1,140)	-2.3%	COPR	HORWITH	CHUX299
09/15/08	10/15/08	003262076	61160	15,840	50,680	(34,840)	-219.9%	COPR	HORWITH	CHUX297
09/15/08	10/15/08	003262077	61161	67,700	50,480	17,220	25.4%	COPR	HORWITH	CHUX297
09/15/08	10/15/08	003262078	61162	76,840	51,440	25,400	33.1%	COPR	HORWITH	CHUX297
09/15/08	10/15/08	003262079	61163	41,840	50,240	(8,400)	-20.1%	COPR	HORWITH	CHUX297
09/15/08	10/15/08	003262080	61164	68,260	49,460	18,800	27.5%	COPR	HORWITH	CHUX101
09/15/08	10/15/08	003262081	61165	12,300	49,120	(36,820)	-299.3%	COPR	HORWITH	CHUX101
09/15/08	10/15/08	003262082	61166	68,560	51,100	17,460	25.5%	COPR	HORWITH	CHUX101
09/15/08	10/15/08	003262083	61167	43,940	51,620	(7,680)	-17.5%	COPR	HORWITH	CHUX313
09/15/08	10/15/08	003262084	61168	50,980	51,320	(340)	-0.7%	COPR	HORWITH	CHUX101
09/15/08	10/15/08	003262085	61169	68,560	51,440	17,120	25.0%	COPR	HORWITH	CHUX313
09/15/08	10/15/08	003262086	61170	21,680	50,460	(28,780)	-132.7%	COPR	HORWITH	CHUX313
09/15/08	10/15/08	003262087	61171	69,260	49,780	19,480	28.1%	COPR	HORWITH	CHUX313
09/16/08	10/15/08	003262088	61172	18,940	49,580	(30,640)	-161.8%	COPR	HORWITH	CHUX163
09/16/08	10/15/08	003262089	61173	67,480	49,280	18,200	27.0%	COPR	HORWITH	CHUX163
09/16/08	10/15/08	003262090	61174	67,220	51,020	16,200	24.1%	COPR	HORWITH	CHUX163
09/16/08	10/15/08	003262091	61175	50,880	50,500	380	0.7%	COPR	HORWITH	CHUX163
09/16/08	10/15/08	003262092	61176	15,700	50,860	(35,160)	-223.9%	COPR	HORWITH	CHUX244
09/16/08	10/15/08	003262093	61177	68,500	50,360	18,140	26.5%	COPR	HORWITH	CHUX244
09/16/08	10/15/08	003262094	61178	68,540	51,240	17,300	25.2%	COPR	HORWITH	CHUX244
09/16/08	10/15/08	003262095	61179	48,700	50,100	(1,400)	-2.9%	COPR	HORWITH	CHUX244
09/16/08	10/15/08	003262096	61180	76,800	51,480	25,320	33.0%	COPR	HORWITH	CHUX290
09/16/08	10/15/08	003262097	61181	76,980	51,120	25,860	33.6%	COPR	HORWITH	CHUX290
09/16/08	10/15/08	003262098	61182	26,280	51,860	(25,580)	-97.3%	COPR	HORWITH	CHUX290
09/16/08	10/15/08	003262099	61183	26,280	52,160	(25,880)	-98.5%	COPR	HORWITH	CHUX290
09/16/08	10/15/08	003262100	61184	66,960	50,660	16,300	24.3%	COPR	HORWITH	JTLX30110
09/16/08	10/15/08	003262101	61185	67,660	50,020	17,640	26.1%	COPR	HORWITH	JTLX30110
09/16/08	10/15/08	003262102	61186	68,560	50,680	17,880	26.1%	COPR	HORWITH	CITX300168
09/16/08	10/15/08	003262103	61187	33,340	50,600	(17,260)	-51.8%	COPR	HORWITH	JTLX30110

Honeywell

HONEYWELL SA-7 USE HAZARDOUS WASTE TRACKING (2006)										
Date Shipped	Date of Return Manifest	State Manifest	Man. Doc #	Facilty Manifest Weight (lbs)	Estimated Weight (lbs)	Manifest - Estimate (lbs)	Manifest - Estimate (%)	Material	Transporter	RAILCAR #
09/16/08	10/15/08	003262104	61188	33,360	51,280	(17,920)	-53.7%	COPR	HORWITH	JTLX30110
09/16/08	10/15/08	003262105	61189	60,860	51,900	8,960	14.7%	COPR	HORWITH	CHUX325
09/16/08	10/15/08	003262106	61190	76,680	51,240	25,440	33.2%	COPR	HORWITH	CHUX325
09/16/08	10/15/08	003262107	61191	34,160	51,620	(17,460)	-51.1%	COPR	HORWITH	CHUX325
09/16/08	10/15/08	003262108	61192	34,160	51,720	(17,560)	-51.4%	COPR	HORWITH	CHUX325
09/16/08	10/15/08	003262109	61193	21,800	51,900	(30,100)	-138.1%	COPR	HORWITH	CITX300168
09/16/08	10/15/08	003262110	61194	67,640	51,300	16,340	24.2%	COPR	HORWITH	CITX300168
09/16/08	10/15/08	003262111	61195	43,460	48,120	(4,660)	-10.7%	COPR	HORWITH	CITX300168
09/16/08	10/15/08	003262112	61196	77,800	50,920	26,880	34.6%	COPR	HORWITH	CEFX35832
09/16/08	10/15/08	003262113	61197	76,960	48,340	28,620	37.2%	COPR	HORWITH	CEFX35832
09/16/08	10/15/08	003262114	61198	23,160	52,060	(28,900)	-124.8%	COPR	HORWITH	CEFX35832
09/16/08	10/15/08	003262115	61199	23,140	50,380	(27,240)	-117.7%	COPR	HORWITH	CEFX35832
09/16/08	10/15/08	003262116	61200	40,740	51,760	(11,020)	-27.0%	COPR	HORWITH	CHUX104
09/16/08	10/15/08	003262117	61201	76,740	51,260	25,480	33.2%	COPR	HORWITH	CHUX104
09/16/08	10/15/08	003262118	61202	76,840	50,000	26,840	34.9%	COPR	HORWITH	CHUX104
09/16/08	10/15/08	003262119	61203	9,600	50,720	(41,120)	-428.3%	COPR	HORWITH	CHUX104
09/16/08	10/15/08	003262120	61204	43,740	50,600	(6,860)	-15.7%	COPR	HORWITH	JTLX141
09/16/08	10/15/08	003262121	61205	67,000	51,340	15,660	23.4%	COPR	HORWITH	JTLX141
09/16/08	10/15/08	003262122	61206	66,860	50,620	16,240	24.3%	COPR	HORWITH	JTLX141
09/16/08	10/15/08	003262123	61207	27,160	51,920	(24,760)	-91.2%	COPR	HORWITH	JTLX141
09/16/08	10/23/08	003262124	61208	21,300	49,660	(28,360)	-133.1%	COPR	HORWITH	JTLX275
09/16/08	10/23/08	003262125	61209	69,400	51,700	17,700	25.5%	COPR	HORWITH	JTLX275
09/16/08	10/23/08	003262126	61210	66,800	50,340	16,460	24.6%	COPR	HORWITH	JTLX275
09/16/08	10/23/08	003262127	61211	38,480	50,580	(12,100)	-31.4%	COPR	HORWITH	JTLX275
09/16/08	10/15/08	003262128	61212	43,260	50,700	(7,440)	-17.2%	COPR	HORWITH	CITX300151
09/16/08	10/15/08	003262129	61213	68,900	48,920	19,980	29.0%	COPR	HORWITH	CITX300151
09/16/08	10/15/08	003262130	61214	67,860	52,360	15,500	22.8%	COPR	HORWITH	CITX300151
09/16/08	10/15/08	003262131	61215	23,540	51,840	(28,300)	-120.2%	COPR	HORWITH	CITX300151
09/16/08	10/15/08	003262132	61216	21,060	49,940	(28,880)	-137.1%	COPR	HORWITH	CHUX308
09/16/08	10/15/08	003262133	61217	38,020	50,200	(12,180)	-32.0%	COPR	HORWITH	CHUX308
09/16/08	10/15/08	003262134	61218	69,540	50,700	18,840	27.1%	COPR	HORWITH	CHUX308
09/16/08	10/15/08	003262135	61219	77,120	51,900	25,220	32.7%	COPR	HORWITH	CHUX308
09/16/08	10/15/08	003262136	61220	77,040	51,040	26,000	33.7%	COPR	HORWITH	CHUX152
09/16/08	10/15/08	003262137	61221	70,040	51,580	18,460	26.4%	COPR	HORWITH	CHUX152
09/16/08	10/15/08	003262138	61222	28,460	51,020	(22,560)	-79.3%	COPR	HORWITH	CHUX152
09/16/08	10/15/08	003262139	61223	28,460	52,320	(23,860)	-83.8%	COPR	HORWITH	CHUX152
09/16/08	10/15/08	003262140	61224	47,860	51,780	(3,920)	-8.2%	COPR	HORWITH	NDYX320427
09/16/08	10/15/08	003262141	61225	67,840	51,460	16,380	24.1%	COPR	HORWITH	NDYX320427
09/16/08	10/15/08	003262142	61226	76,900	51,020	25,880	33.7%	COPR	HORWITH	NDYX320427
09/16/08	10/15/08	003262143	61227	12,260	50,540	(38,280)	-312.2%	COPR	HORWITH	NDYX320427
09/16/08	10/15/08	003262144	61228	37,260	51,660	(14,400)	-38.6%	COPR	HORWITH	CEFX35831
09/16/08	10/15/08	003262145	61229	67,180	52,580	14,600	21.7%	COPR	HORWITH	CEFX35831
09/16/08	10/15/08	003262146	61230	36,320	51,600	(15,280)	-42.1%	COPR	HORWITH	CEFX35831
09/16/08	10/15/08	003262147	61231	77,000	52,660	24,340	31.6%	COPR	HORWITH	CEFX35831
09/16/08	10/15/08	003262148	61232	29,320	50,900	(21,580)	-73.6%	COPR	HORWITH	CHUX159
09/16/08	10/15/08	003262149	61233	67,800	51,880	15,920	23.5%	COPR	HORWITH	CHUX159
09/16/08	10/15/08	003262150	61234	68,780	50,660	18,120	26.3%	COPR	HORWITH	CHUX159
09/16/08	10/15/08	003262151	61235	30,480	50,440	(19,960)	-65.5%	COPR	HORWITH	CHUX159
09/17/08	10/15/08	003262152	61236	19,040	51,420	(32,380)	-170.1%	COPR	HORWITH	CITX300107
09/17/08	10/15/08	003262153	61237	76,820	49,640	27,180	35.4%	COPR	HORWITH	CITX300107
09/17/08	10/15/08	003262154	61238	68,200	50,140	18,060	26.5%	COPR	HORWITH	CITX300107
09/17/08	10/15/08	003262155	61239	32,200	50,240	(18,040)	-56.0%	COPR	HORWITH	CITX300107
09/17/08	10/15/08	003262156	61240	67,000	51,620	15,380	23.0%	COPR	HORWITH	CHUX219
09/17/08	10/15/08	003262157	61241	76,640	49,840	26,800	35.0%	COPR	HORWITH	CHUX219
09/17/08	10/15/08	003262158	61242	28,540	50,480	(21,940)	-76.9%	COPR	HORWITH	CHUX219
09/17/08	10/15/08	003262159	61243	28,560	50,360	(21,800)	-76.3%	COPR	HORWITH	CHUX219
09/17/08	10/15/08	003262160	61244	77,080	51,840	25,240	32.7%	COPR	HORWITH	CHUX179
09/17/08	10/15/08	003262161	61245	38,580	51,180	(12,600)	-32.7%	COPR	HORWITH	CEFX35240
09/17/08	10/15/08	003262162	61246	77,180	51,420	25,760	33.4%	COPR	HORWITH	CEFX35240
09/17/08	10/15/08	003262163	61247	67,400	52,180	15,220	22.6%	COPR	HORWITH	CEFX35240
09/17/08	10/15/08	003262164	61248	23,480	51,140	(27,660)	-117.8%	COPR	HORWITH	CEFX35240
09/17/08	10/15/08	003262165	61249	15,460	49,680	(34,220)	-221.3%	COPR	HORWITH	CHUX179
09/17/08	10/15/08	003262166	61250	67,640	51,120	16,520	24.4%	COPR	HORWITH	CHUX179
09/17/08	10/15/08	003262167	61251	76,400	50,400	26,000	34.0%	COPR	HORWITH	CEFX35807
09/17/08	10/15/08	003262168	61252	38,600	51,260	(12,660)	-32.8%	COPR	HORWITH	CHUX179
09/17/08	10/15/08	003262169	61253	64,420	52,080	12,340	19.2%	COPR	HORWITH	CEFX35807
09/17/08	10/15/08	003262170	61254	30,900	51,620	(20,720)	-67.1%	COPR	HORWITH	CEFX35807
09/17/08	10/15/08	003262171	61255	30,920	50,680	(19,760)	-63.9%	COPR	HORWITH	CEFX35807
09/17/08	10/15/08	003262172	61256	23,400	50,420	(27,020)	-115.5%	COPR	HORWITH	CEFX35828
09/17/08	10/15/08	003262173	61257	25,900	51,460	(25,560)	-98.7%	COPR	HORWITH	CHUX315
09/17/08	10/15/08	003262174	61258	76,900	51,100	25,800	33.6%	COPR	HORWITH	CHUX315
09/17/08	10/15/08	003262175	61259	76,800	51,520	25,280	32.9%	COPR	HORWITH	CHUX315
09/17/08	10/15/08	003262176	61260	25,400	51,920	(26,520)	-104.4%	COPR	HORWITH	CHUX315
09/17/08	10/15/08	003262177	61261	66,740	51,800	14,940	22.4%	COPR	HORWITH	CEFX35828

Honeywell

HONEYWELL SA-7 USE HAZARDOUS WASTE TRACKING (2006)										
Date Shipped	Date of Return Manifest	State Manifest	Man. Doc #	Facilty Manifest Weight (lbs)	Estimated Weight (lbs)	Manifest - Estimate (lbs)	Manifest - Estimate (%)	Material	Transporter	RAILCAR #
09/17/08	10/15/08	003262178	61262	66,960	48,800	18,160	27.1%	COPR	HORWITH	CEFX35828
09/17/08	10/15/08	003262179	61263	42,240	50,020	(7,780)	-18.4%	COPR	HORWITH	CEFX35828
09/17/08	10/15/08	003262180	61264	76,940	51,540	25,400	33.0%	COPR	HORWITH	JTLX185
09/17/08	10/15/08	003262181	61265	29,160	49,600	(20,440)	-70.1%	COPR	HORWITH	JTLX185
09/17/08	10/15/08	003262182	61266	68,220	49,180	19,040	27.9%	COPR	HORWITH	JTLX185
09/17/08	10/15/08	003262183	61267	29,160	51,300	(22,140)	-75.9%	COPR	HORWITH	JTLX185
09/17/08	10/15/08	003262184	61268	43,600	49,780	(6,180)	-14.2%	COPR	HORWITH	DJLX98515
09/17/08	10/15/08	003262185	61269	76,680	50,380	26,300	34.3%	COPR	HORWITH	DJLX98515
09/17/08	10/15/08	003262186	61270	38,160	51,180	(13,020)	-34.1%	COPR	HORWITH	DJLX98515
09/17/08	10/15/08	003262187	61271	68,820	50,440	18,380	26.7%	COPR	HORWITH	CHUX323
09/17/08	10/15/08	003262188	61272	10,300	50,580	(40,280)	-391.1%	COPR	HORWITH	CHUX153
09/17/08	10/15/08	003262189	61273	38,140	50,220	(12,080)	-31.7%	COPR	HORWITH	DJLX98515
09/17/08	10/15/08	003262190	61274	67,240	51,160	16,080	23.9%	COPR	HORWITH	CHUX323
09/17/08	10/15/08	003262191	61275	34,160	51,460	(17,300)	-50.6%	COPR	HORWITH	CHUX323
09/17/08	10/15/08	003262192	61276	34,160	52,420	(18,260)	-53.5%	COPR	HORWITH	CHUX323
09/17/08	10/15/08	003262193	61277	68,540	52,560	15,980	23.3%	COPR	HORWITH	CHUX153
09/17/08	10/15/08	003262194	61278	57,340	51,420	5,920	10.3%	COPR	HORWITH	CHUX320
09/17/08	10/15/08	003262195	61279	67,760	52,380	15,380	22.7%	COPR	HORWITH	CHUX153
09/17/08	10/15/08	003262196	61280	68,060	52,140	15,920	23.4%	COPR	HORWITH	CHUX153
09/17/08	10/15/08	003262197	61281	67,940	51,700	16,240	23.9%	COPR	HORWITH	CHUX320
09/17/08	10/15/08	003262198	61282	38,000	50,300	(12,300)	-32.4%	COPR	HORWITH	CHUX320
09/17/08	10/15/08	003262199	61283	38,020	51,460	(13,440)	-35.3%	COPR	HORWITH	CHUX320
09/17/08	10/15/08	003262200	61284	51,520	50,700	820	1.6%	COPR	HORWITH	JTLX168
09/17/08	10/15/08	003262201	61285	48,160	51,300	(3,140)	-6.5%	COPR	HORWITH	JTLX252
09/17/08	10/15/08	003262202	61286	66,840	51,520	15,320	22.9%	COPR	HORWITH	JTLX252
09/17/08	10/15/08	003262203	61287	76,920	50,780	26,140	34.0%	COPR	HORWITH	JTLX252
09/17/08	10/15/08	003262204	61288	11,740	52,020	(40,280)	-343.1%	COPR	HORWITH	JTLX252
09/17/08	10/15/08	003262205	61289	68,620	50,680	17,940	26.1%	COPR	HORWITH	JTLX168
09/17/08	10/15/08	003262206	61290	38,480	52,080	(13,600)	-35.3%	COPR	HORWITH	JTLX30149
09/17/08	10/15/08	003262207	61291	67,120	51,840	15,280	22.8%	COPR	HORWITH	JTLX168
09/17/08	10/15/08	003262208	61292	18,740	51,620	(32,880)	-175.5%	COPR	HORWITH	JTLX168
09/17/08	10/15/08	003262209	61293	76,100	52,380	23,720	31.2%	COPR	HORWITH	JTLX30149
09/17/08	10/15/08	003262210	61294	26,700	51,980	(25,280)	-94.7%	COPR	HORWITH	CITX300138
09/17/08	10/15/08	003262211	61295	67,800	51,340	16,460	24.3%	COPR	HORWITH	CITX300138
09/17/08	10/23/08	003262212	61296	51,060	51,340	(280)	-0.5%	COPR	HORWITH	JTLX30149
09/17/08	10/23/08	003262213	61297	51,340	51,060	280	0.5%	COPR	HORWITH	JTLX30149
09/17/08	10/15/08	003262214	61298	68,360	51,340	17,020	24.9%	COPR	HORWITH	CITX300138
09/17/08	10/15/08	003262215	61299	68,360	52,280	16,080	23.5%	COPR	HORWITH	CITX300138
09/18/08	10/15/08	003262216	61300	59,300	51,600	7,700	13.0%	COPR	HORWITH	CITX300137
09/18/08	10/15/08	003262217	61301	69,200	49,920	19,280	27.9%	COPR	HORWITH	CITX300137
09/18/08	10/15/08	003262218	61302	34,020	50,380	(16,360)	-48.1%	COPR	HORWITH	CITX300128
09/18/08	10/15/08	003262219	61303	38,500	51,780	(13,280)	-34.5%	COPR	HORWITH	CITX300137
09/18/08	10/15/08	003262220	61304	38,480	50,920	(12,440)	-32.3%	COPR	HORWITH	CITX300137
09/18/08	10/15/08	003262221	61305	61,400	50,620	10,780	17.6%	COPR	HORWITH	CITX300128
09/18/08	10/15/08	003262222	61306	67,380	50,560	16,820	25.0%	COPR	HORWITH	CITX300128
09/18/08	10/15/08	003262223	61307	34,020	51,700	(17,680)	-52.0%	COPR	HORWITH	CITX300128
09/18/08	10/15/08	003262224	61308	6,080	50,440	(44,360)	-729.6%	COPR	HORWITH	JTLX254
09/18/08	10/15/08	003262225	61309	59,020	51,640	7,380	12.5%	COPR	HORWITH	JTLX254
09/18/08	10/15/08	003262226	61310	69,120	52,620	16,500	23.9%	COPR	HORWITH	JTLX254
09/18/08	10/15/08	003262227	61311	69,400	51,400	18,000	25.9%	COPR	HORWITH	JTLX254
09/18/08	10/15/08	003262228	61312	67,380	50,360	17,020	25.3%	COPR	HORWITH	CHUX188
09/18/08	10/15/08	003262229	61313	67,360	50,780	16,580	24.6%	COPR	HORWITH	CHUX256
09/18/08	10/15/08	003262230	61314	76,900	52,140	24,760	32.2%	COPR	HORWITH	CHUX188
09/18/08	10/15/08	003262231	61315	24,780	51,240	(26,460)	-106.8%	COPR	HORWITH	CHUX188
09/18/08	10/15/08	003262232	61316	24,780	49,860	(25,080)	-101.2%	COPR	HORWITH	CHUX188
09/18/08	10/15/08	003262233	61317	76,660	52,500	24,160	31.5%	COPR	HORWITH	CHUX256
09/18/08	10/15/08	003262234	61318	38,820	50,420	(11,600)	-29.9%	COPR	HORWITH	CHUX249
09/18/08	10/15/08	003262235	61319	29,000	51,240	(22,240)	-76.7%	COPR	HORWITH	CHUX256
09/18/08	10/15/08	003262236	61320	29,000	50,960	(21,960)	-75.7%	COPR	HORWITH	CHUX256
09/18/08	10/15/08	003262237	61321	45,960	49,140	(3,180)	-6.9%	COPR	HORWITH	CHUX249
09/18/08	10/15/08	003262238	61322	38,800	51,020	(12,220)	-31.5%	COPR	HORWITH	CHUX249
09/18/08	10/15/08	003262239	61323	77,140	48,760	28,380	36.8%	COPR	HORWITH	CHUX249
09/18/08	10/15/08	003262240	61324	37,760	51,060	(13,300)	-35.2%	COPR	HORWITH	DJLX98509
09/18/08	10/15/08	003262241	61325	7,160	50,260	(43,100)	-602.0%	COPR	HORWITH	DJLX98509
09/18/08	10/15/08	003262242	61326	21,620	51,340	(29,720)	-137.5%	COPR	HORWITH	DJLX98509
09/18/08	10/15/08	003262243	61327	67,800	50,860	16,940	25.0%	COPR	HORWITH	DJLX98509
09/18/08	10/15/08	003262244	61328	76,980	52,300	24,680	32.1%	COPR	HORWITH	JTLX188
09/18/08	10/15/08	003262245	61329	35,260	50,920	(15,660)	-44.4%	COPR	HORWITH	JTLX188
09/18/08	10/15/08	003262246	61330	76,580	50,960	25,620	33.5%	COPR	HORWITH	JTLX188
09/18/08	10/15/08	003262247	61331	17,700	50,220	(32,520)	-183.7%	COPR	HORWITH	JTLX188
09/18/08	10/15/08	003262248	61332	30,360	49,220	(18,860)	-62.1%	COPR	HORWITH	CEFX35813
09/18/08	10/15/08	003262249	61333	67,560	50,920	16,640	24.6%	COPR	HORWITH	CEFX35813
09/18/08	10/15/08	003262250	61334	76,580	51,140	25,440	33.2%	COPR	HORWITH	JTLX30151
09/18/08	10/15/08	003262251	61335	68,020	50,820	17,200	25.3%	COPR	HORWITH	CEFX35813

Honeywell

HONEYWELL SA-7 USE HAZARDOUS WASTE TRACKING (2006)										
Date Shipped	Date of Return Manifest	State Manifest	Man. Doc #	Facilty Manifest Weight (lbs)	Estimated Weight (lbs)	Manifest - Estimate (lbs)	Manifest - Estimate (%)	Material	Transporter	RAILCAR #
09/18/08	10/15/08	003262252	61336	31,260	52,420	(21,160)	-67.7%	COPR	HORWITH	CEFX35813
09/18/08	10/15/08	003262253	61337	18,320	51,980	(33,660)	-183.7%	COPR	HORWITH	JTLX30151
09/18/08	10/15/08	003262254	61338	68,740	50,420	18,320	26.7%	COPR	HORWITH	JTLX30151
09/18/08	10/15/08	003262255	61339	38,620	51,760	(13,140)	-34.0%	COPR	HORWITH	JTLX30151
09/18/08	10/15/08	003262256	61340	25,780	49,780	(24,000)	-93.1%	COPR	HORWITH	CEFX35843
09/18/08	10/15/08	003262257	61341	77,320	51,000	26,320	34.0%	COPR	HORWITH	CEFX35843
09/18/08	10/15/08	003262258	61342	67,260	50,960	16,300	24.2%	COPR	HORWITH	CITX300117
09/18/08	10/15/08	003262259	61343	67,760	49,980	17,780	26.2%	COPR	HORWITH	CEFX35843
09/18/08	10/15/08	003262260	61344	66,960	50,080	16,880	25.2%	COPR	HORWITH	CITX300117
09/18/08	10/15/08	003262261	61345	29,160	50,700	(21,540)	-73.9%	COPR	HORWITH	CEFX35843
09/18/08	10/15/08	003262262	61346	23,660	51,740	(28,080)	-118.7%	COPR	HORWITH	CITX300117
09/18/08	10/15/08	003262263	61347	42,060	50,280	(8,220)	-19.5%	COPR	HORWITH	CITX300117
09/18/08	10/15/08	003262264	61348	20,680	51,300	(30,620)	-148.1%	COPR	HORWITH	CHUX119
09/18/08	10/15/08	003262265	61349	68,200	51,680	16,520	24.2%	COPR	HORWITH	CHUX119
09/18/08	10/15/08	003262266	61350	68,780	49,520	19,260	28.0%	COPR	HORWITH	CHUX119
09/18/08	10/15/08	003262267	61351	27,960	49,860	(21,900)	-78.3%	COPR	HORWITH	CHUX304
09/18/08	10/15/08	003262268	61352	43,960	50,460	(6,500)	-14.8%	COPR	HORWITH	CHUX119
09/18/08	10/15/08	003262269	61353	67,540	51,260	16,280	24.1%	COPR	HORWITH	CHUX304
09/18/08	10/15/08	003262270	61354	76,840	51,080	25,760	33.5%	COPR	HORWITH	CHUX304
09/18/08	10/15/08	003262271	61355	68,260	51,180	17,080	25.0%	COPR	HORWITH	CHUX155
09/18/08	10/15/08	003262272	61356	50,340	51,560	(1,220)	-2.4%	COPR	HORWITH	CHUX155
09/18/08	10/15/08	003262273	61357	27,960	49,980	(22,020)	-78.8%	COPR	HORWITH	CHUX304
09/18/08	10/15/08	003262274	61358	51,920	51,000	920	1.8%	COPR	HORWITH	CITX300158
09/18/08	10/15/08	003262275	61359	77,240	52,020	25,220	32.7%	COPR	HORWITH	CHUX155
09/18/08	10/15/08	003262276	61360	9,240	51,580	(42,340)	-458.2%	COPR	HORWITH	CHUX155
09/18/08	10/15/08	003262277	61361	67,100	50,520	16,580	24.7%	COPR	HORWITH	CITX300158
09/18/08	10/15/08	003262278	61362	66,800	50,720	16,080	24.1%	COPR	HORWITH	CITX300158
09/18/08	10/15/08	003262279	61363	17,680	52,120	(34,440)	-194.8%	COPR	HORWITH	CITX300158
09/19/08	10/15/08	003262280	61364	77,040	49,800	27,240	35.4%	COPR	HORWITH	CHUX192
09/19/08	10/15/08	003262281	61365	76,720	48,600	28,120	36.7%	COPR	HORWITH	CHUX192
09/19/08	10/15/08	003262282	61366	19,800	50,560	(30,760)	-155.4%	COPR	HORWITH	CHUX192
09/19/08	10/15/08	003262283	61367	19,780	49,040	(29,260)	-147.9%	COPR	HORWITH	CHUX192
09/19/08	10/15/08	003262284	61368	31,460	50,340	(18,880)	-60.0%	COPR	HORWITH	CHUX281
09/19/08	10/15/08	003262285	61369	67,400	48,640	18,760	27.8%	COPR	HORWITH	CHUX281
09/19/08	10/15/08	003262286	61370	67,160	51,000	16,160	24.1%	COPR	HORWITH	CHUX281
09/19/08	10/15/08	003262287	61371	31,920	49,400	(17,480)	-54.8%	COPR	HORWITH	CHUX281
09/19/08	10/15/08	003262288	61372	59,400	50,320	9,080	15.3%	COPR	HORWITH	JTLX175
09/19/08	10/15/08	003262289	61373	67,960	50,200	17,760	26.1%	COPR	HORWITH	JTLX175
09/19/08	10/15/08	003262290	61374	38,080	49,800	(11,720)	-30.8%	COPR	HORWITH	JTLX175
09/19/08	10/15/08	003262291	61375	38,320	49,300	(10,980)	-28.7%	COPR	HORWITH	CHUX174
09/19/08	10/15/08	003262292	61376	38,100	50,300	(12,200)	-32.0%	COPR	HORWITH	JTLX175
09/19/08	10/15/08	003262293	61377	76,160	51,020	25,140	33.0%	COPR	HORWITH	CHUX174
09/19/08	10/15/08	003262294	61378	77,420	50,120	27,300	35.3%	COPR	HORWITH	CHUX174
09/19/08	10/15/08	003262295	61379	8,880	51,120	(42,240)	-475.7%	COPR	HORWITH	CHUX174
09/19/08	10/15/08	003262296	61380	24,080	51,760	(27,680)	-115.0%	COPR	HORWITH	CHUX129
09/19/08	10/15/08	003262297	61381	68,440	49,480	18,960	27.7%	COPR	HORWITH	CHUX129
09/19/08	10/15/08	003262298	61382	68,400	50,380	18,020	26.3%	COPR	HORWITH	CHUX129
09/19/08	10/15/08	003262299	61383	36,920	50,680	(13,760)	-37.3%	COPR	HORWITH	CHUX129
09/19/08	10/15/08	003262300	61384	23,400	49,020	(25,620)	-109.5%	COPR	HORWITH	CITX300142
09/19/08	10/15/08	003262301	61385	67,760	51,240	16,520	24.4%	COPR	HORWITH	CITX300142
09/19/08	10/15/08	003262302	61386	66,960	51,300	15,660	23.4%	COPR	HORWITH	CITX300142
09/19/08	10/15/08	003262303	61387	42,820	49,700	(6,880)	-16.1%	COPR	HORWITH	CITX300142
09/19/08	10/15/08	003262304	61388	26,300	50,240	(23,940)	-91.0%	COPR	HORWITH	CEFX35844
09/19/08	10/15/08	003262305	61389	68,080	50,020	18,060	26.5%	COPR	HORWITH	CEFX35844
09/19/08	10/15/08	003262306	61390	67,000	50,460	16,540	24.7%	COPR	HORWITH	CEFX35844
09/19/08	10/15/08	003262307	61391	68,640	50,620	18,020	26.3%	COPR	HORWITH	CEFX35284
09/19/08	10/15/08	003262308	61392	19,220	50,600	(31,380)	-163.3%	COPR	HORWITH	CEFX35284
09/19/08	10/15/08	003262309	61393	38,300	51,500	(13,200)	-34.5%	COPR	HORWITH	CEFX35844
09/19/08	10/15/08	003262310	61394	68,780	49,780	19,000	27.6%	COPR	HORWITH	CEFX35284
09/19/08	10/15/08	003262311	61395	41,120	50,720	(9,600)	-23.3%	COPR	HORWITH	CEFX35284
09/19/08	10/15/08	003262312	61396	67,680	49,920	17,760	26.2%	COPR	HORWITH	CHUX184
09/19/08	10/15/08	003262313	61397	67,240	50,480	16,760	24.9%	COPR	HORWITH	CHUX184
09/19/08	10/15/08	003262314	61398	34,120	50,720	(16,600)	-48.7%	COPR	HORWITH	CHUX184
09/19/08	10/15/08	003262315	61399	34,120	49,980	(15,860)	-46.5%	COPR	HORWITH	CHUX184
09/19/08	10/15/08	003262316	61400	67,720	50,340	17,380	25.7%	COPR	HORWITH	CITX300146
09/19/08	10/15/08	003262317	61401	68,580	51,800	16,780	24.5%	COPR	HORWITH	CITX300146
09/19/08	10/15/08	003262318	61402	34,500	49,980	(15,480)	-44.9%	COPR	HORWITH	CITX300146
09/19/08	10/15/08	003262319	61403	34,480	50,820	(16,340)	-47.4%	COPR	HORWITH	CITX300146
09/19/08	10/15/08	003262320	61404	75,980	51,380	24,600	32.4%	COPR	HORWITH	CHUX277
09/19/08	10/15/08	003262321	61405	76,780	52,520	24,260	31.6%	COPR	HORWITH	CHUX277
09/19/08	10/15/08	003262322	61406	24,700	50,320	(25,620)	-103.7%	COPR	HORWITH	CHUX277
09/19/08	10/15/08	003262323	61407	58,540	51,060	7,480	12.8%	COPR	HORWITH	CITX300140
09/19/08	10/15/08	003262324	61408	24,720	49,200	(24,480)	-99.0%	COPR	HORWITH	CHUX277
09/19/08	10/15/08	003262325	61409	33,400	48,920	(15,520)	-46.5%	COPR	HORWITH	CITX300140

Honeywell

HONEYWELL SA-7 USE HAZARDOUS WASTE TRACKING (2006)										
Date Shipped	Date of Return Manifest	State Manifest	Man. Doc #	Facilty Manifest Weight (lbs)	Estimated Weight (lbs)	Manifest - Estimate (lbs)	Manifest - Estimate (%)	Material	Transporter	RAILCAR #
09/19/08	10/15/08	003262326	61410	67,900	50,320	17,580	25.9%	COPR	HORWITH	CITX300140
09/19/08	10/15/08	003262327	61411	33,420	50,360	(16,940)	-50.7%	COPR	HORWITH	CITX300140
09/19/08	10/15/08	003262328	61412	68,760	49,280	19,480	28.3%	COPR	HORWITH	CHUX149
09/19/08	10/15/08	003262329	61413	68,500	50,800	17,700	25.8%	COPR	HORWITH	CHUX149
09/19/08	10/15/08	003262330	61414	47,580	50,320	(2,740)	-5.8%	COPR	HORWITH	CHUX149
09/19/08	10/15/08	003262331	61415	15,520	51,000	(35,480)	-228.6%	COPR	HORWITH	CHUX149
09/19/08	10/15/08	003262332	61416	67,940	49,460	18,480	27.2%	COPR	HORWITH	CITX300020
09/19/08	10/15/08	003262333	61417	66,800	51,440	15,360	23.0%	COPR	HORWITH	CITX300020
09/19/08	10/15/08	003262334	61418	31,620	51,220	(19,600)	-62.0%	COPR	HORWITH	CITX300020
09/19/08	10/15/08	003262335	61419	47,600	50,180	(2,580)	-5.4%	COPR	HORWITH	CHUX148
09/19/08	10/15/08	003262336	61420	76,520	51,840	24,680	32.3%	COPR	HORWITH	CHUX148
09/19/08	10/15/08	003262337	61421	31,640	51,760	(20,120)	-63.6%	COPR	HORWITH	CITX300020
09/19/08	10/15/08	003262338	61422	10,320	50,560	(40,240)	-389.9%	COPR	HORWITH	CHUX148
09/19/08	10/15/08	003262339	61423	68,660	50,820	17,840	26.0%	COPR	HORWITH	CHUX148
09/19/08	10/15/08	003262340	61424	76,320	51,020	25,300	33.1%	COPR	HORWITH	CEFX35808
09/19/08	10/15/08	003262341	61425	20,400	49,700	(29,300)	-143.6%	COPR	HORWITH	CEFX35808
09/19/08	10/15/08	003262342	61426	68,380	49,820	18,560	27.1%	COPR	HORWITH	CEFX35808
09/19/08	10/15/08	003262343	61427	34,600	50,480	(15,880)	-45.9%	COPR	HORWITH	CEFX35808
09/22/08	10/23/08	003262344	61428	21,880	50,580	(28,700)	-131.2%	COPR	HORWITH	CITX35808
09/22/08	10/23/08	003262345	61429	68,900	49,640	19,260	28.0%	COPR	HORWITH	CITX35808
09/22/08	10/23/08	003262346	61430	67,240	50,380	16,860	25.1%	COPR	HORWITH	CITX35808
09/22/08	10/23/08	003262347	61431	41,840	49,800	(7,960)	-19.0%	COPR	HORWITH	CITX35808
09/22/08	10/23/08	003262348	61432	76,880	50,680	26,200	34.1%	COPR	HORWITH	DJLX98534
09/22/08	10/23/08	003262349	61433	76,820	49,180	27,640	36.0%	COPR	HORWITH	DJLX98534
09/22/08	10/23/08	003262350	61434	23,240	50,440	(27,200)	-117.0%	COPR	HORWITH	DJLX98534
09/22/08	10/23/08	003262351	61435	23,240	50,120	(26,880)	-115.7%	COPR	HORWITH	DJLX98534
09/22/08	10/23/08	003262352	61436	44,760	51,040	(6,280)	-14.0%	COPR	HORWITH	CHUX251
09/22/08	10/23/08	003262353	61437	67,960	52,220	15,740	23.2%	COPR	HORWITH	CHUX251
09/22/08	10/23/08	003262354	61438	67,080	52,240	14,840	22.1%	COPR	HORWITH	CHUX251
09/22/08	10/23/08	003262355	61439	22,040	50,480	(28,440)	-129.0%	COPR	HORWITH	CHUX251
09/22/08	10/23/08	003262356	61440	45,860	51,480	(5,620)	-12.3%	COPR	HORWITH	CEFX35239
09/22/08	10/23/08	003262357	61441	67,400	50,660	16,740	24.8%	COPR	HORWITH	CEFX35239
09/22/08	10/23/08	003262358	61442	67,080	50,420	16,660	24.8%	COPR	HORWITH	CEFX35239
09/22/08	10/23/08	003262359	61443	22,040	49,640	(27,600)	-125.2%	COPR	HORWITH	CEFX35239
09/22/08	10/23/08	003262360	61444	31,500	50,600	(19,100)	-60.6%	COPR	HORWITH	JTLX30147
09/22/08	10/23/08	003262361	61445	68,780	51,760	17,020	24.7%	COPR	HORWITH	JTLX30147
09/22/08	10/23/08	003262362	61446	68,900	48,780	20,120	29.2%	COPR	HORWITH	JTLX30147
09/22/08	10/23/08	003262363	61447	30,560	50,860	(20,300)	-66.4%	COPR	HORWITH	JTLX30147
09/22/08	10/23/08	003262364	61448	8,260	49,620	(41,360)	-500.7%	COPR	HORWITH	DJLX98506
09/22/08	10/23/08	003262365	61449	69,200	50,220	18,980	27.4%	COPR	HORWITH	DJLX98506
09/22/08	10/23/08	003262366	61450	76,880	51,200	25,680	33.4%	COPR	HORWITH	DJLX98506
09/22/08	10/23/08	003262367	61451	46,100	50,220	(4,120)	-8.9%	COPR	HORWITH	DJLX98506
09/22/08	10/23/08	003262368	61452	66,920	50,720	16,200	24.2%	COPR	HORWITH	JTLX30128
09/22/08	10/23/08	003262369	61453	68,380	51,420	16,960	24.8%	COPR	HORWITH	JTLX30128
09/22/08	10/23/08	003262370	61454	34,020	50,140	(16,120)	-47.4%	COPR	HORWITH	JTLX30128
09/22/08	10/23/08	003262371	61455	67,860	50,860	17,000	25.1%	COPR	HORWITH	JTLX30128
09/22/08	10/23/08	003262372	61456	76,920	50,800	26,120	34.0%	COPR	HORWITH	CEFX35806
09/22/08	10/23/08	003262373	61457	34,040	51,140	(17,100)	-50.2%	COPR	HORWITH	CEFX35806
09/22/08	10/23/08	003262374	61458	30,320	49,840	(19,520)	-64.4%	COPR	HORWITH	CEFX35806
09/22/08	10/23/08	003262375	61459	30,320	49,840	(19,520)	-64.4%	COPR	HORWITH	CEFX35806
09/22/08	10/23/08	003262376	61460	25,660	50,500	(24,840)	-96.8%	COPR	HORWITH	CITX300041
09/22/08	10/23/08	003262377	61461	45,320	50,360	(5,040)	-11.1%	COPR	HORWITH	CITX300041
09/22/08	10/23/08	003262378	61462	66,660	51,820	14,840	22.3%	COPR	HORWITH	CITX300041
09/22/08	10/23/08	003262379	61463	68,500	51,860	16,640	24.3%	COPR	HORWITH	CITX300041
09/22/08	10/15/08	003262380	61464	12,960	52,440	(39,480)	-304.6%	COPR	HORWITH	NRLX527976
09/22/08	10/23/08	003262381	61465	76,620	50,640	25,980	33.9%	COPR	HORWITH	NDYX320337
09/22/08	10/15/08	003262382	61466	76,120	50,860	25,260	33.2%	COPR	HORWITH	NRLX527976
09/22/08	10/15/08	003262383	61467	68,740	50,000	18,740	27.3%	COPR	HORWITH	NRLX527976
09/22/08	10/23/08	003262384	61468	67,840	51,120	16,720	24.6%	COPR	HORWITH	NDYX320337
09/22/08	10/15/08	003262385	61469	45,440	51,040	(5,600)	-12.3%	COPR	HORWITH	NRLX527976
09/22/08	10/23/08	003262386	61470	35,880	51,500	(15,620)	-43.5%	COPR	HORWITH	NDYX320337
09/22/08	10/23/08	003262387	61471	67,800	52,340	15,460	22.8%	COPR	HORWITH	CEFX35886
09/22/08	10/23/08	003262388	61472	23,080	50,100	(27,020)	-117.1%	COPR	HORWITH	NDYX320337
09/22/08	10/23/08	003262389	61473	33,340	50,900	(17,560)	-52.7%	COPR	HORWITH	CEFX35886
09/22/08	10/23/08	003262390	61474	67,180	50,660	16,520	24.6%	COPR	HORWITH	CEFX35886
09/22/08	10/23/08	003262391	61475	33,320	51,080	(17,760)	-53.3%	COPR	HORWITH	CEFX35886
09/22/08	10/23/08	003262392	61476	37,140	49,840	(12,700)	-34.2%	COPR	HORWITH	CHUX333
09/22/08	10/23/08	003262393	61477	67,460	51,720	15,740	23.3%	COPR	HORWITH	CHUX333
09/22/08	10/23/08	003262394	61478	38,380	51,320	(12,940)	-33.7%	COPR	HORWITH	CEFX35248
09/22/08	10/23/08	003262395	61479	67,140	51,360	15,780	23.5%	COPR	HORWITH	CHUX333
09/22/08	10/23/08	003262396	61480	30,580	49,280	(18,700)	-61.2%	COPR	HORWITH	CHUX333
09/22/08	10/23/08	003262397	61481	52,140	50,560	1,580	3.0%	COPR	HORWITH	CEFX35248
09/22/08	10/23/08	003262398	61482	69,380	51,540	17,840	25.7%	COPR	HORWITH	CEFX35248
09/22/08	10/23/08	003262399	61483	38,380	49,120	(10,740)	-28.0%	COPR	HORWITH	CEFX35248

Honeywell

HONEYWELL SA-7 USE HAZARDOUS WASTE TRACKING (2006)										
Date Shipped	Date of Return Manifest	State Manifest	Man. Doc #	Facilty Manifest Weight (lbs)	Estimated Weight (lbs)	Manifest - Estimate (lbs)	Manifest - Estimate (%)	Material	Transporter	RAILCAR #
09/22/08	10/23/08	003262400	61484	25,360	51,220	(25,860)	-102.0%	COPR	HORWITH	CITX300027
09/22/08	10/23/08	003262401	61485	76,580	50,980	25,600	33.4%	COPR	HORWITH	CITX300027
09/22/08	10/23/08	003262402	61486	76,100	51,280	24,820	32.6%	COPR	HORWITH	CITX300027
09/22/08	10/23/08	003262403	61487	26,140	51,940	(25,800)	-98.7%	COPR	HORWITH	CITX300108
09/22/08	10/23/08	003262404	61488	69,000	52,400	16,600	24.1%	COPR	HORWITH	CITX300108
09/22/08	10/23/08	003262405	61489	41,520	51,620	(10,100)	-24.3%	COPR	HORWITH	CITX300108
09/22/08	10/23/08	003262406	61490	25,360	50,560	(25,200)	-99.4%	COPR	HORWITH	CITX300027
09/22/08	10/23/08	003262407	61491	68,280	50,040	18,240	26.7%	COPR	HORWITH	CITX300108
09/23/08	10/23/08	003262408	61492	27,680	49,320	(21,640)	-78.2%	COPR	HORWITH	DJLX98531
09/23/08	10/23/08	003262409	61493	67,360	49,160	18,200	27.0%	COPR	HORWITH	DJLX98531
09/23/08	10/23/08	003262410	61494	77,080	50,040	27,040	35.1%	COPR	HORWITH	DJLX98531
09/23/08	10/23/08	003262411	61495	32,040	49,840	(17,800)	-55.6%	COPR	HORWITH	DJLX98531
09/23/08	10/23/08	003262412	61496	36,120	51,280	(15,160)	-42.0%	COPR	HORWITH	CHUX140
09/23/08	10/23/08	003262413	61497	76,900	49,220	27,680	36.0%	COPR	HORWITH	CHUX140
09/23/08	10/23/08	003262414	61498	77,140	50,120	27,020	35.0%	COPR	HORWITH	CHUX140
09/23/08	10/23/08	003262415	61499	7,620	50,000	(42,380)	-556.2%	COPR	HORWITH	CHUX140
09/23/08	10/23/08	003262416	61500	61,720	51,220	10,500	17.0%	COPR	HORWITH	CITX300154
09/23/08	10/23/08	003262417	61501	68,960	51,300	17,660	25.6%	COPR	HORWITH	CITX300154
09/23/08	10/23/08	003262418	61502	34,640	51,620	(16,980)	-49.0%	COPR	HORWITH	CITX300154
09/23/08	10/23/08	003262419	61503	34,640	49,500	(14,860)	-42.9%	COPR	HORWITH	CITX300154
09/23/08	10/23/08	003262420	61504	21,980	51,100	(29,120)	-132.5%	COPR	HORWITH	CHUX185
09/23/08	10/23/08	003262421	61505	69,100	52,380	16,720	24.2%	COPR	HORWITH	CHUX185
09/23/08	10/23/08	003262422	61506	68,980	49,740	19,240	27.9%	COPR	HORWITH	CHUX185
09/23/08	10/23/08	003262423	61507	41,660	49,200	(7,540)	-18.1%	COPR	HORWITH	CHUX185
09/23/08	10/23/08	003262424	61508	77,140	50,280	26,860	34.8%	COPR	HORWITH	NDYX320335
09/23/08	10/23/08	003262425	61509	77,200	48,980	28,220	36.6%	COPR	HORWITH	NDYX320335
09/23/08	10/23/08	003262426	61510	23,360	48,960	(25,600)	-109.6%	COPR	HORWITH	NDYX320335
09/23/08	10/23/08	003262427	61511	23,360	49,360	(26,000)	-111.3%	COPR	HORWITH	NDYX320335
09/23/08	10/23/08	003262428	61512	48,260	49,300	(1,040)	-2.2%	COPR	HORWITH	CITX3000165
09/23/08	10/23/08	003262429	61513	68,520	51,080	17,440	25.5%	COPR	HORWITH	CITX3000165
09/23/08	10/23/08	003262430	61514	68,660	50,060	18,600	27.1%	COPR	HORWITH	CITX3000165
09/23/08	10/23/08	003262431	61515	14,900	50,460	(35,560)	-238.7%	COPR	HORWITH	CITX3000165
09/23/08	10/23/08	003262432	61516	68,460	49,940	18,520	27.1%	COPR	HORWITH	JTLX30131
09/23/08	10/23/08	003262433	61517	77,220	50,600	26,620	34.5%	COPR	HORWITH	JTLX30131
09/23/08	10/23/08	003262434	61518	28,780	51,540	(22,760)	-79.1%	COPR	HORWITH	JTLX30131
09/23/08	10/23/08	003262435	61519	53,780	50,880	2,900	5.4%	COPR	HORWITH	CEFX35237
09/23/08	10/23/08	003262436	61520	28,800	51,060	(22,260)	-77.3%	COPR	HORWITH	JTLX30131
09/23/08	10/23/08	003262437	61521	77,200	51,500	25,700	33.3%	COPR	HORWITH	CEFX35237
09/23/08	10/23/08	003262438	61522	34,220	49,900	(15,680)	-45.8%	COPR	HORWITH	CEFX35237
09/23/08	10/23/08	003262439	61523	34,220	52,260	(18,040)	-52.7%	COPR	HORWITH	CEFX35237
09/23/08	10/23/08	003262440	61524	45,100	50,900	(5,800)	-12.9%	COPR	HORWITH	JTLX271
09/23/08	10/23/08	003262441	61525	68,440	50,560	17,880	26.1%	COPR	HORWITH	JTLX271
09/23/08	10/23/08	003262442	61526	67,540	50,860	16,680	24.7%	COPR	HORWITH	JTLX271
09/23/08	10/23/08	003262443	61527	23,060	50,300	(27,240)	-118.1%	COPR	HORWITH	JTLX271
09/23/08	10/23/08	003262444	61528	44,240	51,000	(6,760)	-15.3%	COPR	HORWITH	CHUX240
09/23/08	10/23/08	003262445	61529	68,680	49,820	18,860	27.5%	COPR	HORWITH	CHUX240
09/23/08	10/23/08	003262446	61530	68,760	51,380	17,380	25.3%	COPR	HORWITH	CHUX240
09/23/08	10/23/08	003262447	61531	22,200	51,040	(28,840)	-129.9%	COPR	HORWITH	CHUX240
09/23/08	10/23/08	003262448	61532	76,420	50,200	26,220	34.3%	COPR	HORWITH	CHUX103
09/23/08	10/23/08	003262449	61533	25,520	52,140	(26,620)	-104.3%	COPR	HORWITH	CHUX103
09/23/08	10/23/08	003262450	61534	76,780	51,800	24,980	32.5%	COPR	HORWITH	CHUX103
09/23/08	10/23/08	003262451	61535	68,740	52,560	16,180	23.5%	COPR	HORWITH	CHUX118
09/23/08	10/23/08	003262452	61536	23,820	51,560	(27,740)	-116.5%	COPR	HORWITH	CHUX103
09/23/08	10/23/08	003262453	61537	38,780	51,460	(12,680)	-32.7%	COPR	HORWITH	CHUX118
09/23/08	10/23/08	003262454	61538	67,480	51,380	16,100	23.9%	COPR	HORWITH	CHUX118
09/23/08	10/23/08	003262455	61539	27,600	52,400	(24,800)	-89.9%	COPR	HORWITH	CHUX196
09/23/08	10/23/08	003262456	61540	69,280	51,120	18,160	26.2%	COPR	HORWITH	CHUX196
09/23/08	10/23/08	003262457	61541	38,760	50,540	(11,780)	-30.4%	COPR	HORWITH	CHUX118
09/23/08	10/23/08	003262458	61542	77,080	52,260	24,820	32.2%	COPR	HORWITH	CHUX196
09/23/08	10/23/08	003262459	61543	18,460	52,020	(33,560)	-181.8%	COPR	HORWITH	CITX300109
09/23/08	10/23/08	003262460	61544	29,500	50,920	(21,420)	-72.6%	COPR	HORWITH	CHUX196
09/23/08	10/23/08	003262461	61545	67,120	50,380	16,740	24.9%	COPR	HORWITH	CITX300109
09/23/08	10/23/08	003262462	61546	76,860	50,900	25,960	33.8%	COPR	HORWITH	CITX300109
09/23/08	10/23/08	003262463	61547	41,380	51,880	(10,500)	-25.4%	COPR	HORWITH	CITX300109
09/23/08	10/23/08	003262464	61548	40,880	49,880	(9,000)	-22.0%	COPR	HORWITH	CHUX319
09/23/08	10/23/08	003262465	61549	69,380	52,440	16,940	24.4%	COPR	HORWITH	CHUX319
09/23/08	10/23/08	003262466	61550	68,100	52,340	15,760	23.1%	COPR	HORWITH	CHUX319
09/23/08	10/23/08	003262467	61551	21,520	51,280	(29,760)	-138.3%	COPR	HORWITH	NDYX320329
09/23/08	10/23/08	003262468	61552	26,380	52,240	(25,860)	-98.0%	COPR	HORWITH	CHUX319
09/23/08	10/23/08	003262469	61553	77,200	52,100	25,100	32.5%	COPR	HORWITH	NDYX320329
09/23/08	10/23/08	003262470	61554	76,740	51,000	25,740	33.5%	COPR	HORWITH	NDYX320329
09/23/08	10/23/08	003262471	61555	28,420	52,360	(23,940)	-84.2%	COPR	HORWITH	NDYX320329
09/24/08	10/23/08	003262472	61556	52,800	49,040	3,760	7.1%	COPR	HORWITH	CHUX201
09/24/08	10/23/08	003262473	61557	67,000	50,580	16,420	24.5%	COPR	HORWITH	CHUX201

HONEYWELL SA-7 USE HAZARDOUS WASTE TRACKING (2006)										
Date Shipped	Date of Return Manifest	State Manifest	Man. Doc #	Facilty Manifest Weight (lbs)	Estimated Weight (lbs)	Manifest - Estimate (lbs)	Manifest - Estimate (%)	Material	Transporter	RAILCAR #
09/24/08	10/23/08	003262474	61558	38,360	51,220	(12,860)	-33.5%	COPR	HORWITH	CHUX201
09/24/08	10/23/08	003262475	61559	38,360	51,520	(13,160)	-34.3%	COPR	HORWITH	CHUX201
09/24/08	10/23/08	003262476	61560	24,940	51,980	(27,040)	-108.4%	COPR	HORWITH	JTLX257
09/24/08	10/23/08	003262477	61561	77,040	50,520	26,520	34.4%	COPR	HORWITH	JTLX257
09/24/08	10/23/08	003262478	61562	69,500	51,920	17,580	25.3%	COPR	HORWITH	JTLX257
09/24/08	10/23/08	003262479	61563	24,960	49,420	(24,460)	-98.0%	COPR	HORWITH	JTLX257
09/24/08	10/23/08	003262480	61564	43,400	51,380	(7,980)	-18.4%	COPR	HORWITH	CHUX254
09/24/08	10/23/08	003262481	61565	76,800	50,920	25,880	33.7%	COPR	HORWITH	CHUX254
09/24/08	10/23/08	003262482	61566	38,480	52,060	(13,580)	-35.3%	COPR	HORWITH	CHUX254
09/24/08	10/23/08	003262483	61567	38,500	49,760	(11,260)	-29.2%	COPR	HORWITH	CHUX254
09/24/08	10/23/08	003262484	61568	31,660	49,840	(18,180)	-57.4%	COPR	HORWITH	CITX300034
09/24/08	10/23/08	003262485	61569	24,400	49,920	(25,520)	-104.6%	COPR	HORWITH	CITX300034
09/24/08	10/23/08	003262486	61570	66,520	51,280	15,240	22.9%	COPR	HORWITH	CITX300034
09/24/08	10/23/08	003262487	61571	76,180	50,600	25,580	33.6%	COPR	HORWITH	CITX300034
09/24/08	10/23/08	003262488	61572	19,980	51,880	(31,900)	-159.7%	COPR	HORWITH	CITX300101
09/24/08	10/23/08	003262489	61573	61,573	50,720	10,853	17.6%	COPR	HORWITH	CITX300101
09/24/08	10/23/08	003262490	61574	35,700	50,400	(14,700)	-41.2%	COPR	HORWITH	CITX300101
09/24/08	10/23/08	003262491	61575	68,540	51,040	17,500	25.5%	COPR	HORWITH	CITX300101
09/24/08	10/23/08	003262492	61576	67,720	50,740	16,980	25.1%	COPR	HORWITH	NDYX320437
09/24/08	10/23/08	003262493	61577	16,920	50,000	(33,080)	-195.5%	COPR	HORWITH	NDYX320437
09/24/08	10/23/08	003262494	61578	67,620	50,380	17,240	25.5%	COPR	HORWITH	NDYX320437
09/24/08	10/23/08	003262495	61579	45,720	48,900	(3,180)	-7.0%	COPR	HORWITH	NDYX320437
09/24/08	10/23/08	003262496	61580	16,920	50,920	(34,000)	-200.9%	COPR	HORWITH	JTLX30122
09/24/08	10/23/08	003262497	61581	68,500	51,460	17,040	24.9%	COPR	HORWITH	JTLX30122
09/24/08	10/23/08	003262498	61582	68,240	52,280	15,960	23.4%	COPR	HORWITH	JTLX30122
09/24/08	10/23/08	003262499	61583	67,740	52,300	15,440	22.8%	COPR	HORWITH	CHUX180
09/24/08	10/23/08	003262500	61584	50,800	51,800	(1,000)	-2.0%	COPR	HORWITH	JTLX30122
09/24/08	10/23/08	004732001	61585	76,660	50,740	25,920	33.8%	COPR	HORWITH	CHUX180
09/24/08	10/23/08	004732002	61586	30,000	50,900	(20,900)	-69.7%	COPR	HORWITH	CHUX180
09/24/08	10/23/08	004732003	61587	30,000	52,000	(22,000)	-73.3%	COPR	HORWITH	CHUX180
09/24/08	10/23/08	004732004	61588	40,980	51,860	(10,880)	-26.5%	COPR	HORWITH	JTLX270
09/24/08	10/23/08	004732005	61589	66,260	50,680	15,580	23.5%	COPR	HORWITH	JTLX270
09/24/08	10/23/08	004732006	61590	68,020	50,400	17,620	25.9%	COPR	HORWITH	DJLX98524
09/24/08	10/23/08	004732007	61591	67,200	50,420	16,780	25.0%	COPR	HORWITH	JTLX270
09/24/08	10/23/08	004732008	61592	27,740	50,480	(22,740)	-82.0%	COPR	HORWITH	JTLX270
09/24/08	10/23/08	004732009	61593	41,260	50,440	(9,180)	-22.2%	COPR	HORWITH	DJLX98524
09/24/08	10/23/08	004732010	61594	77,100	51,460	25,640	33.3%	COPR	HORWITH	DJLX98524
09/24/08	10/23/08	004732011	61595	13,040	49,340	(36,300)	-278.4%	COPR	HORWITH	DJLX98524
09/24/08	10/23/08	004732014	61596	76,460	51,800	24,660	32.3%	COPR	HORWITH	CEFX35838
09/24/08	10/23/08	004732015	61597	77,760	52,520	25,240	32.5%	COPR	HORWITH	CEFX35838
09/24/08	10/23/08	004732016	61598	21,700	52,540	(30,840)	-142.1%	COPR	HORWITH	CEFX35838
09/24/08	10/23/08	004732017	61599	31,640	52,080	(20,440)	-64.6%	COPR	HORWITH	CEFX35838
09/24/08	10/23/08	004732018	61600	76,900	51,340	25,560	33.2%	COPR	HORWITH	DJLX98548
09/24/08	10/23/08	004732019	61601	67,820	50,440	17,380	25.6%	COPR	HORWITH	DJLX98548
09/24/08	10/23/08	004732020	61602	28,440	50,080	(21,640)	-76.1%	COPR	HORWITH	DJLX98548
09/24/08	10/23/08	004732021	61603	28,420	51,880	(23,460)	-82.5%	COPR	HORWITH	DJLX98548
09/24/08	10/23/08	004732022	61604	67,580	50,280	17,300	25.6%	COPR	HORWITH	JTLX236
09/24/08	10/23/08	004732024	61605	33,420	49,960	(16,540)	-49.5%	COPR	HORWITH	JTLX236
09/24/08	10/23/08	004732025	61606	67,540	51,460	16,080	23.8%	COPR	HORWITH	JTLX236
09/24/08	10/23/08	004732026	61607	53,820	50,940	2,880	5.4%	COPR	HORWITH	CHUX231
09/24/08	10/23/08	004732027	61608	33,420	50,200	(16,780)	-50.2%	COPR	HORWITH	JTLX236
09/24/08	10/23/08	004732028	61609	34,920	48,240	(13,320)	-38.1%	COPR	HORWITH	CHUX231
09/24/08	10/23/08	004732029	61610	76,820	50,860	25,960	33.8%	COPR	HORWITH	CHUX231
09/24/08	10/23/08	004732031	61611	34,900	50,220	(15,320)	-43.9%	COPR	HORWITH	CHUX231
09/24/08	11/03/08	004732032	61612	15,040	50,160	(35,120)	-233.5%	COPR	HORWITH	JTLX30124
09/24/08	11/03/08	004732033	61613	67,600	50,100	17,500	25.9%	COPR	HORWITH	JTLX30124
09/24/08	11/03/08	004732034	61614	76,700	51,800	24,900	32.5%	COPR	HORWITH	JTLX30124
09/24/08	11/03/08	004732035	61615	42,520	49,800	(7,280)	-17.1%	COPR	HORWITH	JTLX30124
09/24/08	11/03/08	004732037	61616	75,920	50,780	25,140	33.1%	COPR	HORWITH	CEFX35246
09/24/08	11/03/08	004732038	61617	26,660	50,040	(23,380)	-87.7%	COPR	HORWITH	CEFX35246
09/24/08	11/03/08	004732039	61618	77,360	51,620	25,740	33.3%	COPR	HORWITH	CEFX35246
09/24/08	11/03/08	004732040	61619	26,680	51,800	(25,120)	-94.2%	COPR	HORWITH	CEFX35246
09/25/08	10/23/08	004732041	61620	54,360	49,460	4,900	9.0%	COPR	HORWITH	CITX300102
09/25/08	10/23/08	004732042	61621	77,240	49,920	27,320	35.4%	COPR	HORWITH	CITX300102
09/25/08	10/23/08	004732043	61622	33,880	49,880	(16,000)	-47.2%	COPR	HORWITH	CITX300102
09/25/08	10/23/08	004732044	61623	33,880	50,340	(16,460)	-48.6%	COPR	HORWITH	CITX300102
09/25/08	10/23/08	004732045	61624	29,620	50,000	(20,380)	-68.8%	COPR	HORWITH	CITX300121
09/25/08	10/23/08	004732046	61625	76,080	48,420	27,660	36.4%	COPR	HORWITH	CITX300121
09/25/08	10/23/08	004732047	61626	76,060	50,300	25,760	33.9%	COPR	HORWITH	CITX300121
09/25/08	10/23/08	004732048	61627	14,440	49,560	(35,120)	-243.2%	COPR	HORWITH	CITX300121
09/25/08	10/23/08	004732049	61628	17,400	50,900	(33,500)	-192.5%	COPR	HORWITH	JTLX275
09/25/08	10/23/08	004732050	61629	66,560	50,740	15,820	23.8%	COPR	HORWITH	CHUX208
09/25/08	10/23/08	004732051	61630	68,300	51,980	16,320	23.9%	COPR	HORWITH	JTLX275
09/25/08	10/23/08	004732052	61631	76,840	51,140	25,700	33.4%	COPR	HORWITH	JTLX275

Honeywell

HONEYWELL SA-7 USE HAZARDOUS WASTE TRACKING (2006)										
Date Shipped	Date of Return Manifest	State Manifest	Man. Doc #	Facilty Manifest Weight (lbs)	Estimated Weight (lbs)	Manifest - Estimate (lbs)	Manifest - Estimate (%)	Material	Transporter	RAILCAR #
09/25/08	10/23/08	004732055	61632	42,340	50,060	(7,720)	-18.2%	COPR	HORWITH	JTLX275
09/25/08	10/23/08	004732056	61633	68,340	49,920	18,420	27.0%	COPR	HORWITH	CHUX208
09/25/08	10/23/08	004732057	61634	38,540	50,500	(11,960)	-31.0%	COPR	HORWITH	CHUX208
09/25/08	10/23/08	004732058	61635	38,560	50,500	(11,940)	-31.0%	COPR	HORWITH	CHUX208
09/25/08	10/23/08	004732059	61636	68,100	50,260	17,840	26.2%	COPR	HORWITH	CEFX35821
09/25/08	10/23/08	004732060	61637	69,360	49,620	19,740	28.5%	COPR	HORWITH	CEFX35821
09/25/08	10/23/08	004732061	61638	45,460	50,400	(4,940)	-10.9%	COPR	HORWITH	JTLX30141
09/25/08	10/23/08	004732062	61639	33,520	51,960	(18,440)	-55.0%	COPR	HORWITH	CEFX35821
09/25/08	10/23/08	004732063	61640	33,520	51,960	(18,440)	-55.0%	COPR	HORWITH	CEFX35821
09/25/08	10/23/08	004732064	61641	34,680	48,660	(13,980)	-40.3%	COPR	HORWITH	JTLX30141
09/25/08	10/23/08	004732065	61642	78,220	50,840	27,380	35.0%	COPR	HORWITH	JTLX30141
09/25/08	10/23/08	004732066	61643	34,680	49,360	(14,680)	-42.3%	COPR	HORWITH	JTLX30141
09/25/08	10/23/08	004732067	61644	67,400	50,160	17,240	25.6%	COPR	HORWITH	CHUX241
09/25/08	10/23/08	004732068	61645	76,920	51,160	25,760	33.5%	COPR	HORWITH	CHUX241
09/25/08	10/23/08	004732069	61646	29,120	50,920	(21,800)	-74.9%	COPR	HORWITH	CHUX241
09/25/08	10/23/08	004732070	61647	29,120	48,720	(19,600)	-67.3%	COPR	HORWITH	CHUX241
09/25/08	10/23/08	004732071	61648	67,680	48,780	18,900	27.9%	COPR	HORWITH	JTLX30160
09/25/08	10/23/08	004732072	61649	28,100	49,320	(21,220)	-75.5%	COPR	HORWITH	JTLX30160
09/25/08	10/23/08	004732073	61650	67,860	48,440	19,420	28.6%	COPR	HORWITH	JTLX30160
09/25/08	10/23/08	004732074	61651	31,580	48,040	(16,460)	-52.1%	COPR	HORWITH	JTLX30160
09/25/08	10/23/08	004732075	61652	26,200	51,220	(25,020)	-95.5%	COPR	HORWITH	CEFX35812
09/25/08	10/23/08	004732076	61653	69,040	50,540	18,500	26.8%	COPR	HORWITH	CEFX35812
09/25/08	10/23/08	004732077	61654	68,080	51,860	16,220	23.8%	COPR	HORWITH	CEFX35812
09/25/08	10/23/08	004732078	61655	38,800	51,020	(12,220)	-31.5%	COPR	HORWITH	CEFX35812
09/25/08	10/23/08	004732079	61656	8,840	51,400	(42,560)	-481.4%	COPR	HORWITH	JTLX30139
09/25/08	10/23/08	004732080	61657	76,720	52,320	24,400	31.8%	COPR	HORWITH	JTLX30139
09/25/08	10/23/08	004732081	61658	76,760	51,080	25,680	33.5%	COPR	HORWITH	JTLX30139
09/25/08	10/23/08	004732082	61659	68,320	52,180	16,140	23.6%	COPR	HORWITH	CHUX215
09/25/08	10/23/08	004732083	61660	42,760	51,860	(9,100)	-21.3%	COPR	HORWITH	JTLX30139
09/25/08	10/23/08	004732084	61661	76,960	51,060	25,900	33.7%	COPR	HORWITH	CHUX215
09/25/08	10/23/08	004732085	61662	31,180	52,480	(21,300)	-68.3%	COPR	HORWITH	CHUX215
09/25/08	10/23/08	004732086	61663	31,180	50,000	(18,820)	-60.4%	COPR	HORWITH	CHUX215
09/25/08	10/23/08	004732087	61664	68,160	52,300	15,860	23.3%	COPR	HORWITH	JTLX30118
09/25/08	10/23/08	004732088	61665	69,480	51,400	18,080	26.0%	COPR	HORWITH	JTLX30118
09/25/08	10/23/08	004732089	61666	33,780	50,620	(16,840)	-49.9%	COPR	HORWITH	JTLX30118
09/25/08	10/23/08	004732090	61667	33,800	51,200	(17,400)	-51.5%	COPR	HORWITH	JTLX30118
09/25/08	10/23/08	004732091	61668	63,660	51,100	12,560	19.7%	COPR	HORWITH	CHUX305
09/25/08	10/23/08	004732092	61669	66,540	51,400	15,140	22.8%	COPR	HORWITH	CHUX305
09/25/08	10/23/08	004732093	61670	34,500	51,520	(17,020)	-49.3%	COPR	HORWITH	CHUX305
09/25/08	10/23/08	004732094	61671	34,500	49,380	(14,880)	-43.1%	COPR	HORWITH	CHUX305
09/25/08	10/23/08	004732095	61672	14,640	51,460	(36,820)	-251.5%	COPR	HORWITH	CEFX35244
09/25/08	10/23/08	004732096	61673	66,500	51,880	14,620	22.0%	COPR	HORWITH	CEFX35244
09/25/08	10/23/08	004732097	61674	69,000	52,520	16,480	23.9%	COPR	HORWITH	CEFX35244
09/25/08	10/23/08	004732098	61675	75,820	50,200	25,620	33.8%	COPR	HORWITH	JTLX30142
09/25/08	10/23/08	004732099	61676	59,220	52,460	6,760	11.4%	COPR	HORWITH	CEFX35244
09/25/08	10/23/08	004732100	61677	8,040	51,080	(43,040)	-535.3%	COPR	HORWITH	JTLX30142
09/25/08	10/23/08	004732101	61678	77,060	50,480	26,580	34.5%	COPR	HORWITH	JTLX30142
09/25/08	10/23/08	004732102	61679	37,620	49,980	(12,360)	-32.9%	COPR	HORWITH	JTLX30142
09/25/08	10/23/08	004732103	61680	9,600	52,280	(42,680)	-444.6%	COPR	HORWITH	CHUX232
09/25/08	10/23/08	004732104	61681	68,480	50,720	17,760	25.9%	COPR	HORWITH	CHUX232
09/25/08	10/23/08	004732105	61682	67,880	50,100	17,780	26.2%	COPR	HORWITH	CHUX232
09/25/08	10/23/08	004732106	61683	59,000	50,020	8,980	15.2%	COPR	HORWITH	CHUX232
09/26/08	10/23/08	004732107	61684	69,020	49,920	19,100	27.7%	COPR	HORWITH	JTLX261
09/26/08	10/23/08	004732108	61685	68,060	49,320	18,740	27.5%	COPR	HORWITH	JTLX261
09/26/08	10/23/08	004732109	61686	29,520	50,500	(20,980)	-71.1%	COPR	HORWITH	JTLX261
09/26/08	10/23/08	004732110	61687	29,540	51,620	(22,080)	-74.7%	COPR	HORWITH	JTLX261
09/26/08	10/23/08	004732111	61688	76,780	50,260	26,520	34.5%	COPR	HORWITH	JTLX30113
09/26/08	10/23/08	004732112	61689	37,560	50,260	(12,700)	-33.8%	COPR	HORWITH	JTLX30113
09/26/08	10/23/08	004732113	61690	75,660	49,220	26,440	34.9%	COPR	HORWITH	JTLX30113
09/26/08	10/23/08	004732114	61691	7,660	50,520	(42,860)	-559.5%	COPR	HORWITH	JTLX30113
09/26/08	10/23/08	004732115	61692	39,140	50,320	(11,180)	-28.6%	COPR	HORWITH	CHUX309
09/26/08	10/23/08	004732116	61693	68,660	51,040	17,620	25.7%	COPR	HORWITH	CHUX309
09/26/08	10/23/08	004732117	61694	67,580	52,000	15,580	23.1%	COPR	HORWITH	CHUX309
09/26/08	10/23/08	004732118	61695	30,360	51,960	(21,600)	-71.1%	COPR	HORWITH	CHUX309
09/26/08	10/23/08	004732119	61696	30,740	50,120	(19,380)	-63.0%	COPR	HORWITH	JTLX234
09/26/08	10/23/08	004732120	61697	69,200	50,280	18,920	27.3%	COPR	HORWITH	JTLX234
09/26/08	10/23/08	004732122	61698	67,700	49,180	18,520	27.4%	COPR	HORWITH	JTLX234
09/26/08	10/23/08	004732123	61699	30,760	48,320	(17,560)	-57.1%	COPR	HORWITH	JTLX234
09/26/08	10/23/08	004732124	61700	45,560	50,520	(4,960)	-10.9%	COPR	HORWITH	CHUX150
09/26/08	10/23/08	004732126	61701	75,660	48,940	26,720	35.3%	COPR	HORWITH	CHUX150
09/26/08	10/23/08	004732127	61702	34,360	48,000	(13,640)	-39.7%	COPR	HORWITH	CHUX150
09/26/08	10/23/08	004732128	61703	34,360	49,820	(15,460)	-45.0%	COPR	HORWITH	CHUX150
09/26/08	10/23/08	004732130	61704	35,900	49,740	(13,840)	-38.6%	COPR	HORWITH	CEFX35816
09/26/08	10/23/08	004732131	61705	67,540	51,020	16,520	24.5%	COPR	HORWITH	CEFX35816

Honeywell

HONEYWELL SA-7 USE HAZARDOUS WASTE TRACKING (2006)										
Date Shipped	Date of Return Manifest	State Manifest	Man. Doc #	Facilty Manifest Weight (lbs)	Estimated Weight (lbs)	Manifest - Estimate (lbs)	Manifest - Estimate (%)	Material	Transporter	RAILCAR #
09/26/08	10/23/08	004732132	61706	15,380	50,800	(35,420)	-230.3%	COPR	HORWITH	CHUX130
09/26/08	10/23/08	004732133	61707	76,500	51,060	25,440	33.3%	COPR	HORWITH	CEFX35816
09/26/08	10/23/08	004732134	61708	18,300	51,320	(33,020)	-180.4%	COPR	HORWITH	CEFX35816
09/26/08	10/23/08	004732135	61709	77,440	49,820	27,620	35.7%	COPR	HORWITH	CHUX130
09/26/08	10/23/08	004732136	61710	76,740	49,820	26,920	35.1%	COPR	HORWITH	CHUX130
09/26/08	10/23/08	004732137	61711	18,400	51,320	(32,920)	-178.9%	COPR	HORWITH	CHUX255
09/26/08	10/23/08	004732138	61712	33,140	51,320	(18,180)	-54.9%	COPR	HORWITH	CHUX130
09/26/08	10/23/08	004732139	61713	37,720	50,340	(12,620)	-33.5%	COPR	HORWITH	CHUX255
09/26/08	10/23/08	004732140	61714	68,620	48,500	20,120	29.3%	COPR	HORWITH	CHUX255
09/26/08	10/23/08	004732141	61715	77,520	50,460	27,060	34.9%	COPR	HORWITH	CHUX255
09/26/08	10/23/08	004732142	61716	77,020	48,560	28,460	37.0%	COPR	HORWITH	JTLX239
09/26/08	10/23/08	004732143	61717	69,320	50,560	18,760	27.1%	COPR	HORWITH	JTLX239
09/26/08	10/23/08	004732144	61718	23,480	51,280	(27,800)	-118.4%	COPR	HORWITH	JTLX239
09/26/08	10/23/08	004732145	61719	23,500	49,600	(26,100)	-111.1%	COPR	HORWITH	JTLX239
09/26/08	10/23/08	004732146	61720	33,740	52,180	(18,440)	-54.7%	COPR	HORWITH	NDYX320320
09/26/08	10/23/08	004732147	61721	33,740	50,640	(16,900)	-50.1%	COPR	HORWITH	NDYX320320
09/26/08	10/23/08	004732148	61722	69,100	51,060	18,040	26.1%	COPR	HORWITH	NDYX320320
09/26/08	10/23/08	004732149	61723	57,940	50,980	6,960	12.0%	COPR	HORWITH	CITX300163
09/26/08	10/23/08	004732150	61724	68,700	52,300	16,400	23.9%	COPR	HORWITH	NDYX320320
09/26/08	10/23/08	004732151	61725	76,440	52,600	23,840	31.2%	COPR	HORWITH	CITX300163
09/26/08	10/23/08	004732152	61726	34,400	52,520	(18,120)	-52.7%	COPR	HORWITH	CITX300163
09/26/08	10/23/08	004732153	61727	34,400	52,140	(17,740)	-51.6%	COPR	HORWITH	CITX300163
09/26/08	10/23/08	004732154	61728	76,480	50,400	26,080	34.1%	COPR	HORWITH	JTLX30112
09/26/08	10/23/08	004732155	61729	23,680	49,860	(26,180)	-110.6%	COPR	HORWITH	JTLX30112
09/26/08	10/23/08	004732156	61730	77,220	49,200	28,020	36.3%	COPR	HORWITH	JTLX30112
09/26/08	10/23/08	004732157	61731	23,700	51,500	(27,800)	-117.3%	COPR	HORWITH	JTLX30112
09/26/08	10/23/08	004732158	61732	68,880	51,920	16,960	24.6%	COPR	HORWITH	NDYX320346
09/26/08	10/23/08	004732159	61733	34,640	51,160	(16,520)	-47.7%	COPR	HORWITH	NDYX320346
09/26/08	10/23/08	004732160	61734	69,120	51,000	18,120	26.2%	COPR	HORWITH	NDYX320346
09/26/08	10/23/08	004732161	61735	21,600	51,600	(30,000)	-138.9%	COPR	HORWITH	CEFX35238
09/26/08	10/23/08	004732162	61736	29,080	50,880	(21,800)	-75.0%	COPR	HORWITH	NDYX320346
09/26/08	10/23/08	004732163	61737	77,120	51,800	25,320	32.8%	COPR	HORWITH	CEFX35238
09/26/08	10/23/08	004732164	61738	68,920	51,980	16,940	24.6%	COPR	HORWITH	CEFX35238
09/26/08	10/23/08	004732165	61739	37,200	52,520	(15,320)	-41.2%	COPR	HORWITH	CEFX35238
09/26/08	10/23/08	004732166	61740	22,100	52,560	(30,460)	-137.8%	COPR	HORWITH	JTLX279
09/26/08	10/23/08	004732167	61741	68,240	52,320	15,920	23.3%	COPR	HORWITH	JTLX279
09/26/08	10/23/08	004732168	61742	66,840	52,020	14,820	22.2%	COPR	HORWITH	JTLX279
09/26/08	10/23/08	004732169	61743	49,540	51,180	(1,640)	-3.3%	COPR	HORWITH	JTLX279
09/26/08	10/23/08	004732170	61744	76,800	51,560	25,240	32.9%	COPR	HORWITH	CHUX131
09/26/08	10/23/08	004732171	61745	76,060	52,120	23,940	31.5%	COPR	HORWITH	CHUX131
09/26/08	10/23/08	004732172	61746	14,040	51,840	(37,800)	-269.2%	COPR	HORWITH	CHUX131
09/26/08	10/23/08	004732173	61747	38,640	50,900	(12,260)	-31.7%	COPR	HORWITH	CHUX131
09/29/08	10/23/08	004732174	61748	29,500	49,760	(20,260)	-68.7%	COPR	HORWITH	NDYX320467
09/29/08	10/23/08	004732175	61749	68,000	49,480	18,520	27.2%	COPR	HORWITH	NDYX320467
09/29/08	10/23/08	004732176	61750	76,840	50,920	25,920	33.7%	COPR	HORWITH	NDYX320467
09/29/08	10/23/08	004732177	61751	23,260	50,280	(27,020)	-116.2%	COPR	HORWITH	NDYX320467
09/29/08	11/03/08	004732178	61752	66,960	50,420	16,540	24.7%	COPR	HORWITH	CITX300156
09/29/08	11/03/08	004732179	61753	68,780	51,660	17,120	24.9%	COPR	HORWITH	CITX300156
09/29/08	11/03/08	004732180	61754	29,140	50,280	(21,140)	-72.5%	COPR	HORWITH	CITX300156
09/29/08	11/03/08	004732181	61755	29,160	51,560	(22,400)	-76.8%	COPR	HORWITH	CITX300156
09/29/08	11/03/08	004732182	61756	34,760	51,620	(16,860)	-48.5%	COPR	HORWITH	NDYX320342
09/29/08	11/03/08	004732183	61757	66,760	50,920	15,840	23.7%	COPR	HORWITH	NDYX320342
09/29/08	11/03/08	004732184	61758	68,400	51,480	16,920	24.7%	COPR	HORWITH	NDYX320342
09/29/08	11/03/08	004732185	61759	32,840	50,800	(17,960)	-54.7%	COPR	HORWITH	NDYX320342
09/29/08	11/03/08	004732186	61760	30,520	51,560	(21,040)	-68.9%	COPR	HORWITH	CHUX137
09/29/08	11/03/08	004732187	61761	34,760	51,640	(16,880)	-48.6%	COPR	HORWITH	CHUX137
09/29/08	11/03/08	004732188	61762	67,660	50,800	16,860	24.9%	COPR	HORWITH	CHUX137
09/29/08	11/03/08	004732189	61763	69,480	49,780	19,700	28.4%	COPR	HORWITH	CHUX137
09/29/08	11/03/08	004732190	61764	19,240	50,700	(31,460)	-163.5%	COPR	HORWITH	JTLX262
09/29/08	11/03/08	004732191	61765	76,820	52,100	24,720	32.2%	COPR	HORWITH	JTLX262
09/29/08	11/03/08	004732192	61766	69,140	50,000	19,140	27.7%	COPR	HORWITH	JTLX262
09/29/08	10/23/08	004732193	61767	9,640	51,060	(41,420)	-429.7%	COPR	HORWITH	CITX300167
09/29/08	11/03/08	004732194	61768	37,300	50,820	(13,520)	-36.2%	COPR	HORWITH	JTLX262
09/29/08	10/23/08	004732195	61769	69,180	50,140	19,040	27.5%	COPR	HORWITH	CITX300167
09/29/08	10/23/08	004732196	61770	52,140	49,000	3,140	6.0%	COPR	HORWITH	CITX300167
09/29/08	10/23/08	004732197	61771	67,760	51,320	16,440	24.3%	COPR	HORWITH	CITX300167
09/29/08	10/23/08	004732198	61772	66,780	51,000	15,780	23.6%	COPR	HORWITH	JTLX30163
09/29/08	10/23/08	004732199	61773	76,940	51,220	25,720	33.4%	COPR	HORWITH	JTLX30163
09/29/08	10/23/08	004732200	61774	29,580	51,940	(22,360)	-75.6%	COPR	HORWITH	JTLX30163
09/29/08	10/23/08	004732201	61775	29,600	49,300	(19,700)	-66.6%	COPR	HORWITH	JTLX30163
09/29/08	10/23/08	004732202	61776	36,400	50,000	(13,600)	-37.4%	COPR	HORWITH	JTLX30155
09/29/08	10/23/08	004732203	61777	77,740	49,360	28,380	36.5%	COPR	HORWITH	JTLX30155
09/29/08	10/23/08	004732204	61778	38,600	49,960	(11,360)	-29.4%	COPR	HORWITH	JTLX30155
09/29/08	10/23/08	004732205	61779	38,600	50,780	(12,180)	-31.6%	COPR	HORWITH	JTLX30155

Honeywell

HONEYWELL SA-7 USE HAZARDOUS WASTE TRACKING (2006)										
Date Shipped	Date of Return Manifest	State Manifest	Man. Doc #	Facilty Manifest Weight (lbs)	Estimated Weight (lbs)	Manifest - Estimate (lbs)	Manifest - Estimate (%)	Material	Transporter	RAILCAR #
09/29/08	10/23/08	004732206	61780	77,500	50,660	26,840	34.6%	COPR	HORWITH	CHUX168
09/29/08	10/23/08	004732207	61781	68,880	49,140	19,740	28.7%	COPR	HORWITH	CHUX168
09/29/08	10/23/08	004732208	61782	26,420	50,640	(24,220)	-91.7%	COPR	HORWITH	CHUX168
09/29/08	10/23/08	004732209	61783	26,420	48,020	(21,600)	-81.8%	COPR	HORWITH	CHUX168
09/29/08	10/23/08	004732210	61784	31,680	50,880	(19,200)	-60.6%	COPR	HORWITH	JTLX86
09/29/08	10/23/08	004732211	61785	67,860	51,600	16,260	24.0%	COPR	HORWITH	JTLX86
09/29/08	10/23/08	004732212	61786	66,940	51,060	15,880	23.7%	COPR	HORWITH	JTLX86
09/29/08	10/23/08	004732213	61787	33,420	51,880	(18,460)	-55.2%	COPR	HORWITH	CHUX314
09/29/08	10/23/08	004732214	61788	75,980	51,080	24,900	32.8%	COPR	HORWITH	CHUX314
09/29/08	10/23/08	004732215	61789	37,540	52,260	(14,720)	-39.2%	COPR	HORWITH	JTLX86
09/29/08	10/23/08	004732216	61790	69,980	50,060	19,920	28.5%	COPR	HORWITH	CHUX314
09/29/08	10/23/08	004732217	61791	31,020	52,360	(21,340)	-68.8%	COPR	HORWITH	CHUX314
09/29/08	10/23/08	004732218	61792	66,300	50,460	15,840	23.9%	COPR	HORWITH	CHUX283
09/29/08	10/23/08	004732219	61793	58,660	50,880	7,780	13.3%	COPR	HORWITH	CHUX283
09/29/08	10/23/08	004732220	61794	67,980	50,940	17,040	25.1%	COPR	HORWITH	CHUX283
09/29/08	10/23/08	004732221	61795	9,980	50,940	(40,960)	-410.4%	COPR	HORWITH	CHUX283
09/29/08	10/23/08	004732222	61796	14,700	52,140	(37,440)	-254.7%	COPR	HORWITH	JTLX30165
09/29/08	10/23/08	004732223	61797	66,820	51,280	15,540	23.3%	COPR	HORWITH	JTLX30165
09/29/08	10/23/08	004732225	61798	59,260	50,920	8,340	14.1%	COPR	HORWITH	CHUX151
09/29/08	10/23/08	004732226	61799	55,540	51,960	3,580	6.4%	COPR	HORWITH	JTLX30165
09/29/08	10/23/08	004732227	61800	68,460	51,020	17,440	25.5%	COPR	HORWITH	JTLX30165
09/29/08	10/23/08	004732228	61801	67,720	51,200	16,520	24.4%	COPR	HORWITH	CHUX151
09/29/08	10/23/08	004732229	61802	68,540	52,000	16,540	24.1%	COPR	HORWITH	CHUX151
09/29/08	10/23/08	004732230	61803	8,000	51,200	(43,200)	-540.0%	COPR	HORWITH	CHUX151
09/29/08	10/23/08	004732231	61804	38,640	50,900	(12,260)	-31.7%	COPR	HORWITH	NDYX320452
09/29/08	10/23/08	004732232	61805	68,100	50,240	17,860	26.2%	COPR	HORWITH	NDYX320452
09/29/08	10/23/08	004732233	61806	68,360	52,080	16,280	23.8%	COPR	HORWITH	NDYX320452
09/29/08	10/23/08	004732234	61807	77,260	49,420	27,840	36.0%	COPR	HORWITH	CITX300141
09/29/08	10/23/08	004732235	61808	38,560	51,600	(13,040)	-33.8%	COPR	HORWITH	CITX300141
09/29/08	10/23/08	004732236	61809	26,200	50,420	(24,220)	-92.4%	COPR	HORWITH	NDYX320452
09/29/08	10/23/08	004732237	61810	9,640	51,240	(41,600)	-431.5%	COPR	HORWITH	CITX300141
09/29/08	10/23/08	004732238	61811	76,640	51,880	24,760	32.3%	COPR	HORWITH	CITX300141
09/30/08	11/03/08	004732239	61812	6,160	50,100	(43,940)	-713.3%	COPR	HORWITH	CEFX35841
09/30/08	11/03/08	004732240	61813	68,600	50,600	18,000	26.2%	COPR	HORWITH	CEFX35841
09/30/08	11/03/08	004732241	61814	68,760	51,700	17,060	24.8%	COPR	HORWITH	CEFX35841
09/30/08	11/03/08	004732242	61815	67,780	51,360	16,420	24.2%	COPR	HORWITH	CEFX35841
09/30/08	10/23/08	004732243	61816	54,260	51,120	3,140	5.8%	COPR	HORWITH	CITX300021
09/30/08	10/23/08	004732244	61817	68,600	49,320	19,280	28.1%	COPR	HORWITH	CITX300021
09/30/08	10/23/08	004732245	61818	69,720	50,660	19,060	27.3%	COPR	HORWITH	CITX300021
09/30/08	10/23/08	004732246	61819	8,320	51,700	(43,380)	-521.4%	COPR	HORWITH	CITX300021
09/30/08	10/23/08	004732247	61820	54,580	52,120	2,460	4.5%	COPR	HORWITH	CEFX35833
09/30/08	10/23/08	004732248	61821	68,220	52,040	16,180	23.7%	COPR	HORWITH	CEFX35833
09/30/08	10/23/08	004732249	61822	68,160	51,660	16,500	24.2%	COPR	HORWITH	CEFX35833
09/30/08	10/23/08	004732250	61823	17,660	51,520	(33,860)	-191.7%	COPR	HORWITH	CEFX35833
09/30/08	11/03/08	004732251	61824	66,900	50,800	16,100	24.1%	COPR	HORWITH	CHUX124
09/30/08	11/03/08	004732252	61825	67,800	51,120	16,680	24.6%	COPR	HORWITH	CHUX124
09/30/08	11/03/08	004732253	61826	68,060	50,440	17,620	25.9%	COPR	HORWITH	CHUX124
09/30/08	11/03/08	004732254	61827	8,460	50,560	(42,100)	-497.6%	COPR	HORWITH	CHUX124
09/30/08	10/23/08	004732255	61828	61,020	51,020	10,000	16.4%	COPR	HORWITH	CHUX218
09/30/08	10/23/08	004732256	61829	67,120	51,880	15,240	22.7%	COPR	HORWITH	CHUX218
09/30/08	10/23/08	004732257	61830	34,480	51,920	(17,440)	-50.6%	COPR	HORWITH	CHUX218
09/30/08	10/23/08	004732258	61831	34,500	51,420	(16,920)	-49.0%	COPR	HORWITH	CHUX218
09/30/08	11/03/08	004732259	61832	40,540	51,660	(11,120)	-27.4%	COPR	HORWITH	CHUX229
09/30/08	11/03/08	004732260	61833	66,680	50,600	16,080	24.1%	COPR	HORWITH	CHUX229
09/30/08	11/03/08	004732261	61834	68,680	49,640	19,040	27.7%	COPR	HORWITH	CHUX229
09/30/08	11/03/08	004732262	61835	23,960	49,660	(25,700)	-107.3%	COPR	HORWITH	CHUX229
09/30/08	11/03/08	004732263	61836	8,720	51,740	(43,020)	-493.3%	COPR	HORWITH	CEFX35811
09/30/08	11/03/08	004732264	61837	68,280	50,020	18,260	26.7%	COPR	HORWITH	CEFX35811
09/30/08	11/03/08	004732265	61838	68,020	50,620	17,400	25.6%	COPR	HORWITH	CEFX35811
09/30/08	11/03/08	004732266	61839	57,700	51,680	6,020	10.4%	COPR	HORWITH	CEFX35811
09/30/08	11/03/08	004732267	61840	34,180	51,960	(17,780)	-52.0%	COPR	HORWITH	JTLX4051
09/30/08	11/03/08	004732268	61841	76,100	51,860	24,240	31.9%	COPR	HORWITH	JTLX4051
09/30/08	11/03/08	004732269	61842	76,080	51,820	24,260	31.9%	COPR	HORWITH	JTLX4051
09/30/08	11/03/08	004732270	61843	18,360	50,760	(32,400)	-176.5%	COPR	HORWITH	JTLX4051
09/30/08	10/23/08	004732271	61844	68,400	51,760	16,640	24.3%	COPR	HORWITH	CEFX35242
09/30/08	10/23/08	004732272	61845	67,200	51,600	15,600	23.2%	COPR	HORWITH	CEFX35242
09/30/08	10/23/08	004732273	61846	76,880	51,640	25,240	32.8%	COPR	HORWITH	JTLX30103
09/30/08	10/23/08	004732274	61847	50,260	51,440	(1,180)	-2.3%	COPR	HORWITH	JTLX30103
09/30/08	10/23/08	004732275	61848	38,540	50,760	(12,220)	-31.7%	COPR	HORWITH	JTLX30103
09/30/08	10/23/08	004732276	61849	38,540	49,520	(10,980)	-28.5%	COPR	HORWITH	JTLX30103
09/30/08	11/03/08	004732277	61850	69,140	50,180	18,960	27.4%	COPR	HORWITH	CITX300127
09/30/08	11/03/08	004732278	61851	36,220	51,340	(15,120)	-41.7%	COPR	HORWITH	CITX300127
09/30/08	11/03/08	004732279	61852	27,040	51,320	(24,280)	-89.8%	COPR	HORWITH	CITX300127
09/30/08	11/03/08	004732280	61853	68,740	50,060	18,680	27.2%	COPR	HORWITH	CITX300127

HONEYWELL SA-7 USE HAZARDOUS WASTE TRACKING (2006)										
Date Shipped	**Date of Return Manifest**	**State Manifest**	**Man. Doc #**	**Facilty Manifest Weight (lbs)**	**Estimated Weight (lbs)**	**Manifest - Estimate (lbs)**	**Manifest - Estimate (%)**	**Material**	**Transporter**	**RAILCAR #**
09/30/08	11/03/08	004732281	61854	77,200	50,780	26,420	34.2%	COPR	HORWITH	CHUX193
09/30/08	11/03/08	004732282	61855	55,380	50,640	4,740	8.6%	COPR	HORWITH	CHUX193
09/30/08	11/03/08	004732283	61856	34,660	51,500	(16,840)	-48.6%	COPR	HORWITH	CHUX193
09/30/08	11/03/08	004732284	61857	34,660	50,720	(16,060)	-46.3%	COPR	HORWITH	CHUX193
09/30/08	11/03/08	004732285	61858	68,520	52,080	16,440	24.0%	COPR	HORWITH	CHUX287
09/30/08	11/03/08	004732286	61859	44,520	48,480	(3,960)	-8.9%	COPR	HORWITH	CHUX287
09/30/08	11/03/08	004732287	61860	68,180	50,520	17,660	25.9%	COPR	HORWITH	CHUX287
09/30/08	11/03/08	004732288	61861	21,540	51,460	(29,920)	-138.9%	COPR	HORWITH	CHUX287
09/30/08	10/23/08	004732289	61862	31,120	50,560	(19,440)	-62.5%	COPR	HORWITH	CEFX35242
09/30/08	10/23/08	004732290	61863	68,900	51,980	16,920	24.6%	COPR	HORWITH	JTLX4058
09/30/08	10/23/08	004732291	61864	31,120	50,540	(19,420)	-62.4%	COPR	HORWITH	CEFX35242
09/30/08	10/23/08	004732292	61865	69,440	51,520	17,920	25.8%	COPR	HORWITH	JTLX4058
09/30/08	10/23/08	004732293	61866	34,640	52,020	(17,380)	-50.2%	COPR	HORWITH	JTLX4058
09/30/08	10/23/08	004732294	61867	34,620	51,540	(16,920)	-48.9%	COPR	HORWITH	JTLX4058
09/30/08	10/23/08	004732295	61868	53,160	51,140	2,020	3.8%	COPR	HORWITH	CHUX158
09/30/08	10/23/08	004732296	61869	69,420	52,360	17,060	24.6%	COPR	HORWITH	CHUX158
09/30/08	10/23/08	004732297	61870	67,920	50,300	17,620	25.9%	COPR	HORWITH	CHUX158
09/30/08	11/03/08	004732298	61871	66,420	52,140	14,280	21.5%	COPR	HORWITH	NDYX320459
09/30/08	11/03/08	004732299	61872	68,140	51,620	16,520	24.2%	COPR	HORWITH	NDYX320459
09/30/08	11/03/08	004732300	61873	31,800	52,100	(20,300)	-63.8%	COPR	HORWITH	NDYX320459
09/30/08	11/03/08	004732301	61874	31,820	51,340	(19,520)	-61.3%	COPR	HORWITH	NDYX320459
09/30/08	10/23/08	004732302	61875	12,800	50,640	(37,840)	-295.6%	COPR	HORWITH	CHUX158

10/19/94	**SITE TONS (Month)**	**SEP SUB-TOTAL:**	68,824,493	69,252,340	(427,847)	-0.62%
09/18/21	**TONS (Site)**	**CUMULATIVE TOTAL:**	594,013,533	600,253,540	(6,240,007)	-1.05%
03/04/13	**TONS (Facility)**	**CUMULATIVE TOTAL:**	594,013,533	600,253,540	(6,240,007)	-1.05%

10/01/08	11/03/08	004732303	61876	67,840	51,040	16,800	24.8%	COPR	HORWITH	JTLX30169
10/01/08	11/03/08	004732304	61877	58,160	50,440	7,720	13.3%	COPR	HORWITH	JTLX30169
10/01/08	11/03/08	004732305	61878	68,360	51,660	16,700	24.4%	COPR	HORWITH	JTLX30169
10/01/08	11/03/08	004732306	61879	8,280	51,560	(43,280)	-522.7%	COPR	HORWITH	JTLX30169
10/01/08	11/03/08	004732307	61880	53,760	50,920	2,840	5.3%	COPR	HORWITH	CHUX160
10/01/08	11/03/08	004732308	61881	66,600	49,900	16,700	25.1%	COPR	HORWITH	CHUX160
10/01/08	11/03/08	004732309	61882	68,280	51,360	16,920	24.8%	COPR	HORWITH	CHUX160
10/01/08	11/03/08	004732310	61883	12,680	50,820	(38,140)	-300.8%	COPR	HORWITH	CHUX160
10/01/08	11/03/08	004732311	61884	44,320	51,260	(6,940)	-15.7%	COPR	HORWITH	NDYX320344
10/01/08	11/03/08	004732312	61885	77,260	52,100	25,160	32.6%	COPR	HORWITH	NDYX320344
10/01/08	11/03/08	004732313	61886	69,140	52,240	16,900	24.4%	COPR	HORWITH	NDYX320344
10/01/08	11/03/08	004732314	61887	14,280	51,100	(36,820)	-257.8%	COPR	HORWITH	NDYX320344
10/01/08	11/03/08	004732315	61888	30,600	50,460	(19,860)	-64.9%	COPR	HORWITH	JTLX177
10/01/08	11/03/08	004732316	61889	67,320	48,520	18,800	27.9%	COPR	HORWITH	JTLX177
10/01/08	11/03/08	004732317	61890	76,900	50,240	26,660	34.7%	COPR	HORWITH	JTLX177
10/01/08	11/03/08	004732318	61891	24,940	51,900	(26,960)	-108.1%	COPR	HORWITH	JTLX177
10/01/08	11/03/08	004732319	61892	27,420	51,440	(24,020)	-87.6%	COPR	HORWITH	CEFX35846
10/01/08	11/03/08	004732320	61893	68,840	50,460	18,380	26.7%	COPR	HORWITH	CEFX35846
10/01/08	11/03/08	004732321	61894	67,700	50,300	17,400	25.7%	COPR	HORWITH	CEFX35846
10/01/08	11/03/08	004732322	61895	37,420	50,560	(13,140)	-35.1%	COPR	HORWITH	CEFX35846
10/01/08	11/07/08	004732323	61896	67,840	50,280	17,560	25.9%	COPR	HORWITH	CHUX138
10/01/08	11/07/08	004732324	61897	76,680	50,940	25,740	33.6%	COPR	HORWITH	CHUX138
10/01/08	11/07/08	004732325	61898	29,960	49,840	(19,880)	-66.4%	COPR	HORWITH	CHUX138
10/01/08	11/07/08	004732326	61899	29,940	51,420	(21,480)	-71.7%	COPR	HORWITH	CHUX138
10/01/08	11/07/08	004732327	61900	68,840	51,860	16,980	24.7%	COPR	HORWITH	CEFX35802
10/01/08	11/07/08	004732328	61901	67,900	52,120	15,780	23.2%	COPR	HORWITH	CEFX35802
10/01/08	11/07/08	004732329	61902	33,820	52,440	(18,620)	-55.1%	COPR	HORWITH	CEFX35802
10/01/08	11/07/08	004732330	61903	33,820	50,260	(16,440)	-48.6%	COPR	HORWITH	CEFX35802
10/01/08	11/03/08	004732331	61904	17,300	51,020	(33,720)	-194.9%	COPR	HORWITH	CHUX181
10/01/08	11/03/08	004732332	61905	40,860	52,060	(11,200)	-27.4%	COPR	HORWITH	CHUX181
10/01/08	11/03/08	004732333	61906	67,820	49,680	18,140	26.7%	COPR	HORWITH	CHUX181
10/01/08	11/03/08	004732334	61907	76,700	49,820	26,880	35.0%	COPR	HORWITH	CHUX181
10/01/08	11/03/08	004732335	61908	77,440	50,860	26,580	34.3%	COPR	HORWITH	CHUX175
10/01/08	11/03/08	004732336	61909	68,700	50,940	17,760	25.9%	COPR	HORWITH	CHUX175
10/01/08	11/03/08	004732337	61910	19,180	51,420	(32,240)	-168.1%	COPR	HORWITH	CHUX294
10/01/08	11/03/08	004732338	61911	30,040	51,520	(21,480)	-71.5%	COPR	HORWITH	CHUX175
10/01/08	11/03/08	004732339	61912	30,040	51,420	(21,380)	-71.2%	COPR	HORWITH	CHUX175
10/01/08	11/03/08	004732340	61913	49,240	51,700	(2,460)	-5.0%	COPR	HORWITH	CHUX294
10/01/08	11/03/08	004732341	61914	68,240	52,480	15,760	23.1%	COPR	HORWITH	CHUX294
10/01/08	11/03/08	004732342	61915	66,620	49,460	17,160	25.8%	COPR	HORWITH	CHUX294
10/01/08	11/03/08	004732343	61916	11,420	52,320	(40,900)	-358.1%	COPR	HORWITH	CEFX35801
10/01/08	11/03/08	004732344	61917	76,760	52,380	24,380	31.8%	COPR	HORWITH	CEFX35801
10/01/08	11/03/08	004732345	61918	68,080	51,900	16,180	23.8%	COPR	HORWITH	CEFX35801
10/01/08	11/03/08	004732346	61919	49,300	51,820	(2,520)	-5.1%	COPR	HORWITH	CEFX35801
10/01/08	11/03/08	004732347	61920	66,980	50,360	16,620	24.8%	COPR	HORWITH	JTLX30108
10/01/08	11/03/08	004732348	61921	76,300	51,180	25,120	32.9%	COPR	HORWITH	JTLX30108
10/01/08	11/03/08	004732349	61922	32,380	49,680	(17,300)	-53.4%	COPR	HORWITH	JTLX30108

Honeywell

HONEYWELL SA-7 USE HAZARDOUS WASTE TRACKING (2006)										
Date Shipped	Date of Return Manifest	State Manifest	Man. Doc #	Facilty Manifest Weight (lbs)	Estimated Weight (lbs)	Manifest - Estimate (lbs)	Manifest - Estimate (%)	Material	Transporter	RAILCAR #
10/01/08	11/03/08	004732350	61923	32,360	50,380	(18,020)	-55.7%	COPR	HORWITH	JTLX30108
10/01/08	11/03/08	004732351	61924	69,620	50,580	19,040	27.3%	COPR	HORWITH	JTLX30161
10/01/08	11/03/08	004732352	61925	21,300	51,320	(30,020)	-140.9%	COPR	HORWITH	JTLX30161
10/01/08	11/03/08	004732353	61926	68,140	51,480	16,660	24.4%	COPR	HORWITH	JTLX30161
10/01/08	11/03/08	004732354	61927	39,480	52,220	(12,740)	-32.3%	COPR	HORWITH	JTLX30161
10/01/08	11/03/08	004732355	61928	13,040	51,740	(38,700)	-296.8%	COPR	HORWITH	CITX300134
10/01/08	11/03/08	004732356	61929	67,340	52,320	15,020	22.3%	COPR	HORWITH	CITX300134
10/01/08	11/03/08	004732357	61930	77,460	51,780	25,680	33.2%	COPR	HORWITH	CITX300134
10/01/08	11/03/08	004732358	61931	47,400	52,020	(4,620)	-9.7%	COPR	HORWITH	CITX300134
10/01/08	11/03/08	004732359	61932	9,780	50,920	(41,140)	-420.7%	COPR	HORWITH	CHUX165
10/01/08	11/03/08	004732360	61933	67,700	52,020	15,680	23.2%	COPR	HORWITH	CHUX165
10/01/08	11/03/08	004732361	61934	66,840	51,880	14,960	22.4%	COPR	HORWITH	CHUX165
10/01/08	11/03/08	004732362	61935	68,960	51,240	17,720	25.7%	COPR	HORWITH	CHUX165
10/01/08	11/03/08	004732363	61936	77,000	51,140	25,860	33.6%	COPR	HORWITH	JTLX30159
10/01/08	11/03/08	004732364	61937	34,140	50,720	(16,580)	-48.6%	COPR	HORWITH	JTLX30159
10/01/08	11/03/08	004732365	61938	34,160	49,560	(15,400)	-45.1%	COPR	HORWITH	JTLX30159
10/01/08	11/03/08	004732366	61939	66,400	50,660	15,740	23.7%	COPR	HORWITH	JTLX30159
10/02/08	11/03/08	004732367	61940	16,320	51,100	(34,780)	-213.1%	COPR	HORWITH	CITX300106
10/02/08	11/03/08	004732368	61941	68,560	49,080	19,480	28.4%	COPR	HORWITH	CITX300106
10/02/08	11/03/08	004732369	61942	68,580	50,320	18,260	26.6%	COPR	HORWITH	CITX300106
10/02/08	11/03/08	004732370	61943	46,400	50,640	(4,240)	-9.1%	COPR	HORWITH	CITX300106
10/02/08	11/03/08	004732371	61944	69,800	49,760	20,040	28.7%	COPR	HORWITH	CITX300115
10/02/08	11/03/08	004732372	61945	76,940	49,220	27,720	36.0%	COPR	HORWITH	CITX300115
10/02/08	11/03/08	004732373	61946	25,840	50,120	(24,280)	-94.0%	COPR	HORWITH	CITX300115
10/02/08	11/03/08	004732374	61947	25,840	50,140	(24,300)	-94.0%	COPR	HORWITH	CITX300115
10/02/08	11/07/08	004732375	61948	66,980	51,000	15,980	23.9%	COPR	HORWITH	JTLX232
10/02/08	11/07/08	004732376	61949	66,980	51,300	15,680	23.4%	COPR	HORWITH	JTLX232
10/02/08	11/07/08	004732377	61950	38,240	51,680	(13,440)	-35.1%	COPR	HORWITH	JTLX232
10/02/08	11/03/08	004732388	61951	31,020	51,800	(20,780)	-67.0%	COPR	HORWITH	CHUX112
10/02/08	11/07/08	004732379	61952	38,240	51,780	(13,540)	-35.4%	COPR	HORWITH	JTLX232
10/02/08	11/03/08	004732380	61953	67,620	52,460	15,160	22.4%	COPR	HORWITH	CHUX143
10/02/08	11/03/08	004732381	61954	36,400	50,440	(14,040)	-38.6%	COPR	HORWITH	CHUX143
10/02/08	11/03/08	004732382	61955	76,620	52,160	24,460	31.9%	COPR	HORWITH	CHUX143
10/02/08	11/03/08	004732383	61956	26,200	50,880	(24,680)	-94.2%	COPR	HORWITH	CHUX143
10/02/08	11/03/08	004732384	61957	36,980	50,840	(13,860)	-37.5%	COPR	HORWITH	CHUX112
10/02/08	11/03/08	004732385	61958	67,020	51,880	15,140	22.6%	COPR	HORWITH	CHUX112
10/02/08	11/03/08	004732386	61959	68,880	49,720	19,160	27.8%	COPR	HORWITH	CHUX112
10/02/08	11/03/08	004732387	61960	68,680	50,660	18,020	26.2%	COPR	HORWITH	CITX300143
10/02/08	11/03/08	004732389	61961	37,840	50,300	(12,460)	-32.9%	COPR	HORWITH	CITX300143
10/02/08	11/03/08	004732390	61962	67,460	51,000	16,460	24.4%	COPR	HORWITH	CITX300143
10/02/08	11/03/08	004732391	61963	30,240	51,900	(21,660)	-71.6%	COPR	HORWITH	CITX300143
10/02/08	11/03/08	004732392	61964	55,800	50,480	5,320	9.5%	COPR	HORWITH	CITX300161
10/02/08	11/03/08	004732393	61965	67,020	51,120	15,900	23.7%	COPR	HORWITH	CITX300161
10/02/08	11/03/08	004732394	61966	67,460	50,240	17,220	25.5%	COPR	HORWITH	CITX300161
10/02/08	11/03/08	004732395	61967	12,360	51,700	(39,340)	-318.3%	COPR	HORWITH	CITX300161
10/02/08	11/03/08	004732396	61968	68,560	50,100	18,460	26.9%	COPR	HORWITH	CHUX289
10/02/08	11/03/08	004732397	61969	50,840	49,000	1,840	3.6%	COPR	HORWITH	CHUX289
10/02/08	11/03/08	004732398	61970	69,440	52,020	17,420	25.1%	COPR	HORWITH	CHUX289
10/02/08	11/03/08	004732399	61971	12,260	50,540	(38,280)	-312.2%	COPR	HORWITH	CHUX289
10/02/08	11/03/08	004732400	61972	54,040	50,920	3,120	5.8%	COPR	HORWITH	JTLX30134
10/02/08	11/03/08	004732401	61973	67,160	51,780	15,380	22.9%	COPR	HORWITH	JTLX30134
10/02/08	11/03/08	004732402	61974	76,580	51,100	25,480	33.3%	COPR	HORWITH	JTLX30134
10/02/08	11/03/08	004732403	61975	6,060	50,700	(44,640)	-736.6%	COPR	HORWITH	JTLX30134
10/02/08	11/03/08	004732404	61976	20,840	51,140	(30,300)	-145.4%	COPR	HORWITH	JTLX30167
10/02/08	11/03/08	004732405	61977	68,020	50,800	17,220	25.3%	COPR	HORWITH	JTLX30167
10/02/08	11/03/08	004732406	61978	66,360	49,840	16,520	24.9%	COPR	HORWITH	JTLX30167
10/02/08	11/03/08	004732407	61979	46,960	50,980	(4,020)	-8.6%	COPR	HORWITH	JTLX30167
10/02/08	11/03/08	004732408	61980	76,560	50,800	25,760	33.6%	COPR	HORWITH	CITX300112
10/02/08	11/03/08	004732409	61981	21,100	51,840	(30,740)	-145.7%	COPR	HORWITH	CITX300112
10/02/08	11/03/08	004732410	61982	78,060	51,340	26,720	34.2%	COPR	HORWITH	CITX300112
10/02/08	11/03/08	004732411	61983	69,060	51,360	17,700	25.6%	COPR	HORWITH	CEFX35837
10/02/08	11/03/08	004732412	61984	30,960	51,380	(20,420)	-66.0%	COPR	HORWITH	CITX300112
10/02/08	11/03/08	004732413	61985	67,700	51,220	16,480	24.3%	COPR	HORWITH	JTLX30152
10/02/08	11/03/08	004732414	61986	63,320	51,700	11,620	18.4%	COPR	HORWITH	JTLX30152
10/02/08	11/03/08	004732415	61987	33,340	52,240	(18,900)	-56.7%	COPR	HORWITH	JTLX30152
10/02/08	11/03/08	004732416	61988	33,340	49,760	(16,420)	-49.3%	COPR	HORWITH	JTLX30152
10/02/08	11/03/08	004732417	61989	33,540	52,080	(18,540)	-55.3%	COPR	HORWITH	CEFX35837
10/02/08	11/03/08	004732418	61990	68,000	49,820	18,180	26.7%	COPR	HORWITH	CEFX35837
10/02/08	11/03/08	004732419	61991	33,560	50,840	(17,280)	-51.5%	COPR	HORWITH	CEFX35837
10/02/08	11/03/08	004732421	61992	65,220	50,240	14,980	23.0%	COPR	HORWITH	CHUX189
10/02/08	11/03/08	004732422	61993	76,800	50,960	25,840	33.6%	COPR	HORWITH	CHUX189
10/02/08	11/03/08	004732423	61994	34,280	51,960	(17,680)	-51.6%	COPR	HORWITH	CHUX189
10/02/08	11/03/08	004732424	61995	34,280	52,160	(17,880)	-52.2%	COPR	HORWITH	CHUX189
10/02/08	11/03/08	004732425	61996	56,300	50,940	5,360	9.5%	COPR	HORWITH	CHUX223

Honeywell

HONEYWELL SA-7 USE HAZARDOUS WASTE TRACKING (2006)										
Date Shipped	Date of Return Manifest	State Manifest	Man. Doc #	Facilty Manifest Weight (lbs)	Estimated Weight (lbs)	Manifest - Estimate (lbs)	Manifest - Estimate (%)	Material	Transporter	RAILCAR #
10/02/08	11/03/08	004732426	61997	66,280	49,520	16,760	25.3%	COPR	HORWITH	CHUX223
10/02/08	11/03/08	004732427	61998	60,640	51,600	9,040	14.9%	COPR	HORWITH	CHUX275
10/02/08	11/03/08	004732428	61999	11,500	51,500	(40,000)	-347.8%	COPR	HORWITH	CHUX223
10/02/08	11/03/08	004732429	62000	68,020	50,400	17,620	25.9%	COPR	HORWITH	CHUX223
10/02/08	11/03/08	004732430	62001	67,880	51,240	16,640	24.5%	COPR	HORWITH	CHUX275
10/03/08	11/07/08	004732431	62002	41,840	50,220	(8,380)	-20.0%	COPR	HORWITH	CHUX194
10/03/08	11/07/08	004732432	62003	68,900	50,900	18,000	26.1%	COPR	HORWITH	CHUX194
10/03/08	11/07/08	004732433	62004	69,260	51,100	18,160	26.2%	COPR	HORWITH	CHUX162
10/03/08	11/07/08	004732434	62005	69,180	51,020	18,160	26.3%	COPR	HORWITH	CHUX194
10/03/08	11/07/08	004732435	62006	21,300	50,120	(28,820)	-135.3%	COPR	HORWITH	CHUX194
10/03/08	11/07/08	004732436	62007	68,200	50,780	17,420	25.5%	COPR	HORWITH	CHUX162
10/03/08	11/07/08	004732437	62008	33,580	52,220	(18,640)	-55.5%	COPR	HORWITH	CHUX162
10/03/08	11/07/08	004732438	62009	33,560	51,080	(17,520)	-52.2%	COPR	HORWITH	CHUX162
10/03/08	11/07/08	004732439	62010	18,560	51,820	(33,260)	-179.2%	COPR	HORWITH	CHUX226
10/03/08	11/07/08	004732440	62011	76,900	52,420	24,480	31.8%	COPR	HORWITH	CHUX226
10/03/08	11/07/08	004732441	62012	76,940	51,580	25,360	33.0%	COPR	HORWITH	CHUX226
10/03/08	11/07/08	004732442	62013	43,960	52,320	(8,360)	-19.0%	COPR	HORWITH	CHUX226
10/03/08	11/07/08	004732443	62014	12,440	50,380	(37,940)	-305.0%	COPR	HORWITH	CHUX133
10/03/08	11/07/08	004732444	62015	43,020	50,580	(7,560)	-17.6%	COPR	HORWITH	CHUX133
10/03/08	11/07/08	004732445	62016	67,400	49,960	17,440	25.9%	COPR	HORWITH	CHUX133
10/03/08	11/07/08	004732446	62017	77,660	50,580	27,080	34.9%	COPR	HORWITH	CHUX133
10/03/08	11/07/08	004732447	62018	76,660	49,880	26,780	34.9%	COPR	HORWITH	CHUX222
10/03/08	11/07/08	004732448	62019	68,440	50,160	18,280	26.7%	COPR	HORWITH	CHUX222
10/03/08	11/07/08	004732449	62020	28,320	49,440	(21,120)	-74.6%	COPR	HORWITH	CHUX222
10/03/08	11/07/08	004732450	62021	28,340	50,220	(21,880)	-77.2%	COPR	HORWITH	CHUX222
10/03/08	11/03/08	004732451	62022	45,060	49,860	(4,800)	-10.7%	COPR	HORWITH	CHUX284
10/03/08	11/03/08	004732452	62023	76,820	51,360	25,460	33.1%	COPR	HORWITH	CHUX284
10/03/08	11/03/08	004732453	62024	38,380	52,520	(14,140)	-36.8%	COPR	HORWITH	CHUX284
10/03/08	11/03/08	004732454	62025	38,380	49,860	(11,480)	-29.9%	COPR	HORWITH	CHUX284
10/03/08	11/03/08	004732455	62026	16,160	50,620	(34,460)	-213.2%	COPR	HORWITH	CHUX235
10/03/08	11/03/08	004732456	62027	68,540	51,040	17,500	25.5%	COPR	HORWITH	CHUX235
10/03/08	11/03/08	004732457	62028	77,140	52,340	24,800	32.1%	COPR	HORWITH	CHUX266
10/03/08	11/03/08	004732458	62029	69,400	50,420	18,980	27.3%	COPR	HORWITH	CHUX235
10/03/08	11/03/08	004732459	62030	67,960	52,340	15,620	23.0%	COPR	HORWITH	CHUX266
10/03/08	11/03/08	004732460	62031	47,520	51,200	(3,680)	-7.7%	COPR	HORWITH	CHUX235
10/03/08	11/03/08	004732461	62032	30,400	51,000	(20,600)	-67.8%	COPR	HORWITH	CHUX266
10/03/08	11/03/08	004732462	62033	30,380	50,020	(19,640)	-64.6%	COPR	HORWITH	CHUX266
10/03/08	11/03/08	004732463	62034	56,960	49,440	7,520	13.2%	COPR	HORWITH	CEFX35245
10/03/08	11/07/08	004732464	62035	24,060	51,460	(27,400)	-113.9%	COPR	HORWITH	CHUX200
10/03/08	11/07/08	004732465	62036	67,840	50,240	17,600	25.9%	COPR	HORWITH	CHUX200
10/03/08	11/07/08	004732466	62037	76,920	51,420	25,500	33.2%	COPR	HORWITH	CHUX200
10/03/08	11/07/08	004732467	62038	35,660	51,980	(16,320)	-45.8%	COPR	HORWITH	CHUX200
10/03/08	11/03/08	004732468	62039	24,720	52,120	(27,400)	-110.8%	COPR	HORWITH	CHUX134
10/03/08	11/03/08	004732469	62040	69,280	51,300	17,980	26.0%	COPR	HORWITH	CHUX134
10/03/08	11/03/08	004732470	62041	68,000	50,720	17,280	25.4%	COPR	HORWITH	CHUX134
10/03/08	11/03/08	004732471	62042	42,780	51,040	(8,260)	-19.3%	COPR	HORWITH	CHUX134
10/03/08	11/03/08	004732472	62043	67,340	51,380	15,960	23.7%	COPR	HORWITH	CHUX156
10/03/08	11/03/08	004732473	62044	26,140	52,240	(26,100)	-99.8%	COPR	HORWITH	CHUX156
10/03/08	11/03/08	004732474	62045	66,940	51,780	15,160	22.6%	COPR	HORWITH	CHUX156
10/03/08	11/03/08	004732475	62046	46,820	51,780	(4,960)	-10.6%	COPR	HORWITH	CHUX156
10/03/08	11/03/08	004732476	62047	68,240	51,300	16,940	24.8%	COPR	HORWITH	CHUX250
10/03/08	11/03/08	004732477	62048	22,300	50,860	(28,560)	-128.1%	COPR	HORWITH	CHUX250
10/03/08	11/03/08	004732478	62049	68,640	49,940	18,700	27.2%	COPR	HORWITH	CHUX250
10/03/08	11/03/08	004732479	62050	42,640	51,040	(8,400)	-19.7%	COPR	HORWITH	CHUX250
10/03/08	11/03/08	004732480	62051	76,800	51,820	24,980	32.5%	COPR	HORWITH	CHUX171
10/03/08	11/03/08	004732481	62052	76,180	51,940	24,240	31.8%	COPR	HORWITH	CHUX171
10/03/08	11/03/08	004732482	62053	27,300	51,160	(23,860)	-87.4%	COPR	HORWITH	CHUX171
10/03/08	11/07/08	004732483	62054	20,380	52,180	(31,800)	-156.0%	COPR	HORWITH	CITX300155
10/03/08	11/03/08	004732484	62055	27,320	50,600	(23,280)	-85.2%	COPR	HORWITH	CHUX171
10/03/08	11/07/08	004732485	62056	67,740	51,540	16,200	23.9%	COPR	HORWITH	CITX300155
10/03/08	11/07/08	004732486	62057	67,200	51,240	15,960	23.8%	COPR	HORWITH	CITX300155
10/03/08	11/07/08	004732487	62058	50,160	52,000	(1,840)	-3.7%	COPR	HORWITH	CITX300155
10/03/08	11/03/08	004732488	62059	77,700	52,340	25,360	32.6%	COPR	HORWITH	CEFX35245
10/03/08	11/03/08	004732489	62060	33,600	50,940	(17,340)	-51.6%	COPR	HORWITH	CEFX35245
10/03/08	11/03/08	004732490	62061	33,600	51,380	(17,780)	-52.9%	COPR	HORWITH	CEFX35245
10/03/08	11/03/08	004732491	62062	29,920	52,440	(22,520)	-75.3%	COPR	HORWITH	NDYX320465
10/03/08	11/03/08	004732492	62063	75,900	50,980	24,920	32.8%	COPR	HORWITH	NDYX320465
10/03/08	11/03/08	004732493	62064	22,200	51,140	(28,940)	-130.4%	COPR	HORWITH	NDYX320465
10/03/08	11/03/08	004732494	62065	10,860	51,720	(40,860)	-376.2%	COPR	HORWITH	CHUX275
10/03/08	11/03/08	004732495	62066	77,260	51,200	26,060	33.7%	COPR	HORWITH	NDYX320465
10/03/08	11/03/08	004732496	62067	66,380	51,220	15,160	22.8%	COPR	HORWITH	CHUX275
10/06/08	11/07/08	004732497	62068	38,500	50,720	(12,220)	-31.7%	COPR	HORWITH	CITX300148
10/06/08	11/07/08	004732498	62069	76,260	49,200	27,060	35.5%	COPR	HORWITH	CITX300148
10/06/08	11/07/08	004732499	62070	76,580	50,120	26,460	34.6%	COPR	HORWITH	CITX300148
10/06/08	11/07/08	004732500	62071	9,560	50,780	(41,220)	-431.2%	COPR	HORWITH	CITX300148

Honeywell

HONEYWELL SA-7 USE HAZARDOUS WASTE TRACKING (2006)										
Date Shipped	Date of Return Manifest	State Manifest	Man. Doc #	Facilty Manifest Weight (lbs)	Estimated Weight (lbs)	Manifest - Estimate (lbs)	Manifest - Estimate (%)	Material	Transporter	RAILCAR #
10/06/08	11/03/08	004732501	62072	53,000	50,320	2,680	5.1%	COPR	HORWITH	CHUX265
10/06/08	11/03/08	004732502	62073	68,340	50,420	17,920	26.2%	COPR	HORWITH	CHUX265
10/06/08	11/03/08	004732503	62074	66,460	50,560	15,900	23.9%	COPR	HORWITH	CHUX265
10/06/08	11/03/08	004732504	62075	17,620	50,160	(32,540)	-184.7%	COPR	HORWITH	CHUX265
10/06/08	11/03/08	004732505	62076	69,080	51,100	17,980	26.0%	COPR	HORWITH	CHUX261
10/06/08	11/03/08	004732506	62077	33,740	51,860	(18,120)	-53.7%	COPR	HORWITH	CHUX261
10/06/08	11/03/08	004732507	62078	68,100	51,200	16,900	24.8%	COPR	HORWITH	CHUX261
10/06/08	11/03/08	004732508	62079	33,760	49,520	(15,760)	-46.7%	COPR	HORWITH	CHUX261
10/06/08	11/03/08	004732509	62080	53,340	51,280	2,060	3.9%	COPR	HORWITH	CITX300120
10/06/08	11/03/08	004732510	62081	67,360	49,180	18,180	27.0%	COPR	HORWITH	CITX300120
10/06/08	11/03/08	004732511	62082	67,880	50,640	17,240	25.4%	COPR	HORWITH	CITX300120
10/06/08	11/03/08	004732512	62083	13,240	51,440	(38,200)	-288.5%	COPR	HORWITH	CITX300120
10/06/08	11/03/08	004732513	62084	50,140	49,680	460	0.9%	COPR	HORWITH	JTLX30150
10/06/08	11/03/08	004732514	62085	34,360	51,840	(17,480)	-50.9%	COPR	HORWITH	JTLX30150
10/06/08	11/03/08	004732515	62086	34,360	51,980	(17,620)	-51.3%	COPR	HORWITH	JTLX30150
10/06/08	11/03/08	004732516	62087	76,960	51,000	25,960	33.7%	COPR	HORWITH	JTLX30150
10/06/08	11/07/08	004732517	62088	36,120	49,260	(13,140)	-36.4%	COPR	HORWITH	CHUX322
10/06/08	11/07/08	004732518	62089	76,940	47,740	29,200	38.0%	COPR	HORWITH	CHUX322
10/06/08	11/07/08	004732519	62090	68,980	49,400	19,580	28.4%	COPR	HORWITH	CHUX322
10/06/08	11/07/08	004732520	62091	15,920	50,500	(34,580)	-217.2%	COPR	HORWITH	CHUX322
10/06/08	11/07/08	004732521	62092	22,680	50,640	(27,960)	-123.3%	COPR	HORWITH	CHUX288
10/06/08	11/07/08	004732522	62093	67,020	50,540	16,480	24.6%	COPR	HORWITH	CHUX288
10/06/08	11/07/08	004732523	62094	26,540	49,920	(23,380)	-88.1%	COPR	HORWITH	JTLX263
10/06/08	11/07/08	004732524	62095	66,060	50,140	15,920	24.1%	COPR	HORWITH	JTLX263
10/06/08	11/07/08	004732525	62096	48,940	50,200	(1,260)	-2.6%	COPR	HORWITH	CHUX288
10/06/08	11/07/08	004732526	62097	67,900	51,220	16,680	24.6%	COPR	HORWITH	JTLX263
10/06/08	11/07/08	004732527	62098	40,740	50,380	(9,640)	-23.7%	COPR	HORWITH	JTLX263
10/06/08	11/07/08	004732528	62099	66,960	50,780	16,180	24.2%	COPR	HORWITH	CHUX288
10/06/08	11/03/08	004732529	62100	11,520	51,560	(40,040)	-347.6%	COPR	HORWITH	CHUX164
10/06/08	11/03/08	004732530	62101	66,440	49,140	17,300	26.0%	COPR	HORWITH	CHUX164
10/06/08	11/03/08	004732531	62102	46,040	51,860	(5,820)	-12.6%	COPR	HORWITH	CHUX164
10/06/08	11/03/08	004732532	62103	24,660	49,960	(25,300)	-102.6%	COPR	HORWITH	JTLX170
10/06/08	11/03/08	004732533	62104	76,860	49,640	27,220	35.4%	COPR	HORWITH	CHUX164
10/06/08	11/03/08	004732534	62105	68,640	51,280	17,360	25.3%	COPR	HORWITH	JTLX170
10/06/08	11/03/08	004732535	62106	66,300	50,680	15,620	23.6%	COPR	HORWITH	JTLX170
10/06/08	11/03/08	004732536	62107	11,820	50,400	(38,580)	-326.4%	COPR	HORWITH	CITX300119
10/06/08	11/03/08	004732537	62108	41,520	52,520	(11,000)	-26.5%	COPR	HORWITH	JTLX170
10/06/08	11/03/08	004732538	62109	69,200	51,640	17,560	25.4%	COPR	HORWITH	CITX300119
10/06/08	11/03/08	004732539	62110	56,220	51,840	4,380	7.8%	COPR	HORWITH	CITX300119
10/06/08	11/03/08	004732540	62111	68,280	52,300	15,980	23.4%	COPR	HORWITH	CITX300119
10/06/08	11/03/08	004732541	62112	68,560	50,260	18,300	26.7%	COPR	HORWITH	CHUX293
10/06/08	11/03/08	004732542	62113	15,180	52,320	(37,140)	-244.7%	COPR	HORWITH	CHUX293
10/06/08	11/03/08	004732543	62114	76,780	51,580	25,200	32.8%	COPR	HORWITH	CHUX293
10/06/08	11/03/08	004732544	62115	43,860	51,940	(8,080)	-18.4%	COPR	HORWITH	CHUX293
10/06/08	11/03/08	004732545	62116	66,640	51,420	15,220	22.8%	COPR	HORWITH	CHUX147
10/06/08	11/03/08	004732546	62117	66,900	51,180	15,720	23.5%	COPR	HORWITH	CHUX187
10/06/08	11/03/08	004732547	62118	28,880	51,600	(22,720)	-78.7%	COPR	HORWITH	CHUX147
10/06/08	11/03/08	004732548	62119	76,780	51,120	25,660	33.4%	COPR	HORWITH	CHUX147
10/06/08	11/03/08	004732549	62120	28,880	52,400	(23,520)	-81.4%	COPR	HORWITH	CHUX147
10/06/08	11/03/08	004732550	62121	76,720	51,820	24,900	32.5%	COPR	HORWITH	CHUX187
10/06/08	11/03/08	004732551	62122	30,380	50,560	(20,180)	-66.4%	COPR	HORWITH	CHUX187
10/06/08	11/03/08	004732553	62123	30,380	51,620	(21,240)	-69.9%	COPR	HORWITH	CHUX187
10/06/08	11/07/08	004732554	62124	8,940	52,340	(43,400)	-485.5%	COPR	HORWITH	JTLX30173
10/06/08	11/07/08	004732555	62125	77,100	52,500	24,600	31.9%	COPR	HORWITH	JTLX30173
10/06/08	11/07/08	004732558	62126	68,540	51,540	17,000	24.8%	COPR	HORWITH	JTLX30173
10/06/08	11/18/08	004732559	62127	38,340	49,320	(10,980)	-28.6%	COPR	HORWITH	CITX300033
10/06/08	11/18/08	004732560	62128	69,220	50,840	18,380	26.6%	COPR	HORWITH	CITX300033
10/06/08	11/07/08	004732561	62129	51,740	50,740	1,000	1.9%	COPR	HORWITH	JTLX30173
10/06/08	11/18/08	004732562	62130	67,780	50,300	17,480	25.8%	COPR	HORWITH	CITX300033
10/06/08	11/18/08	004732564	62131	24,680	50,960	(26,280)	-106.5%	COPR	HORWITH	CITX300033
10/07/08	11/07/08	004732565	62132	32,300	48,720	(16,420)	-50.8%	COPR	HORWITH	CITX300022
10/07/08	11/07/08	004732566	62133	66,440	49,280	17,160	25.8%	COPR	HORWITH	CITX300022
10/07/08	11/07/08	004732567	62134	68,160	50,660	17,500	25.7%	COPR	HORWITH	CITX300022
10/07/08	11/07/08	004732568	62135	31,660	50,060	(18,400)	-58.1%	COPR	HORWITH	CITX300022
10/07/08	11/07/08	004732569	62136	31,040	50,740	(19,700)	-63.5%	COPR	HORWITH	JTLX30157
10/07/08	11/07/08	004732570	62137	69,480	50,760	18,720	26.9%	COPR	HORWITH	JTLX30157
10/07/08	11/07/08	004732571	62138	67,940	51,680	16,260	23.9%	COPR	HORWITH	JTLX30157
10/07/08	11/07/08	004732572	62139	34,980	51,160	(16,180)	-46.3%	COPR	HORWITH	JTLX30157
10/07/08	11/07/08	004732573	62140	12,240	52,320	(40,080)	-327.5%	COPR	HORWITH	JTLX194
10/07/08	11/07/08	004732574	62141	76,660	52,080	24,580	32.1%	COPR	HORWITH	JTLX194
10/07/08	11/07/08	004732575	62142	76,960	51,860	25,100	32.6%	COPR	HORWITH	JTLX194
10/07/08	11/07/08	004732576	62143	37,920	49,360	(11,440)	-30.2%	COPR	HORWITH	JTLX194
10/07/08	11/07/08	004732577	62144	8,100	50,780	(42,680)	-526.9%	COPR	HORWITH	CHUX182
10/07/08	11/07/08	004732578	62145	55,720	48,860	6,860	12.3%	COPR	HORWITH	CHUX182

Honeywell

HONEYWELL SA-7 USE HAZARDOUS WASTE TRACKING (2006)										
Date Shipped	Date of Return Manifest	State Manifest	Man. Doc #	Facilty Manifest Weight (lbs)	Estimated Weight (lbs)	Manifest - Estimate (lbs)	Manifest - Estimate (%)	Material	Transporter	RAILCAR #
10/07/08	11/07/08	004732580	62146	67,480	50,000	17,480	25.9%	COPR	HORWITH	CHUX182
10/07/08	11/07/08	004732581	62147	66,400	49,360	17,040	25.7%	COPR	HORWITH	CHUX182
10/07/08	11/07/08	004732582	62148	68,420	51,660	16,760	24.5%	COPR	HORWITH	CEFX35819
10/07/08	11/07/08	004732583	62149	69,560	51,060	18,500	26.6%	COPR	HORWITH	CEFX35819
10/07/08	11/07/08	004732584	62150	29,740	50,560	(20,820)	-70.0%	COPR	HORWITH	CEFX35819
10/07/08	11/07/08	004732585	62151	29,720	50,400	(20,680)	-69.6%	COPR	HORWITH	CEFX35819
10/07/08	11/07/08	004732586	62152	54,800	51,420	3,380	6.2%	COPR	HORWITH	JTLX30143
10/07/08	11/07/08	004732587	62153	34,300	50,660	(16,360)	-47.7%	COPR	HORWITH	JTLX30143
10/07/08	11/07/08	004732588	62154	77,020	49,400	27,620	35.9%	COPR	HORWITH	JTLX30143
10/07/08	11/07/08	004732589	62155	34,280	51,620	(17,340)	-50.6%	COPR	HORWITH	JTLX30143
10/07/08	11/07/08	004732590	62156	44,440	50,640	(6,200)	-14.0%	COPR	HORWITH	CEFX35839
10/07/08	11/07/08	004732591	62157	76,840	50,720	26,120	34.0%	COPR	HORWITH	CEFX35839
10/07/08	11/07/08	004732592	62158	68,360	52,280	16,080	23.5%	COPR	HORWITH	CEFX35839
10/07/08	11/07/08	004732593	62159	13,700	50,460	(36,760)	-268.3%	COPR	HORWITH	CEFX35839
10/07/08	11/07/08	004732594	62160	22,380	51,080	(28,700)	-128.2%	COPR	HORWITH	CITX300113
10/07/08	11/07/08	004732595	62161	77,200	52,320	24,880	32.2%	COPR	HORWITH	CITX300113
10/07/08	11/07/08	004732596	62162	66,880	49,880	17,000	25.4%	COPR	HORWITH	CITX300113
10/07/08	11/07/08	004732597	62163	38,500	49,900	(11,400)	-29.6%	COPR	HORWITH	CITX300113
10/07/08	11/07/08	004732598	62164	17,240	49,680	(32,440)	-188.2%	COPR	HORWITH	CITX300159
10/07/08	11/07/08	004732599	62165	68,220	49,100	19,120	28.0%	COPR	HORWITH	CITX300159
10/07/08	11/07/08	004732600	62166	66,440	51,280	15,160	22.8%	COPR	HORWITH	CITX300159
10/07/08	11/07/08	004732601	62167	76,940	51,780	25,160	32.7%	COPR	HORWITH	JTLX74
10/07/08	11/07/08	004732602	62168	45,420	49,960	(4,540)	-10.0%	COPR	HORWITH	CITX300159
10/07/08	11/07/08	004732603	62169	55,520	50,900	4,620	8.3%	COPR	HORWITH	JTLX74
10/07/08	11/07/08	004732604	62170	38,600	50,340	(11,740)	-30.4%	COPR	HORWITH	JTLX74
10/07/08	11/07/08	004732605	62171	68,440	51,660	16,780	24.5%	COPR	HORWITH	CITX300164
10/07/08	11/07/08	004732606	62172	38,580	52,440	(13,860)	-35.9%	COPR	HORWITH	JTLX74
10/07/08	11/07/08	004732607	62173	58,660	52,100	6,560	11.2%	COPR	HORWITH	CITX300164
10/07/08	11/07/08	004732608	62174	68,600	51,860	16,740	24.4%	COPR	HORWITH	CITX300164
10/07/08	11/07/08	004732609	62175	12,180	51,940	(39,760)	-326.4%	COPR	HORWITH	CITX300164
10/07/08	11/07/08	004732610	62176	68,920	50,860	18,060	26.2%	COPR	HORWITH	CITX300166
10/07/08	11/07/08	004732611	62177	44,560	51,040	(6,480)	-14.5%	COPR	HORWITH	CITX300166
10/07/08	11/07/08	004732612	62178	67,880	51,840	16,040	23.6%	COPR	HORWITH	CITX300166
10/07/08	11/07/08	004732613	62179	22,880	50,480	(27,600)	-120.6%	COPR	HORWITH	CITX300166
10/07/08	11/07/08	004732614	62180	35,180	52,580	(17,400)	-49.5%	COPR	HORWITH	JTLX30133
10/07/08	11/07/08	004732615	62181	68,300	51,900	16,400	24.0%	COPR	HORWITH	JTLX30133
10/07/08	11/07/08	004732616	62182	76,600	51,080	25,520	33.3%	COPR	HORWITH	JTLX30133
10/07/08	11/07/08	004732617	62183	36,380	52,140	(15,760)	-43.3%	COPR	HORWITH	CHUX236
10/07/08	11/07/08	004732618	62184	23,980	51,260	(27,280)	-113.8%	COPR	HORWITH	JTLX30133
10/07/08	11/07/08	004732620	62185	68,620	50,940	17,680	25.8%	COPR	HORWITH	CHUX236
10/07/08	11/07/08	004732621	62186	69,020	52,200	16,820	24.4%	COPR	HORWITH	CHUX236
10/07/08	11/07/08	004732622	62187	31,200	52,680	(21,480)	-68.8%	COPR	HORWITH	CHUX236
10/07/08	11/07/08	004732623	62188	27,520	51,780	(24,260)	-88.2%	COPR	HORWITH	CEFX35830
10/07/08	11/07/08	004732624	62189	35,780	52,220	(16,440)	-45.9%	COPR	HORWITH	JTLX30111
10/07/08	11/07/08	004732625	62190	76,160	52,520	23,640	31.0%	COPR	HORWITH	CEFX35830
10/07/08	11/07/08	004732626	62191	76,880	52,320	24,560	31.9%	COPR	HORWITH	CEFX35830
10/07/08	11/07/08	004732627	62192	32,280	51,460	(19,180)	-59.4%	COPR	HORWITH	CEFX35830
10/07/08	11/07/08	004732628	62193	67,640	51,340	16,300	24.1%	COPR	HORWITH	JTLX30111
10/07/08	11/07/08	004732629	62194	68,760	49,840	18,920	27.5%	COPR	HORWITH	JTLX30111
10/07/08	11/07/08	004732630	62195	30,320	51,420	(21,100)	-69.6%	COPR	HORWITH	JTLX30111
10/08/08	11/07/08	004732631	62196	54,300	50,540	3,760	6.9%	COPR	HORWITH	JTLX30144
10/08/08	11/07/08	004732632	62197	77,100	51,120	25,980	33.7%	COPR	HORWITH	JTLX30144
10/08/08	11/07/08	004732633	62198	34,420	50,880	(16,460)	-47.8%	COPR	HORWITH	JTLX30144
10/08/08	11/07/08	004732634	62199	34,420	50,860	(16,440)	-47.8%	COPR	HORWITH	JTLX30144
10/08/08	11/07/08	004732635	62200	23,260	50,300	(27,040)	-116.3%	COPR	HORWITH	JTLX264
10/08/08	11/07/08	004732636	62201	47,400	51,200	(3,800)	-8.0%	COPR	HORWITH	JTLX264
10/08/08	11/07/08	004732637	62202	66,700	52,200	14,500	21.7%	COPR	HORWITH	JTLX264
10/08/08	11/07/08	004732638	62203	67,920	51,660	16,260	23.9%	COPR	HORWITH	JTLX264
10/08/08	11/07/08	004732639	62204	37,620	50,040	(12,420)	-33.0%	COPR	HORWITH	CHUX144
10/08/08	11/07/08	004732640	62205	67,760	51,440	16,320	24.1%	COPR	HORWITH	CHUX144
10/08/08	11/07/08	004732641	62206	68,080	52,140	15,940	23.4%	COPR	HORWITH	CHUX144
10/08/08	11/07/08	004732642	62207	66,840	52,240	14,600	21.8%	COPR	HORWITH	CHUX246
10/08/08	11/07/08	004732643	62208	29,000	50,280	(21,280)	-73.4%	COPR	HORWITH	CHUX144
10/08/08	11/07/08	004732644	62209	66,740	51,760	14,980	22.4%	COPR	HORWITH	CHUX246
10/08/08	11/07/08	004732645	62210	60,520	49,180	11,340	18.7%	COPR	HORWITH	CHUX170
10/08/08	11/07/08	004732646	62211	38,020	52,220	(14,200)	-37.3%	COPR	HORWITH	CHUX246
10/08/08	11/07/08	004732647	62212	38,020	51,380	(13,360)	-35.1%	COPR	HORWITH	CHUX246
10/08/08	11/07/08	004732648	62213	68,100	51,940	16,160	23.7%	COPR	HORWITH	CHUX170
10/08/08	11/07/08	004732649	62214	33,960	50,760	(16,800)	-49.5%	COPR	HORWITH	CHUX170
10/08/08	11/07/08	004732650	62215	33,980	51,560	(17,580)	-51.7%	COPR	HORWITH	CHUX170
10/08/08	11/07/08	004732651	62216	45,560	50,200	(4,640)	-10.2%	COPR	HORWITH	JTLX94
10/08/08	11/07/08	004732652	62217	77,080	50,680	26,400	34.3%	COPR	HORWITH	JTLX94
10/08/08	11/07/08	004732653	62218	68,680	50,940	17,740	25.8%	COPR	HORWITH	JTLX94
10/08/08	11/07/08	004732654	62219	9,040	50,060	(41,020)	-453.8%	COPR	HORWITH	JTLX94

Honeywell

HONEYWELL SA-7 USE HAZARDOUS WASTE TRACKING (2006)										
Date Shipped	Date of Return Manifest	State Manifest	Man. Doc #	Facilty Manifest Weight (lbs)	Estimated Weight (lbs)	Manifest - Estimate (lbs)	Manifest - Estimate (%)	Material	Transporter	RAILCAR #
10/08/08	11/07/08	004732655	62220	37,920	50,880	(12,960)	-34.2%	COPR	HORWITH	CITX300013
10/08/08	11/07/08	004732656	62221	47,800	51,860	(4,060)	-8.5%	COPR	HORWITH	CHUX332
10/08/08	11/07/08	004732657	62222	67,120	52,100	15,020	22.4%	COPR	HORWITH	CHUX332
10/08/08	11/07/08	004732658	62223	68,000	52,120	15,880	23.4%	COPR	HORWITH	CHUX332
10/08/08	11/07/08	004732659	62224	24,600	51,200	(26,600)	-108.1%	COPR	HORWITH	CHUX332
10/08/08	11/07/08	004732660	62225	38,420	51,380	(12,960)	-33.7%	COPR	HORWITH	JTLX30119
10/08/08	11/07/08	004732661	62226	68,960	52,020	16,940	24.6%	COPR	HORWITH	JTLX30119
10/08/08	11/07/08	004732662	62227	76,240	50,380	25,860	33.9%	COPR	HORWITH	JTLX30119
10/08/08	11/07/08	004732663	62228	20,480	50,860	(30,380)	-148.3%	COPR	HORWITH	JTLX30119
10/08/08	11/07/08	004732664	62229	52,260	51,400	860	1.6%	COPR	HORWITH	NDYX320318
10/08/08	11/07/08	004732665	62230	68,760	51,600	17,160	25.0%	COPR	HORWITH	NDYX320318
10/08/08	11/07/08	004732666	62231	68,060	51,840	16,220	23.8%	COPR	HORWITH	NDYX320318
10/08/08	11/07/08	004732667	62232	17,660	51,980	(34,320)	-194.3%	COPR	HORWITH	NDYX320318
10/08/08	11/07/08	004732668	62233	57,360	51,600	5,760	10.0%	COPR	HORWITH	JTLX30174
10/08/08	11/07/08	004732669	62234	67,920	51,460	16,460	24.2%	COPR	HORWITH	JTLX30174
10/08/08	11/07/08	004732670	62235	66,740	51,080	15,660	23.5%	COPR	HORWITH	JTLX30174
10/08/08	11/07/08	004732671	62236	59,100	51,540	7,560	12.8%	COPR	HORWITH	CEFX35243
10/08/08	11/07/08	004732672	62237	77,300	51,280	26,020	33.7%	COPR	HORWITH	CITX300153
10/08/08	11/07/08	004732673	62238	13,060	52,520	(39,460)	-302.1%	COPR	HORWITH	JTLX30174
10/08/08	11/07/08	004732674	62239	69,260	52,380	16,880	24.4%	COPR	HORWITH	CEFX35243
10/08/08	11/07/08	004732675	62240	68,220	52,540	15,680	23.0%	COPR	HORWITH	CEFX35243
10/08/08	11/07/08	004732676	62241	10,120	51,320	(41,200)	-407.1%	COPR	HORWITH	CEFX35243
10/08/08	11/07/08	004732677	62242	76,540	51,940	24,600	32.1%	COPR	HORWITH	CITX300153
10/08/08	11/07/08	004732678	62243	16,180	52,100	(35,920)	-222.0%	COPR	HORWITH	CITX300153
10/08/08	11/07/08	004732679	62244	39,460	52,420	(12,960)	-32.8%	COPR	HORWITH	CITX300153
10/08/08	11/07/08	004732680	62245	33,060	51,140	(18,080)	-54.7%	COPR	HORWITH	CITX300145
10/08/08	11/07/08	004732681	62246	68,360	51,720	16,640	24.3%	COPR	HORWITH	CITX300145
10/08/08	11/07/08	004732682	62247	66,420	50,560	15,860	23.9%	COPR	HORWITH	CITX300145
10/08/08	11/07/08	004732683	62248	47,740	52,040	(4,300)	-9.0%	COPR	HORWITH	JTLX30137
10/08/08	11/07/08	004732684	62249	66,960	51,460	15,500	23.1%	COPR	HORWITH	JTLX30137
10/08/08	11/07/08	004732685	62250	33,800	49,700	(15,900)	-47.0%	COPR	HORWITH	CITX300145
10/08/08	11/07/08	004732686	62251	76,540	50,840	25,700	33.6%	COPR	HORWITH	JTLX30137
10/08/08	11/07/08	004732687	62252	14,500	51,400	(36,900)	-254.5%	COPR	HORWITH	JTLX30137
10/08/08	11/07/08	004732688	62253	52,500	52,080	420	0.8%	COPR	HORWITH	JTLX30104
10/08/08	11/07/08	004732689	62254	77,080	51,860	25,220	32.7%	COPR	HORWITH	JTLX30104
10/08/08	11/07/08	004732690	62255	34,260	50,520	(16,260)	-47.5%	COPR	HORWITH	JTLX30104
10/08/08	11/07/08	004732691	62256	33,800	52,060	(18,260)	-54.0%	COPR	HORWITH	CITX300118
10/08/08	11/07/08	004732692	62257	77,380	51,640	25,740	33.3%	COPR	HORWITH	CITX300118
10/08/08	11/07/08	004732693	62258	34,260	50,300	(16,040)	-46.8%	COPR	HORWITH	JTLX30104
10/08/08	11/07/08	004732694	62259	68,580	50,820	17,760	25.9%	COPR	HORWITH	CITX300118
10/08/08	11/07/08	004732695	62260	21,440	49,880	(28,440)	-132.6%	COPR	HORWITH	CITX300118
10/08/08	11/07/08	004732696	62261	67,740	51,860	15,880	23.4%	COPR	HORWITH	CITX300013
10/09/08	11/07/08	004732697	62262	76,380	49,940	26,440	34.6%	COPR	HORWITH	CITX300116
10/09/08	11/07/08	004732698	62263	76,580	50,800	25,780	33.7%	COPR	HORWITH	CITX300116
10/09/08	11/07/08	004732699	62264	23,200	49,800	(26,600)	-114.7%	COPR	HORWITH	CITX300116
10/09/08	11/07/08	004732700	62265	23,180	51,120	(27,940)	-120.5%	COPR	HORWITH	CITX300116
10/09/08	11/07/08	004732702	62266	47,760	51,460	(3,700)	-7.7%	COPR	HORWITH	CHUX116
10/09/08	11/07/08	004732703	62267	77,060	49,600	27,460	35.6%	COPR	HORWITH	CHUX116
10/09/08	11/07/08	004732704	62268	39,160	51,740	(12,580)	-32.1%	COPR	HORWITH	CHUX116
10/09/08	11/07/08	004732705	62269	52,420	51,660	760	1.4%	COPR	HORWITH	CHUX329
10/09/08	11/07/08	004732706	62270	67,640	51,800	15,840	23.4%	COPR	HORWITH	CHUX329
10/09/08	11/07/08	004732707	62271	39,180	52,100	(12,920)	-33.0%	COPR	HORWITH	CHUX116
10/09/08	11/07/08	004732708	62272	67,740	52,320	15,420	22.8%	COPR	HORWITH	CHUX329
10/09/08	11/07/08	004732709	62273	20,480	52,340	(31,860)	-155.6%	COPR	HORWITH	CHUX329
10/09/08	11/07/08	004732710	62274	37,800	50,520	(12,720)	-33.7%	COPR	HORWITH	CITX300026
10/09/08	11/07/08	004732711	62275	77,160	51,060	26,100	33.8%	COPR	HORWITH	CITX300026
10/09/08	11/07/08	004732712	62276	68,900	51,000	17,900	26.0%	COPR	HORWITH	CITX300026
10/09/08	11/07/08	004732713	62277	15,660	49,480	(33,820)	-216.0%	COPR	HORWITH	CITX300026
10/09/08	11/07/08	004732714	62278	55,240	49,380	5,860	10.6%	COPR	HORWITH	JTLX186
10/09/08	11/07/08	004732715	62279	69,100	50,360	18,740	27.1%	COPR	HORWITH	JTLX186
10/09/08	11/07/08	004732716	62280	34,540	50,260	(15,720)	-45.5%	COPR	HORWITH	JTLX186
10/09/08	11/07/08	004732717	62281	75,960	50,120	25,840	34.0%	COPR	HORWITH	NDYX320472
10/09/08	11/07/08	004732718	62282	34,540	50,000	(15,460)	-44.8%	COPR	HORWITH	JTLX186
10/09/08	11/07/08	004732719	62283	38,260	49,840	(11,580)	-30.3%	COPR	HORWITH	NDYX320472
10/09/08	11/07/08	004732720	62284	76,980	51,140	25,840	33.6%	COPR	HORWITH	NDYX320472
10/09/08	11/07/08	004732721	62285	12,960	52,340	(39,380)	-303.9%	COPR	HORWITH	NDYX320472
10/09/08	11/07/08	004732722	62286	76,640	50,960	25,680	33.5%	COPR	HORWITH	CITX300028
10/09/08	11/07/08	004732723	62287	77,100	50,600	26,500	34.4%	COPR	HORWITH	CITX300028
10/09/08	11/07/08	004732724	62288	25,620	51,980	(26,360)	-102.9%	COPR	HORWITH	CITX300028
10/09/08	11/07/08	004732725	62289	25,620	51,920	(26,300)	-102.7%	COPR	HORWITH	CITX300028
10/09/08	11/07/08	004732726	62290	19,060	51,840	(32,780)	-172.0%	COPR	HORWITH	CHUX239
10/09/08	11/07/08	004732727	62291	67,060	52,120	14,940	22.3%	COPR	HORWITH	CHUX239
10/09/08	11/07/08	004732728	62292	21,820	52,180	(30,360)	-139.1%	COPR	HORWITH	JTLX274
10/09/08	11/07/08	004732729	62293	48,380	50,960	(2,580)	-5.3%	COPR	HORWITH	CHUX239

HONEYWELL SA-7 USE HAZARDOUS WASTE TRACKING (2006)										
Date Shipped	Date of Return Manifest	State Manifest	Man. Doc #	Facilty Manifest Weight (lbs)	Estimated Weight (lbs)	Manifest - Estimate (lbs)	Manifest - Estimate (%)	Material	Transporter	RAILCAR #
10/09/08	11/07/08	004732730	62294	67,680	49,320	18,360	27.1%	COPR	HORWITH	CHUX239
10/09/08	11/07/08	004732731	62295	15,380	50,920	(35,540)	-231.1%	COPR	HORWITH	JTLX30148
10/09/08	11/07/08	004732732	62296	68,860	50,800	18,060	26.2%	COPR	HORWITH	JTLX30148
10/09/08	11/07/08	004732733	62297	69,160	50,920	18,240	26.4%	COPR	HORWITH	JTLX30148
10/09/08	11/07/08	004732734	62298	48,980	51,200	(2,220)	-4.5%	COPR	HORWITH	JTLX30148
10/09/08	11/07/08	004732735	62299	68,020	51,320	16,700	24.6%	COPR	HORWITH	JTLX127
10/09/08	11/07/08	004732736	62300	77,060	51,760	25,300	32.8%	COPR	HORWITH	JTLX127
10/09/08	11/07/08	004732737	62301	30,740	51,060	(20,320)	-66.1%	COPR	HORWITH	JTLX127
10/09/08	11/07/08	004732738	62302	37,060	51,800	(14,740)	-39.8%	COPR	HORWITH	JTLX240
10/09/08	11/07/08	004732739	62303	30,740	50,760	(20,020)	-65.1%	COPR	HORWITH	JTLX127
10/09/08	11/07/08	004732740	62304	39,360	52,500	(13,140)	-33.4%	COPR	HORWITH	JTLX240
10/09/08	11/07/08	004732741	62305	36,940	52,140	(15,200)	-41.1%	COPR	HORWITH	JTLX276
10/09/08	11/07/08	004732742	62306	66,680	52,420	14,260	21.4%	COPR	HORWITH	JTLX240
10/09/08	11/07/08	004732743	62307	68,400	52,260	16,140	23.6%	COPR	HORWITH	JTLX240
10/09/08	11/07/08	004732744	62308	29,560	51,800	(22,240)	-75.2%	COPR	HORWITH	JTLX276
10/09/08	11/07/08	004732745	62309	69,180	51,740	17,440	25.2%	COPR	HORWITH	JTLX276
10/09/08	11/07/08	004732746	62310	67,920	51,060	16,860	24.8%	COPR	HORWITH	JTLX276
10/09/08	11/07/08	004732747	62311	20,720	51,360	(30,640)	-147.9%	COPR	HORWITH	CHUX176
10/09/08	11/07/08	004732748	62312	68,000	51,260	16,740	24.6%	COPR	HORWITH	CHUX176
10/09/08	11/07/08	004732750	62313	76,940	50,740	26,200	34.1%	COPR	HORWITH	CHUX176
10/09/08	11/07/08	004732751	62314	40,020	51,340	(11,320)	-28.3%	COPR	HORWITH	CHUX176
10/09/08	11/07/08	004732752	62315	68,480	51,960	16,520	24.1%	COPR	HORWITH	JTLX274
10/09/08	11/07/08	004732753	62316	46,120	51,860	(5,740)	-12.4%	COPR	HORWITH	JTLX274
10/09/08	11/07/08	004732754	62317	76,940	51,980	24,960	32.4%	COPR	HORWITH	CHUX146
10/09/08	11/07/08	004732755	62318	68,660	51,140	17,520	25.5%	COPR	HORWITH	JTLX274
10/09/08	11/07/08	004732756	62319	19,760	51,460	(31,700)	-160.4%	COPR	HORWITH	CHUX146
10/09/08	11/07/08	004732757	62320	33,020	49,680	(16,660)	-50.5%	COPR	HORWITH	CHUX146
10/09/08	11/07/08	004732758	62321	76,920	52,400	24,520	31.9%	COPR	HORWITH	CHUX146
10/09/08	11/07/08	004732759	62322	56,560	52,060	4,500	8.0%	COPR	HORWITH	JTLX30123
10/09/08	11/07/08	004732760	62323	77,420	52,200	25,220	32.6%	COPR	HORWITH	JTLX30123
10/09/08	11/07/08	004732761	62324	33,440	50,860	(17,420)	-52.1%	COPR	HORWITH	JTLX30123
10/09/08	11/07/08	004732762	62325	77,280	51,180	26,100	33.8%	COPR	HORWITH	CITX300013
10/09/08	11/07/08	004732763	62326	19,880	52,220	(32,340)	-162.7%	COPR	HORWITH	CITX300013
10/09/08	11/07/08	004732764	62327	33,440	50,080	(16,640)	-49.8%	COPR	HORWITH	JTLX30123
10/09/08	11/07/08	004732765	62328	76,680	52,460	24,220	31.6%	COPR	HORWITH	JTLX30105
10/09/08	11/07/08	004732766	62329	58,540	50,460	8,080	13.8%	COPR	HORWITH	JTLX30105
10/10/08	11/07/08	004732767	62330	69,120	51,220	17,900	25.9%	COPR	HORWITH	NDYX320471
10/10/08	11/07/08	004732768	62331	67,740	49,880	17,860	26.4%	COPR	HORWITH	NDYX320471
10/10/08	11/07/08	004732769	62332	33,800	50,460	(16,660)	-49.3%	COPR	HORWITH	NDYX320471
10/10/08	11/07/08	004732770	62333	33,780	50,540	(16,760)	-49.6%	COPR	HORWITH	NDYX320471
10/10/08	11/07/08	004732771	62334	34,660	50,220	(15,560)	-44.9%	COPR	HORWITH	JTLX30105
10/10/08	11/07/08	004732772	62335	24,500	49,900	(25,400)	-103.7%	COPR	HORWITH	CITX300114
10/10/08	11/07/08	004732773	62336	77,020	49,900	27,120	35.2%	COPR	HORWITH	CITX300114
10/10/08	11/07/08	004732774	62337	77,020	50,140	26,880	34.9%	COPR	HORWITH	CITX300114
10/10/08	11/07/08	004732775	62338	20,560	51,000	(30,440)	-148.1%	COPR	HORWITH	CITX300114
10/10/08	11/07/08	004732776	62339	34,640	51,140	(16,500)	-47.6%	COPR	HORWITH	JTLX30105
10/10/08	11/07/08	004732777	62340	66,580	52,280	14,300	21.5%	COPR	HORWITH	NDYX320445
10/10/08	11/07/08	004732778	62341	50,600	50,080	520	1.0%	COPR	HORWITH	NDYX320445
10/10/08	11/07/08	004732779	62342	67,680	49,720	17,960	26.5%	COPR	HORWITH	NDYX320445
10/10/08	11/07/08	004732780	62343	18,480	51,440	(32,960)	-178.4%	COPR	HORWITH	NDYX320445
10/10/08	11/07/08	004732781	62344	47,940	50,320	(2,380)	-5.0%	COPR	HORWITH	CHUX213
10/10/08	11/07/08	004732782	62345	69,260	51,000	18,260	26.4%	COPR	HORWITH	CHUX213
10/10/08	11/07/08	004732783	62346	16,860	50,080	(33,220)	-197.0%	COPR	HORWITH	CHUX213
10/10/08	11/07/08	004732784	62347	67,860	51,860	16,000	23.6%	COPR	HORWITH	CHUX213
10/10/08	11/07/08	004732785	62348	22,440	50,440	(28,000)	-124.8%	COPR	HORWITH	CHUX266
10/10/08	11/07/08	004732786	62349	69,300	50,940	18,360	26.5%	COPR	HORWITH	CHUX266
10/10/08	11/07/08	004732787	62350	38,640	50,080	(11,440)	-29.6%	COPR	HORWITH	CHUX266
10/10/08	11/07/08	004732788	62351	69,720	48,420	21,300	30.6%	COPR	HORWITH	CHUX266
10/10/08	11/07/08	004732789	62352	68,560	49,000	19,560	28.5%	COPR	HORWITH	CHUX268
10/10/08	11/07/08	004732790	62353	76,980	48,920	28,060	36.5%	COPR	HORWITH	CHUX268
10/10/08	11/07/08	004732791	62354	27,460	50,700	(23,240)	-84.6%	COPR	HORWITH	CHUX268
10/10/08	11/07/08	004732792	62355	27,480	50,780	(23,300)	-84.8%	COPR	HORWITH	CHUX268
10/10/08	11/07/08	004732793	62356	26,060	52,020	(25,960)	-99.6%	COPR	HORWITH	CHUX321
10/10/08	11/07/08	004732794	62357	69,200	51,100	18,100	26.2%	COPR	HORWITH	CHUX321
10/10/08	11/07/08	004732795	62358	38,280	50,740	(12,460)	-32.5%	COPR	HORWITH	CHUX321
10/10/08	11/07/08	004732796	62359	77,020	50,700	26,320	34.2%	COPR	HORWITH	CHUX245
10/10/08	11/07/08	004732797	62360	66,900	49,360	17,540	26.2%	COPR	HORWITH	CHUX321
10/10/08	11/07/08	004732798	62361	68,600	52,260	16,340	23.8%	COPR	HORWITH	JTLX57
10/10/08	11/07/08	004732799	62362	67,080	49,920	17,160	25.6%	COPR	HORWITH	CHUX245
10/10/08	11/07/08	004732800	62363	25,740	50,720	(24,980)	-97.0%	COPR	HORWITH	CHUX245
10/10/08	11/07/08	004732801	62364	25,760	50,100	(24,340)	-94.5%	COPR	HORWITH	CHUX245
10/10/08	11/07/08	004732802	62365	66,480	50,540	15,940	24.0%	COPR	HORWITH	CHUX306
10/10/08	11/07/08	004732803	62366	11,700	48,940	(37,240)	-318.3%	COPR	HORWITH	CHUX306
10/10/08	11/07/08	004732804	62367	68,020	51,100	16,920	24.9%	COPR	HORWITH	CHUX306

HONEYWELL SA-7 USE HAZARDOUS WASTE TRACKING (2006)										
Date Shipped	Date of Return Manifest	State Manifest	Man. Doc #	Facilty Manifest Weight (lbs)	Estimated Weight (lbs)	Manifest - Estimate (lbs)	Manifest - Estimate (%)	Material	Transporter	RAILCAR #
10/10/08	11/07/08	004732805	62368	50,600	50,360	240	0.5%	COPR	HORWITH	CHUX306
10/10/08	11/07/08	004732806	62369	29,520	51,920	(22,400)	-75.9%	COPR	HORWITH	JTLX30156
10/10/08	11/07/08	004732807	62370	77,280	50,240	27,040	35.0%	COPR	HORWITH	JTLX30156
10/10/08	11/07/08	004732808	62371	76,300	51,920	24,380	32.0%	COPR	HORWITH	JTLX30156
10/10/08	11/07/08	004732809	62372	23,300	52,120	(28,820)	-123.7%	COPR	HORWITH	JTLX30156
10/10/08	11/07/08	004732810	62373	25,360	50,980	(25,620)	-101.0%	COPR	HORWITH	CHUX206
10/10/08	11/07/08	004732811	62374	75,820	52,380	23,440	30.9%	COPR	HORWITH	CHUX206
10/10/08	11/07/08	004732812	62375	68,380	52,220	16,160	23.6%	COPR	HORWITH	CHUX206
10/10/08	11/07/08	004732813	62376	37,580	50,840	(13,260)	-35.3%	COPR	HORWITH	CHUX206
10/10/08	11/07/08	004732814	62377	29,160	52,500	(23,340)	-80.0%	COPR	HORWITH	CEFX35840
10/10/08	11/07/08	004732815	62378	67,560	52,140	15,420	22.8%	COPR	HORWITH	CEFX35840
10/10/08	11/07/08	004732816	62379	66,760	50,960	15,800	23.7%	COPR	HORWITH	CEFX35840
10/10/08	11/07/08	004732817	62380	43,560	52,260	(8,700)	-20.0%	COPR	HORWITH	CEFX35840
10/10/08	11/07/08	004732818	62381	67,380	51,660	15,720	23.3%	COPR	HORWITH	CEFX35850
10/10/08	11/07/08	004732819	62382	69,000	49,340	19,660	28.5%	COPR	HORWITH	CEFX35850
10/10/08	11/07/08	004732820	62383	33,140	51,260	(18,120)	-54.7%	COPR	HORWITH	CEFX35850
10/10/08	11/07/08	004732821	62384	33,140	51,480	(18,340)	-55.3%	COPR	HORWITH	CEFX35850
10/10/08	11/07/08	004732822	62385	45,220	51,020	(5,800)	-12.8%	COPR	HORWITH	JTLX30125
10/10/08	11/07/08	004732823	62386	67,740	52,040	15,700	23.2%	COPR	HORWITH	JTLX30125
10/10/08	11/07/08	004732824	62387	9,180	51,460	(42,280)	-460.6%	COPR	HORWITH	JTLX30125
10/10/08	11/07/08	004732825	62388	77,340	48,580	28,760	37.2%	COPR	HORWITH	JTLX30125
10/10/08	11/07/08	004732826	62389	68,460	52,200	16,260	23.8%	COPR	HORWITH	JTLX57
10/10/08	11/07/08	004732827	62390	33,680	51,960	(18,280)	-54.3%	COPR	HORWITH	JTLX57
10/10/08	11/07/08	004732828	62391	33,680	51,560	(17,880)	-53.1%	COPR	HORWITH	JTLX57
10/10/08	11/07/08	004732830	62392	63,780	51,200	12,580	19.7%	COPR	HORWITH	CHUX262
10/10/08	11/07/08	004732831	62393	34,080	51,340	(17,260)	-50.6%	COPR	HORWITH	CHUX262
10/10/08	11/07/08	004732832	62394	75,980	50,260	25,720	33.9%	COPR	HORWITH	CHUX262
10/10/08	11/07/08	004732833	62395	34,060	52,240	(18,180)	-53.4%	COPR	HORWITH	CHUX262
10/10/08	11/07/08	004732834	62396	68,840	52,240	16,600	24.1%	COPR	HORWITH	JTLX118
10/10/08	11/07/08	004732835	62397	77,140	50,440	26,700	34.6%	COPR	HORWITH	JTLX118
10/10/08	11/07/08	004732836	62398	21,480	51,400	(29,920)	-139.3%	COPR	HORWITH	JTLX118
10/13/08	11/18/08	004732837	62399	16,040	51,560	(35,520)	-221.4%	COPR	HORWITH	JTLX260
10/13/08	11/18/08	004732839	62400	76,460	51,620	24,840	32.5%	COPR	HORWITH	JTLX260
10/13/08	11/07/08	004732840	62401	69,180	49,880	19,300	27.9%	COPR	HORWITH	CHUX258
10/13/08	11/18/08	004732841	62402	76,320	51,680	24,640	32.3%	COPR	HORWITH	JTLX260
10/13/08	11/07/08	004732842	62403	21,540	51,660	(30,120)	-139.8%	COPR	HORWITH	CHUX258
10/13/08	11/18/08	004732843	62404	33,100	49,060	(15,960)	-48.2%	COPR	HORWITH	JTLX260
10/13/08	11/07/08	004732844	62405	33,800	49,220	(15,420)	-45.6%	COPR	HORWITH	CEFX35827
10/13/08	11/07/08	004732845	62406	76,360	49,940	26,420	34.6%	COPR	HORWITH	CEFX35827
10/13/08	11/07/08	004732846	62407	76,680	51,580	25,100	32.7%	COPR	HORWITH	CEFX35827
10/13/08	11/07/08	004732847	62408	8,920	52,180	(43,260)	-485.0%	COPR	HORWITH	CEFX35827
10/13/08	11/07/08	004732848	62409	67,520	51,280	16,240	24.1%	COPR	HORWITH	CEFX35852
10/13/08	11/07/08	004732849	62410	77,080	51,720	25,360	32.9%	COPR	HORWITH	CEFX35852
10/13/08	11/07/08	004732850	62411	27,620	50,640	(23,020)	-83.3%	COPR	HORWITH	CEFX35852
10/13/08	11/07/08	004732851	62412	38,400	48,280	(9,880)	-25.7%	COPR	HORWITH	CHUX197
10/13/08	11/07/08	004732852	62413	27,620	51,460	(23,840)	-86.3%	COPR	HORWITH	CEFX35852
10/13/08	11/07/08	004732853	62414	39,180	49,900	(10,720)	-27.4%	COPR	HORWITH	CHUX197
10/13/08	11/07/08	004732854	62415	66,680	50,880	15,800	23.7%	COPR	HORWITH	CHUX197
10/13/08	11/07/08	004732855	62416	49,480	49,360	120	0.2%	COPR	HORWITH	CHUX197
10/13/08	11/07/08	004732856	62417	22,020	48,640	(26,620)	-120.9%	COPR	HORWITH	CHUX311
10/13/08	11/07/08	004732857	62418	68,980	48,000	20,980	30.4%	COPR	HORWITH	CHUX311
10/13/08	11/07/08	004732858	62419	67,540	48,020	19,520	28.9%	COPR	HORWITH	CHUX311
10/13/08	11/07/08	004732859	62420	23,400	51,820	(28,420)	-121.5%	COPR	HORWITH	NDYX320343
10/13/08	11/07/08	004732860	62421	29,560	49,920	(20,360)	-68.9%	COPR	HORWITH	CHUX311
10/13/08	11/07/08	004732861	62422	76,800	50,840	25,960	33.8%	COPR	HORWITH	NDYX320343
10/13/08	11/07/08	004732862	62423	77,020	51,960	25,060	32.5%	COPR	HORWITH	NDYX320343
10/13/08	11/07/08	004732863	62424	67,760	50,280	17,480	25.8%	COPR	HORWITH	CHUX128
10/13/08	11/07/08	004732864	62425	23,420	50,840	(27,420)	-117.1%	COPR	HORWITH	NDYX320343
10/13/08	11/07/08	004732865	62426	38,120	48,980	(10,860)	-28.5%	COPR	HORWITH	CITX300103
10/13/08	11/07/08	004732866	62427	34,420	50,580	(16,160)	-46.9%	COPR	HORWITH	CHUX258
10/13/08	11/07/08	004732867	62428	68,680	49,840	18,840	27.4%	COPR	HORWITH	CHUX258
10/13/08	11/07/08	004732868	62429	76,680	50,420	26,260	34.2%	COPR	HORWITH	CHUX128
10/13/08	11/07/08	004732869	62430	27,700	52,280	(24,580)	-88.7%	COPR	HORWITH	CHUX128
10/13/08	11/07/08	004732870	62431	27,700	51,000	(23,300)	-84.1%	COPR	HORWITH	CHUX128
10/13/08	11/07/08	004732871	62432	68,200	52,240	15,960	23.4%	COPR	HORWITH	CITX300157
10/13/08	11/07/08	004732872	62433	66,460	51,500	14,960	22.5%	COPR	HORWITH	CITX300157
10/13/08	11/07/08	004732873	62434	33,960	51,900	(17,940)	-52.8%	COPR	HORWITH	CITX300157
10/13/08	11/07/08	004732874	62435	33,960	51,220	(17,260)	-50.8%	COPR	HORWITH	CITX300157
10/13/08	11/07/08	004732875	62436	68,540	50,000	18,540	27.0%	COPR	HORWITH	JTLX30145
10/13/08	11/07/08	004732876	62437	59,640	51,540	8,100	13.6%	COPR	HORWITH	JTLX30145
10/13/08	11/07/08	004732877	62438	33,680	50,500	(16,820)	-49.9%	COPR	HORWITH	JTLX30145
10/13/08	11/07/08	004732878	62439	33,700	49,540	(15,840)	-47.0%	COPR	HORWITH	JTLX30145
10/13/08	11/07/08	004732879	62440	67,200	51,060	16,140	24.0%	COPR	HORWITH	CHUX274
10/13/08	11/07/08	004732880	62441	76,580	49,400	27,180	35.5%	COPR	HORWITH	CHUX274

Honeywell

HONEYWELL SA-7 USE HAZARDOUS WASTE TRACKING (2006)										
Date Shipped	Date of Return Manifest	State Manifest	Man. Doc #	Facilty Manifest Weight (lbs)	Estimated Weight (lbs)	Manifest - Estimate (lbs)	Manifest - Estimate (%)	Material	Transporter	RAILCAR #
10/13/08	11/07/08	004732881	62442	26,700	50,100	(23,400)	-87.6%	COPR	HORWITH	CHUX274
10/13/08	11/07/08	004732882	62443	26,720	51,640	(24,920)	-93.3%	COPR	HORWITH	CHUX274
10/13/08	11/07/08	004732883	62444	68,680	50,760	17,920	26.1%	COPR	HORWITH	CITX300104
10/13/08	11/07/08	004732884	62445	68,860	51,880	16,980	24.7%	COPR	HORWITH	CITX300104
10/13/08	11/07/08	004732885	62446	33,420	51,400	(17,980)	-53.8%	COPR	HORWITH	CITX300104
10/13/08	11/07/08	004732886	62447	33,440	51,100	(17,660)	-52.8%	COPR	HORWITH	CITX300104
10/13/08	11/07/08	004732887	62448	61,820	50,620	11,200	18.1%	COPR	HORWITH	JTLX30132
10/13/08	11/07/08	004732888	62449	76,500	50,380	26,120	34.1%	COPR	HORWITH	JTLX30132
10/13/08	11/07/08	004732889	62450	34,120	49,700	(15,580)	-45.7%	COPR	HORWITH	JTLX30132
10/13/08	11/07/08	004732890	62451	34,140	50,820	(16,680)	-48.9%	COPR	HORWITH	JTLX30132
10/13/08	11/07/08	004732891	62452	67,180	51,760	15,420	23.0%	COPR	HORWITH	CITX300103
10/13/08	11/07/08	004732892	62453	23,580	52,220	(28,640)	-121.5%	COPR	HORWITH	CITX300103
10/13/08	11/07/08	004732893	62454	77,100	51,500	25,600	33.2%	COPR	HORWITH	CITX300103
10/13/08	11/07/08	004732894	62455	22,900	49,740	(26,840)	-117.2%	COPR	HORWITH	JTLX30153
10/13/08	11/07/08	004732895	62456	76,820	50,600	26,220	34.1%	COPR	HORWITH	JTLX30153
10/13/08	11/07/08	004732896	62457	68,360	51,140	17,220	25.2%	COPR	HORWITH	JTLX30153
10/13/08	11/07/08	004732897	62458	32,480	49,780	(17,300)	-53.3%	COPR	HORWITH	JTLX30153
10/13/08	11/07/08	004732898	62459	29,040	51,260	(22,220)	-76.5%	COPR	HORWITH	JTLX30100
10/13/08	11/07/08	004732899	62460	68,980	51,100	17,880	25.9%	COPR	HORWITH	JTLX30100
10/13/08	11/07/08	004732903	62461	38,420	51,320	(12,900)	-33.6%	COPR	HORWITH	JTLX30100
10/13/08	11/07/08	004732904	62462	40,080	52,420	(12,340)	-30.8%	COPR	HORWITH	JTLX118
10/13/08	11/07/08	004732905	62463	68,280	50,880	17,400	25.5%	COPR	HORWITH	JTLX30100
10/13/08	11/18/08	004732906	62464	68,240	51,040	17,200	25.2%	COPR	HORWITH	CEFX35799
10/13/08	11/18/08	004732907	62465	66,720	49,880	16,840	25.2%	COPR	HORWITH	CEFX35799
10/13/08	11/18/08	004732908	62466	38,480	50,700	(12,220)	-31.8%	COPR	HORWITH	CEFX35799
10/14/08	11/18/08	004732909	62467	77,780	50,180	27,600	35.5%	COPR	HORWITH	CHUX238
10/14/08	11/18/08	004732910	62468	77,340	49,200	28,140	36.4%	COPR	HORWITH	CHUX238
10/14/08	11/18/08	004732911	62469	19,140	50,060	(30,920)	-161.5%	COPR	HORWITH	CHUX238
10/14/08	11/18/08	004732912	62470	19,140	50,420	(31,280)	-163.4%	COPR	HORWITH	CHUX238
10/14/08	11/18/08	004732913	62471	44,400	50,100	(5,700)	-12.8%	COPR	HORWITH	CHUX132
10/14/08	11/18/08	004732914	62472	66,460	49,260	17,200	25.9%	COPR	HORWITH	CHUX132
10/14/08	11/18/08	004732915	62473	67,940	51,820	16,120	23.7%	COPR	HORWITH	CHUX132
10/14/08	11/18/08	004732916	62474	23,940	49,200	(25,260)	-105.5%	COPR	HORWITH	CHUX132
10/14/08	11/18/08	004732917	62475	47,920	50,680	(2,760)	-5.8%	COPR	HORWITH	CITX300126
10/14/08	11/18/08	004732918	62476	69,360	52,080	17,280	24.9%	COPR	HORWITH	CITX300126
10/14/08	11/18/08	004732919	62477	67,740	52,340	15,400	22.7%	COPR	HORWITH	CITX300126
10/14/08	11/18/08	004732920	62478	22,860	51,200	(28,340)	-124.0%	COPR	HORWITH	CITX300126
10/14/08	11/18/08	004732921	62479	29,180	51,800	(22,620)	-77.5%	COPR	HORWITH	CEFX35804
10/14/08	11/18/08	004732922	62480	76,740	50,440	26,300	34.3%	COPR	HORWITH	CEFX35804
10/14/08	11/18/08	004732923	62481	76,660	50,100	26,560	34.6%	COPR	HORWITH	CEFX35804
10/14/08	11/18/08	004732924	62482	20,540	49,460	(28,920)	-140.8%	COPR	HORWITH	CEFX35804
10/14/08	11/18/08	004732925	62483	38,500	49,620	(11,120)	-28.9%	COPR	HORWITH	CEFX35799
10/14/08	11/18/08	004732926	62484	69,040	48,640	20,400	29.5%	COPR	HORWITH	CHUX135
10/14/08	11/18/08	004732927	62485	33,920	50,300	(16,380)	-48.3%	COPR	HORWITH	CHUX135
10/14/08	11/18/08	004732928	62486	67,400	48,760	18,640	27.7%	COPR	HORWITH	CHUX135
10/14/08	11/18/08	004732929	62487	33,940	49,000	(15,060)	-44.4%	COPR	HORWITH	CHUX135
10/14/08	11/18/08	004732930	62488	53,260	50,460	2,800	5.3%	COPR	HORWITH	CEFX35829
10/14/08	11/18/08	004732931	62489	76,760	51,480	25,280	32.9%	COPR	HORWITH	CEFX35829
10/14/08	11/18/08	004732932	62490	34,380	51,780	(17,400)	-50.6%	COPR	HORWITH	CEFX35829
10/14/08	11/18/08	004732933	62491	34,360	51,540	(17,180)	-50.0%	COPR	HORWITH	CEFX35829
10/14/08	11/18/08	004732934	62492	35,000	50,200	(15,200)	-43.4%	COPR	HORWITH	JTLX30121
10/14/08	11/18/08	004732935	62493	68,820	49,900	18,920	27.5%	COPR	HORWITH	JTLX30121
10/14/08	11/18/08	004732936	62494	35,940	52,300	(16,360)	-45.5%	COPR	HORWITH	JTLX30121
10/14/08	11/18/08	004732937	62495	27,600	50,700	(23,100)	-83.7%	COPR	HORWITH	JTLX50
10/14/08	11/18/08	004732938	62496	67,760	51,460	16,300	24.1%	COPR	HORWITH	JTLX30121
10/14/08	11/18/08	004732939	62497	68,900	51,880	17,020	24.7%	COPR	HORWITH	JTLX50
10/14/08	11/18/08	004732940	62498	67,720	50,000	17,720	26.2%	COPR	HORWITH	JTLX50
10/14/08	11/18/08	004732941	62499	38,660	49,180	(10,520)	-27.2%	COPR	HORWITH	JTLX50
10/14/08	11/18/08	004732942	62500	16,320	50,240	(33,920)	-207.8%	COPR	HORWITH	CHUX299
10/14/08	11/18/08	004732943	62501	68,480	50,240	18,240	26.6%	COPR	HORWITH	CHUX299
10/14/08	11/18/08	004732944	62502	69,040	50,560	18,480	26.8%	COPR	HORWITH	CHUX299
10/14/08	11/18/08	004732945	62503	46,880	50,500	(3,620)	-7.7%	COPR	HORWITH	CHUX299
10/14/08	11/18/08	004732946	62504	19,900	51,440	(31,540)	-158.5%	COPR	HORWITH	CHUX101
10/14/08	11/18/08	004732947	62505	76,800	50,580	26,220	34.1%	COPR	HORWITH	CHUX101
10/14/08	11/18/08	004732949	62506	77,020	49,980	27,040	35.1%	COPR	HORWITH	CHUX101
10/14/08	11/18/08	004732950	62507	30,120	51,400	(21,280)	-70.7%	COPR	HORWITH	CHUX101
10/14/08	11/18/08	004732951	62508	38,140	51,340	(13,200)	-34.6%	COPR	HORWITH	JTLX30129
10/14/08	11/18/08	004732952	62509	68,020	52,060	15,960	23.5%	COPR	HORWITH	JTLX30129
10/14/08	11/18/08	004732953	62510	76,860	52,420	24,440	31.8%	COPR	HORWITH	JTLX30129
10/14/08	11/18/08	004732954	62511	25,380	52,580	(27,200)	-107.2%	COPR	HORWITH	JTLX30129
10/14/08	11/18/08	004732955	62512	67,840	51,140	16,700	24.6%	COPR	HORWITH	CHUX163
10/14/08	11/18/08	004732956	62513	76,800	50,540	26,260	34.2%	COPR	HORWITH	CHUX163
10/14/08	11/18/08	004732957	62514	42,020	50,100	(8,080)	-19.2%	COPR	HORWITH	JTLX30166
10/14/08	11/18/08	004732958	62515	30,700	51,260	(20,560)	-67.0%	COPR	HORWITH	CHUX163

Honeywell

HONEYWELL SA-7 USE HAZARDOUS WASTE TRACKING (2006)										
Date Shipped	Date of Return Manifest	State Manifest	Man. Doc #	Facilty Manifest Weight (lbs)	Estimated Weight (lbs)	Manifest - Estimate (lbs)	Manifest - Estimate (%)	Material	Transporter	RAILCAR #
10/14/08	11/18/08	004732959	62516	30,700	51,120	(20,420)	-66.5%	COPR	HORWITH	CHUX163
10/14/08	11/18/08	004732960	62517	69,480	52,360	17,120	24.6%	COPR	HORWITH	JTLX30166
10/14/08	11/18/08	004732961	62518	67,040	52,020	15,020	22.4%	COPR	HORWITH	JTLX30166
10/14/08	11/18/08	004732962	62519	29,960	51,480	(21,520)	-71.8%	COPR	HORWITH	JTLX30166
10/14/08	11/18/08	004732963	62520	22,960	52,160	(29,200)	-127.2%	COPR	HORWITH	JTLX30138
10/14/08	11/18/08	004732964	62521	68,180	51,800	16,380	24.0%	COPR	HORWITH	JTLX30138
10/14/08	11/18/08	004732965	62522	66,980	51,820	15,160	22.6%	COPR	HORWITH	JTLX30138
10/14/08	11/18/08	004732966	62523	50,760	52,500	(1,740)	-3.4%	COPR	HORWITH	JTLX30138
10/14/08	11/07/08	004732967	62524	19,240	52,280	(33,040)	-171.7%	COPR	HORWITH	CITX300124
10/14/08	11/07/08	004732968	62525	67,680	52,240	15,440	22.8%	COPR	HORWITH	CITX300124
10/14/08	11/07/08	004732969	62526	69,000	52,060	16,940	24.6%	COPR	HORWITH	CITX300124
10/14/08	11/07/08	004732970	62527	53,600	51,380	2,220	4.1%	COPR	HORWITH	CITX300124
10/14/08	11/18/08	004732971	62528	21,060	52,120	(31,060)	-147.5%	COPR	HORWITH	JTLX265
10/14/08	11/18/08	004732972	62529	67,120	50,500	16,620	24.8%	COPR	HORWITH	JTLX265
10/14/08	11/18/08	004732973	62530	48,740	51,360	(2,620)	-5.4%	COPR	HORWITH	JTLX265
10/14/08	11/18/08	004732974	62531	66,640	48,560	18,080	27.1%	COPR	HORWITH	JTLX265
10/14/08	11/18/08	004732975	62532	27,420	51,740	(24,320)	-88.7%	COPR	HORWITH	JTLX152
10/14/08	11/18/08	004732976	62533	19,640	50,360	(30,720)	-156.4%	COPR	HORWITH	JTLX152
10/14/08	11/18/08	004732977	62534	62,820	51,280	11,540	18.4%	COPR	HORWITH	JTLX152
10/15/08	11/18/08	004732978	62535	95,860	50,800	45,060	47.0%	COPR	HORWITH	JTLX152
10/15/08	11/18/08	004732979	62536	6,860	50,120	(43,260)	-630.6%	COPR	HORWITH	CHUX161
10/15/08	11/18/08	004732980	62537	68,620	50,780	17,840	26.0%	COPR	HORWITH	CHUX161
10/15/08	11/18/08	004732981	62538	68,700	50,700	18,000	26.2%	COPR	HORWITH	CHUX161
10/15/08	11/18/08	004732982	62539	58,760	50,800	7,960	13.5%	COPR	HORWITH	CHUX161
10/15/08	11/18/08	004732983	62540	44,520	50,480	(5,960)	-13.4%	COPR	HORWITH	JTLX30146
10/15/08	11/18/08	004732984	62541	77,660	50,900	26,760	34.5%	COPR	HORWITH	JTLX30146
10/15/08	11/18/08	004732985	62542	38,540	50,320	(11,780)	-30.6%	COPR	HORWITH	JTLX30146
10/15/08	11/18/08	004732986	62543	38,520	50,100	(11,580)	-30.1%	COPR	HORWITH	JTLX30146
10/15/08	11/18/08	004732987	62544	6,240	51,440	(45,200)	-724.4%	COPR	HORWITH	DJLX98519
10/15/08	11/18/08	004732988	62545	76,940	50,860	26,080	33.9%	COPR	HORWITH	DJLX98519
10/15/08	11/18/08	004732989	62546	77,580	51,300	26,280	33.9%	COPR	HORWITH	DJLX98519
10/15/08	11/18/08	004732990	62547	44,220	50,780	(6,560)	-14.8%	COPR	HORWITH	DJLX98519
10/15/08	11/18/08	004732991	62548	68,200	50,940	17,260	25.3%	COPR	HORWITH	JTLX30136
10/15/08	11/18/08	004732992	62549	29,980	51,440	(21,460)	-71.6%	COPR	HORWITH	JTLX30136
10/15/08	11/18/08	004732993	62550	76,800	50,800	26,000	33.9%	COPR	HORWITH	JTLX30136
10/15/08	11/18/08	004732994	62551	29,980	50,000	(20,020)	-66.8%	COPR	HORWITH	JTLX30136
10/15/08	11/18/08	004732995	62552	18,960	52,220	(33,260)	-175.4%	COPR	HORWITH	JTLX30109
10/15/08	11/18/08	004732996	62553	67,180	50,100	17,080	25.4%	COPR	HORWITH	JTLX30109
10/15/08	11/18/08	004732997	62554	69,000	50,840	18,160	26.3%	COPR	HORWITH	JTLX30109
10/15/08	11/18/08	004732998	62555	27,780	51,940	(24,160)	-87.0%	COPR	HORWITH	DJLX98508
10/15/08	11/18/08	004732999	62556	49,360	50,160	(800)	-1.6%	COPR	HORWITH	JTLX30109
10/15/08	11/18/08	004733000	62557	77,080	49,860	27,220	35.3%	COPR	HORWITH	DJLX98508
10/15/08	11/18/08	004734001	62558	19,900	48,480	(28,580)	-143.6%	COPR	HORWITH	DJLX98508
10/15/08	11/18/08	004734002	62559	76,320	49,840	26,480	34.7%	COPR	HORWITH	DJLX98508
10/15/08	11/18/08	004734003	62560	8,780	50,720	(41,940)	-477.7%	COPR	HORWITH	JTLX30154
10/15/08	11/18/08	004734004	62561	66,580	50,640	15,940	23.9%	COPR	HORWITH	JTLX30154
10/15/08	11/18/08	004734005	62562	67,340	50,680	16,660	24.7%	COPR	HORWITH	JTLX30154
10/15/08	11/18/08	004734006	62563	60,740	49,400	11,340	18.7%	COPR	HORWITH	JTLX30154
10/15/08	11/18/08	004734007	62564	76,880	50,460	26,420	34.4%	COPR	HORWITH	JTLX30140
10/15/08	11/18/08	004734008	62565	40,520	51,080	(10,560)	-26.1%	COPR	HORWITH	JTLX30140
10/15/08	11/18/08	004734009	62566	68,380	49,960	18,420	26.9%	COPR	HORWITH	JTLX30140
10/15/08	11/18/08	004734010	62567	19,820	52,240	(32,420)	-163.6%	COPR	HORWITH	JTLX30140
10/15/08	11/18/08	004734011	62568	77,240	49,600	27,640	35.8%	COPR	HORWITH	CHUX302
10/15/08	11/18/08	004734012	62569	15,840	50,500	(34,660)	-218.8%	COPR	HORWITH	CITX300107
10/15/08	11/18/08	004734013	62570	68,740	50,560	18,180	26.4%	COPR	HORWITH	CITX300107
10/15/08	11/18/08	004734014	62571	69,420	50,300	19,120	27.5%	COPR	HORWITH	CITD300107
10/15/08	11/18/08	004734015	62572	48,100	51,880	(3,780)	-7.9%	COPR	HORWITH	CITX300107
10/15/08	11/18/08	004734016	62573	76,240	51,320	24,920	32.7%	COPR	HORWITH	CEFX35831
10/15/08	11/18/08	004734017	62574	76,780	50,240	26,540	34.6%	COPR	HORWITH	CEFX35831
10/15/08	11/18/08	004734018	62575	26,500	51,080	(24,580)	-92.8%	COPR	HORWITH	CEFX35831
10/15/08	11/18/08	004734019	62576	69,160	49,460	19,700	28.5%	COPR	HORWITH	CHUX159
10/15/08	11/18/08	004734020	62577	68,860	50,640	18,220	26.5%	COPR	HORWITH	CHUX159
10/15/08	11/18/08	004734021	62578	26,520	51,540	(25,020)	-94.3%	COPR	HORWITH	CEFX35831
10/15/08	11/18/08	004734022	62579	24,500	51,520	(27,020)	-110.3%	COPR	HORWITH	CHUX159
10/15/08	11/18/08	004734023	62580	41,120	52,420	(11,300)	-27.5%	COPR	HORWITH	CHUX159
10/15/08	11/18/08	004734024	62581	76,940	50,640	26,300	34.2%	COPR	HORWITH	CEFX35241
10/15/08	11/18/08	004734025	62582	76,740	50,420	26,320	34.3%	COPR	HORWITH	CEFX35241
10/15/08	11/18/08	004734026	62583	26,040	52,000	(25,960)	-99.7%	COPR	HORWITH	CEFX35241
10/15/08	11/18/08	004734027	62584	26,060	51,300	(25,240)	-96.9%	COPR	HORWITH	CEFX35241
10/15/08	11/18/08	004734028	62585	67,320	49,620	17,700	26.3%	COPR	HORWITH	JTLX30110
10/15/08	11/18/08	004734029	62586	68,880	51,700	17,180	24.9%	COPR	HORWITH	JTLX30110
10/15/08	11/18/08	004734030	62587	35,860	52,060	(16,200)	-45.2%	COPR	HORWITH	JTLX30110
10/15/08	11/18/08	004734031	62588	35,860	51,800	(15,940)	-44.5%	COPR	HORWITH	JTLX30110
10/15/08	11/18/08	004734032	62589	57,380	51,160	6,220	10.8%	COPR	HORWITH	CHUX325

Honeywell

HONEYWELL SA-7 USE HAZARDOUS WASTE TRACKING (2006)										
Date Shipped	Date of Return Manifest	State Manifest	Man. Doc #	Facilty Manifest Weight (lbs)	Estimated Weight (lbs)	Manifest - Estimate (lbs)	Manifest - Estimate (%)	Material	Transporter	RAILCAR #
10/15/08	11/18/08	004734033	62590	31,680	51,280	(19,600)	-61.9%	COPR	HORWITH	CHUX235
10/15/08	11/18/08	004734034	62591	77,480	49,960	27,520	35.5%	COPR	HORWITH	CHUX325
10/15/08	11/18/08	004734035	62592	31,660	48,840	(17,180)	-54.3%	COPR	HORWITH	CHUX325
10/15/08	11/18/08	004734036	62593	38,260	51,060	(12,800)	-33.5%	COPR	HORWITH	CEFX35807
10/15/08	11/18/08	004734037	62594	68,720	50,560	18,160	26.4%	COPR	HORWITH	CEFX35807
10/15/08	11/18/08	004734038	62595	77,340	49,960	27,380	35.4%	COPR	HORWITH	CEFX35807
10/15/08	11/18/08	004734039	62596	48,740	49,620	(880)	-1.8%	COPR	HORWITH	NDYX320427
10/15/08	11/18/08	004734040	62597	22,920	49,040	(26,120)	-114.0%	COPR	HORWITH	CEFX35807
10/15/08	11/18/08	004734041	62598	68,900	50,100	18,800	27.3%	COPR	HORWITH	NDYX320427
10/15/08	11/18/08	004734042	62599	14,640	51,020	(36,380)	-248.5%	COPR	HORWITH	NDYX320427
10/15/08	11/18/08	004734043	62600	76,660	51,980	24,680	32.2%	COPR	HORWITH	CHUX302
10/15/08	11/18/08	004734044	62601	68,820	49,560	19,260	28.0%	COPR	HORWITH	NDYX320427
10/15/08	11/18/08	004734045	62602	25,340	51,840	(26,500)	-104.6%	COPR	HORWITH	CHUX302
10/16/08	11/18/08	004734046	62603	18,980	49,780	(30,800)	-162.3%	COPR	HORWITH	JTLX156
10/16/08	11/18/08	004734047	62604	76,520	49,780	26,740	34.9%	COPR	HORWITH	JTLX156
10/16/08	11/18/08	004734048	62605	76,640	50,460	26,180	34.2%	COPR	HORWITH	JTLX156
10/16/08	11/18/08	004734049	62606	28,300	51,180	(22,880)	-80.8%	COPR	HORWITH	JTLX156
10/16/08	11/18/08	004734050	62607	20,340	50,700	(30,360)	-149.3%	COPR	HORWITH	CEFX35798
10/16/08	11/18/08	004734051	62608	66,740	50,440	16,300	24.4%	COPR	HORWITH	CEFX35798
10/16/08	11/18/08	004734052	62609	67,940	50,820	17,120	25.2%	COPR	HORWITH	CEFX35798
10/16/08	11/18/08	004734053	62610	48,840	50,540	(1,700)	-3.5%	COPR	HORWITH	CEFX35798
10/16/08	11/18/08	004734054	62611	68,780	49,680	19,100	27.8%	COPR	HORWITH	CITX300100
10/16/08	11/18/08	004734055	62612	16,900	51,180	(34,280)	-202.8%	COPR	HORWITH	CITX300100
10/16/08	11/18/08	004734056	62613	68,600	50,200	18,400	26.8%	COPR	HORWITH	CITX300100
10/16/08	11/18/08	004734057	62614	47,480	50,100	(2,620)	-5.5%	COPR	HORWITH	CITX300100
10/16/08	11/18/08	004734058	62615	42,860	50,280	(7,420)	-17.3%	COPR	HORWITH	DJLX98542
10/16/08	11/18/08	004734059	62616	67,660	50,780	16,880	24.9%	COPR	HORWITH	DJLX98542
10/16/08	11/18/08	004734060	62617	76,720	49,720	27,000	35.2%	COPR	HORWITH	DJLX98542
10/16/08	11/18/08	004734061	62618	14,560	48,940	(34,380)	-236.1%	COPR	HORWITH	DJLX98542
10/16/08	11/18/08	004734062	62619	68,560	49,420	19,140	27.9%	COPR	HORWITH	JTLX30106
10/16/08	11/18/08	004734063	62620	69,040	50,400	18,640	27.0%	COPR	HORWITH	JTLX30106
10/16/08	11/18/08	004734064	62621	32,480	51,040	(18,560)	-57.1%	COPR	HORWITH	JTLX30106
10/16/08	11/18/08	004734065	62622	67,100	50,400	16,700	24.9%	COPR	HORWITH	CITX300016
10/16/08	11/18/08	004734066	62623	32,480	50,600	(18,120)	-55.8%	COPR	HORWITH	JTLX30106
10/16/08	11/18/08	004734067	62624	43,960	49,820	(5,860)	-13.3%	COPR	HORWITH	CITX300016
10/16/08	11/18/08	004734068	62625	12,120	49,720	(37,600)	-310.2%	COPR	HORWITH	CITX300016
10/16/08	11/18/08	004734069	62626	77,040	48,260	28,780	37.4%	COPR	HORWITH	CITX300016
10/16/08	11/18/08	004734070	62627	43,880	50,900	(7,020)	-16.0%	COPR	HORWITH	CITX300111
10/16/08	11/18/08	004734071	62628	68,060	51,300	16,760	24.6%	COPR	HORWITH	CITX300111
10/16/08	11/18/08	004734072	62629	69,700	52,220	17,480	25.1%	COPR	HORWITH	CITX300111
10/16/08	11/18/08	004734073	62630	24,740	52,220	(27,480)	-111.1%	COPR	HORWITH	CITX300111
10/16/08	11/18/08	004734074	62631	66,760	49,940	16,820	25.2%	COPR	HORWITH	CEFX35247
10/16/08	11/18/08	004734075	62632	33,640	51,340	(17,700)	-52.6%	COPR	HORWITH	CEFX35247
10/16/08	11/18/08	004734076	62633	67,800	48,380	19,420	28.6%	COPR	HORWITH	CEFX35247
10/16/08	11/18/08	004734077	62634	33,660	49,520	(15,860)	-47.1%	COPR	HORWITH	CEFX35247
10/16/08	11/18/08	004734078	62635	36,720	49,520	(12,800)	-34.9%	COPR	HORWITH	DJLX98509
10/16/08	11/18/08	004734079	62636	67,220	49,920	17,300	25.7%	COPR	HORWITH	DJLX98509
10/16/08	11/18/08	004734080	62637	63,160	50,000	13,160	20.8%	COPR	HORWITH	CEFX35834
10/16/08	11/18/08	004734081	62638	68,700	49,220	19,480	28.4%	COPR	HORWITH	CEFX35834
10/16/08	11/18/08	004734083	62639	34,200	51,060	(16,860)	-49.3%	COPR	HORWITH	CEFX35834
10/16/08	11/18/08	004734084	62640	34,200	50,440	(16,240)	-47.5%	COPR	HORWITH	CEFX35834
10/16/08	11/18/08	004734085	62641	66,920	49,680	17,240	25.8%	COPR	HORWITH	JTLX30114
10/16/08	11/18/08	004734086	62642	50,000	50,240	(240)	-0.5%	COPR	HORWITH	JTLX30114
10/16/08	11/18/08	004734087	62643	69,560	50,540	19,020	27.3%	COPR	HORWITH	JTLX30114
10/16/08	11/18/08	004734088	62644	15,020	50,340	(35,320)	-235.2%	COPR	HORWITH	JTLX30114
10/16/08	11/18/08	004734089	62645	51,500	52,360	(860)	-1.7%	COPR	HORWITH	CHUX318
10/16/08	11/18/08	004734090	62646	69,560	49,460	20,100	28.9%	COPR	HORWITH	CHUX318
10/16/08	11/18/08	004734091	62647	68,600	51,960	16,640	24.3%	COPR	HORWITH	CHUX318
10/16/08	11/18/08	004734092	62648	17,580	52,180	(34,600)	-196.8%	COPR	HORWITH	CHUX318
10/16/08	11/18/08	004734093	62649	35,380	50,700	(15,320)	-43.3%	COPR	HORWITH	JTLX277
10/16/08	11/18/08	004734094	62650	69,440	50,840	18,600	26.8%	COPR	HORWITH	JTLX277
10/16/08	11/18/08	004734095	62651	77,080	50,120	26,960	35.0%	COPR	HORWITH	JTLX277
10/16/08	11/18/08	004734096	62652	22,080	51,640	(29,560)	-133.9%	COPR	HORWITH	JTLX277
10/16/08	11/18/08	004734097	62653	67,720	50,060	17,660	26.1%	COPR	HORWITH	DJLX98509
10/16/08	11/18/08	004734098	62654	31,380	51,760	(20,380)	-64.9%	COPR	HORWITH	DJLX98509
10/16/08	11/18/08	004734099	62655	67,200	52,240	14,960	22.3%	COPR	HORWITH	CITX300158
10/16/08	11/18/08	004734100	62656	31,800	51,320	(19,520)	-61.4%	COPR	HORWITH	CITX300158
10/16/08	11/18/08	004734101	62657	76,420	50,760	25,660	33.6%	COPR	HORWITH	CITX300158
10/16/08	11/18/08	004734102	62658	31,780	51,580	(19,800)	-62.3%	COPR	HORWITH	CITX300158
10/16/08	11/18/08	004734103	62659	27,280	49,640	(22,360)	-82.0%	COPR	HORWITH	CHUX149
10/16/08	11/18/08	004734104	62660	28,020	50,440	(22,420)	-80.0%	COPR	HORWITH	CHUX149
10/16/08	11/18/08	004734105	62661	69,280	50,500	18,780	27.1%	COPR	HORWITH	CHUX149
10/16/08	11/18/08	004734106	62662	77,080	51,440	25,640	33.3%	COPR	HORWITH	CHUX149
10/16/08	11/18/08	004734107	62663	75,940	51,480	24,460	32.2%	COPR	HORWITH	CEFX35843

Honeywell

HONEYWELL SA-7 USE HAZARDOUS WASTE TRACKING (2006)										
Date Shipped	Date of Return Manifest	State Manifest	Man. Doc #	Facilty Manifest Weight (lbs)	Estimated Weight (lbs)	Manifest - Estimate (lbs)	Manifest - Estimate (%)	Material	Transporter	RAILCAR #
10/16/08	11/18/08	004734108	62664	12,380	51,000	(38,620)	-312.0%	COPR	HORWITH	CEFX35843
10/16/08	11/18/08	004734109	62665	56,440	50,540	5,900	10.5%	COPR	HORWITH	JTLX30127
10/16/08	11/18/08	004734110	62666	67,820	51,680	16,140	23.8%	COPR	HORWITH	JTLX30127
10/16/08	11/18/08	004734111	62667	40,340	52,400	(12,060)	-29.9%	COPR	HORWITH	CEFX35843
10/16/08	11/18/08	004734112	62668	25,320	51,440	(26,120)	-103.2%	COPR	HORWITH	CHUX302
10/16/08	11/18/08	004734113	62669	77,040	50,740	26,300	34.1%	COPR	HORWITH	CEFX35843
10/16/08	11/18/08	004734114	62670	66,780	50,400	16,380	24.5%	COPR	HORWITH	JTLX30127
10/17/08	11/18/08	004734115	62671	12,240	50,100	(37,860)	-309.3%	COPR	HORWITH	JTLX30127
10/17/08	12/01/08	004734116	62672	6,160	49,840	(43,680)	-709.1%	COPR	HORWITH	JTLX141
10/17/08	12/01/08	004734117	62673	77,020	49,480	27,540	35.8%	COPR	HORWITH	JTLX141
10/17/08	12/01/08	004734118	62674	77,460	49,600	27,860	36.0%	COPR	HORWITH	JTLX141
10/17/08	12/01/08	004734119	62675	39,320	50,380	(11,060)	-28.1%	COPR	HORWITH	JTLX141
10/17/08	11/18/08	004734120	62676	54,080	49,440	4,640	8.6%	COPR	HORWITH	CITX300151
10/17/08	11/18/08	004734121	62677	68,460	50,700	17,760	25.9%	COPR	HORWITH	CITX300151
10/17/08	11/18/08	004734122	62678	68,580	50,780	17,800	26.0%	COPR	HORWITH	CITX300151
10/17/08	11/18/08	004734123	62679	10,760	50,920	(40,160)	-373.2%	COPR	HORWITH	CITX300151
10/17/08	11/18/08	004734124	62680	7,500	50,800	(43,300)	-577.3%	COPR	HORWITH	CHUX315
10/17/08	11/18/08	004734125	62681	76,980	51,340	25,640	33.3%	COPR	HORWITH	CHUX315
10/17/08	11/18/08	004734126	62682	77,280	51,340	25,940	33.6%	COPR	HORWITH	CHUX315
10/17/08	11/18/08	004734127	62683	41,400	49,840	(8,440)	-20.4%	COPR	HORWITH	CHUX315
10/17/08	11/18/08	004734128	62684	17,660	49,160	(31,500)	-178.4%	COPR	HORWITH	CEFX35828
10/17/08	11/18/08	004734129	62685	76,640	49,460	27,180	35.5%	COPR	HORWITH	CEFX35828
10/17/08	11/18/08	004734130	62686	68,340	48,000	20,340	29.8%	COPR	HORWITH	CEFX35828
10/17/08	11/18/08	004734131	62687	32,580	49,200	(16,620)	-51.0%	COPR	HORWITH	CEFX35825
10/17/08	11/18/08	004734132	62688	55,800	49,720	6,080	10.9%	COPR	HORWITH	CHUX188
10/17/08	11/18/08	004734133	62689	76,540	50,640	25,900	33.8%	COPR	HORWITH	CHUX188
10/17/08	11/18/08	004734134	62690	34,660	50,400	(15,740)	-45.4%	COPR	HORWITH	CHUX188
10/17/08	11/18/08	004734135	62691	34,660	51,220	(16,560)	-47.8%	COPR	HORWITH	CHUX188
10/17/08	11/18/08	004734136	62692	7,340	50,200	(42,860)	-583.9%	COPR	HORWITH	CHUX153
10/17/08	11/18/08	004734137	62693	68,380	50,300	18,080	26.4%	COPR	HORWITH	CHUX153
10/17/08	11/18/08	004734138	62694	67,900	51,040	16,860	24.8%	COPR	HORWITH	CHUX153
10/17/08	11/18/08	004734139	62695	59,140	51,120	8,020	13.6%	COPR	HORWITH	CHUX153
10/17/08	11/18/08	004734140	62696	6,200	50,460	(44,260)	-713.9%	COPR	HORWITH	CHUX179
10/17/08	11/18/08	004734141	62697	69,420	51,500	17,920	25.8%	COPR	HORWITH	CHUX179
10/17/08	11/18/08	004734142	62698	67,860	50,800	17,060	25.1%	COPR	HORWITH	CHUX179
10/17/08	11/18/08	004734143	62699	62,460	52,280	10,180	16.3%	COPR	HORWITH	JTLX252
10/17/08	11/18/08	004734144	62700	67,180	49,720	17,460	26.0%	COPR	HORWITH	JTLX252
10/17/08	11/18/08	004734145	62701	59,440	50,520	8,920	15.0%	COPR	HORWITH	CHUX179
10/17/08	11/18/08	004734146	62702	38,620	50,920	(12,300)	-31.8%	COPR	HORWITH	JTLX252
10/17/08	11/18/08	004734147	62703	38,620	50,640	(12,020)	-31.1%	COPR	HORWITH	JTLX252
10/17/08	11/18/08	004734148	62704	45,020	49,560	(4,540)	-10.1%	COPR	HORWITH	CHUX249
10/17/08	11/18/08	004734149	62705	62,620	50,000	12,620	20.2%	COPR	HORWITH	CHUX323
10/17/08	11/18/08	004734150	62706	77,080	49,560	27,520	35.7%	COPR	HORWITH	CHUX323
10/17/08	11/18/08	004734151	62707	31,300	51,600	(20,300)	-64.9%	COPR	HORWITH	CHUX323
10/17/08	11/18/08	004734152	62708	31,300	51,080	(19,780)	-63.2%	COPR	HORWITH	CHUX323
10/17/08	11/18/08	004734153	62709	13,460	50,440	(36,980)	-274.7%	COPR	HORWITH	JTLX185
10/17/08	11/25/08	004734154	62710	68,460	49,860	18,600	27.2%	COPR	HORWITH	JTLX185
10/17/08	11/25/08	004734155	62711	66,600	51,380	15,220	22.9%	COPR	HORWITH	JTLX185
10/17/08	11/25/08	004734156	62712	55,140	50,500	4,640	8.4%	COPR	HORWITH	JTLX185
10/17/08	11/18/08	004734157	62713	68,000	51,340	16,660	24.5%	COPR	HORWITH	DJLX98515
10/17/08	11/18/08	004734158	62714	53,280	51,240	2,040	3.8%	COPR	HORWITH	DJLX98515
10/17/08	11/18/08	004734159	62715	67,920	51,120	16,800	24.7%	COPR	HORWITH	DJLX98515
10/17/08	11/18/08	004734160	62716	14,680	50,220	(35,540)	-242.1%	COPR	HORWITH	DJLX98515
10/17/08	11/18/08	004734161	62717	11,320	49,360	(38,040)	-336.0%	COPR	HORWITH	CEFX35240
10/17/08	11/18/08	004734162	62718	68,300	50,280	18,020	26.4%	COPR	HORWITH	CEFX35240
10/17/08	11/18/08	004734163	62719	77,000	50,800	26,200	34.0%	COPR	HORWITH	CEFX35240
10/17/08	11/18/08	004734164	62720	42,760	49,500	(6,740)	-15.8%	COPR	HORWITH	CEFX35240
10/17/08	11/18/08	004734165	62721	68,260	51,340	16,920	24.8%	COPR	HORWITH	CITX300128
10/17/08	11/18/08	004734166	62722	15,200	52,220	(37,020)	-243.6%	COPR	HORWITH	CITX300128
10/17/08	11/18/08	004734167	62723	76,800	50,680	26,120	34.0%	COPR	HORWITH	CITX300138
10/17/08	11/18/08	004734168	62724	55,300	51,820	3,480	6.3%	COPR	HORWITH	CITX300128
10/17/08	11/18/08	004734169	62725	67,720	50,880	16,840	24.9%	COPR	HORWITH	CITX300128
10/17/08	11/18/08	004734170	62726	68,860	51,280	17,580	25.5%	COPR	HORWITH	CITX300138
10/17/08	11/18/08	004734171	62727	26,960	51,220	(24,260)	-90.0%	COPR	HORWITH	CITX300138
10/17/08	11/18/08	004734172	62728	26,960	50,800	(23,840)	-88.4%	COPR	HORWITH	CITX300138
10/17/08	11/18/08	004734173	62729	67,840	50,080	17,760	26.2%	COPR	HORWITH	CHUX249
10/17/08	11/18/08	004734174	62730	13,860	51,180	(37,320)	-269.3%	COPR	HORWITH	CHUX249
10/17/08	11/18/08	004734175	62731	76,860	51,660	25,200	32.8%	COPR	HORWITH	CHUX249
10/17/08	11/18/08	004734176	62732	67,740	51,280	16,460	24.3%	COPR	HORWITH	CITX300168
10/17/08	11/18/08	004734177	62733	48,520	51,220	(2,700)	-5.6%	COPR	HORWITH	CITX300168
10/17/08	11/18/08	004734178	62734	76,780	50,520	26,260	34.2%	COPR	HORWITH	CEFX35832
10/17/08	11/18/08	004734179	62735	66,600	51,120	15,480	23.2%	COPR	HORWITH	CITX300168
10/17/08	11/18/08	004734180	62736	22,160	51,200	(29,040)	-131.0%	COPR	HORWITH	CITX300168
10/17/08	11/18/08	004734181	62737	37,260	50,440	(13,180)	-35.4%	COPR	HORWITH	CEFX35832

Honeywell

HONEYWELL SA-7 USE HAZARDOUS WASTE TRACKING (2006)										
Date Shipped	Date of Return Manifest	State Manifest	Man. Doc #	Facilty Manifest Weight (lbs)	Estimated Weight (lbs)	Manifest - Estimate (lbs)	Manifest - Estimate (%)	Material	Transporter	RAILCAR #
10/17/08	11/18/08	004734183	62738	66,600	50,760	15,840	23.8%	COPR	HORWITH	CEFX35832
10/20/08	11/25/08	004734184	62739	50,060	49,600	460	0.9%	COPR	HORWITH	CEFX35838
10/20/08	11/25/08	004734185	62740	77,140	49,720	27,420	35.5%	COPR	HORWITH	CEFX35838
10/20/08	11/25/08	004734186	62741	38,160	51,300	(13,140)	-34.4%	COPR	HORWITH	CEFX35838
10/20/08	11/25/08	004734187	62742	38,160	50,580	(12,420)	-32.5%	COPR	HORWITH	CEFX35838
10/20/08	11/18/08	004734188	62743	49,900	51,720	(1,820)	-3.6%	COPR	HORWITH	DJLX98506
10/20/08	11/18/08	004734189	62744	25,420	49,640	(24,220)	-95.3%	COPR	HORWITH	DJLX98506
10/20/08	11/18/08	004734190	62745	68,540	50,300	18,240	26.6%	COPR	HORWITH	DJLX98506
10/20/08	11/18/08	004734191	62746	57,400	50,140	7,260	12.6%	COPR	HORWITH	DJLX98506
10/20/08	11/18/08	004734192	62747	76,740	51,040	25,700	33.5%	COPR	HORWITH	CHUX240
10/20/08	11/18/08	004734193	62748	68,620	51,240	17,380	25.3%	COPR	HORWITH	CHUX240
10/20/08	11/18/08	004734194	62749	33,420	51,660	(18,240)	-54.6%	COPR	HORWITH	CHUX240
10/20/08	11/18/08	004734195	62750	33,420	51,740	(18,320)	-54.8%	COPR	HORWITH	CHUX240
10/20/08	11/18/08	004734196	62751	44,100	49,780	(5,680)	-12.9%	COPR	HORWITH	CHUX103
10/20/08	11/18/08	004734197	62752	76,580	50,800	25,780	33.7%	COPR	HORWITH	CHUX103
10/20/08	11/18/08	004734198	62753	37,920	50,480	(12,560)	-33.1%	COPR	HORWITH	CHUX103
10/20/08	11/18/08	004734199	62754	37,920	49,020	(11,100)	-29.3%	COPR	HORWITH	CHUX103
10/20/08	11/18/08	004734200	62755	36,920	49,080	(12,160)	-32.9%	COPR	HORWITH	CHUX185
10/20/08	11/18/08	004734201	62756	67,440	49,820	17,620	26.1%	COPR	HORWITH	CHUX185
10/20/08	11/18/08	004734202	62757	68,500	50,340	18,160	26.5%	COPR	HORWITH	CHUX185
10/20/08	11/18/08	004734203	62758	25,900	49,760	(23,860)	-92.1%	COPR	HORWITH	CHUX185
10/20/08	11/18/08	004734204	62759	25,060	49,380	(24,320)	-97.0%	COPR	HORWITH	CITX300140
10/20/08	11/18/08	004734205	62760	76,560	48,400	28,160	36.8%	COPR	HORWITH	CITX300140
10/20/08	11/18/08	004734206	62761	67,800	51,820	15,980	23.6%	COPR	HORWITH	CITX300140
10/20/08	11/18/08	004734207	62762	31,460	49,820	(18,360)	-58.4%	COPR	HORWITH	CITX300140
10/20/08	11/25/08	004734208	62763	12,260	50,460	(38,200)	-311.6%	COPR	HORWITH	CHUX148
10/20/08	11/25/08	004734209	62764	76,980	51,360	25,620	33.3%	COPR	HORWITH	CHUX148
10/20/08	11/25/08	004734210	62765	75,920	51,220	24,700	32.5%	COPR	HORWITH	CHUX148
10/20/08	11/25/08	004734211	62766	39,380	50,580	(11,200)	-28.4%	COPR	HORWITH	CHUX148
10/20/08	11/25/08	004734212	62767	8,940	50,660	(41,720)	-466.7%	COPR	HORWITH	CHUX140
10/20/08	11/25/08	004734213	62768	69,060	51,020	18,040	26.1%	COPR	HORWITH	CHUX140
10/20/08	11/25/08	004734214	62769	67,040	50,620	16,420	24.5%	COPR	HORWITH	CHUX140
10/20/08	11/25/08	004734215	62770	55,800	49,340	6,460	11.6%	COPR	HORWITH	CHUX140
10/20/08	11/18/08	004734216	62771	17,720	50,140	(32,420)	-183.0%	COPR	HORWITH	CEFX35239
10/20/08	11/25/08	004734217	62772	52,680	48,980	3,700	7.0%	COPR	HORWITH	CHUX119
10/20/08	11/25/08	004734218	62773	67,360	50,020	17,340	25.7%	COPR	HORWITH	CHUX119
10/20/08	11/25/08	004734219	62774	68,760	49,860	18,900	27.5%	COPR	HORWITH	CHUX119
10/20/08	11/25/08	004734220	62775	13,480	51,840	(38,360)	-284.6%	COPR	HORWITH	CHUX119
10/20/08	11/25/08	004734221	62776	76,380	50,000	26,380	34.5%	COPR	HORWITH	CHUX304
10/20/08	11/25/08	004734222	62777	68,220	50,940	17,280	25.3%	COPR	HORWITH	CHUX304
10/20/08	11/25/08	004734223	62778	29,920	50,740	(20,820)	-69.6%	COPR	HORWITH	CHUX304
10/20/08	11/25/08	004734224	62779	61,140	51,680	9,460	15.5%	COPR	HORWITH	CEFX35237
10/20/08	11/25/08	004734225	62780	29,900	52,520	(22,620)	-75.7%	COPR	HORWITH	CHUX304
10/20/08	11/25/08	004734226	62781	76,980	50,520	26,460	34.4%	COPR	HORWITH	CEFX35237
10/20/08	11/25/08	004734227	62782	34,720	51,180	(16,460)	-47.4%	COPR	HORWITH	CEFX35237
10/20/08	11/25/08	004734228	62783	47,640	50,700	(3,060)	-6.4%	COPR	HORWITH	JTLX271
10/20/08	11/25/08	004734229	62784	76,580	50,700	25,880	33.8%	COPR	HORWITH	JTLX271
10/20/08	11/25/08	004734230	62785	34,700	52,300	(17,600)	-50.7%	COPR	HORWITH	CEFX35237
10/20/08	11/25/08	004734231	62786	68,740	50,220	18,520	26.9%	COPR	HORWITH	JTLX271
10/20/08	11/25/08	004734232	62787	8,340	50,140	(41,800)	-501.2%	COPR	HORWITH	JTLX271
10/20/08	11/18/08	004734233	62788	17,940	51,900	(33,960)	-189.3%	COPR	HORWITH	CHUX333
10/20/08	11/18/08	004734234	62789	76,920	51,600	25,320	32.9%	COPR	HORWITH	CHUX333
10/20/08	11/18/08	004734235	62790	43,260	51,880	(8,620)	-19.9%	COPR	HORWITH	CHUX333
10/20/08	11/18/08	004734236	62791	68,440	51,500	16,940	24.8%	COPR	HORWITH	CHUX333
10/20/08	11/18/08	004734237	62792	68,780	50,940	17,840	25.9%	COPR	HORWITH	CEFX35239
10/20/08	11/18/08	004734240	62793	67,440	50,300	17,140	25.4%	COPR	HORWITH	CEFX35239
10/20/08	11/18/08	004734241	62794	51,080	51,960	(880)	-1.7%	COPR	HORWITH	CEFX35239
10/20/08	11/18/08	004734242	62795	75,940	51,380	24,560	32.3%	COPR	HORWITH	JTLX30147
10/20/08	11/18/08	004734243	62796	76,600	52,120	24,480	32.0%	COPR	HORWITH	JTLX30147
10/20/08	11/18/08	004734244	62797	25,220	52,200	(26,980)	-107.0%	COPR	HORWITH	JTLX30147
10/20/08	11/18/08	004734245	62798	69,180	51,920	17,260	24.9%	COPR	HORWITH	JTLX283
10/20/08	11/18/08	004734247	62799	38,380	51,800	(13,420)	-35.0%	COPR	HORWITH	JTLX283
10/20/08	11/18/08	004734248	62800	25,240	49,720	(24,480)	-97.0%	COPR	HORWITH	JTLX30147
10/20/08	11/18/08	004734249	62801	66,800	51,260	15,540	23.3%	COPR	HORWITH	JTLX283
10/20/08	11/18/08	004734250	62802	11,760	51,180	(39,420)	-335.2%	COPR	HORWITH	CITX300117
10/20/08	11/18/08	004734251	62803	38,400	51,520	(13,120)	-34.2%	COPR	HORWITH	JTLX283
10/20/08	11/18/08	004734252	62804	28,080	51,260	(23,180)	-82.5%	COPR	HORWITH	CEFX35832
10/21/08	11/18/08	004734254	62805	19,960	50,120	(30,160)	-151.1%	COPR	HORWITH	JTLX188
10/21/08	11/18/08	004734255	62806	76,940	50,200	26,740	34.8%	COPR	HORWITH	JTLX188
10/21/08	11/18/08	004734256	62807	68,940	49,340	19,600	28.4%	COPR	HORWITH	JTLX188
10/21/08	11/18/08	004734257	62808	30,480	51,580	(21,100)	-69.2%	COPR	HORWITH	JTLX188
10/21/08	11/18/08	004734258	62809	67,780	50,620	17,160	25.3%	COPR	HORWITH	CEFX35813
10/21/08	11/18/08	004734259	62810	28,400	51,200	(22,800)	-80.3%	COPR	HORWITH	CEFX35813
10/21/08	11/18/08	004734260	62811	77,380	50,380	27,000	34.9%	COPR	HORWITH	CEFX35813

HONEYWELL SA-7 USE HAZARDOUS WASTE TRACKING (2006)										
Date Shipped	Date of Return Manifest	State Manifest	Man. Doc #	Facilty Manifest Weight (lbs)	Estimated Weight (lbs)	Manifest - Estimate (lbs)	Manifest - Estimate (%)	Material	Transporter	RAILCAR #
10/21/08	11/18/08	004734261	62812	28,400	49,480	(21,080)	-74.2%	COPR	HORWITH	CEFX35813
10/21/08	11/18/08	004734262	62813	69,540	51,600	17,940	25.8%	COPR	HORWITH	CITX300117
10/21/08	11/18/08	004734263	62814	77,020	51,580	25,440	33.0%	COPR	HORWITH	CITX300117
10/21/08	11/18/08	004734264	62815	50,880	52,360	(1,480)	-2.9%	COPR	HORWITH	CITX300117
10/21/08	11/18/08	004734265	62816	67,280	50,640	16,640	24.7%	COPR	HORWITH	CHUX196
10/21/08	11/18/08	004734266	62817	69,880	51,960	17,920	25.6%	COPR	HORWITH	CHUX196
10/21/08	11/18/08	004734267	62818	33,380	50,820	(17,440)	-52.2%	COPR	HORWITH	CHUX196
10/21/08	11/18/08	004734268	62819	33,360	50,160	(16,800)	-50.4%	COPR	HORWITH	CHUX196
10/21/08	11/25/08	004734269	62820	52,540	51,140	1,400	2.7%	COPR	HORWITH	JTLX234
10/21/08	11/25/08	004734270	62821	68,740	49,880	18,860	27.4%	COPR	HORWITH	JTLX234
10/21/08	11/25/08	004734271	62822	14,860	52,240	(37,380)	-251.5%	COPR	HORWITH	JTLX234
10/21/08	11/25/08	004734272	62823	68,640	51,600	17,040	24.8%	COPR	HORWITH	JTLX234
10/21/08	11/18/08	004734273	62824	62,080	50,960	11,120	17.9%	COPR	HORWITH	DJLX98524
10/21/08	11/18/08	004734274	62825	68,680	49,380	19,300	28.1%	COPR	HORWITH	DJLX98524
10/21/08	11/18/08	004734275	62826	34,600	51,360	(16,760)	-48.4%	COPR	HORWITH	DJLX98524
10/21/08	11/18/08	004734276	62827	34,580	49,860	(15,280)	-44.2%	COPR	HORWITH	DJLX98524
10/21/08	11/18/08	004734277	62828	25,960	51,540	(25,580)	-98.5%	COPR	HORWITH	CHUX150
10/21/08	11/18/08	004734278	62829	76,680	51,180	25,500	33.3%	COPR	HORWITH	CHUX150
10/21/08	11/18/08	004734279	62830	76,800	51,340	25,460	33.2%	COPR	HORWITH	CHUX150
10/21/08	11/18/08	004734280	62831	26,940	51,000	(24,060)	-89.3%	COPR	HORWITH	CHUX150
10/21/08	11/18/08	004734281	62832	9,980	52,300	(42,320)	-424.0%	COPR	HORWITH	CHUX309
10/21/08	11/18/08	004734282	62833	76,800	52,400	24,400	31.8%	COPR	HORWITH	CHUX309
10/21/08	11/18/08	004734283	62834	77,760	50,600	27,160	34.9%	COPR	HORWITH	CHUX309
10/21/08	11/18/08	004734284	62835	42,360	51,100	(8,740)	-20.6%	COPR	HORWITH	CHUX215
10/21/08	11/18/08	004734285	62836	42,380	52,300	(9,920)	-23.4%	COPR	HORWITH	CHUX309
10/21/08	11/18/08	004734286	62837	67,520	51,520	16,000	23.7%	COPR	HORWITH	CHUX215
10/21/08	12/01/08	004734287	62838	68,820	52,400	16,420	23.9%	COPR	HORWITH	CITX300146
10/21/08	12/01/08	004734288	62839	11,520	51,200	(39,680)	-344.4%	COPR	HORWITH	CITX300146
10/21/08	12/01/08	004734289	62840	67,140	51,880	15,260	22.7%	COPR	HORWITH	CITX300146
10/21/08	12/01/08	004734290	62841	62,180	51,780	10,400	16.7%	COPR	HORWITH	CITX300146
10/21/08	11/18/08	004734291	62842	12,320	51,860	(39,540)	-320.9%	COPR	HORWITH	JTLX30122
10/21/08	11/18/08	004734292	62843	68,780	51,200	17,580	25.6%	COPR	HORWITH	JTLX30122
10/21/08	11/18/08	004734293	62844	69,040	51,600	17,440	25.3%	COPR	HORWITH	JTLX30122
10/21/08	11/18/08	004734294	62845	56,280	50,760	5,520	9.8%	COPR	HORWITH	JTLX30122
10/21/08	11/18/08	004734295	62846	40,740	51,900	(11,160)	-27.4%	COPR	HORWITH	CHUX180
10/21/08	11/18/08	004734296	62847	67,020	51,340	15,680	23.4%	COPR	HORWITH	CHUX180
10/21/08	11/18/08	004734297	62848	68,580	51,460	17,120	25.0%	COPR	HORWITH	CHUX180
10/21/08	11/18/08	004734298	62849	34,660	52,400	(17,740)	-51.2%	COPR	HORWITH	CHUX180
10/21/08	11/18/08	004734299	62850	43,280	52,040	(8,760)	-20.2%	COPR	HORWITH	JTLX30113
10/21/08	11/18/08	004734300	62851	78,020	50,440	27,580	35.3%	COPR	HORWITH	CHUX215
10/21/08	11/18/08	004734301	62852	68,800	52,580	16,220	23.6%	COPR	HORWITH	JTLX30113
10/21/08	11/18/08	004734302	62853	67,440	49,400	18,040	26.7%	COPR	HORWITH	JTLX30113
10/21/08	11/18/08	004734303	62854	24,120	50,560	(26,440)	-109.6%	COPR	HORWITH	JTLX30113
10/21/08	11/18/08	004734304	62855	25,420	50,040	(24,620)	-96.9%	COPR	HORWITH	CHUX215
10/21/08	11/18/08	004734305	62856	67,980	51,500	16,480	24.2%	COPR	HORWITH	JTLX30118
10/21/08	11/18/08	004734306	62857	76,820	50,500	26,320	34.3%	COPR	HORWITH	JTLX30118
10/21/08	11/18/08	004734307	62858	32,360	49,400	(17,040)	-52.7%	COPR	HORWITH	JTLX30118
10/21/08	11/25/08	004734308	62859	48,400	50,400	(2,000)	-4.1%	COPR	HORWITH	CHUX208
10/21/08	11/18/08	004734309	62860	32,340	49,000	(16,660)	-51.5%	COPR	HORWITH	JTLX30118
10/21/08	11/25/08	004734310	62861	68,600	52,300	16,300	23.8%	COPR	HORWITH	CHUX208
10/21/08	11/25/08	004734311	62862	68,540	50,560	17,980	26.2%	COPR	HORWITH	CHUX208
10/21/08	11/25/08	004734312	62863	20,860	51,320	(30,460)	-146.0%	COPR	HORWITH	CHUX208
10/21/08	12/01/08	004734313	62864	67,860	51,680	16,180	23.8%	COPR	HORWITH	CITX300121
10/21/08	12/01/08	004734314	62865	29,660	50,440	(20,780)	-70.1%	COPR	HORWITH	CITX300121
10/21/08	12/01/08	004734315	62866	28,420	50,320	(21,900)	-77.1%	COPR	HORWITH	CITX300121
10/21/08	11/25/08	004734316	62867	57,860	49,860	8,000	13.8%	COPR	HORWITH	CEFX35236
10/21/08	12/01/08	004734317	62868	77,020	49,900	27,120	35.2%	COPR	HORWITH	CITX300121
10/21/08	11/25/08	004734318	62869	67,200	50,200	17,000	25.3%	COPR	HORWITH	CEFX35236
10/21/08	11/25/08	004734319	62870	67,700	50,220	17,480	25.8%	COPR	HORWITH	CEFX35236
10/22/08	11/25/08	004734320	62871	12,360	50,220	(37,860)	-306.3%	COPR	HORWITH	NDYX320337
10/22/08	11/25/08	004734321	62872	38,200	49,460	(11,260)	-29.5%	COPR	HORWITH	NDYX320337
10/22/08	11/25/08	004734322	62873	77,460	49,760	27,700	35.8%	COPR	HORWITH	NDYX320337
10/22/08	11/25/08	004734323	62874	63,300	50,400	12,900	20.4%	COPR	HORWITH	NDYX320337
10/22/08	11/25/08	004734324	62875	63,360	50,520	12,840	20.3%	COPR	HORWITH	NDYX320426
10/22/08	11/25/08	004734325	62876	77,900	50,140	27,760	35.6%	COPR	HORWITH	NDYX320426
10/22/08	11/25/08	004734326	62877	28,140	51,480	(23,340)	-82.9%	COPR	HORWITH	NDYX320426
10/22/08	11/25/08	004734327	62878	28,160	49,860	(21,700)	-77.1%	COPR	HORWITH	NDYX320426
10/22/08	11/25/08	004734328	62879	41,940	50,460	(8,520)	-20.3%	COPR	HORWITH	JTLX30151
10/22/08	11/25/08	004734329	62880	68,660	51,780	16,880	24.6%	COPR	HORWITH	JTLX30151
10/22/08	11/25/08	004734330	62881	76,860	50,580	26,280	34.2%	COPR	HORWITH	JTLX30151
10/22/08	11/25/08	004734331	62882	12,980	52,380	(39,400)	-303.5%	COPR	HORWITH	JTLX30151
10/22/08	11/25/08	004734332	62883	27,380	52,000	(24,620)	-89.9%	COPR	HORWITH	CHUX256
10/22/08	11/25/08	004734333	62884	77,340	51,260	26,080	33.7%	COPR	HORWITH	CHUX256
10/22/08	11/25/08	004734334	62885	68,720	51,000	17,720	25.8%	COPR	HORWITH	CHUX256

HONEYWELL SA-7 USE HAZARDOUS WASTE TRACKING (2006)										
Date Shipped	Date of Return Manifest	State Manifest	Man. Doc #	Facilty Manifest Weight (lbs)	Estimated Weight (lbs)	Manifest - Estimate (lbs)	Manifest - Estimate (%)	Material	Transporter	RAILCAR #
10/22/08	11/25/08	004734335	62886	29,200	51,220	(22,020)	-75.4%	COPR	HORWITH	CHUX256
10/22/08	11/25/08	004734336	62887	43,180	52,020	(8,840)	-20.5%	COPR	HORWITH	CHUX184
10/22/08	11/25/08	004734337	62888	67,780	50,480	17,300	25.5%	COPR	HORWITH	CHUX184
10/22/08	11/25/08	004734338	62889	68,480	48,040	20,440	29.8%	COPR	HORWITH	CHUX184
10/22/08	11/25/08	004734339	62890	23,060	49,580	(26,520)	-115.0%	COPR	HORWITH	CHUX184
10/22/08	11/25/08	004734340	62891	21,780	48,860	(27,080)	-124.3%	COPR	HORWITH	CHUX212
10/22/08	11/25/08	004734341	62892	77,160	51,420	25,740	33.4%	COPR	HORWITH	CHUX212
10/22/08	11/25/08	004734342	62893	77,040	51,000	26,040	33.8%	COPR	HORWITH	CHUX212
10/22/08	11/25/08	004734343	62894	25,360	52,000	(26,640)	-105.0%	COPR	HORWITH	CHUX212
10/22/08	11/25/08	004734344	62895	9,580	52,160	(42,580)	-444.5%	COPR	HORWITH	CEFX35236
10/22/08	11/25/08	004734345	62896	68,180	51,420	16,760	24.6%	COPR	HORWITH	CHUX113
10/22/08	11/25/08	004734346	62897	67,300	51,480	15,820	23.5%	COPR	HORWITH	CHUX113
10/22/08	11/25/08	004734347	62898	21,040	52,260	(31,220)	-148.4%	COPR	HORWITH	CHUX113
10/22/08	11/25/08	004734348	62899	68,300	51,940	16,360	24.0%	COPR	HORWITH	JTLX30168
10/22/08	11/25/08	004734349	62900	46,260	50,440	(4,180)	-9.0%	COPR	HORWITH	CHUX113
10/22/08	11/25/08	004734350	62901	68,560	51,300	17,260	25.2%	COPR	HORWITH	JTLX30168
10/22/08	11/25/08	004734351	62902	34,400	50,860	(16,460)	-47.8%	COPR	HORWITH	JTLX30168
10/22/08	11/25/08	004734352	62903	34,400	51,600	(17,200)	-50.0%	COPR	HORWITH	JTLX30168
10/22/08	11/25/08	004734353	62904	20,660	51,640	(30,980)	-150.0%	COPR	HORWITH	JTLX192
10/22/08	11/25/08	004734354	62905	68,580	51,460	17,120	25.0%	COPR	HORWITH	JTLX192
10/22/08	11/25/08	004734355	62906	67,800	51,900	15,900	23.5%	COPR	HORWITH	JTLX192
10/22/08	11/25/08	004734356	62907	46,840	51,880	(5,040)	-10.8%	COPR	HORWITH	JTLX192
10/22/08	11/25/08	004734357	62908	76,500	51,460	25,040	32.7%	COPR	HORWITH	CITX300105
10/22/08	11/25/08	004734358	62909	76,480	51,520	24,960	32.6%	COPR	HORWITH	CITX300105
10/22/08	11/25/08	004734359	62910	24,100	50,820	(26,720)	-110.9%	COPR	HORWITH	CITX300105
10/22/08	11/25/08	004734360	62911	24,100	49,180	(25,080)	-104.1%	COPR	HORWITH	CITX300105
10/22/08	11/25/08	004734361	62912	67,880	51,760	16,120	23.7%	COPR	HORWITH	CHUX259
10/22/08	11/25/08	004734362	62913	67,700	52,280	15,420	22.8%	COPR	HORWITH	CHUX259
10/22/08	11/25/08	004734363	62914	34,200	52,300	(18,100)	-52.9%	COPR	HORWITH	CHUX259
10/22/08	11/25/08	004734364	62915	42,320	52,600	(10,280)	-24.3%	COPR	HORWITH	JTLX30101
10/22/08	11/25/08	004734365	62916	34,200	51,740	(17,540)	-51.3%	COPR	HORWITH	CHUX259
10/22/08	11/25/08	004734366	62917	76,880	52,120	24,760	32.2%	COPR	HORWITH	JTLX30101
10/22/08	11/25/08	004734367	62918	68,760	50,480	18,280	26.6%	COPR	HORWITH	JTLX30101
10/22/08	11/25/08	004734368	62919	16,400	52,400	(36,000)	-219.5%	COPR	HORWITH	JTLX30101
10/22/08	11/25/08	004734369	62920	67,580	51,720	15,860	23.5%	COPR	HORWITH	CHUX280
10/22/08	11/25/08	004734370	62921	67,660	50,740	16,920	25.0%	COPR	HORWITH	CHUX280
10/22/08	11/25/08	004734371	62922	33,380	51,820	(18,440)	-55.2%	COPR	HORWITH	CHUX280
10/22/08	11/25/08	004734372	62923	33,380	50,940	(17,560)	-52.6%	COPR	HORWITH	CHUX280
10/22/08	11/25/08	004734373	62924	67,960	49,860	18,100	26.6%	COPR	HORWITH	CHUX221
10/22/08	11/25/08	004734374	62925	44,940	50,480	(5,540)	-12.3%	COPR	HORWITH	CHUX221
10/22/08	11/25/08	004734375	62926	76,840	49,360	27,480	35.8%	COPR	HORWITH	CHUX221
10/22/08	11/25/08	004734376	62927	8,440	49,520	(41,080)	-486.7%	COPR	HORWITH	CHUX221
10/22/08	11/25/08	004734377	62928	46,440	52,480	(6,040)	-13.0%	COPR	HORWITH	JTLX80
10/22/08	11/25/08	004734378	62929	67,700	48,960	18,740	27.7%	COPR	HORWITH	JTLX80
10/22/08	11/25/08	004734379	62930	66,760	52,400	14,360	21.5%	COPR	HORWITH	JTLX80
10/22/08	11/25/08	004734380	62931	23,160	52,080	(28,920)	-124.9%	COPR	HORWITH	JTLX80
10/22/08	11/25/08	004734381	62932	68,920	51,660	17,260	25.0%	COPR	HORWITH	CITX300110
10/22/08	11/25/08	004734382	62933	6,860	51,720	(44,860)	-653.9%	COPR	HORWITH	CITX300110
10/22/08	11/25/08	004734383	62934	19,500	50,780	(31,280)	-160.4%	COPR	HORWITH	CITX300131
10/22/08	11/25/08	004734384	62935	69,220	50,560	18,660	27.0%	COPR	HORWITH	CITX300110
10/22/08	11/25/08	004734385	62936	58,040	50,920	7,120	12.3%	COPR	HORWITH	CITX300110
10/23/08	12/01/08	004734386	62937	12,140	49,520	(37,380)	-307.9%	COPR	HORWITH	JTLX151
10/23/08	12/01/08	004734387	62938	66,620	49,720	16,900	25.4%	COPR	HORWITH	JTLX151
10/23/08	12/01/08	004734388	62939	76,660	51,600	25,060	32.7%	COPR	HORWITH	JTLX151
10/23/08	12/01/08	004734389	62940	43,120	49,820	(6,700)	-15.5%	COPR	HORWITH	JTLX151
10/23/08	11/25/08	004734390	62941	67,500	50,220	17,280	25.6%	COPR	HORWITH	CITX300131
10/23/08	11/25/08	004734391	62942	68,600	50,360	18,240	26.6%	COPR	HORWITH	CITX300131
10/23/08	11/25/08	004734392	62943	45,760	51,080	(5,320)	-11.6%	COPR	HORWITH	CITX300131
10/23/08	12/01/08	004734393	62944	40,040	50,740	(10,700)	-26.7%	COPR	HORWITH	CHUX115
10/23/08	12/01/08	004734394	62945	77,040	50,740	26,300	34.1%	COPR	HORWITH	CHUX115
10/23/08	12/01/08	004734395	62946	68,780	52,320	16,460	23.9%	COPR	HORWITH	CHUX115
10/23/08	11/25/08	004734396	62947	18,460	52,260	(33,800)	-183.1%	COPR	HORWITH	CITX300122
10/23/08	11/25/08	004734397	62948	67,760	51,660	16,100	23.8%	COPR	HORWITH	CHUX115
10/23/08	12/01/08	004734398	62949	18,620	52,080	(33,460)	-179.7%	COPR	HORWITH	JTLX30107
10/23/08	11/25/08	004734399	62950	69,000	48,800	20,200	29.3%	COPR	HORWITH	CITX300122
10/23/08	11/25/08	004734400	62951	68,480	52,220	16,260	23.7%	COPR	HORWITH	CITX300122
10/23/08	11/25/08	004734401	62952	47,720	51,500	(3,780)	-7.9%	COPR	HORWITH	CITX300122
10/23/08	11/25/08	004734402	62953	29,240	51,060	(21,820)	-74.6%	COPR	HORWITH	CHUX115
10/23/08	11/25/08	004734403	62954	76,580	51,300	25,280	33.0%	COPR	HORWITH	CHUX115
10/23/08	11/25/08	004734404	62955	29,240	49,780	(20,540)	-70.2%	COPR	HORWITH	CHUX115
10/23/08	11/25/08	004734405	62956	31,460	50,640	(19,180)	-61.0%	COPR	HORWITH	JTLX30115
10/23/08	11/25/08	004734406	62957	68,100	50,480	17,620	25.9%	COPR	HORWITH	JTLX30115
10/23/08	11/25/08	004734407	62958	76,940	50,720	26,220	34.1%	COPR	HORWITH	JTLX30115
10/23/08	11/25/08	004734408	62959	24,720	49,380	(24,660)	-99.8%	COPR	HORWITH	JTLX30115

Honeywell

HONEYWELL SA-7 USE HAZARDOUS WASTE TRACKING (2006)										
Date Shipped	Date of Return Manifest	State Manifest	Man. Doc #	Facilty Manifest Weight (lbs)	Estimated Weight (lbs)	Manifest - Estimate (lbs)	Manifest - Estimate (%)	Material	Transporter	RAILCAR #
10/23/08	11/25/08	004734409	62960	68,780	50,240	18,540	27.0%	COPR	HORWITH	JTLX30130
10/23/08	11/25/08	004734410	62961	67,940	48,360	19,580	28.8%	COPR	HORWITH	JTLX30130
10/23/08	11/25/08	004734411	62962	38,380	52,200	(13,820)	-36.0%	COPR	HORWITH	JTLX30130
10/23/08	11/25/08	004734412	62963	38,380	51,400	(13,020)	-33.9%	COPR	HORWITH	JTLX30130
10/23/08	11/25/08	004734413	62964	36,280	51,880	(15,600)	-43.0%	COPR	HORWITH	JTLX30172
10/23/08	11/25/08	004734414	62965	66,720	50,040	16,680	25.0%	COPR	HORWITH	JTLX30172
10/23/08	11/25/08	004734415	62966	68,760	50,160	18,600	27.1%	COPR	HORWITH	JTLX30172
10/23/08	11/25/08	004734416	62967	26,820	50,680	(23,860)	-89.0%	COPR	HORWITH	JTLX30172
10/23/08	12/11/08	004734417	62968	69,200	48,860	20,340	29.4%	COPR	HORWITH	CHUX324
10/23/08	12/11/08	004734418	62969	25,200	49,140	(23,940)	-95.0%	COPR	HORWITH	CHUX324
10/23/08	11/25/08	004734420	62970	18,320	51,780	(33,460)	-182.6%	COPR	HORWITH	JTLX30158
10/23/08	11/25/08	004734421	62971	76,160	50,420	25,740	33.8%	COPR	HORWITH	JTLX30158
10/23/08	11/25/08	004734422	62972	76,940	51,620	25,320	32.9%	COPR	HORWITH	JTLX30158
10/23/08	11/25/08	004734423	62973	32,160	49,980	(17,820)	-55.4%	COPR	HORWITH	JTLX30158
10/23/08	11/25/08	004734424	62974	24,700	52,060	(27,360)	-110.8%	COPR	HORWITH	JTLX166
10/23/08	11/25/08	004734425	62975	68,680	51,460	17,220	25.1%	COPR	HORWITH	JTLX166
10/23/08	11/25/08	004734426	62976	77,000	50,880	26,120	33.9%	COPR	HORWITH	JTLX166
10/23/08	11/25/08	004734427	62977	38,180	50,440	(12,260)	-32.1%	COPR	HORWITH	JTLX166
10/23/08	11/25/08	004734428	62978	77,080	51,140	25,940	33.7%	COPR	HORWITH	JTLX30170
10/23/08	11/25/08	004734429	62979	76,340	51,980	24,360	31.9%	COPR	HORWITH	JTLX30170
10/23/08	11/25/08	004734430	62980	26,240	50,060	(23,820)	-90.8%	COPR	HORWITH	JTLX30170
10/23/08	11/25/08	004734431	62981	26,240	51,640	(25,400)	-96.8%	COPR	HORWITH	JTLX30170
10/23/08	11/25/08	004734432	62982	32,580	49,600	(17,020)	-52.2%	COPR	HORWITH	CITX300152
10/23/08	11/25/08	004734433	62983	67,360	51,320	16,040	23.8%	COPR	HORWITH	CITX300152
10/23/08	11/25/08	004734434	62984	68,360	50,480	17,880	26.2%	COPR	HORWITH	CITX300152
10/23/08	11/25/08	004734435	62985	35,460	51,020	(15,560)	-43.9%	COPR	HORWITH	CITX300152
10/23/08	11/25/08	004734436	62986	33,760	50,860	(17,100)	-50.7%	COPR	HORWITH	CHUX292
10/23/08	11/25/08	004734437	62987	68,800	51,380	17,420	25.3%	COPR	HORWITH	CHUX292
10/23/08	11/25/08	004734438	62988	69,260	51,780	17,480	25.2%	COPR	HORWITH	CHUX292
10/23/08	11/25/08	004734439	62989	35,280	51,260	(15,980)	-45.3%	COPR	HORWITH	CHUX292
10/23/08	12/11/08	004734440	62990	39,100	49,820	(10,720)	-27.4%	COPR	HORWITH	CHUX324
10/23/08	12/11/08	004734441	62991	67,760	51,600	16,160	23.8%	COPR	HORWITH	CHUX324
10/23/08	11/25/08	004734442	62992	51,840	50,300	1,540	3.0%	COPR	HORWITH	CHUX328
10/23/08	11/25/08	004734443	62993	76,480	51,880	24,600	32.2%	COPR	HORWITH	CHUX328
10/23/08	11/25/08	004734444	62994	34,000	50,780	(16,780)	-49.4%	COPR	HORWITH	CHUX328
10/23/08	11/25/08	004734445	62995	53,920	50,220	3,700	6.9%	COPR	HORWITH	CHUX310
10/23/08	11/25/08	004734446	62996	34,000	50,060	(16,060)	-47.2%	COPR	HORWITH	CHUX328
10/23/08	11/25/08	004734447	62997	38,520	51,540	(13,020)	-33.8%	COPR	HORWITH	CHUX310
10/23/08	11/25/08	004734448	62998	67,940	50,040	17,900	26.3%	COPR	HORWITH	CHUX310
10/23/08	11/25/08	004734449	62999	38,500	52,040	(13,540)	-35.2%	COPR	HORWITH	CHUX310
10/23/08	11/25/08	004734450	63000	20,760	51,440	(30,680)	-147.8%	COPR	HORWITH	CHUX142
10/23/08	11/25/08	004734451	63001	77,660	52,420	25,240	32.5%	COPR	HORWITH	CHUX142
10/23/08	11/25/08	004734452	63002	77,540	50,280	27,260	35.2%	COPR	HORWITH	CHUX142
10/24/08	11/25/08	004734454	63003	45,600	51,100	(5,500)	-12.1%	COPR	HORWITH	CHUX283
10/24/08	11/25/08	004734455	63004	67,560	50,680	16,880	25.0%	COPR	HORWITH	CHUX283
10/24/08	11/25/08	004734456	63005	24,060	51,140	(27,080)	-112.6%	COPR	HORWITH	CITX300141
10/24/08	11/25/08	004734457	63006	68,600	51,300	17,300	25.2%	COPR	HORWITH	CHUX283
10/24/08	11/25/08	004734458	63007	25,540	52,020	(26,480)	-103.7%	COPR	HORWITH	CHUX283
10/24/08	11/25/08	004734459	63008	22,960	48,900	(25,940)	-113.0%	COPR	HORWITH	CITX300167
10/24/08	11/25/08	004734460	63009	68,520	48,120	20,400	29.8%	COPR	HORWITH	CITX300167
10/24/08	11/25/08	004734461	63010	67,760	50,220	17,540	25.9%	COPR	HORWITH	CITX300167
10/24/08	11/25/08	004734462	63011	39,500	50,360	(10,860)	-27.5%	COPR	HORWITH	CITX300167
10/24/08	11/25/08	004734463	63012	70,100	51,720	18,380	26.2%	COPR	HORWITH	CITX300141
10/24/08	11/25/08	004734464	63013	67,380	51,440	15,940	23.7%	COPR	HORWITH	CITX300141
10/24/08	11/25/08	004734465	63014	44,580	51,340	(6,760)	-15.2%	COPR	HORWITH	CITX300141
10/24/08	11/25/08	004734466	63015	5,460	49,580	(44,120)	-808.1%	COPR	HORWITH	NDYX320346
10/24/08	11/25/08	004734467	63016	76,760	51,740	25,020	32.6%	COPR	HORWITH	NDYX320346
10/24/08	11/25/08	004734468	63017	76,780	50,600	26,180	34.1%	COPR	HORWITH	NDYX320346
10/24/08	11/25/08	004734469	63018	44,700	50,560	(5,860)	-13.1%	COPR	HORWITH	NDYX320346
10/24/08	11/25/08	004734470	63019	28,620	49,820	(21,200)	-74.1%	COPR	HORWITH	CITX300165
10/24/08	11/25/08	004734471	63020	77,200	49,640	27,560	35.7%	COPR	HORWITH	CITX300165
10/24/08	11/25/08	004734472	63021	77,240	52,020	25,220	32.7%	COPR	HORWITH	CITX300165
10/24/08	11/25/08	004734473	63022	22,220	50,720	(28,500)	-128.3%	COPR	HORWITH	CITX300165
10/24/08	11/25/08	004734474	63023	20,560	52,020	(31,460)	-153.0%	COPR	HORWITH	JTLX30149
10/24/08	11/25/08	004734475	63024	68,040	50,420	17,620	25.9%	COPR	HORWITH	JTLX30149
10/24/08	11/25/08	004734476	63025	76,780	52,100	24,680	32.1%	COPR	HORWITH	JTLX30149
10/24/08	11/25/08	004734477	63026	42,960	51,580	(8,620)	-20.1%	COPR	HORWITH	JTLX30149
10/24/08	11/25/08	004734478	63027	76,800	51,500	25,300	32.9%	COPR	HORWITH	CHUX130
10/24/08	11/25/08	004734479	63028	53,820	52,300	1,520	2.8%	COPR	HORWITH	CHUX130
10/24/08	11/25/08	004734480	63029	68,540	51,140	17,400	25.4%	COPR	HORWITH	CHUX130
10/24/08	11/25/08	004734481	63030	11,020	52,240	(41,220)	-374.0%	COPR	HORWITH	CHUX130
10/24/08	11/25/08	004734482	63031	58,900	49,940	8,960	15.2%	COPR	HORWITH	JTLX30112
10/24/08	11/25/08	004734483	63032	66,480	51,720	14,760	22.2%	COPR	HORWITH	JTLX30112
10/24/08	11/25/08	004734484	63033	67,880	50,500	17,380	25.6%	COPR	HORWITH	JTLX30112
10/24/08	11/25/08	004734485	63034	10,760	51,180	(40,420)	-375.7%	COPR	HORWITH	JTLX30112

Honeywell

HONEYWELL SA-7 USE HAZARDOUS WASTE TRACKING (2006)										
Date Shipped	Date of Return Manifest	State Manifest	Man. Doc #	Facilty Manifest Weight (lbs)	Estimated Weight (lbs)	Manifest - Estimate (lbs)	Manifest - Estimate (%)	Material	Transporter	RAILCAR #
10/24/08	11/25/08	004734486	63035	6,080	49,800	(43,720)	-719.1%	COPR	HORWITH	CITX300102
10/24/08	11/25/08	004734487	63036	68,640	51,460	17,180	25.0%	COPR	HORWITH	CITX300102
10/24/08	11/25/08	004734488	63037	66,880	51,640	15,240	22.8%	COPR	HORWITH	CITX300102
10/24/08	11/25/08	004734489	63038	62,680	51,140	11,540	18.4%	COPR	HORWITH	CITX300102
10/24/08	12/01/08	004734490	63039	52,120	51,040	1,080	2.1%	COPR	HORWITH	JTLX279
10/24/08	12/01/08	004734491	63040	67,020	51,820	15,200	22.7%	COPR	HORWITH	JTLX279
10/24/08	12/01/08	004734492	63041	76,100	49,860	26,240	34.5%	COPR	HORWITH	JTLX279
10/24/08	12/01/08	004734493	63042	9,140	51,840	(42,700)	-467.2%	COPR	HORWITH	JTLX279
10/24/08	11/25/08	004734494	63043	6,880	51,600	(44,720)	-650.0%	COPR	HORWITH	JTLX239
10/24/08	11/25/08	004734495	63044	69,220	50,860	18,360	26.5%	COPR	HORWITH	JTLX239
10/24/08	11/25/08	004734496	63045	61,420	52,100	9,320	15.2%	COPR	HORWITH	JTLX239
10/24/08	11/25/08	004734497	63046	67,740	51,720	16,020	23.6%	COPR	HORWITH	JTLX239
10/24/08	11/25/08	004734499	63047	66,100	51,660	14,440	21.8%	COPR	HORWITH	JTLX30165
10/24/08	11/25/08	004734500	63048	77,260	51,300	25,960	33.6%	COPR	HORWITH	JTLX30165
10/24/08	11/25/08	005123501	63049	30,940	50,000	(19,060)	-61.6%	COPR	HORWITH	JTLX30165
10/24/08	11/25/08	005123502	63050	30,940	50,340	(19,400)	-62.7%	COPR	HORWITH	JTLX30165
10/24/08	11/25/08	005123503	63051	31,700	50,640	(18,940)	-59.7%	COPR	HORWITH	CHUX142
10/24/08	11/25/08	005123504	63052	76,920	51,380	25,540	33.2%	COPR	HORWITH	JTLX30116
10/24/08	11/25/08	005123505	63053	76,600	50,320	26,280	34.3%	COPR	HORWITH	JTLX30116
10/24/08	11/25/08	005123506	63054	23,100	50,980	(27,880)	-120.7%	COPR	HORWITH	JTLX30116
10/24/08	11/25/08	005123507	63055	23,100	51,980	(28,880)	-125.0%	COPR	HORWITH	JTLX30116
10/24/08	11/25/08	005123508	63056	69,300	50,680	18,620	26.9%	COPR	HORWITH	NDYX320461
10/24/08	11/25/08	005123509	63057	68,100	50,360	17,740	26.0%	COPR	HORWITH	NDYX320461
10/24/08	11/25/08	005123510	63058	34,200	51,640	(17,440)	-51.0%	COPR	HORWITH	NDYX320461
10/24/08	11/25/08	005123511	63059	68,400	52,020	16,380	23.9%	COPR	HORWITH	CHUX102
10/24/08	11/25/08	005123512	63060	34,200	50,840	(16,640)	-48.7%	COPR	HORWITH	NDYX320461
10/24/08	11/25/08	005123513	63061	69,460	52,020	17,440	25.1%	COPR	HORWITH	CHUX102
10/24/08	11/25/08	005123514	63062	54,380	51,860	2,520	4.6%	COPR	HORWITH	CEFX35800
10/24/08	11/25/08	005123515	63063	33,560	51,640	(18,080)	-53.9%	COPR	HORWITH	CHUX102
10/24/08	11/25/08	005123516	63064	38,540	51,940	(13,400)	-34.8%	COPR	HORWITH	CEFX35800
10/24/08	11/25/08	005123517	63065	33,580	50,820	(17,240)	-51.3%	COPR	HORWITH	CHUX102
10/24/08	11/25/08	005123518	63066	76,780	50,720	26,060	33.9%	COPR	HORWITH	CEFX35800
10/24/08	11/25/08	005123519	63067	38,540	50,980	(12,440)	-32.3%	COPR	HORWITH	CEFX35800
10/24/08	11/25/08	005123520	63068	76,680	51,100	25,580	33.4%	COPR	HORWITH	CITX300123
10/27/08	12/16/08	005123521	63069	10,920	50,700	(39,780)	-364.3%	COPR	HORWITH	NDYX320452
10/27/08	12/16/08	005123522	63070	68,360	50,360	18,000	26.3%	COPR	HORWITH	NDYX320452
10/27/08	12/16/08	005123523	63071	77,460	51,520	25,940	33.5%	COPR	HORWITH	NDYX320452
10/27/08	12/16/08	005123524	63072	46,140	51,340	(5,200)	-11.3%	COPR	HORWITH	NDYX320452
10/27/08	12/01/08	005123525	63073	76,480	50,900	25,580	33.4%	COPR	HORWITH	CEFX35246
10/27/08	12/01/08	005123526	63074	77,320	50,040	27,280	35.3%	COPR	HORWITH	CEFX35246
10/27/08	12/01/08	005123527	63075	21,800	51,860	(30,060)	-137.9%	COPR	HORWITH	CEFX35246
10/27/08	12/01/08	005123528	63076	21,820	50,420	(28,600)	-131.1%	COPR	HORWITH	CEFX35246
10/27/08	12/01/08	005123529	63077	8,720	50,820	(42,100)	-482.8%	COPR	HORWITH	JTLX261
10/27/08	12/01/08	005123530	63078	67,020	51,960	15,060	22.5%	COPR	HORWITH	JTLX261
10/27/08	12/01/08	005123531	63079	67,380	51,540	15,840	23.5%	COPR	HORWITH	JTLX261
10/27/08	12/01/08	005123532	63080	67,700	52,220	15,480	22.9%	COPR	HORWITH	JTLX261
10/27/08	12/01/08	005123533	63081	47,900	50,780	(2,880)	-6.0%	COPR	HORWITH	CHUX247
10/27/08	12/01/08	005123534	63082	68,180	50,000	18,180	26.7%	COPR	HORWITH	CHUX247
10/27/08	12/01/08	005123535	63083	14,200	50,100	(35,900)	-252.8%	COPR	HORWITH	CHUX247
10/27/08	12/01/08	005123536	63084	68,520	50,160	18,360	26.8%	COPR	HORWITH	CHUX247
10/27/08	12/01/08	005123537	63085	50,340	51,500	(1,160)	-2.3%	COPR	HORWITH	CHUX192
10/27/08	12/01/08	005123538	63086	67,900	51,860	16,040	23.6%	COPR	HORWITH	CHUX192
10/27/08	12/01/08	005123539	63087	67,680	51,980	15,700	23.2%	COPR	HORWITH	CHUX192
10/27/08	12/01/08	005123540	63088	19,560	51,240	(31,680)	-162.0%	COPR	HORWITH	CHUX192
10/27/08	12/01/08	005123541	63089	53,380	50,680	2,700	5.1%	COPR	HORWITH	CITX300137
10/27/08	12/01/08	005123542	63090	76,540	50,360	26,180	34.2%	COPR	HORWITH	CITX300137
10/27/08	12/01/08	005123543	63091	38,380	51,720	(13,340)	-34.8%	COPR	HORWITH	CITX300137
10/27/08	12/01/08	005123544	63092	38,380	50,220	(11,840)	-30.8%	COPR	HORWITH	CITX300137
10/27/08	12/01/08	005123545	63093	31,240	50,380	(19,140)	-61.3%	COPR	HORWITH	CHUX155
10/27/08	12/01/08	005123546	63094	68,760	52,120	16,640	24.2%	COPR	HORWITH	CHUX155
10/27/08	12/01/08	005123547	63095	67,480	51,560	15,920	23.6%	COPR	HORWITH	CHUX155
10/27/08	12/01/08	005123548	63096	36,960	50,840	(13,880)	-37.6%	COPR	HORWITH	CHUX155
10/27/08	12/01/08	005123549	63097	29,880	51,840	(21,960)	-73.5%	COPR	HORWITH	CHUX281
10/27/08	12/01/08	005123550	63098	67,700	50,640	17,060	25.2%	COPR	HORWITH	CHUX281
10/27/08	12/01/08	005123551	63099	67,500	50,180	17,320	25.7%	COPR	HORWITH	CHUX281
10/27/08	11/25/08	005123552	63100	30,240	50,200	(19,960)	-66.0%	COPR	HORWITH	CITX300149
10/27/08	12/01/08	005123553	63101	36,660	50,000	(13,340)	-36.4%	COPR	HORWITH	CHUX281
10/27/08	12/01/08	005123554	63102	30,760	51,700	(20,940)	-68.1%	COPR	HORWITH	DJLX98548
10/27/08	12/01/08	005123555	63103	68,740	51,880	16,860	24.5%	COPR	HORWITH	DJLX98548
10/27/08	12/01/08	005123556	63104	68,620	51,520	17,100	24.9%	COPR	HORWITH	DJLX98548
10/27/08	11/25/08	005123557	63105	66,660	51,860	14,800	22.2%	COPR	HORWITH	JTLX30171
10/27/08	12/01/08	005123558	63106	75,920	51,020	24,900	32.8%	COPR	HORWITH	JTLX236
10/27/08	12/01/08	005123559	63107	38,040	50,940	(12,900)	-33.9%	COPR	HORWITH	DJLX98548
10/27/08	12/01/08	005123560	63108	23,360	51,500	(28,140)	-120.5%	COPR	HORWITH	JTLX236

Honeywell

HONEYWELL SA-7 USE HAZARDOUS WASTE TRACKING (2006)										
Date Shipped	Date of Return Manifest	State Manifest	Man. Doc #	Facilty Manifest Weight (lbs)	Estimated Weight (lbs)	Manifest - Estimate (lbs)	Manifest - Estimate (%)	Material	Transporter	RAILCAR #
10/27/08	12/01/08	005123561	63109	75,840	51,120	24,720	32.6%	COPR	HORWITH	JTLX236
10/27/08	12/11/08	005123562	63110	13,780	51,120	(37,340)	-271.0%	COPR	HORWITH	CHUX231
10/27/08	12/01/08	005123563	63111	28,260	51,920	(23,660)	-83.7%	COPR	HORWITH	JTLX236
10/27/08	12/11/08	005123564	63112	75,940	51,460	24,480	32.2%	COPR	HORWITH	CHUX231
10/27/08	12/11/08	005123565	63113	77,020	51,420	25,600	33.2%	COPR	HORWITH	CHUX231
10/27/08	12/11/08	005123566	63114	37,540	50,140	(12,600)	-33.6%	COPR	HORWITH	CHUX231
10/27/08	11/25/08	005123567	63115	32,300	50,400	(18,100)	-56.0%	COPR	HORWITH	JTLX30171
10/27/08	11/25/08	005123568	63116	69,220	50,340	18,880	27.3%	COPR	HORWITH	JTLX30171
10/27/08	11/25/08	005123569	63117	34,620	50,240	(15,620)	-45.1%	COPR	HORWITH	JTLX30171
10/27/08	11/25/08	005123570	63118	67,360	52,420	14,940	22.2%	COPR	HORWITH	CITX300149
10/27/08	11/25/08	005123571	63119	67,600	50,120	17,480	25.9%	COPR	HORWITH	CITX300149
10/27/08	11/25/08	005123572	63120	21,440	50,600	(29,160)	-136.0%	COPR	HORWITH	JTLX268
10/27/08	11/25/08	005123573	63121	36,440	50,080	(13,640)	-37.4%	COPR	HORWITH	CITX300149
10/27/08	11/25/08	005123574	63122	68,660	50,920	17,740	25.8%	COPR	HORWITH	JTLX268
10/27/08	11/25/08	005123575	63123	76,940	51,700	25,240	32.8%	COPR	HORWITH	JTLX268
10/27/08	11/25/08	005123576	63124	38,500	51,440	(12,940)	-33.6%	COPR	HORWITH	JTLX268
10/27/08	11/25/08	005123577	63125	15,800	51,900	(36,100)	-228.5%	COPR	HORWITH	CEFX35851
10/27/08	11/25/08	005123578	63126	68,080	51,460	16,620	24.4%	COPR	HORWITH	CEFX35851
10/27/08	11/25/08	005123579	63127	67,380	52,460	14,920	22.1%	COPR	HORWITH	CEFX35851
10/27/08	12/01/08	005123580	63128	63,720	50,740	12,980	20.4%	COPR	HORWITH	CITX300101
10/27/08	11/25/08	005123581	63129	26,460	52,320	(25,860)	-97.7%	COPR	HORWITH	CITX300123
10/27/08	11/25/08	005123582	63130	26,460	51,160	(24,700)	-93.3%	COPR	HORWITH	CITX300123
10/27/08	11/25/08	005123583	63131	53,820	50,340	3,480	6.5%	COPR	HORWITH	CEFX35851
10/27/08	11/25/08	005123584	63132	68,660	50,100	18,560	27.0%	COPR	HORWITH	CITX300123
10/27/08	12/01/08	005123585	63133	67,280	52,020	15,260	22.7%	COPR	HORWITH	CITX300101
10/27/08	12/01/08	005123586	63134	38,520	50,740	(12,220)	-31.7%	COPR	HORWITH	CITX300101
10/28/08	12/01/08	005123587	63135	10,920	50,500	(39,580)	-362.5%	COPR	HORWITH	JTLX257
10/28/08	12/01/08	005123588	63136	67,120	50,180	16,940	25.2%	COPR	HORWITH	JTLX257
10/28/08	12/01/08	005123589	63137	67,360	51,720	15,640	23.2%	COPR	HORWITH	JTLX257
10/28/08	12/01/08	005123590	63138	57,320	51,380	5,940	10.4%	COPR	HORWITH	JTLX257
10/28/08	12/01/08	005123591	63139	68,940	51,080	17,860	25.9%	COPR	HORWITH	CHUX118
10/28/08	12/01/08	005123592	63140	68,580	50,560	18,020	26.3%	COPR	HORWITH	CHUX118
10/28/08	12/01/08	005123593	63141	28,660	49,440	(20,780)	-72.5%	COPR	HORWITH	CHUX118
10/28/08	12/01/08	005123594	63142	28,660	50,440	(21,780)	-76.0%	COPR	HORWITH	CHUX118
10/28/08	12/01/08	005123595	63143	38,500	50,960	(12,460)	-32.4%	COPR	HORWITH	CITX300101
10/28/08	11/25/08	005123596	63144	25,340	51,200	(25,860)	-102.1%	COPR	HORWITH	JTLX168
10/28/08	11/25/08	005123597	63145	68,280	52,000	16,280	23.8%	COPR	HORWITH	JTLX168
10/28/08	11/25/08	005123598	63146	67,380	50,860	16,520	24.5%	COPR	HORWITH	JTLX168
10/28/08	11/25/08	005123599	63147	42,900	50,760	(7,860)	-18.3%	COPR	HORWITH	JTLX168
10/28/08	11/25/08	005123600	63148	13,660	49,840	(36,180)	-264.9%	COPR	HORWITH	CITX300041
10/28/08	11/25/08	005123601	63149	77,040	51,720	25,320	32.9%	COPR	HORWITH	CITX300041
10/28/08	11/25/08	005123602	63150	67,900	51,280	16,620	24.5%	COPR	HORWITH	CITX300041
10/28/08	11/25/08	005123603	63151	43,140	51,460	(8,320)	-19.3%	COPR	HORWITH	CITX300041
10/28/08	12/01/08	005123604	63152	54,060	50,700	3,360	6.2%	COPR	HORWITH	DJLX98531
10/28/08	12/01/08	005123605	63153	69,160	50,680	18,480	26.7%	COPR	HORWITH	DJLX98531
10/28/08	12/01/08	005123606	63154	68,480	52,420	16,060	23.5%	COPR	HORWITH	DJLX98531
10/28/08	12/01/08	005123607	63155	13,060	49,860	(36,800)	-281.8%	COPR	HORWITH	DJLX98531
10/28/08	11/25/08	005123608	63156	51,960	49,780	2,180	4.2%	COPR	HORWITH	CITX300162
10/28/08	11/25/08	005123609	63157	66,540	50,720	15,820	23.8%	COPR	HORWITH	JTLX254
10/28/08	11/25/08	005123610	63158	76,580	51,320	25,260	33.0%	COPR	HORWITH	JTLX254
10/28/08	11/25/08	005123611	63159	76,940	48,960	27,980	36.4%	COPR	HORWITH	DJLX98504
10/28/08	11/25/08	005123612	63160	31,140	51,820	(20,680)	-66.4%	COPR	HORWITH	JTLX254
10/28/08	11/25/08	005123613	63161	31,140	50,540	(19,400)	-62.3%	COPR	HORWITH	JTLX254
10/28/08	11/25/08	005123614	63162	68,200	51,320	16,880	24.8%	COPR	HORWITH	CITX300162
10/28/08	11/25/08	005123615	63163	67,660	51,960	15,700	23.2%	COPR	HORWITH	CITX300162
10/28/08	11/25/08	005123616	63164	14,360	50,260	(35,900)	-250.0%	COPR	HORWITH	CITX300162
10/28/08	11/25/08	005123617	63165	66,700	51,680	15,020	22.5%	COPR	HORWITH	DJLX98504
10/28/08	11/25/08	005123618	63166	32,720	51,000	(18,280)	-55.9%	COPR	HORWITH	DJLX98504
10/28/08	11/25/08	005123619	63167	32,740	51,200	(18,460)	-56.4%	COPR	HORWITH	DJLX98504
10/28/08	11/25/08	005123620	63168	31,720	51,200	(19,480)	-61.4%	COPR	HORWITH	JTLX30128
10/28/08	11/25/08	005123621	63169	77,240	49,780	27,460	35.6%	COPR	HORWITH	JTLX30128
10/28/08	11/25/08	005123622	63170	77,300	51,680	25,620	33.1%	COPR	HORWITH	JTLX30128
10/28/08	11/25/08	005123623	63171	10,660	49,480	(38,820)	-364.2%	COPR	HORWITH	CITX300108
10/28/08	11/25/08	005123624	63172	14,840	50,100	(35,260)	-237.6%	COPR	HORWITH	JTLX30128
10/28/08	11/25/08	005123625	63173	76,620	49,320	27,300	35.6%	COPR	HORWITH	CITX300108
10/28/08	11/25/08	005123626	63174	68,460	51,720	16,740	24.5%	COPR	HORWITH	CITX300108
10/28/08	12/01/08	005123627	63175	62,120	50,700	11,420	18.4%	COPR	HORWITH	CITX300027
10/28/08	11/25/08	005123628	63176	45,640	52,180	(6,540)	-14.3%	COPR	HORWITH	CITX300108
10/29/08	12/01/08	005123629	63177	41,540	51,320	(9,780)	-23.5%	COPR	HORWITH	CHUX129
10/29/08	12/01/08	005123630	63178	77,280	51,300	25,980	33.6%	COPR	HORWITH	CHUX129
10/29/08	12/01/08	005123631	63179	68,760	50,720	18,040	26.2%	COPR	HORWITH	CHUX129
10/29/08	12/10/08	005123632	63180	15,280	51,360	(36,080)	-236.1%	COPR	HORWITH	CHUX129
10/29/08	12/01/08	005123633	63181	29,080	50,120	(21,040)	-72.4%	COPR	HORWITH	JTLX175
10/29/08	12/01/08	005123634	63182	67,580	52,220	15,360	22.7%	COPR	HORWITH	JTLX175

HONEYWELL SA-7 USE HAZARDOUS WASTE TRACKING (2006)										
Date Shipped	Date of Return Manifest	State Manifest	Man. Doc #	Facilty Manifest Weight (lbs)	Estimated Weight (lbs)	Manifest - Estimate (lbs)	Manifest - Estimate (%)	Material	Transporter	RAILCAR #
10/29/08	12/01/08	005123635	63183	67,840	51,000	16,840	24.8%	COPR	HORWITH	JTLX175
10/29/08	12/01/08	005123636	63184	40,880	51,740	(10,860)	-26.6%	COPR	HORWITH	JTLX175
10/29/08	12/01/08	005123637	63185	32,160	52,240	(20,080)	-62.4%	COPR	HORWITH	CHUX174
10/29/08	12/01/08	005123638	63186	68,600	51,500	17,100	24.9%	COPR	HORWITH	CHUX174
10/29/08	12/01/08	005123639	63187	69,180	52,040	17,140	24.8%	COPR	HORWITH	CHUX174
10/29/08	12/01/08	005123640	63188	38,540	51,900	(13,360)	-34.7%	COPR	HORWITH	CHUX174
10/29/08	12/01/08	005123641	63189	24,000	51,960	(27,960)	-116.5%	COPR	HORWITH	CEFX35844
10/29/08	12/01/08	005123642	63190	58,100	52,340	5,760	9.9%	COPR	HORWITH	CEFX35844
10/29/08	12/01/08	005123643	63191	76,200	50,040	26,160	34.3%	COPR	HORWITH	CEFX35844
10/29/08	12/01/08	005123644	63192	46,740	49,860	(3,120)	-6.7%	COPR	HORWITH	CEFX35844
10/29/08	12/01/08	005123645	63193	18,340	50,340	(32,000)	-174.5%	COPR	HORWITH	CITX300142
10/29/08	12/01/08	005123646	63194	75,900	49,540	26,360	34.7%	COPR	HORWITH	CITX300142
10/29/08	12/01/08	005123647	63195	28,640	50,500	(21,860)	-76.3%	COPR	HORWITH	CITX300142
10/29/08	12/01/08	005123648	63196	76,940	50,480	26,460	34.4%	COPR	HORWITH	CITX300142
10/29/08	12/01/08	005123649	63197	27,260	49,360	(22,100)	-81.1%	COPR	HORWITH	CITX300020
10/29/08	12/01/08	005123650	63198	66,760	50,080	16,680	25.0%	COPR	HORWITH	CITX300020
10/29/08	12/01/08	005123651	63199	68,020	50,460	17,560	25.8%	COPR	HORWITH	CITX300020
10/29/08	12/01/08	005123652	63200	35,380	49,000	(13,620)	-38.5%	COPR	HORWITH	CITX300020
10/29/08	12/01/08	005123653	63201	76,580	51,380	25,200	32.9%	COPR	HORWITH	CEFX35824
10/29/08	12/01/08	005123654	63202	76,760	50,660	26,100	34.0%	COPR	HORWITH	CEFX35824
10/29/08	12/01/08	005123655	63203	26,720	52,340	(25,620)	-95.9%	COPR	HORWITH	CEFX35824
10/29/08	12/01/08	005123656	63204	26,720	51,680	(24,960)	-93.4%	COPR	HORWITH	CEFX35824
10/29/08	12/01/08	005123657	63205	34,200	51,560	(17,360)	-50.8%	COPR	HORWITH	CITX300027
10/29/08	12/01/08	005123658	63206	77,020	51,200	25,820	33.5%	COPR	HORWITH	CITX300027
10/29/08	12/01/08	005123659	63207	34,220	51,440	(17,220)	-50.3%	COPR	HORWITH	CITX300027
10/29/08	12/01/08	005123660	63208	67,100	50,920	16,180	24.1%	COPR	HORWITH	CEFX35808
10/29/08	12/01/08	005123661	63209	67,040	51,740	15,300	22.8%	COPR	HORWITH	CEFX35808
10/29/08	12/01/08	005123662	63210	38,020	51,960	(13,940)	-36.7%	COPR	HORWITH	CEFX35808
10/29/08	12/01/08	005123663	63211	38,040	51,560	(13,520)	-35.5%	COPR	HORWITH	CEFX35808
10/29/08	12/01/08	005123664	63212	76,140	50,920	25,220	33.1%	COPR	HORWITH	JTLX250
10/29/08	12/01/08	005123665	63213	67,140	50,900	16,240	24.2%	COPR	HORWITH	JTLX250
10/29/08	12/01/08	005123666	63214	26,720	51,080	(24,360)	-91.2%	COPR	HORWITH	JTLX250
10/29/08	12/01/08	005123667	63215	26,720	51,120	(24,400)	-91.3%	COPR	HORWITH	JTLX250
10/29/08	12/01/08	005123668	63216	13,340	50,620	(37,280)	-279.5%	COPR	HORWITH	JTLX30117
10/29/08	12/01/08	005123669	63217	67,860	50,400	17,460	25.7%	COPR	HORWITH	JTLX30117
10/29/08	12/01/08	005123670	63218	76,780	50,340	26,440	34.4%	COPR	HORWITH	JTLX30117
10/29/08	12/01/08	005123671	63219	44,400	50,840	(6,440)	-14.5%	COPR	HORWITH	JTLX30117
10/29/08	12/01/08	005123672	63220	51,920	51,880	40	0.1%	COPR	HORWITH	CITX300032
10/29/08	12/01/08	005123673	63221	67,840	51,080	16,760	24.7%	COPR	HORWITH	CITX300023
10/29/08	12/01/08	005123674	63222	67,180	51,620	15,560	23.2%	COPR	HORWITH	CITX300023
10/29/08	12/01/08	005123675	63223	20,020	51,680	(31,660)	-158.1%	COPR	HORWITH	CITX300023
10/29/08	12/01/08	005123676	63224	67,680	51,680	16,000	23.6%	COPR	HORWITH	CHUX330
10/29/08	12/01/08	005123677	63225	54,140	51,880	2,260	4.2%	COPR	HORWITH	CHUX330
10/29/08	12/01/08	005123678	63226	67,540	50,360	17,180	25.4%	COPR	HORWITH	CHUX330
10/29/08	12/01/08	005123679	63227	15,520	50,900	(35,380)	-228.0%	COPR	HORWITH	CHUX330
10/29/08	12/01/08	005123680	63228	67,820	49,780	18,040	26.6%	COPR	HORWITH	CITX300133
10/29/08	12/01/08	005123681	63229	14,200	49,700	(35,500)	-250.0%	COPR	HORWITH	CITX300133
10/29/08	12/01/08	005123682	63230	53,380	51,900	1,480	2.8%	COPR	HORWITH	CITX300133
10/29/08	12/01/08	005123683	63231	67,580	51,180	16,400	24.3%	COPR	HORWITH	CITX300133
10/29/08	12/01/08	005123684	63232	15,080	51,360	(36,280)	-240.6%	COPR	HORWITH	JTLX30162
10/29/08	12/01/08	005123685	63233	53,380	50,440	2,940	5.5%	COPR	HORWITH	JTLX30162
10/29/08	12/01/08	005123686	63234	69,100	52,600	16,500	23.9%	COPR	HORWITH	JTLX30162
10/29/08	12/01/08	005123687	63235	68,060	50,640	17,420	25.6%	COPR	HORWITH	JTLX30162
10/29/08	12/01/08	005123688	63236	32,420	52,420	(20,000)	-61.7%	COPR	HORWITH	JTLX273
10/29/08	12/01/08	005123689	63237	68,060	52,260	15,800	23.2%	COPR	HORWITH	JTLX273
10/29/08	12/01/08	005123690	63238	67,220	52,160	15,060	22.4%	COPR	HORWITH	JTLX273
10/29/08	12/01/08	005123691	63239	43,380	51,240	(7,860)	-18.1%	COPR	HORWITH	JTLX273
10/29/08	12/01/08	005123692	63240	33,880	51,980	(18,100)	-53.4%	COPR	HORWITH	CHUX201
10/29/08	12/01/08	005123693	63241	68,740	52,020	16,720	24.3%	COPR	HORWITH	CHUX201
10/29/08	12/01/08	005123694	63242	35,120	50,320	(15,200)	-43.3%	COPR	HORWITH	CHUX201
10/29/08	12/01/08	005123695	63243	30,120	49,860	(19,740)	-65.5%	COPR	HORWITH	CHUX267
10/29/08	12/01/08	005123696	63244	68,840	51,140	17,700	25.7%	COPR	HORWITH	CHUX201
10/30/08	12/01/08	005123697	63245	76,200	51,360	24,840	32.6%	COPR	HORWITH	CHUX267
10/30/08	12/01/08	005123698	63246	76,480	50,940	25,540	33.4%	COPR	HORWITH	CHUX267
10/30/08	12/01/08	005123699	63247	23,480	50,440	(26,960)	-114.8%	COPR	HORWITH	CHUX267
10/30/08	12/01/08	005123700	63248	24,420	50,020	(25,600)	-104.8%	COPR	HORWITH	CHUX187
10/30/08	12/01/08	005123701	63249	66,400	52,220	14,180	21.4%	COPR	HORWITH	CHUX187
10/30/08	12/01/08	005123702	63250	67,180	50,860	16,320	24.3%	COPR	HORWITH	CHUX187
10/30/08	12/01/08	005123703	63251	47,120	51,280	(4,160)	-8.8%	COPR	HORWITH	CHUX187
10/30/08	12/01/08	005123704	63252	16,400	52,240	(35,840)	-218.5%	COPR	HORWITH	CEFX35837
10/30/08	12/01/08	005123705	63253	67,420	50,520	16,900	25.1%	COPR	HORWITH	CEFX35837
10/30/08	12/01/08	005123706	63254	55,340	52,000	3,340	6.0%	COPR	HORWITH	CEFX35837
10/30/08	12/01/08	005123707	63255	68,260	49,260	19,000	27.8%	COPR	HORWITH	CEFX35837
10/30/08	12/01/08	005123708	63256	68,300	48,820	19,480	28.5%	COPR	HORWITH	CHUX189

Honeywell

HONEYWELL SA-7 USE HAZARDOUS WASTE TRACKING (2006)										
Date Shipped	Date of Return Manifest	State Manifest	Man. Doc #	Facilty Manifest Weight (lbs)	Estimated Weight (lbs)	Manifest - Estimate (lbs)	Manifest - Estimate (%)	Material	Transporter	RAILCAR #
10/30/08	12/01/08	005123709	63257	21,980	49,860	(27,880)	-126.8%	COPR	HORWITH	CHUX189
10/30/08	12/01/08	005123710	63258	67,200	50,460	16,740	24.9%	COPR	HORWITH	CHUX189
10/30/08	12/01/08	005123711	63259	77,120	52,200	24,920	32.3%	COPR	HORWITH	CHUX223
10/30/08	12/01/08	005123712	63260	43,440	51,420	(7,980)	-18.4%	COPR	HORWITH	CHUX189
10/30/08	12/01/08	005123713	63261	14,440	50,400	(35,960)	-249.0%	COPR	HORWITH	CHUX223
10/30/08	12/01/08	005123714	63262	68,100	51,980	16,120	23.7%	COPR	HORWITH	CHUX223
10/30/08	12/01/08	005123715	63263	46,720	51,380	(4,660)	-10.0%	COPR	HORWITH	CHUX223
10/30/08	12/01/08	005123716	63264	66,780	51,460	15,320	22.9%	COPR	HORWITH	JTLX30161
10/30/08	12/01/08	005123717	63265	76,440	49,820	26,620	34.8%	COPR	HORWITH	JTLX30161
10/30/08	12/01/08	005123718	63266	30,780	51,600	(20,820)	-67.6%	COPR	HORWITH	JTLX30161
10/30/08	12/01/08	005123719	63267	30,780	51,060	(20,280)	-65.9%	COPR	HORWITH	JTLX30161
10/30/08	12/01/08	005123720	63268	37,220	50,940	(13,720)	-36.9%	COPR	HORWITH	CITX300134
10/30/08	12/01/08	005123721	63269	77,080	50,400	26,680	34.6%	COPR	HORWITH	CITX300134
10/30/08	12/01/08	005123722	63270	67,640	49,580	18,060	26.7%	COPR	HORWITH	CITX300134
10/30/08	12/01/08	005123723	63271	13,040	48,200	(35,160)	-269.6%	COPR	HORWITH	CITX300134
10/30/08	12/01/08	005123724	63272	63,640	48,980	14,660	23.0%	COPR	HORWITH	NDYX320459
10/30/08	12/01/08	005123725	63273	30,060	49,660	(19,600)	-65.2%	COPR	HORWITH	NDYX320459
10/30/08	12/01/08	005123726	63274	76,440	50,360	26,080	34.1%	COPR	HORWITH	NDYX320459
10/30/08	12/01/08	005123727	63275	30,080	50,920	(20,840)	-69.3%	COPR	HORWITH	NDYX320459
10/30/08	12/01/08	005123728	63276	52,580	49,520	3,060	5.8%	COPR	HORWITH	CEFX35245
10/30/08	12/01/08	005123729	63277	43,600	52,260	(8,660)	-19.9%	COPR	HORWITH	CEFX35245
10/30/08	12/01/08	005123730	63278	76,580	51,520	25,060	32.7%	COPR	HORWITH	CEFX35245
10/30/08	12/01/08	005123731	63279	38,720	50,040	(11,320)	-29.2%	COPR	HORWITH	CEFX35245
10/30/08	12/01/08	005123732	63280	76,820	49,980	26,840	34.9%	COPR	HORWITH	CITX300120
10/30/08	12/01/08	005123733	63281	68,780	50,260	18,520	26.9%	COPR	HORWITH	CITX300120
10/30/08	12/01/08	005123734	63282	25,980	49,440	(23,460)	-90.3%	COPR	HORWITH	CITX300120
10/30/08	12/01/08	005123735	63283	26,000	49,640	(23,640)	-90.9%	COPR	HORWITH	CITX300120
10/30/08	12/01/08	005123736	63284	16,960	50,460	(33,500)	-197.5%	COPR	HORWITH	CHUX322
10/30/08	12/01/08	005123737	63285	67,820	50,340	17,480	25.8%	COPR	HORWITH	CHUX322
10/30/08	12/01/08	005123738	63286	76,380	50,980	25,400	33.3%	COPR	HORWITH	CHUX322
10/30/08	12/01/08	005123739	63287	47,100	52,520	(5,420)	-11.5%	COPR	HORWITH	CHUX322
10/30/08	12/01/08	005123740	63288	60,820	52,040	8,780	14.4%	COPR	HORWITH	JTLX263
10/30/08	12/01/08	005123741	63289	38,260	52,360	(14,100)	-36.9%	COPR	HORWITH	JTLX263
10/30/08	12/01/08	005123742	63290	76,660	49,600	27,060	35.3%	COPR	HORWITH	JTLX263
10/30/08	12/01/08	005123743	63291	48,120	49,520	(1,400)	-2.9%	COPR	HORWITH	JTLX170
10/30/08	12/01/08	005123744	63292	38,280	50,000	(11,720)	-30.6%	COPR	HORWITH	JTLX263
10/30/08	12/01/08	005123745	63293	68,580	50,120	18,460	26.9%	COPR	HORWITH	JTLX170
10/30/08	12/01/08	005123746	63294	68,560	50,100	18,460	26.9%	COPR	HORWITH	JTLX170
10/30/08	12/01/08	005123747	63295	50,780	50,880	(100)	-0.2%	COPR	HORWITH	CHUX293
10/30/08	12/01/08	005123748	63296	15,720	51,820	(36,100)	-229.6%	COPR	HORWITH	JTLX170
10/30/08	12/01/08	005123749	63297	76,800	51,200	25,600	33.3%	COPR	HORWITH	CHUX293
10/30/08	12/01/08	005123750	63298	68,820	50,080	18,740	27.2%	COPR	HORWITH	CHUX293
10/30/08	12/01/08	005123751	63299	8,300	51,020	(42,720)	-514.7%	COPR	HORWITH	CHUX293
10/30/08	12/01/08	005123752	63300	43,400	49,200	(5,800)	-13.4%	COPR	HORWITH	NDYX320342
10/30/08	12/01/08	005123753	63301	67,720	52,040	15,680	23.2%	COPR	HORWITH	NDYX320342
10/30/08	12/01/08	005123754	63302	66,980	51,260	15,720	23.5%	COPR	HORWITH	NDYX320342
10/30/08	12/01/08	005123755	63303	26,160	50,420	(24,260)	-92.7%	COPR	HORWITH	NDYX320342
10/30/08	12/01/08	005123756	63304	67,420	50,980	16,440	24.4%	COPR	HORWITH	JTLX262
10/30/08	12/01/08	005123757	63305	67,040	51,460	15,580	23.2%	COPR	HORWITH	JTLX262
10/30/08	12/01/08	005123758	63306	16,460	49,460	(33,000)	-200.5%	COPR	HORWITH	JTLX262
10/30/08	12/01/08	005123760	63307	67,360	51,980	15,380	22.8%	COPR	HORWITH	CEFX35811
10/30/08	12/01/08	005123761	63308	67,240	51,320	15,920	23.7%	COPR	HORWITH	CEFX35811
10/30/08	12/01/08	005123762	63309	47,080	50,360	(3,280)	-7.0%	COPR	HORWITH	CEFX35811
10/30/08	12/01/08	005123763	63310	52,640	50,240	2,400	4.6%	COPR	HORWITH	JTLX262
10/30/08	12/01/08	005123764	63311	23,380	51,640	(28,260)	-120.9%	COPR	HORWITH	CEFX35811
10/30/08	12/01/08	005123765	63312	68,620	50,540	18,080	26.3%	COPR	HORWITH	CHUX265
10/31/08	12/01/08	005123766	63313	68,620	50,620	18,000	26.2%	COPR	HORWITH	NDYX320335
10/31/08	12/01/08	005123767	63314	45,260	51,360	(6,100)	-13.5%	COPR	HORWITH	NDYX320335
10/31/08	12/01/08	005123768	63315	69,060	50,260	18,800	27.2%	COPR	HORWITH	NDYX320335
10/31/08	12/01/08	005123769	63316	22,160	50,540	(28,380)	-128.1%	COPR	HORWITH	NDYX320335
10/31/08	12/01/08	005123770	63317	53,420	50,080	3,340	6.3%	COPR	HORWITH	JTLX30102
10/31/08	12/01/08	005123771	63318	66,440	50,480	15,960	24.0%	COPR	HORWITH	JTLX30102
10/31/08	12/01/08	005123772	63319	68,060	49,520	18,540	27.2%	COPR	HORWITH	JTLX30102
10/31/08	12/01/08	005123773	63320	14,560	50,880	(36,320)	-249.5%	COPR	HORWITH	JTLX30102
10/31/08	12/01/08	005123774	63321	69,060	49,820	19,240	27.9%	COPR	HORWITH	CITX300160
10/31/08	12/01/08	005123775	63322	67,300	50,380	16,920	25.1%	COPR	HORWITH	CITX300160
10/31/08	12/01/08	005123776	63323	29,220	49,920	(20,700)	-70.8%	COPR	HORWITH	CITX300160
10/31/08	12/01/08	005123777	63324	29,220	49,900	(20,680)	-70.8%	COPR	HORWITH	CITX300160
10/31/08	12/01/08	005123778	63325	51,380	50,640	740	1.4%	COPR	HORWITH	JTLX105
10/31/08	12/01/08	005123779	63326	68,140	50,140	18,000	26.4%	COPR	HORWITH	JTLX105
10/31/08	12/01/08	005123780	63327	14,200	49,500	(35,300)	-248.6%	COPR	HORWITH	JTLX105
10/31/08	12/01/08	005123781	63328	67,140	48,520	18,620	27.7%	COPR	HORWITH	JTLX105
10/31/08	12/01/08	005123782	63329	68,340	50,680	17,660	25.8%	COPR	HORWITH	CITX300154
10/31/08	12/01/08	005123783	63330	69,040	50,880	18,160	26.3%	COPR	HORWITH	CITX300154

HONEYWELL SA-7 USE HAZARDOUS WASTE TRACKING (2006)										
Date Shipped	Date of Return Manifest	State Manifest	Man. Doc #	Facilty Manifest Weight (lbs)	Estimated Weight (lbs)	Manifest - Estimate (lbs)	Manifest - Estimate (%)	Material	Transporter	RAILCAR #
10/31/08	12/01/08	005123784	63331	33,760	51,040	(17,280)	-51.2%	COPR	HORWITH	CITX300154
10/31/08	12/01/08	005123785	63332	33,760	51,280	(17,520)	-51.9%	COPR	HORWITH	CITX300154
10/31/08	12/01/08	005123786	63333	24,140	50,180	(26,040)	-107.9%	COPR	HORWITH	CEFX35806
10/31/08	12/01/08	005123787	63334	66,620	50,080	16,540	24.8%	COPR	HORWITH	CEFX35806
10/31/08	12/01/08	005123788	63335	76,720	49,440	27,280	35.6%	COPR	HORWITH	CEFX35806
10/31/08	12/01/08	005123789	63336	31,440	48,940	(17,500)	-55.7%	COPR	HORWITH	CEFX35806
10/31/08	12/01/08	005123790	63337	27,520	49,100	(21,580)	-78.4%	COPR	HORWITH	CEFX35836
10/31/08	12/01/08	005123791	63338	67,000	50,780	16,220	24.2%	COPR	HORWITH	CEFX35836
10/31/08	12/01/08	005123792	63339	67,380	51,100	16,280	24.2%	COPR	HORWITH	CEFX35836
10/31/08	12/01/08	005123793	63340	42,900	51,760	(8,860)	-20.7%	COPR	HORWITH	CEFX35836
10/31/08	12/01/08	005123794	63341	68,700	50,700	18,000	26.2%	COPR	HORWITH	CEFX35248
10/31/08	12/01/08	005123795	63342	24,540	49,560	(25,020)	-102.0%	COPR	HORWITH	CEFX35248
10/31/08	12/01/08	005123796	63343	69,180	50,580	18,600	26.9%	COPR	HORWITH	CEFX35248
10/31/08	12/01/08	005123797	63344	18,500	50,540	(32,040)	-173.2%	COPR	HORWITH	CHUX251
10/31/08	12/01/08	005123798	63345	39,600	51,980	(12,380)	-31.3%	COPR	HORWITH	CEFX35248
10/31/08	12/01/08	005123799	63346	67,260	51,800	15,460	23.0%	COPR	HORWITH	CHUX251
10/31/08	12/01/08	005123800	63347	34,080	49,440	(15,360)	-45.1%	COPR	HORWITH	CEFX35849
10/31/08	12/01/08	005123801	63348	67,360	49,160	18,200	27.0%	COPR	HORWITH	CEFX35849
10/31/08	12/01/08	005123802	63349	76,260	50,660	25,600	33.6%	COPR	HORWITH	CEFX35849
10/31/08	12/01/08	005123803	63350	20,520	50,740	(30,220)	-147.3%	COPR	HORWITH	CEFX35849
10/31/08	12/01/08	005123804	63351	36,020	49,600	(13,580)	-37.7%	COPR	HORWITH	JTLX30124
10/31/08	12/01/08	005123805	63352	68,640	49,720	18,920	27.6%	COPR	HORWITH	JTLX30124
10/31/08	12/01/08	005123806	63353	67,940	50,780	17,160	25.3%	COPR	HORWITH	JTLX30124
10/31/08	12/01/08	005123807	63354	31,440	51,740	(20,300)	-64.6%	COPR	HORWITH	JTLX30124
10/31/08	12/01/08	005123808	63355	76,980	50,040	26,940	35.0%	COPR	HORWITH	JTLX30163
10/31/08	12/01/08	005123809	63356	28,880	52,500	(23,620)	-81.8%	COPR	HORWITH	JTLX30163
10/31/08	12/01/08	005123810	63357	67,600	51,160	16,440	24.3%	COPR	HORWITH	JTLX30163
10/31/08	12/01/08	005123811	63358	76,840	52,000	24,840	32.3%	COPR	HORWITH	CHUX251
10/31/08	12/01/08	005123812	63359	31,960	51,940	(19,980)	-62.5%	COPR	HORWITH	JTLX30163
10/31/08	12/01/08	005123813	63360	39,180	49,520	(10,340)	-26.4%	COPR	HORWITH	CHUX251
10/31/08	12/01/08	005123814	63361	67,260	49,940	17,320	25.8%	COPR	HORWITH	JTLX30159
10/31/08	12/01/08	005123815	63362	29,280	51,580	(22,300)	-76.2%	COPR	HORWITH	JTLX30159
10/31/08	12/01/08	005123816	63363	75,700	50,560	25,140	33.2%	COPR	HORWITH	JTLX30159
10/31/08	12/01/08	005123817	63364	29,300	50,440	(21,140)	-72.2%	COPR	HORWITH	JTLX30159
10/31/08	12/01/08	005123818	63365	37,640	50,100	(12,460)	-33.1%	COPR	HORWITH	CHUX261
10/31/08	12/01/08	005123819	63366	77,160	50,320	26,840	34.8%	COPR	HORWITH	CHUX261
10/31/08	12/01/08	005123820	63367	68,400	50,720	17,680	25.8%	COPR	HORWITH	CHUX261
10/31/08	12/01/08	005123821	63368	17,120	51,300	(34,180)	-199.6%	COPR	HORWITH	CHUX261
10/31/08	12/01/08	005123822	63369	66,640	51,380	15,260	22.9%	COPR	HORWITH	JTLX30150
10/31/08	12/01/08	005123823	63370	37,920	50,260	(12,340)	-32.5%	COPR	HORWITH	JTLX30150
10/31/08	12/01/08	005123824	63371	67,180	50,000	17,180	25.6%	COPR	HORWITH	JTLX30150
10/31/08	12/01/08	005123825	63372	37,920	51,080	(13,160)	-34.7%	COPR	HORWITH	JTLX30150
10/31/08	12/01/08	005123826	63373	33,920	52,280	(18,360)	-54.1%	COPR	HORWITH	CHUX265
10/31/08	12/01/08	005123827	63374	33,920	51,940	(18,020)	-53.1%	COPR	HORWITH	CHUX265
10/31/08	12/01/08	005123828	63375	67,340	51,840	15,500	23.0%	COPR	HORWITH	CHUX265
10/31/08	12/01/08	005123829	63376	55,500	51,940	3,560	6.4%	COPR	HORWITH	CHUX114
10/31/08	12/01/08	005123830	63377	76,420	50,840	25,580	33.5%	COPR	HORWITH	CHUX114
10/31/08	12/11/08	005123831	63378	67,240	51,560	15,680	23.3%	COPR	HORWITH	CHUX151
10/31/08	12/01/08	005123832	63379	9,180	52,140	(42,960)	-468.0%	COPR	HORWITH	CHUX114
10/31/08	12/01/08	005123833	63380	66,880	51,200	15,680	23.4%	COPR	HORWITH	CHUX114

11/21/04	**SITE TONS (Month)**	**OCT SUB-TOTAL:**	76,586,780	76,625,100	(38,320)	-0.05%
08/11/26	**TONS (Site)**	**CUMULATIVE TOTAL:**	670,600,313	676,878,640	(6,278,327)	-0.94%
01/06/18	**TONS (Facility)**	**CUMULATIVE TOTAL:**	670,600,313	676,878,640	(6,278,327)	-0.94%

11/03/08	12/11/08	005123835	63381	62,660	51,040	11,620	18.5%	COPR	HORWITH	CITX300163
11/03/08	12/11/08	005123836	63382	77,200	49,420	27,780	36.0%	COPR	HORWITH	CITX300163
11/03/08	12/11/08	005123837	63383	31,380	50,040	(18,660)	-59.5%	COPR	HORWITH	CITX300163
11/03/08	12/11/08	005123838	63384	31,360	50,560	(19,200)	-61.2%	COPR	HORWITH	CITX300163
11/03/08	12/11/08	005123839	63385	43,220	51,700	(8,480)	-19.6%	COPR	HORWITH	CEFX35816
11/03/08	12/11/08	005123840	63386	67,460	50,520	16,940	25.1%	COPR	HORWITH	CEFX35816
11/03/08	12/11/08	005123841	63387	76,100	49,920	26,180	34.4%	COPR	HORWITH	CEFX35816
11/03/08	12/11/08	005123842	63388	20,540	51,440	(30,900)	-150.4%	COPR	HORWITH	CEFX35816
11/03/08	12/11/08	005123843	63389	46,920	51,320	(4,400)	-9.4%	COPR	HORWITH	CHUX319
11/03/08	12/11/08	005123844	63390	66,500	51,580	14,920	22.4%	COPR	HORWITH	CHUX319
11/03/08	12/11/08	005123845	63391	66,200	51,440	14,760	22.3%	COPR	HORWITH	CHUX319
11/03/08	12/11/08	005123846	63392	24,320	52,120	(27,800)	-114.3%	COPR	HORWITH	CHUX319
11/03/08	12/11/08	005123847	63393	46,260	50,740	(4,480)	-9.7%	COPR	HORWITH	NDYX320329
11/03/08	12/11/08	005123848	63394	67,280	50,580	16,700	24.8%	COPR	HORWITH	NDYX320329
11/03/08	12/11/08	005123849	63395	66,860	50,040	16,820	25.2%	COPR	HORWITH	NDYX320329
11/03/08	12/11/08	005123850	63396	21,080	50,940	(29,860)	-141.7%	COPR	HORWITH	NDYX320329
11/03/08	12/11/08	005123851	63397	37,360	51,960	(14,600)	-39.1%	COPR	HORWITH	NDYX320437
11/03/08	12/11/08	005123852	63398	76,340	50,000	26,340	34.5%	COPR	HORWITH	NDYX320437
11/03/08	12/11/08	005123853	63399	21,760	50,660	(28,900)	-132.8%	COPR	HORWITH	NDYX320437

HONEYWELL SA-7 USE HAZARDOUS WASTE TRACKING (2006)										
Date Shipped	Date of Return Manifest	State Manifest	Man. Doc #	Facilty Manifest Weight (lbs)	Estimated Weight (lbs)	Manifest - Estimate (lbs)	Manifest - Estimate (%)	Material	Transporter	RAILCAR #
11/03/08	12/11/08	005123854	63400	68,160	49,920	18,240	26.8%	COPR	HORWITH	NDYX320437
11/03/08	12/11/08	005123855	63401	6,900	50,660	(43,760)	-634.2%	COPR	HORWITH	JTLX30142
11/03/08	12/11/08	005123856	63402	68,060	48,720	19,340	28.4%	COPR	HORWITH	JTLX30142
11/03/08	12/11/08	005123857	63403	68,440	49,940	18,500	27.0%	COPR	HORWITH	JTLX30142
11/03/08	12/11/08	005123858	63404	58,020	50,380	7,640	13.2%	COPR	HORWITH	JTLX30142
11/03/08	12/11/08	005123859	63405	19,240	50,080	(30,840)	-160.3%	COPR	HORWITH	CHUX232
11/03/08	12/11/08	005123860	63406	68,660	48,620	20,040	29.2%	COPR	HORWITH	CHUX232
11/03/08	12/11/08	005123861	63407	68,240	49,840	18,400	27.0%	COPR	HORWITH	CHUX232
11/03/08	12/11/08	005123862	63408	50,860	50,280	580	1.1%	COPR	HORWITH	CHUX232
11/03/08	12/11/08	005123863	63409	76,540	48,020	28,520	37.3%	COPR	HORWITH	CITX300109
11/03/08	12/11/08	005123864	63410	68,580	48,340	20,240	29.5%	COPR	HORWITH	CITX300109
11/03/08	12/11/08	005123865	63411	22,640	49,660	(27,020)	-119.3%	COPR	HORWITH	CITX300109
11/03/08	12/11/08	005123866	63412	22,640	51,060	(28,420)	-125.5%	COPR	HORWITH	CITX300109
11/03/08	12/11/08	005123867	63413	68,120	52,280	15,840	23.3%	COPR	HORWITH	CHUX254
11/03/08	12/11/08	005123868	63414	33,380	51,540	(18,160)	-54.4%	COPR	HORWITH	CHUX254
11/03/08	12/11/08	005123869	63415	67,380	51,380	16,000	23.7%	COPR	HORWITH	CHUX254
11/03/08	12/11/08	005123870	63416	36,760	50,460	(13,700)	-37.3%	COPR	HORWITH	CHUX254
11/03/08	12/16/08	005123871	63417	25,160	50,740	(25,580)	-101.7%	COPR	HORWITH	CHUX241
11/03/08	12/16/08	005123872	63418	67,820	51,800	16,020	23.6%	COPR	HORWITH	CHUX241
11/03/08	12/16/08	005123873	63419	76,780	49,940	26,840	35.0%	COPR	HORWITH	CHUX241
11/03/08	12/16/08	005123874	63420	40,480	50,220	(9,740)	-24.1%	COPR	HORWITH	CHUX241
11/03/08	12/11/08	005123875	63421	21,960	50,160	(28,200)	-128.4%	COPR	HORWITH	NDYX320320
11/03/08	12/11/08	005123876	63422	67,580	51,580	16,000	23.7%	COPR	HORWITH	NDYX320320
11/03/08	12/11/08	005123877	63423	23,320	50,820	(27,500)	-117.9%	COPR	HORWITH	CEFX35812
11/03/08	12/11/08	005123878	63424	67,760	51,640	16,120	23.8%	COPR	HORWITH	NDYX320320
11/03/08	12/11/08	005123879	63425	42,840	50,460	(7,620)	-17.8%	COPR	HORWITH	NDYX320320
11/03/08	12/11/08	005123880	63426	67,400	52,480	14,920	22.1%	COPR	HORWITH	CEFX35812
11/03/08	12/11/08	005123881	63427	68,360	49,700	18,660	27.3%	COPR	HORWITH	CEFX35812
11/03/08	12/11/08	005123882	63428	44,600	50,200	(5,600)	-12.6%	COPR	HORWITH	CEFX35812
11/03/08	12/11/08	005123883	63429	27,040	49,900	(22,860)	-84.5%	COPR	HORWITH	JTLX30139
11/03/08	12/11/08	005123884	63430	67,480	50,840	16,640	24.7%	COPR	HORWITH	JTLX30139
11/03/08	12/11/08	005123885	63431	67,500	51,360	16,140	23.9%	COPR	HORWITH	JTLX30139
11/03/08	12/11/08	005123886	63432	38,880	51,080	(12,200)	-31.4%	COPR	HORWITH	JTLX30139
11/03/08	12/11/08	005123887	63433	68,200	50,780	17,420	25.5%	COPR	HORWITH	CEFX35244
11/03/08	12/11/08	005123888	63434	30,080	50,220	(20,140)	-67.0%	COPR	HORWITH	CEFX35244
11/03/08	12/11/08	005123889	63435	38,900	51,300	(12,400)	-31.9%	COPR	HORWITH	CEFX35244
11/03/08	12/11/08	005123890	63436	16,140	50,580	(34,440)	-213.4%	COPR	HORWITH	CITX300034
11/03/08	12/11/08	005123891	63437	66,200	50,940	15,260	23.1%	COPR	HORWITH	CEFX35244
11/03/08	12/11/08	005123892	63438	66,880	52,040	14,840	22.2%	COPR	HORWITH	CITX300034
11/03/08	12/11/08	005123893	63439	68,160	52,360	15,800	23.2%	COPR	HORWITH	CITX300034
11/03/08	12/11/08	005123894	63440	55,540	52,600	2,940	5.3%	COPR	HORWITH	CITX300034
11/03/08	12/11/08	005123895	63441	68,040	48,720	19,320	28.4%	COPR	HORWITH	CITX300136
11/03/08	12/11/08	005123896	63442	12,220	52,360	(40,140)	-328.5%	COPR	HORWITH	CITX300136
11/03/08	12/11/08	005123897	63443	67,860	51,180	16,680	24.6%	COPR	HORWITH	CITX300136
11/03/08	12/11/08	005123900	63444	75,960	51,180	24,780	32.6%	COPR	HORWITH	CHUX151
11/03/08	12/11/08	005123901	63445	32,060	52,140	(20,080)	-62.6%	COPR	HORWITH	CHUX151
11/03/08	12/11/08	005123902	63446	51,120	51,960	(840)	-1.6%	COPR	HORWITH	CITX300136
11/03/08	12/11/08	005123903	63447	32,060	51,300	(19,240)	-60.0%	COPR	HORWITH	CHUX151
11/03/08	12/11/08	005123904	63448	25,700	50,020	(24,320)	-94.6%	COPR	HORWITH	JTLX30160
11/04/08	12/11/08	005123905	63449	68,900	51,620	17,280	25.1%	COPR	HORWITH	CHUX225
11/04/08	12/11/08	005123906	63450	67,020	51,480	15,540	23.2%	COPR	HORWITH	CHUX225
11/04/08	12/11/08	005123907	63451	34,260	51,440	(17,180)	-50.1%	COPR	HORWITH	CHUX225
11/04/08	12/11/08	005123908	63452	34,260	51,380	(17,120)	-50.0%	COPR	HORWITH	CHUX225
11/04/08	12/11/08	005123909	63453	76,740	52,100	24,640	32.1%	COPR	HORWITH	CEFX35821
11/04/08	12/11/08	005123910	63454	68,320	50,420	17,900	26.2%	COPR	HORWITH	CEFX35821
11/04/08	12/11/08	005123911	63455	34,240	51,100	(16,860)	-49.2%	COPR	HORWITH	CEFX35821
11/04/08	12/11/08	005123912	63456	34,260	51,740	(17,480)	-51.0%	COPR	HORWITH	CEFX35821
11/04/08	12/11/08	005123913	63457	51,700	51,460	240	0.5%	COPR	HORWITH	JTLX30141
11/04/08	12/11/08	005123914	63458	69,020	50,720	18,300	26.5%	COPR	HORWITH	JTLX30141
11/04/08	12/11/08	005123915	63459	67,060	51,140	15,920	23.7%	COPR	HORWITH	JTLX30141
11/04/08	12/11/08	005123916	63460	13,740	50,960	(37,220)	-270.9%	COPR	HORWITH	JTLX30141
11/04/08	12/11/08	005123917	63461	78,240	50,060	28,180	36.0%	COPR	HORWITH	JTLX30160
11/04/08	12/11/08	005123918	63462	78,900	51,200	27,700	35.1%	COPR	HORWITH	JTLX30160
11/04/08	12/11/08	005123919	63463	26,620	51,560	(24,940)	-93.7%	COPR	HORWITH	JTLX30160
11/04/08	12/11/08	005123920	63464	42,460	50,960	(8,500)	-20.0%	COPR	HORWITH	CHUX157
11/04/08	12/11/08	005123921	63465	68,560	52,060	16,500	24.1%	COPR	HORWITH	CHUX157
11/04/08	12/11/08	005123922	63466	66,900	51,420	15,480	23.1%	COPR	HORWITH	CHUX157
11/04/08	12/11/08	005123923	63467	27,920	51,740	(23,820)	-85.3%	COPR	HORWITH	CHUX157
11/04/08	12/11/08	005123924	63468	23,760	50,040	(26,280)	-110.6%	COPR	HORWITH	CHUX252
11/04/08	12/11/08	005123925	63469	76,760	50,360	26,400	34.4%	COPR	HORWITH	CHUX252
11/04/08	12/11/08	005123926	63470	68,020	50,400	17,620	25.9%	COPR	HORWITH	CHUX252
11/04/08	12/11/08	005123927	63471	26,020	48,920	(22,900)	-88.0%	COPR	HORWITH	CHUX252
11/04/08	12/11/08	005123928	63472	51,800	50,380	1,420	2.7%	COPR	HORWITH	CHUX236
11/04/08	12/11/08	005123929	63473	67,460	49,080	18,380	27.2%	COPR	HORWITH	CHUX236

Honeywell

HONEYWELL SA-7 USE HAZARDOUS WASTE TRACKING (2006)										
Date Shipped	Date of Return Manifest	State Manifest	Man. Doc #	Facilty Manifest Weight (lbs)	Estimated Weight (lbs)	Manifest - Estimate (lbs)	Manifest - Estimate (%)	Material	Transporter	RAILCAR #
11/04/08	12/11/08	005123930	63474	38,080	50,700	(12,620)	-33.1%	COPR	HORWITH	CHUX236
11/04/08	12/11/08	005123931	63475	38,080	50,360	(12,280)	-32.2%	COPR	HORWITH	CHUX236
11/04/08	12/11/08	005123932	63476	67,880	52,080	15,800	23.3%	COPR	HORWITH	CHUX105
11/04/08	12/11/08	005123933	63477	53,080	49,380	3,700	7.0%	COPR	HORWITH	CHUX105
11/04/08	12/11/08	005123934	63478	40,200	51,880	(11,680)	-29.1%	COPR	HORWITH	CITX300129
11/04/08	12/11/08	005123935	63479	15,480	51,620	(36,140)	-233.5%	COPR	HORWITH	CHUX105
11/04/08	12/11/08	005123936	63480	66,280	50,480	15,800	23.8%	COPR	HORWITH	CHUX105
11/04/08	12/11/08	005123937	63481	65,940	49,540	16,400	24.9%	COPR	HORWITH	CITX300129
11/04/08	12/11/08	005123938	63482	67,240	51,820	15,420	22.9%	COPR	HORWITH	CITX300129
11/04/08	12/11/08	005123939	63483	53,200	50,900	2,300	4.3%	COPR	HORWITH	CHUX246
11/04/08	12/11/08	005123940	63484	68,540	50,420	18,120	26.4%	COPR	HORWITH	CHUX246
11/04/08	12/11/08	005123941	63485	68,640	51,160	17,480	25.5%	COPR	HORWITH	CHUX246
11/04/08	12/11/08	005123942	63486	14,100	51,960	(37,860)	-268.5%	COPR	HORWITH	CHUX246
11/04/08	12/11/08	005123943	63487	14,040	50,980	(36,940)	-263.1%	COPR	HORWITH	CHUX143
11/04/08	12/11/08	005123944	63488	67,120	48,840	18,280	27.2%	COPR	HORWITH	CHUX143
11/04/08	12/11/08	005123945	63489	67,900	51,280	16,620	24.5%	COPR	HORWITH	CHUX143
11/04/08	12/11/08	005123946	63490	52,880	51,040	1,840	3.5%	COPR	HORWITH	CHUX143
11/04/08	12/11/08	005123947	63491	68,300	51,740	16,560	24.2%	COPR	HORWITH	CITX300119
11/04/08	12/11/08	005123948	63492	19,800	52,040	(32,240)	-162.8%	COPR	HORWITH	CITX300119
11/04/08	12/11/08	005123949	63493	66,700	52,240	14,460	21.7%	COPR	HORWITH	CITX300119
11/04/08	12/11/08	005123950	63494	52,840	51,260	1,580	3.0%	COPR	HORWITH	CITX300119
11/04/08	12/11/08	005123951	63495	12,120	50,760	(38,640)	-318.8%	COPR	HORWITH	CHUX147
11/04/08	12/11/08	005123952	63496	76,700	50,700	26,000	33.9%	COPR	HORWITH	CHUX147
11/04/08	12/11/08	005123953	63497	67,120	51,720	15,400	22.9%	COPR	HORWITH	CHUX147
11/04/08	12/11/08	005123954	63498	48,500	51,880	(3,380)	-7.0%	COPR	HORWITH	CHUX147
11/04/08	12/11/08	005123955	63499	66,840	52,200	14,640	21.9%	COPR	HORWITH	CHUX190
11/04/08	12/11/08	005123956	63500	31,800	50,480	(18,680)	-58.7%	COPR	HORWITH	CHUX190
11/04/08	12/11/08	005123957	63501	75,780	51,040	24,740	32.6%	COPR	HORWITH	CHUX190
11/04/08	12/11/08	005123958	63502	31,800	52,240	(20,440)	-64.3%	COPR	HORWITH	CHUX190
11/04/08	12/11/08	005123959	63503	32,180	51,220	(19,040)	-59.2%	COPR	HORWITH	CITX300129
11/04/08	12/11/08	005123960	63504	26,640	52,020	(25,380)	-95.3%	COPR	HORWITH	CHUX295
11/04/08	12/11/08	005123961	63505	69,080	51,120	17,960	26.0%	COPR	HORWITH	CHUX295
11/04/08	12/11/08	005123962	63506	41,920	50,940	(9,020)	-21.5%	COPR	HORWITH	CHUX295
11/04/08	12/11/08	005123963	63507	67,840	52,400	15,440	22.8%	COPR	HORWITH	CHUX295
11/04/08	12/11/08	005123964	63508	76,520	51,760	24,760	32.4%	COPR	HORWITH	CEFX35825
11/04/08	12/11/08	005123965	63509	67,040	51,540	15,500	23.1%	COPR	HORWITH	JTLX30157
11/04/08	12/11/08	005123966	63510	67,780	50,380	17,400	25.7%	COPR	HORWITH	JTLX30157
11/04/08	12/11/08	005123967	63511	76,280	51,220	25,060	32.9%	COPR	HORWITH	CEFX35825
11/04/08	12/11/08	005123968	63512	25,840	51,520	(25,680)	-99.4%	COPR	HORWITH	CEFX35825
11/04/08	12/11/08	005123969	63513	25,860	50,700	(24,840)	-96.1%	COPR	HORWITH	CEFX35825
11/04/08	12/11/08	005123970	63514	38,340	50,680	(12,340)	-32.2%	COPR	HORWITH	JTLX30157
11/04/08	12/11/08	005123971	63515	43,740	50,280	(6,540)	-15.0%	COPR	HORWITH	CITX300116
11/04/08	12/11/08	005123972	63516	38,340	52,280	(13,940)	-36.4%	COPR	HORWITH	JTLX30157
11/05/08	12/11/08	005123973	63517	16,860	49,940	(33,080)	-196.2%	COPR	HORWITH	CHUX236
11/05/08	12/11/08	005123974	63518	67,860	51,180	16,680	24.6%	COPR	HORWITH	CHUX236
11/05/08	12/11/08	005123975	63519	67,800	51,500	16,300	24.0%	COPR	HORWITH	CHUX236
11/05/08	12/11/08	005123976	63520	50,620	51,600	(980)	-1.9%	COPR	HORWITH	CHUX236
11/05/08	12/11/08	005123977	63521	75,580	50,580	25,000	33.1%	COPR	HORWITH	CEFX35830
11/05/08	12/11/08	005123978	63522	75,920	51,700	24,220	31.9%	COPR	HORWITH	CEFX35830
11/05/08	12/11/08	005123979	63523	25,260	52,640	(27,380)	-108.4%	COPR	HORWITH	CEFX35830
11/05/08	12/11/08	005123980	63524	25,280	50,340	(25,060)	-99.1%	COPR	HORWITH	CEFX35830
11/05/08	12/11/08	005123981	63525	45,660	51,640	(5,980)	-13.1%	COPR	HORWITH	CHUX288
11/05/08	12/11/08	005123982	63526	76,120	52,380	23,740	31.2%	COPR	HORWITH	CHUX288
11/05/08	12/11/08	005123983	63527	75,600	51,840	23,760	31.4%	COPR	HORWITH	CHUX288
11/05/08	12/11/08	005123984	63528	13,760	52,220	(38,460)	-279.5%	COPR	HORWITH	CHUX288
11/05/08	12/11/08	005123985	63529	17,440	50,480	(33,040)	-189.4%	COPR	HORWITH	CHUX164
11/05/08	12/11/08	005123986	63530	75,740	48,520	27,220	35.9%	COPR	HORWITH	CHUX164
11/05/08	12/11/08	005123987	63531	75,520	50,840	24,680	32.7%	COPR	HORWITH	CHUX164
11/05/08	12/11/08	005123988	63532	30,440	49,480	(19,040)	-62.5%	COPR	HORWITH	CHUX164
11/05/08	12/11/08	005123989	63533	63,600	51,860	11,740	18.5%	COPR	HORWITH	CITX300159
11/05/08	12/11/08	005123990	63534	67,600	50,060	17,540	25.9%	COPR	HORWITH	CITX300159
11/05/08	12/11/08	005123991	63535	33,980	51,560	(17,580)	-51.7%	COPR	HORWITH	CITX300159
11/05/08	12/11/08	005123992	63536	58,760	50,520	8,240	14.0%	COPR	HORWITH	JTLX30173
11/05/08	12/11/08	005123993	63537	34,000	50,560	(16,560)	-48.7%	COPR	HORWITH	CITX300159
11/05/08	12/11/08	005123994	63538	69,180	51,280	17,900	25.9%	COPR	HORWITH	JTLX30173
11/05/08	12/11/08	005123995	63539	67,600	50,540	17,060	25.2%	COPR	HORWITH	JTLX30173
11/05/08	12/11/08	005123996	63540	6,120	51,800	(45,680)	-746.4%	COPR	HORWITH	JTLX30173
11/05/08	12/11/08	005123997	63541	76,780	50,040	26,740	34.8%	COPR	HORWITH	CITX300116
11/05/08	12/11/08	005123998	63542	68,640	50,540	18,100	26.4%	COPR	HORWITH	CITX300116
11/05/08	12/11/08	005123999	63543	56,100	50,580	5,520	9.8%	COPR	HORWITH	CHUX138
11/05/08	12/11/08	005124000	63544	76,120	51,640	24,480	32.2%	COPR	HORWITH	CHUX138
11/05/08	12/11/08	005124001	63545	9,560	51,020	(41,460)	-433.7%	COPR	HORWITH	CITX300116
11/05/08	12/11/08	005124002	63546	35,100	51,420	(16,320)	-46.5%	COPR	HORWITH	CHUX138
11/05/08	12/11/08	005124003	63547	35,120	51,420	(16,300)	-46.4%	COPR	HORWITH	CHUX138

HONEYWELL SA-7 USE HAZARDOUS WASTE TRACKING (2006)										
Date Shipped	Date of Return Manifest	State Manifest	Man. Doc #	Facilty Manifest Weight (lbs)	Estimated Weight (lbs)	Manifest - Estimate (lbs)	Manifest - Estimate (%)	Material	Transporter	RAILCAR #
11/05/08	12/11/08	005124004	63548	16,160	51,320	(35,160)	-217.6%	COPR	HORWITH	CEFX35802
11/05/08	12/11/08	005124005	63549	69,220	49,660	19,560	28.3%	COPR	HORWITH	CEFX35802
11/05/08	12/11/08	005124006	63550	69,020	51,160	17,860	25.9%	COPR	HORWITH	CEFX35802
11/05/08	12/11/08	005124007	63551	15,980	50,340	(34,360)	-215.0%	COPR	HORWITH	CITX300113
11/05/08	12/11/08	005124008	63552	66,640	48,020	18,620	27.9%	COPR	HORWITH	CITX300113
11/05/08	12/11/08	005124009	63553	66,080	51,100	14,980	22.7%	COPR	HORWITH	CITX300113
11/05/08	12/11/08	005124010	63554	49,640	51,380	(1,740)	-3.5%	COPR	HORWITH	CITX300113
11/05/08	12/11/08	005124011	63555	36,020	52,720	(16,700)	-46.4%	COPR	HORWITH	CEFX35842
11/05/08	12/11/08	005124012	63556	67,900	48,720	19,180	28.2%	COPR	HORWITH	CEFX35842
11/05/08	12/11/08	005124013	63557	68,040	52,160	15,880	23.3%	COPR	HORWITH	CEFX35842
11/05/08	12/11/08	005124014	63558	32,980	51,860	(18,880)	-57.2%	COPR	HORWITH	CEFX35842
11/05/08	12/11/08	005124015	63559	38,660	51,260	(12,600)	-32.6%	COPR	HORWITH	JTLX30126
11/05/08	12/11/08	005124016	63560	21,080	51,920	(30,840)	-146.3%	COPR	HORWITH	CHUX141
11/05/08	12/11/08	005124017	63561	69,020	52,280	16,740	24.3%	COPR	HORWITH	JTLX30126
11/05/08	12/11/08	005124018	63562	68,120	52,300	15,820	23.2%	COPR	HORWITH	JTLX30126
11/05/08	12/11/08	005124019	63563	31,960	51,440	(19,480)	-61.0%	COPR	HORWITH	JTLX30126
11/05/08	12/11/08	005124020	63564	75,080	49,840	25,240	33.6%	COPR	HORWITH	CHUX141
11/05/08	12/11/08	005124021	63565	77,060	50,980	26,080	33.8%	COPR	HORWITH	CHUX141
11/05/08	12/11/08	005124022	63566	30,360	51,840	(21,480)	-70.8%	COPR	HORWITH	CHUX141
11/05/08	12/11/08	005124023	63567	21,080	52,120	(31,040)	-147.2%	COPR	HORWITH	CITX300166
11/05/08	12/11/08	005124024	63568	67,840	51,300	16,540	24.4%	COPR	HORWITH	CITX300166
11/05/08	12/11/08	005124025	63569	67,560	49,860	17,700	26.2%	COPR	HORWITH	CITX300166
11/05/08	12/11/08	005124026	63570	46,900	52,280	(5,380)	-11.5%	COPR	HORWITH	CITX300166
11/05/08	12/11/08	005124027	63571	46,900	51,820	(4,920)	-10.5%	COPR	HORWITH	CEFX35802
11/05/08	12/11/08	005124028	63572	34,860	51,720	(16,860)	-48.4%	COPR	HORWITH	JTLX30143
11/05/08	12/11/08	005124029	63573	76,120	51,760	24,360	32.0%	COPR	HORWITH	JTLX30143
11/05/08	12/11/08	005124030	63574	76,080	50,960	25,120	33.0%	COPR	HORWITH	JTLX30143
11/05/08	12/11/08	005124031	63575	10,580	50,660	(40,080)	-378.8%	COPR	HORWITH	CEFX35839
11/05/08	12/11/08	005124032	63576	15,000	48,700	(33,700)	-224.7%	COPR	HORWITH	JTLX30143
11/05/08	12/11/08	005124033	63577	66,160	50,320	15,840	23.9%	COPR	HORWITH	CEFX35839
11/05/08	12/11/08	005124034	63578	67,460	52,360	15,100	22.4%	COPR	HORWITH	CEFX35839
11/05/08	12/11/08	005124035	63579	53,380	49,620	3,760	7.0%	COPR	HORWITH	CEFX35839
11/05/08	12/11/08	005124036	63580	37,780	51,420	(13,640)	-36.1%	COPR	HORWITH	JTLX30134
11/05/08	12/11/08	005124037	63581	66,120	50,440	15,680	23.7%	COPR	HORWITH	JTLX30134
11/05/08	12/11/08	005124038	63582	67,700	52,260	15,440	22.8%	COPR	HORWITH	JTLX30134
11/05/08	12/11/08	005124039	63583	21,740	51,400	(29,660)	-136.4%	COPR	HORWITH	CITX300164
11/05/08	12/11/08	005124040	63584	37,800	52,140	(14,340)	-37.9%	COPR	HORWITH	JTLX30134
11/06/08	12/30/08	005124041	63585	61,860	50,040	11,820	19.1%	COPR	HORWITH	JTLX194
11/06/08	12/30/08	005124042	63586	68,460	49,060	19,400	28.3%	COPR	HORWITH	JTLX194
11/06/08	12/30/08	005124043	63587	33,360	50,920	(17,560)	-52.6%	COPR	HORWITH	JTLX194
11/06/08	12/30/08	005124044	63588	33,380	51,660	(18,280)	-54.8%	COPR	HORWITH	JTLX194
11/06/08	12/11/08	005124045	63589	14,180	51,460	(37,280)	-262.9%	COPR	HORWITH	CHUX182
11/06/08	12/11/08	005124046	63590	76,640	50,220	26,420	34.5%	COPR	HORWITH	CHUX182
11/06/08	12/11/08	005124047	63591	76,640	50,680	25,960	33.9%	COPR	HORWITH	CHUX182
11/06/08	12/11/08	005124048	63592	34,760	50,220	(15,460)	-44.5%	COPR	HORWITH	CHUX182
11/06/08	12/11/08	005124049	63593	13,140	50,920	(37,780)	-287.5%	COPR	HORWITH	CEFX35819
11/06/08	12/11/08	005124050	63594	66,040	51,600	14,440	21.9%	COPR	HORWITH	CEFX35819
11/06/08	12/11/08	005124051	63595	66,380	51,780	14,600	22.0%	COPR	HORWITH	CEFX35819
11/06/08	12/11/08	005124052	63596	21,220	52,360	(31,140)	-146.7%	COPR	HORWITH	JTLX74
11/06/08	12/11/08	005124053	63597	57,400	51,860	5,540	9.7%	COPR	HORWITH	CEFX35819
11/06/08	12/11/08	005124054	63598	66,880	50,500	16,380	24.5%	COPR	HORWITH	CITX300164
11/06/08	12/11/08	005124055	63599	66,080	50,300	15,780	23.9%	COPR	HORWITH	JTLX74
11/06/08	12/11/08	005124056	63600	67,180	50,680	16,500	24.6%	COPR	HORWITH	JTLX74
11/06/08	12/11/08	005124057	63601	48,700	50,180	(1,480)	-3.0%	COPR	HORWITH	JTLX74
11/06/08	12/11/08	005124058	63602	68,700	51,500	17,200	25.0%	COPR	HORWITH	CITX300164
11/06/08	12/11/08	005124059	63603	45,080	50,700	(5,620)	-12.5%	COPR	HORWITH	CITX300164
11/06/08	12/11/08	005124060	63604	38,820	51,940	(13,120)	-33.8%	COPR	HORWITH	JTLX30167
11/06/08	12/11/08	005124061	63605	75,620	50,400	25,220	33.4%	COPR	HORWITH	JTLX30167
11/06/08	12/11/08	005124062	63606	76,600	50,500	26,100	34.1%	COPR	HORWITH	JTLX30167
11/06/08	12/11/08	005124063	63607	10,680	50,740	(40,060)	-375.1%	COPR	HORWITH	JTLX30167
11/06/08	12/11/08	005124064	63608	76,880	51,900	24,980	32.5%	COPR	HORWITH	CITX300106
11/06/08	12/11/08	005124065	63609	20,000	51,300	(31,300)	-156.5%	COPR	HORWITH	CITX300106
11/06/08	12/11/08	005124066	63610	75,720	50,560	25,160	33.2%	COPR	HORWITH	CITX300106
11/06/08	12/11/08	005124067	63611	22,720	52,060	(29,340)	-129.1%	COPR	HORWITH	CITX300115
11/06/08	12/11/08	005124068	63612	66,940	50,340	16,600	24.8%	COPR	HORWITH	CITX300115
11/06/08	12/11/08	005124069	63613	28,100	49,540	(21,440)	-76.3%	COPR	HORWITH	CITX300106
11/06/08	12/11/08	005124070	63614	46,640	52,180	(5,540)	-11.9%	COPR	HORWITH	CITX300115
11/06/08	12/11/08	005124071	63615	66,260	48,640	17,620	26.6%	COPR	HORWITH	CITX300115
11/06/08	12/11/08	005124072	63616	67,040	50,020	17,020	25.4%	COPR	HORWITH	NDYX320344
11/06/08	12/11/08	005124073	63617	75,660	48,880	26,780	35.4%	COPR	HORWITH	NDYX320344
11/06/08	12/11/08	005124074	63618	28,120	51,720	(23,600)	-83.9%	COPR	HORWITH	NDYX320344
11/06/08	12/16/08	005124075	63619	67,360	51,100	16,260	24.1%	COPR	HORWITH	JTLX4051
11/06/08	12/16/08	005124076	63620	68,000	51,860	16,140	23.7%	COPR	HORWITH	JTLX4051
11/06/08	12/16/08	005124077	63621	33,780	50,420	(16,640)	-49.3%	COPR	HORWITH	JTLX4051

Honeywell

HONEYWELL SA-7 USE HAZARDOUS WASTE TRACKING (2006)										
Date Shipped	Date of Return Manifest	State Manifest	Man. Doc #	Facilty Manifest Weight (lbs)	Estimated Weight (lbs)	Manifest - Estimate (lbs)	Manifest - Estimate (%)	Material	Transporter	RAILCAR #
11/06/08	12/11/08	005124078	63622	68,060	51,780	16,280	23.9%	COPR	HORWITH	CITX300161
11/06/08	12/11/08	005124079	63623	10,680	51,780	(41,100)	-384.8%	COPR	HORWITH	CITX300161
11/06/08	12/16/08	005124080	63624	33,780	50,100	(16,320)	-48.3%	COPR	HORWITH	JTLX4051
11/06/08	12/11/08	005124081	63625	68,040	51,180	16,860	24.8%	COPR	HORWITH	CITX300161
11/06/08	12/11/08	005124082	63626	54,680	51,060	3,620	6.6%	COPR	HORWITH	CITX300161
11/06/08	12/11/08	005124083	63627	67,720	51,680	16,040	23.7%	COPR	HORWITH	CHUX289
11/06/08	12/11/08	005124084	63628	76,620	52,460	24,160	31.5%	COPR	HORWITH	CHUX289
11/06/08	12/11/08	005124085	63629	32,820	52,300	(19,480)	-59.4%	COPR	HORWITH	CHUX289
11/06/08	12/11/08	005124086	63630	32,820	52,420	(19,600)	-59.7%	COPR	HORWITH	CHUX289
11/06/08	12/11/08	005124087	63631	67,200	51,220	15,980	23.8%	COPR	HORWITH	CITX300143
11/06/08	12/11/08	005124088	63632	76,580	51,380	25,200	32.9%	COPR	HORWITH	CITX300143
11/06/08	12/11/08	005124089	63633	30,400	51,140	(20,740)	-68.2%	COPR	HORWITH	CITX300143
11/06/08	12/11/08	005124090	63634	30,420	49,940	(19,520)	-64.2%	COPR	HORWITH	CITX300143
11/06/08	12/11/08	005124091	63635	76,240	51,400	24,840	32.6%	COPR	HORWITH	CITX300112
11/06/08	12/11/08	005124092	63636	18,760	51,720	(32,960)	-175.7%	COPR	HORWITH	CITX300112
11/06/08	12/11/08	005124093	63637	68,480	50,800	17,680	25.8%	COPR	HORWITH	CITX300112
11/06/08	12/11/08	005124094	63638	39,740	50,860	(11,120)	-28.0%	COPR	HORWITH	CITX300112
11/06/08	12/11/08	005124095	63639	28,120	51,180	(23,060)	-82.0%	COPR	HORWITH	NDYX320344
11/06/08	12/11/08	005124096	63640	28,780	50,180	(21,400)	-74.4%	COPR	HORWITH	JTLX177
11/06/08	12/11/08	005124097	63641	68,500	51,000	17,500	25.5%	COPR	HORWITH	JTLX177
11/06/08	12/11/08	005124098	63642	67,480	51,340	16,140	23.9%	COPR	HORWITH	JTLX177
11/06/08	12/11/08	005124099	63643	39,900	52,420	(12,520)	-31.4%	COPR	HORWITH	JTLX177
11/06/08	12/11/08	005124100	63644	68,380	51,320	17,060	24.9%	COPR	HORWITH	CEFX35846
11/06/08	12/11/08	005124101	63645	67,840	51,360	16,480	24.3%	COPR	HORWITH	CEFX35846
11/06/08	12/11/08	005124102	63646	38,340	52,440	(14,100)	-36.8%	COPR	HORWITH	JTLX30152
11/06/08	12/11/08	005124103	63647	77,380	51,060	26,320	34.0%	COPR	HORWITH	JTLX30152
11/06/08	12/11/08	005124104	63648	34,040	49,840	(15,800)	-46.4%	COPR	HORWITH	CEFX35846
11/06/08	12/11/08	005124105	63649	34,040	49,480	(15,440)	-45.4%	COPR	HORWITH	CEFX35846
11/06/08	12/11/08	005124106	63650	39,140	48,000	(8,860)	-22.6%	COPR	HORWITH	JTLX30152
11/06/08	12/11/08	005124107	63651	39,140	51,120	(11,980)	-30.6%	COPR	HORWITH	JTLX30152
11/06/08	12/11/08	005124108	63652	32,480	51,900	(19,420)	-59.8%	COPR	HORWITH	JTLX30169
11/07/08	12/11/08	005124109	63653	12,960	49,900	(36,940)	-285.0%	COPR	HORWITH	CHUX112
11/07/08	12/11/08	005124110	63654	66,380	50,580	15,800	23.8%	COPR	HORWITH	CHUX112
11/07/08	12/11/08	005124111	63655	75,740	51,640	24,100	31.8%	COPR	HORWITH	CHUX112
11/07/08	12/11/08	005124112	63656	48,460	50,900	(2,440)	-5.0%	COPR	HORWITH	CHUX112
11/07/08	12/11/08	005124113	63657	27,100	51,160	(24,060)	-88.8%	COPR	HORWITH	JTLX278
11/07/08	12/11/08	005124114	63658	67,740	50,880	16,860	24.9%	COPR	HORWITH	JTLX278
11/07/08	12/11/08	005124115	63659	67,660	51,020	16,640	24.6%	COPR	HORWITH	JTLX278
11/07/08	12/11/08	005124116	63660	41,320	51,680	(10,360)	-25.1%	COPR	HORWITH	JTLX278
11/07/08	12/11/08	005124117	63661	67,900	50,240	17,660	26.0%	COPR	HORWITH	JTLX30169
11/07/08	12/11/08	005124118	63662	65,960	52,360	13,600	20.6%	COPR	HORWITH	JTLX30123
11/07/08	12/11/08	005124119	63663	66,400	52,280	14,120	21.3%	COPR	HORWITH	JTLX30169
11/07/08	12/11/08	005124120	63664	39,020	52,200	(13,180)	-33.8%	COPR	HORWITH	JTLX30169
11/07/08	12/11/08	005124121	63665	31,480	51,400	(19,920)	-63.3%	COPR	HORWITH	JTLX30123
11/07/08	12/11/08	005124122	63666	68,580	52,060	16,520	24.1%	COPR	HORWITH	JTLX30123
11/07/08	12/11/08	005124123	63667	35,200	50,900	(15,700)	-44.6%	COPR	HORWITH	JTLX30123
11/07/08	12/11/08	005124124	63668	12,140	50,620	(38,480)	-317.0%	COPR	HORWITH	CITX300013
11/07/08	12/11/08	005124125	63669	76,200	52,180	24,020	31.5%	COPR	HORWITH	CITX300013
11/07/08	12/11/08	005124126	63670	76,360	49,860	26,500	34.7%	COPR	HORWITH	CITX300013
11/07/08	12/11/08	005124127	63671	19,840	50,340	(30,500)	-153.7%	COPR	HORWITH	CHUX116
11/07/08	12/11/08	005124128	63672	36,960	49,200	(12,240)	-33.1%	COPR	HORWITH	CITX300013
11/07/08	12/11/08	005124129	63673	45,820	49,460	(3,640)	-7.9%	COPR	HORWITH	CHUX116
11/07/08	12/11/08	005124130	63674	67,440	48,080	19,360	28.7%	COPR	HORWITH	CHUX116
11/07/08	12/11/08	005124131	63675	67,500	52,420	15,080	22.3%	COPR	HORWITH	CHUX116
11/07/08	12/11/08	005124132	63676	35,200	51,840	(16,640)	-47.3%	COPR	HORWITH	JTLX30133
11/07/08	12/11/08	005124133	63677	76,440	51,880	24,560	32.1%	COPR	HORWITH	JTLX30133
11/07/08	12/11/08	005124134	63678	68,300	49,500	18,800	27.5%	COPR	HORWITH	JTLX30133
11/07/08	12/11/08	005124135	63679	22,560	51,100	(28,540)	-126.5%	COPR	HORWITH	JTLX30133
11/07/08	12/11/08	005124136	63680	12,820	52,140	(39,320)	-306.7%	COPR	HORWITH	JTLX30148
11/07/08	12/11/08	005124137	63681	56,000	50,200	5,800	10.4%	COPR	HORWITH	JTLX30148
11/07/08	12/11/08	005124138	63682	67,660	49,220	18,440	27.3%	COPR	HORWITH	JTLX30148
11/07/08	12/11/08	005124139	63683	67,240	51,680	15,560	23.1%	COPR	HORWITH	JTLX30148
11/07/08	12/11/08	005124140	63684	35,400	50,180	(14,780)	-41.8%	COPR	HORWITH	JTLX127
11/07/08	12/11/08	005124141	63685	68,040	48,440	19,600	28.8%	COPR	HORWITH	JTLX127
11/07/08	12/11/08	005124142	63686	77,100	50,460	26,640	34.6%	COPR	HORWITH	JTLX127
11/07/08	12/11/08	005124143	63687	65,180	51,000	14,180	21.8%	COPR	HORWITH	CHUX156
11/07/08	12/11/08	005124144	63688	68,760	51,480	17,280	25.1%	COPR	HORWITH	CHUX156
11/07/08	12/11/08	005124145	63689	32,540	51,240	(18,700)	-57.5%	COPR	HORWITH	CHUX156
11/07/08	12/11/08	005124146	63690	32,520	50,840	(18,320)	-56.3%	COPR	HORWITH	CHUX156
11/07/08	12/11/08	005124147	63691	67,800	50,760	17,040	25.1%	COPR	HORWITH	CHUX235
11/07/08	12/11/08	005124148	63692	67,640	50,000	17,640	26.1%	COPR	HORWITH	CHUX235
11/07/08	12/11/08	005124149	63693	33,420	49,980	(16,560)	-49.6%	COPR	HORWITH	CHUX235
11/07/08	12/11/08	005124150	63694	76,320	50,040	26,280	34.4%	COPR	HORWITH	CHUX266
11/07/08	12/11/08	005124151	63695	33,980	52,420	(18,440)	-54.3%	COPR	HORWITH	CHUX266

Honeywell

HONEYWELL SA-7 USE HAZARDOUS WASTE TRACKING (2006)										
Date Shipped	Date of Return Manifest	State Manifest	Man. Doc #	Facilty Manifest Weight (lbs)	Estimated Weight (lbs)	Manifest - Estimate (lbs)	Manifest - Estimate (%)	Material	Transporter	RAILCAR #
11/07/08	12/11/08	005124152	63696	33,420	51,200	(17,780)	-53.2%	COPR	HORWITH	CHUX235
11/07/08	12/11/08	005124153	63697	56,440	52,120	4,320	7.7%	COPR	HORWITH	CHUX266
11/07/08	12/11/08	005124154	63698	34,000	52,520	(18,520)	-54.5%	COPR	HORWITH	CHUX266
11/07/08	12/11/08	005124155	63699	10,140	52,340	(42,200)	-416.2%	COPR	HORWITH	CHUX250
11/07/08	12/11/08	005124156	63700	76,400	52,500	23,900	31.3%	COPR	HORWITH	CHUX250
11/07/08	12/11/08	005124157	63701	67,620	52,380	15,240	22.5%	COPR	HORWITH	CHUX250
11/07/08	12/11/08	005124158	63702	53,580	51,960	1,620	3.0%	COPR	HORWITH	CHUX250
11/07/08	12/11/08	005124159	63703	59,200	52,340	6,860	11.6%	COPR	HORWITH	CHUX171
11/07/08	12/11/08	005124160	63704	68,900	50,780	18,120	26.3%	COPR	HORWITH	CHUX171
11/07/08	12/11/08	005124161	63705	5,520	50,300	(44,780)	-811.2%	COPR	HORWITH	CHUX171
11/07/08	12/11/08	005124162	63706	68,220	49,780	18,440	27.0%	COPR	HORWITH	CHUX171
11/07/08	12/11/08	005124163	63707	40,320	50,940	(10,620)	-26.3%	COPR	HORWITH	JTLX186
11/07/08	12/11/08	005124164	63708	17,680	51,720	(34,040)	-192.5%	COPR	HORWITH	JTLX127
11/07/08	12/11/08	005124165	63709	68,340	51,300	17,040	24.9%	COPR	HORWITH	JTLX186
11/07/08	12/11/08	005124166	63710	67,200	51,260	15,940	23.7%	COPR	HORWITH	JTLX186
11/07/08	12/11/08	005124167	63711	22,960	52,200	(29,240)	-127.4%	COPR	HORWITH	NDYX320472
11/07/08	12/11/08	005124168	63712	26,560	50,880	(24,320)	-91.6%	COPR	HORWITH	JTLX186
11/07/08	12/11/08	005124169	63713	68,440	52,140	16,300	23.8%	COPR	HORWITH	NDYX320472
11/07/08	12/11/08	005124170	63714	46,180	52,280	(6,100)	-13.2%	COPR	HORWITH	NDYX320472
11/07/08	12/11/08	005124171	63715	68,100	51,460	16,640	24.4%	COPR	HORWITH	NDYX320472
11/07/08	12/11/08	005124172	63716	27,400	50,360	(22,960)	-83.8%	COPR	HORWITH	CITX300148
11/07/08	12/11/08	005124173	63717	76,460	52,140	24,320	31.8%	COPR	HORWITH	CITX300148
11/07/08	12/11/08	005124174	63718	67,960	49,520	18,440	27.1%	COPR	HORWITH	CITX300148
11/07/08	12/11/08	005124175	63719	28,020	51,640	(23,620)	-84.3%	COPR	HORWITH	CITX300148
11/07/08	12/11/08	005124176	63720	34,540	50,980	(16,440)	-47.6%	COPR	HORWITH	CITX300155
11/10/08	12/11/08	005124177	63721	34,600	51,040	(16,440)	-47.5%	COPR	HORWITH	CITX300103
11/10/08	12/11/08	005124178	63722	68,160	50,960	17,200	25.2%	COPR	HORWITH	CITX300103
11/10/08	12/11/08	005124179	63723	67,100	50,560	16,540	24.6%	COPR	HORWITH	CITX300103
11/10/08	12/11/08	005124180	63724	34,080	51,460	(17,380)	-51.0%	COPR	HORWITH	CITX300103
11/10/08	12/11/08	005124181	63725	17,860	50,640	(32,780)	-183.5%	COPR	HORWITH	CHUX179
11/10/08	12/11/08	005124182	63726	27,260	51,100	(23,840)	-87.5%	COPR	HORWITH	JTLX260
11/10/08	12/11/08	005124183	63727	75,740	51,700	24,040	31.7%	COPR	HORWITH	JTLX260
11/10/08	12/11/08	005124184	63728	67,540	51,580	15,960	23.6%	COPR	HORWITH	JTLX260
11/10/08	12/11/08	005124185	63729	33,240	51,500	(18,260)	-54.9%	COPR	HORWITH	JTLX260
11/10/08	12/11/08	005124186	63730	28,880	52,260	(23,380)	-81.0%	COPR	HORWITH	CHUX302
11/10/08	12/11/08	005124187	63731	67,540	51,640	15,900	23.5%	COPR	HORWITH	CHUX179
11/10/08	12/11/08	005124188	63732	56,560	52,420	4,140	7.3%	COPR	HORWITH	CHUX179
11/10/08	12/11/08	005124189	63733	67,300	51,000	16,300	24.2%	COPR	HORWITH	CHUX179
11/10/08	12/11/08	005124190	63734	62,540	51,940	10,600	16.9%	COPR	HORWITH	CHUX302
11/10/08	12/11/08	005124192	63735	76,060	52,020	24,040	31.6%	COPR	HORWITH	CHUX302
11/10/08	12/11/08	005124193	63736	28,860	49,740	(20,880)	-72.3%	COPR	HORWITH	CHUX302
11/10/08	12/11/08	005124194	63737	76,560	52,280	24,280	31.7%	COPR	HORWITH	CHUX323
11/10/08	12/11/08	005124195	63738	55,940	49,480	6,460	11.5%	COPR	HORWITH	CHUX323
11/10/08	12/11/08	005124196	63739	34,880	51,260	(16,380)	-47.0%	COPR	HORWITH	CHUX323
11/10/08	12/11/08	005124197	63740	34,880	49,120	(14,240)	-40.8%	COPR	HORWITH	CHUX323
11/10/08	12/11/08	005124198	63741	66,120	51,260	14,860	22.5%	COPR	HORWITH	DJLX98515
11/10/08	12/11/08	005124199	63742	66,080	50,480	15,600	23.6%	COPR	HORWITH	DJLX98515
11/10/08	12/11/08	005124200	63743	67,280	50,960	16,320	24.3%	COPR	HORWITH	DJLX98515
11/10/08	12/11/08	005124201	63744	11,460	51,200	(39,740)	-346.8%	COPR	HORWITH	DJLX98515
11/10/08	12/11/08	005124202	63745	59,800	50,420	9,380	15.7%	COPR	HORWITH	JTLX30114
11/10/08	12/11/08	005124203	63746	66,840	52,280	14,560	21.8%	COPR	HORWITH	JTLX30114
11/10/08	12/11/08	005124204	63747	34,260	49,580	(15,320)	-44.7%	COPR	HORWITH	JTLX30114
11/10/08	12/11/08	005124205	63748	34,280	49,220	(14,940)	-43.6%	COPR	HORWITH	JTLX30114
11/10/08	12/11/08	005124206	63749	55,560	49,660	5,900	10.6%	COPR	HORWITH	CEFX35843
11/10/08	12/11/08	005124207	63750	68,160	49,300	18,860	27.7%	COPR	HORWITH	CEFX35843
11/10/08	12/11/08	005124208	63751	68,240	49,760	18,480	27.1%	COPR	HORWITH	CEFX35843
11/10/08	12/11/08	005124209	63752	7,380	49,960	(42,580)	-577.0%	COPR	HORWITH	CEFX35843
11/10/08	12/11/08	005124210	63753	66,060	50,320	15,740	23.8%	COPR	HORWITH	CITX300155
11/10/08	12/11/08	005124211	63754	66,140	50,900	15,240	23.0%	COPR	HORWITH	CITX300155
11/10/08	12/11/08	005124212	63755	37,460	50,720	(13,260)	-35.4%	COPR	HORWITH	CITX300155
11/10/08	12/11/08	005124213	63756	48,880	51,980	(3,100)	-6.3%	COPR	HORWITH	JTLX30106
11/10/08	12/11/08	005124214	63757	68,360	51,100	17,260	25.2%	COPR	HORWITH	JTLX30106
11/10/08	12/11/08	005124215	63758	66,740	52,120	14,620	21.9%	COPR	HORWITH	JTLX30106
11/10/08	12/11/08	005124216	63759	21,180	51,840	(30,660)	-144.8%	COPR	HORWITH	JTLX30106
11/10/08	12/11/08	005124217	63760	37,540	50,700	(13,160)	-35.1%	COPR	HORWITH	CHUX318
11/10/08	12/11/08	005124218	63761	75,880	50,060	25,820	34.0%	COPR	HORWITH	CHUX318
11/10/08	12/11/08	005124219	63762	67,500	51,040	16,460	24.4%	COPR	HORWITH	CHUX318
11/10/08	12/11/08	005124220	63763	59,200	52,600	6,600	11.1%	COPR	HORWITH	JTLX30129
11/10/08	12/11/08	005124221	63764	77,420	49,920	27,500	35.5%	COPR	HORWITH	JTLX30129
11/10/08	12/11/08	005124222	63765	19,020	52,180	(33,160)	-174.3%	COPR	HORWITH	CHUX318
11/10/08	12/11/08	005124223	63766	31,620	51,060	(19,440)	-61.5%	COPR	HORWITH	JTLX30129
11/10/08	12/11/08	005124224	63767	31,600	49,660	(18,060)	-57.2%	COPR	HORWITH	JTLX30129
11/10/08	12/11/08	005124225	63768	45,380	52,140	(6,760)	-14.9%	COPR	HORWITH	JTLX277
11/10/08	12/11/08	005124226	63769	76,920	52,120	24,800	32.2%	COPR	HORWITH	JTLX277

HONEYWELL SA-7 USE HAZARDOUS WASTE TRACKING (2006)										
Date Shipped	Date of Return Manifest	State Manifest	Man. Doc #	Facilty Manifest Weight (lbs)	Estimated Weight (lbs)	Manifest - Estimate (lbs)	Manifest - Estimate (%)	Material	Transporter	RAILCAR #
11/10/08	12/11/08	005124227	63770	75,440	52,020	23,420	31.0%	COPR	HORWITH	JTLX277
11/10/08	12/11/08	005124228	63771	7,320	51,380	(44,060)	-601.9%	COPR	HORWITH	JTLX277
11/10/08	12/11/08	005124229	63772	11,260	51,400	(40,140)	-356.5%	COPR	HORWITH	CITX300028
11/10/08	12/11/08	005124230	63773	66,200	50,680	15,520	23.4%	COPR	HORWITH	CITX300028
11/10/08	12/11/08	005124231	63774	67,220	50,480	16,740	24.9%	COPR	HORWITH	CITX300028
11/10/08	12/11/08	005124232	63775	55,340	50,040	5,300	9.6%	COPR	HORWITH	CITX300028
11/10/08	12/11/08	005124233	63776	9,440	49,580	(40,140)	-425.2%	COPR	HORWITH	CHUX134
11/10/08	12/11/08	005124234	63777	66,960	52,360	14,600	21.8%	COPR	HORWITH	CHUX134
11/10/08	12/11/08	005124235	63778	68,120	51,700	16,420	24.1%	COPR	HORWITH	CHUX134
11/10/08	12/11/08	005124236	63779	75,780	51,360	24,420	32.2%	COPR	HORWITH	CHUX226
11/10/08	12/11/08	005124237	63780	29,440	51,640	(22,200)	-75.4%	COPR	HORWITH	CHUX226
11/10/08	12/11/08	005124238	63781	54,920	50,860	4,060	7.4%	COPR	HORWITH	CHUX134
11/10/08	12/16/08	005124239	63782	33,500	51,300	(17,800)	-53.1%	COPR	HORWITH	CITX300153
11/10/08	12/11/08	005124240	63783	75,740	50,760	24,980	33.0%	COPR	HORWITH	CHUX226
11/10/08	12/11/08	005124241	63784	22,360	51,260	(28,900)	-129.2%	COPR	HORWITH	CHUX226
11/11/08	12/16/08	005124242	63785	76,780	50,780	26,000	33.9%	COPR	HORWITH	CITX300026
11/11/08	12/16/08	005124243	63786	68,660	50,780	17,880	26.0%	COPR	HORWITH	CITX300026
11/11/08	12/16/08	005124244	63787	29,940	51,740	(21,800)	-72.8%	COPR	HORWITH	CITX300026
11/11/08	12/16/08	005124245	63788	29,960	51,680	(21,720)	-72.5%	COPR	HORWITH	CITX300026
11/11/08	12/16/08	005124246	63789	66,380	50,460	15,920	24.0%	COPR	HORWITH	CITX300153
11/11/08	12/16/08	005124247	63790	67,540	50,420	17,120	25.3%	COPR	HORWITH	CITX300153
11/11/08	12/16/08	005124248	63791	41,180	52,040	(10,860)	-26.4%	COPR	HORWITH	CITX300153
11/11/08	12/16/08	005124249	63792	36,260	51,060	(14,800)	-40.8%	COPR	HORWITH	CITX300124
11/11/08	12/16/08	005124250	63793	67,160	50,900	16,260	24.2%	COPR	HORWITH	CITX300124
11/11/08	12/16/08	005124251	63794	76,400	51,060	25,340	33.2%	COPR	HORWITH	CHUX197
11/11/08	12/16/08	005124252	63795	67,920	50,300	17,620	25.9%	COPR	HORWITH	CITX300124
11/11/08	12/16/08	005124253	63796	30,260	51,500	(21,240)	-70.2%	COPR	HORWITH	CITX300124
11/11/08	12/16/08	005124254	63797	10,800	49,420	(38,620)	-357.6%	COPR	HORWITH	CHUX197
11/11/08	12/16/08	005124255	63798	77,040	50,020	27,020	35.1%	COPR	HORWITH	CHUX197
11/11/08	12/16/08	005124256	63799	39,360	49,900	(10,540)	-26.8%	COPR	HORWITH	CHUX197
11/11/08	12/16/08	005124257	63800	59,980	48,620	11,360	18.9%	COPR	HORWITH	JTLX30100
11/11/08	12/16/08	005124258	63801	76,980	50,560	26,420	34.3%	COPR	HORWITH	JTLX30100
11/11/08	12/16/08	005124259	63802	33,200	49,860	(16,660)	-50.2%	COPR	HORWITH	JTLX30100
11/11/08	12/16/08	005124260	63803	33,180	51,960	(18,780)	-56.6%	COPR	HORWITH	JTLX30100
11/11/08	12/16/08	005124261	63804	36,980	49,160	(12,180)	-32.9%	COPR	HORWITH	JTLX118
11/11/08	12/16/08	005124262	63805	15,940	48,020	(32,080)	-201.3%	COPR	HORWITH	JTLX118
11/11/08	12/16/08	005124263	63806	67,220	49,940	17,280	25.7%	COPR	HORWITH	JTLX118
11/11/08	12/16/08	005124264	63807	76,460	50,480	25,980	34.0%	COPR	HORWITH	JTLX118
11/11/08	12/16/08	005124265	63808	21,180	50,200	(29,020)	-137.0%	COPR	HORWITH	CEFX35852
11/11/08	12/16/08	005124266	63809	67,100	50,220	16,880	25.2%	COPR	HORWITH	CEFX35852
11/11/08	12/16/08	005124267	63810	67,680	49,800	17,880	26.4%	COPR	HORWITH	CEFX35852
11/11/08	12/16/08	005124268	63811	48,560	50,260	(1,700)	-3.5%	COPR	HORWITH	CEFX35852
11/11/08	12/16/08	005124269	63812	75,860	50,520	25,340	33.4%	COPR	HORWITH	CHUX311
11/11/08	12/16/08	005124270	63813	10,700	50,320	(39,620)	-370.3%	COPR	HORWITH	CHUX311
11/11/08	12/16/08	005124271	63814	68,420	50,260	18,160	26.5%	COPR	HORWITH	CHUX311
11/11/08	12/16/08	005124272	63815	47,120	50,520	(3,400)	-7.2%	COPR	HORWITH	CHUX311
11/11/08	12/16/08	005124273	63816	67,140	50,360	16,780	25.0%	COPR	HORWITH	JTLX30166
11/11/08	12/16/08	005124274	63817	36,500	50,600	(14,100)	-38.6%	COPR	HORWITH	CHUX153
11/11/08	12/16/08	005124275	63818	68,180	50,500	17,680	25.9%	COPR	HORWITH	CHUX153
11/11/08	12/16/08	005124276	63819	67,080	51,040	16,040	23.9%	COPR	HORWITH	CHUX153
11/11/08	12/16/08	005124277	63820	31,900	51,380	(19,480)	-61.1%	COPR	HORWITH	CHUX153
11/11/08	12/16/08	005124278	63821	76,280	50,660	25,620	33.6%	COPR	HORWITH	CITX300107
11/11/08	12/16/08	005124279	63822	76,300	50,560	25,740	33.7%	COPR	HORWITH	CITX300107
11/11/08	12/16/08	005124280	63823	27,960	50,880	(22,920)	-82.0%	COPR	HORWITH	CITX300107
11/11/08	12/16/08	005124281	63824	76,540	51,540	25,000	32.7%	COPR	HORWITH	CEFX35831
11/11/08	12/16/08	005124282	63825	29,240	50,300	(21,060)	-72.0%	COPR	HORWITH	CEFX35831
11/11/08	12/16/08	005124283	63826	27,940	51,180	(23,240)	-83.2%	COPR	HORWITH	CITX300107
11/11/08	12/16/08	005124284	63827	75,920	52,260	23,660	31.2%	COPR	HORWITH	CEFX35831
11/11/08	12/16/08	005124285	63828	29,240	52,000	(22,760)	-77.8%	COPR	HORWITH	CEFX35831
11/11/08	12/16/08	005124286	63829	37,820	50,520	(12,700)	-33.6%	COPR	HORWITH	CHUX149
11/11/08	12/16/08	005124287	63830	76,620	51,140	25,480	33.3%	COPR	HORWITH	CHUX149
11/11/08	12/16/08	005124288	63831	38,860	50,320	(11,460)	-29.5%	COPR	HORWITH	CHUX149
11/11/08	12/16/08	005124289	63832	38,860	49,340	(10,480)	-27.0%	COPR	HORWITH	CHUX149
11/11/08	12/16/08	005124290	63833	67,400	49,900	17,500	26.0%	COPR	HORWITH	JTLX30166
11/11/08	12/16/08	005124291	63834	32,880	51,720	(18,840)	-57.3%	COPR	HORWITH	JTLX30166
11/11/08	12/16/08	005124292	63835	32,860	50,280	(17,420)	-53.0%	COPR	HORWITH	JTLX30166
11/11/08	12/16/08	005124293	63836	9,040	52,160	(43,120)	-477.0%	COPR	HORWITH	CITX300033
11/11/08	12/16/08	005124294	63837	68,400	50,620	17,780	26.0%	COPR	HORWITH	CITX300033
11/11/08	12/16/08	005124295	63838	66,200	52,080	14,120	21.3%	COPR	HORWITH	CITX300033
11/11/08	12/16/08	005124296	63839	66,280	50,980	15,300	23.1%	COPR	HORWITH	CITX300033
11/11/08	12/16/08	005124297	63840	12,280	51,560	(39,280)	-319.9%	COPR	HORWITH	CHUX101
11/11/08	12/16/08	005124298	63841	68,440	51,040	17,400	25.4%	COPR	HORWITH	CHUX101
11/11/08	12/16/08	005124299	63842	67,220	52,160	15,060	22.4%	COPR	HORWITH	CHUX101
11/11/08	12/16/08	005124300	63843	68,260	52,480	15,780	23.1%	COPR	HORWITH	JTLX265

Honeywell

HONEYWELL SA-7 USE HAZARDOUS WASTE TRACKING (2006)										
Date Shipped	Date of Return Manifest	State Manifest	Man. Doc #	Facilty Manifest Weight (lbs)	Estimated Weight (lbs)	Manifest - Estimate (lbs)	Manifest - Estimate (%)	Material	Transporter	RAILCAR #
11/11/08	12/16/08	005124301	63844	52,720	50,720	2,000	3.8%	COPR	HORWITH	JTLX265
11/11/08	12/16/08	005124302	63845	18,780	52,240	(33,460)	-178.2%	COPR	HORWITH	JTLX265
11/11/08	12/16/08	005124303	63846	55,480	48,580	6,900	12.4%	COPR	HORWITH	CHUX101
11/11/08	12/16/08	005124304	63847	67,760	50,520	17,240	25.4%	COPR	HORWITH	JTLX265
11/11/08	12/16/08	005124305	63848	25,200	50,800	(25,600)	-101.6%	COPR	HORWITH	CEFX35828
11/12/08	12/16/08	005124306	63849	18,800	48,840	(30,040)	-159.8%	COPR	HORWITH	CHUX239
11/12/08	12/16/08	005124307	63850	66,820	50,060	16,760	25.1%	COPR	HORWITH	CHUX239
11/12/08	12/16/08	005124308	63851	66,860	51,540	15,320	22.9%	COPR	HORWITH	CHUX239
11/12/08	12/16/08	005124309	63852	51,200	51,280	(80)	-0.2%	COPR	HORWITH	CHUX239
11/12/08	12/16/08	005124310	63853	15,000	48,980	(33,980)	-226.5%	COPR	HORWITH	JTLX30111
11/12/08	12/16/08	005124311	63854	67,160	50,880	16,280	24.2%	COPR	HORWITH	JTLX30111
11/12/08	12/16/08	005124312	63855	67,740	48,780	18,960	28.0%	COPR	HORWITH	JTLX30111
11/12/08	12/16/08	005124313	63856	48,320	48,580	(260)	-0.5%	COPR	HORWITH	JTLX30111
11/12/08	12/16/08	005124314	63857	13,800	50,340	(36,540)	-264.8%	COPR	HORWITH	CHUX159
11/12/08	12/16/08	005124315	63858	68,320	49,360	18,960	27.8%	COPR	HORWITH	CHUX159
11/12/08	12/16/08	005124316	63859	68,240	51,540	16,700	24.5%	COPR	HORWITH	CHUX159
11/12/08	12/16/08	005124317	63860	53,140	51,660	1,480	2.8%	COPR	HORWITH	CHUX159
11/12/08	12/16/08	005124318	63861	75,880	51,380	24,500	32.3%	COPR	HORWITH	CEFX35241
11/12/08	12/16/08	005124319	63862	38,360	50,100	(11,740)	-30.6%	COPR	HORWITH	CEFX35241
11/12/08	12/16/08	005124320	63863	38,360	49,820	(11,460)	-29.9%	COPR	HORWITH	CEFX35241
11/12/08	12/16/08	005124321	63864	47,840	50,560	(2,720)	-5.7%	COPR	HORWITH	CEFX35241
11/12/08	12/16/08	005124322	63865	68,160	50,540	17,620	25.9%	COPR	HORWITH	DJLX98509
11/12/08	12/16/08	005124323	63866	38,200	51,980	(13,780)	-36.1%	COPR	HORWITH	DJLX98509
11/12/08	12/16/08	005124324	63867	67,240	50,080	17,160	25.5%	COPR	HORWITH	CITX300111
11/12/08	12/16/08	005124325	63868	75,920	50,860	25,060	33.0%	COPR	HORWITH	CEFX35828
11/12/08	12/16/08	005124326	63869	68,360	51,600	16,760	24.5%	COPR	HORWITH	DJLX98509
11/12/08	12/16/08	005124327	63870	32,160	51,880	(19,720)	-61.3%	COPR	HORWITH	DJLX98509
11/12/08	12/16/08	005124328	63871	76,920	51,200	25,720	33.4%	COPR	HORWITH	CEFX35828
11/12/08	12/16/08	005124329	63872	21,060	49,380	(28,320)	-134.5%	COPR	HORWITH	CHUX163
11/12/08	12/16/08	005124330	63873	29,320	48,960	(19,640)	-67.0%	COPR	HORWITH	CEFX35828
11/12/08	12/16/08	005124331	63874	67,720	49,780	17,940	26.5%	COPR	HORWITH	CHUX163
11/12/08	12/16/08	005124332	63875	64,080	50,200	13,880	21.7%	COPR	HORWITH	CHUX163
11/12/08	12/16/08	005124333	63876	47,400	49,780	(2,380)	-5.0%	COPR	HORWITH	CHUX163
11/12/08	12/16/08	005124334	63877	29,040	50,560	(21,520)	-74.1%	COPR	HORWITH	CITX300111
11/12/08	12/16/08	005124335	63878	68,180	50,140	18,040	26.5%	COPR	HORWITH	CITX300111
11/12/08	12/16/08	005124336	63879	27,000	49,740	(22,740)	-84.2%	COPR	HORWITH	JTLX30138
11/12/08	12/16/08	005124337	63880	34,860	48,480	(13,620)	-39.1%	COPR	HORWITH	CITX300111
11/12/08	12/16/08	005124338	63881	31,940	50,460	(18,520)	-58.0%	COPR	HORWITH	JTLX270
11/12/08	12/16/08	005124339	63882	67,520	49,460	18,060	26.7%	COPR	HORWITH	JTLX270
11/12/08	12/16/08	005124340	63883	67,580	51,120	16,460	24.4%	COPR	HORWITH	JTLX270
11/12/08	12/16/08	005124341	63884	37,440	51,180	(13,740)	-36.7%	COPR	HORWITH	JTLX270
11/12/08	12/16/08	005124342	63885	34,300	48,800	(14,500)	-42.3%	COPR	HORWITH	JTLX30131
11/12/08	12/16/08	005124343	63886	68,000	51,900	16,100	23.7%	COPR	HORWITH	JTLX30131
11/12/08	12/16/08	005124344	63887	66,160	51,280	14,880	22.5%	COPR	HORWITH	JTLX30131
11/12/08	12/16/08	005124345	63888	34,600	50,320	(15,720)	-45.4%	COPR	HORWITH	JTLX30131
11/12/08	12/16/08	005124346	63889	67,340	51,920	15,420	22.9%	COPR	HORWITH	NDYX320467
11/12/08	12/16/08	005124347	63890	41,400	50,960	(9,560)	-23.1%	COPR	HORWITH	NDYX320467
11/12/08	12/16/08	005124348	63891	67,800	51,180	16,620	24.5%	COPR	HORWITH	NDYX320467
11/12/08	12/16/08	005124349	63892	30,400	50,640	(20,240)	-66.6%	COPR	HORWITH	NDYX320467
11/12/08	12/16/08	005124350	63893	32,920	50,640	(17,720)	-53.8%	COPR	HORWITH	CHUX299
11/12/08	12/16/08	005124351	63894	67,180	50,380	16,800	25.0%	COPR	HORWITH	CHUX299
11/12/08	12/16/08	005124352	63895	75,880	50,480	25,400	33.5%	COPR	HORWITH	CHUX299
11/12/08	12/16/08	005124353	63896	31,240	52,240	(21,000)	-67.2%	COPR	HORWITH	CHUX299
11/12/08	12/16/08	005124354	63897	76,200	52,200	24,000	31.5%	COPR	HORWITH	JTLX30138
11/12/08	12/16/08	005124355	63898	76,660	51,600	25,060	32.7%	COPR	HORWITH	JTLX30138
11/12/08	12/16/08	005124356	63899	46,000	50,520	(4,520)	-9.8%	COPR	HORWITH	NDYX320343
11/12/08	12/16/08	005124357	63900	26,480	51,840	(25,360)	-95.8%	COPR	HORWITH	JTLX30138
11/12/08	12/16/08	005124358	63901	68,140	50,700	17,440	25.6%	COPR	HORWITH	NDYX320343
11/12/08	12/16/08	005124359	63902	68,320	50,800	17,520	25.6%	COPR	HORWITH	NDYX320343
11/12/08	12/16/08	005124360	63903	21,220	49,900	(28,680)	-135.2%	COPR	HORWITH	NDYX320343
11/12/08	12/16/08	005124361	63904	26,320	50,820	(24,500)	-93.1%	COPR	HORWITH	CITX300157
11/12/08	12/16/08	005124362	63905	31,640	49,420	(17,780)	-56.2%	COPR	HORWITH	CITX300157
11/12/08	12/16/08	005124363	63906	67,960	50,940	17,020	25.0%	COPR	HORWITH	CITX300157
11/12/08	12/16/08	005124364	63907	76,200	50,920	25,280	33.2%	COPR	HORWITH	CITX300157
11/12/08	12/16/08	005124365	63908	75,560	50,820	24,740	32.7%	COPR	HORWITH	JTLX30104
11/12/08	12/16/08	005124366	63909	76,340	51,220	25,120	32.9%	COPR	HORWITH	JTLX30104
11/12/08	12/16/08	005124367	63910	17,880	52,040	(34,160)	-191.1%	COPR	HORWITH	JTLX30104
11/12/08	12/16/08	005124368	63911	38,200	52,220	(14,020)	-36.7%	COPR	HORWITH	JTLX30104
11/12/08	12/16/08	005124369	63912	38,980	50,660	(11,680)	-30.0%	COPR	HORWITH	CEFX35833
11/13/08	12/16/08	005124370	63913	44,960	50,360	(5,400)	-12.0%	COPR	HORWITH	CITX300016
11/13/08	12/16/08	005124371	63914	68,060	50,540	17,520	25.7%	COPR	HORWITH	CITX300016
11/13/08	12/16/08	005124372	63915	67,720	50,900	16,820	24.8%	COPR	HORWITH	CITX300016
11/13/08	12/16/08	005124373	63916	22,720	50,360	(27,640)	-121.7%	COPR	HORWITH	CITX300016
11/13/08	12/16/08	005124374	63917	46,520	50,660	(4,140)	-8.9%	COPR	HORWITH	CITX300158

HONEYWELL SA-7 USE HAZARDOUS WASTE TRACKING (2006)										
Date Shipped	Date of Return Manifest	State Manifest	Man. Doc #	Facilty Manifest Weight (lbs)	Estimated Weight (lbs)	Manifest - Estimate (lbs)	Manifest - Estimate (%)	Material	Transporter	RAILCAR #
11/13/08	12/16/08	005124375	63918	67,540	52,120	15,420	22.8%	COPR	HORWITH	CITX300158
11/13/08	12/16/08	005124376	63919	15,240	51,180	(35,940)	-235.8%	COPR	HORWITH	CITX300158
11/13/08	12/16/08	005124377	63920	76,040	50,060	25,980	34.2%	COPR	HORWITH	CITX300158
11/13/08	12/16/08	005124378	63921	66,000	50,760	15,240	23.1%	COPR	HORWITH	CHUX146
11/13/08	12/16/08	005124379	63922	67,180	49,860	17,320	25.8%	COPR	HORWITH	CHUX146
11/13/08	12/16/08	005124380	63923	33,860	51,620	(17,760)	-52.5%	COPR	HORWITH	CHUX146
11/13/08	12/16/08	005124381	63924	33,860	49,720	(15,860)	-46.8%	COPR	HORWITH	CHUX146
11/13/08	12/16/08	005124382	63925	14,580	50,680	(36,100)	-247.6%	COPR	HORWITH	CHUX239
11/13/08	12/16/08	005124383	63926	67,360	50,520	16,840	25.0%	COPR	HORWITH	CHUX239
11/13/08	12/16/08	005124384	63927	76,180	50,740	25,440	33.4%	COPR	HORWITH	CHUX239
11/13/08	12/16/08	005124385	63928	46,900	51,640	(4,740)	-10.1%	COPR	HORWITH	CHUX239
11/13/08	12/16/08	005124386	63929	16,820	50,480	(33,660)	-200.1%	COPR	HORWITH	JTLX240
11/13/08	12/16/08	005124387	63930	68,360	50,280	18,080	26.4%	COPR	HORWITH	JTLX240
11/13/08	12/16/08	005124388	63931	67,280	50,720	16,560	24.6%	COPR	HORWITH	JTLX240
11/13/08	12/16/08	005124389	63932	51,680	52,000	(320)	-0.6%	COPR	HORWITH	JTLX240
11/13/08	12/16/08	005124390	63933	68,560	50,360	18,200	26.5%	COPR	HORWITH	CITX300118
11/13/08	12/16/08	005124391	63934	76,380	49,120	27,260	35.7%	COPR	HORWITH	CITX300118
11/13/08	12/16/08	005124392	63935	25,240	48,020	(22,780)	-90.3%	COPR	HORWITH	CITX300118
11/13/08	12/16/08	005124393	63936	25,220	49,940	(24,720)	-98.0%	COPR	HORWITH	CITX300118
11/13/08	12/16/08	005124394	63937	12,220	48,760	(36,540)	-299.0%	COPR	HORWITH	CHUX277
11/13/08	12/16/08	005124395	63938	38,920	48,640	(9,720)	-25.0%	COPR	HORWITH	CHUX277
11/13/08	12/16/08	005124396	63939	76,660	50,040	26,620	34.7%	COPR	HORWITH	CHUX277
11/13/08	12/16/08	005124397	63940	76,200	50,340	25,860	33.9%	COPR	HORWITH	CHUX277
11/13/08	12/16/08	005124398	63941	43,120	50,120	(7,000)	-16.2%	COPR	HORWITH	JTLX30155
11/13/08	12/16/08	005124399	63942	76,120	50,580	25,540	33.6%	COPR	HORWITH	JTLX30155
11/13/08	12/16/08	005124400	63943	38,320	51,700	(13,380)	-34.9%	COPR	HORWITH	JTLX30155
11/13/08	12/16/08	005124401	63944	38,320	50,220	(11,900)	-31.1%	COPR	HORWITH	JTLX30155
11/13/08	12/16/08	005124402	63945	9,100	51,800	(42,700)	-469.2%	COPR	HORWITH	JTLX86
11/13/08	12/16/08	005124403	63946	68,300	51,080	17,220	25.2%	COPR	HORWITH	JTLX86
11/13/08	12/16/08	005124404	63947	67,460	49,740	17,720	26.3%	COPR	HORWITH	JTLX86
11/13/08	12/16/08	005124405	63948	56,440	49,180	7,260	12.9%	COPR	HORWITH	CEFX35238
11/13/08	12/16/08	005124406	63949	57,920	51,300	6,620	11.4%	COPR	HORWITH	JTLX86
11/13/08	12/16/08	005124407	63950	76,220	50,700	25,520	33.5%	COPR	HORWITH	CEFX35238
11/13/08	12/16/08	005124408	63951	33,400	49,440	(16,040)	-48.0%	COPR	HORWITH	CEFX35238
11/13/08	12/16/08	005124409	63952	67,440	50,520	16,920	25.1%	COPR	HORWITH	JTLX30103
11/13/08	12/16/08	005124410	63953	33,380	49,980	(16,600)	-49.7%	COPR	HORWITH	CEFX35238
11/13/08	12/16/08	005124411	63954	47,480	49,420	(1,940)	-4.1%	COPR	HORWITH	JTLX30103
11/13/08	12/16/08	005124412	63955	64,400	51,780	12,620	19.6%	COPR	HORWITH	JTLX30103
11/13/08	12/16/08	005124413	63956	22,480	50,400	(27,920)	-124.2%	COPR	HORWITH	JTLX30103
11/13/08	12/16/08	005124414	63957	76,420	50,600	25,820	33.8%	COPR	HORWITH	CEFX35833
11/13/08	12/16/08	005124415	63958	68,000	50,100	17,900	26.3%	COPR	HORWITH	CEFX35833
11/13/08	12/16/08	005124416	63959	20,360	50,360	(30,000)	-147.3%	COPR	HORWITH	CEFX35833
11/13/08	12/16/08	005124417	63960	37,380	50,920	(13,540)	-36.2%	COPR	HORWITH	JTLX276
11/13/08	12/16/08	005124418	63961	68,040	50,880	17,160	25.2%	COPR	HORWITH	JTLX276
11/13/08	12/16/08	005124419	63962	68,180	50,600	17,580	25.8%	COPR	HORWITH	JTLX276
11/13/08	12/16/08	005124420	63963	25,260	50,180	(24,920)	-98.7%	COPR	HORWITH	JTLX276
11/13/08	12/16/08	005124421	63964	38,340	51,160	(12,820)	-33.4%	COPR	HORWITH	JTLX274
11/13/08	12/16/08	005124422	63965	67,620	49,860	17,760	26.3%	COPR	HORWITH	JTLX274
11/13/08	12/16/08	005124423	63966	76,440	51,680	24,760	32.4%	COPR	HORWITH	JTLX274
11/13/08	12/16/08	005124424	63967	23,680	51,420	(27,740)	-117.1%	COPR	HORWITH	JTLX274
11/13/08	12/16/08	005124425	63968	45,660	51,480	(5,820)	-12.7%	COPR	HORWITH	CEFX35242
11/13/08	12/16/08	005124426	63969	66,100	51,620	14,480	21.9%	COPR	HORWITH	CEFX35242
11/13/08	12/16/08	005124427	63970	28,940	52,240	(23,300)	-80.5%	COPR	HORWITH	CEFX35242
11/13/08	12/16/08	005124428	63971	10,220	52,180	(41,960)	-410.6%	COPR	HORWITH	JTLX4058
11/13/08	12/16/08	005124429	63972	64,080	51,160	12,920	20.2%	COPR	HORWITH	JTLX4058
11/13/08	12/16/08	005124430	63973	66,440	50,200	16,240	24.4%	COPR	HORWITH	CEFX35242
11/13/08	12/16/08	005124431	63974	67,400	50,020	17,380	25.8%	COPR	HORWITH	JTLX4058
11/13/08	12/16/08	005124432	63975	66,140	50,240	15,900	24.0%	COPR	HORWITH	JTLX4058
11/13/08	12/16/08	005124433	63976	45,080	50,840	(5,760)	-12.8%	COPR	HORWITH	CHUX144
11/14/08	12/30/08	005124434	63977	12,000	49,960	(37,960)	-316.3%	COPR	HORWITH	CHUX331
11/14/08	12/30/08	005124435	63978	75,160	50,640	24,520	32.6%	COPR	HORWITH	CHUX331
11/14/08	12/30/08	005124436	63979	67,580	52,240	15,340	22.7%	COPR	HORWITH	CHUX331
11/14/08	12/30/08	005124437	63980	47,540	51,540	(4,000)	-8.4%	COPR	HORWITH	CHUX331
11/14/08	12/16/08	005124438	63981	57,720	48,560	9,160	15.9%	COPR	HORWITH	CHUX166
11/14/08	12/16/08	005124439	63982	67,880	51,640	16,240	23.9%	COPR	HORWITH	CHUX166
11/14/08	12/16/08	005124440	63983	64,560	49,300	15,260	23.6%	COPR	HORWITH	CHUX166
11/14/08	12/16/08	005124441	63984	10,740	50,720	(39,980)	-372.3%	COPR	HORWITH	CHUX166
11/14/08	12/16/08	005124442	63985	43,580	51,420	(7,840)	-18.0%	COPR	HORWITH	CHUX271
11/14/08	12/16/08	005124443	63986	75,940	52,220	23,720	31.2%	COPR	HORWITH	CHUX271
11/14/08	12/16/08	005124444	63987	75,920	52,160	23,760	31.3%	COPR	HORWITH	CHUX271
11/14/08	12/16/08	005124445	63988	10,180	50,340	(40,160)	-394.5%	COPR	HORWITH	CHUX271
11/14/08	12/16/08	005124446	63989	65,980	49,500	16,480	25.0%	COPR	HORWITH	CHUX144
11/14/08	12/16/08	005124447	63990	67,420	50,740	16,680	24.7%	COPR	HORWITH	CHUX144
11/14/08	12/16/08	005124448	63991	23,480	49,440	(25,960)	-110.6%	COPR	HORWITH	CHUX144
11/14/08	12/16/08	005124449	63992	35,380	51,080	(15,700)	-44.4%	COPR	HORWITH	CEFX35834

HONEYWELL SA-7 USE HAZARDOUS WASTE TRACKING (2006)										
Date Shipped	Date of Return Manifest	State Manifest	Man. Doc #	Facilty Manifest Weight (lbs)	Estimated Weight (lbs)	Manifest - Estimate (lbs)	Manifest - Estimate (%)	Material	Transporter	RAILCAR #
11/14/08	12/16/08	005124450	63993	67,860	51,400	16,460	24.3%	COPR	HORWITH	CEFX35834
11/14/08	12/16/08	005124451	63994	76,320	51,400	24,920	32.7%	COPR	HORWITH	CEFX35834
11/14/08	12/16/08	005124453	63995	29,640	49,180	(19,540)	-65.9%	COPR	HORWITH	CEFX35834
11/14/08	12/16/08	005124454	63996	66,640	50,520	16,120	24.2%	COPR	HORWITH	CHUX249
11/14/08	12/16/08	005124455	63997	35,400	49,800	(14,400)	-40.7%	COPR	HORWITH	CHUX249
11/14/08	12/16/08	005124456	63998	67,060	51,240	15,820	23.6%	COPR	HORWITH	CHUX249
11/14/08	12/16/08	005124457	63999	31,360	49,980	(18,620)	-59.4%	COPR	HORWITH	CHUX249
11/14/08	12/16/08	005124458	64000	29,840	52,140	(22,300)	-74.7%	COPR	HORWITH	CHUX333
11/14/08	12/16/08	005124459	64001	67,940	49,740	18,200	26.8%	COPR	HORWITH	CHUX333
11/14/08	12/16/08	005124460	64002	68,060	50,660	17,400	25.6%	COPR	HORWITH	CHUX333
11/14/08	12/16/08	005124461	64003	32,660	50,020	(17,360)	-53.2%	COPR	HORWITH	CHUX333
11/14/08	12/16/08	005124462	64004	75,740	50,940	24,800	32.7%	COPR	HORWITH	CHUX188
11/14/08	12/16/08	005124463	64005	75,900	50,400	25,500	33.6%	COPR	HORWITH	CHUX188
11/14/08	12/16/08	005124464	64006	23,340	48,700	(25,360)	-108.7%	COPR	HORWITH	CHUX188
11/14/08	12/16/08	005124465	64007	23,340	49,120	(25,780)	-110.5%	COPR	HORWITH	CHUX188
11/14/08	12/16/08	005124466	64008	67,880	49,980	17,900	26.4%	COPR	HORWITH	JTLX30127
11/14/08	12/16/08	005124467	64009	46,360	49,400	(3,040)	-6.6%	COPR	HORWITH	CHUX238
11/14/08	12/16/08	005124468	64010	76,480	48,500	27,980	36.6%	COPR	HORWITH	CHUX238
11/14/08	12/16/08	005124469	64011	38,280	49,600	(11,320)	-29.6%	COPR	HORWITH	CHUX238
11/14/08	12/16/08	005124470	64012	38,280	51,000	(12,720)	-33.2%	COPR	HORWITH	CHUX238
11/14/08	12/16/08	005124471	64013	62,960	49,300	13,660	21.7%	COPR	HORWITH	CITX300138
11/14/08	12/16/08	005124472	64014	75,740	50,760	24,980	33.0%	COPR	HORWITH	CITX300138
11/14/08	12/16/08	005124473	64015	31,460	48,480	(17,020)	-54.1%	COPR	HORWITH	CITX300138
11/14/08	12/16/08	005124474	64016	76,640	49,900	26,740	34.9%	COPR	HORWITH	CEFX35799
11/14/08	12/16/08	005124475	64017	30,640	50,880	(20,240)	-66.1%	COPR	HORWITH	CEFX35799
11/14/08	12/16/08	005124476	64018	31,460	49,080	(17,620)	-56.0%	COPR	HORWITH	CITX300138
11/14/08	12/16/08	005124477	64019	76,740	51,180	25,560	33.3%	COPR	HORWITH	CEFX35799
11/14/08	12/16/08	005124478	64020	12,900	49,180	(36,280)	-281.2%	COPR	HORWITH	CEFX35799
11/14/08	12/16/08	005124479	64021	63,820	49,860	13,960	21.9%	COPR	HORWITH	CEFX35829
11/14/08	12/16/08	005124480	64022	68,040	49,180	18,860	27.7%	COPR	HORWITH	CEFX35829
11/14/08	12/16/08	005124481	64023	33,060	48,280	(15,220)	-46.0%	COPR	HORWITH	CEFX35829
11/14/08	12/16/08	005124482	64024	33,060	49,000	(15,940)	-48.2%	COPR	HORWITH	CEFX35829
11/14/08	12/16/08	005124483	64025	67,900	49,780	18,120	26.7%	COPR	HORWITH	JTLX30127
11/14/08	12/16/08	005124484	64026	33,540	50,080	(16,540)	-49.3%	COPR	HORWITH	JTLX30127
11/14/08	12/16/08	005124485	64027	33,520	49,880	(16,360)	-48.8%	COPR	HORWITH	JTLX30127
11/14/08	12/16/08	005124486	64028	65,940	49,800	16,140	24.5%	COPR	HORWITH	CITX300151
11/14/08	12/16/08	005124487	64029	41,040	49,240	(8,200)	-20.0%	COPR	HORWITH	CITX300151
11/14/08	12/16/08	005124488	64030	67,000	49,240	17,760	26.5%	COPR	HORWITH	CITX300151
11/14/08	12/16/08	005124489	64031	24,240	50,120	(25,880)	-106.8%	COPR	HORWITH	CITX300151
11/14/08	12/16/08	005124490	64032	77,320	49,060	28,260	36.5%	COPR	HORWITH	CEFX35807
11/14/08	12/16/08	005124491	64033	75,880	48,880	27,000	35.6%	COPR	HORWITH	CEFX35807
11/14/08	12/16/08	005124492	64034	22,980	50,500	(27,520)	-119.8%	COPR	HORWITH	CEFX35807
11/14/08	12/16/08	005124493	64035	23,000	50,240	(27,240)	-118.4%	COPR	HORWITH	CEFX35807
11/14/08	12/16/08	005124494	64036	25,140	50,500	(25,360)	-100.9%	COPR	HORWITH	DJLX98508
11/14/08	12/16/08	005124495	64037	67,740	49,100	18,640	27.5%	COPR	HORWITH	DJLX98508
11/14/08	12/16/08	005124496	64038	44,120	49,880	(5,760)	-13.1%	COPR	HORWITH	DJLX98508
11/14/08	12/16/08	005124497	64039	64,020	52,020	12,000	18.7%	COPR	HORWITH	DJLX98508
11/14/08	12/16/08	005124498	64040	37,840	50,560	(12,720)	-33.6%	COPR	HORWITH	JTLX30109
11/17/08	12/16/08	005124499	64041	31,160	48,520	(17,360)	-55.7%	COPR	HORWITH	CHUX132
11/17/08	12/16/08	005124500	64042	76,200	48,020	28,180	37.0%	COPR	HORWITH	CHUX132
11/17/08	12/16/08	005121501	64043	67,920	48,000	19,920	29.3%	COPR	HORWITH	CHUX132
11/17/08	12/16/08	005121502	64044	17,620	49,720	(32,100)	-182.2%	COPR	HORWITH	CHUX132
11/17/08	12/16/08	005121503	64045	7,280	49,480	(42,200)	-579.7%	COPR	HORWITH	CEFX35789
11/17/08	12/16/08	005121504	64046	66,220	48,180	18,040	27.2%	COPR	HORWITH	CEFX35789
11/17/08	12/16/08	005121505	64047	67,140	49,060	18,080	26.9%	COPR	HORWITH	CEFX35789
11/17/08	12/16/08	005121506	64048	56,580	48,460	8,120	14.4%	COPR	HORWITH	CEFX35789
11/17/08	12/16/08	005121507	64049	27,320	49,140	(21,820)	-79.9%	COPR	HORWITH	CITX300100
11/17/08	12/16/08	005121508	64050	75,940	50,320	25,620	33.7%	COPR	HORWITH	CITX300100
11/17/08	12/16/08	005121509	64051	67,640	52,020	15,620	23.1%	COPR	HORWITH	CITX300100
11/17/08	12/16/08	005121510	64052	29,740	49,440	(19,700)	-66.2%	COPR	HORWITH	CITX300100
11/17/08	12/16/08	005121511	64053	53,480	48,840	4,640	8.7%	COPR	HORWITH	JTLX30136
11/17/08	12/16/08	005121512	64054	68,380	50,480	17,900	26.2%	COPR	HORWITH	JTLX30136
11/17/08	12/16/08	005121513	64055	8,560	49,700	(41,140)	-480.6%	COPR	HORWITH	JTLX30136
11/17/08	12/16/08	005121514	64056	65,840	48,020	17,820	27.1%	COPR	HORWITH	JTLX30136
11/17/08	12/16/08	005121515	64057	50,180	50,020	160	0.3%	COPR	HORWITH	DJLX98524
11/17/08	12/16/08	005121516	64058	67,300	49,440	17,860	26.5%	COPR	HORWITH	DJLX98524
11/17/08	12/16/08	005121517	64059	64,180	50,120	14,060	21.9%	COPR	HORWITH	DJLX98524
11/17/08	12/16/08	005121518	64060	14,220	48,260	(34,040)	-239.4%	COPR	HORWITH	DJLX98524
11/17/08	12/16/08	005121519	64061	21,220	48,020	(26,800)	-126.3%	COPR	HORWITH	DJLX98542
11/17/08	12/16/08	005121520	64062	68,040	51,880	16,160	23.8%	COPR	HORWITH	DJLX98542
11/17/08	12/16/08	005121521	64063	67,160	48,140	19,020	28.3%	COPR	HORWITH	DJLX98542
11/17/08	12/16/08	005121522	64064	44,860	50,680	(5,820)	-13.0%	COPR	HORWITH	DJLX98542
11/17/08	12/16/08	005121523	64065	7,660	50,620	(42,960)	-560.8%	COPR	HORWITH	JTLX30113
11/17/08	12/16/08	005121524	64066	76,300	50,000	26,300	34.5%	COPR	HORWITH	JTLX30113

Honeywell

HONEYWELL SA-7 USE HAZARDOUS WASTE TRACKING (2006)										
Date Shipped	Date of Return Manifest	State Manifest	Man. Doc #	Facilty Manifest Weight (lbs)	Estimated Weight (lbs)	Manifest - Estimate (lbs)	Manifest - Estimate (%)	Material	Transporter	RAILCAR #
11/17/08	12/16/08	005121525	64067	47,220	49,120	(1,900)	-4.0%	COPR	HORWITH	JTLX30113
11/17/08	12/16/08	005121526	64068	68,280	52,100	16,180	23.7%	COPR	HORWITH	JTLX30113
11/17/08	12/16/08	005121527	64069	67,160	51,260	15,900	23.7%	COPR	HORWITH	CHUX215
11/17/08	12/16/08	005121528	64070	57,340	49,380	7,960	13.9%	COPR	HORWITH	CHUX215
11/17/08	12/16/08	005121529	64071	33,760	51,400	(17,640)	-52.3%	COPR	HORWITH	CHUX215
11/17/08	12/16/08	005121530	64072	33,760	48,940	(15,180)	-45.0%	COPR	HORWITH	CHUX215
11/17/08	12/16/08	005121531	64073	67,900	49,680	18,220	26.8%	COPR	HORWITH	JTLX156
11/17/08	12/16/08	005121532	64074	66,120	51,640	14,480	21.9%	COPR	HORWITH	JTLX156
11/17/08	12/16/08	005121533	64075	33,480	52,140	(18,660)	-55.7%	COPR	HORWITH	JTLX156
11/17/08	12/16/08	005121534	64076	33,460	50,340	(16,880)	-50.4%	COPR	HORWITH	JTLX156
11/17/08	12/16/08	005121535	64077	68,080	48,400	19,680	28.9%	COPR	HORWITH	DJLX98506
11/17/08	12/16/08	005121536	64078	67,160	49,200	17,960	26.7%	COPR	HORWITH	DJLX98506
11/17/08	12/16/08	005121537	64079	32,240	48,820	(16,580)	-51.4%	COPR	HORWITH	DJLX98506
11/17/08	12/16/08	005121538	64080	68,080	50,000	18,080	26.6%	COPR	HORWITH	CEFX35832
11/17/08	12/16/08	005121539	64081	32,240	50,260	(18,020)	-55.9%	COPR	HORWITH	DJLX98506
11/17/08	12/16/08	005121540	64082	60,940	50,340	10,600	17.4%	COPR	HORWITH	CEFX35832
11/17/08	12/16/08	005121541	64083	34,320	50,540	(16,220)	-47.3%	COPR	HORWITH	CEFX35832
11/17/08	12/16/08	005121542	64084	34,300	51,560	(17,260)	-50.3%	COPR	HORWITH	CEFX35832
11/17/08	12/16/08	005121543	64085	76,360	49,640	26,720	35.0%	COPR	HORWITH	CHUX180
11/17/08	12/16/08	005121544	64086	76,140	49,720	26,420	34.7%	COPR	HORWITH	CHUX180
11/17/08	12/16/08	005121545	64087	19,100	50,360	(31,260)	-163.7%	COPR	HORWITH	CHUX180
11/17/08	12/16/08	005121546	64088	19,100	50,020	(30,920)	-161.9%	COPR	HORWITH	CHUX180
11/17/08	12/16/08	005121547	64089	52,500	50,460	2,040	3.9%	COPR	HORWITH	CHUX185
11/17/08	12/16/08	005121548	64090	38,200	51,680	(13,480)	-35.3%	COPR	HORWITH	CHUX185
11/17/08	12/16/08	005121549	64091	76,480	49,960	26,520	34.7%	COPR	HORWITH	CHUX185
11/17/08	12/16/08	005121550	64092	38,200	50,620	(12,420)	-32.5%	COPR	HORWITH	CHUX185
11/17/08	12/16/08	005121551	64093	67,560	49,500	18,060	26.7%	COPR	HORWITH	CITX300140
11/17/08	12/16/08	005121552	64094	67,560	50,000	17,560	26.0%	COPR	HORWITH	CITX300140
11/17/08	12/16/08	005121553	64095	34,460	50,000	(15,540)	-45.1%	COPR	HORWITH	CITX300140
11/17/08	12/16/08	005121554	64096	34,460	51,720	(17,260)	-50.1%	COPR	HORWITH	CITX300140
11/17/08	12/16/08	005121555	64097	39,240	51,240	(12,000)	-30.6%	COPR	HORWITH	CITX300117
11/17/08	12/16/08	005121556	64098	65,940	49,700	16,240	24.6%	COPR	HORWITH	CITX300117
11/17/08	12/16/08	005121557	64099	65,580	49,780	15,800	24.1%	COPR	HORWITH	CITX300117
11/17/08	12/16/08	005121558	64100	31,080	51,820	(20,740)	-66.7%	COPR	HORWITH	CITX300117
11/17/08	12/16/08	005121559	64101	63,880	50,800	13,080	20.5%	COPR	HORWITH	JTLX30109
11/17/08	12/16/08	005121560	64102	16,680	51,240	(34,560)	-207.2%	COPR	HORWITH	JTLX30110
11/17/08	12/16/08	005121561	64103	66,580	49,460	17,120	25.7%	COPR	HORWITH	JTLX30109
11/17/08	12/16/08	005121562	64104	28,400	48,020	(19,620)	-69.1%	COPR	HORWITH	JTLX30109
11/18/08	12/16/08	005121563	64105	35,020	51,240	(16,220)	-46.3%	COPR	HORWITH	DJLX98519
11/18/08	12/16/08	005121564	64106	76,040	48,720	27,320	35.9%	COPR	HORWITH	DJLX98519
11/18/08	12/16/08	005121565	64107	67,680	50,900	16,780	24.8%	COPR	HORWITH	DJLX98519
11/18/08	12/16/08	005121566	64108	20,880	50,540	(29,660)	-142.0%	COPR	HORWITH	DJLX98519
11/18/08	12/16/08	005121567	64109	68,340	50,140	18,200	26.6%	COPR	HORWITH	JTLX30154
11/18/08	12/16/08	005121568	64110	17,760	50,900	(33,140)	-186.6%	COPR	HORWITH	JTLX30154
11/18/08	12/16/08	005121569	64111	76,020	50,900	25,120	33.0%	COPR	HORWITH	JTLX30154
11/18/08	12/16/08	005121570	64112	27,580	50,420	(22,840)	-82.8%	COPR	HORWITH	CHUX325
11/18/08	12/16/08	005121571	64113	41,140	51,300	(10,160)	-24.7%	COPR	HORWITH	JTLX30154
11/18/08	12/16/08	005121572	64114	68,360	52,340	16,020	23.4%	COPR	HORWITH	CHUX325
11/18/08	12/16/08	005121573	64115	26,980	52,240	(25,260)	-93.6%	COPR	HORWITH	CHUX325
11/18/08	12/16/08	005121574	64116	75,800	52,200	23,600	31.1%	COPR	HORWITH	JTLX152
11/18/08	12/16/08	005121575	64117	76,200	51,780	24,420	32.0%	COPR	HORWITH	CHUX325
11/18/08	12/16/08	005121576	64118	26,200	48,000	(21,800)	-83.2%	COPR	HORWITH	JTLX152
11/18/08	12/16/08	005121577	64119	76,300	50,260	26,040	34.1%	COPR	HORWITH	JTLX152
11/18/08	12/16/08	005121578	64120	26,180	50,640	(24,460)	-93.4%	COPR	HORWITH	JTLX152
11/18/08	12/16/08	005121579	64121	65,920	51,480	14,440	21.9%	COPR	HORWITH	CHUX161
11/18/08	12/16/08	005121580	64122	25,600	52,020	(26,420)	-103.2%	COPR	HORWITH	CHUX161
11/18/08	12/16/08	005121581	64123	64,320	51,300	13,020	20.2%	COPR	HORWITH	CHUX161
11/18/08	12/16/08	005121582	64124	50,560	50,920	(360)	-0.7%	COPR	HORWITH	CHUX161
11/18/08	12/16/08	005121583	64125	76,180	51,540	24,640	32.3%	COPR	HORWITH	JTLX30110
11/18/08	12/16/08	005121584	64126	67,920	50,280	17,640	26.0%	COPR	HORWITH	JTLX30110
11/18/08	12/16/08	005121585	64127	41,760	51,700	(9,940)	-23.8%	COPR	HORWITH	JTLX30110
11/18/08	12/16/08	005121586	64128	18,400	50,540	(32,140)	-174.7%	COPR	HORWITH	CITX300121
11/18/08	12/16/08	005121587	64129	67,100	51,100	16,000	23.8%	COPR	HORWITH	CITX300121
11/18/08	12/16/08	005121588	64130	77,160	51,180	25,980	33.7%	COPR	HORWITH	CITX300121
11/18/08	12/16/08	005121589	64131	12,180	48,300	(36,120)	-296.6%	COPR	HORWITH	CHUX304
11/18/08	12/16/08	005121590	64132	66,720	51,940	14,780	22.2%	COPR	HORWITH	CHUX304
11/18/08	12/16/08	005121591	64133	40,480	50,760	(10,280)	-25.4%	COPR	HORWITH	CITX300121
11/18/08	12/16/08	005121592	64134	65,700	49,200	16,500	25.1%	COPR	HORWITH	CHUX304
11/18/08	12/16/08	005121593	64135	53,120	51,720	1,400	2.6%	COPR	HORWITH	CHUX304
11/18/08	12/16/08	005121594	64136	16,220	51,140	(34,920)	-215.3%	COPR	HORWITH	CHUX103
11/18/08	12/16/08	005121595	64137	67,040	51,060	15,980	23.8%	COPR	HORWITH	CHUX196
11/18/08	12/16/08	005121596	64138	76,020	50,740	25,280	33.3%	COPR	HORWITH	CHUX196
11/18/08	12/16/08	005121597	64139	29,540	50,700	(21,160)	-71.6%	COPR	HORWITH	CHUX196
11/18/08	12/16/08	005121598	64140	29,560	50,660	(21,100)	-71.4%	COPR	HORWITH	CHUX196

Honeywell

HONEYWELL SA-7 USE HAZARDOUS WASTE TRACKING (2006)										
Date Shipped	Date of Return Manifest	State Manifest	Man. Doc #	Facilty Manifest Weight (lbs)	Estimated Weight (lbs)	Manifest - Estimate (lbs)	Manifest - Estimate (%)	Material	Transporter	RAILCAR #
11/18/08	12/16/08	005121599	64141	25,100	49,160	(24,060)	-95.9%	COPR	HORWITH	CHUX280
11/18/08	12/16/08	005121600	64142	55,860	50,980	4,880	8.7%	COPR	HORWITH	CHUX280
11/18/08	12/16/08	005121601	64143	67,320	50,100	17,220	25.6%	COPR	HORWITH	CHUX280
11/18/08	12/16/08	005121602	64144	11,660	51,040	(39,380)	-337.7%	COPR	HORWITH	JTLX30168
11/18/08	12/16/08	005121603	64145	49,720	50,800	(1,080)	-2.2%	COPR	HORWITH	CHUX280
11/18/08	12/16/08	005121604	64146	66,760	51,000	15,760	23.6%	COPR	HORWITH	JTLX30168
11/18/08	12/16/08	005121605	64147	64,460	50,100	14,360	22.3%	COPR	HORWITH	JTLX30168
11/18/08	12/16/08	005121606	64148	55,460	48,060	7,400	13.3%	COPR	HORWITH	JTLX30168
11/18/08	12/16/08	005121607	64149	45,280	51,160	(5,880)	-13.0%	COPR	HORWITH	CHUX221
11/18/08	12/16/08	005121608	64150	67,780	51,820	15,960	23.5%	COPR	HORWITH	CHUX221
11/18/08	12/16/08	005121609	64151	67,800	49,120	18,680	27.6%	COPR	HORWITH	CHUX221
11/18/08	12/16/08	005121610	64152	19,980	50,860	(30,880)	-154.6%	COPR	HORWITH	CHUX221
11/18/08	12/16/08	005121611	64153	45,380	50,700	(5,320)	-11.7%	COPR	HORWITH	CHUX148
11/18/08	12/16/08	005121612	64154	67,520	52,400	15,120	22.4%	COPR	HORWITH	CHUX148
11/18/08	12/16/08	005121613	64155	76,240	51,200	25,040	32.8%	COPR	HORWITH	CHUX148
11/18/08	12/16/08	005121614	64156	16,000	50,440	(34,440)	-215.3%	COPR	HORWITH	CHUX148
11/18/08	12/16/08	005121615	64157	76,180	51,520	24,660	32.4%	COPR	HORWITH	JTLX80
11/18/08	12/16/08	005121616	64158	67,620	52,400	15,220	22.5%	COPR	HORWITH	JTLX80
11/18/08	12/16/08	005121617	64159	28,460	51,780	(23,320)	-81.9%	COPR	HORWITH	JTLX80
11/18/08	12/16/08	005121618	64160	28,460	51,680	(23,220)	-81.6%	COPR	HORWITH	JTLX80
11/18/08	12/16/08	005121619	64161	46,460	51,320	(4,860)	-10.5%	COPR	HORWITH	CHUX208
11/18/08	12/16/08	005121620	64162	64,260	51,020	13,240	20.6%	COPR	HORWITH	CHUX208
11/18/08	12/16/08	005121621	64163	65,600	50,420	15,180	23.1%	COPR	HORWITH	CHUX208
11/18/08	12/16/08	005121622	64164	76,460	52,220	24,240	31.7%	COPR	HORWITH	CHUX103
11/18/08	12/16/08	005121623	64165	22,360	49,400	(27,040)	-120.9%	COPR	HORWITH	CHUX208
11/18/08	12/16/08	005121624	64166	31,460	49,120	(17,660)	-56.1%	COPR	HORWITH	CHUX103
11/18/08	12/16/08	005121625	64167	76,460	50,300	26,160	34.2%	COPR	HORWITH	CHUX103
11/18/08	12/16/08	005121626	64168	42,500	51,020	(8,520)	-20.0%	COPR	HORWITH	CHUX240
11/19/08	12/16/08	005121627	64169	76,420	51,260	25,160	32.9%	COPR	HORWITH	CHUX240
11/19/08	12/16/08	005121628	64170	38,220	50,720	(12,500)	-32.7%	COPR	HORWITH	CHUX240
11/19/08	12/16/08	005121629	64171	38,220	50,780	(12,560)	-32.9%	COPR	HORWITH	CHUX240
11/19/08	12/16/08	005121630	64172	23,900	50,320	(26,420)	-110.5%	COPR	HORWITH	JTLX50
11/19/08	12/16/08	005121631	64173	67,200	51,640	15,560	23.2%	COPR	HORWITH	JTLX50
11/19/08	12/16/08	005121632	64174	67,980	50,840	17,140	25.2%	COPR	HORWITH	JTLX50
11/19/08	12/16/08	005121633	64175	42,740	50,900	(8,160)	-19.1%	COPR	HORWITH	JTLX50
11/19/08	12/16/08	005121634	64176	37,680	49,520	(11,840)	-31.4%	COPR	HORWITH	CHUX140
11/19/08	12/16/08	005121635	64177	66,240	50,660	15,580	23.5%	COPR	HORWITH	CHUX140
11/19/08	12/16/08	005121636	64178	67,140	49,300	17,840	26.6%	COPR	HORWITH	CHUX140
11/19/08	12/16/08	005121637	64179	24,960	48,460	(23,500)	-94.2%	COPR	HORWITH	CHUX140
11/19/08	12/16/08	005121638	64180	46,000	48,020	(2,020)	-4.4%	COPR	HORWITH	CHUX183
11/19/08	12/16/08	005121639	64181	75,840	49,000	26,840	35.4%	COPR	HORWITH	CHUX183
11/19/08	12/16/08	005121640	64182	38,140	50,740	(12,600)	-33.0%	COPR	HORWITH	CHUX183
11/19/08	12/16/08	005121641	64183	38,140	49,960	(11,820)	-31.0%	COPR	HORWITH	CHUX183
11/19/08	12/16/08	005121642	64184	43,060	51,100	(8,040)	-18.7%	COPR	HORWITH	CHUX228
11/19/08	12/16/08	005121643	64185	67,760	49,800	17,960	26.5%	COPR	HORWITH	CHUX228
11/19/08	12/16/08	005121644	64186	67,720	48,820	18,900	27.9%	COPR	HORWITH	CHUX228
11/19/08	12/16/08	005121645	64187	21,640	50,580	(28,940)	-133.7%	COPR	HORWITH	CHUX228
11/19/08	12/16/08	005121646	64188	17,040	51,920	(34,880)	-204.7%	COPR	HORWITH	CHUX195
11/19/08	12/16/08	005121647	64189	76,120	52,120	24,000	31.5%	COPR	HORWITH	CHUX195
11/19/08	12/16/08	005121648	64190	68,280	51,360	16,920	24.8%	COPR	HORWITH	CHUX195
11/19/08	12/16/08	005121649	64191	42,060	52,360	(10,300)	-24.5%	COPR	HORWITH	CHUX133
11/19/08	12/16/08	005121650	64192	44,380	50,060	(5,680)	-12.8%	COPR	HORWITH	CHUX195
11/19/08	12/16/08	005121651	64193	67,320	51,740	15,580	23.1%	COPR	HORWITH	CHUX133
11/19/08	12/16/08	005121652	64194	68,480	51,760	16,720	24.4%	COPR	HORWITH	CHUX133
11/19/08	12/16/08	005121653	64195	28,420	52,180	(23,760)	-83.6%	COPR	HORWITH	CHUX133
11/19/08	12/16/08	005121654	64196	30,420	51,400	(20,980)	-69.0%	COPR	HORWITH	CHUX162
11/19/08	12/16/08	005121655	64197	76,200	51,360	24,840	32.6%	COPR	HORWITH	CHUX162
11/19/08	12/16/08	005121656	64198	68,140	50,900	17,240	25.3%	COPR	HORWITH	CHUX162
11/19/08	12/16/08	005121657	64199	26,900	50,420	(23,520)	-87.4%	COPR	HORWITH	CHUX162
11/19/08	12/16/08	005121658	64200	44,480	51,620	(7,140)	-16.1%	COPR	HORWITH	JTLX30121
11/19/08	12/16/08	005121659	64201	71,760	51,660	20,100	28.0%	COPR	HORWITH	CITX300146
11/19/08	12/16/08	005121660	64202	76,160	51,820	24,340	32.0%	COPR	HORWITH	CITX300146
11/19/08	12/16/08	005121661	64203	30,200	51,600	(21,400)	-70.9%	COPR	HORWITH	CITX300146
11/19/08	12/16/08	005121662	64204	30,200	51,520	(21,320)	-70.6%	COPR	HORWITH	CITX300146
11/19/08	12/16/08	005121663	64205	5,940	51,500	(45,560)	-767.0%	COPR	HORWITH	CHUX150
11/19/08	12/16/08	005121664	64206	67,440	50,660	16,780	24.9%	COPR	HORWITH	CHUX150
11/19/08	12/16/08	005121665	64207	64,400	51,480	12,920	20.1%	COPR	HORWITH	CHUX150
11/19/08	12/16/08	005121666	64208	32,060	52,180	(20,120)	-62.8%	COPR	HORWITH	JTLX30122
11/19/08	12/16/08	005121667	64209	67,600	52,560	15,040	22.2%	COPR	HORWITH	CHUX150
11/19/08	12/16/08	005121668	64210	68,540	52,200	16,340	23.8%	COPR	HORWITH	JTLX30122
11/19/08	12/16/08	005121669	64211	67,060	52,720	14,340	21.4%	COPR	HORWITH	JTLX30122
11/19/08	12/16/08	005121670	64212	42,020	51,940	(9,920)	-23.6%	COPR	HORWITH	JTLX30122
11/19/08	12/16/08	005121671	64213	76,360	52,360	24,000	31.4%	COPR	HORWITH	JTLX30118
11/19/08	12/16/08	005121672	64214	76,200	49,260	26,940	35.4%	COPR	HORWITH	JTLX30118
11/19/08	12/16/08	005121673	64215	24,520	49,880	(25,360)	-103.4%	COPR	HORWITH	JTLX30118

HONEYWELL SA-7 USE HAZARDOUS WASTE TRACKING (2006)										
Date Shipped	Date of Return Manifest	State Manifest	Man. Doc #	Facilty Manifest Weight (lbs)	Estimated Weight (lbs)	Manifest - Estimate (lbs)	Manifest - Estimate (%)	Material	Transporter	RAILCAR #
11/19/08	12/16/08	005121674	64216	24,520	52,280	(27,760)	-113.2%	COPR	HORWITH	JTLX30118
11/19/08	12/16/08	005121675	64217	14,120	51,700	(37,580)	-266.1%	COPR	HORWITH	CHUX309
11/19/08	12/16/08	005121676	64218	67,620	51,480	16,140	23.9%	COPR	HORWITH	CHUX309
11/19/08	12/16/08	005121677	64219	76,220	49,640	26,580	34.9%	COPR	HORWITH	CHUX309
11/19/08	12/16/08	005121678	64220	45,620	51,080	(5,460)	-12.0%	COPR	HORWITH	CHUX309
11/19/08	12/16/08	005121679	64221	66,740	51,300	15,440	23.1%	COPR	HORWITH	JTLX30121
11/19/08	12/16/08	005121680	64222	68,280	50,200	18,080	26.5%	COPR	HORWITH	JTLX30121
11/19/08	12/16/08	005121681	64223	6,840	50,340	(43,500)	-636.0%	COPR	HORWITH	CEFX35239
11/19/08	12/16/08	005121682	64224	66,980	50,320	16,660	24.9%	COPR	HORWITH	CEFX35239
11/19/08	12/16/08	005121683	64225	23,200	50,800	(27,600)	-119.0%	COPR	HORWITH	JTLX30121
11/19/08	12/16/08	005121684	64226	66,260	49,020	17,240	26.0%	COPR	HORWITH	CEFX35239
11/19/08	12/16/08	005121685	64227	60,120	51,060	9,060	15.1%	COPR	HORWITH	CEFX35239
11/19/08	12/16/08	005121686	64228	67,920	50,900	17,020	25.1%	COPR	HORWITH	JTLX283
11/19/08	12/16/08	005121687	64229	30,800	50,080	(19,280)	-62.6%	COPR	HORWITH	JTLX283
11/19/08	12/16/08	005121688	64230	76,280	49,680	26,600	34.9%	COPR	HORWITH	JTLX283
11/19/08	12/16/08	005121689	64231	30,820	50,520	(19,700)	-63.9%	COPR	HORWITH	JTLX283
11/19/08	12/16/08	005121690	64232	10,780	50,880	(40,100)	-372.0%	COPR	HORWITH	JTLX141
11/20/08	12/16/08	005121691	64233	76,520	49,140	27,380	35.8%	COPR	HORWITH	JTLX141
11/20/08	12/16/08	005121692	64234	76,180	51,220	24,960	32.8%	COPR	HORWITH	JTLX141
11/20/08	12/16/08	005121693	64235	76,920	49,880	27,040	35.2%	COPR	HORWITH	CHUX113
11/20/08	12/16/08	005121694	64236	36,140	49,480	(13,340)	-36.9%	COPR	HORWITH	JTLX141
11/20/08	12/16/08	005121695	64237	22,820	49,340	(26,520)	-116.2%	COPR	HORWITH	CHUX113
11/20/08	12/16/08	005121696	64238	75,620	49,060	26,560	35.1%	COPR	HORWITH	CHUX113
11/20/08	12/16/08	005121697	64239	23,600	49,520	(25,920)	-109.8%	COPR	HORWITH	CHUX113
11/20/08	12/16/08	005121698	64240	53,220	49,380	3,840	7.2%	COPR	HORWITH	JTLX192
11/20/08	12/16/08	005121699	64241	76,480	51,160	25,320	33.1%	COPR	HORWITH	JTLX192
11/20/08	12/16/08	005121700	64242	37,880	49,560	(11,680)	-30.8%	COPR	HORWITH	JTLX192
11/20/08	12/16/08	005121701	64243	37,900	51,580	(13,680)	-36.1%	COPR	HORWITH	JTLX192
11/20/08	12/16/08	005121702	64244	14,660	51,920	(37,260)	-254.2%	COPR	HORWITH	CITX300105
11/20/08	12/16/08	005121703	64245	67,680	50,760	16,920	25.0%	COPR	HORWITH	CITX300105
11/20/08	12/16/08	005121704	64246	67,200	51,300	15,900	23.7%	COPR	HORWITH	CITX300105
11/20/08	12/16/08	005121705	64247	53,260	50,420	2,840	5.3%	COPR	HORWITH	CITX300105
11/20/08	12/16/08	005121706	64248	57,820	50,280	7,540	13.0%	COPR	HORWITH	JTLX271
11/20/08	12/16/08	005121707	64249	76,160	49,600	26,560	34.9%	COPR	HORWITH	JTLX271
11/20/08	12/16/08	005121708	64250	32,060	48,760	(16,700)	-52.1%	COPR	HORWITH	JTLX271
11/20/08	12/16/08	005121709	64251	32,060	49,340	(17,280)	-53.9%	COPR	HORWITH	JTLX271
11/20/08	12/16/08	005121710	64252	52,000	49,980	2,020	3.9%	COPR	HORWITH	CHUX256
11/20/08	12/16/08	005121711	64253	21,960	50,600	(28,640)	-130.4%	COPR	HORWITH	CHUX256
11/20/08	12/16/08	005121712	64254	56,320	48,060	8,260	14.7%	COPR	HORWITH	CHUX256
11/20/08	12/16/08	005121713	64255	66,720	50,740	15,980	24.0%	COPR	HORWITH	CHUX256
11/20/08	12/16/08	005121714	64256	35,540	51,320	(15,780)	-44.4%	COPR	HORWITH	CHUX259
11/20/08	12/16/08	005121715	64257	76,840	52,380	24,460	31.8%	COPR	HORWITH	CHUX259
11/20/08	12/16/08	005121716	64258	76,060	50,680	25,380	33.4%	COPR	HORWITH	CHUX259
11/20/08	12/16/08	005121717	64259	18,460	51,820	(33,360)	-180.7%	COPR	HORWITH	CITX300168
11/20/08	12/16/08	005121718	64260	18,260	50,700	(32,440)	-177.7%	COPR	HORWITH	CHUX259
11/20/08	12/16/08	005121719	64261	68,300	51,780	16,520	24.2%	COPR	HORWITH	CITX300168
11/20/08	12/16/08	005121720	64262	68,520	51,080	17,440	25.5%	COPR	HORWITH	CITX300168
11/20/08	12/16/08	005121721	64263	38,200	51,600	(13,400)	-35.1%	COPR	HORWITH	JTLX30140
11/20/08	12/16/08	005121722	64264	46,680	49,120	(2,440)	-5.2%	COPR	HORWITH	CITX300168
11/20/08	12/16/08	005121723	64265	37,460	51,000	(13,540)	-36.1%	COPR	HORWITH	CEFX35838
11/20/08	12/16/08	005121724	64266	67,660	51,740	15,920	23.5%	COPR	HORWITH	CEFX35838
11/20/08	12/16/08	005121725	64267	66,600	52,220	14,380	21.6%	COPR	HORWITH	CEFX35838
11/20/08	12/16/08	005121726	64268	31,500	51,860	(20,360)	-64.6%	COPR	HORWITH	CEFX35838
11/20/08	12/16/08	005121727	64269	46,080	50,480	(4,400)	-9.5%	COPR	HORWITH	CHUX130
11/20/08	12/16/08	005121728	64270	65,740	51,280	14,460	22.0%	COPR	HORWITH	CHUX130
11/20/08	12/16/08	005121729	64271	66,400	49,020	17,380	26.2%	COPR	HORWITH	CHUX130
11/20/08	12/16/08	005121730	64272	45,140	51,000	(5,860)	-13.0%	COPR	HORWITH	CITX300110
11/20/08	12/16/08	005121731	64273	20,900	51,440	(30,540)	-146.1%	COPR	HORWITH	CHUX130
11/20/08	12/16/08	005121732	64274	68,600	50,660	17,940	26.2%	COPR	HORWITH	CITX300110
11/20/08	12/16/08	005121733	64275	67,560	50,380	17,180	25.4%	COPR	HORWITH	CITX300110
11/20/08	12/16/08	005121734	64276	18,460	49,900	(31,440)	-170.3%	COPR	HORWITH	CITX300110
11/20/08	12/16/08	005121735	64277	49,940	49,400	540	1.1%	COPR	HORWITH	CHUX212
11/20/08	12/16/08	005121736	64278	66,960	50,080	16,880	25.2%	COPR	HORWITH	CHUX212
11/20/08	12/16/08	005121738	64279	64,520	51,520	13,000	20.1%	COPR	HORWITH	CHUX212
11/20/08	12/16/08	005121739	64280	21,680	52,500	(30,820)	-142.2%	COPR	HORWITH	CHUX212
11/20/08	12/16/08	005121740	64281	76,860	50,880	25,980	33.8%	COPR	HORWITH	JTLX30140
11/20/08	12/16/08	005121741	64282	68,180	51,580	16,600	24.3%	COPR	HORWITH	JTLX30140
11/20/08	12/16/08	005121742	64283	23,240	49,580	(26,340)	-113.3%	COPR	HORWITH	JTLX30140
11/20/08	12/16/08	005121743	64284	44,040	52,600	(8,560)	-19.4%	COPR	HORWITH	JTLX30147
11/20/08	12/16/08	005121744	64285	75,900	51,940	23,960	31.6%	COPR	HORWITH	JTLX30147
11/20/08	12/16/08	005121745	64286	67,840	51,940	15,900	23.4%	COPR	HORWITH	JTLX30147
11/20/08	12/16/08	005121746	64287	17,540	50,080	(32,540)	-185.5%	COPR	HORWITH	JTLX30147
11/20/08	12/16/08	005121747	64288	9,080	52,020	(42,940)	-472.9%	COPR	HORWITH	CHUX315
11/20/08	12/16/08	005121748	64289	46,560	51,960	(5,400)	-11.6%	COPR	HORWITH	NDYX320427
11/20/08	12/16/08	005121749	64290	67,860	52,320	15,540	22.9%	COPR	HORWITH	CHUX315

HONEYWELL SA-7 USE HAZARDOUS WASTE TRACKING (2006)										
Date Shipped	Date of Return Manifest	State Manifest	Man. Doc #	Facilty Manifest Weight (lbs)	Estimated Weight (lbs)	Manifest - Estimate (lbs)	Manifest - Estimate (%)	Material	Transporter	RAILCAR #
11/20/08	12/16/08	005121750	64291	68,380	51,500	16,880	24.7%	COPR	HORWITH	CHUX315
11/20/08	12/16/08	005121751	64292	58,860	50,240	8,620	14.6%	COPR	HORWITH	CHUX315
11/20/08	12/16/08	005121752	64293	76,920	51,840	25,080	32.6%	COPR	HORWITH	NDYX320427
11/20/08	12/16/08	005121753	64294	77,420	51,400	26,020	33.6%	COPR	HORWITH	NDYX320427
11/20/08	12/16/08	005121754	64295	5,400	52,760	(47,360)	-877.0%	COPR	HORWITH	NDYX320427
11/20/08	12/16/08	005121755	64296	22,040	51,280	(29,240)	-132.7%	COPR	HORWITH	CEFX35236
11/21/08	12/16/08	005121756	64297	8,820	49,920	(41,100)	-466.0%	COPR	HORWITH	JTLX275
11/21/08	12/16/08	005121757	64298	68,500	51,440	17,060	24.9%	COPR	HORWITH	JTLX275
11/21/08	12/16/08	005121758	64299	67,640	50,640	17,000	25.1%	COPR	HORWITH	JTLX275
11/21/08	12/16/08	005121759	64300	55,780	52,200	3,580	6.4%	COPR	HORWITH	JTLX275
11/21/08	12/16/08	005121760	64301	36,700	49,780	(13,080)	-35.6%	COPR	HORWITH	CHUX305
11/21/08	12/16/08	005121761	64302	67,120	49,420	17,700	26.4%	COPR	HORWITH	CHUX305
11/21/08	12/16/08	005121762	64303	64,940	51,560	13,380	20.6%	COPR	HORWITH	CHUX305
11/21/08	12/16/08	005121763	64304	29,780	50,880	(21,100)	-70.9%	COPR	HORWITH	CHUX305
11/21/08	12/16/08	005121764	64305	76,020	52,060	23,960	31.5%	COPR	HORWITH	CITX300156
11/21/08	12/16/08	005121765	64306	75,900	51,080	24,820	32.7%	COPR	HORWITH	CITX300156
11/21/08	12/16/08	005121766	64307	29,540	52,380	(22,840)	-77.3%	COPR	HORWITH	CITX300156
11/21/08	12/16/08	005121767	64308	29,560	51,500	(21,940)	-74.2%	COPR	HORWITH	CITX300156
11/21/08	12/16/08	005121768	64309	43,000	52,220	(9,220)	-21.4%	COPR	HORWITH	CEFX35841
11/21/08	12/16/08	005121769	64310	66,920	49,100	17,820	26.6%	COPR	HORWITH	CEFX35841
11/21/08	12/16/08	005121770	64311	56,500	49,460	7,040	12.5%	COPR	HORWITH	CEFX35841
11/21/08	12/16/08	005121771	64312	31,260	51,480	(20,220)	-64.7%	COPR	HORWITH	CEFX35841
11/21/08	12/16/08	005121772	64313	47,720	50,880	(3,160)	-6.6%	COPR	HORWITH	CITX300127
11/21/08	12/16/08	005121773	64314	67,240	49,380	17,860	26.6%	COPR	HORWITH	CITX300127
11/21/08	12/16/08	005121774	64315	68,280	49,140	19,140	28.0%	COPR	HORWITH	CITX300127
11/21/08	12/16/08	005121775	64316	14,140	48,800	(34,660)	-245.1%	COPR	HORWITH	CITX300127
11/21/08	12/16/08	005121776	64317	22,540	49,680	(27,140)	-120.4%	COPR	HORWITH	CEFX35801
11/21/08	12/16/08	005121777	64318	66,280	50,060	16,220	24.5%	COPR	HORWITH	CEFX35801
11/21/08	12/16/08	005121778	64319	67,900	49,120	18,780	27.7%	COPR	HORWITH	CEFX35801
11/21/08	12/16/08	005121779	64320	40,940	50,100	(9,160)	-22.4%	COPR	HORWITH	CEFX35801
11/21/08	12/16/08	005121780	64321	26,180	51,960	(25,780)	-98.5%	COPR	HORWITH	JTLX30108
11/21/08	12/16/08	005121781	64322	76,460	49,820	26,640	34.8%	COPR	HORWITH	JTLX30108
11/21/08	12/16/08	005121782	64323	76,560	50,720	25,840	33.8%	COPR	HORWITH	JTLX30108
11/21/08	12/16/08	005121783	64324	20,440	50,180	(29,740)	-145.5%	COPR	HORWITH	JTLX30108
11/21/08	12/16/08	005121784	64325	21,640	50,720	(29,080)	-134.4%	COPR	HORWITH	CEFX35805
11/21/08	12/16/08	005121785	64326	67,720	50,980	16,740	24.7%	COPR	HORWITH	CEFX35805
11/21/08	12/16/08	005121786	64327	68,120	50,840	17,280	25.4%	COPR	HORWITH	CEFX35805
11/21/08	12/16/08	005121787	64328	43,740	51,060	(7,320)	-16.7%	COPR	HORWITH	CEFX35805
11/21/08	12/30/08	005121788	64329	8,200	50,220	(42,020)	-512.4%	COPR	HORWITH	CEFX35800
11/21/08	12/16/08	005121789	64330	37,840	51,740	(13,900)	-36.7%	COPR	HORWITH	CITX300165
11/21/08	12/30/08	005121790	64331	68,140	51,500	16,640	24.4%	COPR	HORWITH	CEFX35800
11/21/08	12/16/08	005121791	64332	24,380	50,680	(26,300)	-107.9%	COPR	HORWITH	CITX300165
11/21/08	12/30/08	005121792	64333	66,820	52,480	14,340	21.5%	COPR	HORWITH	CEFX35800
11/21/08	12/16/08	005121793	64334	66,680	51,960	14,720	22.1%	COPR	HORWITH	CEFX35236
11/21/08	12/30/08	005121794	64335	58,740	51,120	7,620	13.0%	COPR	HORWITH	CEFX35800
11/21/08	12/16/08	005121795	64336	68,240	52,320	15,920	23.3%	COPR	HORWITH	CITX300165
11/21/08	12/16/08	005121796	64337	76,140	52,380	23,760	31.2%	COPR	HORWITH	CITX300165
11/21/08	12/16/08	005121797	64338	6,020	49,600	(43,580)	-723.9%	COPR	HORWITH	CHUX111
11/21/08	12/16/08	005121798	64339	67,560	50,840	16,720	24.7%	COPR	HORWITH	CEFX35236
11/21/08	12/16/08	005121799	64340	51,380	51,580	(200)	-0.4%	COPR	HORWITH	CEFX35236
11/21/08	12/30/08	005121800	64341	76,480	50,380	26,100	34.1%	COPR	HORWITH	JTLX94
11/21/08	12/16/08	005121801	64342	67,340	48,920	18,420	27.4%	COPR	HORWITH	CHUX111
11/21/08	12/16/08	005121802	64343	76,040	50,700	25,340	33.3%	COPR	HORWITH	CHUX111
11/21/08	12/16/08	005121803	64344	51,800	52,340	(540)	-1.0%	COPR	HORWITH	CHUX111
11/21/08	12/30/08	005121804	64345	7,260	52,400	(45,140)	-621.8%	COPR	HORWITH	JTLX94
11/21/08	12/30/08	005121805	64346	67,940	50,540	17,400	25.6%	COPR	HORWITH	JTLX94
11/21/08	12/16/08	005121806	64347	66,240	52,120	14,120	21.3%	COPR	HORWITH	CITX300022
11/21/08	12/30/08	005121807	64348	54,840	52,280	2,560	4.7%	COPR	HORWITH	JTLX94
11/21/08	12/16/08	005121808	64349	14,300	52,120	(37,820)	-264.5%	COPR	HORWITH	CITX300022
11/21/08	12/16/08	005121809	64350	66,020	52,680	13,340	20.2%	COPR	HORWITH	CITX300022
11/21/08	12/16/08	005121810	64351	60,860	51,600	9,260	15.2%	COPR	HORWITH	CITX300022
11/21/08	12/16/08	005121811	64352	29,740	51,820	(22,080)	-74.2%	COPR	HORWITH	CITX300021
11/21/08	12/16/08	005121812	64353	62,500	51,280	11,220	18.0%	COPR	HORWITH	CITX300021
11/21/08	12/16/08	005121813	64354	53,800	49,840	3,960	7.4%	COPR	HORWITH	CHUX172
11/21/08	12/16/08	005121814	64355	44,760	52,340	(7,580)	-16.9%	COPR	HORWITH	CITX300021
11/21/08	12/16/08	005121815	64356	15,640	51,640	(36,000)	-230.2%	COPR	HORWITH	CHUX172
11/21/08	12/16/08	005121816	64357	68,580	49,760	18,820	27.4%	COPR	HORWITH	CITX300021
11/21/08	12/16/08	005121817	64358	67,020	50,520	16,500	24.6%	COPR	HORWITH	CHUX172
11/21/08	12/30/08	005121818	64359	31,580	48,920	(17,340)	-54.9%	COPR	HORWITH	CHUX126
11/21/08	12/16/08	005121819	64360	63,920	51,760	12,160	19.0%	COPR	HORWITH	CHUX172
11/24/08	12/30/08	005121820	64361	67,980	49,240	18,740	27.6%	COPR	HORWITH	CHUX283
11/24/08	12/30/08	005121821	64362	14,800	49,540	(34,740)	-234.7%	COPR	HORWITH	CHUX328
11/24/08	12/30/08	005121822	64363	68,260	50,020	18,240	26.7%	COPR	HORWITH	CHUX328
11/24/08	12/30/08	005121823	64364	66,380	50,440	15,940	24.0%	COPR	HORWITH	CHUX328
11/24/08	12/30/08	005121824	64365	50,320	48,500	1,820	3.6%	COPR	HORWITH	CHUX328

Honeywell

HONEYWELL SA-7 USE HAZARDOUS WASTE TRACKING (2006)										
Date Shipped	Date of Return Manifest	State Manifest	Man. Doc #	Facilty Manifest Weight (lbs)	Estimated Weight (lbs)	Manifest - Estimate (lbs)	Manifest - Estimate (%)	Material	Transporter	RAILCAR #
11/24/08	12/30/08	005121825	64366	16,740	50,520	(33,780)	-201.8%	COPR	HORWITH	CHUX283
11/24/08	12/30/08	005121826	64367	66,680	50,320	16,360	24.5%	COPR	HORWITH	CHUX283
11/24/08	12/30/08	005121827	64368	49,580	50,940	(1,360)	-2.7%	COPR	HORWITH	CHUX283
11/24/08	12/30/08	005121828	64369	30,580	50,720	(20,140)	-65.9%	COPR	HORWITH	CHUX142
11/24/08	12/30/08	005121829	64370	35,620	50,480	(14,860)	-41.7%	COPR	HORWITH	CHUX142
11/24/08	12/30/08	005121830	64371	66,220	48,420	17,800	26.9%	COPR	HORWITH	CHUX142
11/24/08	12/30/08	005121831	64372	68,320	50,980	17,340	25.4%	COPR	HORWITH	CHUX142
11/24/08	12/30/08	005121832	64373	28,260	49,580	(21,320)	-75.4%	COPR	HORWITH	JTLX234
11/24/08	12/30/08	005121833	64374	68,140	49,100	19,040	27.9%	COPR	HORWITH	JTLX234
11/24/08	12/30/08	005121834	64375	64,420	49,320	15,100	23.4%	COPR	HORWITH	JTLX234
11/24/08	12/30/08	005121835	64376	35,900	49,380	(13,480)	-37.5%	COPR	HORWITH	JTLX234
11/24/08	12/30/08	005121836	64377	68,340	49,540	18,800	27.5%	COPR	HORWITH	CITX300152
11/24/08	12/30/08	005121837	64378	17,480	50,480	(33,000)	-188.8%	COPR	HORWITH	CITX300152
11/24/08	12/30/08	005121838	64379	76,120	50,840	25,280	33.2%	COPR	HORWITH	CITX300152
11/24/08	12/30/08	005121839	64380	39,020	52,060	(13,040)	-33.4%	COPR	HORWITH	CITX300152
11/24/08	12/30/08	005121840	64381	76,700	52,040	24,660	32.2%	COPR	HORWITH	CHUX292
11/24/08	12/30/08	005121841	64382	25,680	51,700	(26,020)	-101.3%	COPR	HORWITH	CHUX292
11/24/08	12/30/08	005121842	64383	76,140	49,760	26,380	34.6%	COPR	HORWITH	CHUX292
11/24/08	12/30/08	005121843	64384	24,640	51,300	(26,660)	-108.2%	COPR	HORWITH	CHUX292
11/24/08	12/30/08	005121844	64385	17,680	51,140	(33,460)	-189.3%	COPR	HORWITH	JTLX30144
11/24/08	12/30/08	005121845	64386	67,160	50,600	16,560	24.7%	COPR	HORWITH	JTLX30144
11/24/08	12/30/08	005121846	64387	67,680	51,980	15,700	23.2%	COPR	HORWITH	JTLX30144
11/24/08	12/30/08	005121847	64388	49,860	51,480	(1,620)	-3.2%	COPR	HORWITH	JTLX30144
11/24/08	01/02/09	005121848	64389	28,940	50,260	(21,320)	-73.7%	COPR	HORWITH	JTLX264
11/24/08	01/02/09	005121849	64390	56,500	50,720	5,780	10.2%	COPR	HORWITH	JTLX264
11/24/08	01/02/09	005121850	64391	66,480	49,180	17,300	26.0%	COPR	HORWITH	JTLX264
11/24/08	01/02/09	005121851	64392	50,340	52,440	(2,100)	-4.2%	COPR	HORWITH	JTLX264
11/24/08	01/06/09	005121852	64393	25,080	49,140	(24,060)	-95.9%	COPR	HORWITH	JTLX30158
11/24/08	01/06/09	005121853	64394	75,280	50,340	24,940	33.1%	COPR	HORWITH	JTLX30158
11/24/08	12/30/08	005121854	64395	8,040	51,980	(43,940)	-546.5%	COPR	HORWITH	CEFX35237
11/24/08	01/06/09	005121855	64396	74,860	51,740	23,120	30.9%	COPR	HORWITH	JTLX30158
11/24/08	01/06/09	005121856	64397	25,800	50,660	(24,860)	-96.4%	COPR	HORWITH	JTLX30158
11/24/08	12/30/08	005121857	64398	52,380	51,960	420	0.8%	COPR	HORWITH	CEFX35237
11/24/08	12/30/08	005121858	64399	67,780	50,600	17,180	25.3%	COPR	HORWITH	CEFX35237
11/24/08	12/30/08	005121859	64400	58,960	51,540	7,420	12.6%	COPR	HORWITH	CHUX310
11/24/08	12/30/08	005121860	64401	76,980	52,420	24,560	31.9%	COPR	HORWITH	CEFX35237
11/24/08	12/30/08	005121861	64402	37,720	52,520	(14,800)	-39.2%	COPR	HORWITH	CHUX310
11/24/08	12/30/08	005121862	64403	37,720	52,520	(14,800)	-39.2%	COPR	HORWITH	CHUX310
11/24/08	12/30/08	005121863	64404	68,600	51,960	16,640	24.3%	COPR	HORWITH	CHUX310
11/24/08	12/30/08	005121864	64405	66,400	50,980	15,420	23.2%	COPR	HORWITH	CHUX119
11/24/08	12/30/08	005121865	64406	76,660	51,900	24,760	32.3%	COPR	HORWITH	CHUX119
11/24/08	12/30/08	005121866	64407	30,060	49,760	(19,700)	-65.5%	COPR	HORWITH	CHUX119
11/24/08	12/30/08	005121867	64408	30,040	50,080	(20,040)	-66.7%	COPR	HORWITH	CHUX119
11/24/08	12/30/08	005121868	64409	66,660	51,260	15,400	23.1%	COPR	HORWITH	CHUX194
11/24/08	12/30/08	005121869	64410	18,920	50,560	(31,640)	-167.2%	COPR	HORWITH	CHUX194
11/24/08	12/30/08	005121870	64411	45,460	51,040	(5,580)	-12.3%	COPR	HORWITH	CHUX194
11/24/08	12/30/08	005121871	64412	57,940	51,440	6,500	11.2%	COPR	HORWITH	CHUX258
11/24/08	12/30/08	005121872	64413	75,700	52,020	23,680	31.3%	COPR	HORWITH	CHUX194
11/24/08	12/30/08	005121873	64414	21,320	49,460	(28,140)	-132.0%	COPR	HORWITH	CHUX258
11/24/08	12/30/08	005121874	64415	68,580	51,700	16,880	24.6%	COPR	HORWITH	CHUX258
11/24/08	12/30/08	005121875	64416	76,040	50,580	25,460	33.5%	COPR	HORWITH	CHUX126
11/24/08	12/30/08	005121876	64417	54,680	50,820	3,860	7.1%	COPR	HORWITH	CHUX258
11/24/08	12/30/08	005121877	64418	76,700	49,460	27,240	35.5%	COPR	HORWITH	CHUX126
11/24/08	12/30/08	005121878	64419	20,360	51,880	(31,520)	-154.8%	COPR	HORWITH	CITX300135
11/24/08	12/30/08	005121879	64420	18,300	51,740	(33,440)	-182.7%	COPR	HORWITH	CHUX126
11/24/08	12/30/08	005121880	64421	66,740	52,360	14,380	21.5%	COPR	HORWITH	CITX300135
11/24/08	12/30/08	005121881	64422	64,380	50,240	14,140	22.0%	COPR	HORWITH	CITX300135
11/24/08	12/30/08	005121882	64423	56,780	52,320	4,460	7.9%	COPR	HORWITH	CITX300135
11/24/08	12/30/08	005121883	64424	15,940	50,820	(34,880)	-218.8%	COPR	HORWITH	CITX300149
11/25/08	12/30/08	005121884	64425	25,160	50,380	(25,220)	-100.2%	COPR	HORWITH	DJLX98504
11/25/08	12/30/08	005121885	64426	68,140	48,620	19,520	28.6%	COPR	HORWITH	DJLX98504
11/25/08	12/30/08	005121886	64427	68,240	51,380	16,860	24.7%	COPR	HORWITH	DJLX98504
11/25/08	01/02/09	005121887	64428	49,920	50,760	(840)	-1.7%	COPR	HORWITH	CITX300162
11/25/08	01/02/09	005121888	64429	74,200	51,020	23,180	31.2%	COPR	HORWITH	CITX300162
11/25/08	12/30/08	005121889	64430	38,340	50,080	(11,740)	-30.6%	COPR	HORWITH	DJLX98504
11/25/08	01/02/09	005121890	64431	43,800	52,040	(8,240)	-18.8%	COPR	HORWITH	JTLX30171
11/25/08	01/02/09	005121891	64432	11,400	50,600	(39,200)	-343.9%	COPR	HORWITH	CITX300162
11/25/08	01/02/09	005121892	64433	67,380	51,400	15,980	23.7%	COPR	HORWITH	CITX300133
11/25/08	01/02/09	005121893	64434	65,660	52,240	13,420	20.4%	COPR	HORWITH	JTLX30101
11/25/08	01/02/09	005121894	64435	38,140	50,800	(12,660)	-33.2%	COPR	HORWITH	JTLX30101
11/25/08	01/02/09	005121895	64436	75,320	51,480	23,840	31.7%	COPR	HORWITH	JTLX30101
11/25/08	01/02/09	005121896	64437	25,720	50,380	(24,660)	-95.9%	COPR	HORWITH	JTLX30101
11/25/08	01/02/09	005121897	64438	67,620	50,740	16,880	25.0%	COPR	HORWITH	JTLX30171
11/25/08	01/02/09	005121898	64439	66,520	51,640	14,880	22.4%	COPR	HORWITH	JTLX30171

Honeywell

HONEYWELL SA-7 USE HAZARDOUS WASTE TRACKING (2006)										
Date Shipped	Date of Return Manifest	State Manifest	Man. Doc #	Facilty Manifest Weight (lbs)	Estimated Weight (lbs)	Manifest - Estimate (lbs)	Manifest - Estimate (%)	Material	Transporter	RAILCAR #
11/25/08	01/02/09	005121899	64440	28,760	51,360	(22,600)	-78.6%	COPR	HORWITH	JTLX30171
11/25/08	12/30/08	005121900	64441	68,620	52,040	16,580	24.2%	COPR	HORWITH	CITX300149
11/25/08	12/30/08	005121901	64442	75,620	51,960	23,660	31.3%	COPR	HORWITH	CITX300149
11/25/08	12/30/08	005121902	64443	51,060	51,700	(640)	-1.3%	COPR	HORWITH	CITX300149
11/25/08	12/16/08	005121903	64444	18,900	51,600	(32,700)	-173.0%	COPR	HORWITH	JTLX30115
11/25/08	12/16/08	005121904	64445	64,480	50,600	13,880	21.5%	COPR	HORWITH	JTLX30115
11/25/08	12/16/08	005121905	64446	66,500	52,140	14,360	21.6%	COPR	HORWITH	JTLX30115
11/25/08	12/16/08	005121906	64447	53,360	49,040	4,320	8.1%	COPR	HORWITH	JTLX30115
11/25/08	12/16/08	005121907	64448	75,920	49,980	25,940	34.2%	COPR	HORWITH	NDYX320461
11/25/08	12/16/08	005121908	64449	76,520	50,760	25,760	33.7%	COPR	HORWITH	NDYX320461
11/25/08	12/16/08	005121909	64450	24,300	50,000	(25,700)	-105.8%	COPR	HORWITH	NDYX320461
11/25/08	12/16/08	005121910	64451	68,160	50,460	17,700	26.0%	COPR	HORWITH	CHUX324
11/25/08	12/16/08	005121911	64452	24,320	50,540	(26,220)	-107.8%	COPR	HORWITH	NDYX320461
11/25/08	12/16/08	005121912	64453	67,520	49,600	17,920	26.5%	COPR	HORWITH	CHUX324
11/25/08	12/16/08	005121913	64454	38,140	51,000	(12,860)	-33.7%	COPR	HORWITH	CHUX324
11/25/08	12/16/08	005121914	64455	38,120	50,260	(12,140)	-31.8%	COPR	HORWITH	CHUX324
11/25/08	12/30/08	005121915	64456	67,140	51,680	15,460	23.0%	COPR	HORWITH	CEFX35851
11/25/08	12/16/08	005121916	64457	64,360	51,540	12,820	19.9%	COPR	HORWITH	CEFX35849
11/25/08	12/16/08	005121917	64458	34,340	51,640	(17,300)	-50.4%	COPR	HORWITH	CEFX35849
11/25/08	12/16/08	005121918	64459	34,320	51,080	(16,760)	-48.8%	COPR	HORWITH	CEFX35849
11/25/08	12/16/08	005121919	64460	66,360	51,680	14,680	22.1%	COPR	HORWITH	CEFX35849
11/25/08	12/16/08	005121920	64461	76,220	50,820	25,400	33.3%	COPR	HORWITH	CITX300160
11/25/08	12/16/08	005121921	64462	60,200	51,200	9,000	15.0%	COPR	HORWITH	CITX300160
11/25/08	12/16/08	005121922	64463	33,520	51,520	(18,000)	-53.7%	COPR	HORWITH	CITX300160
11/25/08	12/30/08	005121923	64464	75,680	51,180	24,500	32.4%	COPR	HORWITH	CITX300154
11/25/08	12/16/08	005121924	64465	33,500	51,620	(18,120)	-54.1%	COPR	HORWITH	CITX300160
11/25/08	12/30/08	005121925	64466	75,980	52,140	23,840	31.4%	COPR	HORWITH	CITX300154
11/25/08	12/30/08	005121926	64467	29,680	51,860	(22,180)	-74.7%	COPR	HORWITH	CITX300154
11/25/08	12/30/08	005121927	64468	29,680	52,500	(22,820)	-76.9%	COPR	HORWITH	CITX300154
11/25/08	12/30/08	005121928	64469	65,240	51,420	13,820	21.2%	COPR	HORWITH	CITX300137
11/25/08	12/30/08	005121929	64470	67,560	51,360	16,200	24.0%	COPR	HORWITH	CITX300137
11/25/08	12/30/08	005121930	64471	33,700	50,280	(16,580)	-49.2%	COPR	HORWITH	CITX300137
11/25/08	12/30/08	005121931	64472	33,720	51,460	(17,740)	-52.6%	COPR	HORWITH	CITX300137
11/25/08	12/30/08	005121932	64473	11,340	51,320	(39,980)	-352.6%	COPR	HORWITH	JTLX30163
11/25/08	12/30/08	005121933	64474	68,240	51,800	16,440	24.1%	COPR	HORWITH	JTLX30163
11/25/08	12/30/08	005121934	64475	63,880	51,960	11,920	18.7%	COPR	HORWITH	JTLX30163
11/25/08	12/30/08	005121935	64476	66,200	50,240	15,960	24.1%	COPR	HORWITH	JTLX30163
11/25/08	12/30/08	005121936	64477	75,780	51,720	24,060	31.7%	COPR	HORWITH	CHUX322
11/25/08	12/30/08	005121937	64478	8,340	52,380	(44,040)	-528.1%	COPR	HORWITH	CHUX322
11/25/08	12/30/08	005121938	64479	68,060	51,480	16,580	24.4%	COPR	HORWITH	CHUX322
11/25/08	12/30/08	005121939	64480	55,340	51,740	3,600	6.5%	COPR	HORWITH	CHUX322
11/25/08	12/30/08	005121940	64481	75,580	52,120	23,460	31.0%	COPR	HORWITH	CEFX35851
11/25/08	12/30/08	005121941	64482	33,760	52,440	(18,680)	-55.3%	COPR	HORWITH	CEFX35851
11/25/08	12/30/08	005121942	64483	15,900	51,320	(35,420)	-222.8%	COPR	HORWITH	CITX300123
11/25/08	12/30/08	005121943	64484	33,760	52,120	(18,360)	-54.4%	COPR	HORWITH	CEFX35851
11/25/08	12/30/08	005121944	64485	67,960	52,240	15,720	23.1%	COPR	HORWITH	CITX300123
11/25/08	12/30/08	005121945	64486	67,580	52,220	15,360	22.7%	COPR	HORWITH	CITX300123
11/25/08	12/30/08	005121946	64487	46,700	50,900	(4,200)	-9.0%	COPR	HORWITH	CEFX35248
11/25/08	12/30/08	005121947	64488	58,480	51,320	7,160	12.2%	COPR	HORWITH	CITX300123
11/26/08	12/30/08	005121948	64489	13,660	50,260	(36,600)	-267.9%	COPR	HORWITH	NDYX320459
11/26/08	12/30/08	005121949	64490	67,740	51,040	16,700	24.7%	COPR	HORWITH	NDYX320459
11/26/08	12/30/08	005121950	64491	68,220	50,900	17,320	25.4%	COPR	HORWITH	NDYX320459
11/26/08	12/30/08	005121951	64492	50,160	49,720	440	0.9%	COPR	HORWITH	NDYX320459
11/26/08	12/30/08	005121952	64493	66,180	52,200	13,980	21.1%	COPR	HORWITH	CHUX247
11/26/08	12/30/08	005121953	64494	75,880	50,380	25,500	33.6%	COPR	HORWITH	CHUX247
11/26/08	12/30/08	005121954	64495	31,100	52,120	(21,020)	-67.6%	COPR	HORWITH	CHUX247
11/26/08	12/30/08	005121955	64496	31,100	50,000	(18,900)	-60.8%	COPR	HORWITH	CHUX247
11/26/08	12/30/08	005121956	64497	18,560	49,160	(30,600)	-164.9%	COPR	HORWITH	CHUX192
11/26/08	12/30/08	005121957	64498	66,800	49,320	17,480	26.2%	COPR	HORWITH	CHUX192
11/26/08	12/30/08	005121958	64499	67,280	50,280	17,000	25.3%	COPR	HORWITH	CHUX192
11/26/08	12/30/08	005121959	64500	42,560	49,000	(6,440)	-15.1%	COPR	HORWITH	CHUX192
11/26/08	12/30/08	005121960	64501	44,160	48,980	(4,820)	-10.9%	COPR	HORWITH	CHUX155
11/26/08	12/30/08	005121961	64502	66,560	51,840	14,720	22.1%	COPR	HORWITH	CHUX155
11/26/08	12/30/08	005121962	64503	75,920	49,480	26,440	34.8%	COPR	HORWITH	CHUX155
11/26/08	12/30/08	005121963	64504	13,580	51,420	(37,840)	-278.6%	COPR	HORWITH	CHUX155
11/26/08	12/30/08	005121964	64505	23,940	50,240	(26,300)	-109.9%	COPR	HORWITH	CEFX35836
11/26/08	12/30/08	005121965	64506	76,040	51,040	25,000	32.9%	COPR	HORWITH	CEFX35836
11/26/08	12/30/08	005121966	64507	76,540	49,060	27,480	35.9%	COPR	HORWITH	CEFX35836
11/26/08	12/30/08	005121967	64508	23,780	51,380	(27,600)	-116.1%	COPR	HORWITH	CEFX35836
11/26/08	12/30/08	005121968	64509	66,120	51,040	15,080	22.8%	COPR	HORWITH	CEFX35248
11/26/08	12/30/08	005121969	64510	75,900	48,780	27,120	35.7%	COPR	HORWITH	CEFX35248
11/26/08	12/30/08	005121970	64511	10,660	48,940	(38,280)	-359.1%	COPR	HORWITH	CEFX35248
11/26/08	12/30/08	005121971	64512	48,540	50,020	(1,480)	-3.0%	COPR	HORWITH	JTLX30149
11/26/08	12/30/08	005121972	64513	68,020	49,720	18,300	26.9%	COPR	HORWITH	JTLX30149

Honeywell

HONEYWELL SA-7 USE HAZARDOUS WASTE TRACKING (2006)										
Date Shipped	Date of Return Manifest	State Manifest	Man. Doc #	Facilty Manifest Weight (lbs)	Estimated Weight (lbs)	Manifest - Estimate (lbs)	Manifest - Estimate (%)	Material	Transporter	RAILCAR #
11/26/08	12/30/08	005121973	64514	66,740	50,060	16,680	25.0%	COPR	HORWITH	JTLX30149
11/26/08	12/30/08	005121974	64515	17,280	49,900	(32,620)	-188.8%	COPR	HORWITH	JTLX30149
11/26/08	12/30/08	005121975	64516	30,320	50,480	(20,160)	-66.5%	COPR	HORWITH	JTLX268
11/26/08	12/30/08	005121976	64517	75,020	49,640	25,380	33.8%	COPR	HORWITH	JTLX268
11/26/08	12/30/08	005121977	64518	75,720	50,600	25,120	33.2%	COPR	HORWITH	JTLX268
11/26/08	12/30/08	005121978	64519	18,880	51,960	(33,080)	-175.2%	COPR	HORWITH	JTLX268
11/26/08	12/30/08	005121979	64520	76,540	50,920	25,620	33.5%	COPR	HORWITH	JTLX185
11/26/08	12/30/08	005121980	64521	6,660	49,820	(43,160)	-648.0%	COPR	HORWITH	JTLX30132
11/26/08	12/30/08	005121981	64522	67,900	50,040	17,860	26.3%	COPR	HORWITH	JTLX30132
11/26/08	12/30/08	005121982	64523	76,000	49,260	26,740	35.2%	COPR	HORWITH	JTLX30132
11/26/08	12/30/08	005121983	64524	47,000	49,800	(2,800)	-6.0%	COPR	HORWITH	JTLX30132
11/26/08	12/30/08	005121984	64525	63,880	49,820	14,060	22.0%	COPR	HORWITH	JTLX30137
11/26/08	12/30/08	005121985	64526	8,120	50,280	(42,160)	-519.2%	COPR	HORWITH	JTLX30137
11/26/08	12/30/08	005121986	64527	67,320	52,560	14,760	21.9%	COPR	HORWITH	JTLX30137
11/26/08	12/30/08	005121987	64528	59,900	50,680	9,220	15.4%	COPR	HORWITH	JTLX30137
11/26/08	12/30/08	005121988	64529	65,480	52,380	13,100	20.0%	COPR	HORWITH	CHUX200
11/26/08	12/30/08	005121989	64530	75,640	49,580	26,060	34.5%	COPR	HORWITH	CHUX200
11/26/08	12/30/08	005121990	64531	29,740	50,060	(20,320)	-68.3%	COPR	HORWITH	CHUX200
11/26/08	12/30/08	005121991	64532	29,740	50,660	(20,920)	-70.3%	COPR	HORWITH	CHUX200
11/26/08	12/30/08	005121992	64533	54,540	51,340	3,200	5.9%	COPR	HORWITH	CHUX222
11/26/08	12/30/08	005121993	64534	67,720	50,880	16,840	24.9%	COPR	HORWITH	CHUX222
11/26/08	12/30/08	005121994	64535	75,480	51,720	23,760	31.5%	COPR	HORWITH	CHUX222
11/26/08	12/30/08	005121995	64536	75,980	51,040	24,940	32.8%	COPR	HORWITH	CHUX284
11/26/08	12/30/08	005121996	64537	9,040	50,600	(41,560)	-459.7%	COPR	HORWITH	CHUX222
11/26/08	12/30/08	005121997	64538	30,680	52,020	(21,340)	-69.6%	COPR	HORWITH	CHUX284
11/26/08	12/30/08	005121998	64539	75,860	49,940	25,920	34.2%	COPR	HORWITH	CHUX284
11/26/08	12/30/08	005121999	64540	21,200	52,520	(31,320)	-147.7%	COPR	HORWITH	CHUX284
11/26/08	12/30/08	005122000	64541	36,480	51,560	(15,080)	-41.3%	COPR	HORWITH	NDYX320465
11/26/08	12/30/08	005122001	64542	66,360	50,480	15,880	23.9%	COPR	HORWITH	NDYX320465
11/26/08	12/30/08	005122002	64543	63,940	49,280	14,660	22.9%	COPR	HORWITH	NDYX320465
11/26/08	12/30/08	005122003	64544	37,500	51,700	(14,200)	-37.9%	COPR	HORWITH	NDYX320465
11/26/08	12/30/08	005122004	64545	75,640	51,680	23,960	31.7%	COPR	HORWITH	JTLX30119
11/26/08	12/30/08	005122005	64546	31,060	51,960	(20,900)	-67.3%	COPR	HORWITH	JTLX30119
11/26/08	12/30/08	005122006	64547	28,820	50,920	(22,100)	-76.7%	COPR	HORWITH	JTLX30119
11/26/08	12/30/08	005122007	64548	30,980	51,400	(20,420)	-65.9%	COPR	HORWITH	JTLX185
11/26/08	12/30/08	005122008	64549	68,200	50,840	17,360	25.5%	COPR	HORWITH	JTLX185
11/26/08	12/30/08	005122009	64550	67,740	50,580	17,160	25.3%	COPR	HORWITH	JTLX30119
11/26/08	12/30/08	005122010	64551	30,980	50,920	(19,940)	-64.4%	COPR	HORWITH	JTLX185
11/26/08	12/30/08	005122011	64552	8,780	52,560	(43,780)	-498.6%	COPR	HORWITH	CHUX128

06/18/81	**SITE TONS (Month)**	**NOV SUB-TOTAL:**	59,286,620	59,511,880	(225,260)	-0.38%
01/30/08	**TONS (Site)**	**CUMULATIVE TOTAL:**	729,886,933	736,390,520	(6,503,587)	-0.89%
03/05/99	**TONS (Facility)**	**CUMULATIVE TOTAL:**	729,886,933	736,390,520	(6,503,587)	-0.89%

12/01/08	12/30/08	005122012	64553	66,320	51,000	15,320	23.1%	COPR	HORWITH	CHUX251
12/01/08	12/30/08	005122013	64554	75,920	50,520	25,400	33.5%	COPR	HORWITH	CHUX251
12/01/08	12/30/08	005122014	64555	29,360	51,120	(21,760)	-74.1%	COPR	HORWITH	CHUX251
12/01/08	12/30/08	005122015	64556	29,360	51,160	(21,800)	-74.3%	COPR	HORWITH	CHUX251
12/01/08	12/30/08	005122016	64557	49,820	51,660	(1,840)	-3.7%	COPR	HORWITH	CHUX293
12/01/08	12/30/08	005122017	64558	77,100	50,060	27,040	35.1%	COPR	HORWITH	CHUX293
12/01/08	12/30/08	005122018	64559	68,700	51,600	17,100	24.9%	COPR	HORWITH	CHUX293
12/01/08	12/30/08	005122019	64560	7,380	51,620	(44,240)	-599.5%	COPR	HORWITH	CHUX293
12/01/08	12/30/08	005122020	64561	76,020	49,340	26,680	35.1%	COPR	HORWITH	NDYX320342
12/01/08	12/30/08	005122021	64562	29,880	49,800	(19,920)	-66.7%	COPR	HORWITH	NDYX320342
12/01/08	12/30/08	005122022	64563	29,880	52,260	(22,380)	-74.9%	COPR	HORWITH	NDYX320342
12/01/08	12/30/08	005122023	64564	75,960	50,780	25,180	33.1%	COPR	HORWITH	NDYX320342
12/01/08	12/30/08	005122024	64565	64,240	50,120	14,120	22.0%	COPR	HORWITH	CEFX35811
12/01/08	12/30/08	005122025	64566	65,720	49,740	15,980	24.3%	COPR	HORWITH	CEFX35811
12/01/08	12/30/08	005122026	64567	33,240	50,940	(17,700)	-53.2%	COPR	HORWITH	CEFX35811
12/01/08	12/30/08	005122027	64568	33,240	51,220	(17,980)	-54.1%	COPR	HORWITH	CEFX35811
12/01/08	12/30/08	005122028	64569	61,360	51,760	9,600	15.6%	COPR	HORWITH	NDYX320335
12/01/08	12/30/08	005122029	64570	67,620	51,340	16,280	24.1%	COPR	HORWITH	NDYX320335
12/01/08	12/30/08	005122030	64571	34,240	51,320	(17,080)	-49.9%	COPR	HORWITH	NDYX320335
12/01/08	12/30/08	005122031	64572	34,240	49,980	(15,740)	-46.0%	COPR	HORWITH	NDYX320335
12/01/08	12/30/08	005122032	64573	30,700	51,180	(20,480)	-66.7%	COPR	HORWITH	JTLX30150
12/01/08	12/30/08	005122033	64574	76,040	48,000	28,040	36.9%	COPR	HORWITH	JTLX30150
12/01/08	12/30/08	005122034	64575	75,660	49,360	26,300	34.8%	COPR	HORWITH	JTLX30150
12/01/08	12/30/08	005122035	64576	14,400	48,860	(34,460)	-239.3%	COPR	HORWITH	JTLX30150
12/01/08	12/30/08	005122036	64577	27,680	50,080	(22,400)	-80.9%	COPR	HORWITH	JTLX30159
12/01/08	01/22/09	005122037	64578	76,400	48,020	28,380	37.1%	COPR	HORWITH	CHUX114
12/01/08	12/30/08	005122038	64579	68,060	49,260	18,800	27.6%	COPR	HORWITH	JTLX30159
12/01/08	12/30/08	005122039	64580	64,480	50,700	13,780	21.4%	COPR	HORWITH	JTLX30159
12/01/08	12/30/08	005122040	64581	36,040	48,000	(11,960)	-33.2%	COPR	HORWITH	JTLX30159
12/01/08	01/22/09	005122041	64582	15,200	49,820	(34,620)	-227.8%	COPR	HORWITH	CHUX114

HONEYWELL SA-7 USE HAZARDOUS WASTE TRACKING (2006)										
Date Shipped	Date of Return Manifest	State Manifest	Man. Doc #	Facilty Manifest Weight (lbs)	Estimated Weight (lbs)	Manifest - Estimate (lbs)	Manifest - Estimate (%)	Material	Transporter	RAILCAR #
12/01/08	01/22/09	005122042	64583	68,380	51,520	16,860	24.7%	COPR	HORWITH	CHUX114
12/01/08	01/22/09	005122043	64584	38,220	49,400	(11,180)	-29.3%	COPR	HORWITH	CHUX114
12/01/08	01/02/09	005122044	64585	16,000	49,360	(33,360)	-208.5%	COPR	HORWITH	JTLX30124
12/01/08	01/02/09	005122045	64586	67,320	50,800	16,520	24.5%	COPR	HORWITH	JTLX30124
12/01/08	01/02/09	005122046	64587	46,180	48,080	(1,900)	-4.1%	COPR	HORWITH	JTLX30124
12/01/08	01/02/09	005122047	64588	67,660	50,140	17,520	25.9%	COPR	HORWITH	JTLX30124
12/01/08	12/30/08	005122048	64589	66,240	50,120	16,120	24.3%	COPR	HORWITH	CEFX35806
12/01/08	12/30/08	005122049	64590	75,460	52,300	23,160	30.7%	COPR	HORWITH	CEFX35806
12/01/08	12/30/08	005122050	64591	66,180	50,100	16,080	24.3%	COPR	HORWITH	CITX300134
12/01/08	12/30/08	005122051	64592	30,080	50,920	(20,840)	-69.3%	COPR	HORWITH	CEFX35806
12/01/08	12/30/08	005122052	64593	30,080	51,300	(21,220)	-70.5%	COPR	HORWITH	CEFX35806
12/01/08	12/30/08	005122053	64594	76,040	51,480	24,560	32.3%	COPR	HORWITH	CITX300134
12/01/08	12/30/08	005122054	64595	30,380	50,940	(20,560)	-67.7%	COPR	HORWITH	CITX300134
12/01/08	12/30/08	005122055	64596	30,380	51,220	(20,840)	-68.6%	COPR	HORWITH	CITX300134
12/01/08	12/30/08	005122056	64597	65,100	50,340	14,760	22.7%	COPR	HORWITH	CHUX128
12/01/08	12/30/08	005122057	64598	67,260	49,580	17,680	26.3%	COPR	HORWITH	CHUX128
12/01/08	12/30/08	005122058	64599	37,560	51,180	(13,620)	-36.3%	COPR	HORWITH	JTLX170
12/01/08	12/30/08	005122059	64600	63,720	51,340	12,380	19.4%	COPR	HORWITH	CHUX128
12/01/08	12/30/08	005122060	64601	67,700	51,220	16,480	24.3%	COPR	HORWITH	JTLX170
12/01/08	12/30/08	005122061	64602	68,580	50,580	18,000	26.2%	COPR	HORWITH	JTLX170
12/01/08	12/30/08	005122062	64603	25,680	51,460	(25,780)	-100.4%	COPR	HORWITH	JTLX170
12/01/08	01/02/09	005122063	64604	66,460	52,100	14,360	21.6%	COPR	HORWITH	JTLX236
12/01/08	01/02/09	005122064	64605	30,000	52,180	(22,180)	-73.9%	COPR	HORWITH	JTLX236
12/01/08	01/02/09	005122065	64606	76,540	51,960	24,580	32.1%	COPR	HORWITH	JTLX236
12/01/08	12/30/08	005122066	64607	75,500	52,120	23,380	31.0%	COPR	HORWITH	CHUX261
12/01/08	12/30/08	005122067	64608	18,060	51,420	(33,360)	-184.7%	COPR	HORWITH	CHUX261
12/01/08	01/02/09	005122068	64609	39,100	50,920	(11,820)	-30.2%	COPR	HORWITH	JTLX236
12/01/08	12/30/08	005122069	64610	38,200	51,640	(13,440)	-35.2%	COPR	HORWITH	CHUX261
12/01/08	12/30/08	005122070	64611	76,480	52,080	24,400	31.9%	COPR	HORWITH	CHUX261
12/01/08	12/30/08	005122071	64612	21,720	49,980	(28,260)	-130.1%	COPR	HORWITH	JTLX263
12/01/08	12/30/08	005122072	64613	65,980	51,080	14,900	22.6%	COPR	HORWITH	JTLX263
12/01/08	12/30/08	005122073	64614	67,520	52,440	15,080	22.3%	COPR	HORWITH	JTLX263
12/01/08	12/30/08	005122074	64615	48,800	50,320	(1,520)	-3.1%	COPR	HORWITH	JTLX263
12/02/08	01/02/09	005122075	64616	17,220	50,120	(32,900)	-191.1%	COPR	HORWITH	CITX300133
12/02/08	01/02/09	005122076	64617	67,720	48,920	18,800	27.8%	COPR	HORWITH	CITX300133
12/02/08	01/02/09	005122077	64618	67,720	51,020	16,700	24.7%	COPR	HORWITH	CITX300133
12/02/08	01/02/09	005122078	64619	48,480	50,600	(2,120)	-4.4%	COPR	HORWITH	CITX300133
12/02/08	01/02/09	005122079	64620	67,240	51,780	15,460	23.0%	COPR	HORWITH	CEFX35245
12/02/08	01/02/09	005122080	64621	75,320	49,800	25,520	33.9%	COPR	HORWITH	CEFX35245
12/02/08	01/02/09	005122081	64622	28,840	49,880	(21,040)	-73.0%	COPR	HORWITH	CEFX35245
12/02/08	01/02/09	005122082	64623	28,840	51,600	(22,760)	-78.9%	COPR	HORWITH	CEFX35245
12/02/08	01/02/09	005122083	64624	52,760	50,760	2,000	3.8%	COPR	HORWITH	CHUX184
12/02/08	01/02/09	005122084	64625	75,080	51,920	23,160	30.8%	COPR	HORWITH	CHUX184
12/02/08	01/02/09	005122085	64626	37,200	50,940	(13,740)	-36.9%	COPR	HORWITH	CHUX184
12/02/08	01/02/09	005122086	64627	37,200	51,080	(13,880)	-37.3%	COPR	HORWITH	CHUX184
12/02/08	01/02/09	005122087	64628	53,220	50,120	3,100	5.8%	COPR	HORWITH	JTLX30162
12/02/08	01/02/09	005122088	64629	66,900	50,080	16,820	25.1%	COPR	HORWITH	JTLX30162
12/02/08	01/02/09	005122089	64630	66,240	51,000	15,240	23.0%	COPR	HORWITH	JTLX30162
12/02/08	01/02/09	005122090	64631	13,200	51,780	(38,580)	-292.3%	COPR	HORWITH	JTLX30162
12/02/08	01/02/09	005122091	64632	55,680	51,560	4,120	7.4%	COPR	HORWITH	CEFX35824
12/02/08	01/02/09	005122092	64633	64,860	51,220	13,640	21.0%	COPR	HORWITH	CEFX35824
12/02/08	01/02/09	005122093	64634	66,980	49,520	17,460	26.1%	COPR	HORWITH	CEFX35824
12/02/08	01/02/09	005122094	64635	15,020	51,260	(36,240)	-241.3%	COPR	HORWITH	CEFX35824
12/02/08	01/02/09	005122095	64636	42,420	48,660	(6,240)	-14.7%	COPR	HORWITH	JTLX262
12/02/08	01/02/09	005122096	64637	75,120	51,400	23,720	31.6%	COPR	HORWITH	JTLX262
12/02/08	01/02/09	005122097	64638	67,100	50,800	16,300	24.3%	COPR	HORWITH	JTLX262
12/02/08	01/02/09	005122098	64639	12,960	49,320	(36,360)	-280.6%	COPR	HORWITH	JTLX262
12/02/08	01/02/09	005122099	64640	25,800	50,900	(25,100)	-97.3%	COPR	HORWITH	JTLX277
12/02/08	01/02/09	005122100	64641	67,160	48,960	18,200	27.1%	COPR	HORWITH	JTLX277
12/02/08	01/02/09	005122101	64642	33,340	51,320	(17,980)	-53.9%	COPR	HORWITH	JTLX277
12/02/08	01/02/09	005122102	64643	76,040	52,400	23,640	31.1%	COPR	HORWITH	JTLX277
12/02/08	01/02/09	005122103	64644	28,260	50,800	(22,540)	-79.8%	COPR	HORWITH	JTLX30169
12/02/08	01/02/09	005122104	64645	67,340	50,220	17,120	25.4%	COPR	HORWITH	JTLX30169
12/02/08	01/02/09	005122105	64646	66,020	52,040	13,980	21.2%	COPR	HORWITH	JTLX30169
12/02/08	01/02/09	005122106	64647	42,100	52,500	(10,400)	-24.7%	COPR	HORWITH	JTLX30169
12/02/08	01/02/09	005122107	64648	26,940	50,040	(23,100)	-85.7%	COPR	HORWITH	CHUX235
12/02/08	01/02/09	005122108	64649	67,580	48,780	18,800	27.8%	COPR	HORWITH	CHUX235
12/02/08	01/02/09	005122109	64650	67,220	50,000	17,220	25.6%	COPR	HORWITH	CHUX235
12/02/08	01/02/09	005122110	64651	35,960	50,080	(14,120)	-39.3%	COPR	HORWITH	CHUX235
12/02/08	01/02/09	005122111	64652	75,980	50,580	25,400	33.4%	COPR	HORWITH	CHUX266
12/02/08	01/02/09	005122112	64653	75,500	49,720	25,780	34.1%	COPR	HORWITH	CHUX266
12/02/08	01/02/09	005122113	64654	23,940	51,600	(27,660)	-115.5%	COPR	HORWITH	CHUX266
12/02/08	01/02/09	005122114	64655	23,940	50,180	(26,240)	-109.6%	COPR	HORWITH	CHUX266
12/02/08	01/02/09	005122115	64656	34,040	52,000	(17,960)	-52.8%	COPR	HORWITH	CHUX116
12/02/08	01/02/09	005122116	64657	62,940	52,100	10,840	17.2%	COPR	HORWITH	CHUX116

Honeywell

HONEYWELL SA-7 USE HAZARDOUS WASTE TRACKING (2006)										
Date Shipped	Date of Return Manifest	State Manifest	Man. Doc #	Facilty Manifest Weight (lbs)	Estimated Weight (lbs)	Manifest - Estimate (lbs)	Manifest - Estimate (%)	Material	Transporter	RAILCAR #
12/02/08	01/02/09	005122117	64658	75,580	51,680	23,900	31.6%	COPR	HORWITH	CHUX116
12/02/08	01/02/09	005122118	64659	34,060	52,600	(18,540)	-54.4%	COPR	HORWITH	CHUX116
12/02/08	01/02/09	005122119	64660	55,160	51,780	3,380	6.1%	COPR	HORWITH	JTLX260
12/02/08	01/02/09	005122120	64661	67,100	51,040	16,060	23.9%	COPR	HORWITH	JTLX260
12/02/08	01/02/09	005122121	64662	67,280	51,080	16,200	24.1%	COPR	HORWITH	JTLX260
12/02/08	01/02/09	005122122	64663	12,900	50,160	(37,260)	-288.8%	COPR	HORWITH	JTLX260
12/02/08	01/02/09	005122123	64664	51,800	49,880	1,920	3.7%	COPR	HORWITH	JTLX30123
12/02/08	01/02/09	005122124	64665	67,360	50,500	16,860	25.0%	COPR	HORWITH	JTLX30123
12/02/08	01/02/09	005122125	64666	66,040	50,240	15,800	23.9%	COPR	HORWITH	JTLX30123
12/02/08	01/02/09	005122126	64667	12,100	49,920	(37,820)	-312.6%	COPR	HORWITH	JTLX30123
12/02/08	01/02/09	005122127	64668	8,780	50,700	(41,920)	-477.4%	COPR	HORWITH	CITX300028
12/02/08	01/02/09	005122128	64669	68,100	49,880	18,220	26.8%	COPR	HORWITH	CITX300028
12/02/08	01/02/09	005122129	64670	75,280	49,940	25,340	33.7%	COPR	HORWITH	CITX300028
12/02/08	01/02/09	005122130	64671	46,940	51,020	(4,080)	-8.7%	COPR	HORWITH	CITX300028
12/02/08	01/02/09	005122131	64672	66,900	52,000	14,900	22.3%	COPR	HORWITH	CHUX151
12/02/08	01/02/09	005122132	64673	29,420	49,980	(20,560)	-69.9%	COPR	HORWITH	CHUX151
12/02/08	01/02/09	005122133	64674	66,080	50,620	15,460	23.4%	COPR	HORWITH	CHUX151
12/02/08	01/02/09	005122134	64675	29,420	51,460	(22,040)	-74.9%	COPR	HORWITH	CHUX151
12/02/08	01/02/09	005122135	64676	67,380	50,040	17,340	25.7%	COPR	HORWITH	CHUX157
12/02/08	01/02/09	005122136	64677	75,340	49,380	25,960	34.5%	COPR	HORWITH	CHUX157
12/02/08	01/02/09	005122137	64678	33,720	52,260	(18,540)	-55.0%	COPR	HORWITH	CHUX157
12/02/08	01/02/09	005122138	64679	33,740	51,480	(17,740)	-52.6%	COPR	HORWITH	CHUX157
12/03/08	01/02/09	005122139	64680	17,140	51,040	(33,900)	-197.8%	COPR	HORWITH	CEFX35819
12/03/08	01/02/09	005122140	64681	65,820	50,580	15,240	23.2%	COPR	HORWITH	CEFX35819
12/03/08	01/02/09	005122141	64682	67,200	49,920	17,280	25.7%	COPR	HORWITH	CEFX35819
12/03/08	01/02/09	005122142	64683	52,180	49,980	2,200	4.2%	COPR	HORWITH	CEFX35819
12/03/08	01/02/09	005122143	64684	30,780	50,360	(19,580)	-63.6%	COPR	HORWITH	JTLX30148
12/03/08	01/02/09	005122144	64685	23,440	50,020	(26,580)	-113.4%	COPR	HORWITH	JTLX30148
12/03/08	01/02/09	005122145	64686	75,160	49,500	25,660	34.1%	COPR	HORWITH	JTLX30148
12/03/08	01/02/09	005122146	64687	75,280	51,520	23,760	31.6%	COPR	HORWITH	JTLX30148
12/03/08	01/02/09	005122147	64688	37,820	51,320	(13,500)	-35.7%	COPR	HORWITH	CITX300161
12/03/08	01/02/09	005122148	64689	65,580	52,260	13,320	20.3%	COPR	HORWITH	CITX300161
12/03/08	01/02/09	005122149	64690	67,100	52,080	15,020	22.4%	COPR	HORWITH	CITX300161
12/03/08	01/02/09	005122150	64691	36,120	51,460	(15,340)	-42.5%	COPR	HORWITH	CITX300161
12/03/08	01/02/09	005122151	64692	66,880	50,560	16,320	24.4%	COPR	HORWITH	CHUX289
12/03/08	01/02/09	005122152	64693	41,880	51,620	(9,740)	-23.3%	COPR	HORWITH	CHUX289
12/03/08	01/02/09	005122153	64694	67,840	49,680	18,160	26.8%	COPR	HORWITH	CHUX289
12/03/08	01/02/09	005122154	64695	26,280	50,900	(24,620)	-93.7%	COPR	HORWITH	CHUX289
12/03/08	01/02/09	005122155	64696	28,720	51,880	(23,160)	-80.6%	COPR	HORWITH	CITX300103
12/03/08	01/02/09	005122156	64697	75,660	51,780	23,880	31.6%	COPR	HORWITH	CITX300103
12/03/08	01/02/09	005122157	64698	75,100	50,920	24,180	32.2%	COPR	HORWITH	CITX300103
12/03/08	01/02/09	005122158	64699	25,680	50,020	(24,340)	-94.8%	COPR	HORWITH	CITX300103
12/03/08	01/02/09	005122159	64700	9,820	51,120	(41,300)	-420.6%	COPR	HORWITH	CHUX156
12/03/08	01/02/09	005122160	64701	75,580	50,320	25,260	33.4%	COPR	HORWITH	CHUX156
12/03/08	01/02/09	005122161	64702	42,760	50,220	(7,460)	-17.4%	COPR	HORWITH	CHUX156
12/03/08	01/02/09	005122162	64703	75,340	48,060	27,280	36.2%	COPR	HORWITH	CHUX156
12/03/08	01/02/09	005122163	64704	62,000	49,800	12,200	19.7%	COPR	HORWITH	JTLX30129
12/03/08	01/02/09	005122164	64705	32,860	49,440	(16,580)	-50.5%	COPR	HORWITH	JTLX30129
12/03/08	01/02/09	005122165	64706	67,300	48,020	19,280	28.6%	COPR	HORWITH	JTLX30129
12/03/08	01/02/09	005122166	64707	32,860	48,300	(15,440)	-47.0%	COPR	HORWITH	JTLX30129
12/03/08	01/02/09	005122167	64708	65,300	49,280	16,020	24.5%	COPR	HORWITH	CHUX319
12/03/08	01/02/09	005122168	64709	65,380	49,280	16,100	24.6%	COPR	HORWITH	CHUX319
12/03/08	01/02/09	005122169	64710	64,140	51,740	12,400	19.3%	COPR	HORWITH	CHUX319
12/03/08	01/02/09	005122170	64711	5,400	50,520	(45,120)	-835.6%	COPR	HORWITH	CHUX319
12/03/08	01/02/09	005122171	64712	67,920	50,540	17,380	25.6%	COPR	HORWITH	CEFX35821
12/03/08	01/02/09	005122172	64713	67,820	51,900	15,920	23.5%	COPR	HORWITH	CEFX35821
12/03/08	01/02/09	005122173	64714	32,280	50,800	(18,520)	-57.4%	COPR	HORWITH	CEFX35821
12/03/08	01/02/09	005122174	64715	32,280	51,120	(18,840)	-58.4%	COPR	HORWITH	CEFX35821
12/03/08	01/02/09	005122175	64716	75,180	49,760	25,420	33.8%	COPR	HORWITH	CHUX246
12/03/08	01/02/09	005122176	64717	21,100	51,760	(30,660)	-145.3%	COPR	HORWITH	JTLX30143
12/03/08	01/02/09	005122177	64718	32,340	51,640	(19,300)	-59.7%	COPR	HORWITH	CHUX246
12/03/08	01/02/09	005122178	64719	75,680	52,360	23,320	30.8%	COPR	HORWITH	JTLX30143
12/03/08	01/02/09	005122179	64720	67,600	52,020	15,580	23.0%	COPR	HORWITH	CHUX246
12/03/08	01/02/09	005122180	64721	32,360	52,020	(19,660)	-60.8%	COPR	HORWITH	CHUX246
12/03/08	01/02/09	005122181	64722	75,020	52,400	22,620	30.2%	COPR	HORWITH	JTLX30143
12/03/08	01/02/09	005122182	64723	37,540	51,020	(13,480)	-35.9%	COPR	HORWITH	JTLX30143
12/03/08	01/02/09	005122183	64724	26,720	51,440	(24,720)	-92.5%	COPR	HORWITH	CITX300129
12/03/08	01/02/09	005122184	64725	66,740	52,460	14,280	21.4%	COPR	HORWITH	CITX300129
12/03/08	01/02/09	005122185	64726	65,380	50,860	14,520	22.2%	COPR	HORWITH	CITX300129
12/03/08	01/02/09	005122186	64727	45,200	51,160	(5,960)	-13.2%	COPR	HORWITH	CITX300129
12/03/08	01/02/09	005122187	64728	64,540	51,240	13,300	20.6%	COPR	HORWITH	JTLX30133
12/03/08	01/02/09	005122188	64729	30,220	51,320	(21,100)	-69.8%	COPR	HORWITH	JTLX30133
12/03/08	01/02/09	005122189	64730	67,440	51,180	16,260	24.1%	COPR	HORWITH	JTLX30133
12/03/08	01/02/09	005122190	64731	40,080	50,720	(10,640)	-26.5%	COPR	HORWITH	JTLX30133
12/03/08	01/02/09	005122191	64732	37,560	52,460	(14,900)	-39.7%	COPR	HORWITH	JTLX278

Honeywell

HONEYWELL SA-7 USE HAZARDOUS WASTE TRACKING (2006)										
Date Shipped	Date of Return Manifest	State Manifest	Man. Doc #	Facilty Manifest Weight (lbs)	Estimated Weight (lbs)	Manifest - Estimate (lbs)	Manifest - Estimate (%)	Material	Transporter	RAILCAR #
12/03/08	01/02/09	005122192	64733	67,000	52,120	14,880	22.2%	COPR	HORWITH	JTLX278
12/03/08	01/02/09	005122193	64734	36,940	51,440	(14,500)	-39.3%	COPR	HORWITH	JTLX278
12/03/08	01/02/09	005122194	64735	66,980	52,040	14,940	22.3%	COPR	HORWITH	JTLX278
12/03/08	01/02/09	005122195	64736	15,920	52,180	(36,260)	-227.8%	COPR	HORWITH	CHUX226
12/03/08	01/02/09	005122196	64737	76,780	50,800	25,980	33.8%	COPR	HORWITH	CHUX226
12/03/08	01/02/09	005122197	64738	67,800	51,440	16,360	24.1%	COPR	HORWITH	CITX300155
12/03/08	01/02/09	005122198	64739	39,220	51,320	(12,100)	-30.9%	COPR	HORWITH	CHUX226
12/03/08	01/02/09	005122199	64740	66,700	50,660	16,040	24.0%	COPR	HORWITH	CHUX226
12/03/08	01/02/09	005122200	64741	33,200	49,820	(16,620)	-50.1%	COPR	HORWITH	CITX300155
12/03/08	01/02/09	005122201	64742	63,800	50,260	13,540	21.2%	COPR	HORWITH	CITX300155
12/03/08	01/02/09	005122202	64743	33,220	52,480	(19,260)	-58.0%	COPR	HORWITH	CITX300155
12/04/08	01/02/09	005122203	64744	57,360	49,480	7,880	13.7%	COPR	HORWITH	CHUX143
12/04/08	01/02/09	005122204	64745	75,980	49,240	26,740	35.2%	COPR	HORWITH	CHUX143
12/04/08	01/02/09	005122205	64746	33,760	51,420	(17,660)	-52.3%	COPR	HORWITH	CHUX143
12/04/08	01/02/09	005122206	64747	33,740	49,920	(16,180)	-48.0%	COPR	HORWITH	CHUX143
12/04/08	01/02/09	005122207	64748	75,920	50,880	25,040	33.0%	COPR	HORWITH	CITX300119
12/04/08	01/02/09	005122208	64749	68,100	50,120	17,980	26.4%	COPR	HORWITH	CITX300119
12/04/08	01/02/09	005122209	64750	28,620	50,240	(21,620)	-75.5%	COPR	HORWITH	CITX300119
12/04/08	01/02/09	005122210	64751	28,600	49,940	(21,340)	-74.6%	COPR	HORWITH	CITX300119
12/04/08	01/22/09	005122211	64752	16,120	52,300	(36,180)	-224.4%	COPR	HORWITH	CHUX147
12/04/08	01/22/09	005122212	64753	68,200	50,920	17,280	25.3%	COPR	HORWITH	CHUX147
12/04/08	01/22/09	005122213	64754	68,440	52,020	16,420	24.0%	COPR	HORWITH	CHUX147
12/04/08	01/22/09	005122214	64755	52,020	50,840	1,180	2.3%	COPR	HORWITH	CHUX147
12/04/08	01/02/09	005122215	64756	66,060	50,400	15,660	23.7%	COPR	HORWITH	CHUX187
12/04/08	01/02/09	005122216	64757	66,380	50,820	15,560	23.4%	COPR	HORWITH	CHUX187
12/04/08	01/02/09	005122217	64758	33,720	51,820	(18,100)	-53.7%	COPR	HORWITH	CHUX187
12/04/08	01/02/09	005122218	64759	33,740	51,820	(18,080)	-53.6%	COPR	HORWITH	CHUX187
12/04/08	01/02/09	005122219	64760	14,360	52,000	(37,640)	-262.1%	COPR	HORWITH	JTLX257
12/04/08	01/02/09	005122220	64761	63,880	51,020	12,860	20.1%	COPR	HORWITH	JTLX257
12/04/08	01/02/09	005122221	64762	68,140	50,640	17,500	25.7%	COPR	HORWITH	JTLX257
12/04/08	01/02/09	005122222	64763	67,900	49,820	18,080	26.6%	COPR	HORWITH	CHUX118
12/04/08	01/02/09	005122223	64764	66,800	50,840	15,960	23.9%	COPR	HORWITH	JTLX257
12/04/08	01/02/09	005122224	64765	67,460	52,180	15,280	22.7%	COPR	HORWITH	CHUX118
12/04/08	01/02/09	005122225	64766	30,620	49,500	(18,880)	-61.7%	COPR	HORWITH	CHUX118
12/04/08	01/02/09	005122226	64767	30,640	50,860	(20,220)	-66.0%	COPR	HORWITH	CHUX118
12/04/08	01/02/09	005122227	64768	30,120	50,400	(20,280)	-67.3%	COPR	HORWITH	CITX300101
12/04/08	01/02/09	005122228	64769	75,440	51,280	24,160	32.0%	COPR	HORWITH	CITX300101
12/04/08	01/02/09	005122229	64770	75,040	51,000	24,040	32.0%	COPR	HORWITH	CITX300101
12/04/08	01/02/09	005122230	64771	22,320	50,900	(28,580)	-128.0%	COPR	HORWITH	CITX300101
12/04/08	01/02/09	005122231	64772	19,120	51,880	(32,760)	-171.3%	COPR	HORWITH	DJLX98531
12/04/08	01/02/09	005122232	64773	67,940	50,960	16,980	25.0%	COPR	HORWITH	DJLX98531
12/04/08	01/02/09	005122233	64774	68,040	52,080	15,960	23.5%	COPR	HORWITH	DJLX98531
12/04/08	01/02/09	005122234	64775	50,520	52,560	(2,040)	-4.0%	COPR	HORWITH	DJLX98531
12/04/08	01/02/09	005122235	64776	66,420	50,560	15,860	23.9%	COPR	HORWITH	JTLX30128
12/04/08	01/02/09	005122236	64777	75,940	51,880	24,060	31.7%	COPR	HORWITH	JTLX30128
12/04/08	01/02/09	005122237	64778	28,680	49,380	(20,700)	-72.2%	COPR	HORWITH	JTLX30128
12/04/08	01/02/09	005122238	64779	28,680	50,680	(22,000)	-76.7%	COPR	HORWITH	JTLX30128
12/04/08	01/02/09	005122239	64780	76,660	52,340	24,320	31.7%	COPR	HORWITH	CITX300108
12/04/08	01/02/09	005122240	64781	37,680	51,560	(13,880)	-36.8%	COPR	HORWITH	CITX300108
12/04/08	01/02/09	005122241	64782	66,580	52,340	14,240	21.4%	COPR	HORWITH	CITX300108
12/04/08	01/02/09	005122242	64783	30,400	50,620	(20,220)	-66.5%	COPR	HORWITH	CITX300108
12/04/08	01/02/09	005122243	64784	76,860	51,480	25,380	33.0%	COPR	HORWITH	CHUX267
12/04/08	01/02/09	005122244	64785	45,580	51,780	(6,200)	-13.6%	COPR	HORWITH	CHUX267
12/04/08	01/02/09	005122245	64786	66,040	51,780	14,260	21.6%	COPR	HORWITH	CHUX267
12/04/08	01/02/09	005122246	64787	18,120	52,300	(34,180)	-188.6%	COPR	HORWITH	CHUX267
12/04/08	01/02/09	005122247	64788	68,140	51,820	16,320	24.0%	COPR	HORWITH	CHUX281
12/04/08	01/02/09	005122248	64789	68,300	51,480	16,820	24.6%	COPR	HORWITH	CHUX281
12/04/08	01/02/09	005122249	64790	33,240	50,780	(17,540)	-52.8%	COPR	HORWITH	CHUX281
12/04/08	01/02/09	005122250	64791	33,240	50,640	(17,400)	-52.3%	COPR	HORWITH	CHUX281
12/04/08	01/02/09	005122251	64792	66,640	49,720	16,920	25.4%	COPR	HORWITH	DJLX98548
12/04/08	01/02/09	005122252	64793	66,260	52,120	14,140	21.3%	COPR	HORWITH	DJLX98548
12/04/08	01/02/09	005122253	64794	63,300	50,860	12,440	19.7%	COPR	HORWITH	DJLX98548
12/04/08	01/02/09	005122254	64795	7,580	50,380	(42,800)	-564.6%	COPR	HORWITH	DJLX98548
12/04/08	01/02/09	005122255	64796	67,100	49,140	17,960	26.8%	COPR	HORWITH	NDYX320452
12/04/08	01/02/09	005122256	64797	68,340	49,660	18,680	27.3%	COPR	HORWITH	NDYX320452
12/04/08	01/02/09	005122257	64798	29,960	51,540	(21,580)	-72.0%	COPR	HORWITH	NDYX320452
12/04/08	01/02/09	005122258	64799	14,240	52,460	(38,220)	-268.4%	COPR	HORWITH	CHUX189
12/04/08	01/02/09	005122259	64800	29,960	51,360	(21,400)	-71.4%	COPR	HORWITH	NDYX320452
12/04/08	01/02/09	005122260	64801	67,640	52,460	15,180	22.4%	COPR	HORWITH	CHUX189
12/04/08	01/02/09	005122261	64802	66,340	52,300	14,040	21.2%	COPR	HORWITH	CHUX189
12/04/08	01/02/09	005122262	64803	66,060	52,160	13,900	21.0%	COPR	HORWITH	CHUX189
12/04/08	01/02/09	005122263	64804	45,320	50,400	(5,080)	-11.2%	COPR	HORWITH	CHUX223
12/04/08	01/02/09	005122264	64805	67,040	48,720	18,320	27.3%	COPR	HORWITH	CHUX223
12/04/08	01/02/09	005122265	64806	66,860	50,720	16,140	24.1%	COPR	HORWITH	CHUX223
12/04/08	01/02/09	005122266	64807	20,620	51,200	(30,580)	-148.3%	COPR	HORWITH	CHUX223

Honeywell

HONEYWELL SA-7 USE HAZARDOUS WASTE TRACKING (2006)										
Date Shipped	Date of Return Manifest	State Manifest	Man. Doc #	Facilty Manifest Weight (lbs)	Estimated Weight (lbs)	Manifest - Estimate (lbs)	Manifest - Estimate (%)	Material	Transporter	RAILCAR #
12/05/08	01/02/09	005122267	64808	13,240	51,140	(37,900)	-286.3%	COPR	HORWITH	JTLX252
12/05/08	01/02/09	005122268	64809	68,020	51,120	16,900	24.8%	COPR	HORWITH	JTLX252
12/05/08	01/02/09	005122269	64810	66,460	51,420	15,040	22.6%	COPR	HORWITH	JTLX252
12/05/08	01/02/09	005122270	64811	56,080	52,200	3,880	6.9%	COPR	HORWITH	JTLX252
12/05/08	01/02/09	005122271	64812	64,400	50,040	14,360	22.3%	COPR	HORWITH	CITX300126
12/05/08	01/02/09	005122272	64813	65,120	51,980	13,140	20.2%	COPR	HORWITH	CITX300126
12/05/08	01/02/09	005122273	64814	33,880	50,620	(16,740)	-49.4%	COPR	HORWITH	CITX300126
12/05/08	01/02/09	005122274	64815	33,860	51,940	(18,080)	-53.4%	COPR	HORWITH	CITX300126
12/05/08	01/02/09	005122275	64816	14,400	51,720	(37,320)	-259.2%	COPR	HORWITH	CEFX35804
12/05/08	01/02/09	005122276	64817	67,600	51,580	16,020	23.7%	COPR	HORWITH	CEFX35804
12/05/08	01/02/09	005122277	64818	67,800	51,220	16,580	24.5%	COPR	HORWITH	CEFX35804
12/05/08	01/02/09	005122278	64819	52,980	49,900	3,080	5.8%	COPR	HORWITH	CEFX35804
12/05/08	01/02/09	005122279	64820	67,680	51,580	16,100	23.8%	COPR	HORWITH	CEFX35240
12/05/08	01/02/09	005122280	64821	67,460	50,080	17,380	25.8%	COPR	HORWITH	CEFX35240
12/05/08	01/02/09	005122281	64822	37,640	51,580	(13,940)	-37.0%	COPR	HORWITH	CEFX35240
12/05/08	01/02/09	005122282	64823	37,620	52,080	(14,460)	-38.4%	COPR	HORWITH	CEFX35240
12/05/08	01/02/09	005122283	64824	66,420	51,780	14,640	22.0%	COPR	HORWITH	CITX300128
12/05/08	01/02/09	005122284	64825	12,400	51,040	(38,640)	-311.6%	COPR	HORWITH	CITX300128
12/05/08	01/02/09	005122285	64826	66,020	51,160	14,860	22.5%	COPR	HORWITH	CITX300128
12/05/08	01/02/09	005122286	64827	61,400	52,180	9,220	15.0%	COPR	HORWITH	CITX300128
12/05/08	01/22/09	005122287	64828	24,840	52,360	(27,520)	-110.8%	COPR	HORWITH	JTLX30146
12/05/08	01/22/09	005122288	64829	67,240	49,900	17,340	25.8%	COPR	HORWITH	JTLX30146
12/05/08	01/22/09	005122289	64830	67,240	52,120	15,120	22.5%	COPR	HORWITH	JTLX30146
12/05/08	01/22/09	005122290	64831	46,840	50,800	(3,960)	-8.5%	COPR	HORWITH	JTLX30146
12/05/08	01/02/09	005122291	64832	18,800	51,480	(32,680)	-173.8%	COPR	HORWITH	JTLX30161
12/05/08	01/02/09	005122292	64833	66,640	51,240	15,400	23.1%	COPR	HORWITH	JTLX30161
12/05/08	01/02/09	005122293	64834	67,140	52,120	15,020	22.4%	COPR	HORWITH	JTLX30161
12/05/08	01/02/09	005122294	64835	52,820	52,240	580	1.1%	COPR	HORWITH	JTLX30161
12/05/08	01/02/09	005122295	64836	24,080	50,840	(26,760)	-111.1%	COPR	HORWITH	JTLX30172
12/05/08	01/02/09	005122296	64837	66,160	50,260	15,900	24.0%	COPR	HORWITH	JTLX30172
12/05/08	01/02/09	005122297	64838	65,980	49,460	16,520	25.0%	COPR	HORWITH	JTLX30172
12/05/08	01/02/09	005122298	64839	42,280	49,920	(7,640)	-18.1%	COPR	HORWITH	JTLX30172
12/05/08	01/02/09	005122299	64840	14,080	50,640	(36,560)	-259.7%	COPR	HORWITH	JTLX30145
12/05/08	01/02/09	005122300	64841	63,260	49,740	13,520	21.4%	COPR	HORWITH	JTLX30145
12/05/08	01/02/09	005122301	64842	75,040	50,680	24,360	32.5%	COPR	HORWITH	JTLX30145
12/05/08	01/02/09	005122302	64843	48,360	51,100	(2,740)	-5.7%	COPR	HORWITH	JTLX30145
12/05/08	01/02/09	005122303	64844	27,280	51,340	(24,060)	-88.2%	COPR	HORWITH	CEFX35827
12/05/08	01/02/09	005122304	64845	64,000	49,360	14,640	22.9%	COPR	HORWITH	CEFX35827
12/05/08	01/02/09	005122305	64846	67,860	51,640	16,220	23.9%	COPR	HORWITH	CEFX35827
12/05/08	01/02/09	005122306	64847	8,540	51,320	(42,780)	-500.9%	COPR	HORWITH	CITX300145
12/05/08	01/02/09	005122307	64848	66,740	50,720	16,020	24.0%	COPR	HORWITH	CITX300145
12/05/08	01/02/09	005122308	64849	42,800	51,560	(8,760)	-20.5%	COPR	HORWITH	CEFX35827
12/05/08	01/02/09	005122309	64850	74,280	51,080	23,200	31.2%	COPR	HORWITH	CITX300145
12/05/08	01/02/09	005122310	64851	23,560	52,600	(29,040)	-123.3%	COPR	HORWITH	JTLX30153
12/05/08	01/02/09	005122311	64852	52,920	52,120	800	1.5%	COPR	HORWITH	CITX300145
12/05/08	01/02/09	005122312	64853	66,800	52,460	14,340	21.5%	COPR	HORWITH	JTLX30153
12/05/08	01/02/09	005122313	64854	66,780	52,140	14,640	21.9%	COPR	HORWITH	JTLX30153
12/05/08	01/02/09	005122314	64855	48,820	51,140	(2,320)	-4.8%	COPR	HORWITH	JTLX30153
12/05/08	01/02/09	005122315	64856	67,500	50,480	17,020	25.2%	COPR	HORWITH	JTLX30130
12/05/08	01/02/09	005122316	64857	37,380	51,960	(14,580)	-39.0%	COPR	HORWITH	JTLX30130
12/05/08	01/02/09	005122317	64858	75,440	49,500	25,940	34.4%	COPR	HORWITH	JTLX30130
12/05/08	01/02/09	005122318	64859	37,380	51,820	(14,440)	-38.6%	COPR	HORWITH	JTLX30130
12/05/08	01/02/09	005122319	64860	24,280	49,320	(25,040)	-103.1%	COPR	HORWITH	JTLX168
12/05/08	01/02/09	005122320	64861	68,080	51,680	16,400	24.1%	COPR	HORWITH	JTLX168
12/05/08	01/02/09	005122321	64862	65,980	50,940	15,040	22.8%	COPR	HORWITH	CITX300041
12/05/08	01/02/09	005122322	64863	41,860	51,060	(9,200)	-22.0%	COPR	HORWITH	JTLX168
12/05/08	01/02/09	005122323	64864	67,280	50,240	17,040	25.3%	COPR	HORWITH	JTLX168
12/05/08	01/02/09	005122324	64865	65,760	51,920	13,840	21.0%	COPR	HORWITH	CITX300041
12/05/08	01/02/09	005122325	64866	9,900	52,420	(42,520)	-429.5%	COPR	HORWITH	JTLX254
12/05/08	01/02/09	005122326	64867	33,420	52,260	(18,840)	-56.4%	COPR	HORWITH	CITX300041
12/05/08	01/02/09	005122327	64868	67,820	51,160	16,660	24.6%	COPR	HORWITH	JTLX254
12/05/08	01/02/09	005122328	64869	75,740	51,060	24,680	32.6%	COPR	HORWITH	JTLX254
12/05/08	01/02/09	005122329	64870	33,420	49,720	(16,300)	-48.8%	COPR	HORWITH	CITX300041
12/05/08	01/02/09	005122330	64871	51,600	51,860	(260)	-0.5%	COPR	HORWITH	JTLX254
12/05/08	01/06/09	005122331	64872	42,080	52,540	(10,460)	-24.9%	COPR	HORWITH	CHUX274
12/08/08	01/06/09	005122332	64873	42,360	49,640	(7,280)	-17.2%	COPR	HORWITH	JTLX239
12/08/08	01/06/09	005122333	64874	66,220	49,580	16,640	25.1%	COPR	HORWITH	JTLX239
12/08/08	01/06/09	005122334	64875	60,280	50,740	9,540	15.8%	COPR	HORWITH	JTLX239
12/08/08	01/06/09	005122335	64876	33,520	51,660	(18,140)	-54.1%	COPR	HORWITH	JTLX239
12/08/08	01/22/09	005122336	64877	45,840	50,580	(4,740)	-10.3%	COPR	HORWITH	JTLX30165
12/08/08	01/22/09	005122337	64878	65,700	50,200	15,500	23.6%	COPR	HORWITH	JTLX30165
12/08/08	01/22/09	005122338	64879	66,140	51,020	15,120	22.9%	COPR	HORWITH	JTLX30165
12/08/08	01/22/09	005122339	64880	24,440	49,160	(24,720)	-101.1%	COPR	HORWITH	JTLX30165
12/08/08	01/06/09	005122340	64881	36,300	51,800	(15,500)	-42.7%	COPR	HORWITH	JTLX30112
12/08/08	01/06/09	005122341	64882	74,980	50,820	24,160	32.2%	COPR	HORWITH	JTLX30112

HONEYWELL SA-7 USE HAZARDOUS WASTE TRACKING (2006)										
Date Shipped	Date of Return Manifest	State Manifest	Man. Doc #	Facilty Manifest Weight (lbs)	Estimated Weight (lbs)	Manifest - Estimate (lbs)	Manifest - Estimate (%)	Material	Transporter	RAILCAR #
12/08/08	01/06/09	005122342	64883	74,880	50,840	24,040	32.1%	COPR	HORWITH	JTLX30112
12/08/08	01/06/09	005122343	64884	16,380	50,420	(34,040)	-207.8%	COPR	HORWITH	JTLX30112
12/08/08	01/06/09	005122344	64885	51,840	50,200	1,640	3.2%	COPR	HORWITH	NDYX320426
12/08/08	01/06/09	005122345	64886	66,460	50,360	16,100	24.2%	COPR	HORWITH	NDYX320426
12/08/08	01/06/09	005122346	64887	66,220	50,600	15,620	23.6%	COPR	HORWITH	NDYX320426
12/08/08	01/06/09	005122347	64888	17,460	50,420	(32,960)	-188.8%	COPR	HORWITH	NDYX320426
12/08/08	01/06/09	005122348	64889	53,060	50,100	2,960	5.6%	COPR	HORWITH	JTLX30151
12/08/08	01/06/09	005122349	64890	74,800	48,120	26,680	35.7%	COPR	HORWITH	JTLX30151
12/08/08	01/06/09	005122350	64891	66,860	50,840	16,020	24.0%	COPR	HORWITH	JTLX30151
12/08/08	01/06/09	005122351	64892	5,440	49,620	(44,180)	-812.1%	COPR	HORWITH	JTLX30151
12/08/08	01/22/09	005122352	64893	12,920	50,380	(37,460)	-289.9%	COPR	HORWITH	CHUX135
12/08/08	01/22/09	005122353	64894	66,660	49,440	17,220	25.8%	COPR	HORWITH	CHUX135
12/08/08	01/06/09	005122354	64895	19,360	52,300	(32,940)	-170.1%	COPR	HORWITH	JTLX30116
12/08/08	01/22/09	005122355	64896	63,040	51,820	11,220	17.8%	COPR	HORWITH	CHUX135
12/08/08	01/22/09	005122356	64897	61,500	52,360	9,140	14.9%	COPR	HORWITH	CHUX135
12/08/08	01/06/09	005122357	64898	45,500	51,640	(6,140)	-13.5%	COPR	HORWITH	JTLX30116
12/08/08	01/06/09	005122358	64899	76,280	52,260	24,020	31.5%	COPR	HORWITH	JTLX30116
12/08/08	01/06/09	005122359	64900	63,560	50,540	13,020	20.5%	COPR	HORWITH	JTLX30116
12/08/08	01/06/09	005122360	64901	39,820	50,920	(11,100)	-27.9%	COPR	HORWITH	CITX300131
12/08/08	01/06/09	005122361	64902	66,620	50,600	16,020	24.0%	COPR	HORWITH	CITX300131
12/08/08	01/06/09	005122362	64903	66,700	51,300	15,400	23.1%	COPR	HORWITH	CITX300131
12/08/08	01/06/09	005122363	64904	30,320	49,620	(19,300)	-63.7%	COPR	HORWITH	CITX300131
12/08/08	01/02/09	005122364	64905	63,240	50,140	13,100	20.7%	COPR	HORWITH	CITX300141
12/08/08	01/02/09	005122365	64906	67,500	49,240	18,260	27.1%	COPR	HORWITH	CITX300141
12/08/08	01/02/09	005122366	64907	31,220	51,700	(20,480)	-65.6%	COPR	HORWITH	CITX300141
12/08/08	01/02/09	005122367	64908	31,200	48,020	(16,820)	-53.9%	COPR	HORWITH	CITX300141
12/08/08	01/02/09	005122368	64909	47,380	51,540	(4,160)	-8.8%	COPR	HORWITH	NDYX320346
12/08/08	01/02/09	005122369	64910	66,820	49,500	17,320	25.9%	COPR	HORWITH	NDYX320346
12/08/08	01/02/09	005122370	64911	73,160	49,800	23,360	31.9%	COPR	HORWITH	NDYX320346
12/08/08	01/02/09	005122371	64912	66,500	51,600	14,900	22.4%	COPR	HORWITH	CITX300102
12/08/08	01/02/09	005122372	64913	12,040	49,400	(37,360)	-310.3%	COPR	HORWITH	NDYX320346
12/08/08	01/02/09	005122373	64914	65,880	50,340	15,540	23.6%	COPR	HORWITH	CITX300102
12/08/08	01/02/09	005122374	64915	6,500	50,240	(43,740)	-672.9%	COPR	HORWITH	CITX300102
12/08/08	01/02/09	005122375	64916	65,420	49,320	16,100	24.6%	COPR	HORWITH	CITX300102
12/08/08	01/02/09	005122376	64917	66,400	50,020	16,380	24.7%	COPR	HORWITH	CITX300122
12/08/08	01/02/09	005122377	64918	64,740	49,140	15,600	24.1%	COPR	HORWITH	CITX300122
12/08/08	01/02/09	005122378	64919	32,460	52,380	(19,920)	-61.4%	COPR	HORWITH	CITX300122
12/08/08	01/06/09	005122379	64920	65,080	50,940	14,140	21.7%	COPR	HORWITH	CHUX115
12/08/08	01/02/09	005122380	64921	32,460	48,600	(16,140)	-49.7%	COPR	HORWITH	CITX300122
12/08/08	01/06/09	005122381	64922	58,540	50,380	8,160	13.9%	COPR	HORWITH	CHUX115
12/08/08	01/06/09	005122382	64923	66,120	49,320	16,800	25.4%	COPR	HORWITH	CHUX115
12/08/08	01/06/09	005122383	64924	12,440	50,000	(37,560)	-301.9%	COPR	HORWITH	CHUX115
12/08/08	01/06/09	005122384	64925	33,740	49,960	(16,220)	-48.1%	COPR	HORWITH	CHUX102
12/08/08	01/06/09	005122385	64926	67,120	50,080	17,040	25.4%	COPR	HORWITH	CHUX102
12/08/08	01/06/09	005122386	64927	61,740	51,720	10,020	16.2%	COPR	HORWITH	CHUX102
12/08/08	01/06/09	005122387	64928	39,320	50,220	(10,900)	-27.7%	COPR	HORWITH	CHUX102
12/08/08	01/06/09	005122388	64929	66,260	50,080	16,180	24.4%	COPR	HORWITH	CHUX274
12/08/08	01/06/09	005122389	64930	31,160	51,780	(20,620)	-66.2%	COPR	HORWITH	CHUX274
12/08/08	01/06/09	005122390	64931	64,080	50,140	13,940	21.8%	COPR	HORWITH	CHUX274
12/08/08	01/06/09	005122391	64932	24,060	48,620	(24,560)	-102.1%	COPR	HORWITH	JTLX30170
12/08/08	01/06/09	005122392	64933	74,140	50,100	24,040	32.4%	COPR	HORWITH	JTLX30170
12/08/08	01/06/09	005122393	64934	74,100	49,040	25,060	33.8%	COPR	HORWITH	JTLX30170
12/08/08	01/06/09	005122394	64935	27,660	48,680	(21,020)	-76.0%	COPR	HORWITH	JTLX30170
12/09/08	01/06/09	005122395	64936	8,200	50,720	(42,520)	-518.5%	COPR	HORWITH	JTLX166
12/09/08	01/06/09	005122396	64937	66,520	50,760	15,760	23.7%	COPR	HORWITH	JTLX166
12/09/08	01/06/09	005122397	64938	75,120	50,500	24,620	32.8%	COPR	HORWITH	JTLX166
12/09/08	01/06/09	005122398	64939	54,440	50,300	4,140	7.6%	COPR	HORWITH	JTLX166
12/09/08	01/06/09	005122399	64940	21,260	49,880	(28,620)	-134.6%	COPR	HORWITH	NDYX320320
12/09/08	01/06/09	005122400	64941	64,240	50,460	13,780	21.5%	COPR	HORWITH	NDYX320320
12/09/08	01/06/09	005122401	64942	67,660	50,500	17,160	25.4%	COPR	HORWITH	NDYX320320
12/09/08	01/06/09	005122402	64943	50,840	52,200	(1,360)	-2.7%	COPR	HORWITH	NDYX320320
12/09/08	01/06/09	005122403	64944	67,280	52,380	14,900	22.1%	COPR	HORWITH	CEFX35812
12/09/08	01/06/09	005122404	64945	75,400	51,860	23,540	31.2%	COPR	HORWITH	CEFX35812
12/09/08	01/06/09	005122405	64946	33,160	52,640	(19,480)	-58.7%	COPR	HORWITH	CEFX35812
12/09/08	01/06/09	005122406	64947	33,180	51,120	(17,940)	-54.1%	COPR	HORWITH	CEFX35812
12/09/08	01/06/09	005122407	64948	56,780	50,360	6,420	11.3%	COPR	HORWITH	CITX300109
12/09/08	01/06/09	005122408	64949	66,120	49,060	17,060	25.8%	COPR	HORWITH	CITX300109
12/09/08	01/06/09	005122409	64950	38,080	48,460	(10,380)	-27.3%	COPR	HORWITH	CITX300109
12/09/08	01/06/09	005122410	64951	38,060	51,100	(13,040)	-34.3%	COPR	HORWITH	CITX300109
12/09/08	01/06/09	005122411	64952	75,280	49,680	25,600	34.0%	COPR	HORWITH	JTLX30157
12/09/08	01/06/09	005122412	64953	31,480	48,240	(16,760)	-53.2%	COPR	HORWITH	JTLX30157
12/09/08	01/06/09	005122413	64954	67,600	50,160	17,440	25.8%	COPR	HORWITH	JTLX30157
12/09/08	01/06/09	005122414	64955	23,820	50,500	(26,680)	-112.0%	COPR	HORWITH	JTLX30157
12/09/08	01/06/09	005122415	64956	14,140	50,920	(36,780)	-260.1%	COPR	HORWITH	CHUX179

HONEYWELL SA-7 USE HAZARDOUS WASTE TRACKING (2006)										
Date Shipped	Date of Return Manifest	State Manifest	Man. Doc #	Facilty Manifest Weight (lbs)	Estimated Weight (lbs)	Manifest - Estimate (lbs)	Manifest - Estimate (%)	Material	Transporter	RAILCAR #
12/09/08	01/06/09	005122416	64957	74,680	50,880	23,800	31.9%	COPR	HORWITH	CHUX179
12/09/08	01/06/09	005122417	64958	67,920	51,980	15,940	23.5%	COPR	HORWITH	CHUX179
12/09/08	01/06/09	005122418	64959	45,160	50,760	(5,600)	-12.4%	COPR	HORWITH	CHUX179
12/09/08	01/06/09	005122419	64960	12,780	52,060	(39,280)	-307.4%	COPR	HORWITH	CHUX302
12/09/08	01/06/09	005122420	64961	75,040	52,320	22,720	30.3%	COPR	HORWITH	CHUX302
12/09/08	01/06/09	005122421	64962	74,780	52,120	22,660	30.3%	COPR	HORWITH	CHUX302
12/09/08	01/06/09	005122422	64963	47,320	52,260	(4,940)	-10.4%	COPR	HORWITH	CHUX302
12/09/08	01/06/09	005122423	64964	21,560	52,200	(30,640)	-142.1%	COPR	HORWITH	CHUX232
12/09/08	01/06/09	005122424	64965	67,180	50,640	16,540	24.6%	COPR	HORWITH	CHUX232
12/09/08	01/06/09	005122425	64966	75,700	49,400	26,300	34.7%	COPR	HORWITH	CHUX232
12/09/08	01/06/09	005122426	64967	43,480	50,600	(7,120)	-16.4%	COPR	HORWITH	CHUX232
12/09/08	01/06/09	005122427	64968	14,340	50,620	(36,280)	-253.0%	COPR	HORWITH	CEFX35842
12/09/08	01/06/09	005122428	64969	67,220	51,900	15,320	22.8%	COPR	HORWITH	CEFX35842
12/09/08	01/06/09	005122429	64970	67,280	50,720	16,560	24.6%	COPR	HORWITH	CEFX35842
12/09/08	01/06/09	005122430	64971	54,860	51,900	2,960	5.4%	COPR	HORWITH	CEFX35842
12/09/08	01/06/09	005122431	64972	48,800	51,340	(2,540)	-5.2%	COPR	HORWITH	JTLX30152
12/09/08	01/06/09	005122432	64973	65,520	52,420	13,100	20.0%	COPR	HORWITH	JTLX30152
12/09/08	01/06/09	005122433	64974	74,760	51,760	23,000	30.8%	COPR	HORWITH	JTLX30152
12/09/08	01/06/09	005122434	64975	66,020	49,880	16,140	24.4%	COPR	HORWITH	JTLX177
12/09/08	01/06/09	005122435	64976	19,960	52,540	(32,580)	-163.2%	COPR	HORWITH	JTLX30152
12/09/08	01/06/09	005122436	64977	30,320	51,760	(21,440)	-70.7%	COPR	HORWITH	JTLX177
12/09/08	01/06/09	005122437	64978	66,580	52,620	13,960	21.0%	COPR	HORWITH	JTLX177
12/09/08	01/06/09	005122438	64979	38,340	52,280	(13,940)	-36.4%	COPR	HORWITH	JTLX177
12/09/08	01/06/09	005122439	64980	53,240	52,520	720	1.4%	COPR	HORWITH	JTLX30126
12/09/08	01/06/09	005122440	64981	66,400	48,540	17,860	26.9%	COPR	HORWITH	JTLX30126
12/09/08	01/06/09	005122441	64982	65,620	51,820	13,800	21.0%	COPR	HORWITH	JTLX30126
12/09/08	01/06/09	005122442	64983	19,940	51,640	(31,700)	-159.0%	COPR	HORWITH	JTLX30126
12/09/08	01/06/09	005122443	64984	20,280	51,640	(31,360)	-154.6%	COPR	HORWITH	JTLX30141
12/09/08	01/06/09	005122444	64985	75,180	51,080	24,100	32.1%	COPR	HORWITH	JTLX30141
12/09/08	01/06/09	005122445	64986	65,940	51,520	14,420	21.9%	COPR	HORWITH	JTLX30141
12/09/08	01/06/09	005122446	64987	43,640	51,320	(7,680)	-17.6%	COPR	HORWITH	JTLX30141
12/09/08	01/06/09	005122447	64988	62,660	52,340	10,320	16.5%	COPR	HORWITH	JTLX30160
12/09/08	01/06/09	005122448	64989	65,560	51,180	14,380	21.9%	COPR	HORWITH	JTLX30160
12/09/08	01/06/09	005122449	64990	64,180	51,160	13,020	20.3%	COPR	HORWITH	JTLX30160
12/09/08	01/06/09	005122450	64991	27,440	51,420	(23,980)	-87.4%	COPR	HORWITH	CHUX141
12/09/08	01/06/09	005122451	64992	12,480	52,000	(39,520)	-316.7%	COPR	HORWITH	JTLX30160
12/09/08	01/06/09	005122452	64993	64,840	52,360	12,480	19.2%	COPR	HORWITH	CHUX141
12/09/08	01/06/09	005122453	64994	67,120	52,140	14,980	22.3%	COPR	HORWITH	CHUX141
12/09/08	01/06/09	005122454	64995	48,660	51,880	(3,220)	-6.6%	COPR	HORWITH	CHUX141
12/09/08	01/06/09	005122455	64996	76,440	49,860	26,580	34.8%	COPR	HORWITH	CITX300166
12/09/08	01/06/09	005122456	64997	66,140	52,440	13,700	20.7%	COPR	HORWITH	CITX300166
12/09/08	01/06/09	005122457	64998	31,440	49,720	(18,280)	-58.1%	COPR	HORWITH	CITX300166
12/09/08	01/06/09	005122458	64999	31,440	51,180	(19,740)	-62.8%	COPR	HORWITH	CITX300166
12/10/08	01/22/09	005122459	65000	9,740	50,900	(41,160)	-422.6%	COPR	HORWITH	CEFX35825
12/10/08	01/22/09	005122460	65001	75,280	50,800	24,480	32.5%	COPR	HORWITH	CEFX35825
12/10/08	01/22/09	005122461	65002	67,620	49,920	17,700	26.2%	COPR	HORWITH	CEFX35825
12/10/08	01/22/09	005122462	65003	48,620	50,420	(1,800)	-3.7%	COPR	HORWITH	CEFX35825
12/10/08	01/22/09	005122463	65004	66,960	51,620	15,340	22.9%	COPR	HORWITH	CEFX35846
12/10/08	01/22/09	005122464	65005	74,360	52,020	22,340	30.0%	COPR	HORWITH	CEFX35846
12/10/08	01/22/09	005122465	65006	32,620	51,760	(19,140)	-58.7%	COPR	HORWITH	CEFX35846
12/10/08	01/22/09	005122466	65007	32,620	51,380	(18,760)	-57.5%	COPR	HORWITH	CEFX35846
12/10/08	01/22/09	005122467	65008	55,660	52,340	3,320	6.0%	COPR	HORWITH	JTLX186
12/10/08	01/22/09	005122468	65009	75,740	52,260	23,480	31.0%	COPR	HORWITH	JTLX186
12/10/08	01/06/09	005122469	65010	67,540	51,140	16,400	24.3%	COPR	HORWITH	JTLX30173
12/10/08	01/22/09	005122470	65011	37,840	48,340	(10,500)	-27.7%	COPR	HORWITH	JTLX186
12/10/08	01/22/09	005122471	65012	37,820	52,200	(14,380)	-38.0%	COPR	HORWITH	JTLX186
12/10/08	01/06/09	005122472	65013	75,360	49,060	26,300	34.9%	COPR	HORWITH	JTLX30173
12/10/08	01/06/09	005122473	65014	30,900	48,020	(17,120)	-55.4%	COPR	HORWITH	JTLX30173
12/10/08	01/06/09	005122474	65015	30,880	51,680	(20,800)	-67.4%	COPR	HORWITH	JTLX30173
12/10/08	01/06/09	005122475	65016	44,400	49,340	(4,940)	-11.1%	COPR	HORWITH	CITX300116
12/10/08	01/06/09	005122476	65017	74,900	48,840	26,060	34.8%	COPR	HORWITH	CITX300116
12/10/08	01/06/09	005122477	65018	36,820	50,040	(13,220)	-35.9%	COPR	HORWITH	CITX300116
12/10/08	01/06/09	005122478	65019	36,820	49,120	(12,300)	-33.4%	COPR	HORWITH	CITX300116
12/10/08	01/06/09	005122479	65020	49,700	50,820	(1,120)	-2.3%	COPR	HORWITH	CITX300164
12/10/08	01/06/09	005122480	65021	65,140	49,800	15,340	23.5%	COPR	HORWITH	CITX300164
12/10/08	01/06/09	005122481	65022	63,280	49,800	13,480	21.3%	COPR	HORWITH	CITX300164
12/10/08	01/06/09	005122482	65023	22,880	48,140	(25,260)	-110.4%	COPR	HORWITH	CITX300164
12/10/08	01/22/09	005122483	65024	42,640	52,260	(9,620)	-22.6%	COPR	HORWITH	NDYX320472
12/10/08	01/22/09	005122484	65025	52,180	49,340	2,840	5.4%	COPR	HORWITH	NDYX320472
12/10/08	01/22/09	005122485	65026	66,860	51,460	15,400	23.0%	COPR	HORWITH	NDYX320472
12/10/08	01/06/09	005122486	65027	9,100	52,040	(42,940)	-471.9%	COPR	HORWITH	CHUX250
12/10/08	01/22/09	005122487	65028	43,300	51,040	(7,740)	-17.9%	COPR	HORWITH	NDYX320472
12/10/08	01/06/09	005122488	65029	12,980	51,280	(38,300)	-295.1%	COPR	HORWITH	CHUX250
12/10/08	01/06/09	005122489	65030	67,920	52,080	15,840	23.3%	COPR	HORWITH	CHUX250

HONEYWELL SA-7 USE HAZARDOUS WASTE TRACKING (2006)										
Date Shipped	Date of Return Manifest	State Manifest	Man. Doc #	Facilty Manifest Weight (lbs)	Estimated Weight (lbs)	Manifest - Estimate (lbs)	Manifest - Estimate (%)	Material	Transporter	RAILCAR #
12/10/08	01/06/09	005122490	65031	116,620	50,680	65,940	56.5%	COPR	HORWITH	CHUX250
12/10/08	01/22/09	005122491	65032	13,920	51,760	(37,840)	-271.8%	COPR	HORWITH	CHUX138
12/10/08	01/22/09	005122492	65033	65,980	50,660	15,320	23.2%	COPR	HORWITH	CHUX138
12/10/08	01/22/09	005122493	65034	65,520	51,600	13,920	21.2%	COPR	HORWITH	CHUX138
12/10/08	01/06/09	005122494	65035	19,860	52,140	(32,280)	-162.5%	COPR	HORWITH	JTLX30167
12/10/08	01/22/09	005122495	65036	66,260	50,820	15,440	23.3%	COPR	HORWITH	CHUX138
12/10/08	01/06/09	005122496	65037	68,280	50,400	17,880	26.2%	COPR	HORWITH	JTLX30167
12/10/08	01/06/09	005122497	65038	64,700	49,720	14,980	23.2%	COPR	HORWITH	JTLX30167
12/10/08	01/06/09	005122498	65039	11,980	50,460	(38,480)	-321.2%	COPR	HORWITH	CITX300106
12/10/08	01/06/09	005122499	65040	52,320	50,040	2,280	4.4%	COPR	HORWITH	JTLX30167
12/10/08	01/06/09	005122500	65041	76,120	50,640	25,480	33.5%	COPR	HORWITH	CITX300106
12/10/08	01/06/09	005122501	65042	67,380	51,120	16,260	24.1%	COPR	HORWITH	CITX300106
12/10/08	01/06/09	005122502	65043	48,640	49,960	(1,320)	-2.7%	COPR	HORWITH	CITX300106
12/10/08	01/06/09	005122503	65044	65,840	49,320	16,520	25.1%	COPR	HORWITH	CITX300115
12/10/08	01/06/09	005122504	65045	75,120	51,060	24,060	32.0%	COPR	HORWITH	CITX300115
12/10/08	01/06/09	005122505	65046	33,380	51,380	(18,000)	-53.9%	COPR	HORWITH	CITX300115
12/10/08	01/06/09	005122506	65047	33,400	51,920	(18,520)	-55.4%	COPR	HORWITH	CITX300115
12/10/08	01/06/09	005122507	65048	66,340	51,480	14,860	22.4%	COPR	HORWITH	CITX300148
12/10/08	01/06/09	005122508	65049	75,180	49,220	25,960	34.5%	COPR	HORWITH	CITX300148
12/10/08	01/06/09	005122509	65050	31,680	50,140	(18,460)	-58.3%	COPR	HORWITH	CITX300148
12/10/08	01/06/09	005122510	65051	31,680	50,200	(18,520)	-58.5%	COPR	HORWITH	CITX300148
12/10/08	01/22/09	005122511	65052	77,520	50,540	26,980	34.8%	COPR	HORWITH	JTLX74
12/10/08	01/22/09	005122512	65053	68,220	51,420	16,800	24.6%	COPR	HORWITH	JTLX74
12/10/08	01/22/09	005122513	65054	30,260	50,580	(20,320)	-67.2%	COPR	HORWITH	JTLX74
12/10/08	01/22/09	005122514	65055	25,000	50,120	(25,120)	-100.5%	COPR	HORWITH	JTLX74
12/10/08	01/22/09	005122515	65056	67,040	52,240	14,800	22.1%	COPR	HORWITH	CHUX171
12/10/08	01/22/09	005122516	65057	75,440	50,040	25,400	33.7%	COPR	HORWITH	CHUX171
12/10/08	01/22/09	005122517	65058	54,980	50,960	4,020	7.3%	COPR	HORWITH	CHUX171
12/10/08	01/22/09	005122518	65059	10,540	50,100	(39,560)	-375.3%	COPR	HORWITH	CHUX171
12/10/08	01/22/09	005122519	65060	23,200	50,920	(27,720)	-119.5%	COPR	HORWITH	JTLX127
12/10/08	01/22/09	005122520	65061	66,900	49,340	17,560	26.2%	COPR	HORWITH	JTLX127
12/10/08	01/22/09	005122521	65062	66,700	49,740	16,960	25.4%	COPR	HORWITH	JTLX127
12/10/08	01/22/09	005122522	65063	48,040	50,000	(1,960)	-4.1%	COPR	HORWITH	JTLX127
12/11/08	01/22/09	005122523	65064	60,900	51,560	9,340	15.3%	COPR	HORWITH	JTLX30155
12/11/08	01/22/09	005122524	65065	75,560	51,600	23,960	31.7%	COPR	HORWITH	CEFX35829
12/11/08	01/22/09	005122525	65066	75,780	51,580	24,200	31.9%	COPR	HORWITH	CEFX35829
12/11/08	01/22/09	005122526	65067	33,940	50,860	(16,920)	-49.9%	COPR	HORWITH	CEFX35829
12/11/08	01/22/09	005122527	65068	33,940	50,740	(16,800)	-49.5%	COPR	HORWITH	CEFX35829
12/11/08	01/22/09	005122528	65069	57,800	48,880	8,920	15.4%	COPR	HORWITH	JTLX30127
12/11/08	01/22/09	005122529	65070	67,120	51,400	15,720	23.4%	COPR	HORWITH	JTLX30127
12/11/08	01/22/09	005122530	65071	37,940	49,060	(11,120)	-29.3%	COPR	HORWITH	JTLX30127
12/11/08	01/22/09	005122531	65072	37,960	51,100	(13,140)	-34.6%	COPR	HORWITH	JTLX30127
12/11/08	01/22/09	005122532	65073	64,140	52,020	12,120	18.9%	COPR	HORWITH	JTLX30155
12/11/08	01/22/09	005122533	65074	8,200	51,780	(43,580)	-531.5%	COPR	HORWITH	JTLX30155
12/11/08	01/22/09	005122534	65075	76,520	51,140	25,380	33.2%	COPR	HORWITH	JTLX30155
12/11/08	01/22/09	005122535	65076	75,180	51,240	23,940	31.8%	COPR	HORWITH	CITX300151
12/11/08	01/15/09	005122536	65077	37,980	49,680	(11,700)	-30.8%	COPR	HORWITH	JTLX118
12/11/08	01/22/09	005122537	65078	67,720	49,500	18,220	26.9%	COPR	HORWITH	CITX300151
12/11/08	01/22/09	005122538	65079	30,080	50,160	(20,080)	-66.8%	COPR	HORWITH	CITX300151
12/11/08	01/22/09	005122539	65080	30,060	50,420	(20,360)	-67.7%	COPR	HORWITH	CITX300151
12/11/08	01/15/09	005122540	65081	66,080	51,960	14,120	21.4%	COPR	HORWITH	JTLX118
12/11/08	01/15/09	005122541	65082	64,260	51,280	12,980	20.2%	COPR	HORWITH	JTLX118
12/11/08	01/22/09	005122542	65083	75,920	51,480	24,440	32.2%	COPR	HORWITH	DJLX98508
12/11/08	01/22/09	005122543	65084	64,780	49,960	14,820	22.9%	COPR	HORWITH	DJLX98508
12/11/08	01/15/09	005122544	65085	37,100	51,720	(14,620)	-39.4%	COPR	HORWITH	JTLX118
12/11/08	01/22/09	005122545	65086	33,400	51,400	(18,000)	-53.9%	COPR	HORWITH	DJLX98508
12/11/08	01/22/09	005122546	65087	66,880	48,560	18,320	27.4%	COPR	HORWITH	CITX300026
12/11/08	01/22/09	005122547	65088	67,600	52,140	15,460	22.9%	COPR	HORWITH	CITX300026
12/11/08	01/22/09	005122548	65089	63,780	50,460	13,320	20.9%	COPR	HORWITH	CITX300026
12/11/08	01/22/09	005122549	65090	33,400	51,080	(17,680)	-52.9%	COPR	HORWITH	DJLX98508
12/11/08	01/22/09	005122550	65091	66,360	50,180	16,180	24.4%	COPR	HORWITH	CEFX35241
12/11/08	01/22/09	005122551	65092	62,360	50,360	12,000	19.2%	COPR	HORWITH	CEFX35241
12/11/08	01/22/09	005122552	65093	33,940	50,060	(16,120)	-47.5%	COPR	HORWITH	CEFX35241
12/11/08	01/22/09	005122553	65094	11,420	51,300	(39,880)	-349.2%	COPR	HORWITH	CITX300026
12/11/08	01/22/09	005122554	65095	33,940	49,320	(15,380)	-45.3%	COPR	HORWITH	CEFX35241
12/11/08	01/22/09	005122555	65096	36,060	50,220	(14,160)	-39.3%	COPR	HORWITH	CITX300159
12/11/08	01/22/09	005122556	65097	75,880	49,320	26,560	35.0%	COPR	HORWITH	CITX300159
12/11/08	01/22/09	005122557	65098	68,180	51,180	17,000	24.9%	COPR	HORWITH	CITX300159
12/11/08	01/22/09	005122558	65099	23,200	49,740	(26,540)	-114.4%	COPR	HORWITH	CITX300159
12/11/08	01/22/09	005122559	65100	76,340	51,640	24,700	32.4%	COPR	HORWITH	CHUX295
12/11/08	01/22/09	005122560	65101	51,940	49,560	2,380	4.6%	COPR	HORWITH	CHUX295
12/11/08	01/22/09	005122561	65102	68,140	49,900	18,240	26.8%	COPR	HORWITH	CHUX295
12/11/08	01/22/09	005122562	65103	8,380	50,200	(41,820)	-499.0%	COPR	HORWITH	CHUX295
12/11/08	01/22/09	005122563	65104	25,520	52,480	(26,960)	-105.6%	COPR	HORWITH	NDYX320467

HONEYWELL SA-7 USE HAZARDOUS WASTE TRACKING (2006)										
Date Shipped	Date of Return Manifest	State Manifest	Man. Doc #	Facilty Manifest Weight (lbs)	Estimated Weight (lbs)	Manifest - Estimate (lbs)	Manifest - Estimate (%)	Material	Transporter	RAILCAR #
12/11/08	01/22/09	005122564	65105	66,180	52,500	13,680	20.7%	COPR	HORWITH	NDYX320467
12/11/08	01/22/09	005122565	65106	66,120	50,440	15,680	23.7%	COPR	HORWITH	NDYX320467
12/11/08	01/22/09	005122566	65107	35,580	51,400	(15,820)	-44.5%	COPR	HORWITH	JTLX30138
12/11/08	01/22/09	005122567	65108	50,160	49,960	200	0.4%	COPR	HORWITH	NDYX320467
12/11/08	01/22/09	005122568	65109	66,360	50,840	15,520	23.4%	COPR	HORWITH	JTLX30138
12/11/08	01/22/09	005122569	65110	65,860	50,380	15,480	23.5%	COPR	HORWITH	JTLX30138
12/11/08	01/22/09	005122570	65111	39,920	50,300	(10,380)	-26.0%	COPR	HORWITH	JTLX30138
12/11/08	01/22/09	005122571	65112	35,660	50,960	(15,300)	-42.9%	COPR	HORWITH	CITX300112
12/11/08	01/22/09	005122572	65113	27,960	51,640	(23,680)	-84.7%	COPR	HORWITH	CITX300112
12/11/08	01/22/09	005122573	65114	67,580	50,600	16,980	25.1%	COPR	HORWITH	CITX300112
12/11/08	01/22/09	005122574	65115	68,500	51,420	17,080	24.9%	COPR	HORWITH	CITX300112
12/11/08	01/22/09	005122575	65116	75,240	52,300	22,940	30.5%	COPR	HORWITH	NDYX320344
12/11/08	01/22/09	005122576	65117	35,540	51,040	(15,500)	-43.6%	COPR	HORWITH	NDYX320344
12/11/08	01/22/09	005122577	65118	76,360	50,960	25,400	33.3%	COPR	HORWITH	NDYX320344
12/11/08	01/22/09	005122578	65119	31,620	51,900	(20,280)	-64.1%	COPR	HORWITH	NDYX320344
12/11/08	01/22/09	005122579	65120	24,720	51,360	(26,640)	-107.8%	COPR	HORWITH	CEFX35802
12/11/08	01/22/09	005122580	65121	76,120	52,460	23,660	31.1%	COPR	HORWITH	CEFX35802
12/11/08	01/22/09	005122581	65122	66,080	49,840	16,240	24.6%	COPR	HORWITH	CEFX35802
12/11/08	01/22/09	005122582	65123	38,520	51,600	(13,080)	-34.0%	COPR	HORWITH	CEFX35802
12/11/08	01/22/09	005122583	65124	35,560	49,560	(14,000)	-39.4%	COPR	HORWITH	CITX300143
12/11/08	01/22/09	005122584	65125	66,600	50,380	16,220	24.4%	COPR	HORWITH	CITX300143
12/11/08	01/22/09	005122585	65126	67,880	48,660	19,220	28.3%	COPR	HORWITH	CITX300143
12/11/08	01/22/09	005122586	65127	39,060	50,640	(11,580)	-29.6%	COPR	HORWITH	CITX300143
12/11/08	01/22/09	005122587	65128	9,100	49,980	(40,880)	-449.2%	COPR	HORWITH	JTLX30131
12/12/08	01/22/09	005122588	65129	36,920	50,280	(13,360)	-36.2%	COPR	HORWITH	JTLX30104
12/12/08	01/22/09	005122589	65130	76,240	50,160	26,080	34.2%	COPR	HORWITH	JTLX30104
12/12/08	01/22/09	005122590	65131	68,380	51,620	16,760	24.5%	COPR	HORWITH	JTLX30104
12/12/08	01/22/09	005122591	65132	24,100	51,560	(27,460)	-113.9%	COPR	HORWITH	JTLX30104
12/12/08	01/22/09	005122592	65133	64,400	52,100	12,300	19.1%	COPR	HORWITH	JTLX30131
12/12/08	01/22/09	005122593	65134	67,960	49,240	18,720	27.5%	COPR	HORWITH	JTLX30131
12/12/08	01/22/09	005122594	65135	66,540	49,400	17,140	25.8%	COPR	HORWITH	JTLX30131
12/12/08	01/22/09	005122595	65136	67,460	49,360	18,100	26.8%	COPR	HORWITH	NDYX320329
12/12/08	01/22/09	005122596	65137	17,860	49,160	(31,300)	-175.3%	COPR	HORWITH	NDYX320329
12/12/08	01/22/09	005122597	65138	76,080	50,140	25,940	34.1%	COPR	HORWITH	NDYX320329
12/12/08	01/22/09	005122598	65139	18,660	50,500	(31,840)	-170.6%	COPR	HORWITH	NDYX320437
12/12/08	01/22/09	005122599	65140	38,420	50,260	(11,840)	-30.8%	COPR	HORWITH	NDYX320329
12/12/08	01/22/09	005122600	65141	67,940	48,820	19,120	28.1%	COPR	HORWITH	NDYX320437
12/12/08	01/22/09	005122601	65142	68,420	49,760	18,660	27.3%	COPR	HORWITH	NDYX320437
12/12/08	01/22/09	005122602	65143	48,280	50,080	(1,800)	-3.7%	COPR	HORWITH	NDYX320437
12/12/08	01/15/09	005122603	65144	25,480	49,240	(23,760)	-93.2%	COPR	HORWITH	CITX300157
12/12/08	01/15/09	005122604	65145	66,460	51,360	15,100	22.7%	COPR	HORWITH	CITX300157
12/12/08	01/15/09	005122605	65146	66,260	51,920	14,340	21.6%	COPR	HORWITH	CITX300157
12/12/08	01/15/09	005122606	65147	46,720	51,320	(4,600)	-9.8%	COPR	HORWITH	CITX300157
12/12/08	01/22/09	005122607	65148	32,200	50,580	(18,380)	-57.1%	COPR	HORWITH	CITX300153
12/12/08	01/22/09	005122608	65149	67,060	49,840	17,220	25.7%	COPR	HORWITH	CITX300153
12/12/08	01/22/09	005122609	65150	64,320	50,380	13,940	21.7%	COPR	HORWITH	CITX300153
12/12/08	01/22/09	005122610	65151	41,560	50,900	(9,340)	-22.5%	COPR	HORWITH	CITX300153
12/12/08	01/22/09	005122611	65152	10,580	49,520	(38,940)	-368.1%	COPR	HORWITH	CEFX35828
12/12/08	01/22/09	005122612	65153	75,980	51,340	24,640	32.4%	COPR	HORWITH	CEFX35828
12/12/08	01/22/09	005122613	65154	68,020	50,220	17,800	26.2%	COPR	HORWITH	CEFX35828
12/12/08	01/22/09	005122614	65155	9,420	50,640	(41,220)	-437.6%	COPR	HORWITH	CITX300111
12/12/08	01/22/09	005122615	65156	64,860	51,540	13,320	20.5%	COPR	HORWITH	CITX300111
12/12/08	01/22/09	005122616	65157	47,980	50,160	(2,180)	-4.5%	COPR	HORWITH	CEFX35828
12/12/08	01/22/09	005122617	65158	62,740	50,660	12,080	19.3%	COPR	HORWITH	CITX300111
12/12/08	01/22/09	005122618	65159	67,400	49,540	17,860	26.5%	COPR	HORWITH	CITX300111
12/12/08	01/22/09	005122619	65160	69,600	48,640	20,960	30.1%	COPR	HORWITH	CHUX163
12/12/08	01/22/09	005122620	65161	64,620	48,020	16,600	25.7%	COPR	HORWITH	CHUX163
12/12/08	01/22/09	005122621	65162	28,920	48,280	(19,360)	-66.9%	COPR	HORWITH	CHUX163
12/12/08	01/22/09	005122622	65163	28,900	50,220	(21,320)	-73.8%	COPR	HORWITH	CHUX163
12/12/08	01/22/09	005122623	65164	64,800	50,620	14,180	21.9%	COPR	HORWITH	CHUX329
12/12/08	01/22/09	005122624	65165	67,420	50,140	17,280	25.6%	COPR	HORWITH	CHUX329
12/12/08	01/22/09	005122625	65166	37,640	50,660	(13,020)	-34.6%	COPR	HORWITH	CHUX329
12/12/08	01/22/09	005122626	65167	37,660	50,340	(12,680)	-33.7%	COPR	HORWITH	CHUX329
12/12/08	01/22/09	005122627	65168	67,460	50,700	16,760	24.8%	COPR	HORWITH	CHUX101
12/12/08	01/22/09	005122628	65169	68,020	51,140	16,880	24.8%	COPR	HORWITH	CITX300107
12/12/08	01/22/09	005122629	65170	32,480	50,600	(18,120)	-55.8%	COPR	HORWITH	CHUX101
12/12/08	01/22/09	005122630	65171	76,900	51,180	25,720	33.4%	COPR	HORWITH	CHUX101
12/12/08	01/22/09	005122631	65172	32,500	51,540	(19,040)	-58.6%	COPR	HORWITH	CHUX101
12/12/08	01/22/09	005122632	65173	68,240	51,060	17,180	25.2%	COPR	HORWITH	CITX300107
12/12/08	01/22/09	005122633	65174	33,280	51,100	(17,820)	-53.5%	COPR	HORWITH	CITX300107
12/12/08	01/22/09	005122634	65175	33,260	52,380	(19,120)	-57.5%	COPR	HORWITH	CITX300107
12/12/08	01/22/09	005122635	65176	17,400	51,540	(34,140)	-196.2%	COPR	HORWITH	CHUX146
12/12/08	01/22/09	005122636	65177	65,100	51,840	13,260	20.4%	COPR	HORWITH	CHUX146
12/12/08	01/22/09	005122637	65178	68,140	51,280	16,860	24.7%	COPR	HORWITH	CHUX146

HONEYWELL SA-7 USE HAZARDOUS WASTE TRACKING (2006)										
Date Shipped	Date of Return Manifest	State Manifest	Man. Doc #	Facilty Manifest Weight (lbs)	Estimated Weight (lbs)	Manifest - Estimate (lbs)	Manifest - Estimate (%)	Material	Transporter	RAILCAR #
12/15/08	01/22/09	005122641	65179	55,200	51,020	4,180	7.6%	COPR	HORWITH	JTLX4051
12/15/08	01/22/09	005122642	65180	65,920	51,520	14,400	21.8%	COPR	HORWITH	JTLX4051
12/15/08	01/22/09	005122643	65181	66,340	51,440	14,900	22.5%	COPR	HORWITH	JTLX4051
12/15/08	01/22/09	005122644	65182	20,600	50,560	(29,960)	-145.4%	COPR	HORWITH	JTLX4051
12/15/08	01/22/09	005122645	65183	54,120	50,420	3,700	6.8%	COPR	HORWITH	JTLX4058
12/15/08	01/22/09	005122646	65184	68,420	50,060	18,360	26.8%	COPR	HORWITH	JTLX4058
12/15/08	01/22/09	005122647	65185	67,580	50,960	16,620	24.6%	COPR	HORWITH	JTLX4058
12/15/08	01/22/09	005122648	65186	12,960	49,600	(36,640)	-282.7%	COPR	HORWITH	JTLX4058
12/15/08	01/22/09	005122649	65187	8,860	51,640	(42,780)	-482.8%	COPR	HORWITH	JTLX86
12/15/08	01/22/09	000857883	65188	68,320	51,980	16,340	23.9%	COPR	HORWITH	JTLX86
12/15/08	01/22/09	000857882	65189	76,360	53,580	22,780	29.8%	COPR	HORWITH	JTLX86
12/15/08	01/22/09	005122650	65190	67,820	52,520	15,300	22.6%	COPR	HORWITH	CEFX35238
12/15/08	01/22/09	005122651	65191	60,600	50,460	10,140	16.7%	COPR	HORWITH	JTLX86
12/15/08	01/22/09	005122652	65192	76,800	50,120	26,680	34.7%	COPR	HORWITH	CEFX35238
12/15/08	01/22/09	005122653	65193	29,620	50,640	(21,020)	-71.0%	COPR	HORWITH	CEFX35238
12/15/08	01/22/09	005122654	65194	29,640	49,560	(19,920)	-67.2%	COPR	HORWITH	CEFX35238
12/15/08	01/22/09	005122655	65195	42,860	50,180	(7,320)	-17.1%	COPR	HORWITH	CHUX166
12/15/08	01/22/09	005122656	65196	17,440	50,020	(32,580)	-186.8%	COPR	HORWITH	CHUX166
12/15/08	01/22/09	005122657	65197	76,420	51,000	25,420	33.3%	COPR	HORWITH	CHUX166
12/15/08	01/22/09	005122658	65198	66,960	49,840	17,120	25.6%	COPR	HORWITH	CHUX166
12/15/08	01/22/09	005122659	65199	75,780	49,700	26,080	34.4%	COPR	HORWITH	JTLX30111
12/15/08	01/22/09	005122660	65200	75,520	49,620	25,900	34.3%	COPR	HORWITH	JTLX30111
12/15/08	01/22/09	005122661	65201	29,120	51,120	(22,000)	-75.5%	COPR	HORWITH	JTLX30111
12/15/08	01/22/09	005122662	65202	29,120	50,280	(21,160)	-72.7%	COPR	HORWITH	JTLX30111
12/15/08	01/22/09	005122663	65203	65,880	49,900	15,980	24.3%	COPR	HORWITH	CHUX159
12/15/08	01/22/09	005122664	65204	67,160	49,440	17,720	26.4%	COPR	HORWITH	CHUX159
12/15/08	01/22/09	005122665	65205	33,480	49,860	(16,380)	-48.9%	COPR	HORWITH	CHUX159
12/15/08	01/22/09	005122666	65206	67,700	50,600	17,100	25.3%	COPR	HORWITH	CEFX35799
12/15/08	01/22/09	005122667	65207	11,400	52,240	(40,840)	-358.2%	COPR	HORWITH	CEFX35799
12/15/08	01/22/09	005122668	65208	33,480	50,600	(17,120)	-51.1%	COPR	HORWITH	CHUX159
12/15/08	01/22/09	005122669	65209	66,780	51,080	15,700	23.5%	COPR	HORWITH	CEFX35799
12/15/08	01/22/09	005122670	65210	65,600	49,760	15,840	24.1%	COPR	HORWITH	CEFX35799
12/15/08	01/22/09	005122671	65211	67,260	50,400	16,860	25.1%	COPR	HORWITH	JTLX30103
12/15/08	01/22/09	005122672	65212	64,400	49,720	14,680	22.8%	COPR	HORWITH	JTLX30103
12/15/08	01/22/09	005122673	65213	33,280	51,100	(17,820)	-53.5%	COPR	HORWITH	JTLX30103
12/15/08	01/22/09	005122674	65214	33,300	49,660	(16,360)	-49.1%	COPR	HORWITH	JTLX30103
12/15/08	01/22/09	005122675	65215	6,600	49,300	(42,700)	-647.0%	COPR	HORWITH	JTLX270
12/15/08	01/22/09	005122676	65216	67,060	51,420	15,640	23.3%	COPR	HORWITH	JTLX270
12/15/08	01/22/09	005122677	65217	67,120	51,640	15,480	23.1%	COPR	HORWITH	JTLX270
12/15/08	01/22/09	005122678	65218	65,180	51,180	14,000	21.5%	COPR	HORWITH	JTLX270
12/15/08	01/22/09	005122679	65219	53,880	48,720	5,160	9.6%	COPR	HORWITH	CHUX146
12/15/08	01/22/09	005122680	65220	10,580	51,260	(40,680)	-384.5%	COPR	HORWITH	CHUX144
12/15/08	01/22/09	005122681	65221	67,760	48,960	18,800	27.7%	COPR	HORWITH	CHUX144
12/15/08	01/22/09	005122682	65222	55,640	50,460	5,180	9.3%	COPR	HORWITH	CHUX144
12/15/08	01/22/09	005122683	65223	67,560	51,320	16,240	24.0%	COPR	HORWITH	CHUX144
12/15/08	01/22/09	005122684	65224	36,360	49,000	(12,640)	-34.8%	COPR	HORWITH	CHUX241
12/15/08	01/22/09	005122685	65225	13,460	51,820	(38,360)	-285.0%	COPR	HORWITH	NDYX320343
12/15/08	01/22/09	005122686	65226	66,620	50,440	16,180	24.3%	COPR	HORWITH	NDYX320343
12/15/08	01/22/09	005122687	65227	67,820	50,540	17,280	25.5%	COPR	HORWITH	NDYX320343
12/15/08	01/22/09	005122688	65228	59,380	52,160	7,220	12.2%	COPR	HORWITH	NDYX320343
12/15/08	01/22/09	005122689	65229	7,600	49,860	(42,260)	-556.1%	COPR	HORWITH	JTLX265
12/15/08	01/22/09	005122690	65230	67,740	52,400	15,340	22.6%	COPR	HORWITH	JTLX265
12/15/08	01/22/09	005122691	65231	67,820	51,900	15,920	23.5%	COPR	HORWITH	JTLX265
12/15/08	01/22/09	005122692	65232	67,860	50,740	17,120	25.2%	COPR	HORWITH	JTLX265
12/15/08	01/22/09	005122693	65233	58,360	51,300	7,060	12.1%	COPR	HORWITH	CHUX239
12/15/08	01/22/09	005122694	65234	75,740	51,940	23,800	31.4%	COPR	HORWITH	CHUX239
12/15/08	01/22/09	005122695	65235	34,000	49,840	(15,840)	-46.6%	COPR	HORWITH	CHUX239
12/15/08	01/22/09	005122696	65236	34,020	50,560	(16,540)	-48.6%	COPR	HORWITH	CHUX239
12/15/08	01/22/09	005122697	65237	9,080	51,580	(42,500)	-468.1%	COPR	HORWITH	JTLX240
12/15/08	01/22/09	005122698	65238	55,580	52,460	3,120	5.6%	COPR	HORWITH	JTLX240
12/15/08	01/22/09	005122699	65239	74,800	51,800	23,000	30.7%	COPR	HORWITH	JTLX240
12/15/08	01/22/09	005122700	65240	55,540	50,660	4,880	8.8%	COPR	HORWITH	CITX300118
12/15/08	01/22/09	005122701	65241	68,440	51,940	16,500	24.1%	COPR	HORWITH	JTLX240
12/15/08	01/22/09	005122702	65242	75,280	52,120	23,160	30.8%	COPR	HORWITH	CITX300118
12/15/08	01/22/09	005122703	65243	10,600	49,840	(39,240)	-370.2%	COPR	HORWITH	CITX300118
12/15/08	01/22/09	005122704	65244	65,060	51,520	13,540	20.8%	COPR	HORWITH	CITX300118
12/15/08	01/22/09	005122705	65245	67,600	50,800	16,800	24.9%	COPR	HORWITH	CHUX271
12/15/08	01/22/09	005122706	65246	67,180	49,940	17,240	25.7%	COPR	HORWITH	CHUX271
12/15/08	01/22/09	005122707	65247	33,900	51,220	(17,320)	-51.1%	COPR	HORWITH	CHUX271
12/15/08	01/22/09	005122708	65248	33,900	50,380	(16,480)	-48.6%	COPR	HORWITH	CHUX271
12/16/08	01/22/09	005122709	65249	75,660	49,920	25,740	34.0%	COPR	HORWITH	CHUX241
12/16/08	01/22/09	005122710	65250	66,560	49,400	17,160	25.8%	COPR	HORWITH	CHUX241
12/16/08	01/22/09	005122711	65251	17,800	50,600	(32,800)	-184.3%	COPR	HORWITH	CHUX241
12/16/08	01/22/09	005122712	65252	75,920	50,980	24,940	32.9%	COPR	HORWITH	JTLX30147

HONEYWELL SA-7 USE HAZARDOUS WASTE TRACKING (2006)										
Date Shipped	Date of Return Manifest	State Manifest	Man. Doc #	Facilty Manifest Weight (lbs)	Estimated Weight (lbs)	Manifest - Estimate (lbs)	Manifest - Estimate (%)	Material	Transporter	RAILCAR #
12/16/08	01/22/09	005122713	65253	22,300	50,820	(28,520)	-127.9%	COPR	HORWITH	JTLX30147
12/16/08	01/22/09	005122714	65254	67,820	51,720	16,100	23.7%	COPR	HORWITH	JTLX30147
12/16/08	01/22/09	005122715	65255	39,380	52,280	(12,900)	-32.8%	COPR	HORWITH	JTLX30147
12/16/08	01/22/09	005122716	65256	37,920	51,500	(13,580)	-35.8%	COPR	HORWITH	CHUX153
12/16/08	01/22/09	005122717	65257	67,220	50,460	16,760	24.9%	COPR	HORWITH	CHUX153
12/16/08	01/22/09	005122718	65258	75,560	50,440	25,120	33.2%	COPR	HORWITH	CHUX153
12/16/08	01/22/09	005122719	65259	24,060	51,720	(27,660)	-115.0%	COPR	HORWITH	CHUX153
12/16/08	01/22/09	005122720	65260	34,560	50,580	(16,020)	-46.4%	COPR	HORWITH	CITX300117
12/16/08	01/22/09	005122721	65261	55,400	50,820	4,580	8.3%	COPR	HORWITH	CITX300117
12/16/08	01/22/09	005122722	65262	74,780	51,060	23,720	31.7%	COPR	HORWITH	CITX300117
12/16/08	01/22/09	005122723	65263	37,940	50,360	(12,420)	-32.7%	COPR	HORWITH	CITX300117
12/16/08	01/22/09	005122724	65264	36,120	52,380	(16,260)	-45.0%	COPR	HORWITH	JTLX30109
12/16/08	01/22/09	005122725	65265	66,400	51,900	14,500	21.8%	COPR	HORWITH	JTLX30109
12/16/08	01/22/09	005122726	65266	58,580	50,200	8,380	14.3%	COPR	HORWITH	JTLX30109
12/16/08	01/22/09	005122727	65267	40,560	49,740	(9,180)	-22.6%	COPR	HORWITH	JTLX30109
12/16/08	01/22/09	005122728	65268	52,560	48,500	4,060	7.7%	COPR	HORWITH	CITX300100
12/16/08	01/22/09	005122729	65269	64,660	48,200	16,460	25.5%	COPR	HORWITH	CITX300100
12/16/08	01/22/09	005122730	65270	66,260	50,420	15,840	23.9%	COPR	HORWITH	CITX300100
12/16/08	01/22/09	005122731	65271	9,360	48,020	(38,660)	-413.0%	COPR	HORWITH	CITX300100
12/16/08	01/22/09	005122732	65272	47,960	48,100	(140)	-0.3%	COPR	HORWITH	CEFX35852
12/16/08	01/22/09	005122733	65273	65,520	49,040	16,480	25.2%	COPR	HORWITH	CEFX35852
12/16/08	01/22/09	005122734	65274	66,820	51,780	15,040	22.5%	COPR	HORWITH	CITX300033
12/16/08	01/22/09	005122735	65275	66,240	49,980	16,260	24.5%	COPR	HORWITH	CITX300033
12/16/08	01/22/09	005122736	65276	63,960	49,280	14,680	23.0%	COPR	HORWITH	CITX300033
12/16/08	01/22/09	005122737	65277	33,220	50,320	(17,100)	-51.5%	COPR	HORWITH	CHUX212
12/16/08	01/22/09	005122738	65278	13,980	48,480	(34,500)	-246.8%	COPR	HORWITH	CITX300033
12/16/08	01/22/09	005122739	65279	67,740	51,160	16,580	24.5%	COPR	HORWITH	CHUX212
12/16/08	01/22/09	005122740	65280	35,940	51,980	(16,040)	-44.6%	COPR	HORWITH	CHUX212
12/16/08	01/22/09	005122741	65281	54,020	52,060	1,960	3.6%	COPR	HORWITH	CHUX212
12/16/08	01/22/09	005122742	65282	66,640	51,420	15,220	22.8%	COPR	HORWITH	CEFX35852
12/16/08	01/22/09	005122743	65283	17,900	50,660	(32,760)	-183.0%	COPR	HORWITH	CEFX35852
12/16/08	01/22/09	005122744	65284	54,100	50,780	3,320	6.1%	COPR	HORWITH	CHUX256
12/16/08	01/22/09	005122745	65285	66,260	51,280	14,980	22.6%	COPR	HORWITH	CHUX256
12/16/08	01/22/09	005122746	65286	61,080	51,680	9,400	15.4%	COPR	HORWITH	CHUX256
12/16/08	01/22/09	005122747	65287	19,600	51,580	(31,980)	-163.2%	COPR	HORWITH	CHUX256
12/16/08	01/22/09	005122751	65288	66,660	51,380	15,280	22.9%	COPR	HORWITH	CITX300168
12/16/08	01/22/09	005122752	65289	65,780	52,280	13,500	20.5%	COPR	HORWITH	CITX300168
12/16/08	01/22/09	005122753	65290	32,800	52,120	(19,320)	-58.9%	COPR	HORWITH	CITX300168
12/16/08	01/22/09	005122754	65291	32,800	50,660	(17,860)	-54.5%	COPR	HORWITH	CITX300168
12/16/08	01/22/09	005122755	65292	51,100	50,960	140	0.3%	COPR	HORWITH	CEFX35831
12/16/08	01/22/09	005122756	65293	75,140	52,460	22,680	30.2%	COPR	HORWITH	CEFX35831
12/16/08	01/22/09	005122757	65294	67,240	52,240	15,000	22.3%	COPR	HORWITH	CEFX35831
12/16/08	01/22/09	005122758	65295	12,680	52,440	(39,760)	-313.6%	COPR	HORWITH	CEFX35831
12/16/08	01/22/09	005122759	65296	75,820	52,160	23,660	31.2%	COPR	HORWITH	CHUX149
12/16/08	01/22/09	005122760	65297	67,860	51,200	16,660	24.6%	COPR	HORWITH	CHUX149
12/16/08	01/22/09	005122761	65298	31,420	50,720	(19,300)	-61.4%	COPR	HORWITH	CHUX149
12/17/08	01/15/09	005122762	65299	36,500	50,920	(14,420)	-39.5%	COPR	HORWITH	CITX300158
12/17/08	01/15/09	005122763	65300	67,980	51,560	16,420	24.2%	COPR	HORWITH	CITX300158
12/17/08	01/15/09	005122764	65301	66,960	51,860	15,100	22.6%	COPR	HORWITH	CITX300158
12/17/08	01/15/09	005122765	65302	28,620	51,140	(22,520)	-78.7%	COPR	HORWITH	CITX300105
12/17/08	01/15/09	005122766	65303	29,380	50,200	(20,820)	-70.9%	COPR	HORWITH	CITX300158
12/17/08	01/15/09	005122767	65304	75,700	50,000	25,700	33.9%	COPR	HORWITH	CITX300105
12/17/08	01/15/09	005122768	65305	68,680	52,200	16,480	24.0%	COPR	HORWITH	CITX300105
12/17/08	01/15/09	005122769	65306	32,380	51,560	(19,180)	-59.2%	COPR	HORWITH	CITX300105
12/17/08	01/22/09	005122770	65307	65,180	50,320	14,860	22.8%	COPR	HORWITH	CHUX130
12/17/08	01/22/09	005122771	65308	74,720	52,000	22,720	30.4%	COPR	HORWITH	CHUX130
12/17/08	01/22/09	005122772	65309	34,060	51,300	(17,240)	-50.6%	COPR	HORWITH	CHUX130
12/17/08	01/22/09	005122773	65310	75,440	52,040	23,400	31.0%	COPR	HORWITH	JTLX30136
12/17/08	01/22/09	005122774	65311	34,080	51,240	(17,160)	-50.4%	COPR	HORWITH	CHUX130
12/17/08	01/22/09	005122775	65312	66,200	51,680	14,520	21.9%	COPR	HORWITH	JTLX30136
12/17/08	01/22/09	005122776	65313	33,440	50,880	(17,440)	-52.2%	COPR	HORWITH	JTLX30136
12/17/08	01/22/09	005122777	65314	33,440	51,260	(17,820)	-53.3%	COPR	HORWITH	JTLX30136
12/17/08	01/22/09	005122778	65315	54,560	51,920	2,640	4.8%	COPR	HORWITH	DJLX98524
12/17/08	01/22/09	005122779	65316	75,440	50,760	24,680	32.7%	COPR	HORWITH	DJLX98524
12/17/08	01/22/09	005122780	65317	33,080	50,120	(17,040)	-51.5%	COPR	HORWITH	DJLX98524
12/17/08	01/22/09	005122781	65318	33,100	50,300	(17,200)	-52.0%	COPR	HORWITH	DJLX98524
12/17/08	01/22/09	005122782	65319	74,920	50,320	24,600	32.8%	COPR	HORWITH	CHUX132
12/17/08	01/22/09	005122783	65320	65,980	49,140	16,840	25.5%	COPR	HORWITH	CHUX132
12/17/08	01/22/09	005122784	65321	26,060	49,000	(22,940)	-88.0%	COPR	HORWITH	CHUX132
12/17/08	01/22/09	005122785	65322	26,040	50,520	(24,480)	-94.0%	COPR	HORWITH	CHUX132
12/17/08	01/22/09	005122786	65323	7,980	50,460	(42,480)	-532.3%	COPR	HORWITH	DJLX98542
12/17/08	01/22/09	005122787	65324	74,960	50,380	24,580	32.8%	COPR	HORWITH	JTLX30100
12/17/08	01/22/09	005122788	65325	74,860	50,100	24,760	33.1%	COPR	HORWITH	JTLX30100
12/17/08	01/22/09	005122789	65326	25,820	50,560	(24,740)	-95.8%	COPR	HORWITH	JTLX30100

Honeywell

HONEYWELL SA-7 USE HAZARDOUS WASTE TRACKING (2006)										
Date Shipped	Date of Return Manifest	State Manifest	Man. Doc #	Facilty Manifest Weight (lbs)	Estimated Weight (lbs)	Manifest - Estimate (lbs)	Manifest - Estimate (%)	Material	Transporter	RAILCAR #
12/17/08	01/22/09	005122790	65327	25,840	50,580	(24,740)	-95.7%	COPR	HORWITH	JTLX30100
12/17/08	01/22/09	005122791	65328	66,280	51,680	14,600	22.0%	COPR	HORWITH	DJLX98542
12/17/08	01/22/09	005122792	65329	73,780	50,600	23,180	31.4%	COPR	HORWITH	CEFX35838
12/17/08	01/22/09	005122793	65330	63,940	51,960	11,980	18.7%	COPR	HORWITH	DJLX98542
12/17/08	01/22/09	005122794	65331	65,840	51,940	13,900	21.1%	COPR	HORWITH	DJLX98542
12/17/08	01/22/09	005122795	65332	67,500	49,580	17,920	26.5%	COPR	HORWITH	CEFX35838
12/17/08	01/22/09	005122796	65333	29,280	51,760	(22,480)	-76.8%	COPR	HORWITH	CEFX35838
12/17/08	01/22/09	005122797	65334	29,260	51,820	(22,560)	-77.1%	COPR	HORWITH	CEFX35838
12/17/08	01/22/09	005122798	65335	35,360	52,460	(17,100)	-48.4%	COPR	HORWITH	CITX300110
12/17/08	01/22/09	005122799	65336	67,580	51,980	15,600	23.1%	COPR	HORWITH	CITX300110
12/17/08	01/22/09	005122800	65337	75,640	52,320	23,320	30.8%	COPR	HORWITH	CITX300110
12/17/08	01/22/09	005122801	65338	23,420	49,720	(26,300)	-112.3%	COPR	HORWITH	JTLX30140
12/17/08	01/22/09	005122802	65339	24,480	49,940	(25,460)	-104.0%	COPR	HORWITH	CITX300110
12/17/08	01/22/09	005122803	65340	66,060	49,940	16,120	24.4%	COPR	HORWITH	JTLX30140
12/17/08	01/22/09	005122804	65341	65,440	50,220	15,220	23.3%	COPR	HORWITH	JTLX30140
12/17/08	01/22/09	005122805	65342	39,880	50,240	(10,360)	-26.0%	COPR	HORWITH	JTLX30140
12/17/08	01/22/09	005122806	65343	12,880	49,140	(36,260)	-281.5%	COPR	HORWITH	CHUX180
12/17/08	01/22/09	005122807	65344	67,400	51,660	15,740	23.4%	COPR	HORWITH	CHUX180
12/17/08	01/22/09	005122808	65345	66,860	51,760	15,100	22.6%	COPR	HORWITH	CHUX180
12/17/08	01/22/09	005122809	65346	31,420	52,280	(20,860)	-66.4%	COPR	HORWITH	CHUX149
12/17/08	01/22/09	005122810	65347	52,140	52,220	(80)	-0.2%	COPR	HORWITH	CHUX180
12/17/08	01/22/09	005122811	65348	35,760	50,160	(14,400)	-40.3%	COPR	HORWITH	CHUX197
12/18/08	01/22/09	005122812	65349	47,660	51,200	(3,540)	-7.4%	COPR	HORWITH	JTLX141
12/18/08	01/22/09	005122813	65350	65,380	51,600	13,780	21.1%	COPR	HORWITH	JTLX141
12/18/08	01/22/09	005122814	65351	13,640	51,440	(37,800)	-277.1%	COPR	HORWITH	JTLX141
12/18/08	01/22/09	005122815	65352	75,460	49,440	26,020	34.5%	COPR	HORWITH	JTLX141
12/18/08	01/22/09	005122816	65353	41,660	51,140	(9,480)	-22.8%	COPR	HORWITH	CEFX35798
12/18/08	01/22/09	005122817	65354	75,500	51,300	24,200	32.1%	COPR	HORWITH	CEFX35798
12/18/08	01/22/09	005122818	65355	67,320	52,120	15,200	22.6%	COPR	HORWITH	CEFX35798
12/18/08	01/22/09	005122819	65356	18,540	51,860	(33,320)	-179.7%	COPR	HORWITH	CEFX35798
12/18/08	01/22/09	005122820	65357	66,420	52,280	14,140	21.3%	COPR	HORWITH	CHUX162
12/18/08	01/22/09	005122821	65358	76,120	50,000	26,120	34.3%	COPR	HORWITH	CHUX162
12/18/08	01/22/09	005122822	65359	32,060	50,940	(18,880)	-58.9%	COPR	HORWITH	CHUX162
12/18/08	01/22/09	005122823	65360	32,060	51,100	(19,040)	-59.4%	COPR	HORWITH	CHUX162
12/18/08	01/22/09	005122824	65361	75,760	51,580	24,180	31.9%	COPR	HORWITH	CHUX309
12/18/08	01/22/09	005122825	65362	36,200	49,400	(13,200)	-36.5%	COPR	HORWITH	CHUX309
12/18/08	01/22/09	005122826	65363	20,560	50,340	(29,780)	-144.8%	COPR	HORWITH	CHUX309
12/18/08	01/22/09	005122827	65364	21,040	50,920	(29,880)	-142.0%	COPR	HORWITH	CHUX305
12/18/08	01/22/09	005122828	65365	67,140	51,500	15,640	23.3%	COPR	HORWITH	CHUX309
12/18/08	01/22/09	005122829	65366	66,780	48,640	18,140	27.2%	COPR	HORWITH	CHUX305
12/18/08	01/22/09	005122830	65367	75,380	48,020	27,360	36.3%	COPR	HORWITH	CHUX305
12/18/08	01/22/09	005122831	65368	32,100	48,400	(16,300)	-50.8%	COPR	HORWITH	CHUX305
12/18/08	01/22/09	005122832	65369	16,800	48,440	(31,640)	-188.3%	COPR	HORWITH	CHUX304
12/18/08	01/22/09	005122833	65370	67,720	48,120	19,600	28.9%	COPR	HORWITH	CHUX304
12/18/08	01/22/09	005122834	65371	44,680	49,380	(4,700)	-10.5%	COPR	HORWITH	CHUX304
12/18/08	01/22/09	005122835	65372	65,120	49,720	15,400	23.6%	COPR	HORWITH	CHUX304
12/18/08	01/22/09	005122836	65373	23,140	50,240	(27,100)	-117.1%	COPR	HORWITH	JTLX30168
12/18/08	01/22/09	005122837	65374	76,280	51,480	24,800	32.5%	COPR	HORWITH	CHUX259
12/18/08	01/22/09	005122838	65375	75,920	51,740	24,180	31.8%	COPR	HORWITH	CHUX259
12/18/08	01/22/09	005122839	65376	25,180	51,820	(26,640)	-105.8%	COPR	HORWITH	CHUX259
12/18/08	01/22/09	005122840	65377	25,180	50,300	(25,120)	-99.8%	COPR	HORWITH	CHUX259
12/18/08	01/22/09	005122841	65378	63,820	51,440	12,380	19.4%	COPR	HORWITH	JTLX30122
12/18/08	01/22/09	005122842	65379	55,560	51,600	3,960	7.1%	COPR	HORWITH	JTLX30122
12/18/08	01/22/09	005122843	65380	68,480	50,220	18,260	26.7%	COPR	HORWITH	JTLX30122
12/18/08	01/22/09	005122844	65381	10,800	50,000	(39,200)	-363.0%	COPR	HORWITH	JTLX30122
12/18/08	01/22/09	005122845	65382	75,740	50,020	25,720	34.0%	COPR	HORWITH	JTLX30168
12/18/08	01/22/09	005122846	65383	67,020	49,440	17,580	26.2%	COPR	HORWITH	JTLX30168
12/18/08	01/22/09	005122847	65384	31,720	50,200	(18,480)	-58.3%	COPR	HORWITH	JTLX30168
12/18/08	01/22/09	005122848	65385	68,380	49,160	19,220	28.1%	COPR	HORWITH	JTLX80
12/18/08	01/22/09	005122849	65386	75,920	51,200	24,720	32.6%	COPR	HORWITH	JTLX80
12/18/08	01/22/09	005122850	65387	25,760	50,300	(24,540)	-95.3%	COPR	HORWITH	JTLX80
12/18/08	01/22/09	005122851	65388	25,760	50,300	(24,540)	-95.3%	COPR	HORWITH	JTLX80
12/18/08	01/22/09	005122852	65389	36,880	49,540	(12,660)	-34.3%	COPR	HORWITH	CITX300127
12/18/08	01/22/09	005122853	65390	68,200	51,680	16,520	24.2%	COPR	HORWITH	CITX300127
12/18/08	01/22/09	005122854	65391	75,020	49,740	25,280	33.7%	COPR	HORWITH	CITX300127
12/18/08	01/22/09	005122855	65392	22,340	49,880	(27,540)	-123.3%	COPR	HORWITH	CITX300127
12/18/08	01/22/09	005122856	65393	65,000	49,580	15,420	23.7%	COPR	HORWITH	CHUX197
12/18/08	01/22/09	005122857	65394	64,260	50,740	13,520	21.0%	COPR	HORWITH	CHUX197
12/18/08	01/22/09	005122858	65395	30,160	49,680	(19,520)	-64.7%	COPR	HORWITH	CHUX197
12/18/08	01/15/09	005122859	65396	65,540	50,160	15,380	23.5%	COPR	HORWITH	JTLX271
12/18/08	01/15/09	005122860	65397	76,220	50,760	25,460	33.4%	COPR	HORWITH	JTLX271
12/18/08	01/15/09	005122861	65398	31,900	48,780	(16,880)	-52.9%	COPR	HORWITH	JTLX271
12/19/08	01/15/09	005122862	65399	31,900	50,000	(18,100)	-56.7%	COPR	HORWITH	JTLX271
12/19/08	01/15/09	005122863	65400	67,940	49,800	18,140	26.7%	COPR	HORWITH	CITX300154

Honeywell

HONEYWELL SA-7 USE HAZARDOUS WASTE TRACKING (2006)										
Date Shipped	Date of Return Manifest	State Manifest	Man. Doc #	Facilty Manifest Weight (lbs)	Estimated Weight (lbs)	Manifest - Estimate (lbs)	Manifest - Estimate (%)	Material	Transporter	RAILCAR #
12/19/08	01/15/09	005122864	65401	67,120	51,600	15,520	23.1%	COPR	HORWITH	CITX300154
12/19/08	01/15/09	005122865	65402	33,200	50,420	(17,220)	-51.9%	COPR	HORWITH	CITX300154
12/19/08	01/15/09	005122866	65403	33,180	50,300	(17,120)	-51.6%	COPR	HORWITH	CITX300154
12/19/08	01/15/09	005122867	65404	14,500	49,980	(35,480)	-244.7%	COPR	HORWITH	CITX300137
12/19/08	01/15/09	005122868	65405	76,160	50,200	25,960	34.1%	COPR	HORWITH	CITX300137
12/19/08	01/15/09	005122869	65406	75,720	51,000	24,720	32.6%	COPR	HORWITH	CITX300137
12/19/08	01/15/09	005122870	65407	36,660	51,840	(15,180)	-41.4%	COPR	HORWITH	CITX300137
12/19/08	01/15/09	005122871	65408	16,740	52,320	(35,580)	-212.5%	COPR	HORWITH	JTLX30163
12/19/08	01/15/09	005122872	65409	67,220	50,760	16,460	24.5%	COPR	HORWITH	JTLX30163
12/19/08	01/15/09	005122873	65410	66,260	49,520	16,740	25.3%	COPR	HORWITH	JTLX30163
12/19/08	01/15/09	005122874	65411	51,400	50,500	900	1.8%	COPR	HORWITH	JTLX30163
12/19/08	01/15/09	005122875	65412	12,140	50,880	(38,740)	-319.1%	COPR	HORWITH	CHUX322
12/19/08	01/15/09	005122876	65413	64,020	51,980	12,040	18.8%	COPR	HORWITH	CHUX322
12/19/08	01/15/09	005122877	65414	67,880	52,040	15,840	23.3%	COPR	HORWITH	CHUX322
12/19/08	01/15/09	005122878	65415	57,680	50,980	6,700	11.6%	COPR	HORWITH	CEFX35851
12/19/08	01/15/09	005122879	65416	59,320	49,120	10,200	17.2%	COPR	HORWITH	CHUX322
12/19/08	01/15/09	005122880	65417	64,720	49,820	14,900	23.0%	COPR	HORWITH	CEFX35851
12/19/08	01/15/09	005122881	65418	38,080	50,200	(12,120)	-31.8%	COPR	HORWITH	CEFX35851
12/19/08	01/15/09	005122882	65419	38,060	51,260	(13,200)	-34.7%	COPR	HORWITH	CEFX35851
12/19/08	01/15/09	005122883	65420	35,900	48,700	(12,800)	-35.7%	COPR	HORWITH	DJLX98504
12/19/08	01/15/09	005122884	65421	75,880	49,480	26,400	34.8%	COPR	HORWITH	DJLX98504
12/19/08	01/15/09	005122885	65422	66,180	49,540	16,640	25.1%	COPR	HORWITH	DJLX98504
12/19/08	01/15/09	005122886	65423	18,220	49,980	(31,760)	-174.3%	COPR	HORWITH	DJLX98504
12/22/08	01/22/09	005122887	65424	73,880	48,300	25,580	34.6%	COPR	HORWITH	CEFX35849
12/22/08	01/22/09	005122888	65425	14,120	48,960	(34,840)	-246.7%	COPR	HORWITH	CEFX35849
12/22/08	01/22/09	005122889	65426	74,960	48,260	26,700	35.6%	COPR	HORWITH	CEFX35849
12/22/08	01/22/09	005122890	65427	34,880	51,560	(16,680)	-47.8%	COPR	HORWITH	CEFX35849
12/22/08	01/22/09	005122891	65428	9,840	51,560	(41,720)	-424.0%	COPR	HORWITH	CITX300160
12/22/08	01/22/09	005122892	65429	65,740	51,640	14,100	21.4%	COPR	HORWITH	CITX300160
12/22/08	01/22/09	005122893	65430	66,000	48,300	17,700	26.8%	COPR	HORWITH	CITX300160
12/22/08	01/22/09	005122894	65431	60,200	49,920	10,280	17.1%	COPR	HORWITH	CITX300160
12/22/08	01/30/09	005122895	65432	22,320	49,580	(27,260)	-122.1%	COPR	HORWITH	JTLX30144
12/22/08	01/30/09	005122896	65433	77,200	49,280	27,920	36.2%	COPR	HORWITH	JTLX30144
12/22/08	01/30/09	005122897	65434	68,580	49,340	19,240	28.1%	COPR	HORWITH	JTLX30144
12/22/08	01/30/09	005122898	65435	29,460	51,240	(21,780)	-73.9%	COPR	HORWITH	JTLX30144
12/22/08	01/30/09	005122899	65436	11,360	51,660	(40,300)	-354.8%	COPR	HORWITH	CHUX328
12/22/08	01/30/09	005122900	65437	67,380	50,840	16,540	24.5%	COPR	HORWITH	CHUX328
12/22/08	01/30/09	005122901	65438	67,320	48,940	18,380	27.3%	COPR	HORWITH	CHUX328
12/22/08	01/30/09	005122902	65439	54,660	51,920	2,740	5.0%	COPR	HORWITH	CHUX328
12/22/08	01/30/09	005122903	65440	76,500	50,180	26,320	34.4%	COPR	HORWITH	CHUX283
12/22/08	01/30/09	005122904	65441	67,940	51,380	16,560	24.4%	COPR	HORWITH	CHUX283
12/22/08	01/30/09	005122905	65442	27,720	51,100	(23,380)	-84.3%	COPR	HORWITH	CHUX283
12/22/08	01/30/09	005122906	65443	55,180	51,600	3,580	6.5%	COPR	HORWITH	CEFX35801
12/22/08	01/30/09	005122907	65444	27,740	51,160	(23,420)	-84.4%	COPR	HORWITH	CHUX283
12/22/08	01/30/09	005122908	65445	10,060	49,780	(39,720)	-394.8%	COPR	HORWITH	CEFX35801
12/22/08	01/30/09	005122909	65446	67,920	51,120	16,800	24.7%	COPR	HORWITH	CEFX35801
12/22/08	01/30/09	005122910	65447	37,500	50,220	(12,720)	-33.9%	COPR	HORWITH	CEFX35805
12/22/08	01/30/09	005122911	65448	67,880	50,600	17,280	25.5%	COPR	HORWITH	CEFX35805
12/22/08	01/30/09	005122912	65449	66,360	49,920	16,440	24.8%	COPR	HORWITH	CEFX35801
12/22/08	01/30/09	005122913	65450	66,600	51,860	14,740	22.1%	COPR	HORWITH	CEFX35805
12/22/08	01/30/09	005122914	65451	21,460	51,540	(30,080)	-140.2%	COPR	HORWITH	CEFX35805
12/22/08	01/30/09	005122915	65452	46,720	51,480	(4,760)	-10.2%	COPR	HORWITH	JTLX30134
12/22/08	01/30/09	005122916	65453	68,640	50,300	18,340	26.7%	COPR	HORWITH	JTLX30134
12/22/08	01/30/09	005122917	65454	66,580	51,220	15,360	23.1%	COPR	HORWITH	JTLX30134
12/22/08	01/30/09	005122918	65455	59,880	51,660	8,220	13.7%	COPR	HORWITH	CHUX203
12/22/08	01/30/09	005122919	65456	16,140	50,660	(34,520)	-213.9%	COPR	HORWITH	JTLX30134
12/22/08	01/30/09	005122920	65457	75,640	50,940	24,700	32.7%	COPR	HORWITH	CHUX203
12/23/08	01/15/09	005122921	65458	38,080	49,400	(11,320)	-29.7%	COPR	HORWITH	JTLX263
12/23/08	01/15/09	005122922	65459	66,500	51,560	14,940	22.5%	COPR	HORWITH	JTLX263
12/23/08	01/15/09	005122923	65460	65,960	51,620	14,340	21.7%	COPR	HORWITH	JTLX263
12/23/08	01/15/09	005122924	65461	38,220	51,420	(13,200)	-34.5%	COPR	HORWITH	JTLX263
12/23/08	01/15/09	005122925	65462	27,640	51,200	(23,560)	-85.2%	COPR	HORWITH	CHUX128
12/23/08	01/15/09	005122926	65463	67,760	49,740	18,020	26.6%	COPR	HORWITH	CHUX128
12/23/08	01/15/09	005122927	65464	76,180	50,280	25,900	34.0%	COPR	HORWITH	CHUX128
12/23/08	01/15/09	005122928	65465	28,720	50,240	(21,520)	-74.9%	COPR	HORWITH	CHUX128
12/23/08	01/15/09	005122929	65466	30,600	48,680	(18,080)	-59.1%	COPR	HORWITH	CHUX251
12/23/08	01/15/09	005122930	65467	67,420	48,520	18,900	28.0%	COPR	HORWITH	CHUX251
12/23/08	01/15/09	005122931	65468	28,640	49,260	(20,620)	-72.0%	COPR	HORWITH	CHUX251
12/23/08	01/15/09	005122932	65469	75,500	50,880	24,620	32.6%	COPR	HORWITH	CHUX222
12/23/08	01/15/09	005122933	65470	75,800	50,780	25,020	33.0%	COPR	HORWITH	CHUX222
12/23/08	01/15/09	005122934	65471	22,960	49,920	(26,960)	-117.4%	COPR	HORWITH	CHUX222
12/23/08	01/15/09	005122935	65472	67,160	51,200	15,960	23.8%	COPR	HORWITH	CHUX251
12/23/08	01/15/09	005122936	65473	22,960	49,060	(26,100)	-113.7%	COPR	HORWITH	CHUX222
12/23/08	01/15/09	005122937	65474	8,140	50,900	(42,760)	-525.3%	COPR	HORWITH	JTLX30124

Honeywell

HONEYWELL SA-7 USE HAZARDOUS WASTE TRACKING (2006)										
Date Shipped	Date of Return Manifest	State Manifest	Man. Doc #	Facilty Manifest Weight (lbs)	Estimated Weight (lbs)	Manifest - Estimate (lbs)	Manifest - Estimate (%)	Material	Transporter	RAILCAR #
12/23/08	01/15/09	005122938	65475	75,980	51,860	24,120	31.7%	COPR	HORWITH	JTLX30124
12/23/08	01/15/09	005122939	65476	77,220	51,300	25,920	33.6%	COPR	HORWITH	JTLX30124
12/23/08	01/15/09	005122940	65477	40,180	50,000	(9,820)	-24.4%	COPR	HORWITH	JTLX30124
12/23/08	01/15/09	005122941	65478	66,080	51,300	14,780	22.4%	COPR	HORWITH	CEFX35806
12/23/08	01/15/09	005122942	65479	50,780	48,640	2,140	4.2%	COPR	HORWITH	CEFX35806
12/23/08	01/15/09	005122943	65480	76,460	49,280	27,180	35.5%	COPR	HORWITH	CEFX35806
12/23/08	01/15/09	005122944	65481	6,960	51,100	(44,140)	-634.2%	COPR	HORWITH	CEFX35806
12/23/08	01/15/09	005122945	65482	47,200	52,080	(4,880)	-10.3%	COPR	HORWITH	NDYX320465
12/23/08	01/15/09	005122946	65483	68,760	48,720	20,040	29.1%	COPR	HORWITH	NDYX320465
12/23/08	01/15/09	005122947	65484	67,220	50,960	16,260	24.2%	COPR	HORWITH	NDYX320465
12/23/08	01/15/09	005122948	65485	15,180	50,400	(35,220)	-232.0%	COPR	HORWITH	NDYX320465
12/23/08	01/15/09	005122949	65486	76,660	50,580	26,080	34.0%	COPR	HORWITH	JTLX30119
12/23/08	01/15/09	005122950	65487	38,200	50,940	(12,740)	-33.4%	COPR	HORWITH	JTLX30119
12/23/08	01/15/09	005122951	65488	68,040	51,320	16,720	24.6%	COPR	HORWITH	JTLX30119
12/23/08	01/15/09	005122952	65489	20,220	51,140	(30,920)	-152.9%	COPR	HORWITH	JTLX30119
12/23/08	01/30/09	005122953	65490	31,100	49,640	(18,540)	-59.6%	COPR	HORWITH	CHUX203
12/23/08	01/30/09	005122954	65491	31,100	50,840	(19,740)	-63.5%	COPR	HORWITH	CHUX203
12/23/08	01/30/09	005122955	65492	19,800	50,640	(30,840)	-155.8%	COPR	HORWITH	JTLX30108
12/23/08	01/15/09	005122956	65493	67,560	48,120	19,440	28.8%	COPR	HORWITH	JTLX194
12/23/08	01/15/09	005122957	65494	67,360	48,740	18,620	27.6%	COPR	HORWITH	JTLX194
12/23/08	01/15/09	005122958	65495	33,280	48,080	(14,800)	-44.5%	COPR	HORWITH	JTLX194
12/23/08	01/15/09	005122959	65496	33,280	50,440	(17,160)	-51.6%	COPR	HORWITH	JTLX194
12/23/08	01/15/09	005122960	65497	38,600	50,460	(11,860)	-30.7%	COPR	HORWITH	JTLX30159
12/23/08	01/15/09	005122961	65498	75,800	48,120	27,680	36.5%	COPR	HORWITH	JTLX30159
12/23/08	01/15/09	005122962	65499	37,820	49,840	(12,020)	-31.8%	COPR	HORWITH	JTLX30159
12/23/08	01/15/09	005122963	65500	37,840	49,020	(11,180)	-29.5%	COPR	HORWITH	JTLX30159
12/23/08	01/15/09	005122964	65501	70,360	50,060	20,300	28.9%	COPR	HORWITH	CHUX114
12/23/08	01/15/09	005122965	65502	67,900	50,240	17,660	26.0%	COPR	HORWITH	CHUX114
12/23/08	01/15/09	005122966	65503	29,820	51,020	(21,200)	-71.1%	COPR	HORWITH	CHUX114
12/23/08	01/15/09	005122967	65504	29,840	50,800	(20,960)	-70.2%	COPR	HORWITH	CHUX114
12/23/08	01/30/09	005122968	65505	27,920	49,840	(21,920)	-78.5%	COPR	HORWITH	CITX300134
12/23/08	01/30/09	005122969	65506	67,920	50,120	17,800	26.2%	COPR	HORWITH	CITX300134
12/23/08	01/30/09	005122970	65507	46,800	51,960	(5,160)	-11.0%	COPR	HORWITH	CITX300134
12/23/08	01/30/09	005122971	65508	56,340	49,780	6,560	11.6%	COPR	HORWITH	CITX300134
12/23/08	01/30/09	005122972	65509	35,640	50,540	(14,900)	-41.8%	COPR	HORWITH	CHUX261
12/23/08	01/30/09	005122973	65510	67,440	49,220	18,220	27.0%	COPR	HORWITH	CHUX261
12/23/08	01/30/09	005122974	65511	64,140	49,600	14,540	22.7%	COPR	HORWITH	CHUX261
12/23/08	01/30/09	005122975	65512	13,780	50,400	(36,620)	-265.7%	COPR	HORWITH	CHUX261
12/23/08	01/30/09	005122976	65513	76,800	50,540	26,260	34.2%	COPR	HORWITH	JTLX30108
12/23/08	01/30/09	005122977	65514	31,600	49,480	(17,880)	-56.6%	COPR	HORWITH	JTLX30108
12/23/08	01/30/09	005122978	65515	67,420	50,380	17,040	25.3%	COPR	HORWITH	JTLX30108
12/23/08	01/30/09	005122979	65516	60,740	50,360	10,380	17.1%	COPR	HORWITH	CITX300149
12/23/08	01/30/09	005122980	65517	75,360	50,480	24,880	33.0%	COPR	HORWITH	CITX300149
12/23/08	01/30/09	005122981	65518	33,500	50,800	(17,300)	-51.6%	COPR	HORWITH	CITX300149
12/23/08	01/30/09	005122982	65519	33,500	50,760	(17,260)	-51.5%	COPR	HORWITH	CITX300149
12/23/08	01/30/09	005122983	65520	66,280	49,220	17,060	25.7%	COPR	HORWITH	CHUX148
12/23/08	01/30/09	005122984	65521	32,180	50,280	(18,100)	-56.2%	COPR	HORWITH	CHUX148
12/23/08	01/30/09	005122985	65522	67,720	51,600	16,120	23.8%	COPR	HORWITH	CHUX148
12/23/08	01/15/09	005122986	65523	64,060	50,800	13,260	20.7%	COPR	HORWITH	JTLX185
12/23/08	01/15/09	005122987	65524	33,180	48,940	(15,760)	-47.5%	COPR	HORWITH	JTLX185
12/23/08	01/15/09	005122988	65525	33,200	48,160	(14,960)	-45.1%	COPR	HORWITH	JTLX185
12/23/08	01/30/09	005122989	65526	32,180	50,560	(18,380)	-57.1%	COPR	HORWITH	CHUX148
12/23/08	01/15/09	005122990	65527	65,580	51,040	14,540	22.2%	COPR	HORWITH	JTLX185
12/24/08	01/30/09	005122991	65528	75,420	49,520	25,900	34.3%	COPR	HORWITH	NDYX320459
12/24/08	01/30/09	005122992	65529	51,860	49,160	2,700	5.2%	COPR	HORWITH	NDYX320459
12/24/08	01/30/09	005122993	65530	67,640	48,600	19,040	28.1%	COPR	HORWITH	NDYX320459
12/24/08	01/30/09	005122994	65531	14,240	49,340	(35,100)	-246.5%	COPR	HORWITH	NDYX320459
12/24/08	01/15/09	005122995	65532	26,300	49,940	(23,640)	-89.9%	COPR	HORWITH	CHUX247
12/24/08	01/15/09	005122996	65533	64,120	49,240	14,880	23.2%	COPR	HORWITH	CHUX247
12/24/08	01/15/09	005122997	65534	28,680	49,880	(21,200)	-73.9%	COPR	HORWITH	CHUX247
12/24/08	01/30/09	005122998	65535	43,520	49,440	(5,920)	-13.6%	COPR	HORWITH	CHUX126
12/24/08	01/15/09	005122999	65536	75,500	49,940	25,560	33.9%	COPR	HORWITH	CHUX247
12/24/08	01/30/09	005123000	65537	75,240	48,660	26,580	35.3%	COPR	HORWITH	CHUX126
12/24/08	01/30/09	005123001	65538	67,520	51,020	16,500	24.4%	COPR	HORWITH	CHUX126
12/24/08	01/30/09	005123002	65539	9,360	49,880	(40,520)	-432.9%	COPR	HORWITH	CHUX126
12/24/08	01/30/09	005123003	65540	67,100	50,440	16,660	24.8%	COPR	HORWITH	CEFX35237
12/24/08	01/30/09	005123004	65541	27,900	51,520	(23,620)	-84.7%	COPR	HORWITH	CEFX35237
12/24/08	01/30/09	005123005	65542	75,640	51,000	24,640	32.6%	COPR	HORWITH	CEFX35237
12/24/08	01/30/09	005123006	65543	27,180	51,980	(24,800)	-91.2%	COPR	HORWITH	JTLX30113
12/24/08	01/30/09	005123007	65544	67,260	50,700	16,560	24.6%	COPR	HORWITH	JTLX30113
12/24/08	01/30/09	005123008	65545	31,500	51,080	(19,580)	-62.2%	COPR	HORWITH	CEFX35237
12/24/08	01/30/09	005123009	65546	67,820	51,060	16,760	24.7%	COPR	HORWITH	JTLX30113
12/24/08	01/30/09	005123010	65547	38,540	49,460	(10,920)	-28.3%	COPR	HORWITH	JTLX30113
12/24/08	01/30/09	005123011	65548	66,900	48,400	18,500	27.7%	COPR	HORWITH	CITX300140

Honeywell

HONEYWELL SA-7 USE HAZARDOUS WASTE TRACKING (2006)										
Date Shipped	Date of Return Manifest	State Manifest	Man. Doc #	Facilty Manifest Weight (lbs)	Estimated Weight (lbs)	Manifest - Estimate (lbs)	Manifest - Estimate (%)	Material	Transporter	RAILCAR #
12/24/08	01/30/09	005123012	65549	30,340	51,080	(20,740)	-68.4%	COPR	HORWITH	JTLX30137
12/24/08	01/15/09	005123013	65550	27,840	52,200	(24,360)	-87.5%	COPR	HORWITH	JTLX156
12/24/08	01/15/09	005123014	65551	66,740	49,160	17,580	26.3%	COPR	HORWITH	JTLX156
12/24/08	01/30/09	005123015	65552	11,360	52,120	(40,760)	-358.8%	COPR	HORWITH	CITX300140
12/24/08	01/30/09	005123016	65553	75,780	51,560	24,220	32.0%	COPR	HORWITH	CITX300140
12/24/08	01/30/09	005123017	65554	48,300	52,040	(3,740)	-7.7%	COPR	HORWITH	CITX300140
12/24/08	01/15/09	005123018	65555	67,580	51,460	16,120	23.9%	COPR	HORWITH	JTLX156
12/24/08	01/15/09	005123019	65556	75,700	49,640	26,060	34.4%	COPR	HORWITH	CHUX113
12/24/08	01/15/09	005123020	65557	39,440	50,100	(10,660)	-27.0%	COPR	HORWITH	JTLX156
12/24/08	01/15/09	005123022	65558	40,060	49,980	(9,920)	-24.8%	COPR	HORWITH	CHUX113
12/24/08	01/15/09	005123023	65559	75,500	51,980	23,520	31.2%	COPR	HORWITH	CHUX113
12/24/08	01/30/09	005123024	65560	66,480	50,460	16,020	24.1%	COPR	HORWITH	JTLX30137
12/24/08	01/15/09	005123021	65561	9,060	50,240	(41,180)	-454.5%	COPR	HORWITH	CHUX113
12/29/08	01/30/09	005123025	65562	47,400	51,040	(3,640)	-7.7%	COPR	HORWITH	JTLX30139
12/29/08	01/30/09	005123026	65563	34,000	50,140	(16,140)	-47.5%	COPR	HORWITH	JTLX30139
12/29/08	01/30/09	005123027	65564	23,480	51,660	(28,180)	-120.0%	COPR	HORWITH	CITX300113
12/29/08	01/30/09	005123028	65565	66,860	50,840	16,020	24.0%	COPR	HORWITH	JTLX30139
12/29/08	01/30/09	005123031	65566	35,600	51,680	(16,080)	-45.2%	COPR	HORWITH	CITX300113
12/29/08	01/30/09	005123034	65567	56,820	50,460	6,360	11.2%	COPR	HORWITH	JTLX30139
12/29/08	01/30/09	005123035	65568	75,360	51,960	23,400	31.1%	COPR	HORWITH	CITX300113
12/29/08	01/30/09	005123036	65569	68,080	49,620	18,460	27.1%	COPR	HORWITH	CITX300113
12/29/08	01/30/09	005123037	65570	24,840	49,940	(25,100)	-101.0%	COPR	HORWITH	CEFX35244
12/29/08	01/30/09	005123038	65571	76,740	51,920	24,820	32.3%	COPR	HORWITH	CEFX35244
12/29/08	01/30/09	005123039	65572	64,740	52,180	12,560	19.4%	COPR	HORWITH	CEFX35244
12/29/08	01/30/09	005123040	65573	37,440	52,200	(14,760)	-39.4%	COPR	HORWITH	CEFX35244
12/29/08	01/30/09	005123041	65574	13,480	51,740	(38,260)	-283.8%	COPR	HORWITH	CHUX254
12/29/08	01/30/09	005123042	65575	76,500	50,600	25,900	33.9%	COPR	HORWITH	CHUX254
12/29/08	01/30/09	005123043	65576	66,840	50,500	16,340	24.4%	COPR	HORWITH	CHUX254
12/29/08	01/30/09	005123044	65577	42,300	50,660	(8,360)	-19.8%	COPR	HORWITH	CHUX254
12/29/08	01/30/09	005123045	65578	75,540	51,980	23,560	31.2%	COPR	HORWITH	CHUX182
12/29/08	01/30/09	005123046	65579	30,280	51,760	(21,480)	-70.9%	COPR	HORWITH	CHUX182
12/29/08	01/30/09	005123047	65580	75,480	50,540	24,940	33.0%	COPR	HORWITH	CHUX182
12/29/08	01/30/09	005123048	65581	53,820	51,080	2,740	5.1%	COPR	HORWITH	CITX300136
12/29/08	01/30/09	005123049	65582	66,780	50,040	16,740	25.1%	COPR	HORWITH	CITX300136
12/29/08	01/30/09	005123050	65583	17,360	51,080	(33,720)	-194.2%	COPR	HORWITH	CHUX182
12/29/08	01/30/09	005123053	65584	67,840	51,620	16,220	23.9%	COPR	HORWITH	CITX300136
12/29/08	01/30/09	005123054	65585	15,920	49,540	(33,620)	-211.2%	COPR	HORWITH	CITX300136
12/29/08	01/30/09	005123055	65586	58,120	52,440	5,680	9.8%	COPR	HORWITH	CITX300136
12/29/08	01/30/09	005123056	65587	68,180	51,760	16,420	24.1%	COPR	HORWITH	CITX300136
12/29/08	01/30/09	005123057	65588	8,500	52,180	(43,680)	-513.9%	COPR	HORWITH	CHUX326
12/29/08	01/30/09	005123058	65589	66,220	52,140	14,080	21.3%	COPR	HORWITH	CITX300136
12/29/08	01/30/09	005123059	65590	12,620	51,560	(38,940)	-308.6%	COPR	HORWITH	CITX300136
12/29/08	01/30/09	005123062	65591	14,380	51,560	(37,180)	-258.6%	COPR	HORWITH	CEFX35816
12/29/08	01/30/09	005123063	65592	67,840	51,720	16,120	23.8%	COPR	HORWITH	CEFX35816
12/29/08	01/30/09	005123064	65593	53,920	51,780	2,140	4.0%	COPR	HORWITH	CEFX35816
12/29/08	01/30/09	005123065	65594	66,680	51,460	15,220	22.8%	COPR	HORWITH	CEFX35816
12/29/08	01/30/09	005123066	65595	76,480	50,860	25,620	33.5%	COPR	HORWITH	JTLX30106
12/29/08	01/30/09	005123067	65596	30,680	52,260	(21,580)	-70.3%	COPR	HORWITH	JTLX30106
12/29/08	01/30/09	005123068	65597	66,780	52,440	14,340	21.5%	COPR	HORWITH	JTLX30106
12/29/08	01/30/09	005123069	65598	77,220	52,080	25,140	32.6%	COPR	HORWITH	CHUX134
12/29/08	01/30/09	005123070	65599	30,660	52,500	(21,840)	-71.2%	COPR	HORWITH	JTLX30106
12/29/08	01/30/09	005123071	65600	52,280	50,880	1,400	2.7%	COPR	HORWITH	CHUX326
12/29/08	01/30/09	005123072	65601	66,820	50,760	16,060	24.0%	COPR	HORWITH	JTLX30137
12/29/08	01/30/09	005123073	65602	37,020	51,460	(14,440)	-39.0%	COPR	HORWITH	JTLX30137
12/29/08	01/30/09	005123074	65603	29,380	51,160	(21,780)	-74.1%	COPR	HORWITH	CHUX225
12/29/08	01/30/09	005123075	65604	67,520	52,360	15,160	22.5%	COPR	HORWITH	CHUX326
12/29/08	01/30/09	005123076	65605	75,520	51,080	24,440	32.4%	COPR	HORWITH	CHUX326
12/29/08	01/30/09	005123077	65606	65,400	52,340	13,060	20.0%	COPR	HORWITH	CHUX318
12/29/08	01/30/09	005123078	65607	33,560	51,640	(18,080)	-53.9%	COPR	HORWITH	CHUX318
12/29/08	01/30/09	005123079	65608	66,880	51,000	15,880	23.7%	COPR	HORWITH	CHUX318
12/29/08	01/30/09	005123080	65609	33,560	51,260	(17,700)	-52.7%	COPR	HORWITH	CHUX318
12/29/08	01/30/09	005123081	65610	34,840	50,720	(15,880)	-45.6%	COPR	HORWITH	CHUX134
12/29/08	01/30/09	005123082	65611	68,680	51,060	17,620	25.7%	COPR	HORWITH	CHUX134
12/29/08	01/30/09	005123083	65612	21,680	51,920	(30,240)	-139.5%	COPR	HORWITH	CHUX134
12/29/08	01/30/09	005123084	65613	67,260	51,000	16,260	24.2%	COPR	HORWITH	CHUX323
12/29/08	01/30/09	005123085	65614	67,660	52,340	15,320	22.6%	COPR	HORWITH	CHUX323
12/29/08	01/30/09	005123086	65615	32,460	52,240	(19,780)	-60.9%	COPR	HORWITH	CHUX323
12/29/08	01/30/09	005123087	65616	32,460	50,260	(17,800)	-54.8%	COPR	HORWITH	CHUX323
12/29/08	01/30/09	005123088	65617	28,080	51,380	(23,300)	-83.0%	COPR	HORWITH	DJLX98515
12/29/08	01/30/09	005123089	65618	76,880	51,980	24,900	32.4%	COPR	HORWITH	DJLX98515
12/29/08	01/30/09	005123090	65619	67,240	51,260	15,980	23.8%	COPR	HORWITH	DJLX98515
12/29/08	01/30/09	005123091	65620	28,080	51,000	(22,920)	-81.6%	COPR	HORWITH	DJLX98515
12/29/08	01/30/09	005123092	65621	76,100	52,400	23,700	31.1%	COPR	HORWITH	CEFX35843
12/29/08	01/30/09	005123093	65622	46,060	51,020	(4,960)	-10.8%	COPR	HORWITH	CEFX35843

Honeywell

HONEYWELL SA-7 USE HAZARDOUS WASTE TRACKING (2006)										
Date Shipped	Date of Return Manifest	State Manifest	Man. Doc #	Facilty Manifest Weight (lbs)	Estimated Weight (lbs)	Manifest - Estimate (lbs)	Manifest - Estimate (%)	Material	Transporter	RAILCAR #
12/29/08	01/30/09	005123094	65623	38,420	50,920	(12,500)	-32.5%	COPR	HORWITH	CEFX35843
12/29/08	01/30/09	005123095	65624	38,440	52,360	(13,920)	-36.2%	COPR	HORWITH	CEFX35843
12/30/08	01/30/09	005123096	65625	38,680	52,440	(13,760)	-35.6%	COPR	HORWITH	CHUX299
12/30/08	01/30/09	005123097	65626	65,900	51,460	14,440	21.9%	COPR	HORWITH	CHUX299
12/30/08	01/30/09	005123098	65627	67,420	48,500	18,920	28.1%	COPR	HORWITH	CHUX299
12/30/08	01/30/09	005123099	65628	30,380	49,440	(19,060)	-62.7%	COPR	HORWITH	CHUX299
12/30/08	01/30/09	005123100	65629	41,320	50,900	(9,580)	-23.2%	COPR	HORWITH	CITX300016
12/30/08	01/30/09	005123101	65630	67,700	50,920	16,780	24.8%	COPR	HORWITH	CITX300016
12/30/08	01/30/09	005123102	65631	66,680	49,480	17,200	25.8%	COPR	HORWITH	CITX300016
12/30/08	01/30/09	005123103	65632	25,780	51,560	(25,780)	-100.0%	COPR	HORWITH	CITX300016
12/30/08	01/30/09	005123104	65633	19,480	51,740	(32,260)	-165.6%	COPR	HORWITH	DJLX98509
12/30/08	01/30/09	005123105	65634	76,080	52,200	23,880	31.4%	COPR	HORWITH	DJLX98509
12/30/08	01/30/09	005123107	65635	75,680	52,220	23,460	31.0%	COPR	HORWITH	NDYX320445
12/30/08	01/30/09	005123108	65636	75,700	52,080	23,620	31.2%	COPR	HORWITH	DJLX98509
12/30/08	01/30/09	005123109	65637	33,800	52,180	(18,380)	-54.4%	COPR	HORWITH	DJLX98509
12/30/08	01/30/09	005123110	65638	75,840	50,840	25,000	33.0%	COPR	HORWITH	NDYX320445
12/30/08	01/30/09	005123111	65639	26,880	51,160	(24,280)	-90.3%	COPR	HORWITH	NDYX320445
12/30/08	01/30/09	005123112	65640	26,880	52,220	(25,340)	-94.3%	COPR	HORWITH	NDYX320445
12/30/08	01/30/09	005123113	65641	66,040	51,080	14,960	22.7%	COPR	HORWITH	CITX300163
12/30/08	01/30/09	005123114	65642	67,480	51,280	16,200	24.0%	COPR	HORWITH	CITX300163
12/30/08	01/30/09	005123115	65643	38,380	52,140	(13,760)	-35.9%	COPR	HORWITH	CITX300163
12/30/08	01/30/09	005123116	65644	67,160	50,900	16,260	24.2%	COPR	HORWITH	CITX300022
12/30/08	01/30/09	005123117	65645	75,680	50,760	24,920	32.9%	COPR	HORWITH	CITX300022
12/30/08	01/30/09	005123118	65646	30,380	50,800	(20,420)	-67.2%	COPR	HORWITH	CITX300022
12/30/08	01/30/09	005123119	65647	30,360	50,800	(20,440)	-67.3%	COPR	HORWITH	CITX300022
12/30/08	01/30/09	005123120	65648	38,400	51,500	(13,100)	-34.1%	COPR	HORWITH	CITX300163
12/30/08	01/30/09	005123121	65649	30,620	50,860	(20,240)	-66.1%	COPR	HORWITH	JTLX30114
12/30/08	01/30/09	005123122	65650	77,440	51,780	25,660	33.1%	COPR	HORWITH	JTLX30114
12/30/08	01/30/09	005123123	65651	66,980	50,840	16,140	24.1%	COPR	HORWITH	JTLX30114
12/30/08	01/30/09	005123124	65652	29,340	51,880	(22,540)	-76.8%	COPR	HORWITH	JTLX30114
12/30/08	01/30/09	005123125	65653	74,380	51,480	22,900	30.8%	COPR	HORWITH	CEFX35236
12/30/08	01/30/09	005123126	65654	37,320	50,220	(12,900)	-34.6%	COPR	HORWITH	CEFX35236
12/30/08	01/30/09	005123127	65655	68,380	51,120	17,260	25.2%	COPR	HORWITH	CEFX35236
12/30/08	01/30/09	005123128	65656	21,380	51,780	(30,400)	-142.2%	COPR	HORWITH	CEFX35236
12/30/08	01/30/09	005123129	65657	68,300	51,300	17,000	24.9%	COPR	HORWITH	CITX300021
12/30/08	01/30/09	005123130	65658	64,720	50,220	14,500	22.4%	COPR	HORWITH	CITX300021
12/30/08	01/30/09	005123131	65659	20,780	51,280	(30,500)	-146.8%	COPR	HORWITH	CITX300021
12/30/08	01/30/09	005123132	65660	21,940	49,000	(27,060)	-123.3%	COPR	HORWITH	CHUX258
12/30/08	01/30/09	005123133	65661	64,060	51,000	13,060	20.4%	COPR	HORWITH	CHUX258
12/30/08	01/30/09	005123134	65662	65,980	50,160	15,820	24.0%	COPR	HORWITH	CHUX258
12/30/08	01/30/09	005123135	65663	47,700	49,720	(2,020)	-4.2%	COPR	HORWITH	CHUX258
12/30/08	01/30/09	005123136	65664	15,180	51,940	(36,760)	-242.2%	COPR	HORWITH	CEFX35800
12/30/08	01/30/09	005123137	65665	75,380	49,500	25,880	34.3%	COPR	HORWITH	CEFX35800
12/30/08	01/30/09	005123138	65666	67,660	50,180	17,480	25.8%	COPR	HORWITH	CEFX35800
12/30/08	01/30/09	005123139	65667	44,560	52,340	(7,780)	-17.5%	COPR	HORWITH	CEFX35800
12/30/08	01/30/09	005123140	65668	68,020	50,660	17,360	25.5%	COPR	HORWITH	CHUX119
12/30/08	01/30/09	005123141	65669	66,720	49,300	17,420	26.1%	COPR	HORWITH	CHUX119
12/30/08	01/30/09	005123142	65670	32,380	50,840	(18,460)	-57.0%	COPR	HORWITH	CHUX119
12/30/08	01/30/09	005123143	65671	32,380	52,500	(20,120)	-62.1%	COPR	HORWITH	CHUX119
12/30/08	01/30/09	005123144	65672	75,980	51,420	24,560	32.3%	COPR	HORWITH	CHUX310
12/30/08	01/30/09	005123145	65673	45,580	52,620	(7,040)	-15.4%	COPR	HORWITH	CHUX310
12/30/08	01/30/09	005123146	65674	37,740	49,720	(11,980)	-31.7%	COPR	HORWITH	CHUX310
12/30/08	01/30/09	005123147	65675	37,760	48,800	(11,040)	-29.2%	COPR	HORWITH	CHUX310
12/30/08	01/30/09	005123148	65676	29,460	51,080	(21,620)	-73.4%	COPR	HORWITH	JTLX234
12/30/08	01/30/09	005123149	65677	68,180	48,940	19,240	28.2%	COPR	HORWITH	JTLX234
12/30/08	01/30/09	005123150	65678	66,680	51,060	15,620	23.4%	COPR	HORWITH	JTLX234
12/30/08	01/30/09	005123151	65679	39,720	49,500	(9,780)	-24.6%	COPR	HORWITH	JTLX234
12/30/08	01/30/09	005123152	65680	58,000	52,000	6,000	10.3%	COPR	HORWITH	CITX300152
12/30/08	01/30/09	005123153	65681	66,580	50,680	15,900	23.9%	COPR	HORWITH	CITX300152
12/30/08	01/30/09	005123154	65682	38,340	51,760	(13,420)	-35.0%	COPR	HORWITH	CITX300152
12/30/08	01/30/09	005123155	65683	38,360	50,460	(12,100)	-31.5%	COPR	HORWITH	CITX300152
12/30/08	01/30/09	005123156	65684	60,100	51,220	8,880	14.8%	COPR	HORWITH	CITX300123
12/30/08	01/30/09	005123157	65685	68,020	51,140	16,880	24.8%	COPR	HORWITH	CITX300123
12/30/08	01/30/09	005123158	65686	8,660	51,240	(42,580)	-491.7%	COPR	HORWITH	CITX300123
12/30/08	01/30/09	005123159	65687	64,680	49,800	14,880	23.0%	COPR	HORWITH	CITX300123
12/30/08	01/30/09	005123160	65688	55,000	50,000	5,000	9.1%	COPR	HORWITH	CHUX111
12/30/08	01/30/09	005123161	65689	66,680	52,260	14,420	21.6%	COPR	HORWITH	CHUX111
12/30/08	01/30/09	005123162	65690	76,960	52,240	24,720	32.1%	COPR	HORWITH	CHUX111
12/30/08	01/30/09	005123163	65691	7,420	51,660	(44,240)	-596.2%	COPR	HORWITH	CHUX111
12/30/08	01/30/09	005123164	65692	39,040	48,980	(9,940)	-25.5%	COPR	HORWITH	CITX300021
12/30/08	01/30/09	005123165	65693	76,940	50,660	26,280	34.2%	COPR	HORWITH	CHUX331
12/31/08	01/30/09	005123166	65694	67,120	51,080	16,040	23.9%	COPR	HORWITH	CHUX331
12/31/08	01/30/09	005123167	65695	33,800	49,260	(15,460)	-45.7%	COPR	HORWITH	CHUX331
12/31/08	01/30/09	005123168	65696	33,800	50,860	(17,060)	-50.5%	COPR	HORWITH	CHUX331

HONEYWELL SA-7 USE HAZARDOUS WASTE TRACKING (2006)										
Date Shipped	Date of Return Manifest	State Manifest	Man. Doc #	Facilty Manifest Weight (lbs)	Estimated Weight (lbs)	Manifest - Estimate (lbs)	Manifest - Estimate (%)	Material	Transporter	RAILCAR #
12/31/08	01/30/09	005123169	65697	58,340	50,880	7,460	12.8%	COPR	HORWITH	JTLX267
12/31/08	01/30/09	005123170	65698	67,980	51,000	16,980	25.0%	COPR	HORWITH	JTLX267
12/31/08	01/30/09	005123171	65699	66,860	50,280	16,580	24.8%	COPR	HORWITH	JTLX267
12/31/08	01/30/09	005123172	65700	8,600	51,520	(42,920)	-499.1%	COPR	HORWITH	JTLX267
12/31/08	01/30/09	005123173	65701	38,340	51,640	(13,300)	-34.7%	COPR	HORWITH	JTLX30110
12/31/08	01/30/09	005123174	65702	75,380	52,100	23,280	30.9%	COPR	HORWITH	JTLX30110
12/31/08	01/30/09	005123175	65703	75,900	50,220	25,680	33.8%	COPR	HORWITH	JTLX30110
12/31/08	01/30/09	005123176	65704	17,420	51,620	(34,200)	-196.3%	COPR	HORWITH	JTLX30110
12/31/08	01/30/09	005123177	65705	37,620	50,800	(13,180)	-35.0%	COPR	HORWITH	CHUX196
12/31/08	01/30/09	005123178	65706	67,060	50,160	16,900	25.2%	COPR	HORWITH	CHUX196
12/31/08	01/30/09	005123179	65707	66,220	48,860	17,360	26.2%	COPR	HORWITH	CHUX196
12/31/08	01/30/09	005123180	65708	28,940	50,300	(21,360)	-73.8%	COPR	HORWITH	CHUX196
12/31/08	01/30/09	005123181	65709	21,060	50,080	(29,020)	-137.8%	COPR	HORWITH	CHUX208
12/31/08	01/30/09	005123182	65710	76,420	50,540	25,880	33.9%	COPR	HORWITH	CHUX208
12/31/08	01/30/09	005123183	65711	75,540	52,040	23,500	31.1%	COPR	HORWITH	CHUX208
12/31/08	01/30/09	005123184	65712	30,780	52,000	(21,220)	-68.9%	COPR	HORWITH	CHUX208
12/31/08	01/30/09	005123185	65713	75,940	51,540	24,400	32.1%	COPR	HORWITH	DJLX98519
12/31/08	01/30/09	005123186	65714	66,940	52,040	14,900	22.3%	COPR	HORWITH	DJLX98519
12/31/08	01/30/09	005123187	65715	29,420	49,060	(19,640)	-66.8%	COPR	HORWITH	DJLX98519
12/31/08	01/30/09	005123188	65716	29,400	51,040	(21,640)	-73.6%	COPR	HORWITH	DJLX98519
12/31/08	01/30/09	005123189	65717	67,100	50,000	17,100	25.5%	COPR	HORWITH	JTLX30154
12/31/08	01/30/09	005123190	65718	37,800	50,020	(12,220)	-32.3%	COPR	HORWITH	JTLX30154
12/31/08	01/30/09	005123191	65719	75,900	50,420	25,480	33.6%	COPR	HORWITH	JTLX30154
12/31/08	01/30/09	005123192	65720	37,300	49,020	(11,720)	-31.4%	COPR	HORWITH	JTLX30115
12/31/08	01/30/09	005123193	65721	18,040	48,500	(30,460)	-168.8%	COPR	HORWITH	JTLX30154
12/31/08	01/30/09	005123194	65722	66,400	49,120	17,280	26.0%	COPR	HORWITH	JTLX30115
12/31/08	01/30/09	005123195	65723	66,780	49,440	17,340	26.0%	COPR	HORWITH	JTLX30115
12/31/08	01/30/09	005123196	65724	67,120	49,560	17,560	26.2%	COPR	HORWITH	CITX300165
12/31/08	01/30/09	005123197	65725	26,280	49,800	(23,520)	-89.5%	COPR	HORWITH	JTLX30115
12/31/08	01/30/09	005123198	65726	75,760	49,720	26,040	34.4%	COPR	HORWITH	CITX300165
12/31/08	01/30/09	005123199	65727	28,640	50,020	(21,380)	-74.7%	COPR	HORWITH	CITX300165
12/31/08	01/30/09	005123200	65728	28,660	49,160	(20,500)	-71.5%	COPR	HORWITH	CITX300165
12/31/08	01/30/09	005123201	65729	16,600	49,900	(33,300)	-200.6%	COPR	HORWITH	CITX300135
12/31/08	01/30/09	005123202	65730	75,140	48,480	26,660	35.5%	COPR	HORWITH	CITX300135
12/31/08	01/30/09	005123203	65731	75,780	50,580	25,200	33.3%	COPR	HORWITH	CITX300135
12/31/08	01/30/09	005123204	65732	30,500	49,620	(19,120)	-62.7%	COPR	HORWITH	CITX300135
12/31/08	01/30/09	005123205	65733	66,620	50,260	16,360	24.6%	COPR	HORWITH	CHUX324
12/31/08	01/30/09	005123206	65734	66,620	50,100	16,520	24.8%	COPR	HORWITH	CHUX324
12/31/08	01/30/09	005123207	65735	32,220	51,200	(18,980)	-58.9%	COPR	HORWITH	CHUX324
12/31/08	01/30/09	005123208	65736	57,120	50,480	6,640	11.6%	COPR	HORWITH	CHUX200
12/31/08	01/30/09	005123209	65737	75,820	50,960	24,860	32.8%	COPR	HORWITH	CHUX200
12/31/08	01/30/09	005123210	65738	32,200	50,120	(17,920)	-55.7%	COPR	HORWITH	CHUX324
12/31/08	01/30/09	005123211	65739	33,880	49,620	(15,740)	-46.5%	COPR	HORWITH	CHUX200
12/31/08	01/30/09	005123212	65740	33,880	48,780	(14,900)	-44.0%	COPR	HORWITH	CHUX200
12/31/08	01/30/09	005123213	65741	57,500	49,420	8,080	14.1%	COPR	HORWITH	CHUX292
12/31/08	01/30/09	005123214	65742	67,400	50,540	16,860	25.0%	COPR	HORWITH	CHUX292
12/31/08	01/30/09	005123215	65743	37,980	51,240	(13,260)	-34.9%	COPR	HORWITH	CHUX292

09/24/82	SITE TONS (Month)	DEC SUB-TOTAL:	60,308,820	60,437,340	(128,520)	-0.21%
10/24/90	TONS (Site)	CUMULATIVE TOTAL:	790,195,753	796,827,860	(6,632,107)	-0.84%
09/25/81	TONS (Facility)	CUMULATIVE TOTAL:	790,195,753	796,827,860	(6,632,107)	-0.84%

Honeywell

HONEYWELL SA-7 USE HAZARDOUS WASTE TRACKING (2006)										
Date Shipped	Date of Return Manifest	State Manifest	Man. Doc #	Facilty Manifest Weight (lbs)	Estimated Weight (lbs)	Manifest - Estimate (lbs)	Manifest - Estimate (%)	Material	Transporter	RAILCAR #
01/02/09	01/30/09	005123216	70000	21,080	49,540	(28,460)	-135.0%	COPR	HORWITH	CEFX35239
01/02/09	01/30/09	005123217	70001	75,760	49,940	25,820	34.1%	COPR	HORWITH	CEFX35239
01/02/09	01/30/09	005123218	70002	76,140	50,600	25,540	33.5%	COPR	HORWITH	CEFX35239
01/02/09	01/30/09	005123219	70003	27,840	51,780	(23,940)	-86.0%	COPR	HORWITH	CEFX35239
01/02/09	01/30/09	005123220	70004	25,340	51,000	(25,660)	-101.3%	COPR	HORWITH	CHUX139
01/02/09	01/30/09	005123221	70005	66,820	50,240	16,580	24.8%	COPR	HORWITH	CHUX139
01/02/09	01/30/09	005123222	70006	64,640	52,240	12,400	19.2%	COPR	HORWITH	CHUX139
01/02/09	01/30/09	005123223	70007	46,940	50,820	(3,880)	-8.3%	COPR	HORWITH	CHUX139
01/02/09	01/30/09	005123224	70008	18,100	49,640	(31,540)	-174.3%	COPR	HORWITH	CHUX133
01/02/09	01/30/09	005123225	70009	76,220	52,140	24,080	31.6%	COPR	HORWITH	CHUX133
01/02/09	01/30/09	005123226	70010	68,080	52,180	15,900	23.4%	COPR	HORWITH	CHUX133
01/02/09	01/30/09	005123227	70011	41,360	50,560	(9,200)	-22.2%	COPR	HORWITH	CHUX133
01/02/09	01/30/09	005123228	70012	38,180	49,020	(10,840)	-28.4%	COPR	HORWITH	JTLX192
01/02/09	01/30/09	005123229	70013	30,560	49,200	(18,640)	-61.0%	COPR	HORWITH	CHUX277
01/02/09	01/30/09	005123230	70014	67,260	51,520	15,740	23.4%	COPR	HORWITH	JTLX192
01/02/09	01/30/09	005123231	70015	76,780	51,800	24,980	32.5%	COPR	HORWITH	JTLX192
01/02/09	01/30/09	005123232	70016	16,940	50,520	(33,580)	-198.2%	COPR	HORWITH	JTLX192
01/02/09	01/30/09	005123233	70017	76,840	49,940	26,900	35.0%	COPR	HORWITH	CHUX277
01/02/09	01/30/09	005123234	70018	61,300	50,320	10,980	17.9%	COPR	HORWITH	CHUX277
01/02/09	01/30/09	005123235	70019	30,560	50,600	(20,040)	-65.6%	COPR	HORWITH	CHUX277
01/02/09	01/30/09	005123236	70020	27,380	51,820	(24,440)	-89.3%	COPR	HORWITH	CHUX308
01/02/09	01/30/09	005123237	70021	67,020	48,600	18,420	27.5%	COPR	HORWITH	CHUX308
01/02/09	01/30/09	005123238	70022	29,860	48,940	(19,080)	-63.9%	COPR	HORWITH	CHUX308
01/02/09	01/30/09	005123239	70023	76,400	50,420	25,980	34.0%	COPR	HORWITH	CHUX308
01/02/09	01/30/09	005123240	70024	35,980	52,300	(16,320)	-45.4%	COPR	HORWITH	CHUX243
01/02/09	01/30/09	005123241	70025	66,160	52,360	13,800	20.9%	COPR	HORWITH	CHUX243
01/02/09	01/30/09	005123242	70026	68,360	51,740	16,620	24.3%	COPR	HORWITH	CHUX243
01/02/09	01/30/09	005123243	70027	37,820	51,040	(13,220)	-35.0%	COPR	HORWITH	CHUX243
01/02/09	01/30/09	005123244	70028	15,280	49,420	(34,140)	-223.4%	COPR	HORWITH	JTLX30149
01/02/09	01/30/09	005123245	70029	76,140	49,180	26,960	35.4%	COPR	HORWITH	JTLX30149
01/02/09	01/30/09	005123246	70030	31,920	49,680	(17,760)	-55.6%	COPR	HORWITH	JTLX30149
01/02/09	01/30/09	005123247	70031	66,400	48,320	18,080	27.2%	COPR	HORWITH	JTLX30149
01/02/09	01/30/09	005123248	70032	14,200	51,340	(37,140)	-261.5%	COPR	HORWITH	JTLX268
01/02/09	01/30/09	005123249	70033	65,860	49,560	16,300	24.7%	COPR	HORWITH	JTLX268
01/02/09	01/30/09	005123250	70034	66,940	50,400	16,540	24.7%	COPR	HORWITH	JTLX268
01/02/09	01/30/09	005123251	70035	54,120	50,880	3,240	6.0%	COPR	HORWITH	JTLX268
01/02/09	01/30/09	005123252	70036	75,700	50,640	25,060	33.1%	COPR	HORWITH	CHUX194
01/02/09	01/30/09	005123253	70037	67,780	51,860	15,920	23.5%	COPR	HORWITH	CHUX194
01/02/09	01/30/09	005123254	70038	26,460	50,460	(24,000)	-90.7%	COPR	HORWITH	CHUX194
01/02/09	01/30/09	005123255	70039	26,460	52,460	(26,000)	-98.3%	COPR	HORWITH	CHUX194
01/02/09	01/30/09	005123256	70040	57,520	49,720	7,800	13.6%	COPR	HORWITH	CHUX142
01/02/09	01/30/09	005123257	70041	75,600	52,220	23,380	30.9%	COPR	HORWITH	CHUX142
01/02/09	01/30/09	005123258	70042	37,560	51,060	(13,500)	-35.9%	COPR	HORWITH	CHUX142
01/02/09	01/30/09	005123259	70043	38,000	50,340	(12,340)	-32.5%	COPR	HORWITH	CHUX292
01/02/09	01/30/09	005123260	70044	37,560	51,040	(13,480)	-35.9%	COPR	HORWITH	CHUX142
01/02/09	01/30/09	005123261	70045	51,140	50,360	780	1.5%	COPR	HORWITH	CHUX152
01/02/09	01/30/09	005123262	70046	66,340	49,460	16,880	25.4%	COPR	HORWITH	CHUX152
01/02/09	01/30/09	005123263	70047	38,120	48,960	(10,840)	-28.4%	COPR	HORWITH	CHUX152
01/02/09	01/30/09	005123264	70048	38,120	49,580	(11,460)	-30.1%	COPR	HORWITH	CHUX152
01/02/09	01/30/09	005123265	70049	46,440	51,260	(4,820)	-10.4%	COPR	HORWITH	CITX300146
01/02/09	01/30/09	005123266	70050	76,460	52,120	24,340	31.8%	COPR	HORWITH	CITX300146
01/02/09	01/30/09	005123267	70051	15,320	51,460	(36,140)	-235.9%	COPR	HORWITH	CITX300146
01/02/09	01/30/09	005123268	70052	66,800	51,840	14,960	22.4%	COPR	HORWITH	CITX300146
01/02/09	01/30/09	005123269	70053	30,440	52,200	(21,760)	-71.5%	COPR	HORWITH	NDYX320427
01/02/09	01/30/09	005123270	70054	76,420	50,100	26,320	34.4%	COPR	HORWITH	NDYX320427
01/02/09	01/30/09	005123271	70055	45,680	50,140	(4,460)	-9.8%	COPR	HORWITH	CHUX172
01/02/09	01/30/09	005123272	70056	66,820	51,180	15,640	23.4%	COPR	HORWITH	NDYX320427
01/02/09	01/30/09	005123273	70057	24,500	51,280	(26,780)	-109.3%	COPR	HORWITH	CHUX172
01/02/09	01/30/09	005123274	70058	64,540	52,240	12,300	19.1%	COPR	HORWITH	CHUX172
01/02/09	01/30/09	005123275	70059	29,680	50,880	(21,200)	-71.4%	COPR	HORWITH	NDYX320427
01/02/09	01/30/09	005123276	70060	22,180	50,140	(27,960)	-126.1%	COPR	HORWITH	CHUX280
01/02/09	01/30/09	005123277	70061	67,060	50,300	16,760	25.0%	COPR	HORWITH	CHUX280
01/02/09	01/30/09	005123278	70062	66,620	48,720	17,900	26.9%	COPR	HORWITH	CHUX172
01/02/09	01/30/09	005123279	70063	66,720	51,400	15,320	23.0%	COPR	HORWITH	JTLX50
01/02/09	01/30/09	005123280	70064	66,580	51,140	15,440	23.2%	COPR	HORWITH	CHUX280
01/02/09	01/30/09	005123281	70065	43,580	50,980	(7,400)	-17.0%	COPR	HORWITH	CHUX280
01/02/09	01/30/09	005123282	70066	76,080	50,900	25,180	33.1%	COPR	HORWITH	JTLX50
01/02/09	01/30/09	005123283	70067	27,140	50,340	(23,200)	-85.5%	COPR	HORWITH	JTLX50
01/02/09	01/30/09	005123284	70068	59,460	49,720	9,740	16.4%	COPR	HORWITH	CHUX215
01/02/09	01/30/09	005123285	70069	27,140	49,520	(22,380)	-82.5%	COPR	HORWITH	JTLX50
01/05/09	01/30/09	005123286	70070	50,800	51,600	(800)	-1.6%	COPR	HORWITH	JTLX168
01/05/09	01/30/09	005123287	70071	68,420	50,280	18,140	26.5%	COPR	HORWITH	JTLX168
01/05/09	01/30/09	005123288	70072	16,780	50,900	(34,120)	-203.3%	COPR	HORWITH	JTLX168
01/05/09	01/30/09	005123289	70073	66,500	51,240	15,260	22.9%	COPR	HORWITH	JTLX168

HONEYWELL SA-7 USE HAZARDOUS WASTE TRACKING (2006)										
Date Shipped	Date of Return Manifest	State Manifest	Man. Doc #	Facilty Manifest Weight (lbs)	Estimated Weight (lbs)	Manifest - Estimate (lbs)	Manifest - Estimate (%)	Material	Transporter	RAILCAR #
01/05/09	01/30/09	005123290	70074	25,500	51,440	(25,940)	-101.7%	COPR	HORWITH	CITX300161
01/05/09	01/30/09	005123291	70075	36,220	52,000	(15,780)	-43.6%	COPR	HORWITH	CITX300161
01/05/09	01/30/09	005123292	70076	67,760	51,020	16,740	24.7%	COPR	HORWITH	CITX300161
01/05/09	01/30/09	005123293	70077	76,100	51,980	24,120	31.7%	COPR	HORWITH	CITX300161
01/05/09	01/30/09	005123294	70078	39,240	51,000	(11,760)	-30.0%	COPR	HORWITH	CHUX289
01/05/09	01/30/09	005123295	70079	75,940	48,020	27,920	36.8%	COPR	HORWITH	CHUX289
01/05/09	01/30/09	005123296	70080	67,100	52,320	14,780	22.0%	COPR	HORWITH	CHUX289
01/05/09	01/30/09	005123297	70081	15,860	49,780	(33,920)	-213.9%	COPR	HORWITH	CHUX289
01/05/09	01/30/09	005123298	70082	20,680	51,340	(30,660)	-148.3%	COPR	HORWITH	CITX300103
01/05/09	01/30/09	005123299	70083	68,380	51,500	16,880	24.7%	COPR	HORWITH	CITX300103
01/05/09	01/30/09	005123300	70084	68,180	50,620	17,560	25.8%	COPR	HORWITH	CITX300103
01/05/09	01/30/09	005123301	70085	40,520	50,180	(9,660)	-23.8%	COPR	HORWITH	CITX300103
01/05/09	01/30/09	005123302	70086	27,940	50,820	(22,880)	-81.9%	COPR	HORWITH	JTLX30148
01/05/09	01/30/09	005123303	70087	67,180	50,700	16,480	24.5%	COPR	HORWITH	JTLX30148
01/05/09	01/30/09	005123304	70088	76,520	51,700	24,820	32.4%	COPR	HORWITH	JTLX30148
01/05/09	01/30/09	005123305	70089	27,960	48,020	(20,060)	-71.7%	COPR	HORWITH	JTLX30148
01/05/09	01/30/09	005123306	70090	68,220	49,720	18,500	27.1%	COPR	HORWITH	CITX300129
01/05/09	01/30/09	005123307	70091	67,320	49,760	17,560	26.1%	COPR	HORWITH	CITX300129
01/05/09	01/30/09	005123308	70092	32,240	49,880	(17,640)	-54.7%	COPR	HORWITH	CITX300129
01/05/09	01/30/09	005123309	70093	32,240	51,220	(18,980)	-58.9%	COPR	HORWITH	CITX300129
01/05/09	01/30/09	005123310	70094	57,980	51,640	6,340	10.9%	COPR	HORWITH	CEFX35841
01/05/09	01/30/09	005123311	70095	76,320	50,700	25,620	33.6%	COPR	HORWITH	CEFX35841
01/05/09	01/30/09	005123312	70096	67,700	50,120	17,580	26.0%	COPR	HORWITH	CEFX35841
01/05/09	01/30/09	005123313	70097	32,540	50,480	(17,940)	-55.1%	COPR	HORWITH	JTLX276
01/05/09	01/30/09	005123314	70098	11,340	50,460	(39,120)	-345.0%	COPR	HORWITH	CEFX35841
01/05/09	01/30/09	005123315	70099	63,760	50,560	13,200	20.7%	COPR	HORWITH	JTLX276
01/05/09	01/30/09	005123316	70100	63,500	51,480	12,020	18.9%	COPR	HORWITH	JTLX276
01/05/09	01/30/09	005123317	70101	13,440	50,360	(36,920)	-274.7%	COPR	HORWITH	CHUX315
01/05/09	01/30/09	005123318	70102	41,620	50,840	(9,220)	-22.2%	COPR	HORWITH	JTLX276
01/05/09	01/30/09	005123319	70103	76,340	51,820	24,520	32.1%	COPR	HORWITH	CHUX315
01/05/09	01/30/09	005123320	70104	67,840	52,520	15,320	22.6%	COPR	HORWITH	CHUX315
01/05/09	01/30/09	005123321	70105	28,160	50,660	(22,500)	-79.9%	COPR	HORWITH	CEFX35821
01/05/09	01/30/09	005123322	70106	65,520	49,640	15,880	24.2%	COPR	HORWITH	CEFX35821
01/05/09	01/30/09	005123323	70107	67,580	50,300	17,280	25.6%	COPR	HORWITH	CEFX35821
01/05/09	01/30/09	005123324	70108	38,740	50,660	(11,920)	-30.8%	COPR	HORWITH	CEFX35821
01/05/09	01/30/09	005123325	70109	27,240	49,660	(22,420)	-82.3%	COPR	HORWITH	CITX300023
01/05/09	01/30/09	005123326	70110	66,500	50,180	16,320	24.5%	COPR	HORWITH	CITX300023
01/05/09	01/30/09	005123327	70111	66,800	49,020	17,780	26.6%	COPR	HORWITH	CITX300023
01/05/09	01/30/09	005123328	70112	38,880	51,300	(12,420)	-31.9%	COPR	HORWITH	CITX300023
01/05/09	01/30/09	005123329	70113	75,480	51,800	23,680	31.4%	COPR	HORWITH	JTLX30102
01/05/09	01/30/09	005123330	70114	32,580	51,800	(19,220)	-59.0%	COPR	HORWITH	JTLX30102
01/05/09	01/30/09	005123331	70115	67,280	52,460	14,820	22.0%	COPR	HORWITH	JTLX30102
01/05/09	01/30/09	005123332	70116	32,600	52,620	(20,020)	-61.4%	COPR	HORWITH	JTLX30102
01/05/09	01/30/09	005123333	70117	21,240	50,000	(28,760)	-135.4%	COPR	HORWITH	CEFX35819
01/05/09	01/30/09	005123334	70118	76,760	51,200	25,560	33.3%	COPR	HORWITH	CEFX35819
01/05/09	01/30/09	005123335	70119	68,100	51,160	16,940	24.9%	COPR	HORWITH	CEFX35819
01/05/09	01/30/09	005123336	70120	31,560	50,700	(19,140)	-60.6%	COPR	HORWITH	CEFX35819
01/05/09	01/30/09	005123337	70121	29,500	49,840	(20,340)	-68.9%	COPR	HORWITH	JTLX30153
01/05/09	01/30/09	005123338	70122	75,660	52,100	23,560	31.1%	COPR	HORWITH	JTLX30153
01/05/09	01/30/09	005123339	70123	33,860	52,480	(18,620)	-55.0%	COPR	HORWITH	JTLX30153
01/05/09	01/30/09	005123340	70124	67,120	50,580	16,540	24.6%	COPR	HORWITH	JTLX30153
01/05/09	01/30/09	005123341	70125	46,140	51,940	(5,800)	-12.6%	COPR	HORWITH	CHUX315
01/05/09	01/30/09	005123342	70126	45,820	52,280	(6,460)	-14.1%	COPR	HORWITH	JTLX275
01/05/09	01/30/09	005123343	70127	75,780	52,140	23,640	31.2%	COPR	HORWITH	JTLX275
01/05/09	01/30/09	005123344	70128	17,320	51,240	(33,920)	-195.8%	COPR	HORWITH	JTLX275
01/05/09	01/30/09	005123345	70129	65,660	51,520	14,140	21.5%	COPR	HORWITH	CITX300156
01/05/09	01/30/09	005123346	70130	68,360	50,940	17,420	25.5%	COPR	HORWITH	JTLX275
01/05/09	01/30/09	005123347	70131	50,260	52,360	(2,100)	-4.2%	COPR	HORWITH	CITX300156
01/05/09	01/30/09	005123348	70132	65,260	50,900	14,360	22.0%	COPR	HORWITH	CITX300156
01/05/09	01/30/09	005123349	70133	34,120	50,780	(16,660)	-48.8%	COPR	HORWITH	CHUX215
01/05/09	01/30/09	005123350	70134	34,100	51,700	(17,600)	-51.6%	COPR	HORWITH	CHUX215
01/05/09	01/30/09	005123351	70135	76,740	51,280	25,460	33.2%	COPR	HORWITH	CHUX215
01/05/09	01/30/09	005123353	70136	21,560	50,360	(28,800)	-133.6%	COPR	HORWITH	CITX300156
01/05/09	01/30/09	005123354	70137	43,340	50,840	(7,500)	-17.3%	COPR	HORWITH	JTLX30129
01/05/09	01/30/09	005123355	70138	38,580	49,800	(11,220)	-29.1%	COPR	HORWITH	JTLX30129
01/05/09	01/30/09	005123356	70139	76,900	50,960	25,940	33.7%	COPR	HORWITH	JTLX30129
01/06/09	01/30/09	005123357	70140	76,560	51,320	25,240	33.0%	COPR	HORWITH	JTLX30117
01/06/09	01/30/09	005123358	70141	77,040	51,180	25,860	33.6%	COPR	HORWITH	JTLX30117
01/06/09	01/30/09	005123359	70142	26,960	51,360	(24,400)	-90.5%	COPR	HORWITH	JTLX30117
01/06/09	01/30/09	005123360	70143	26,960	51,640	(24,680)	-91.5%	COPR	HORWITH	JTLX30117
01/06/09	01/30/09	005123361	70144	27,000	51,040	(24,040)	-89.0%	COPR	HORWITH	CITX300120
01/06/09	01/30/09	005123362	70145	65,260	49,280	15,980	24.5%	COPR	HORWITH	CITX300120
01/06/09	01/30/09	005123363	70146	77,000	52,180	24,820	32.2%	COPR	HORWITH	CITX300120
01/06/09	01/30/09	005123364	70147	38,320	51,060	(12,740)	-33.2%	COPR	HORWITH	CITX300120

HONEYWELL SA-7 USE HAZARDOUS WASTE TRACKING (2006)										
Date Shipped	Date of Return Manifest	State Manifest	Man. Doc #	Facilty Manifest Weight (lbs)	Estimated Weight (lbs)	Manifest - Estimate (lbs)	Manifest - Estimate (%)	Material	Transporter	RAILCAR #
01/06/09	01/30/09	005123365	70148	68,540	50,660	17,880	26.1%	COPR	HORWITH	CITX300142
01/06/09	01/30/09	005123366	70149	32,700	51,340	(18,640)	-57.0%	COPR	HORWITH	CITX300142
01/06/09	01/30/09	005123367	70150	68,740	49,700	19,040	27.7%	COPR	HORWITH	CITX300142
01/06/09	01/30/09	005123368	70151	38,560	50,460	(11,900)	-30.9%	COPR	HORWITH	JTLX30129
01/06/09	01/30/09	005123369	70152	32,700	52,160	(19,460)	-59.5%	COPR	HORWITH	CITX300142
01/06/09	01/30/09	005123370	70153	38,320	49,880	(11,560)	-30.2%	COPR	HORWITH	JTLX277
01/06/09	01/30/09	005123371	70154	68,340	51,100	17,240	25.2%	COPR	HORWITH	JTLX277
01/06/09	01/30/09	005123372	70155	68,140	51,380	16,760	24.6%	COPR	HORWITH	JTLX277
01/06/09	01/30/09	005123373	70156	24,380	51,960	(27,580)	-113.1%	COPR	HORWITH	JTLX277
01/06/09	01/30/09	005123374	70157	10,600	48,100	(37,500)	-353.8%	COPR	HORWITH	JTLX30133
01/06/09	01/30/09	005123375	70158	67,760	50,780	16,980	25.1%	COPR	HORWITH	JTLX30133
01/06/09	01/30/09	005123376	70159	75,500	51,880	23,620	31.3%	COPR	HORWITH	JTLX30133
01/06/09	01/30/09	005123377	70160	48,440	51,980	(3,540)	-7.3%	COPR	HORWITH	JTLX30133
01/06/09	01/30/09	005123378	70161	58,160	50,420	7,740	13.3%	COPR	HORWITH	JTLX278
01/06/09	01/30/09	005123379	70162	67,800	49,800	18,000	26.5%	COPR	HORWITH	JTLX278
01/06/09	01/30/09	005123380	70163	37,800	48,000	(10,200)	-27.0%	COPR	HORWITH	JTLX278
01/06/09	01/30/09	005123381	70164	37,800	51,820	(14,020)	-37.1%	COPR	HORWITH	JTLX278
01/06/09	01/30/09	005123382	70165	49,640	51,020	(1,380)	-2.8%	COPR	HORWITH	JTLX30143
01/06/09	01/30/09	005123383	70166	64,300	48,820	15,480	24.1%	COPR	HORWITH	JTLX30143
01/06/09	01/30/09	005123384	70167	18,360	50,280	(31,920)	-173.9%	COPR	HORWITH	JTLX30143
01/06/09	01/30/09	005123385	70168	67,380	50,360	17,020	25.3%	COPR	HORWITH	JTLX30143
01/06/09	01/30/09	005123386	70169	53,960	50,540	3,420	6.3%	COPR	HORWITH	CITX300155
01/06/09	01/30/09	005123387	70170	76,300	48,880	27,420	35.9%	COPR	HORWITH	CITX300155
01/06/09	01/30/09	005123388	70171	34,200	48,820	(14,620)	-42.7%	COPR	HORWITH	CITX300155
01/06/09	01/30/09	005123389	70172	34,180	50,920	(16,740)	-49.0%	COPR	HORWITH	CITX300155
01/06/09	01/30/09	005123390	70173	55,400	49,800	5,600	10.1%	COPR	HORWITH	CHUX143
01/06/09	01/30/09	005123391	70174	66,100	49,700	16,400	24.8%	COPR	HORWITH	CHUX143
01/06/09	01/30/09	005123392	70175	52,360	50,740	1,620	3.1%	COPR	HORWITH	CHUX226
01/06/09	01/30/09	005123393	70176	66,820	51,220	15,600	23.3%	COPR	HORWITH	CHUX226
01/06/09	01/30/09	005123394	70177	66,320	50,440	15,880	23.9%	COPR	HORWITH	CHUX226
01/06/09	01/30/09	005123395	70178	17,440	51,900	(34,460)	-197.6%	COPR	HORWITH	CHUX226
01/06/09	01/30/09	005123396	70179	37,220	51,620	(14,400)	-38.7%	COPR	HORWITH	CHUX116
01/06/09	01/30/09	005123397	70180	67,420	50,020	17,400	25.8%	COPR	HORWITH	CHUX116
01/06/09	01/30/09	005123398	70181	75,680	52,000	23,680	31.3%	COPR	HORWITH	CHUX116
01/06/09	01/30/09	005123399	70182	23,520	50,440	(26,920)	-114.5%	COPR	HORWITH	CHUX116
01/06/09	01/30/09	005123400	70183	29,960	51,180	(21,220)	-70.8%	COPR	HORWITH	JTLX260
01/06/09	01/30/09	005123401	70184	76,280	52,300	23,980	31.4%	COPR	HORWITH	JTLX260
01/06/09	01/30/09	005123402	70185	68,000	51,460	16,540	24.3%	COPR	HORWITH	JTLX260
01/06/09	01/30/09	005123403	70186	29,960	52,100	(22,140)	-73.9%	COPR	HORWITH	JTLX260
01/06/09	01/30/09	005123404	70187	6,020	51,060	(45,040)	-748.2%	COPR	HORWITH	JTLX30123
01/06/09	01/30/09	005123405	70188	67,180	50,140	17,040	25.4%	COPR	HORWITH	JTLX30123
01/06/09	01/30/09	005123406	70189	66,080	50,380	15,700	23.8%	COPR	HORWITH	JTLX30123
01/06/09	01/30/09	005123407	70190	67,440	50,820	16,620	24.6%	COPR	HORWITH	JTLX30123
01/06/09	01/30/09	005123408	70191	76,260	51,420	24,840	32.6%	COPR	HORWITH	JTLX262
01/06/09	01/30/09	005123409	70192	66,940	51,340	15,600	23.3%	COPR	HORWITH	JTLX262
01/06/09	01/30/09	005123410	70193	30,420	52,260	(21,840)	-71.8%	COPR	HORWITH	JTLX262
01/06/09	01/30/09	005123411	70194	30,400	52,220	(21,820)	-71.8%	COPR	HORWITH	JTLX262
01/06/09	02/09/09	005123412	70195	18,140	51,440	(33,300)	-183.6%	COPR	HORWITH	NDYX320452
01/06/09	02/09/09	005123413	70196	75,800	50,880	24,920	32.9%	COPR	HORWITH	NDYX320452
01/06/09	02/09/09	005123414	70197	68,160	49,160	19,000	27.9%	COPR	HORWITH	NDYX320452
01/06/09	02/09/09	005123415	70198	41,000	52,120	(11,120)	-27.1%	COPR	HORWITH	NDYX320452
01/06/09	01/30/09	005123416	70199	65,360	51,760	13,600	20.8%	COPR	HORWITH	CHUX143
01/06/09	01/30/09	005123417	70200	13,500	51,340	(37,840)	-280.3%	COPR	HORWITH	CHUX143
01/06/09	02/09/09	005123418	70201	18,800	50,740	(31,940)	-169.9%	COPR	HORWITH	CHUX267
01/06/09	02/09/09	005123419	70202	49,020	51,140	(2,120)	-4.3%	COPR	HORWITH	CHUX267
01/06/09	02/09/09	005123420	70203	66,240	49,140	17,100	25.8%	COPR	HORWITH	CHUX267
01/06/09	02/09/09	005123421	70204	67,060	51,280	15,780	23.5%	COPR	HORWITH	CHUX267
01/06/09	02/09/09	005123422	70205	75,360	51,060	24,300	32.2%	COPR	HORWITH	JTLX236
01/06/09	02/09/09	005123424	70206	75,660	52,440	23,220	30.7%	COPR	HORWITH	JTLX236
01/06/09	02/09/09	005123425	70207	24,180	51,220	(27,040)	-111.8%	COPR	HORWITH	JTLX236
01/06/09	02/09/09	005123426	70208	24,200	51,100	(26,900)	-111.2%	COPR	HORWITH	JTLX236
01/06/09	02/09/09	005123427	70209	57,040	50,760	6,280	11.0%	COPR	HORWITH	CHUX246
01/07/09	02/09/09	005123428	70210	67,500	50,800	16,700	24.7%	COPR	HORWITH	CHUX246
01/07/09	02/09/09	005123429	70211	67,380	50,560	16,820	25.0%	COPR	HORWITH	CITX300020
01/07/09	02/09/09	005123430	70212	37,480	49,800	(12,320)	-32.9%	COPR	HORWITH	CHUX246
01/07/09	02/09/09	005123431	70213	37,460	51,660	(14,200)	-37.9%	COPR	HORWITH	CHUX246
01/07/09	02/09/09	005123432	70214	62,540	52,120	10,420	16.7%	COPR	HORWITH	CITX300020
01/07/09	02/09/09	005123433	70215	64,740	50,780	13,960	21.6%	COPR	HORWITH	CITX300020
01/07/09	02/09/09	005123434	70216	44,000	50,460	(6,460)	-14.7%	COPR	HORWITH	DJLX98531
01/07/09	02/09/09	005123435	70217	10,060	51,080	(41,020)	-407.8%	COPR	HORWITH	CITX300020
01/07/09	02/09/09	005123436	70218	66,680	49,400	17,280	25.9%	COPR	HORWITH	DJLX98531
01/07/09	02/09/09	005123437	70219	75,700	50,940	24,760	32.7%	COPR	HORWITH	DJLX98531
01/07/09	02/09/09	005123438	70220	13,720	48,960	(35,240)	-256.9%	COPR	HORWITH	DJLX98531
01/07/09	02/09/09	005123439	70221	55,640	51,500	4,140	7.4%	COPR	HORWITH	JTLX30128

HONEYWELL SA-7 USE HAZARDOUS WASTE TRACKING (2006)										
Date Shipped	Date of Return Manifest	State Manifest	Man. Doc #	Facilty Manifest Weight (lbs)	Estimated Weight (lbs)	Manifest - Estimate (lbs)	Manifest - Estimate (%)	Material	Transporter	RAILCAR #
01/07/09	02/09/09	005123440	70222	54,520	49,660	4,860	8.9%	COPR	HORWITH	JTLX30128
01/07/09	02/09/09	005123441	70223	75,660	52,180	23,480	31.0%	COPR	HORWITH	JTLX30128
01/07/09	02/09/09	005123442	70224	21,880	51,100	(29,220)	-133.5%	COPR	HORWITH	JTLX30128
01/07/09	02/09/09	005123443	70225	67,740	50,460	17,280	25.5%	COPR	HORWITH	CITX300128
01/07/09	02/09/09	005123444	70226	14,800	51,260	(36,460)	-246.4%	COPR	HORWITH	CITX300128
01/07/09	02/09/09	005123445	70227	75,580	52,000	23,580	31.2%	COPR	HORWITH	CITX300128
01/07/09	02/09/09	005123446	70228	66,960	51,140	15,820	23.6%	COPR	HORWITH	CHUX281
01/07/09	02/09/09	005123447	70229	46,060	50,760	(4,700)	-10.2%	COPR	HORWITH	CITX300128
01/07/09	02/09/09	005123448	70230	38,760	50,560	(11,800)	-30.4%	COPR	HORWITH	CHUX281
01/07/09	02/09/09	005123449	70231	64,460	50,220	14,240	22.1%	COPR	HORWITH	CHUX281
01/07/09	02/09/09	005123450	70232	31,860	51,820	(19,960)	-62.6%	COPR	HORWITH	CHUX281
01/07/09	02/09/09	005123451	70233	24,320	52,080	(27,760)	-114.1%	COPR	HORWITH	JTLX30162
01/07/09	02/09/09	005123452	70234	66,780	52,060	14,720	22.0%	COPR	HORWITH	JTLX30162
01/07/09	02/09/09	005123453	70235	64,760	51,520	13,240	20.4%	COPR	HORWITH	JTLX30162
01/07/09	02/09/09	005123454	70236	29,460	51,220	(21,760)	-73.9%	COPR	HORWITH	CEFX35824
01/07/09	02/09/09	005123455	70237	50,380	51,040	(660)	-1.3%	COPR	HORWITH	JTLX30162
01/07/09	02/09/09	005123456	70238	75,400	49,400	26,000	34.5%	COPR	HORWITH	CEFX35824
01/07/09	02/09/09	005123457	70239	34,260	51,460	(17,200)	-50.2%	COPR	HORWITH	JTLX30172
01/07/09	02/09/09	005123458	70240	28,080	50,220	(22,140)	-78.8%	COPR	HORWITH	CEFX35824
01/07/09	02/09/09	005123459	70241	67,040	49,520	17,520	26.1%	COPR	HORWITH	CEFX35824
01/07/09	02/09/09	005123460	70242	68,100	50,940	17,160	25.2%	COPR	HORWITH	JTLX30172
01/07/09	02/09/09	005123461	70243	68,340	49,200	19,140	28.0%	COPR	HORWITH	JTLX30172
01/08/09	01/30/09	005123462	70244	15,360	51,120	(35,760)	-232.8%	COPR	HORWITH	CITX300101
01/08/09	01/30/09	005123463	70245	64,440	50,340	14,100	21.9%	COPR	HORWITH	CITX300101
01/08/09	01/30/09	005123464	70246	76,600	51,980	24,620	32.1%	COPR	HORWITH	CITX300101
01/08/09	01/30/09	005123465	70247	47,280	51,920	(4,640)	-9.8%	COPR	HORWITH	CITX300101
01/08/09	01/30/09	005123466	70248	68,240	52,440	15,800	23.2%	COPR	HORWITH	CITX300108
01/08/09	01/30/09	005123467	70249	14,320	50,180	(35,860)	-250.4%	COPR	HORWITH	CITX300108
01/08/09	01/30/09	005123468	70250	67,920	50,940	16,980	25.0%	COPR	HORWITH	CITX300108
01/08/09	01/30/09	005123469	70251	51,460	49,980	1,480	2.9%	COPR	HORWITH	CITX300108
01/08/09	02/09/09	005123470	70252	67,040	51,200	15,840	23.6%	COPR	HORWITH	CITX300028
01/08/09	02/09/09	005123471	70253	75,740	50,580	25,160	33.2%	COPR	HORWITH	CITX300028
01/08/09	02/09/09	005123472	70254	33,820	49,740	(15,920)	-47.1%	COPR	HORWITH	CITX300028
01/08/09	02/09/09	005123473	70255	33,840	52,280	(18,440)	-54.5%	COPR	HORWITH	CITX300028
01/08/09	02/09/09	005123474	70256	48,780	49,740	(960)	-2.0%	COPR	HORWITH	CHUX151
01/08/09	02/09/09	005123475	70257	67,920	51,780	16,140	23.8%	COPR	HORWITH	CHUX151
01/08/09	02/09/09	005123476	70258	75,560	51,400	24,160	32.0%	COPR	HORWITH	CHUX151
01/08/09	02/09/09	005123477	70259	9,120	51,040	(41,920)	-459.6%	COPR	HORWITH	CHUX151
01/08/09	02/09/09	005123478	70260	42,480	52,060	(9,580)	-22.6%	COPR	HORWITH	CHUX157
01/08/09	02/09/09	005123479	70261	66,760	50,880	15,880	23.8%	COPR	HORWITH	CHUX157
01/08/09	02/09/09	005123480	70262	27,440	51,060	(23,620)	-86.1%	COPR	HORWITH	CHUX157
01/08/09	02/09/09	005123481	70263	67,440	50,120	17,320	25.7%	COPR	HORWITH	CHUX157
01/08/09	02/09/09	005123482	70264	75,560	50,960	24,600	32.6%	COPR	HORWITH	JTLX261
01/08/09	02/09/09	005123483	70265	34,920	49,360	(14,440)	-41.4%	COPR	HORWITH	JTLX261
01/08/09	02/09/09	005123484	70266	67,600	50,200	17,400	25.7%	COPR	HORWITH	JTLX261
01/08/09	02/09/09	005123485	70267	23,880	51,600	(27,720)	-116.1%	COPR	HORWITH	JTLX261
01/08/09	02/09/09	005123486	70268	66,820	52,040	14,780	22.1%	COPR	HORWITH	CEFX35808
01/08/09	02/09/09	005123487	70269	68,020	51,460	16,560	24.3%	COPR	HORWITH	CEFX35808
01/08/09	01/30/09	005123488	70270	37,060	50,080	(13,020)	-35.1%	COPR	HORWITH	CEFX35827
01/08/09	01/30/09	005123489	70271	69,100	52,460	16,640	24.1%	COPR	HORWITH	CEFX35827
01/08/09	02/09/09	005123490	70272	33,500	51,400	(17,900)	-53.4%	COPR	HORWITH	CEFX35808
01/08/09	02/09/09	005123491	70273	33,480	51,380	(17,900)	-53.5%	COPR	HORWITH	CEFX35808
01/08/09	02/09/09	005123492	70274	38,860	50,260	(11,400)	-29.3%	COPR	HORWITH	JTLX30172
01/08/09	01/30/09	005123493	70275	76,820	50,440	26,380	34.3%	COPR	HORWITH	CEFX35827
01/08/09	01/30/09	005123494	70276	23,980	49,700	(25,720)	-107.3%	COPR	HORWITH	CEFX35827
01/08/09	02/09/09	005123495	70277	44,540	48,360	(3,820)	-8.6%	COPR	HORWITH	CITX300133
01/08/09	02/09/09	005123496	70278	68,720	50,280	18,440	26.8%	COPR	HORWITH	CITX300133
01/08/09	02/09/09	005123497	70279	16,380	50,960	(34,580)	-211.1%	COPR	HORWITH	JTLX151
01/08/09	02/09/09	005123498	70280	68,660	51,180	17,480	25.5%	COPR	HORWITH	JTLX151
01/08/09	02/09/09	005123499	70281	75,920	51,800	24,120	31.8%	COPR	HORWITH	JTLX151
01/08/09	02/09/09	005123500	70282	43,600	52,140	(8,540)	-19.6%	COPR	HORWITH	JTLX151
01/08/09	02/09/09	005124501	70283	33,800	52,080	(18,280)	-54.1%	COPR	HORWITH	CHUX129
01/08/09	02/09/09	005124502	70284	68,400	50,400	18,000	26.3%	COPR	HORWITH	CHUX129
01/08/09	02/09/09	005124503	70285	67,920	52,100	15,820	23.3%	COPR	HORWITH	CHUX129
01/08/09	02/09/09	005124504	70286	33,480	50,580	(17,100)	-51.1%	COPR	HORWITH	CHUX129
01/08/09	02/09/09	005124505	70287	68,400	52,280	16,120	23.6%	COPR	HORWITH	JTLX175
01/08/09	02/09/09	005124506	70288	28,620	52,460	(23,840)	-83.3%	COPR	HORWITH	JTLX175
01/08/09	02/09/09	005124507	70289	68,520	52,360	16,160	23.6%	COPR	HORWITH	JTLX175
01/08/09	02/09/09	005124508	70290	43,000	52,200	(9,200)	-21.4%	COPR	HORWITH	JTLX175
01/08/09	02/09/09	005124509	70291	7,860	49,020	(41,160)	-523.7%	COPR	HORWITH	CHUX263
01/08/09	02/09/09	005124510	70292	68,340	50,000	18,340	26.8%	COPR	HORWITH	CHUX263
01/08/09	02/09/09	005124511	70293	48,740	51,140	(2,400)	-4.9%	COPR	HORWITH	CHUX263
01/08/09	02/09/09	005124512	70294	76,840	50,820	26,020	33.9%	COPR	HORWITH	CHUX263
01/08/09	02/09/09	005124513	70295	64,660	52,060	12,600	19.5%	COPR	HORWITH	CITX300027

Honeywell

HONEYWELL SA-7 USE HAZARDOUS WASTE TRACKING (2006)										
Date Shipped	Date of Return Manifest	State Manifest	Man. Doc #	Facilty Manifest Weight (lbs)	Estimated Weight (lbs)	Manifest - Estimate (lbs)	Manifest - Estimate (%)	Material	Transporter	RAILCAR #
01/08/09	02/09/09	005124514	70296	15,000	51,280	(36,280)	-241.9%	COPR	HORWITH	CITX300027
01/08/09	02/09/09	005124515	70297	67,200	50,200	17,000	25.3%	COPR	HORWITH	CITX300027
01/08/09	02/09/09	005124516	70298	57,700	51,780	5,920	10.3%	COPR	HORWITH	CITX300027
01/08/09	02/09/09	005124517	70299	76,940	52,040	24,900	32.4%	COPR	HORWITH	CEFX35246
01/08/09	02/09/09	005124518	70300	68,300	49,240	19,060	27.9%	COPR	HORWITH	CEFX35246
01/08/09	02/09/09	005124519	70301	26,580	50,860	(24,280)	-91.3%	COPR	HORWITH	CEFX35246
01/08/09	02/09/09	005124520	70302	26,580	51,480	(24,900)	-93.7%	COPR	HORWITH	CEFX35246
01/08/09	02/09/09	005124521	70303	15,920	51,400	(35,480)	-222.9%	COPR	HORWITH	CITX300133
01/08/09	02/09/09	005124522	70304	76,460	52,320	24,140	31.6%	COPR	HORWITH	CITX300133
01/08/09	02/09/09	005124523	70305	68,100	48,040	20,060	29.5%	COPR	HORWITH	CEFX35245
01/08/09	02/09/09	005124524	70306	26,220	51,180	(24,960)	-95.2%	COPR	HORWITH	CEFX35245
01/08/09	02/09/09	005124525	70307	76,020	49,240	26,780	35.2%	COPR	HORWITH	CEFX35245
01/08/09	02/09/09	005124526	70308	26,220	50,480	(24,260)	-92.5%	COPR	HORWITH	CEFX35245
01/08/09	02/09/09	005124527	70309	67,240	51,660	15,580	23.2%	COPR	HORWITH	CHUX187
01/08/09	02/09/09	005124528	70310	67,460	50,400	17,060	25.3%	COPR	HORWITH	CHUX187
01/08/09	02/09/09	005124529	70311	38,280	51,100	(12,820)	-33.5%	COPR	HORWITH	CHUX187
01/08/09	02/09/09	005124530	70312	66,680	50,060	16,620	24.9%	COPR	HORWITH	JTLX30130
01/08/09	02/09/09	005124531	70313	38,280	50,020	(11,740)	-30.7%	COPR	HORWITH	CHUX187
01/09/09	02/09/09	005124532	70314	54,700	51,100	3,600	6.6%	COPR	HORWITH	CITX300162
01/09/09	02/09/09	005124533	70315	66,480	51,120	15,360	23.1%	COPR	HORWITH	CITX300162
01/09/09	02/09/09	005124534	70316	74,100	50,900	23,200	31.3%	COPR	HORWITH	CITX300162
01/09/09	02/09/09	005124535	70317	9,320	49,900	(40,580)	-435.4%	COPR	HORWITH	CITX300162
01/09/09	02/09/09	005124536	70318	53,580	49,900	3,680	6.9%	COPR	HORWITH	JTLX30101
01/09/09	02/09/09	005124537	70319	67,700	48,040	19,660	29.0%	COPR	HORWITH	JTLX30101
01/09/09	02/09/09	005124538	70320	66,400	49,000	17,400	26.2%	COPR	HORWITH	JTLX30101
01/09/09	02/09/09	005124539	70321	8,900	49,600	(40,700)	-457.3%	COPR	HORWITH	JTLX30101
01/09/09	02/09/09	005124540	70322	75,520	49,180	26,340	34.9%	COPR	HORWITH	JTLX257
01/09/09	02/09/09	005124541	70323	75,940	49,940	26,000	34.2%	COPR	HORWITH	JTLX257
01/09/09	02/09/09	005124542	70324	21,600	51,980	(30,380)	-140.6%	COPR	HORWITH	JTLX257
01/09/09	02/09/09	005124543	70325	21,620	50,600	(28,980)	-134.0%	COPR	HORWITH	JTLX257
01/09/09	02/09/09	005124544	70326	66,900	50,660	16,240	24.3%	COPR	HORWITH	CHUX118
01/09/09	02/09/09	005124545	70327	75,720	49,660	26,060	34.4%	COPR	HORWITH	CHUX118
01/09/09	02/09/09	005124546	70328	33,980	49,940	(15,960)	-47.0%	COPR	HORWITH	CHUX118
01/09/09	02/09/09	005124547	70329	33,960	51,060	(17,100)	-50.4%	COPR	HORWITH	CHUX118
01/09/09	02/09/09	005124548	70330	66,140	49,960	16,180	24.5%	COPR	HORWITH	JTLX30130
01/09/09	02/09/09	005124549	70331	32,060	51,800	(19,740)	-61.6%	COPR	HORWITH	JTLX30130
01/09/09	02/09/09	005124550	70332	32,060	50,700	(18,640)	-58.1%	COPR	HORWITH	JTLX30130
01/09/09	02/09/09	005124551	70333	76,360	52,020	24,340	31.9%	COPR	HORWITH	JTLX30116
01/09/09	02/09/09	005124552	70334	37,340	52,020	(14,680)	-39.3%	COPR	HORWITH	JTLX30116
01/09/09	02/09/09	005124553	70335	13,060	50,920	(37,860)	-289.9%	COPR	HORWITH	JTLX30116
01/09/09	02/09/09	005124554	70336	68,340	48,420	19,920	29.1%	COPR	HORWITH	JTLX30116
01/09/09	02/09/09	005124555	70337	16,840	50,300	(33,460)	-198.7%	COPR	HORWITH	CITX300131
01/09/09	02/09/09	005124556	70338	67,120	49,620	17,500	26.1%	COPR	HORWITH	CITX300131
01/09/09	02/09/09	005124557	70339	76,220	50,600	25,620	33.6%	COPR	HORWITH	CITX300131
01/09/09	02/09/09	005124558	70340	39,000	49,880	(10,880)	-27.9%	COPR	HORWITH	CITX300131
01/09/09	02/09/09	005124559	70341	66,920	50,780	16,140	24.1%	COPR	HORWITH	CITX300122
01/09/09	02/09/09	005124560	70342	67,320	50,160	17,160	25.5%	COPR	HORWITH	CITX300122
01/09/09	02/09/09	005124561	70343	15,960	50,820	(34,860)	-218.4%	COPR	HORWITH	CITX300122
01/09/09	02/09/09	005124562	70344	50,560	50,580	(20)	0.0%	COPR	HORWITH	CITX300122
01/09/09	02/09/09	005124563	70345	67,940	48,840	19,100	28.1%	COPR	HORWITH	JTLX30170
01/09/09	02/09/09	005124564	70346	68,120	49,300	18,820	27.6%	COPR	HORWITH	JTLX30170
01/09/09	02/09/09	005124565	70347	33,920	50,000	(16,080)	-47.4%	COPR	HORWITH	JTLX30170
01/09/09	02/09/09	005124566	70348	33,940	49,080	(15,140)	-44.6%	COPR	HORWITH	JTLX30170
01/09/09	02/09/09	005124567	70349	68,100	50,500	17,600	25.8%	COPR	HORWITH	JTLX30160
01/09/09	02/09/09	005124568	70350	75,860	50,240	25,620	33.8%	COPR	HORWITH	JTLX30160
01/09/09	02/09/09	005124569	70351	30,000	49,500	(19,500)	-65.0%	COPR	HORWITH	JTLX30160
01/09/09	02/09/09	005124570	70352	30,000	50,520	(20,520)	-68.4%	COPR	HORWITH	JTLX30160
01/09/09	02/09/09	005124571	70353	29,420	50,360	(20,940)	-71.2%	COPR	HORWITH	JTLX30151
01/09/09	02/09/09	005124572	70354	75,880	49,960	25,920	34.2%	COPR	HORWITH	JTLX30151
01/09/09	02/09/09	005124573	70355	76,540	52,240	24,300	31.7%	COPR	HORWITH	CHUX115
01/09/09	02/09/09	005124574	70356	76,260	50,180	26,080	34.2%	COPR	HORWITH	JTLX30151
01/09/09	02/09/09	005124575	70357	19,120	48,760	(29,640)	-155.0%	COPR	HORWITH	JTLX30151
01/09/09	02/09/09	005124576	70358	25,920	49,060	(23,140)	-89.3%	COPR	HORWITH	CHUX115
01/09/09	02/09/09	005124577	70359	77,220	51,900	25,320	32.8%	COPR	HORWITH	CHUX115
01/09/09	02/09/09	005124578	70360	25,920	51,800	(25,880)	-99.8%	COPR	HORWITH	CHUX115
01/09/09	02/09/09	005124579	70361	46,060	50,140	27,140	58.9%	COPR	HORWITH	CEFX35812
01/09/09	02/09/09	005124580	70362	66,820	48,240	66,920	100.1%	COPR	HORWITH	CEFX35812
01/09/09	02/09/09	005124581	70363	52,500	49,100	67,140	127.9%	COPR	HORWITH	CITX300102
01/09/09	02/09/09	005124582	70364	75,560	48,380	38,960	51.6%	COPR	HORWITH	CEFX35812
01/09/09	02/09/09	005124583	70365	9,620	51,360	(41,740)	-433.9%	COPR	HORWITH	CEFX35812
01/09/09	02/09/09	005124584	70366	66,760	52,320	14,440	21.6%	COPR	HORWITH	CITX300102
01/09/09	02/09/09	005124585	70367	20,680	51,460	(30,780)	-148.8%	COPR	HORWITH	CITX300102
01/09/09	02/09/09	005124586	70368	64,960	49,980	14,980	23.1%	COPR	HORWITH	CITX300102
01/09/09	02/09/09	005124587	70369	66,780	50,780	16,000	24.0%	COPR	HORWITH	CITX300141

HONEYWELL SA-7 USE HAZARDOUS WASTE TRACKING (2006)										
Date Shipped	Date of Return Manifest	State Manifest	Man. Doc #	Facilty Manifest Weight (lbs)	Estimated Weight (lbs)	Manifest - Estimate (lbs)	Manifest - Estimate (%)	Material	Transporter	RAILCAR #
01/09/09	02/09/09	005124588	70370	32,880	50,100	(17,220)	-52.4%	COPR	HORWITH	CITX300141
01/09/09	02/09/09	005124589	70371	63,240	49,100	14,140	22.4%	COPR	HORWITH	CITX300141
01/09/09	02/09/09	005124590	70372	32,880	51,140	(18,260)	-55.5%	COPR	HORWITH	CITX300141
01/09/09	02/09/09	005124591	70373	57,340	52,320	5,020	8.8%	COPR	HORWITH	NDYX320346
01/09/09	02/09/09	005124592	70374	67,740	52,560	15,180	22.4%	COPR	HORWITH	NDYX320346
01/09/09	02/09/09	005124593	70375	68,140	52,680	15,460	22.7%	COPR	HORWITH	NDYX320346
01/09/09	02/09/09	005124594	70376	57,180	49,960	7,220	12.6%	COPR	HORWITH	CEFX35844
01/09/09	02/09/09	005124595	70377	14,820	50,140	(35,320)	-238.3%	COPR	HORWITH	NDYX320346
01/09/09	02/09/09	005124596	70378	67,600	50,000	17,600	26.0%	COPR	HORWITH	JTLX166
01/09/09	02/09/09	005124597	70379	73,540	51,080	22,460	30.5%	COPR	HORWITH	CEFX35844
01/09/09	02/09/09	005124598	70380	37,240	48,240	(11,000)	-29.5%	COPR	HORWITH	CEFX35844
01/09/09	02/09/09	005124599	70381	48,120	49,120	(1,000)	-2.1%	COPR	HORWITH	JTLX166
01/09/09	02/09/09	005124600	70382	37,260	49,560	(12,300)	-33.0%	COPR	HORWITH	CEFX35844
01/09/09	02/09/09	005124601	70383	68,580	50,880	17,700	25.8%	COPR	HORWITH	JTLX166
01/12/09	02/09/09	005124602	70384	16,800	48,140	(31,340)	-186.5%	COPR	HORWITH	JTLX30150
01/12/09	02/09/09	005124603	70385	75,780	49,040	26,740	35.3%	COPR	HORWITH	JTLX30150
01/12/09	02/09/09	005124604	70386	76,600	48,980	27,620	36.1%	COPR	HORWITH	JTLX30150
01/12/09	02/09/09	005124605	70387	28,260	48,900	(20,640)	-73.0%	COPR	HORWITH	JTLX30150
01/12/09	02/09/09	005124606	70388	76,200	49,120	27,080	35.5%	COPR	HORWITH	CHUX183
01/12/09	02/09/09	005124607	70389	76,400	49,000	27,400	35.9%	COPR	HORWITH	CHUX183
01/12/09	02/09/09	005124608	70390	21,900	49,320	(27,420)	-125.2%	COPR	HORWITH	CHUX183
01/12/09	02/09/09	005124609	70391	21,920	51,640	(29,720)	-135.6%	COPR	HORWITH	CHUX183
01/12/09	02/09/09	005124610	70392	67,300	51,020	16,280	24.2%	COPR	HORWITH	NDYX320461
01/12/09	02/09/09	005124611	70393	76,180	50,840	25,340	33.3%	COPR	HORWITH	NDYX320461
01/12/09	02/09/09	005124612	70394	33,340	50,860	(17,520)	-52.5%	COPR	HORWITH	NDYX320461
01/12/09	02/09/09	005124613	70395	33,320	49,740	(16,420)	-49.3%	COPR	HORWITH	NDYX320461
01/12/09	02/23/09	005124614	70396	31,080	50,040	(18,960)	-61.0%	COPR	HORWITH	JTLX264
01/12/09	02/23/09	005124615	70397	68,200	51,280	16,920	24.8%	COPR	HORWITH	JTLX264
01/12/09	02/23/09	005124616	70398	76,320	50,920	25,400	33.3%	COPR	HORWITH	JTLX264
01/12/09	02/23/09	005124617	70399	28,540	52,260	(23,720)	-83.1%	COPR	HORWITH	JTLX264
01/12/09	02/09/09	005124618	70400	66,920	50,520	16,400	24.5%	COPR	HORWITH	CEFX35248
01/12/09	02/09/09	005124619	70401	67,340	50,620	16,720	24.8%	COPR	HORWITH	CEFX35248
01/12/09	02/09/09	005124620	70402	29,180	51,780	(22,600)	-77.5%	COPR	HORWITH	CEFX35248
01/12/09	02/09/09	005124621	70403	29,180	51,120	(21,940)	-75.2%	COPR	HORWITH	CEFX35248
01/12/09	02/09/09	005124622	70404	31,460	51,400	(19,940)	-63.4%	COPR	HORWITH	CEFX35836
01/12/09	02/09/09	005124623	70405	74,740	52,360	22,380	29.9%	COPR	HORWITH	CEFX35836
01/12/09	02/09/09	005124624	70406	65,740	51,600	14,140	21.5%	COPR	HORWITH	CEFX35836
01/12/09	02/09/09	005124625	70407	23,560	50,840	(27,280)	-115.8%	COPR	HORWITH	CHUX192
01/12/09	02/09/09	005124626	70408	31,540	50,560	(19,020)	-60.3%	COPR	HORWITH	CEFX35836
01/12/09	02/09/09	005124627	70409	67,460	50,500	16,960	25.1%	COPR	HORWITH	CHUX192
01/12/09	02/09/09	005124628	70410	62,400	49,180	13,220	21.2%	COPR	HORWITH	CHUX192
01/12/09	02/09/09	005124629	70411	43,440	49,680	(6,240)	-14.4%	COPR	HORWITH	CHUX192
01/12/09	02/09/09	005124630	70412	32,400	48,360	(15,960)	-49.3%	COPR	HORWITH	JTLX30121
01/12/09	02/09/09	005124631	70413	68,680	48,040	20,640	30.1%	COPR	HORWITH	JTLX30121
01/12/09	02/09/09	005124632	70414	78,100	48,380	29,720	38.1%	COPR	HORWITH	JTLX30121
01/12/09	02/09/09	005124633	70415	19,960	51,160	(31,200)	-156.3%	COPR	HORWITH	JTLX30121
01/12/09	02/09/09	005124634	70416	56,820	50,360	6,460	11.4%	COPR	HORWITH	CEFX35811
01/12/09	02/09/09	005124635	70417	67,740	51,960	15,780	23.3%	COPR	HORWITH	CEFX35811
01/12/09	02/09/09	005124636	70418	38,120	52,040	(13,920)	-36.5%	COPR	HORWITH	CEFX35811
01/12/09	02/09/09	005124637	70419	38,140	52,520	(14,380)	-37.7%	COPR	HORWITH	CEFX35811
01/12/09	02/09/09	005124638	70420	64,980	50,920	14,060	21.6%	COPR	HORWITH	NDYX320335
01/12/09	02/09/09	005124639	70421	22,580	51,580	(29,000)	-128.4%	COPR	HORWITH	NDYX320335
01/12/09	02/09/09	005124640	70422	66,260	50,100	16,160	24.4%	COPR	HORWITH	NDYX320335
01/12/09	02/09/09	005124641	70423	52,440	52,640	(200)	-0.4%	COPR	HORWITH	NDYX320335
01/12/09	02/09/09	005124642	70424	34,180	50,820	(16,640)	-48.7%	COPR	HORWITH	CHUX221
01/12/09	02/09/09	005124643	70425	65,280	49,280	16,000	24.5%	COPR	HORWITH	CHUX221
01/12/09	02/09/09	005124644	70426	75,560	52,180	23,380	30.9%	COPR	HORWITH	CHUX221
01/12/09	02/09/09	005124645	70427	28,740	52,380	(23,640)	-82.3%	COPR	HORWITH	CHUX221
01/12/09	02/09/09	005124646	70428	63,120	52,180	10,940	17.3%	COPR	HORWITH	CHUX155
01/12/09	02/09/09	005124647	70429	50,660	51,940	(1,280)	-2.5%	COPR	HORWITH	CHUX155
01/12/09	02/09/09	005124648	70430	66,260	50,780	15,480	23.4%	COPR	HORWITH	CHUX155
01/12/09	02/09/09	005124649	70431	31,120	50,160	(19,040)	-61.2%	COPR	HORWITH	CHUX155
01/12/09	02/23/09	005124650	70432	66,900	51,100	15,800	23.6%	COPR	HORWITH	CHUX174
01/12/09	02/23/09	005124651	70433	33,060	51,000	(17,940)	-54.3%	COPR	HORWITH	CHUX174
01/12/09	02/23/09	005124652	70434	34,500	51,600	(17,100)	-49.6%	COPR	HORWITH	CHUX174
01/12/09	02/09/09	005124653	70435	16,900	51,540	(34,640)	-205.0%	COPR	HORWITH	JTLX166
01/12/09	02/23/09	005124654	70436	68,140	50,160	17,980	26.4%	COPR	HORWITH	CHUX174
01/12/09	02/09/09	005124655	70437	65,440	50,660	14,780	22.6%	COPR	HORWITH	JTLX170
01/13/09	02/09/09	005124656	70438	61,140	50,320	10,820	17.7%	COPR	HORWITH	JTLX170
01/13/09	02/09/09	005124657	70439	37,120	49,220	(12,100)	-32.6%	COPR	HORWITH	JTLX170
01/13/09	02/09/09	005124658	70440	36,560	51,620	(15,060)	-41.2%	COPR	HORWITH	JTLX170
01/13/09	02/26/09	005124659	70441	36,620	50,820	(14,200)	-38.8%	COPR	HORWITH	CHUX184
01/13/09	02/26/09	005124660	70442	75,700	50,100	25,600	33.8%	COPR	HORWITH	CHUX184
01/13/09	02/26/09	005124661	70443	67,320	52,220	15,100	22.4%	COPR	HORWITH	CHUX184

HONEYWELL SA-7 USE HAZARDOUS WASTE TRACKING (2006)										
Date Shipped	Date of Return Manifest	State Manifest	Man. Doc #	Facilty Manifest Weight (lbs)	Estimated Weight (lbs)	Manifest - Estimate (lbs)	Manifest - Estimate (%)	Material	Transporter	RAILCAR #
01/13/09	02/26/09	005124662	70444	24,320	51,600	(27,280)	-112.2%	COPR	HORWITH	CHUX184
01/13/09	02/09/09	005124663	70445	61,320	52,020	9,300	15.2%	COPR	HORWITH	NDYX320472
01/13/09	02/09/09	005124664	70446	38,100	52,220	(14,120)	-37.1%	COPR	HORWITH	CITX300033
01/13/09	02/09/09	005124665	70447	77,120	52,020	25,100	32.5%	COPR	HORWITH	NDYX320472
01/13/09	02/09/09	005124666	70448	33,160	52,420	(19,260)	-58.1%	COPR	HORWITH	NDYX320472
01/13/09	02/09/09	005124667	70449	33,160	52,080	(18,920)	-57.1%	COPR	HORWITH	NDYX320472
01/13/09	02/09/09	005124668	70450	82,080	50,600	31,480	38.4%	COPR	HORWITH	CITX300033
01/13/09	02/09/09	005124669	70451	68,920	51,840	17,080	24.8%	COPR	HORWITH	CITX300033
01/13/09	02/09/09	005124670	70452	19,360	50,420	(31,060)	-160.4%	COPR	HORWITH	CITX300033
01/13/09	02/09/09	005124671	70453	15,180	50,500	(35,320)	-232.7%	COPR	HORWITH	CHUX212
01/13/09	02/09/09	005124672	70454	73,560	50,820	22,740	30.9%	COPR	HORWITH	CHUX212
01/13/09	02/09/09	005124673	70455	66,340	50,220	16,120	24.3%	COPR	HORWITH	CHUX212
01/13/09	02/09/09	005124674	70456	53,440	50,820	2,620	4.9%	COPR	HORWITH	CHUX212
01/13/09	02/26/09	005124675	70457	46,900	50,120	(3,220)	-6.9%	COPR	HORWITH	CHUX112
01/13/09	02/26/09	005124676	70458	75,220	48,020	27,200	36.2%	COPR	HORWITH	CHUX112
01/13/09	02/26/09	005124677	70459	62,300	48,000	14,300	23.0%	COPR	HORWITH	CHUX112
01/13/09	02/26/09	005124678	70460	28,740	48,320	(19,580)	-68.1%	COPR	HORWITH	CEFX35852
01/13/09	02/26/09	005124679	70461	6,060	49,800	(35,260)	-242.5%	COPR	HORWITH	CHUX112
01/13/09	02/26/09	005124680	70462	27,560	48,600	17,360	26.3%	COPR	HORWITH	CEFX35852
01/13/09	02/26/09	005124681	70463	66,160	50,660	19,400	27.7%	COPR	HORWITH	CEFX35852
01/13/09	02/26/09	005124682	70464	73,880	50,640	180	0.4%	COPR	HORWITH	CEFX35852
01/13/09	02/26/09	005124683	70465	26,020	51,100	11,480	18.3%	COPR	HORWITH	CHUX293
01/13/09	02/26/09	005124684	70466	66,140	50,700	11,560	18.6%	COPR	HORWITH	CHUX293
01/13/09	02/26/09	005124685	70467	74,120	51,280	(30,680)	-148.9%	COPR	HORWITH	CHUX293
01/13/09	02/26/09	005124686	70468	38,980	52,040	3,260	5.9%	COPR	HORWITH	CHUX293
01/13/09	02/26/09	005124687	70469	26,000	50,660	(32,280)	-175.6%	COPR	HORWITH	NDYX320342
01/13/09	02/26/09	005124688	70470	65,640	50,180	(4,300)	-9.4%	COPR	HORWITH	NDYX320342
01/13/09	02/26/09	005124689	70471	66,760	50,740	14,760	22.5%	COPR	HORWITH	NDYX320342
01/13/09	02/26/09	005124690	70472	67,900	51,780	14,040	21.3%	COPR	HORWITH	CHUX256
01/13/09	02/26/09	005124691	70473	40,720	49,060	(8,340)	-20.5%	COPR	HORWITH	NDYX320342
01/13/09	02/26/09	005124692	70474	11,960	49,760	(37,800)	-316.1%	COPR	HORWITH	CHUX256
01/13/09	02/26/09	005124693	70475	75,600	51,240	24,360	32.2%	COPR	HORWITH	CHUX256
01/13/09	02/26/09	005124694	70476	48,280	49,920	(1,640)	-3.4%	COPR	HORWITH	CHUX256
01/13/09	02/26/09	005124695	70477	31,180	50,380	(19,200)	-61.6%	COPR	HORWITH	CEFX35831
01/13/09	02/26/09	005124696	70478	74,700	52,520	22,180	29.7%	COPR	HORWITH	CEFX35831
01/13/09	02/26/09	005124697	70479	66,500	50,800	15,700	23.6%	COPR	HORWITH	CEFX35831
01/13/09	02/26/09	005124698	70480	32,440	51,120	(18,680)	-57.6%	COPR	HORWITH	CEFX35831
01/13/09	02/23/09	005124699	70481	50,900	51,780	(880)	-1.7%	COPR	HORWITH	JTLX240
01/13/09	02/23/09	005124700	70482	66,500	51,480	15,020	22.6%	COPR	HORWITH	JTLX240
01/13/09	02/23/09	005124701	70483	55,460	51,640	3,820	6.9%	COPR	HORWITH	JTLX240
01/13/09	02/23/09	005124702	70484	33,060	52,520	(19,460)	-58.9%	COPR	HORWITH	JTLX240
01/13/09	02/23/09	005124703	70485	16,720	51,600	(34,880)	-208.6%	COPR	HORWITH	JTLX30103
01/13/09	02/23/09	005124704	70486	22,180	51,740	(29,560)	-133.3%	COPR	HORWITH	JTLX30103
01/13/09	02/23/09	005124705	70487	67,620	51,520	16,100	23.8%	COPR	HORWITH	JTLX30103
01/13/09	02/23/09	005124706	70488	99,080	51,740	47,340	47.8%	COPR	HORWITH	JTLX30103
01/13/09	02/26/09	005124707	70489	73,140	50,460	22,680	31.0%	COPR	HORWITH	CEFX35799
01/13/09	02/26/09	005124708	70490	65,840	49,660	16,180	24.6%	COPR	HORWITH	CEFX35799
01/13/09	02/26/09	005124709	70491	33,420	50,780	(17,360)	-51.9%	COPR	HORWITH	CEFX35799
01/14/09	02/26/09	005124710	70492	37,220	50,360	(13,140)	-35.3%	COPR	HORWITH	CHUX297
01/14/09	02/26/09	005124711	70493	55,640	49,960	5,680	10.2%	COPR	HORWITH	CHUX297
01/14/09	02/26/09	005124712	70494	65,760	50,980	14,780	22.5%	COPR	HORWITH	CHUX297
01/14/09	02/26/09	005124713	70495	39,700	48,020	(8,320)	-21.0%	COPR	HORWITH	CHUX297
01/14/09	02/23/09	005124714	70496	77,580	52,040	25,540	32.9%	COPR	HORWITH	CHUX313
01/14/09	02/23/09	005124715	70497	68,780	50,000	18,780	27.3%	COPR	HORWITH	CHUX313
01/14/09	02/23/09	005124716	70498	25,900	51,440	(25,540)	-98.6%	COPR	HORWITH	CHUX313
01/14/09	02/23/09	005124717	70499	25,880	50,620	(24,740)	-95.6%	COPR	HORWITH	CHUX313
01/14/09	02/26/09	005124718	70500	46,560	52,260	(5,700)	-12.2%	COPR	HORWITH	CHUX238
01/14/09	02/26/09	005124719	70501	66,580	52,280	14,300	21.5%	COPR	HORWITH	CHUX238
01/14/09	02/26/09	005124720	70502	67,080	52,260	14,820	22.1%	COPR	HORWITH	CHUX238
01/14/09	02/26/09	005124721	70503	29,260	51,840	(22,580)	-77.2%	COPR	HORWITH	CHUX238
01/14/09	02/26/09	005124722	70504	45,120	51,060	(5,940)	-13.2%	COPR	HORWITH	CITX300117
01/14/09	02/26/09	005124723	70505	61,500	50,500	11,000	17.9%	COPR	HORWITH	CITX300117
01/14/09	02/26/09	005124724	70506	64,140	50,160	13,980	21.8%	COPR	HORWITH	CITX300117
01/14/09	02/26/09	005124725	70507	30,080	49,060	(18,980)	-63.1%	COPR	HORWITH	CITX300117
01/14/09	02/26/09	005124726	70508	14,680	48,680	(34,000)	-231.6%	COPR	HORWITH	CHUX241
01/14/09	02/26/09	005124727	70509	65,980	48,940	17,040	25.8%	COPR	HORWITH	CHUX241
01/14/09	02/26/09	005124728	70510	75,620	50,660	24,960	33.0%	COPR	HORWITH	CHUX241
01/14/09	02/26/09	005124729	70511	44,960	50,340	(5,380)	-12.0%	COPR	HORWITH	CHUX241
01/14/09	02/26/09	005124730	70512	18,520	48,240	(29,720)	-160.5%	COPR	HORWITH	JTLX30147
01/14/09	02/26/09	005124731	70513	65,500	48,000	17,500	26.7%	COPR	HORWITH	JTLX30147
01/14/09	02/26/09	005124732	70514	65,280	50,040	15,240	23.3%	COPR	HORWITH	JTLX30147
01/14/09	02/26/09	005124733	70515	49,120	52,140	(3,020)	-6.1%	COPR	HORWITH	JTLX30147
01/14/09	02/26/09	005124734	70516	74,400	52,160	22,240	29.9%	COPR	HORWITH	CITX300168
01/14/09	02/26/09	005124735	70517	74,080	48,020	26,060	35.2%	COPR	HORWITH	CITX300168

HONEYWELL SA-7 USE HAZARDOUS WASTE TRACKING (2006)										
Date Shipped	Date of Return Manifest	State Manifest	Man. Doc #	Facilty Manifest Weight (lbs)	Estimated Weight (lbs)	Manifest - Estimate (lbs)	Manifest - Estimate (%)	Material	Transporter	RAILCAR #
01/14/09	02/26/09	005124736	70518	23,820	51,380	(27,560)	-115.7%	COPR	HORWITH	CITX300168
01/14/09	02/26/09	005124740	70519	23,820	50,580	(26,760)	-112.3%	COPR	HORWITH	CITX300168
01/14/09	02/26/09	005124741	70520	33,420	48,960	(15,540)	-46.5%	COPR	HORWITH	CEFX35799
01/14/09	02/26/09	005124742	70521	47,200	51,520	(4,320)	-9.2%	COPR	HORWITH	JTLX74
01/14/09	02/26/09	005124743	70522	63,800	51,740	12,060	18.9%	COPR	HORWITH	JTLX74
01/14/09	02/26/09	005124744	70523	63,280	50,080	13,200	20.9%	COPR	HORWITH	JTLX74
01/14/09	02/26/09	005124745	70524	29,960	50,440	(20,480)	-68.4%	COPR	HORWITH	JTLX74
01/14/09	02/26/09	005124746	70525	61,360	52,380	8,980	14.6%	COPR	HORWITH	CHUX198
01/14/09	02/26/09	005124747	70526	64,040	50,520	13,520	21.1%	COPR	HORWITH	CHUX198
01/14/09	02/26/09	005124748	70527	17,460	51,120	(33,660)	-192.8%	COPR	HORWITH	CHUX198
01/14/09	02/26/09	005124749	70528	62,660	51,880	10,780	17.2%	COPR	HORWITH	CHUX198
01/14/09	02/26/09	005124750	70529	39,680	51,880	(12,200)	-30.7%	COPR	HORWITH	CHUX272
01/14/09	02/26/09	005124751	70530	67,440	51,800	15,640	23.2%	COPR	HORWITH	CHUX272
01/14/09	02/26/09	005124752	70531	75,560	51,320	24,240	32.1%	COPR	HORWITH	CHUX272
01/14/09	02/26/09	005124753	70532	27,920	51,760	(23,840)	-85.4%	COPR	HORWITH	CHUX272
01/14/09	02/26/09	005124754	70533	42,260	49,440	(7,180)	-17.0%	COPR	HORWITH	CHUX188
01/14/09	02/26/09	005124755	70534	63,880	49,300	14,580	22.8%	COPR	HORWITH	CHUX188
01/14/09	02/26/09	005124756	70535	65,140	52,160	12,980	19.9%	COPR	HORWITH	CHUX188
01/14/09	02/26/09	005124757	70536	29,080	51,120	(22,040)	-75.8%	COPR	HORWITH	CHUX188
01/14/09	02/26/09	005124758	70537	38,560	49,560	(11,000)	-28.5%	COPR	HORWITH	CHUX333
01/14/09	02/26/09	005124759	70538	63,640	51,220	12,420	19.5%	COPR	HORWITH	CHUX333
01/14/09	02/26/09	005124760	70539	75,380	49,780	25,600	34.0%	COPR	HORWITH	CHUX333
01/14/09	02/26/09	005124761	70540	25,900	51,940	(26,040)	-100.5%	COPR	HORWITH	CHUX333
01/14/09	02/26/09	005124762	70541	25,660	50,140	(24,480)	-95.4%	COPR	HORWITH	CEFX35835
01/14/09	02/26/09	005124763	70542	75,100	50,980	24,120	32.1%	COPR	HORWITH	CEFX35835
01/14/09	02/26/09	005124764	70543	74,960	52,480	22,480	30.0%	COPR	HORWITH	CEFX35835
01/14/09	02/26/09	005124765	70544	32,580	50,920	(18,340)	-56.3%	COPR	HORWITH	CHUX259
01/14/09	02/26/09	005124766	70545	29,440	50,160	(20,720)	-70.4%	COPR	HORWITH	CEFX35835
01/15/09	02/26/09	005124767	70546	65,800	49,440	16,360	24.9%	COPR	HORWITH	CHUX259
01/15/09	02/26/09	005124768	70547	67,360	49,080	18,280	27.1%	COPR	HORWITH	CHUX259
01/15/09	02/26/09	005124769	70548	35,140	50,680	(15,540)	-44.2%	COPR	HORWITH	CHUX259
01/15/09	02/26/09	005124770	70549	28,240	49,900	(21,660)	-76.7%	COPR	HORWITH	CITX300109
01/15/09	02/26/09	005124771	70550	56,500	50,120	6,380	11.3%	COPR	HORWITH	CITX300109
01/15/09	02/26/09	005124772	70551	74,880	50,640	24,240	32.4%	COPR	HORWITH	CITX300109
01/15/09	02/26/09	005124773	70552	41,480	50,640	(9,160)	-22.1%	COPR	HORWITH	CITX300109
01/15/09	02/26/09	005124774	70553	18,760	51,080	(32,320)	-172.3%	COPR	HORWITH	JTLX30152
01/15/09	02/26/09	005124775	70554	65,300	52,260	13,040	20.0%	COPR	HORWITH	JTLX30152
01/15/09	02/26/09	005124777	70555	66,320	51,100	15,220	22.9%	COPR	HORWITH	JTLX30152
01/15/09	02/26/09	005124778	70556	55,620	48,920	6,700	12.0%	COPR	HORWITH	JTLX30152
01/15/09	02/26/09	005124779	70557	35,160	50,740	(15,580)	-44.3%	COPR	HORWITH	JTLX30161
01/15/09	02/26/09	005124780	70558	56,220	50,020	6,200	11.0%	COPR	HORWITH	JTLX30161
01/15/09	02/26/09	005124781	70559	65,480	48,300	17,180	26.2%	COPR	HORWITH	JTLX30161
01/15/09	02/26/09	005124782	70560	44,720	48,640	(3,920)	-8.8%	COPR	HORWITH	JTLX30161
01/15/09	02/09/09	005124783	70561	14,540	51,960	(37,420)	-257.4%	COPR	HORWITH	CHUX223
01/15/09	02/09/09	005124784	70562	65,960	49,720	16,240	24.6%	COPR	HORWITH	CHUX223
01/15/09	02/09/09	005124785	70563	70,060	49,820	20,240	28.9%	COPR	HORWITH	CHUX223
01/15/09	02/09/09	005124786	70564	50,820	49,500	1,320	2.6%	COPR	HORWITH	CHUX223
01/15/09	02/09/09	005124787	70565	62,580	49,460	13,120	21.0%	COPR	HORWITH	JTLX274
01/15/09	02/09/09	005124788	70566	62,260	49,280	12,980	20.8%	COPR	HORWITH	JTLX274
01/15/09	02/09/09	005124789	70567	20,600	50,100	(29,500)	-143.2%	COPR	HORWITH	JTLX274
01/15/09	02/09/09	005124790	70568	55,300	50,960	4,340	7.8%	COPR	HORWITH	JTLX274
01/15/09	02/09/09	005124791	70569	18,380	51,480	(33,100)	-180.1%	COPR	HORWITH	CEFX35840
01/15/09	02/09/09	005124792	70570	45,880	48,520	(2,640)	-5.8%	COPR	HORWITH	CEFX35840
01/15/09	02/09/09	005124793	70571	65,500	48,800	16,700	25.5%	COPR	HORWITH	CEFX35840
01/15/09	02/09/09	005124794	70572	65,820	48,280	17,540	26.6%	COPR	HORWITH	CEFX35840
01/15/09	02/09/09	005124795	70573	66,300	49,400	16,900	25.5%	COPR	HORWITH	JTLX30140
01/15/09	02/09/09	005124796	70574	74,940	49,720	25,220	33.7%	COPR	HORWITH	JTLX30140
01/15/09	02/09/09	005124797	70575	29,100	49,800	(20,700)	-71.1%	COPR	HORWITH	JTLX30140
01/15/09	02/09/09	005124798	70576	11,320	50,460	(39,140)	-345.8%	COPR	HORWITH	CHUX305
01/15/09	02/09/09	005124799	70577	29,120	50,460	(21,340)	-73.3%	COPR	HORWITH	JTLX30140
01/15/09	02/09/09	005124800	70578	75,340	50,400	24,940	33.1%	COPR	HORWITH	CHUX305
01/15/09	02/09/09	005124801	70579	67,000	50,320	16,680	24.9%	COPR	HORWITH	CHUX305
01/15/09	02/09/09	005124802	70580	74,260	49,900	24,360	32.8%	COPR	HORWITH	CHUX180
01/15/09	02/09/09	005124803	70581	51,580	52,520	(940)	-1.8%	COPR	HORWITH	CHUX305
01/15/09	02/09/09	005124804	70582	27,200	51,640	(24,440)	-89.9%	COPR	HORWITH	CHUX180
01/15/09	02/09/09	005124805	70583	65,640	49,380	16,260	24.8%	COPR	HORWITH	CHUX180
01/15/09	02/09/09	005124806	70584	37,120	49,500	(12,380)	-33.4%	COPR	HORWITH	CHUX180
01/15/09	02/09/09	005124807	70585	5,280	49,400	(44,120)	-835.6%	COPR	HORWITH	CHUX149
01/15/09	02/09/09	005124808	70586	74,800	51,320	23,480	31.4%	COPR	HORWITH	CHUX149
01/15/09	02/09/09	005124809	70587	74,820	51,120	23,700	31.7%	COPR	HORWITH	CHUX149
01/15/09	02/23/09	005124810	70588	55,880	52,280	3,600	6.4%	COPR	HORWITH	CHUX304
01/15/09	02/09/09	005124811	70589	39,120	52,120	(13,000)	-33.2%	COPR	HORWITH	CHUX149
01/15/09	02/23/09	005124812	70590	75,960	52,280	23,680	31.2%	COPR	HORWITH	CHUX304
01/15/09	02/23/09	005124813	70591	68,120	51,400	16,720	24.5%	COPR	HORWITH	CHUX304

Honeywell

HONEYWELL SA-7 USE HAZARDOUS WASTE TRACKING (2006)										
Date Shipped	Date of Return Manifest	State Manifest	Man. Doc #	Facilty Manifest Weight (lbs)	Estimated Weight (lbs)	Manifest - Estimate (lbs)	Manifest - Estimate (%)	Material	Transporter	RAILCAR #
01/15/09	02/23/09	005124814	70592	8,320	50,960	(42,640)	-512.5%	COPR	HORWITH	CHUX304
01/15/09	02/26/09	005124815	70593	37,000	50,620	(13,620)	-36.8%	COPR	HORWITH	NDYX320318
01/15/09	02/26/09	005124816	70594	75,640	50,120	25,520	33.7%	COPR	HORWITH	NDYX320318
01/15/09	02/26/09	005124817	70595	75,260	50,820	24,440	32.5%	COPR	HORWITH	NDYX320318
01/15/09	02/26/09	005124818	70596	68,420	50,760	17,660	25.8%	COPR	HORWITH	CHUX189
01/15/09	02/26/09	005124819	70597	14,760	50,720	(35,960)	-243.6%	COPR	HORWITH	NDYX320318
01/15/09	02/26/09	005124820	70598	20,420	49,780	(29,360)	-143.8%	COPR	HORWITH	CHUX189
01/15/09	02/26/09	005124821	70599	64,440	50,520	13,920	21.6%	COPR	HORWITH	CHUX189
01/16/09	02/26/09	005124822	70600	9,300	51,340	(42,040)	-452.0%	COPR	HORWITH	CITX300110
01/16/09	02/26/09	005124823	70601	77,340	51,700	25,640	33.2%	COPR	HORWITH	CITX300110
01/16/09	02/26/09	005124824	70602	68,460	51,720	16,740	24.5%	COPR	HORWITH	CITX300110
01/16/09	02/26/09	005124825	70603	47,640	51,220	(3,580)	-7.5%	COPR	HORWITH	CITX300110
01/16/09	02/26/09	005124826	70604	52,300	50,320	1,980	3.8%	COPR	HORWITH	CITX300112
01/16/09	02/26/09	005124827	70605	63,480	52,060	11,420	18.0%	COPR	HORWITH	CITX300112
01/16/09	02/26/09	005124828	70606	66,860	51,420	15,440	23.1%	COPR	HORWITH	CITX300112
01/16/09	02/26/09	005124829	70607	18,440	51,780	(33,340)	-180.8%	COPR	HORWITH	CITX300112
01/16/09	02/26/09	005124830	70608	62,720	50,200	12,520	20.0%	COPR	HORWITH	NDYX320344
01/16/09	02/26/09	005124831	70609	66,740	51,120	15,620	23.4%	COPR	HORWITH	NDYX320344
01/16/09	02/26/09	005124832	70610	34,120	50,500	(16,380)	-48.0%	COPR	HORWITH	NDYX320344
01/16/09	02/26/09	005124833	70611	34,100	49,980	(15,880)	-46.6%	COPR	HORWITH	NDYX320344
01/16/09	02/26/09	005124834	70612	6,020	49,460	(43,440)	-721.6%	COPR	HORWITH	JTLX30173
01/16/09	02/26/09	005124835	70613	73,000	51,320	21,680	29.7%	COPR	HORWITH	JTLX30173
01/16/09	02/26/09	005124836	70614	70,980	49,180	21,800	30.7%	COPR	HORWITH	JTLX30173
01/16/09	02/26/09	005124837	70615	48,220	52,260	(4,040)	-8.4%	COPR	HORWITH	JTLX30173
01/16/09	02/26/09	005124838	70616	74,320	52,100	22,220	29.9%	COPR	HORWITH	NDYX320426
01/16/09	02/26/09	005124839	70617	65,800	51,440	14,360	21.8%	COPR	HORWITH	NDYX320426
01/16/09	02/26/09	005124840	70618	30,440	51,860	(21,420)	-70.4%	COPR	HORWITH	NDYX320426
01/16/09	02/26/09	005124841	70619	30,460	51,160	(20,700)	-68.0%	COPR	HORWITH	NDYX320426
01/16/09	02/26/09	005124842	70620	18,260	51,580	(33,320)	-182.5%	COPR	HORWITH	JTLX30112
01/16/09	02/26/09	005124843	70621	66,560	51,340	15,220	22.9%	COPR	HORWITH	JTLX30112
01/16/09	02/26/09	005124844	70622	74,740	50,960	23,780	31.8%	COPR	HORWITH	JTLX30112
01/16/09	02/26/09	005124845	70623	41,860	51,380	(9,520)	-22.7%	COPR	HORWITH	JTLX30112
01/16/09	02/26/09	005124846	70624	27,440	50,560	(23,120)	-84.3%	COPR	HORWITH	CHUX141
01/16/09	02/26/09	005124847	70625	64,900	50,800	14,100	21.7%	COPR	HORWITH	CHUX141
01/16/09	02/26/09	005124848	70626	66,840	52,260	14,580	21.8%	COPR	HORWITH	CHUX141
01/16/09	02/26/09	005124849	70627	44,720	51,920	(7,200)	-16.1%	COPR	HORWITH	CHUX141
01/16/09	02/26/09	005124850	70628	37,460	49,300	(11,840)	-31.6%	COPR	HORWITH	JTLX30157
01/16/09	02/26/09	005124851	70629	66,500	51,860	14,640	22.0%	COPR	HORWITH	JTLX30157
01/16/09	02/26/09	005124852	70630	56,560	51,320	5,240	9.3%	COPR	HORWITH	JTLX30157
01/16/09	02/26/09	005124853	70631	39,480	51,080	(11,600)	-29.4%	COPR	HORWITH	JTLX30157
01/16/09	02/26/09	005124854	70632	23,260	50,380	(27,120)	-116.6%	COPR	HORWITH	CHUX232
01/16/09	02/26/09	005124855	70633	68,500	50,800	17,700	25.8%	COPR	HORWITH	CHUX232
01/16/09	02/26/09	005124856	70634	27,600	52,260	(24,660)	-89.3%	COPR	HORWITH	CHUX232
01/16/09	02/26/09	005124857	70635	42,920	48,000	(5,080)	-11.8%	COPR	HORWITH	CHUX189
01/16/09	02/26/09	005124858	70636	81,140	51,220	29,920	36.9%	COPR	HORWITH	CHUX232
01/16/09	02/26/09	005124859	70637	66,000	52,520	13,480	20.4%	COPR	HORWITH	CHUX135
01/16/09	02/26/09	005124860	70638	35,320	50,940	(15,620)	-44.2%	COPR	HORWITH	CHUX135
01/16/09	02/26/09	005124861	70639	75,120	50,920	24,200	32.2%	COPR	HORWITH	CHUX135
01/16/09	02/26/09	005124862	70640	24,020	50,260	(26,240)	-109.2%	COPR	HORWITH	CHUX135
01/16/09	02/26/09	005124863	70641	51,040	49,820	1,220	2.4%	COPR	HORWITH	CEFX35825
01/16/09	02/26/09	005124864	70642	67,460	51,900	15,560	23.1%	COPR	HORWITH	CEFX35825
01/16/09	02/26/09	005124865	70643	13,740	51,980	(38,240)	-278.3%	COPR	HORWITH	CEFX35825
01/16/09	02/26/09	005124866	70644	66,820	50,960	15,860	23.7%	COPR	HORWITH	CEFX35825
01/16/09	02/26/09	005124867	70645	62,560	49,760	12,800	20.5%	COPR	HORWITH	CEFX35846
01/16/09	02/26/09	005124868	70646	31,480	50,140	(18,660)	-59.3%	COPR	HORWITH	CEFX35846
01/16/09	02/26/09	005124869	70647	76,260	52,060	24,200	31.7%	COPR	HORWITH	CEFX35846
01/16/09	02/26/09	005124870	70648	31,480	51,640	(20,160)	-64.0%	COPR	HORWITH	CEFX35846
01/16/09	02/26/09	005124871	70649	67,100	51,240	15,860	23.6%	COPR	HORWITH	JTLX30138
01/16/09	02/26/09	005124872	70650	75,920	51,240	24,680	32.5%	COPR	HORWITH	JTLX30138
01/16/09	02/26/09	005124873	70651	27,140	51,100	(23,960)	-88.3%	COPR	HORWITH	JTLX30138
01/16/09	02/26/09	005124874	70652	27,140	51,520	(24,380)	-89.8%	COPR	HORWITH	JTLX30138
01/16/09	02/26/09	005124875	70653	67,760	50,900	16,860	24.9%	COPR	HORWITH	JTLX239
01/19/09	02/23/09	005124876	70654	60,860	49,000	11,860	19.5%	COPR	HORWITH	CITX300151
01/19/09	02/23/09	005124877	70655	66,360	50,840	15,520	23.4%	COPR	HORWITH	CITX300151
01/19/09	02/23/09	005124878	70656	66,420	51,720	14,700	22.1%	COPR	HORWITH	CITX300151
01/19/09	02/23/09	005124879	70657	7,280	50,680	(43,400)	-596.2%	COPR	HORWITH	CITX300151
01/19/09	02/23/09	005124880	70658	56,640	51,460	5,180	9.1%	COPR	HORWITH	CITX300111
01/19/09	02/23/09	005124881	70659	76,000	50,640	25,360	33.4%	COPR	HORWITH	CITX300111
01/19/09	02/23/09	005124882	70660	34,260	50,320	(16,060)	-46.9%	COPR	HORWITH	CITX300111
01/19/09	02/23/09	005124883	70661	34,260	50,440	(16,180)	-47.2%	COPR	HORWITH	CITX300111
01/19/09	02/23/09	005124884	70662	66,460	51,120	15,340	23.1%	COPR	HORWITH	CHUX163
01/19/09	02/23/09	005124885	70663	56,400	50,920	5,480	9.7%	COPR	HORWITH	CHUX163
01/19/09	02/23/09	005124886	70664	66,080	51,120	14,960	22.6%	COPR	HORWITH	CHUX163
01/19/09	02/23/09	005124887	70665	9,220	51,620	(42,400)	-459.9%	COPR	HORWITH	CHUX163

HONEYWELL SA-7 USE HAZARDOUS WASTE TRACKING (2006)										
Date Shipped	Date of Return Manifest	State Manifest	Man. Doc #	Facilty Manifest Weight (lbs)	Estimated Weight (lbs)	Manifest - Estimate (lbs)	Manifest - Estimate (%)	Material	Transporter	RAILCAR #
01/19/09	02/23/09	005124888	70666	67,320	50,080	17,240	25.6%	COPR	HORWITH	CHUX329
01/19/09	02/23/09	005124889	70667	66,440	50,760	15,680	23.6%	COPR	HORWITH	CHUX329
01/19/09	02/23/09	005124890	70668	33,460	50,660	(17,200)	-51.4%	COPR	HORWITH	CHUX329
01/19/09	02/23/09	005124891	70669	33,480	48,020	(14,540)	-43.4%	COPR	HORWITH	CHUX329
01/19/09	02/26/09	005124892	70670	65,580	48,340	17,240	26.3%	COPR	HORWITH	CHUX171
01/19/09	02/26/09	005124893	70671	64,940	49,220	15,720	24.2%	COPR	HORWITH	CHUX171
01/19/09	02/26/09	005124894	70672	33,580	50,120	(16,540)	-49.3%	COPR	HORWITH	CHUX171
01/19/09	02/26/09	005124895	70673	33,580	51,120	(17,540)	-52.2%	COPR	HORWITH	CHUX171
01/19/09	02/23/09	005124896	70674	74,980	49,860	25,120	33.5%	COPR	HORWITH	CEFX35240
01/19/09	02/23/09	005124897	70675	66,380	49,600	16,780	25.3%	COPR	HORWITH	CEFX35240
01/19/09	02/23/09	005124898	70676	31,820	51,820	(20,000)	-62.9%	COPR	HORWITH	CEFX35240
01/19/09	02/23/09	005124899	70677	31,840	51,380	(19,540)	-61.4%	COPR	HORWITH	CEFX35240
01/19/09	02/23/09	005124900	70678	66,660	50,820	15,840	23.8%	COPR	HORWITH	JTLX254
01/19/09	02/23/09	005124901	70679	39,380	48,540	(9,160)	-23.3%	COPR	HORWITH	JTLX254
01/19/09	02/23/09	005124902	70680	68,100	50,340	17,760	26.1%	COPR	HORWITH	JTLX254
01/19/09	02/23/09	005124903	70681	25,960	50,420	(24,460)	-94.2%	COPR	HORWITH	JTLX254
01/19/09	02/26/09	005124904	70682	16,540	50,300	(33,760)	-204.1%	COPR	HORWITH	JTLX252
01/19/09	02/26/09	005124905	70683	67,840	50,680	17,160	25.3%	COPR	HORWITH	JTLX252
01/19/09	02/26/09	005124906	70684	74,720	49,560	25,160	33.7%	COPR	HORWITH	JTLX252
01/19/09	02/26/09	005124907	70685	75,200	49,200	26,000	34.6%	COPR	HORWITH	JTLX30127
01/19/09	02/26/09	005124908	70686	67,660	50,240	17,420	25.7%	COPR	HORWITH	JTLX30127
01/19/09	02/26/09	005124909	70687	27,780	51,540	(23,760)	-85.5%	COPR	HORWITH	JTLX30127
01/19/09	02/26/09	005124910	70688	27,780	51,080	(23,300)	-83.9%	COPR	HORWITH	JTLX30127
01/19/09	02/26/09	005124911	70689	65,060	51,160	13,900	21.4%	COPR	HORWITH	CITX300143
01/19/09	02/26/09	005124912	70690	33,220	51,800	(18,580)	-55.9%	COPR	HORWITH	CITX300143
01/19/09	02/26/09	005124913	70691	66,880	49,480	17,400	26.0%	COPR	HORWITH	CITX300143
01/19/09	02/26/09	005124914	70692	24,600	51,320	(26,720)	-108.6%	COPR	HORWITH	CEFX35802
01/19/09	02/26/09	005124915	70693	33,220	51,320	(18,100)	-54.5%	COPR	HORWITH	CITX300143
01/19/09	02/26/09	005124916	70694	55,680	51,440	4,240	7.6%	COPR	HORWITH	CEFX35802
01/19/09	02/26/09	005124917	70695	64,240	52,020	12,220	19.0%	COPR	HORWITH	CEFX35802
01/19/09	02/26/09	005124918	70696	64,680	50,620	14,060	21.7%	COPR	HORWITH	CEFX35802
01/19/09	02/26/09	005124919	70697	41,880	50,500	(8,620)	-20.6%	COPR	HORWITH	JTLX252
01/19/09	02/26/09	005124920	70698	14,500	49,920	(35,420)	-244.3%	COPR	HORWITH	CHUX248
01/19/09	02/26/09	005124921	70699	64,120	50,420	13,700	21.4%	COPR	HORWITH	CHUX248
01/19/09	02/26/09	005124922	70700	66,780	51,320	15,460	23.2%	COPR	HORWITH	CHUX248
01/19/09	02/26/09	005124923	70701	58,660	50,120	8,540	14.6%	COPR	HORWITH	CHUX248
01/19/09	02/26/09	005124924	70702	21,040	51,320	(30,280)	-143.9%	COPR	HORWITH	JTLX30167
01/19/09	02/26/09	005124925	70703	65,660	51,000	14,660	22.3%	COPR	HORWITH	JTLX30167
01/19/09	02/26/09	005124926	70704	66,640	51,340	15,300	23.0%	COPR	HORWITH	JTLX30167
01/19/09	02/26/09	005124927	70705	48,540	49,000	(460)	-0.9%	COPR	HORWITH	JTLX30167
01/19/09	02/26/09	005124928	70706	19,160	51,180	(32,020)	-167.1%	COPR	HORWITH	JTLX239
01/19/09	02/26/09	005124929	70707	68,000	52,400	15,600	22.9%	COPR	HORWITH	JTLX239
01/19/09	02/26/09	005124930	70708	67,840	49,260	18,580	27.4%	COPR	HORWITH	JTLX239
01/19/09	02/26/09	005124931	70709	46,800	51,100	(4,300)	-9.2%	COPR	HORWITH	JTLX239
01/19/09	02/26/09	005124932	70710	76,640	51,640	25,000	32.6%	COPR	HORWITH	JTLX30171
01/19/09	02/26/09	005124933	70711	28,760	50,560	(21,800)	-75.8%	COPR	HORWITH	JTLX30171
01/19/09	02/26/09	005124934	70712	28,740	50,560	(21,820)	-75.9%	COPR	HORWITH	JTLX30171
01/19/09	02/23/09	005124935	70713	17,920	52,400	(34,480)	-192.4%	COPR	HORWITH	CEFX35869
01/19/09	02/23/09	005124936	70714	67,060	50,180	16,880	25.2%	COPR	HORWITH	CEFX35869
01/20/09	02/23/09	005124937	70715	23,500	49,120	(25,620)	-109.0%	COPR	HORWITH	DJLX98508
01/20/09	02/23/09	005124938	70716	20,860	50,440	(29,580)	-141.8%	COPR	HORWITH	CITX300159
01/20/09	02/23/09	005124939	70717	66,720	50,120	16,600	24.9%	COPR	HORWITH	CITX300159
01/20/09	02/23/09	005124940	70718	76,120	50,580	25,540	33.6%	COPR	HORWITH	CITX300159
01/20/09	02/23/09	005124941	70719	33,400	48,660	(15,260)	-45.7%	COPR	HORWITH	CITX300159
01/20/09	02/23/09	005124942	70720	64,340	51,300	13,040	20.3%	COPR	HORWITH	DJLX98508
01/20/09	02/23/09	005124943	70721	66,760	50,420	16,340	24.5%	COPR	HORWITH	DJLX98508
01/20/09	02/23/09	005124944	70722	76,960	52,240	24,720	32.1%	COPR	HORWITH	CITX300026
01/20/09	02/23/09	005124945	70723	44,340	49,940	(5,600)	-12.6%	COPR	HORWITH	DJLX98508
01/20/09	02/23/09	005124946	70724	8,420	50,720	(42,300)	-502.4%	COPR	HORWITH	CITX300026
01/20/09	02/23/09	005124947	70725	67,500	51,120	16,380	24.3%	COPR	HORWITH	CITX300026
01/20/09	02/23/09	005124948	70726	52,500	52,320	180	0.3%	COPR	HORWITH	CITX300026
01/20/09	02/26/09	005124949	70727	16,340	52,080	(35,740)	-218.7%	COPR	HORWITH	NDYX320467
01/20/09	02/26/09	005124950	70728	67,060	51,380	15,680	23.4%	COPR	HORWITH	NDYX320467
01/20/09	02/26/09	005124951	70729	58,620	52,040	6,580	11.2%	COPR	HORWITH	NDYX320467
01/20/09	02/26/09	005124952	70730	62,940	51,100	11,840	18.8%	COPR	HORWITH	NDYX320467
01/20/09	02/23/09	005124953	70731	12,880	50,600	(37,720)	-292.9%	COPR	HORWITH	CEFX35241
01/20/09	02/23/09	005124954	70732	66,260	49,460	16,800	25.4%	COPR	HORWITH	CEFX35241
01/20/09	02/23/09	005124955	70733	64,040	49,800	14,240	22.2%	COPR	HORWITH	CEFX35241
01/20/09	02/23/09	005124956	70734	56,880	48,960	7,920	13.9%	COPR	HORWITH	CEFX35241
01/20/09	02/23/09	005124957	70735	64,300	49,500	14,800	23.0%	COPR	HORWITH	CEFX35869
01/20/09	02/23/09	005124958	70736	56,280	49,320	6,960	12.4%	COPR	HORWITH	CEFX35869
01/20/09	02/23/09	005124959	70737	12,040	50,780	(38,740)	-321.8%	COPR	HORWITH	JTLX30145
01/20/09	02/23/09	005124960	70738	75,860	52,100	23,760	31.3%	COPR	HORWITH	JTLX30145
01/20/09	02/23/09	005124961	70739	75,720	50,100	25,620	33.8%	COPR	HORWITH	JTLX30145

HONEYWELL SA-7 USE HAZARDOUS WASTE TRACKING (2006)										
Date Shipped	Date of Return Manifest	State Manifest	Man. Doc #	Facilty Manifest Weight (lbs)	Estimated Weight (lbs)	Manifest - Estimate (lbs)	Manifest - Estimate (%)	Material	Transporter	RAILCAR #
01/20/09	02/23/09	005124962	70740	31,920	50,680	(18,760)	-58.8%	COPR	HORWITH	JTLX30145
01/20/09	02/26/09	005124963	70741	10,020	51,600	(41,580)	-415.0%	COPR	HORWITH	DJLX98506
01/20/09	02/26/09	005124964	70742	76,180	50,540	25,640	33.7%	COPR	HORWITH	DJLX98506
01/20/09	02/26/09	005124965	70743	66,420	49,500	16,920	25.5%	COPR	HORWITH	DJLX98506
01/20/09	02/26/09	005124966	70744	47,340	48,300	(960)	-2.0%	COPR	HORWITH	DJLX98506
01/20/09	02/23/09	005124967	70745	43,280	50,600	(7,320)	-16.9%	COPR	HORWITH	CEFX35832
01/20/09	02/23/09	005124968	70746	76,200	48,820	27,380	35.9%	COPR	HORWITH	CHUX179
01/20/09	02/23/09	005124969	70747	75,240	48,920	26,320	35.0%	COPR	HORWITH	CHUX179
01/20/09	02/23/09	005124970	70748	24,220	51,500	(27,280)	-112.6%	COPR	HORWITH	CHUX179
01/20/09	02/23/09	005124971	70749	67,860	50,600	17,260	25.4%	COPR	HORWITH	CHUX265
01/20/09	02/23/09	005124972	70750	24,220	50,900	(26,680)	-110.2%	COPR	HORWITH	CHUX179
01/20/09	02/23/09	005124973	70751	9,600	49,220	(39,620)	-412.7%	COPR	HORWITH	CHUX265
01/20/09	02/23/09	005124974	70752	77,000	50,240	26,760	34.8%	COPR	HORWITH	CHUX265
01/20/09	02/23/09	005124975	70753	41,780	48,500	(6,720)	-16.1%	COPR	HORWITH	CHUX265
01/20/09	02/23/09	005124976	70754	66,640	51,120	15,520	23.3%	COPR	HORWITH	CHUX302
01/20/09	02/23/09	005124977	70755	77,240	48,640	28,600	37.0%	COPR	HORWITH	CHUX302
01/20/09	02/23/09	005124978	70756	29,440	52,280	(22,840)	-77.6%	COPR	HORWITH	CHUX302
01/20/09	02/23/09	005124979	70757	29,460	51,420	(21,960)	-74.5%	COPR	HORWITH	CHUX302
01/20/09	02/23/09	005124980	70758	68,640	51,280	17,360	25.3%	COPR	HORWITH	JTLX30146
01/20/09	02/23/09	005124981	70759	34,760	50,360	(15,600)	-44.9%	COPR	HORWITH	JTLX30146
01/20/09	02/23/09	005124982	70760	24,360	50,360	(26,000)	-106.7%	COPR	HORWITH	JTLX30146
01/20/09	02/23/09	005124983	70761	76,840	52,180	24,660	32.1%	COPR	HORWITH	JTLX30146
01/20/09	02/23/09	005124984	70762	67,000	51,620	15,380	23.0%	COPR	HORWITH	CEFX35832
01/20/09	02/23/09	005124985	70763	76,540	51,220	25,320	33.1%	COPR	HORWITH	CEFX35832
01/20/09	02/23/09	005124986	70764	60,820	52,300	8,520	14.0%	COPR	HORWITH	CITX300104
01/20/09	02/23/09	005124987	70765	16,180	51,300	(35,120)	-217.1%	COPR	HORWITH	CEFX35832
01/20/09	02/23/09	005124988	70766	67,480	51,280	16,200	24.0%	COPR	HORWITH	CITX300104
01/20/09	02/23/09	005124989	70767	67,080	52,100	14,980	22.3%	COPR	HORWITH	CITX300104
01/20/09	02/23/09	005124992	70768	9,240	51,740	(42,500)	-460.0%	COPR	HORWITH	CITX300104
01/20/09	02/23/09	005124993	70769	67,680	52,560	15,120	22.3%	COPR	HORWITH	CITX300167
01/20/09	02/23/09	005124994	70770	68,540	52,620	15,920	23.2%	COPR	HORWITH	CITX300167
01/20/09	02/23/09	005124995	70771	34,680	51,540	(16,860)	-48.6%	COPR	HORWITH	CITX300167
01/20/09	02/23/09	005124996	70772	34,700	49,600	(14,900)	-42.9%	COPR	HORWITH	CITX300167
01/20/09	02/26/09	005124997	70773	31,800	50,000	(18,200)	-57.2%	COPR	HORWITH	NDYX320337
01/20/09	02/26/09	005124998	70774	67,080	50,140	16,940	25.3%	COPR	HORWITH	NDYX320337
01/20/09	02/26/09	005124999	70775	64,520	52,040	12,480	19.3%	COPR	HORWITH	NDYX320337
01/20/09	02/26/09	005125000	70776	31,780	50,200	(18,420)	-58.0%	COPR	HORWITH	NDYX320337
01/21/09	02/26/09	005125001	70777	10,840	48,740	(37,900)	-349.6%	COPR	HORWITH	CHUX271
01/21/09	02/26/09	005125002	70778	64,820	51,600	13,220	20.4%	COPR	HORWITH	CHUX271
01/21/09	02/26/09	005125003	70779	66,860	51,720	15,140	22.6%	COPR	HORWITH	CHUX271
01/21/09	02/26/09	005125004	70780	63,440	50,440	13,000	20.5%	COPR	HORWITH	CHUX271
01/21/09	02/26/09	005125005	70781	67,940	48,800	19,140	28.2%	COPR	HORWITH	CHUX239
01/21/09	02/26/09	005125006	70782	67,500	51,120	16,380	24.3%	COPR	HORWITH	CHUX239
01/21/09	02/26/09	005125007	70783	28,460	49,140	(20,680)	-72.7%	COPR	HORWITH	CHUX239
01/21/09	02/26/09	005125008	70784	28,460	50,820	(22,360)	-78.6%	COPR	HORWITH	CHUX239
01/21/09	02/26/09	005125009	70785	67,080	51,820	15,260	22.7%	COPR	HORWITH	CHUX247
01/21/09	02/26/09	005125010	70786	64,160	52,120	12,040	18.8%	COPR	HORWITH	CHUX247
01/21/09	02/26/09	005125011	70787	38,340	50,880	(12,540)	-32.7%	COPR	HORWITH	CHUX247
01/21/09	02/26/09	005125012	70788	38,340	48,820	(10,480)	-27.3%	COPR	HORWITH	CHUX247
01/21/09	02/26/09	005125013	70789	76,820	50,340	26,480	34.5%	COPR	HORWITH	JTLX156
01/21/09	02/26/09	005125014	70790	67,000	51,120	15,880	23.7%	COPR	HORWITH	JTLX156
01/21/09	02/26/09	005125015	70791	33,580	51,560	(17,980)	-53.5%	COPR	HORWITH	JTLX156
01/21/09	02/26/09	005125016	70792	33,600	51,600	(18,000)	-53.6%	COPR	HORWITH	JTLX156
01/21/09	02/26/09	005125017	70793	64,720	51,780	12,940	20.0%	COPR	HORWITH	JTLX30124
01/21/09	02/26/09	005125018	70794	76,060	50,200	25,860	34.0%	COPR	HORWITH	JTLX30124
01/21/09	02/26/09	005125019	70795	25,300	48,520	(23,220)	-91.8%	COPR	HORWITH	JTLX30124
01/21/09	02/26/09	005125020	70796	25,320	48,420	(23,100)	-91.2%	COPR	HORWITH	JTLX30124
01/21/09	02/26/09	005125021	70797	17,780	48,260	(30,480)	-171.4%	COPR	HORWITH	CHUX113
01/21/09	02/26/09	005125022	70798	60,820	48,800	12,020	19.8%	COPR	HORWITH	CHUX113
01/21/09	02/26/09	005125023	70799	67,640	49,520	18,120	26.8%	COPR	HORWITH	CHUX113
01/21/09	02/26/09	005125024	70800	50,560	50,600	(40)	-0.1%	COPR	HORWITH	CHUX113
01/21/09	02/23/09	005125025	70801	17,760	51,400	(33,640)	-189.4%	COPR	HORWITH	CITX300041
01/21/09	02/23/09	005125026	70802	66,740	50,420	16,320	24.5%	COPR	HORWITH	CITX300041
01/21/09	02/23/09	005125027	70803	65,280	51,120	14,160	21.7%	COPR	HORWITH	CITX300041
01/21/09	02/23/09	005125028	70804	56,280	51,180	5,100	9.1%	COPR	HORWITH	CITX300041
01/21/09	02/23/09	005125029	70805	30,600	51,660	(21,060)	-68.8%	COPR	HORWITH	CITX300126
01/21/09	02/23/09	005125030	70806	75,420	51,520	23,900	31.7%	COPR	HORWITH	CITX300126
01/21/09	02/23/09	005125031	70807	75,760	51,360	24,400	32.2%	COPR	HORWITH	CITX300126
01/21/09	02/26/09	005125032	70808	64,880	49,140	15,740	24.3%	COPR	HORWITH	JTLX30159
01/21/09	02/26/09	005125033	70809	76,820	50,760	26,060	33.9%	COPR	HORWITH	JTLX30159
01/21/09	02/26/09	005125034	70810	25,860	49,660	(23,800)	-92.0%	COPR	HORWITH	JTLX30159
01/21/09	02/26/09	005125035	70811	25,860	51,160	(25,300)	-97.8%	COPR	HORWITH	JTLX30159
01/21/09	02/23/09	005125036	70812	12,740	50,020	(37,280)	-292.6%	COPR	HORWITH	JTLX118
01/21/09	02/23/09	005125037	70813	63,260	50,600	12,660	20.0%	COPR	HORWITH	JTLX118

HONEYWELL SA-7 USE HAZARDOUS WASTE TRACKING (2006)										
Date Shipped	Date of Return Manifest	State Manifest	Man. Doc #	Facilty Manifest Weight (lbs)	Estimated Weight (lbs)	Manifest - Estimate (lbs)	Manifest - Estimate (%)	Material	Transporter	RAILCAR #
01/21/09	02/23/09	005125038	70814	62,820	49,360	13,460	21.4%	COPR	HORWITH	JTLX118
01/21/09	02/26/09	005125039	70815	36,240	49,700	(13,460)	-37.1%	COPR	HORWITH	NDYX320465
01/21/09	02/23/09	005125040	70816	66,940	50,120	16,820	25.1%	COPR	HORWITH	JTLX118
01/21/09	02/26/09	005125041	70817	67,980	50,180	17,800	26.2%	COPR	HORWITH	NDYX320465
01/21/09	02/26/09	005125042	70818	68,220	50,820	17,400	25.5%	COPR	HORWITH	NDYX320465
01/21/09	02/26/09	005125043	70819	27,700	50,980	(23,280)	-84.0%	COPR	HORWITH	NDYX320465
01/21/09	02/23/09	005125044	70820	15,680	51,820	(36,140)	-230.5%	COPR	HORWITH	JTLX30119
01/21/09	02/23/09	005125045	70821	67,120	49,160	17,960	26.8%	COPR	HORWITH	JTLX30119
01/21/09	02/23/09	005125046	70822	64,600	51,660	12,940	20.0%	COPR	HORWITH	JTLX30119
01/21/09	02/23/09	005125047	70823	54,320	50,220	4,100	7.5%	COPR	HORWITH	JTLX30119
01/21/09	02/23/09	005125048	70824	35,460	52,220	(16,760)	-47.3%	COPR	HORWITH	CHUX153
01/21/09	02/23/09	005125049	70825	75,760	51,720	24,040	31.7%	COPR	HORWITH	CHUX153
01/21/09	02/23/09	005125050	70826	75,160	49,940	25,220	33.6%	COPR	HORWITH	CHUX153
01/21/09	02/23/09	005125051	70827	16,080	50,000	(33,920)	-210.9%	COPR	HORWITH	CHUX153
01/21/09	02/26/09	005125052	70828	37,060	50,160	(13,100)	-35.3%	COPR	HORWITH	JTLX177
01/21/09	02/26/09	005125053	70829	66,880	50,420	16,460	24.6%	COPR	HORWITH	JTLX177
01/21/09	02/26/09	005125054	70830	67,900	49,780	18,120	26.7%	COPR	HORWITH	JTLX177
01/21/09	02/26/09	005125055	70831	46,080	51,020	(4,940)	-10.7%	COPR	HORWITH	CEFX35842
01/21/09	02/26/09	005125056	70832	31,960	50,220	(18,260)	-57.1%	COPR	HORWITH	JTLX177
01/21/09	02/23/09	005125057	70833	20,700	49,220	(28,520)	-137.8%	COPR	HORWITH	CITX300126
01/21/09	02/26/09	005125058	70834	66,140	50,940	15,200	23.0%	COPR	HORWITH	CEFX35842
01/21/09	02/26/09	005125059	70835	55,720	49,740	5,980	10.7%	COPR	HORWITH	CEFX35842
01/21/09	02/26/09	005125060	70836	30,320	50,180	(19,860)	-65.5%	COPR	HORWITH	CEFX35842
01/21/09	02/23/09	005125061	70837	56,720	49,900	6,820	12.0%	COPR	HORWITH	JTLX194
01/21/09	02/23/09	005125062	70838	67,880	49,820	18,060	26.6%	COPR	HORWITH	JTLX194
01/22/09	02/23/09	005125063	70839	33,620	48,380	(14,760)	-43.9%	COPR	HORWITH	JTLX194
01/22/09	02/23/09	005125064	70840	33,640	49,660	(16,020)	-47.6%	COPR	HORWITH	JTLX194
01/22/09	02/23/09	005125065	70841	55,060	50,520	4,540	8.2%	COPR	HORWITH	JTLX127
01/22/09	02/23/09	005125066	70842	66,460	50,920	15,540	23.4%	COPR	HORWITH	JTLX127
01/22/09	02/23/09	005125067	70843	66,540	50,520	16,020	24.1%	COPR	HORWITH	JTLX127
01/22/09	02/23/09	005125068	70844	10,020	49,720	(39,700)	-396.2%	COPR	HORWITH	JTLX127
01/22/09	02/26/09	005125069	70845	20,820	52,300	(31,480)	-151.2%	COPR	HORWITH	DJLX98548
01/22/09	02/26/09	005125070	70846	66,920	49,300	17,620	26.3%	COPR	HORWITH	DJLX98548
01/22/09	02/26/09	005125071	70847	76,000	49,920	26,080	34.3%	COPR	HORWITH	DJLX98548
01/22/09	02/26/09	005125072	70848	37,420	51,560	(14,140)	-37.8%	COPR	HORWITH	DJLX98548
01/22/09	02/26/09	005125073	70849	19,580	50,520	(30,940)	-158.0%	COPR	HORWITH	CITX300119
01/22/09	02/26/09	005125074	70850	65,840	49,780	16,060	24.4%	COPR	HORWITH	CITX300119
01/22/09	02/26/09	005125075	70851	63,460	49,320	14,140	22.3%	COPR	HORWITH	CITX300119
01/22/09	02/26/09	005125076	70852	44,260	48,800	(4,540)	-10.3%	COPR	HORWITH	CITX300119
01/22/09	02/26/09	005125077	70853	75,000	49,220	25,780	34.4%	COPR	HORWITH	CITX300145
01/22/09	02/26/09	005125078	70854	67,040	50,000	17,040	25.4%	COPR	HORWITH	CITX300145
01/22/09	02/26/09	005125079	70855	22,840	49,980	(27,140)	-118.8%	COPR	HORWITH	CITX300145
01/22/09	02/26/09	005125080	70856	22,840	49,740	(26,900)	-117.8%	COPR	HORWITH	CITX300145
01/22/09	02/26/09	005125081	70857	66,940	50,200	16,740	25.0%	COPR	HORWITH	CITX300100
01/22/09	02/26/09	005125082	70858	75,780	51,800	23,980	31.6%	COPR	HORWITH	CITX300100
01/22/09	02/26/09	005125083	70859	34,000	49,060	(15,060)	-44.3%	COPR	HORWITH	CITX300100
01/22/09	02/26/09	005125084	70860	33,980	50,360	(16,380)	-48.2%	COPR	HORWITH	CITX300100
01/22/09	02/26/09	005125085	70861	29,560	48,600	(19,040)	-64.4%	COPR	HORWITH	JTLX30141
01/22/09	02/26/09	005125086	70862	65,480	48,700	16,780	25.6%	COPR	HORWITH	JTLX30141
01/22/09	02/26/09	005125087	70863	67,100	48,000	19,100	28.5%	COPR	HORWITH	JTLX30141
01/22/09	02/26/09	005125088	70864	30,780	50,620	(19,840)	-64.5%	COPR	HORWITH	JTLX30141
01/22/09	02/26/09	005125089	70865	30,160	50,820	(20,660)	-68.5%	COPR	HORWITH	NDYX320320
01/22/09	02/26/09	005125090	70866	66,040	50,300	15,740	23.8%	COPR	HORWITH	NDYX320320
01/22/09	02/26/09	005125091	70867	65,640	49,860	15,780	24.0%	COPR	HORWITH	NDYX320320
01/22/09	02/26/09	005125092	70868	36,140	51,480	(15,340)	-42.4%	COPR	HORWITH	NDYX320320
01/22/09	02/26/09	005125093	70869	36,820	51,800	(14,980)	-40.7%	COPR	HORWITH	JTLX30126
01/22/09	03/05/09	005125094	70870	6,820	49,620	(42,800)	-627.6%	COPR	HORWITH	CITX300157
01/22/09	03/05/09	005125095	70871	66,500	50,960	15,540	23.4%	COPR	HORWITH	CITX300157
01/22/09	03/05/09	005125096	70872	64,980	51,200	13,780	21.2%	COPR	HORWITH	CITX300157
01/22/09	03/05/09	005125097	70873	67,020	50,900	16,120	24.1%	COPR	HORWITH	CITX300157
01/22/09	02/26/09	005125098	70874	18,440	48,920	(30,480)	-165.3%	COPR	HORWITH	CHUX240
01/22/09	02/26/09	005125099	70875	67,780	49,400	18,380	27.1%	COPR	HORWITH	CHUX240
01/22/09	02/26/09	005125100	70876	66,960	50,680	16,280	24.3%	COPR	HORWITH	CHUX240
01/22/09	02/26/09	005125101	70877	45,260	49,560	(4,300)	-9.5%	COPR	HORWITH	CHUX240
01/22/09	02/26/09	005125102	70878	68,260	50,120	18,140	26.6%	COPR	HORWITH	JTLX30142
01/22/09	02/26/09	005125103	70879	42,420	52,020	(9,600)	-22.6%	COPR	HORWITH	JTLX30142
01/22/09	02/26/09	005125104	70880	76,020	49,000	27,020	35.5%	COPR	HORWITH	JTLX30142
01/22/09	02/26/09	005125105	70881	66,420	49,580	16,840	25.4%	COPR	HORWITH	JTLX30126
01/22/09	02/26/09	005125106	70882	14,280	50,240	(35,960)	-251.8%	COPR	HORWITH	JTLX30142
01/22/09	02/23/09	005125107	70883	36,560	50,440	(13,880)	-38.0%	COPR	HORWITH	CITX300153
01/22/09	02/23/09	005125108	70884	67,460	50,520	16,940	25.1%	COPR	HORWITH	CITX300153
01/22/09	02/23/09	005125109	70885	66,980	50,500	16,480	24.6%	COPR	HORWITH	CITX300153
01/22/09	02/23/09	005125110	70886	33,340	51,000	(17,660)	-53.0%	COPR	HORWITH	CITX300153
01/22/09	02/26/09	005125111	70887	56,000	52,040	3,960	7.1%	COPR	HORWITH	CEFX35849

HONEYWELL SA-7 USE HAZARDOUS WASTE TRACKING (2006)										
Date Shipped	Date of Return Manifest	State Manifest	Man. Doc #	Facilty Manifest Weight (lbs)	Estimated Weight (lbs)	Manifest - Estimate (lbs)	Manifest - Estimate (%)	Material	Transporter	RAILCAR #
01/22/09	02/26/09	005125112	70888	42,160	51,220	(9,060)	-21.5%	COPR	HORWITH	CEFX35849
01/22/09	02/26/09	005125113	70889	76,060	50,440	25,620	33.7%	COPR	HORWITH	CEFX35849
01/22/09	02/26/09	005125114	70890	31,140	51,240	(20,100)	-64.5%	COPR	HORWITH	CEFX35849
01/22/09	02/26/09	005125115	70891	42,260	49,780	(7,520)	-17.8%	COPR	HORWITH	CITX300160
01/22/09	02/26/09	005125116	70892	65,920	50,360	15,560	23.6%	COPR	HORWITH	CITX300160
01/22/09	02/26/09	005125117	70893	65,320	49,420	15,900	24.3%	COPR	HORWITH	CITX300160
01/22/09	02/26/09	005125118	70894	75,800	51,460	24,340	32.1%	COPR	HORWITH	JTLX30126
01/22/09	02/26/09	005125119	70895	24,760	49,940	(25,180)	-101.7%	COPR	HORWITH	CITX300160
01/22/09	02/26/09	005125120	70896	46,180	51,760	(5,580)	-12.1%	COPR	HORWITH	JTLX30158
01/22/09	02/26/09	005125121	70897	23,780	50,200	(26,420)	-111.1%	COPR	HORWITH	JTLX30126
01/22/09	02/26/09	005125122	70898	56,080	49,700	6,380	11.4%	COPR	HORWITH	JTLX30158
01/22/09	02/26/09	005125123	70899	67,900	48,860	19,040	28.0%	COPR	HORWITH	JTLX30158
01/22/09	02/26/09	005125124	70900	30,120	50,160	(20,040)	-66.5%	COPR	HORWITH	JTLX30158
01/23/09	02/23/09	005125125	70901	66,700	49,480	17,220	25.8%	COPR	HORWITH	CITX300105
01/23/09	02/23/09	005125126	70902	66,180	48,380	17,800	26.9%	COPR	HORWITH	CITX300105
01/23/09	02/23/09	005125127	70903	29,640	50,100	(20,460)	-69.0%	COPR	HORWITH	CITX300105
01/23/09	02/23/09	005125128	70904	29,620	50,400	(20,780)	-70.2%	COPR	HORWITH	CITX300105
01/23/09	02/23/09	005125129	70905	48,660	50,500	(1,840)	-3.8%	COPR	HORWITH	JTLX271
01/23/09	02/23/09	005125130	70906	65,000	49,260	15,740	24.2%	COPR	HORWITH	JTLX271
01/23/09	02/23/09	005125131	70907	65,460	50,860	14,600	22.3%	COPR	HORWITH	JTLX271
01/23/09	02/23/09	005125132	70908	20,680	49,340	(28,660)	-138.6%	COPR	HORWITH	JTLX271
01/23/09	02/23/09	005125133	70909	51,000	48,980	2,020	4.0%	COPR	HORWITH	JTLX30118
01/23/09	02/23/09	005125134	70910	66,840	52,020	14,820	22.2%	COPR	HORWITH	JTLX30118
01/23/09	02/23/09	005125135	70911	56,400	50,580	5,820	10.3%	COPR	HORWITH	JTLX30118
01/23/09	02/23/09	005125136	70912	27,380	51,220	(23,840)	-87.1%	COPR	HORWITH	JTLX30118
01/23/09	02/26/09	005125137	70913	19,340	48,940	(29,600)	-153.1%	COPR	HORWITH	JTLX30100
01/23/09	02/26/09	005125138	70914	66,720	49,720	17,000	25.5%	COPR	HORWITH	JTLX30100
01/23/09	02/23/09	005125139	70915	44,140	51,940	(7,800)	-17.7%	COPR	HORWITH	JTLX283
01/23/09	02/23/09	005125140	70916	75,220	51,520	23,700	31.5%	COPR	HORWITH	JTLX283
01/23/09	02/26/09	005125141	70917	76,580	48,520	28,060	36.6%	COPR	HORWITH	JTLX30100
01/23/09	02/26/09	005125142	70918	32,120	50,660	(18,540)	-57.7%	COPR	HORWITH	JTLX30100
01/23/09	02/23/09	005125143	70919	64,920	48,640	16,280	25.1%	COPR	HORWITH	JTLX283
01/23/09	02/23/09	005125144	70920	41,720	50,980	(9,260)	-22.2%	COPR	HORWITH	JTLX152
01/23/09	02/23/09	005125145	70921	16,100	49,420	(33,320)	-207.0%	COPR	HORWITH	JTLX283
01/23/09	02/23/09	005125146	70922	75,860	51,040	24,820	32.7%	COPR	HORWITH	JTLX152
01/23/09	02/23/09	005125147	70923	66,700	51,200	15,500	23.2%	COPR	HORWITH	JTLX152
01/23/09	02/23/09	005125148	70924	21,420	49,880	(28,460)	-132.9%	COPR	HORWITH	JTLX152
01/23/09	03/05/09	005125149	70925	50,380	50,420	(40)	-0.1%	COPR	HORWITH	CITX300154
01/23/09	03/05/09	005125150	70926	65,960	49,080	16,880	25.6%	COPR	HORWITH	CITX300154
01/23/09	03/05/09	005125151	70927	37,780	50,360	(12,580)	-33.3%	COPR	HORWITH	CITX300154
01/23/09	03/05/09	005125152	70928	37,800	50,500	(12,700)	-33.6%	COPR	HORWITH	CITX300154
01/23/09	02/23/09	005125153	70929	32,200	50,400	(18,200)	-56.5%	COPR	HORWITH	CEFX35851
01/23/09	02/23/09	005125154	70930	67,720	51,140	16,580	24.5%	COPR	HORWITH	CEFX35851
01/23/09	02/23/09	005125155	70931	67,220	50,460	16,760	24.9%	COPR	HORWITH	CEFX35851
01/23/09	02/23/09	005125156	70932	6,860	49,540	(42,680)	-622.2%	COPR	HORWITH	CHUX195
01/23/09	02/23/09	005125157	70933	67,780	50,340	17,440	25.7%	COPR	HORWITH	CHUX195
01/23/09	02/23/09	005125158	70934	67,540	49,600	17,940	26.6%	COPR	HORWITH	CHUX195
01/23/09	02/23/09	005125159	70935	43,400	50,880	(7,480)	-17.2%	COPR	HORWITH	JTLX263
01/23/09	02/23/09	005125160	70936	66,860	50,880	15,980	23.9%	COPR	HORWITH	JTLX263
01/23/09	02/23/09	005125161	70937	55,020	49,300	5,720	10.4%	COPR	HORWITH	CHUX195
01/23/09	02/23/09	005125162	70938	65,100	51,400	13,700	21.0%	COPR	HORWITH	JTLX263
01/23/09	02/23/09	005125163	70939	32,720	49,200	(16,480)	-50.4%	COPR	HORWITH	JTLX263
01/23/09	02/23/09	005125164	70940	11,580	51,380	(39,800)	-343.7%	COPR	HORWITH	CHUX251
01/23/09	02/23/09	005125165	70941	65,020	51,960	13,060	20.1%	COPR	HORWITH	CHUX251
01/23/09	02/23/09	005125166	70942	76,060	52,360	23,700	31.2%	COPR	HORWITH	CHUX251
01/23/09	02/23/09	005125167	70943	54,880	50,540	4,340	7.9%	COPR	HORWITH	CHUX251
01/23/09	02/23/09	005125168	70944	17,640	51,260	(33,620)	-190.6%	COPR	HORWITH	CHUX222
01/23/09	02/23/09	005125169	70945	66,160	50,840	15,320	23.2%	COPR	HORWITH	CHUX222
01/23/09	02/23/09	005125170	70946	67,160	51,260	15,900	23.7%	COPR	HORWITH	CHUX222
01/23/09	02/23/09	005125171	70947	52,780	50,420	2,360	4.5%	COPR	HORWITH	CHUX222
01/23/09	02/23/09	005125172	70948	22,480	52,120	(29,640)	-131.9%	COPR	HORWITH	CHUX128
01/23/09	02/23/09	005125173	70949	64,800	51,240	13,560	20.9%	COPR	HORWITH	CHUX128
01/23/09	02/23/09	005125174	70950	68,520	52,120	16,400	23.9%	COPR	HORWITH	CHUX128
01/23/09	02/23/09	005125175	70951	50,200	52,140	(1,940)	-3.9%	COPR	HORWITH	CHUX128
01/23/09	02/23/09	005125176	70952	75,840	51,040	24,800	32.7%	COPR	HORWITH	CITX300137
01/23/09	02/23/09	005125177	70953	75,780	51,880	23,900	31.5%	COPR	HORWITH	CITX300137
01/23/09	02/23/09	005125178	70954	28,400	51,940	(23,540)	-82.9%	COPR	HORWITH	CITX300137
01/23/09	02/23/09	005125179	70955	28,400	50,900	(22,500)	-79.2%	COPR	HORWITH	CITX300137
01/23/09	02/23/09	005125180	70956	34,560	50,760	(16,200)	-46.9%	COPR	HORWITH	DJLX98504
01/23/09	02/23/09	005125181	70957	34,120	50,440	(16,320)	-47.8%	COPR	HORWITH	CEFX35851
01/23/09	02/23/09	005125182	70958	66,560	52,360	14,200	21.3%	COPR	HORWITH	DJLX98504
01/23/09	02/23/09	005125183	70959	66,460	51,660	14,800	22.3%	COPR	HORWITH	DJLX98504
01/23/09	02/23/09	005125184	70960	34,900	50,620	(15,720)	-45.0%	COPR	HORWITH	DJLX98504
01/23/09	02/26/09	005125185	70961	10,960	51,680	(40,720)	-371.5%	COPR	HORWITH	CITX300158

HONEYWELL SA-7 USE HAZARDOUS WASTE TRACKING (2006)										
Date Shipped	Date of Return Manifest	State Manifest	Man. Doc #	Facilty Manifest Weight (lbs)	Estimated Weight (lbs)	Manifest - Estimate (lbs)	Manifest - Estimate (%)	Material	Transporter	RAILCAR #
01/23/09	02/26/09	005125186	70962	66,560	51,100	15,460	23.2%	COPR	HORWITH	CITX300158
01/26/09	02/26/09	005125187	70963	67,260	48,220	19,040	28.3%	COPR	HORWITH	CHUX126
01/26/09	02/26/09	005125188	70964	66,500	48,800	17,700	26.6%	COPR	HORWITH	CHUX126
01/26/09	02/26/09	005125189	70965	31,740	49,260	(17,520)	-55.2%	COPR	HORWITH	CHUX126
01/26/09	02/26/09	005125190	70966	31,720	49,560	(17,840)	-56.2%	COPR	HORWITH	CHUX126
01/26/09	02/26/09	005125191	70967	48,600	49,720	(1,120)	-2.3%	COPR	HORWITH	CHUX280
01/26/09	02/26/09	005125192	70968	66,420	48,460	17,960	27.0%	COPR	HORWITH	CHUX280
01/26/09	02/26/09	005125193	70969	37,730	50,840	(13,110)	-34.7%	COPR	HORWITH	CHUX280
01/26/09	02/26/09	005125194	70970	37,730	49,840	(12,110)	-32.1%	COPR	HORWITH	CHUX280
01/26/09	02/26/09	005125195	70971	7,160	52,220	(45,060)	-629.3%	COPR	HORWITH	JTLX50
01/26/09	02/26/09	005125196	70972	64,800	52,160	12,640	19.5%	COPR	HORWITH	JTLX50
01/26/09	02/26/09	005125197	70973	67,040	50,500	16,540	24.7%	COPR	HORWITH	JTLX50
01/26/09	02/26/09	005125198	70974	76,240	52,420	23,820	31.2%	COPR	HORWITH	JTLX50
01/26/09	02/26/09	005125199	70975	69,560	50,420	19,140	27.5%	COPR	HORWITH	CEFX35237
01/26/09	02/26/09	005125200	70976	66,980	48,600	18,380	27.4%	COPR	HORWITH	CEFX35237
01/26/09	02/26/09	005125201	70977	29,560	49,040	(19,480)	-65.9%	COPR	HORWITH	CEFX35237
01/26/09	02/26/09	005125202	70978	29,540	50,360	(20,820)	-70.5%	COPR	HORWITH	CEFX35237
01/26/09	02/26/09	005125203	70979	64,940	50,680	14,260	22.0%	COPR	HORWITH	JTLX30113
01/26/09	02/26/09	005125204	70980	33,660	48,640	(14,980)	-44.5%	COPR	HORWITH	JTLX30113
01/26/09	02/26/09	005125205	70981	66,900	50,460	16,440	24.6%	COPR	HORWITH	JTLX30113
01/26/09	02/26/09	005125206	70982	32,780	49,120	(16,340)	-49.8%	COPR	HORWITH	JTLX30113
01/26/09	02/26/09	005125207	70983	48,600	49,000	(400)	-0.8%	COPR	HORWITH	CITX300140
01/26/09	02/26/09	005125208	70984	66,820	50,080	16,740	25.1%	COPR	HORWITH	CITX300140
01/26/09	02/26/09	005125209	70985	76,280	50,580	25,700	33.7%	COPR	HORWITH	CITX300140
01/26/09	02/26/09	005125210	70986	6,880	49,460	(42,580)	-618.9%	COPR	HORWITH	CITX300140
01/26/09	02/26/09	005125211	70987	66,860	50,640	16,220	24.3%	COPR	HORWITH	CITX300149
01/26/09	02/26/09	005125212	70988	27,520	49,720	(22,200)	-80.7%	COPR	HORWITH	CITX300149
01/26/09	02/26/09	005125213	70989	76,840	50,480	26,360	34.3%	COPR	HORWITH	CITX300149
01/26/09	02/26/09	005125214	70990	28,540	50,480	(21,940)	-76.9%	COPR	HORWITH	CITX300149
01/26/09	02/26/09	005125215	70991	76,020	50,000	26,020	34.2%	COPR	HORWITH	CHUX148
01/26/09	02/26/09	005125216	70992	28,780	50,880	(22,100)	-76.8%	COPR	HORWITH	CHUX148
01/26/09	02/26/09	005125217	70993	67,880	50,380	17,500	25.8%	COPR	HORWITH	CHUX148
01/26/09	02/26/09	005125218	70994	36,000	51,260	(15,260)	-42.4%	COPR	HORWITH	CHUX261
01/26/09	02/26/09	005125219	70995	28,780	50,040	(21,260)	-73.9%	COPR	HORWITH	CHUX148
01/26/09	02/26/09	005125220	70996	64,520	50,920	13,600	21.1%	COPR	HORWITH	CHUX261
01/26/09	02/26/09	005125221	70997	67,000	51,920	15,080	22.5%	COPR	HORWITH	CHUX261
01/26/09	02/26/09	005125222	70998	39,580	50,760	(11,180)	-28.2%	COPR	HORWITH	CHUX261
01/26/09	02/26/09	005125223	70999	29,260	50,640	(21,380)	-73.1%	COPR	HORWITH	JTLX30108
01/26/09	02/26/09	005125224	71000	68,120	51,060	17,060	25.0%	COPR	HORWITH	JTLX30108
01/26/09	02/26/09	005125225	71001	68,640	50,560	18,080	26.3%	COPR	HORWITH	JTLX30108
01/26/09	02/26/09	005125226	71002	17,660	52,480	(34,820)	-197.2%	COPR	HORWITH	JTLX30131
01/26/09	02/26/09	005125227	71003	31,940	51,700	(19,760)	-61.9%	COPR	HORWITH	JTLX30108
01/26/09	02/26/09	005125228	71004	77,200	50,680	26,520	34.4%	COPR	HORWITH	JTLX30131
01/26/09	02/26/09	005125229	71005	66,500	51,280	15,220	22.9%	COPR	HORWITH	JTLX30131
01/26/09	02/26/09	005125230	71006	45,200	50,340	(5,140)	-11.4%	COPR	HORWITH	JTLX30131
01/26/09	02/26/09	005125231	71007	44,360	50,180	(5,820)	-13.1%	COPR	HORWITH	JTLX30155
01/26/09	02/26/09	005125232	71008	68,220	51,840	16,380	24.0%	COPR	HORWITH	JTLX30155
01/26/09	02/26/09	005125233	71009	66,440	49,940	16,500	24.8%	COPR	HORWITH	JTLX30155
01/26/09	02/26/09	005125234	71010	51,060	50,660	400	0.8%	COPR	HORWITH	CHUX40
01/26/09	02/26/09	005125235	71011	77,040	51,340	25,700	33.4%	COPR	HORWITH	CHUX40
01/26/09	02/26/09	005125236	71012	67,860	52,220	15,640	23.0%	COPR	HORWITH	CHUX40
01/26/09	02/26/09	005125237	71013	25,140	52,280	(27,140)	-108.0%	COPR	HORWITH	JTLX30155
01/26/09	02/26/09	005125238	71014	8,860	49,980	(41,120)	-464.1%	COPR	HORWITH	CHUX40
01/26/09	02/26/09	005125239	71015	59,260	50,600	8,660	14.6%	COPR	HORWITH	CHUX150
01/26/09	02/26/09	005125240	71016	67,420	51,100	16,320	24.2%	COPR	HORWITH	CHUX150
01/26/09	02/26/09	005125241	71017	37,560	49,980	(12,420)	-33.1%	COPR	HORWITH	CHUX150
01/26/09	02/26/09	005125242	71018	37,540	50,720	(13,180)	-35.1%	COPR	HORWITH	CHUX150
01/26/09	02/26/09	005125243	71019	67,060	50,100	16,960	25.3%	COPR	HORWITH	NDYX320459
01/26/09	02/26/09	005125244	71020	41,720	49,700	(7,980)	-19.1%	COPR	HORWITH	NDYX320459
01/26/09	02/26/09	005125245	71021	75,840	50,540	25,300	33.4%	COPR	HORWITH	NDYX320459
01/26/09	02/26/09	005125246	71022	18,900	52,120	(33,220)	-175.8%	COPR	HORWITH	NDYX320459
01/26/09	02/26/09	005125247	71023	76,480	51,420	25,060	32.8%	COPR	HORWITH	CITX300158
01/26/09	02/26/09	005125248	71024	47,760	51,440	(3,680)	-7.7%	COPR	HORWITH	CITX300158
01/27/09	02/26/09	005125250	71025	47,280	49,880	(2,600)	-5.5%	COPR	HORWITH	CHUX147
01/27/09	02/26/09	005125251	71026	66,740	50,820	15,920	23.9%	COPR	HORWITH	CHUX147
01/27/09	02/26/09	005125252	71027	67,040	51,680	15,360	22.9%	COPR	HORWITH	CHUX147
01/27/09	02/26/09	005125253	71028	22,960	51,800	(28,840)	-125.6%	COPR	HORWITH	CHUX147
01/27/09	02/26/09	005125254	71029	53,540	52,140	1,400	2.6%	COPR	HORWITH	NDYX320343
01/27/09	02/26/09	005125255	71030	67,100	50,220	16,880	25.2%	COPR	HORWITH	NDYX320343
01/27/09	02/26/09	005125256	71031	67,260	52,280	14,980	22.3%	COPR	HORWITH	NDYX320343
01/27/09	02/26/09	005125257	71032	12,640	49,040	(36,400)	-288.0%	COPR	HORWITH	NDYX320343
01/27/09	02/26/09	005125258	71033	53,900	48,660	5,240	9.7%	COPR	HORWITH	CHUX146
01/27/09	02/26/09	005125259	71034	67,120	51,700	15,420	23.0%	COPR	HORWITH	CHUX146
01/27/09	02/26/09	005125260	71035	38,400	50,480	(12,080)	-31.5%	COPR	HORWITH	CHUX146

HONEYWELL SA-7 USE HAZARDOUS WASTE TRACKING (2006)										
Date Shipped	Date of Return Manifest	State Manifest	Man. Doc #	Facilty Manifest Weight (lbs)	Estimated Weight (lbs)	Manifest - Estimate (lbs)	Manifest - Estimate (%)	Material	Transporter	RAILCAR #
01/27/09	02/26/09	005125261	71036	38,380	51,860	(13,480)	-35.1%	COPR	HORWITH	CHUX146
01/27/09	02/26/09	005125262	71037	24,580	50,680	(26,100)	-106.2%	COPR	HORWITH	JTLX30111
01/27/09	02/26/09	005125263	71038	67,160	50,540	16,620	24.7%	COPR	HORWITH	JTLX30111
01/27/09	02/26/09	005125264	71039	76,200	51,380	24,820	32.6%	COPR	HORWITH	JTLX30111
01/27/09	02/26/09	005125265	71040	34,140	51,480	(17,340)	-50.8%	COPR	HORWITH	JTLX30111
01/27/09	02/26/09	005125266	71041	67,440	49,680	17,760	26.3%	COPR	HORWITH	CHUX159
01/27/09	02/26/09	005125267	71042	65,460	51,120	14,340	21.9%	COPR	HORWITH	CHUX159
01/27/09	02/26/09	005125268	71043	26,780	49,760	(22,980)	-85.8%	COPR	HORWITH	CHUX159
01/27/09	02/26/09	005125269	71044	45,380	52,200	(6,820)	-15.0%	COPR	HORWITH	CHUX159
01/27/09	02/26/09	005125270	71045	22,860	48,740	(25,880)	-113.2%	COPR	HORWITH	CEFX35828
01/27/09	02/26/09	005125271	71046	67,820	50,260	17,560	25.9%	COPR	HORWITH	CEFX35828
01/27/09	02/26/09	005125272	71047	66,360	49,720	16,640	25.1%	COPR	HORWITH	CEFX35828
01/27/09	02/26/09	005125273	71048	38,540	48,900	(10,360)	-26.9%	COPR	HORWITH	CEFX35828
01/27/09	02/26/09	005125274	71049	63,760	49,820	13,940	21.9%	COPR	HORWITH	CEFX35238
01/27/09	02/26/09	005125275	71050	66,580	49,320	17,260	25.9%	COPR	HORWITH	CEFX35238
01/27/09	02/26/09	005125276	71051	32,500	52,120	(19,620)	-60.4%	COPR	HORWITH	CEFX35238
01/27/09	02/26/09	005125277	71052	32,520	50,440	(17,920)	-55.1%	COPR	HORWITH	CEFX35238
01/27/09	02/26/09	005125278	71053	76,340	50,200	26,140	34.2%	COPR	HORWITH	CHUX295
01/27/09	02/26/09	005125279	71054	68,480	49,760	18,720	27.3%	COPR	HORWITH	CHUX295
01/27/09	02/26/09	005125280	71055	28,640	48,640	(20,000)	-69.8%	COPR	HORWITH	CHUX295
01/27/09	02/26/09	005125281	71056	42,240	48,700	(6,460)	-15.3%	COPR	HORWITH	CHUX144
01/27/09	02/26/09	005125282	71057	75,800	49,560	26,240	34.6%	COPR	HORWITH	CHUX144
01/27/09	02/26/09	005125283	71058	75,860	51,320	24,540	32.3%	COPR	HORWITH	CHUX144
01/27/09	02/26/09	005125284	71059	4,060	50,520	(46,460)	-1144.3%	COPR	HORWITH	CHUX144
01/27/09	02/26/09	005125285	71060	66,820	51,660	15,160	22.7%	COPR	HORWITH	CITX300118
01/27/09	02/26/09	005125286	71061	60,480	50,060	10,420	17.2%	COPR	HORWITH	CITX300118
01/27/09	02/26/09	005125287	71062	65,720	51,960	13,760	20.9%	COPR	HORWITH	CITX300118
01/27/09	02/26/09	005125288	71063	10,460	51,060	(40,600)	-388.1%	COPR	HORWITH	CITX300118
01/27/09	02/26/09	005125289	71064	68,120	50,720	17,400	25.5%	COPR	HORWITH	JTLX270
01/27/09	02/26/09	005125290	71065	64,600	52,380	12,220	18.9%	COPR	HORWITH	JTLX270
01/27/09	02/26/09	005125291	71066	67,580	51,720	15,860	23.5%	COPR	HORWITH	JTLX270
01/27/09	02/26/09	005125292	71067	6,720	51,180	(44,460)	-661.6%	COPR	HORWITH	JTLX270
01/27/09	02/26/09	005125293	71068	28,660	48,860	(20,200)	-70.5%	COPR	HORWITH	CHUX295
01/27/09	03/05/09	005125294	71069	56,020	49,380	6,640	11.9%	COPR	HORWITH	CHUX101
01/27/09	03/05/09	005125295	71070	76,640	50,420	26,220	34.2%	COPR	HORWITH	CHUX101
01/27/09	03/05/09	005125296	71071	34,320	50,700	(16,380)	-47.7%	COPR	HORWITH	CHUX101
01/27/09	03/05/09	005125297	71072	34,340	51,540	(17,200)	-50.1%	COPR	HORWITH	CHUX101
01/27/09	03/05/09	005125298	71073	67,060	51,240	15,820	23.6%	COPR	HORWITH	CITX300107
01/27/09	03/05/09	005125299	71074	76,300	52,140	24,160	31.7%	COPR	HORWITH	CITX300107
01/27/09	03/05/09	005125302	71075	33,880	51,900	(18,020)	-53.2%	COPR	HORWITH	CITX300107
01/27/09	03/05/09	005125303	71076	33,880	51,120	(17,240)	-50.9%	COPR	HORWITH	CITX300107
01/27/09	02/26/09	005125304	71077	30,080	51,900	(21,820)	-72.5%	COPR	HORWITH	JTLX4051
01/27/09	02/26/09	005125305	71078	65,260	52,240	13,020	20.0%	COPR	HORWITH	JTLX4051
01/27/09	02/26/09	005125306	71079	67,140	52,020	15,120	22.5%	COPR	HORWITH	JTLX4051
01/27/09	02/26/09	005125307	71080	67,020	51,280	15,740	23.5%	COPR	HORWITH	JTLX4058
01/27/09	02/26/09	005125308	71081	43,680	52,560	(8,880)	-20.3%	COPR	HORWITH	JTLX4051
01/27/09	02/26/09	005125309	71082	14,300	51,260	(36,960)	-258.5%	COPR	HORWITH	JTLX4058
01/27/09	02/26/09	005125310	71083	47,960	52,460	(4,500)	-9.4%	COPR	HORWITH	JTLX4058
01/27/09	02/26/09	005125311	71084	75,960	50,620	25,340	33.4%	COPR	HORWITH	JTLX4058
01/27/09	02/26/09	005125312	71085	23,520	51,300	(27,780)	-118.1%	COPR	HORWITH	NDYX320437
01/27/09	02/26/09	005125313	71086	77,400	51,500	25,900	33.5%	COPR	HORWITH	NDYX320437
01/29/09	02/26/09	005125314	71087	16,920	50,880	(33,960)	-200.7%	COPR	HORWITH	CHUX166
01/29/09	02/26/09	005125315	71088	65,140	51,600	13,540	20.8%	COPR	HORWITH	CHUX166
01/29/09	02/26/09	005125316	71089	66,620	51,560	15,060	22.6%	COPR	HORWITH	JTLX86
01/29/09	02/26/09	005125317	71090	67,000	51,500	15,500	23.1%	COPR	HORWITH	CHUX166
01/29/09	02/26/09	005125318	71091	53,820	50,400	3,420	6.4%	COPR	HORWITH	CHUX166
01/29/09	02/26/09	005125319	71092	36,740	51,420	(14,680)	-40.0%	COPR	HORWITH	JTLX86
01/29/09	02/26/09	005125320	71093	67,000	49,960	17,040	25.4%	COPR	HORWITH	JTLX86
01/29/09	02/26/09	005125321	71094	31,460	50,940	(19,480)	-61.9%	COPR	HORWITH	JTLX86
01/29/09	02/26/09	005125322	71095	35,460	51,460	(16,000)	-45.1%	COPR	HORWITH	JTLX30165
01/29/09	02/26/09	005125323	71096	76,780	50,120	26,660	34.7%	COPR	HORWITH	JTLX30165
01/29/09	02/26/09	005125324	71097	75,600	49,380	26,220	34.7%	COPR	HORWITH	JTLX30104
01/29/09	02/26/09	005125325	71098	66,620	50,880	15,740	23.6%	COPR	HORWITH	JTLX30165
01/29/09	02/26/09	005125326	71099	21,240	48,200	(26,960)	-126.9%	COPR	HORWITH	JTLX30165
01/29/09	02/26/09	005125327	71100	66,560	48,240	18,320	27.5%	COPR	HORWITH	JTLX30104
01/29/09	02/26/09	005125328	71101	30,140	49,400	(19,260)	-63.9%	COPR	HORWITH	JTLX30104
01/29/09	02/26/09	005125329	71102	30,160	49,360	(19,200)	-63.7%	COPR	HORWITH	JTLX30104
01/29/09	02/26/09	005125330	71103	63,900	51,060	12,840	20.1%	COPR	HORWITH	NDYX320329
01/29/09	02/26/09	005125331	71104	66,740	50,220	16,520	24.8%	COPR	HORWITH	NDYX320329
01/29/09	02/26/09	005125332	71105	33,760	50,560	(16,800)	-49.8%	COPR	HORWITH	NDYX320329
01/29/09	02/26/09	005125333	71106	33,780	51,520	(17,740)	-52.5%	COPR	HORWITH	NDYX320329
01/29/09	02/26/09	005125334	71107	77,120	50,200	26,920	34.9%	COPR	HORWITH	NDYX320437
01/29/09	02/26/09	005125335	71108	23,900	48,660	(24,760)	-103.6%	COPR	HORWITH	NDYX320437
01/29/09	02/26/09	005125336	71109	22,540	50,220	(27,680)	-122.8%	COPR	HORWITH	CITX300146

HONEYWELL SA-7 USE HAZARDOUS WASTE TRACKING (2006)										
Date Shipped	Date of Return Manifest	State Manifest	Man. Doc #	Facilty Manifest Weight (lbs)	Estimated Weight (lbs)	Manifest - Estimate (lbs)	Manifest - Estimate (%)	Material	Transporter	RAILCAR #
01/29/09	02/26/09	005125337	71110	66,740	49,360	17,380	26.0%	COPR	HORWITH	CITX300146
01/29/09	02/26/09	005125338	71111	66,360	50,000	16,360	24.7%	COPR	HORWITH	CITX300146
01/29/09	02/26/09	005125339	71112	43,680	49,300	(5,620)	-12.9%	COPR	HORWITH	CITX300146
01/29/09	02/26/09	005125340	71113	20,440	50,560	(30,120)	-147.4%	COPR	HORWITH	JTLX267
01/29/09	02/26/09	005125341	71114	68,500	49,080	19,420	28.4%	COPR	HORWITH	JTLX267
01/29/09	02/26/09	005125342	71115	67,220	48,320	18,900	28.1%	COPR	HORWITH	JTLX267
01/29/09	02/26/09	005125343	71116	41,840	51,200	(9,360)	-22.4%	COPR	HORWITH	JTLX267
01/29/09	02/26/09	005125344	71117	9,100	50,180	(41,080)	-451.4%	COPR	HORWITH	JTLX30110
01/29/09	02/26/09	005125345	71118	13,160	50,600	(37,440)	-284.5%	COPR	HORWITH	CITX300113
01/29/09	02/26/09	005125346	71119	65,200	50,180	15,020	23.0%	COPR	HORWITH	CITX300113
01/29/09	02/26/09	005125347	71120	67,540	50,680	16,860	25.0%	COPR	HORWITH	CITX300113
01/29/09	02/26/09	005125348	71121	15,960	50,820	(34,860)	-218.4%	COPR	HORWITH	CEFX35816
01/29/09	02/26/09	005125349	71122	54,900	51,080	3,820	7.0%	COPR	HORWITH	CITX300113
01/29/09	02/26/09	005125350	71123	67,560	50,820	16,740	24.8%	COPR	HORWITH	CEFX35816
01/29/09	02/26/09	005125351	71124	52,600	51,800	800	1.5%	COPR	HORWITH	CEFX35816
01/29/09	02/26/09	005125352	71125	68,180	50,680	17,500	25.7%	COPR	HORWITH	JTLX30109
01/29/09	02/26/09	005125353	71126	66,580	50,420	16,160	24.3%	COPR	HORWITH	CEFX35816
01/29/09	02/26/09	005125354	71127	66,760	51,140	15,620	23.4%	COPR	HORWITH	JTLX30109
01/29/09	02/26/09	005125355	71128	30,020	50,100	(20,080)	-66.9%	COPR	HORWITH	JTLX30109
01/29/09	02/26/09	005125356	71129	30,020	50,720	(20,700)	-69.0%	COPR	HORWITH	JTLX30109
01/29/09	02/26/09	005125357	71130	21,340	52,440	(31,100)	-145.7%	COPR	HORWITH	CHUX277
01/29/09	02/26/09	005125358	71131	68,260	50,620	17,640	25.8%	COPR	HORWITH	CHUX277
01/29/09	02/26/09	005125359	71132	67,480	52,060	15,420	22.9%	COPR	HORWITH	CHUX277
01/29/09	02/26/09	005125360	71133	50,980	52,320	(1,340)	-2.6%	COPR	HORWITH	CHUX277
01/29/09	02/26/09	005125361	71134	67,920	50,040	17,880	26.3%	COPR	HORWITH	CHUX196
01/29/09	02/26/09	005125362	71135	33,400	50,880	(17,480)	-52.3%	COPR	HORWITH	CHUX196
01/29/09	02/26/09	005125363	71136	66,800	52,120	14,680	22.0%	COPR	HORWITH	CHUX196
01/29/09	02/26/09	005125364	71137	33,400	51,240	(17,840)	-53.4%	COPR	HORWITH	CHUX196
01/29/09	02/26/09	005125365	71138	64,640	50,020	14,620	22.6%	COPR	HORWITH	NDYX320427
01/29/09	02/26/09	005125366	71139	67,140	49,300	17,840	26.6%	COPR	HORWITH	NDYX320427
01/29/09	02/26/09	005125367	71140	38,300	51,420	(13,120)	-34.3%	COPR	HORWITH	NDYX320427
01/29/09	02/26/09	005125368	71141	38,300	50,380	(12,080)	-31.5%	COPR	HORWITH	NDYX320427
01/29/09	02/26/09	005125369	71142	75,480	50,200	25,280	33.5%	COPR	HORWITH	JTLX30110
01/29/09	02/26/09	005125370	71143	23,840	50,900	(27,060)	-113.5%	COPR	HORWITH	JTLX30110
01/29/09	02/26/09	005125371	71144	76,940	50,640	26,300	34.2%	COPR	HORWITH	JTLX30110
01/29/09	02/26/09	005125372	71145	67,960	50,960	17,000	25.0%	COPR	HORWITH	JTLX30110
01/29/09	02/26/09	005125373	71146	23,840	50,200	(26,360)	-110.6%	COPR	HORWITH	JTLX30110
01/29/09	02/26/09	005125374	71147	66,440	49,640	16,800	25.3%	COPR	HORWITH	JTLX30110
01/29/09	02/26/09	005125375	71148	58,000	50,880	7,120	12.3%	COPR	HORWITH	JTLX30110
01/30/09	02/26/09	005125376	71149	6,860	51,220	(44,360)	-646.6%	COPR	HORWITH	CHUX203
01/30/09	02/26/09	005125377	71150	68,200	51,040	17,160	25.2%	COPR	HORWITH	CHUX203
01/30/09	02/26/09	005125378	71151	76,280	51,500	24,780	32.5%	COPR	HORWITH	CHUX203
01/30/09	02/26/09	005125379	71152	53,340	51,740	1,600	3.0%	COPR	HORWITH	CHUX203
01/30/09	02/26/09	005125380	71153	15,080	49,740	(34,660)	-229.8%	COPR	HORWITH	CEFX35244
01/30/09	02/26/09	005125381	71154	66,700	48,780	17,920	26.9%	COPR	HORWITH	CEFX35244
01/30/09	02/26/09	005125382	71155	66,360	49,500	16,860	25.4%	COPR	HORWITH	CEFX35244
01/30/09	02/26/09	005125383	71156	48,120	49,020	(900)	-1.9%	COPR	HORWITH	CEFX35244
01/30/09	02/26/09	005125384	71157	66,660	49,520	17,140	25.7%	COPR	HORWITH	CITX300034
01/30/09	02/26/09	005125385	71158	68,740	50,280	18,460	26.9%	COPR	HORWITH	CITX300034
01/30/09	02/26/09	005125386	71159	33,260	49,640	(16,380)	-49.2%	COPR	HORWITH	CITX300034
01/30/09	02/26/09	005125387	71160	33,240	50,940	(17,700)	-53.2%	COPR	HORWITH	CITX300034
01/30/09	02/26/09	005125388	71161	28,840	50,060	(21,220)	-73.6%	COPR	HORWITH	CITX300136
01/30/09	02/26/09	005125389	71162	67,140	50,320	16,820	25.1%	COPR	HORWITH	CITX300136
01/30/09	02/26/09	005125390	71163	76,240	51,120	25,120	32.9%	COPR	HORWITH	CITX300136
01/30/09	02/26/09	005125391	71164	25,900	50,400	(24,500)	-94.6%	COPR	HORWITH	CITX300136
01/30/09	02/26/09	005125392	71165	50,380	51,200	(820)	-1.6%	COPR	HORWITH	CHUX254
01/30/09	02/26/09	005125393	71166	66,800	50,300	16,500	24.7%	COPR	HORWITH	CHUX254
01/30/09	02/26/09	005125394	71167	38,020	51,140	(13,120)	-34.5%	COPR	HORWITH	CHUX254
01/30/09	02/26/09	005125395	71168	38,000	50,400	(12,400)	-32.6%	COPR	HORWITH	CHUX254
01/30/09	02/26/09	005125396	71169	32,940	51,700	(18,760)	-57.0%	COPR	HORWITH	CHUX182
01/30/09	02/26/09	005125397	71170	66,320	50,040	16,280	24.5%	COPR	HORWITH	CHUX182
01/30/09	02/26/09	005125398	71171	64,960	49,600	15,360	23.6%	COPR	HORWITH	CHUX182
01/30/09	02/26/09	005125399	71172	36,700	49,920	(13,220)	-36.0%	COPR	HORWITH	CHUX182
01/30/09	02/26/09	005125400	71173	22,360	49,460	(27,100)	-121.2%	COPR	HORWITH	JTLX30137
01/30/09	02/26/09	005125401	71174	76,240	49,660	26,580	34.9%	COPR	HORWITH	JTLX30137
01/30/09	02/26/09	005125402	71175	68,640	50,140	18,500	27.0%	COPR	HORWITH	JTLX30137
01/30/09	02/26/09	005125403	71176	25,960	49,220	(23,260)	-89.6%	COPR	HORWITH	JTLX30137
01/30/09	02/26/09	005125404	71177	65,200	49,860	15,340	23.5%	COPR	HORWITH	JTLX268
01/30/09	02/26/09	005125405	71178	67,800	50,420	17,380	25.6%	COPR	HORWITH	JTLX268
01/30/09	02/26/09	005125406	71179	34,680	50,260	(15,580)	-44.9%	COPR	HORWITH	JTLX268
01/30/09	02/26/09	005125407	71180	11,560	48,960	(37,400)	-323.5%	COPR	HORWITH	CHUX107
01/30/09	02/26/09	005125408	71181	75,780	49,800	25,980	34.3%	COPR	HORWITH	CHUX107
01/30/09	02/26/09	005125409	71182	66,980	51,360	15,620	23.3%	COPR	HORWITH	CHUX205
01/30/09	02/26/09	005125410	71183	34,280	51,100	(16,820)	-49.1%	COPR	HORWITH	CHUX107

HONEYWELL SA-7 USE HAZARDOUS WASTE TRACKING (2006)										
Date Shipped	Date of Return Manifest	State Manifest	Man. Doc #	Facilty Manifest Weight (lbs)	Estimated Weight (lbs)	Manifest - Estimate (lbs)	Manifest - Estimate (%)	Material	Transporter	RAILCAR #
01/30/09	02/26/09	005125411	71184	66,760	49,860	16,900	25.3%	COPR	HORWITH	CHUX205
01/30/09	02/26/09	005125412	71185	75,820	48,500	27,320	36.0%	COPR	HORWITH	CHUX107
01/30/09	02/26/09	005125413	71186	32,580	49,780	(17,200)	-52.8%	COPR	HORWITH	CHUX205
01/30/09	02/26/09	005125414	71187	32,580	49,600	(17,020)	-52.2%	COPR	HORWITH	CHUX205
01/30/09	02/26/09	005125415	71188	28,200	49,860	(21,660)	-76.8%	COPR	HORWITH	CHUX185
01/30/09	02/26/09	005125416	71189	67,920	50,460	17,460	25.7%	COPR	HORWITH	CHUX185
01/30/09	02/26/09	005125417	71190	76,040	51,040	25,000	32.9%	COPR	HORWITH	CHUX185
01/30/09	02/26/09	005125418	71191	28,200	50,580	(22,380)	-79.4%	COPR	HORWITH	CHUX185
01/30/09	03/25/09	005125419	71192	34,920	49,720	(14,800)	-42.4%	COPR	HORWITH	CITX300124
01/30/09	03/25/09	005125420	71193	66,860	51,180	15,680	23.5%	COPR	HORWITH	CITX300124
01/30/09	03/25/09	005125421	71194	66,940	51,040	15,900	23.8%	COPR	HORWITH	CITX300124
01/30/09	03/25/09	005125422	71195	32,340	50,660	(18,320)	-56.6%	COPR	HORWITH	CITX300124
01/30/09	02/26/09	005125423	71196	67,420	51,960	15,460	22.9%	COPR	HORWITH	CHUX311
01/30/09	02/26/09	005125424	71197	66,620	50,960	15,660	23.5%	COPR	HORWITH	CHUX311
01/30/09	02/26/09	005125425	71198	37,740	49,120	(11,380)	-30.2%	COPR	HORWITH	CHUX311
01/30/09	02/26/09	005125426	71199	37,760	50,540	(12,780)	-33.8%	COPR	HORWITH	CHUX311
01/30/09	03/05/09	005125427	71200	8,480	49,860	(41,380)	-488.0%	COPR	HORWITH	JTLX30166
01/30/09	03/05/09	005125428	71201	68,540	49,260	19,280	28.1%	COPR	HORWITH	JTLX30166
01/30/09	03/05/09	005125429	71202	68,380	49,300	19,080	27.9%	COPR	HORWITH	JTLX30166
01/30/09	03/05/09	005125430	71203	51,640	48,200	3,440	6.7%	COPR	HORWITH	JTLX30166
01/30/09	02/26/09	005125431	71204	34,700	49,780	(15,080)	-43.5%	COPR	HORWITH	JTLX268
01/30/09	02/26/09	005125432	71205	28,180	49,840	(21,660)	-76.9%	COPR	HORWITH	CHUX172
01/30/09	02/26/09	005125433	71206	67,080	48,600	18,480	27.5%	COPR	HORWITH	CHUX172
01/30/09	02/26/09	005125434	71207	67,220	50,320	16,900	25.1%	COPR	HORWITH	CHUX172
01/30/09	02/26/09	005125435	71208	35,300	48,820	(13,520)	-38.3%	COPR	HORWITH	CHUX172
01/30/09	03/05/09	005125436	71209	67,180	48,340	18,840	28.0%	COPR	HORWITH	CHUX194
01/30/09	03/05/09	005125437	71210	77,160	49,280	27,880	36.1%	COPR	HORWITH	CHUX194

12/02/83	**SITE TONS (Month)**	**JAN SUB-TOTAL:**	61,077,100	61,304,720	(227,620)	-0.37%
12/02/83	**TONS (Site)**	**CUMULATIVE TOTAL:**	61,077,100	61,304,720	(227,620)	-0.37%
08/10/83	**TONS (Facility)**	**CUMULATIVE TOTAL:**	61,077,100	61,304,720	(227,620)	-0.37%

02/02/09	03/25/09	005125438	71211	25,120	50,300	(25,180)	-100.2%	COPR	HORWITH	CEFX35801
02/02/09	03/25/09	005125439	71212	68,660	50,020	18,640	27.1%	COPR	HORWITH	CEFX35801
02/02/09	03/25/09	005125440	71213	76,240	50,800	25,440	33.4%	COPR	HORWITH	CEFX35801
02/02/09	03/25/09	005125441	71214	32,220	52,120	(19,900)	-61.8%	COPR	HORWITH	CEFX35801
02/02/09	02/26/09	005125442	71215	41,720	49,040	(7,320)	-17.5%	COPR	HORWITH	CHUX142
02/02/09	02/26/09	005125443	71216	76,060	49,600	26,460	34.8%	COPR	HORWITH	CHUX142
02/02/09	02/26/09	005125444	71217	66,740	48,760	17,980	26.9%	COPR	HORWITH	CITX300134
02/02/09	02/26/09	005125445	71218	67,060	49,100	17,960	26.8%	COPR	HORWITH	CHUX142
02/02/09	02/26/09	005125446	71219	11,400	50,980	(39,580)	-347.2%	COPR	HORWITH	CHUX142
02/02/09	02/26/09	005125447	71220	43,020	49,800	(6,780)	-15.8%	COPR	HORWITH	CITX300134
02/02/09	02/26/09	005125448	71221	23,480	51,480	(28,000)	-119.3%	COPR	HORWITH	CITX300134
02/02/09	02/26/09	005125449	71222	65,300	49,760	15,540	23.8%	COPR	HORWITH	CITX300134
02/02/09	02/26/09	005125450	71223	43,460	51,060	(7,600)	-17.5%	COPR	HORWITH	JTLX185
02/02/09	02/26/09	005125451	71224	68,400	49,760	18,640	27.3%	COPR	HORWITH	JTLX185
02/02/09	02/26/09	005125452	71225	67,180	50,200	16,980	25.3%	COPR	HORWITH	JTLX185
02/02/09	02/26/09	005125453	71226	24,200	52,080	(27,880)	-115.2%	COPR	HORWITH	JTLX185
02/02/09	02/26/09	005125454	71227	54,920	49,960	4,960	9.0%	COPR	HORWITH	CHUX114
02/02/09	02/26/09	005125455	71228	76,360	50,760	25,600	33.5%	COPR	HORWITH	CHUX114
02/02/09	02/26/09	005125456	71229	33,600	51,760	(18,160)	-54.0%	COPR	HORWITH	CHUX114
02/02/09	02/26/09	005125457	71230	33,620	50,980	(17,360)	-51.6%	COPR	HORWITH	CHUX114
02/02/09	03/05/09	005125458	71231	27,700	50,720	(23,020)	-83.1%	COPR	HORWITH	CEFX35806
02/02/09	03/05/09	005125459	71232	77,240	51,120	26,120	33.8%	COPR	HORWITH	CEFX35806
02/02/09	02/26/09	005125460	71233	77,860	49,860	28,000	36.0%	COPR	HORWITH	JTLX30163
02/02/09	03/05/09	005125461	71234	78,420	50,100	28,320	36.1%	COPR	HORWITH	CEFX35806
02/02/09	03/05/09	005125462	71235	20,800	51,720	(30,920)	-148.7%	COPR	HORWITH	CEFX35806
02/02/09	02/26/09	005125463	71236	76,560	49,960	26,600	34.7%	COPR	HORWITH	JTLX30163
02/02/09	02/26/09	005125464	71237	19,920	50,720	(30,800)	-154.6%	COPR	HORWITH	JTLX30163
02/02/09	02/26/09	005125465	71238	19,920	49,860	(29,940)	-150.3%	COPR	HORWITH	JTLX30163
02/02/09	03/05/09	005125466	71239	38,680	49,560	(10,880)	-28.1%	COPR	HORWITH	JTLX30148
02/02/09	03/05/09	005125467	71240	68,200	49,900	18,300	26.8%	COPR	HORWITH	JTLX30148
02/02/09	03/05/09	005125468	71241	68,700	49,580	19,120	27.8%	COPR	HORWITH	JTLX30148
02/02/09	02/26/09	005125469	71242	48,440	49,800	(1,360)	-2.8%	COPR	HORWITH	CHUX313
02/02/09	02/26/09	005125470	71243	66,860	49,800	17,060	25.5%	COPR	HORWITH	CHUX313
02/02/09	02/26/09	005125471	71244	66,980	50,980	16,000	23.9%	COPR	HORWITH	CHUX313
02/02/09	02/26/09	005125472	71245	44,520	51,100	(6,580)	-14.8%	COPR	HORWITH	JTLX30139
02/02/09	02/26/09	005125473	71246	13,120	50,020	(36,900)	-281.3%	COPR	HORWITH	CHUX313
02/02/09	02/26/09	005125474	71247	67,920	50,600	17,320	25.5%	COPR	HORWITH	JTLX30139
02/02/09	02/26/09	005125475	71248	65,520	51,080	14,440	22.0%	COPR	HORWITH	JTLX30139
02/02/09	02/26/09	005125476	71249	31,400	52,420	(21,020)	-66.9%	COPR	HORWITH	CEFX35830
02/02/09	02/26/09	005125477	71250	76,980	51,800	25,180	32.7%	COPR	HORWITH	CEFX35830
02/02/09	02/26/09	005125478	71251	18,840	52,460	(33,620)	-178.5%	COPR	HORWITH	JTLX30139
02/02/09	02/26/09	005125479	71252	68,020	52,580	15,440	22.7%	COPR	HORWITH	CEFX35830

HONEYWELL SA-7 USE HAZARDOUS WASTE TRACKING (2006)										
Date Shipped	Date of Return Manifest	State Manifest	Man. Doc #	Facilty Manifest Weight (lbs)	Estimated Weight (lbs)	Manifest - Estimate (lbs)	Manifest - Estimate (%)	Material	Transporter	RAILCAR #
02/02/09	03/05/09	005125480	71253	34,260	51,540	(17,280)	-50.4%	COPR	HORWITH	CHUX225
02/02/09	02/26/09	005125481	71254	23,960	48,380	(24,420)	-101.9%	COPR	HORWITH	CEFX35830
02/02/09	03/05/09	005125482	71255	77,260	48,680	28,580	37.0%	COPR	HORWITH	CHUX225
02/02/09	03/05/09	005125483	71256	56,720	50,880	5,840	10.3%	COPR	HORWITH	CHUX225
02/02/09	03/05/09	005125484	71257	34,260	51,900	(17,640)	-51.5%	COPR	HORWITH	CHUX225
02/02/09	03/05/09	005125485	71258	48,220	51,480	(3,260)	-6.8%	COPR	HORWITH	CHUX323
02/02/09	03/05/09	005125486	71259	68,280	51,460	16,820	24.6%	COPR	HORWITH	CHUX323
02/02/09	03/05/09	005125487	71260	68,560	52,160	16,400	23.9%	COPR	HORWITH	CHUX323
02/02/09	03/05/09	005125488	71261	19,940	52,020	(32,080)	-160.9%	COPR	HORWITH	CHUX323
02/02/09	03/05/09	005125489	71262	19,700	49,040	(29,340)	-148.9%	COPR	HORWITH	JTLX30148
02/02/09	03/05/09	005125490	71263	16,320	50,060	(33,740)	-206.7%	COPR	HORWITH	JTLX30153
02/02/09	03/05/09	005125491	71264	66,740	50,080	16,660	25.0%	COPR	HORWITH	JTLX30153
02/02/09	03/05/09	005125492	71265	76,660	50,080	26,580	34.7%	COPR	HORWITH	JTLX30153
02/02/09	03/05/09	005125493	71266	38,660	48,080	(9,420)	-24.4%	COPR	HORWITH	JTLX30153
02/02/09	03/05/09	005125494	71267	20,020	50,800	(30,780)	-153.7%	COPR	HORWITH	CHUX194
02/02/09	03/05/09	005125495	71268	20,040	50,980	(30,940)	-154.4%	COPR	HORWITH	CHUX194
02/02/09	03/25/09	005125496	71269	64,060	50,440	13,620	21.3%	COPR	HORWITH	JTLX30106
02/02/09	03/25/09	005125497	71270	77,280	50,580	26,700	34.5%	COPR	HORWITH	JTLX30106
02/02/09	03/25/09	005125498	71271	33,640	50,600	(16,960)	-50.4%	COPR	HORWITH	JTLX30106
02/02/09	03/25/09	005125499	71272	33,660	50,220	(16,560)	-49.2%	COPR	HORWITH	JTLX30106
02/03/09	03/05/09	005125501	71273	54,520	49,120	5,400	9.9%	COPR	HORWITH	JTLX30143
02/03/09	03/05/09	005125502	71274	75,800	49,800	26,000	34.3%	COPR	HORWITH	JTLX30143
02/03/09	03/05/09	005125503	71275	34,500	51,400	(16,900)	-49.0%	COPR	HORWITH	JTLX30143
02/03/09	03/05/09	005125504	71276	34,480	50,180	(15,700)	-45.5%	COPR	HORWITH	JTLX30143
02/03/09	03/05/09	005125505	71277	39,320	49,900	(10,580)	-26.9%	COPR	HORWITH	JTLX236
02/03/09	03/05/09	005125506	71278	65,360	50,660	14,700	22.5%	COPR	HORWITH	JTLX236
02/03/09	03/05/09	005125507	71279	67,300	49,940	17,360	25.8%	COPR	HORWITH	JTLX236
02/03/09	03/05/09	005125508	71280	26,520	50,560	(24,040)	-90.6%	COPR	HORWITH	JTLX236
02/03/09	03/05/09	005125509	71281	75,620	51,160	24,460	32.3%	COPR	HORWITH	CITX300028
02/03/09	03/05/09	005125510	71282	66,440	50,760	15,680	23.6%	COPR	HORWITH	CITX300028
02/03/09	03/05/09	005125511	71283	32,740	52,360	(19,620)	-59.9%	COPR	HORWITH	CITX300028
02/03/09	03/05/09	005125512	71284	32,740	49,820	(17,080)	-52.2%	COPR	HORWITH	CITX300028
02/03/09	03/05/09	005125513	71285	49,280	51,580	(2,300)	-4.7%	COPR	HORWITH	CITX300027
02/03/09	03/05/09	005125514	71286	68,500	49,700	18,800	27.4%	COPR	HORWITH	CITX300027
02/03/09	03/05/09	005125515	71287	38,280	50,060	(11,780)	-30.8%	COPR	HORWITH	CITX300027
02/03/09	03/05/09	005125516	71288	38,260	50,640	(12,380)	-32.4%	COPR	HORWITH	CITX300027
02/03/09	03/05/09	005125517	71289	65,220	49,200	16,020	24.6%	COPR	HORWITH	CEFX35246
02/03/09	03/05/09	005125518	71290	76,300	50,860	25,440	33.3%	COPR	HORWITH	CEFX35246
02/03/09	03/05/09	005125519	71291	25,660	49,340	(23,680)	-92.3%	COPR	HORWITH	CEFX35246
02/03/09	03/05/09	005125520	71292	25,640	49,580	(23,940)	-93.4%	COPR	HORWITH	CEFX35246
02/03/09	03/05/09	005125521	71293	9,280	50,880	(41,600)	-448.3%	COPR	HORWITH	CITX300133
02/03/09	03/05/09	005125522	71294	77,040	50,040	27,000	35.0%	COPR	HORWITH	CITX300133
02/03/09	03/05/09	005125523	71295	44,460	51,120	(6,660)	-15.0%	COPR	HORWITH	CITX300133
02/03/09	03/05/09	005125524	71296	68,460	52,020	16,440	24.0%	COPR	HORWITH	CITX300133
02/03/09	03/25/09	005125525	71297	9,120	51,360	(42,240)	-463.2%	COPR	HORWITH	CEFX35819
02/03/09	03/25/09	005125526	71298	68,280	52,140	16,140	23.6%	COPR	HORWITH	CEFX35819
02/03/09	03/25/09	005125527	71299	65,100	51,340	13,760	21.1%	COPR	HORWITH	CEFX35819
02/03/09	03/25/09	005125528	71300	67,340	52,280	15,060	22.4%	COPR	HORWITH	CEFX35819
02/03/09	03/05/09	005125529	71301	17,100	50,760	(33,660)	-196.8%	COPR	HORWITH	CHUX226
02/03/09	03/05/09	005125530	71302	68,200	50,880	17,320	25.4%	COPR	HORWITH	CHUX226
02/03/09	03/05/09	005125531	71303	65,200	49,560	15,640	24.0%	COPR	HORWITH	CHUX226
02/03/09	03/05/09	005125532	71304	68,140	49,840	18,300	26.9%	COPR	HORWITH	JTLX30123
02/03/09	03/05/09	005125533	71305	66,000	50,300	15,700	23.8%	COPR	HORWITH	JTLX30123
02/03/09	03/05/09	005125534	71306	34,040	50,300	(16,260)	-47.8%	COPR	HORWITH	JTLX30123
02/03/09	03/05/09	005125535	71307	34,020	50,920	(16,900)	-49.7%	COPR	HORWITH	JTLX30123
02/03/09	03/05/09	005125536	71308	8,820	49,340	(40,520)	-459.4%	COPR	HORWITH	JTLX262
02/03/09	03/05/09	005125537	71309	64,720	50,940	13,780	21.3%	COPR	HORWITH	JTLX262
02/03/09	03/05/09	005125538	71310	67,540	48,940	18,600	27.5%	COPR	HORWITH	JTLX262
02/03/09	03/25/09	005125539	71311	13,000	52,240	(39,240)	-301.8%	COPR	HORWITH	JTLX278
02/03/09	03/05/09	005125540	71312	56,020	52,380	3,640	6.5%	COPR	HORWITH	JTLX262
02/03/09	03/25/09	005125541	71313	76,160	50,640	25,520	33.5%	COPR	HORWITH	JTLX278
02/03/09	03/25/09	005125542	71314	68,480	52,660	15,820	23.1%	COPR	HORWITH	JTLX278
02/03/09	03/25/09	005125543	71315	38,260	50,840	(12,580)	-32.9%	COPR	HORWITH	JTLX278
02/03/09	03/05/09	005125544	71316	51,340	50,880	460	0.9%	COPR	HORWITH	CHUX226
02/03/09	03/25/09	005125545	71317	69,060	50,880	18,180	26.3%	COPR	HORWITH	CHUX116
02/03/09	03/25/09	005125546	71318	77,020	50,620	26,400	34.3%	COPR	HORWITH	CHUX116
02/03/09	03/25/09	005125547	71319	27,700	51,500	(23,800)	-85.9%	COPR	HORWITH	CHUX116
02/03/09	03/25/09	005125548	71320	27,700	51,100	(23,400)	-84.5%	COPR	HORWITH	CHUX116
02/03/09	03/05/09	005125549	71321	38,020	50,260	(12,240)	-32.2%	COPR	HORWITH	CEFX35821
02/03/09	03/05/09	005125550	71322	76,520	48,780	27,740	36.3%	COPR	HORWITH	CEFX35821
02/03/09	03/05/09	005125551	71323	76,700	50,740	25,960	33.8%	COPR	HORWITH	CEFX35821
02/03/09	03/05/09	005125552	71324	10,260	48,160	(37,900)	-369.4%	COPR	HORWITH	CEFX35821
02/03/09	03/05/09	005125553	71325	58,080	50,240	7,840	13.5%	COPR	HORWITH	CITX300101
02/03/09	03/05/09	005125554	71326	68,360	51,160	17,200	25.2%	COPR	HORWITH	CITX300101

Honeywell

HONEYWELL SA-7 USE HAZARDOUS WASTE TRACKING (2006)										
Date Shipped	Date of Return Manifest	State Manifest	Man. Doc #	Facilty Manifest Weight (lbs)	Estimated Weight (lbs)	Manifest - Estimate (lbs)	Manifest - Estimate (%)	Material	Transporter	RAILCAR #
02/03/09	03/05/09	005125555	71327	34,380	52,440	(18,060)	-52.5%	COPR	HORWITH	CITX300101
02/03/09	03/05/09	005125556	71328	34,400	50,080	(15,680)	-45.6%	COPR	HORWITH	CITX300101
02/03/09	03/05/09	005125557	71329	17,120	50,880	(33,760)	-197.2%	COPR	HORWITH	JTLX30114
02/03/09	03/05/09	005125558	71330	67,780	51,540	16,240	24.0%	COPR	HORWITH	JTLX30114
02/03/09	03/05/09	005125559	71331	65,360	51,980	13,380	20.5%	COPR	HORWITH	JTLX30114
02/03/09	03/05/09	005125560	71332	52,440	50,220	2,220	4.2%	COPR	HORWITH	JTLX30114
02/03/09	03/05/09	005125561	71333	69,100	49,580	19,520	28.2%	COPR	HORWITH	JTLX260
02/03/09	03/05/09	005125562	71334	68,380	50,880	17,500	25.6%	COPR	HORWITH	JTLX260
02/04/09	03/05/09	005125563	71335	32,000	49,040	(17,040)	-53.3%	COPR	HORWITH	JTLX260
02/04/09	03/05/09	005125564	71336	31,980	49,840	(17,860)	-55.8%	COPR	HORWITH	JTLX260
02/04/09	03/05/09	005125565	71337	13,740	50,740	(37,000)	-269.3%	COPR	HORWITH	CEFX35805
02/04/09	03/05/09	005125566	71338	68,920	48,320	20,600	29.9%	COPR	HORWITH	CEFX35805
02/04/09	03/05/09	005125567	71339	76,460	49,860	26,600	34.8%	COPR	HORWITH	CEFX35805
02/04/09	03/05/09	005125568	71340	38,700	52,160	(13,460)	-34.8%	COPR	HORWITH	CEFX35805
02/04/09	03/05/09	005125569	71341	66,400	48,000	18,400	27.7%	COPR	HORWITH	CHUX152
02/04/09	03/05/09	005125570	71342	67,980	51,340	16,640	24.5%	COPR	HORWITH	CHUX152
02/04/09	03/05/09	005125571	71343	31,280	52,140	(20,860)	-66.7%	COPR	HORWITH	CHUX152
02/04/09	03/05/09	005125572	71344	31,280	51,580	(20,300)	-64.9%	COPR	HORWITH	CHUX152
02/04/09	03/05/09	005125573	71345	66,240	51,280	14,960	22.6%	COPR	HORWITH	CHUX133
02/04/09	03/05/09	005125574	71346	66,640	49,080	17,560	26.4%	COPR	HORWITH	CHUX133
02/04/09	03/05/09	005125575	71347	33,560	48,400	(14,840)	-44.2%	COPR	HORWITH	CHUX133
02/04/09	03/05/09	005125576	71348	33,560	48,820	(15,260)	-45.5%	COPR	HORWITH	CHUX133
02/04/09	03/05/09	005125577	71349	42,320	49,600	(7,280)	-17.2%	COPR	HORWITH	CITX300165
02/04/09	03/05/09	005125578	71350	76,160	50,400	25,760	33.8%	COPR	HORWITH	CITX300165
02/04/09	03/05/09	005125579	71351	68,000	51,280	16,720	24.6%	COPR	HORWITH	CITX300165
02/04/09	03/05/09	005125580	71352	9,900	50,100	(40,200)	-406.1%	COPR	HORWITH	CITX300165
02/04/09	03/05/09	005125581	71353	29,200	51,400	(22,200)	-76.0%	COPR	HORWITH	CHUX324
02/04/09	03/05/09	005125582	71354	67,740	51,480	16,260	24.0%	COPR	HORWITH	CHUX324
02/04/09	03/05/09	005125583	71355	66,720	48,080	18,640	27.9%	COPR	HORWITH	CHUX324
02/04/09	03/05/09	005125584	71356	37,560	50,560	(13,000)	-34.6%	COPR	HORWITH	CHUX324
02/04/09	03/05/09	005125585	71357	12,060	50,020	(37,960)	-314.8%	COPR	HORWITH	CHUX200
02/04/09	03/05/09	005125586	71358	66,900	51,060	15,840	23.7%	COPR	HORWITH	CHUX200
02/04/09	03/05/09	005125587	71359	66,580	50,100	16,480	24.8%	COPR	HORWITH	CHUX200
02/04/09	03/05/09	005125588	71360	56,460	51,220	5,240	9.3%	COPR	HORWITH	CHUX200
02/04/09	03/05/09	005125589	71361	68,040	49,620	18,420	27.1%	COPR	HORWITH	JTLX30154
02/04/09	03/05/09	005125590	71362	75,920	48,540	27,380	36.1%	COPR	HORWITH	JTLX30154
02/04/09	03/05/09	005125591	71363	27,460	50,140	(22,680)	-82.6%	COPR	HORWITH	JTLX30154
02/04/09	03/05/09	005125592	71364	27,460	49,600	(22,140)	-80.6%	COPR	HORWITH	JTLX30154
02/04/09	03/05/09	005125593	71365	50,300	49,060	1,240	2.5%	COPR	HORWITH	CEFX35239
02/04/09	03/05/09	005125594	71366	48,320	49,020	(700)	-1.4%	COPR	HORWITH	CITX300135
02/04/09	03/05/09	005125595	71367	66,980	49,500	17,480	26.1%	COPR	HORWITH	CITX300135
02/04/09	03/05/09	005125596	71368	38,180	51,780	(13,600)	-35.6%	COPR	HORWITH	CITX300135
02/04/09	03/05/09	005125597	71369	38,180	50,400	(12,220)	-32.0%	COPR	HORWITH	CITX300135
02/04/09	03/05/09	005125598	71370	46,340	48,120	(1,780)	-3.8%	COPR	HORWITH	CHUX119
02/04/09	03/05/09	005125599	71371	66,940	49,760	17,180	25.7%	COPR	HORWITH	CHUX119
02/04/09	03/05/09	005125600	71372	17,860	50,420	(32,560)	-182.3%	COPR	HORWITH	CHUX119
02/04/09	03/05/09	005125601	71373	66,880	52,060	14,820	22.2%	COPR	HORWITH	CHUX119
02/04/09	03/05/09	005125602	71374	29,500	50,460	(20,960)	-71.1%	COPR	HORWITH	CHUX255
02/04/09	03/05/09	005125603	71375	75,940	51,900	24,040	31.7%	COPR	HORWITH	CHUX255
02/04/09	03/05/09	005125604	71376	67,700	51,000	16,700	24.7%	COPR	HORWITH	CHUX255
02/04/09	03/05/09	005125605	71377	29,640	51,760	(22,120)	-74.6%	COPR	HORWITH	CHUX255
02/04/09	03/05/09	005125606	71378	67,040	49,860	17,180	25.6%	COPR	HORWITH	CEFX35827
02/04/09	03/05/09	005125607	71379	66,480	49,600	16,880	25.4%	COPR	HORWITH	CEFX35827
02/04/09	03/05/09	005125608	71380	38,020	50,680	(12,660)	-33.3%	COPR	HORWITH	CEFX35827
02/04/09	03/05/09	005125609	71381	33,620	51,860	(18,240)	-54.3%	COPR	HORWITH	CEFX35239
02/04/09	03/05/09	005125610	71382	33,640	50,840	(17,200)	-51.1%	COPR	HORWITH	CEFX35239
02/04/09	03/05/09	005125611	71383	76,400	50,100	26,300	34.4%	COPR	HORWITH	CEFX35239
02/04/09	03/05/09	005125612	71384	38,040	50,180	(12,140)	-31.9%	COPR	HORWITH	CEFX35827
02/04/09	03/05/09	005125613	71385	67,100	52,260	14,840	22.1%	COPR	HORWITH	JTLX30144
02/04/09	03/05/09	005125614	71386	69,040	48,780	20,260	29.3%	COPR	HORWITH	JTLX30144
02/04/09	03/05/09	005125615	71387	29,940	52,000	(22,060)	-73.7%	COPR	HORWITH	JTLX30144
02/04/09	03/05/09	005125616	71388	29,940	48,080	(18,140)	-60.6%	COPR	HORWITH	JTLX30144
02/04/09	03/05/09	005125617	71389	67,140	50,040	17,100	25.5%	COPR	HORWITH	CHUX328
02/04/09	03/05/09	005125618	71390	35,220	49,580	(14,360)	-40.8%	COPR	HORWITH	CHUX328
02/04/09	03/05/09	005125619	71391	76,340	50,140	26,200	34.3%	COPR	HORWITH	CHUX328
02/04/09	03/05/09	005125620	71392	17,680	50,520	(32,840)	-185.7%	COPR	HORWITH	CHUX328
02/04/09	03/05/09	005125621	71393	67,220	49,220	18,000	26.8%	COPR	HORWITH	CHUX139
02/04/09	03/05/09	005125622	71394	32,060	49,020	(16,960)	-52.9%	COPR	HORWITH	CHUX139
02/04/09	03/05/09	005125623	71395	67,100	49,420	17,680	26.3%	COPR	HORWITH	CHUX139
02/04/09	03/05/09	005125624	71396	31,220	50,440	(19,220)	-61.6%	COPR	HORWITH	CHUX139
02/05/09	03/05/09	005125625	71397	40,000	48,860	(8,860)	-22.2%	COPR	HORWITH	CITX30016
02/05/09	03/05/09	005125626	71398	66,960	48,980	17,980	26.9%	COPR	HORWITH	CITX30016
02/05/09	03/05/09	005125627	71399	66,460	51,680	14,780	22.2%	COPR	HORWITH	CITX30016
02/05/09	03/05/09	005125628	71400	24,860	51,680	(26,820)	-107.9%	COPR	HORWITH	CITX30016

HONEYWELL SA-7 USE HAZARDOUS WASTE TRACKING (2006)										
Date Shipped	Date of Return Manifest	State Manifest	Man. Doc #	Facilty Manifest Weight (lbs)	Estimated Weight (lbs)	Manifest - Estimate (lbs)	Manifest - Estimate (%)	Material	Transporter	RAILCAR #
02/05/09	03/05/09	005125629	71401	27,400	51,200	(23,800)	-86.9%	COPR	HORWITH	CHUX258
02/05/09	03/05/09	005125630	71402	68,140	51,060	17,080	25.1%	COPR	HORWITH	CHUX258
02/05/09	03/05/09	005125631	71403	76,080	50,560	25,520	33.5%	COPR	HORWITH	CHUX258
02/05/09	03/05/09	005125632	71404	26,660	49,440	(22,780)	-85.4%	COPR	HORWITH	CHUX258
02/05/09	03/05/09	005125633	71405	19,440	52,160	(32,720)	-168.3%	COPR	HORWITH	CHUX331
02/05/09	03/05/09	005125634	71406	66,240	50,780	15,460	23.3%	COPR	HORWITH	CHUX331
02/05/09	03/05/09	005125635	71407	66,980	51,540	15,440	23.1%	COPR	HORWITH	CHUX331
02/05/09	03/05/09	005125636	71408	48,700	51,200	(2,500)	-5.1%	COPR	HORWITH	CHUX331
02/05/09	03/05/09	005125637	71409	76,020	50,580	25,440	33.5%	COPR	HORWITH	CITX300152
02/05/09	03/05/09	005125638	71410	66,860	48,780	18,080	27.0%	COPR	HORWITH	CITX300152
02/05/09	03/05/09	005125639	71411	23,780	50,520	(26,740)	-112.4%	COPR	HORWITH	CITX300152
02/05/09	03/05/09	005125640	71412	23,800	49,040	(25,240)	-106.1%	COPR	HORWITH	CITX300152
02/05/09	03/05/09	005125641	71413	36,020	50,560	(14,540)	-40.4%	COPR	HORWITH	CEFX35800
02/05/09	03/05/09	005125642	71414	64,960	50,220	14,740	22.7%	COPR	HORWITH	CEFX35800
02/05/09	03/05/09	005125643	71415	76,620	50,520	26,100	34.1%	COPR	HORWITH	CEFX35800
02/05/09	03/05/09	005125644	71416	16,920	49,620	(32,700)	-193.3%	COPR	HORWITH	CEFX35800
02/05/09	03/05/09	005125645	71417	36,960	48,640	(11,680)	-31.6%	COPR	HORWITH	CITX300022
02/05/09	03/05/09	005125646	71418	68,600	50,400	18,200	26.5%	COPR	HORWITH	CITX300022
02/05/09	03/05/09	005125647	71419	69,100	50,300	18,800	27.2%	COPR	HORWITH	CITX300022
02/05/09	03/05/09	005125648	71420	31,960	50,540	(18,580)	-58.1%	COPR	HORWITH	CITX300022
02/05/09	03/05/09	005125649	71421	10,760	49,800	(39,040)	-362.8%	COPR	HORWITH	CITX300123
02/05/09	03/05/09	005125650	71422	76,040	50,560	25,480	33.5%	COPR	HORWITH	CITX300123
02/05/09	03/05/09	005125651	71423	68,100	51,780	16,320	24.0%	COPR	HORWITH	CITX300123
02/05/09	03/05/09	005125652	71424	44,260	49,380	(5,120)	-11.6%	COPR	HORWITH	CITX300123
02/05/09	03/05/09	005125653	71425	52,620	50,240	2,380	4.5%	COPR	HORWITH	CHUX111
02/05/09	03/05/09	005125654	71426	68,860	50,020	18,840	27.4%	COPR	HORWITH	CHUX111
02/05/09	03/05/09	005125655	71427	34,400	50,720	(16,320)	-47.4%	COPR	HORWITH	CHUX111
02/05/09	03/05/09	005125656	71428	34,380	49,360	(14,980)	-43.6%	COPR	HORWITH	CHUX111
02/05/09	03/05/09	005125657	71429	67,880	51,940	15,940	23.5%	COPR	HORWITH	CEFX35236
02/05/09	03/05/09	005125658	71430	65,920	51,860	14,060	21.3%	COPR	HORWITH	CEFX35236
02/05/09	03/05/09	005125659	71431	38,240	52,420	(14,180)	-37.1%	COPR	HORWITH	CEFX35236
02/05/09	03/05/09	005125660	71432	38,240	49,360	(11,120)	-29.1%	COPR	HORWITH	CEFX35236
02/05/09	03/05/09	005125661	71433	19,620	49,920	(30,300)	-154.4%	COPR	HORWITH	JTLX188
02/05/09	03/05/09	005125662	71434	76,280	49,940	26,340	34.5%	COPR	HORWITH	JTLX188
02/05/09	03/05/09	005125663	71435	23,940	51,500	(27,560)	-115.1%	COPR	HORWITH	CEFX35247
02/05/09	03/05/09	005125664	71436	67,340	49,700	17,640	26.2%	COPR	HORWITH	JTLX188
02/05/09	03/05/09	005125665	71437	33,420	50,180	(16,760)	-50.1%	COPR	HORWITH	JTLX188
02/05/09	03/05/09	005125666	71438	68,040	49,920	18,120	26.6%	COPR	HORWITH	CEFX35247
02/05/09	03/05/09	005125667	71439	67,580	50,600	16,980	25.1%	COPR	HORWITH	CEFX35247
02/05/09	03/05/09	005125668	71440	43,500	52,100	(8,600)	-19.8%	COPR	HORWITH	CEFX35247
02/05/09	03/05/09	005125669	71441	19,720	49,040	(29,320)	-148.7%	COPR	HORWITH	CEFX35813
02/05/09	03/05/09	005125670	71442	66,860	51,420	15,440	23.1%	COPR	HORWITH	CEFX35813
02/05/09	03/05/09	005125671	71443	66,740	50,660	16,080	24.1%	COPR	HORWITH	CEFX35813
02/05/09	03/05/09	005125672	71444	24,680	48,760	(24,080)	-97.6%	COPR	HORWITH	CEFX308
02/05/09	03/05/09	005125673	71445	45,800	50,320	(4,520)	-9.9%	COPR	HORWITH	CEFX35813
02/05/09	03/05/09	005125674	71446	68,800	50,700	18,100	26.3%	COPR	HORWITH	CEFX308
02/05/09	03/05/09	005125675	71447	22,420	51,160	(28,740)	-128.2%	COPR	HORWITH	JTLX30115
02/05/09	03/05/09	005125676	71448	68,900	51,300	17,600	25.5%	COPR	HORWITH	CEFX308
02/05/09	03/05/09	005125677	71449	28,680	50,120	(21,440)	-74.8%	COPR	HORWITH	CEFX308
02/05/09	03/05/09	005125678	71450	76,800	50,880	25,920	33.8%	COPR	HORWITH	JTLX30115
02/05/09	03/05/09	005125679	71451	76,600	51,920	24,680	32.2%	COPR	HORWITH	JTLX30115
02/05/09	03/05/09	005125680	71452	28,120	51,380	(23,260)	-82.7%	COPR	HORWITH	JTLX30115
02/05/09	03/05/09	005125681	71453	40,460	52,560	(12,100)	-29.9%	COPR	HORWITH	CHUX322
02/05/09	03/05/09	005125682	71454	67,040	49,060	17,980	26.8%	COPR	HORWITH	CHUX322
02/05/09	03/05/09	005125683	71455	76,060	51,420	24,640	32.4%	COPR	HORWITH	CHUX322
02/05/09	03/05/09	005125684	71456	13,620	49,060	(35,440)	-260.2%	COPR	HORWITH	CHUX322
02/05/09	03/05/09	005125685	71457	53,300	52,540	760	1.4%	COPR	HORWITH	JTLX30134
02/05/09	03/05/09	005125686	71458	68,080	52,200	15,880	23.3%	COPR	HORWITH	JTLX30134
02/06/09	03/05/09	005125687	71459	67,020	50,280	16,740	25.0%	COPR	HORWITH	CHUX208
02/06/09	03/05/09	005125688	71460	76,180	49,300	26,880	35.3%	COPR	HORWITH	CHUX208
02/06/09	03/05/09	005125689	71461	66,720	49,140	17,580	26.3%	COPR	HORWITH	JTLX30134
02/06/09	03/05/09	005125690	71462	24,120	51,380	(27,260)	-113.0%	COPR	HORWITH	CHUX208
02/06/09	03/05/09	005125691	71463	24,140	49,280	(25,140)	-104.1%	COPR	HORWITH	CHUX208
02/06/09	03/05/09	005125692	71464	14,060	51,420	(37,360)	-265.7%	COPR	HORWITH	JTLX30134
02/06/09	03/05/09	005125693	71465	43,460	50,980	(7,520)	-17.3%	COPR	HORWITH	CEFX35808
02/06/09	03/05/09	005125694	71466	65,820	52,240	13,580	20.6%	COPR	HORWITH	CEFX35808
02/06/09	03/05/09	005125695	71467	66,060	50,440	15,620	23.6%	COPR	HORWITH	CHUX151
02/06/09	03/05/09	005125696	71468	67,080	50,500	16,580	24.7%	COPR	HORWITH	CEFX35808
02/06/09	03/05/09	005125697	71469	22,840	52,340	(29,500)	-129.2%	COPR	HORWITH	CEFX35808
02/06/09	03/05/09	005125698	71470	52,040	48,000	4,040	7.8%	COPR	HORWITH	CHUX151
02/06/09	03/05/09	005125699	71471	38,400	49,620	(11,220)	-29.2%	COPR	HORWITH	CHUX151
02/06/09	03/05/09	005125700	71472	38,420	49,240	(10,820)	-28.2%	COPR	HORWITH	CHUX151
02/06/09	03/05/09	005125701	71473	43,000	50,060	(7,060)	-16.4%	COPR	HORWITH	CHUX157
02/06/09	03/05/09	005125702	71474	68,380	50,020	18,360	26.8%	COPR	HORWITH	CHUX157

Honeywell

HONEYWELL SA-7 USE HAZARDOUS WASTE TRACKING (2006)										
Date Shipped	Date of Return Manifest	State Manifest	Man. Doc #	Facilty Manifest Weight (lbs)	Estimated Weight (lbs)	Manifest - Estimate (lbs)	Manifest - Estimate (%)	Material	Transporter	RAILCAR #
02/06/09	03/05/09	005125703	71475	68,020	49,420	18,600	27.3%	COPR	HORWITH	CHUX157
02/06/09	03/05/09	005125704	71476	15,540	50,880	(35,340)	-227.4%	COPR	HORWITH	CHUX157
02/06/09	03/05/09	005125705	71477	18,880	48,720	(29,840)	-158.1%	COPR	HORWITH	CHUX263
02/06/09	03/05/09	005125706	71478	76,240	51,160	25,080	32.9%	COPR	HORWITH	CHUX263
02/06/09	03/05/09	005125707	71479	77,420	51,400	26,020	33.6%	COPR	HORWITH	CHUX263
02/06/09	03/05/09	005125708	71480	25,260	51,120	(25,860)	-102.4%	COPR	HORWITH	CHUX263
02/06/09	03/05/09	005125709	71481	75,700	48,860	26,840	35.5%	COPR	HORWITH	JTLX261
02/06/09	03/05/09	005125710	71482	17,040	52,120	(35,080)	-205.9%	COPR	HORWITH	JTLX261
02/06/09	03/05/09	005125711	71483	75,780	51,320	24,460	32.3%	COPR	HORWITH	JTLX261
02/06/09	03/05/09	005125712	71484	9,600	49,100	(39,500)	-411.5%	COPR	HORWITH	CITX300163
02/06/09	03/05/09	005125713	71485	27,340	49,700	(22,360)	-81.8%	COPR	HORWITH	JTLX261
02/06/09	03/05/09	005125714	71486	68,080	49,620	18,460	27.1%	COPR	HORWITH	CITX300163
02/06/09	03/05/09	005125715	71487	46,240	48,060	(1,820)	-3.9%	COPR	HORWITH	CITX300163
02/06/09	03/05/09	005125716	71488	67,380	51,120	16,260	24.1%	COPR	HORWITH	CITX300163
02/06/09	03/05/09	005125717	71489	68,080	50,980	17,100	25.1%	COPR	HORWITH	CITX300129
02/06/09	03/05/09	005125718	71490	60,000	48,700	11,300	18.8%	COPR	HORWITH	CHUX115
02/06/09	03/05/09	005125719	71491	68,600	48,680	19,920	29.0%	COPR	HORWITH	CHUX115
02/06/09	03/05/09	005125720	71492	29,480	48,560	(19,080)	-64.7%	COPR	HORWITH	CHUX115
02/06/09	03/05/09	005125721	71493	29,460	49,320	(19,860)	-67.4%	COPR	HORWITH	CHUX115
02/06/09	03/05/09	005125722	71494	25,500	49,620	(24,120)	-94.6%	COPR	HORWITH	CHUX250
02/06/09	03/05/09	005125723	71495	77,600	52,360	25,240	32.5%	COPR	HORWITH	CHUX250
02/06/09	03/05/09	005125724	71496	77,040	49,080	27,960	36.3%	COPR	HORWITH	CHUX250
02/06/09	03/05/09	005125725	71497	67,160	50,540	16,620	24.7%	COPR	HORWITH	CHUX129
02/06/09	03/05/09	005125726	71498	16,620	51,340	(34,720)	-208.9%	COPR	HORWITH	CHUX250
02/06/09	03/05/09	005125727	71499	68,500	50,500	18,000	26.3%	COPR	HORWITH	JTLX175
02/06/09	03/05/09	005125728	71500	21,940	52,140	(30,200)	-137.6%	COPR	HORWITH	CHUX129
02/06/09	03/05/09	005125729	71501	68,080	52,360	15,720	23.1%	COPR	HORWITH	CHUX129
02/06/09	03/05/09	005125730	71502	39,880	48,080	(8,200)	-20.6%	COPR	HORWITH	CHUX129
02/06/09	03/05/09	005125731	71503	76,540	49,480	27,060	35.4%	COPR	HORWITH	JTLX175
02/06/09	03/05/09	005125732	71504	23,320	48,720	(25,400)	-108.9%	COPR	HORWITH	JTLX175
02/06/09	03/05/09	005125733	71505	23,320	50,300	(26,980)	-115.7%	COPR	HORWITH	JTLX175
02/06/09	03/05/09	005125734	71506	68,480	50,780	17,700	25.8%	COPR	HORWITH	CITX300129
02/06/09	03/05/09	005125735	71507	29,500	50,980	(21,480)	-72.8%	COPR	HORWITH	CITX300129
02/06/09	03/05/09	005125736	71508	29,480	50,560	(21,080)	-71.5%	COPR	HORWITH	CITX300129
02/06/09	03/05/09	005125737	71509	42,540	51,180	(8,640)	-20.3%	COPR	HORWITH	JTLX192
02/06/09	03/05/09	005125738	71510	68,160	50,320	17,840	26.2%	COPR	HORWITH	JTLX192
02/06/09	03/05/09	005125739	71511	66,760	51,620	15,140	22.7%	COPR	HORWITH	JTLX192
02/06/09	03/05/09	005125740	71512	23,400	51,400	(28,000)	-119.7%	COPR	HORWITH	JTLX192
02/06/09	03/05/09	005125741	71513	7,400	50,680	(43,280)	-584.9%	COPR	HORWITH	CHUX215
02/06/09	03/05/09	005125742	71514	67,420	50,020	17,400	25.8%	COPR	HORWITH	CHUX215
02/06/09	03/05/09	005125743	71515	75,780	50,900	24,880	32.8%	COPR	HORWITH	CHUX215
02/06/09	03/05/09	005125744	71516	51,100	49,020	2,080	4.1%	COPR	HORWITH	CHUX215
02/06/09	03/05/09	005125745	71517	52,860	50,240	2,620	5.0%	COPR	HORWITH	JTLX168
02/06/09	03/05/09	005125746	71518	65,200	49,320	15,880	24.4%	COPR	HORWITH	JTLX168
02/06/09	03/05/09	005125747	71519	67,640	48,380	19,260	28.5%	COPR	HORWITH	JTLX168
02/06/09	03/05/09	005125748	71520	9,160	50,480	(41,320)	-451.1%	COPR	HORWITH	JTLX168
02/09/09	03/05/09	005125749	71521	46,300	49,880	(3,580)	-7.7%	COPR	HORWITH	CITX300128
02/09/09	03/05/09	005125750	71522	67,760	51,620	16,140	23.8%	COPR	HORWITH	CITX300128
02/09/09	03/05/09	005125751	71523	38,020	51,600	(13,580)	-35.7%	COPR	HORWITH	CITX300128
02/09/09	03/05/09	005125752	71524	55,440	51,380	4,060	7.3%	COPR	HORWITH	CITX300020
02/09/09	03/05/09	005125753	71525	38,000	51,620	(13,620)	-35.8%	COPR	HORWITH	CITX300128
02/09/09	03/05/09	005125754	71526	31,640	49,780	(18,140)	-57.3%	COPR	HORWITH	DJLX98531
02/09/09	03/05/09	005125755	71527	66,520	50,860	15,660	23.5%	COPR	HORWITH	CITX300020
02/09/09	03/05/09	005125756	71528	67,240	50,260	16,980	25.3%	COPR	HORWITH	CITX300020
02/09/09	03/05/09	005125757	71529	18,920	51,220	(32,300)	-170.7%	COPR	HORWITH	CITX300020
02/09/09	03/05/09	005125758	71530	76,200	50,540	25,660	33.7%	COPR	HORWITH	DJLX98531
02/09/09	03/05/09	005125759	71531	20,500	51,480	(30,980)	-151.1%	COPR	HORWITH	DJLX98531
02/09/09	03/05/09	005125760	71532	68,100	50,260	17,840	26.2%	COPR	HORWITH	DJLX98531
02/09/09	03/05/09	005125761	71533	20,820	48,200	(27,380)	-131.5%	COPR	HORWITH	CHUX281
02/09/09	03/05/09	005125762	71534	78,760	48,140	30,620	38.9%	COPR	HORWITH	CHUX281
02/09/09	03/05/09	005125763	71535	68,540	48,160	20,380	29.7%	COPR	HORWITH	CHUX281
02/09/09	03/05/09	005125764	71536	19,240	49,120	(29,880)	-155.3%	COPR	HORWITH	CHUX281
02/09/09	03/05/09	005125765	71537	68,460	49,160	19,300	28.2%	COPR	HORWITH	NDYX320452
02/09/09	03/05/09	005125766	71538	68,260	48,180	20,080	29.4%	COPR	HORWITH	NDYX320452
02/09/09	03/05/09	005125767	71539	45,780	49,280	(3,500)	-7.6%	COPR	HORWITH	CHUX267
02/09/09	03/05/09	005125768	71540	28,160	49,160	(21,000)	-74.6%	COPR	HORWITH	NDYX320452
02/09/09	03/05/09	005125769	71541	28,160	49,980	(21,820)	-77.5%	COPR	HORWITH	NDYX320452
02/09/09	03/05/09	005125770	71542	77,020	49,560	27,460	35.7%	COPR	HORWITH	CHUX267
02/09/09	03/05/09	005125771	71543	38,220	52,200	(13,980)	-36.6%	COPR	HORWITH	CHUX267
02/09/09	03/05/09	005125772	71544	38,220	50,600	(12,380)	-32.4%	COPR	HORWITH	CHUX267
02/09/09	03/05/09	005125773	71545	42,500	50,420	(7,920)	-18.6%	COPR	HORWITH	CEFX35824
02/09/09	03/05/09	005125774	71546	68,260	50,320	17,940	26.3%	COPR	HORWITH	CEFX35824
02/09/09	03/05/09	005125775	71547	67,580	50,920	16,660	24.7%	COPR	HORWITH	CEFX35824
02/09/09	03/05/09	005125776	71548	19,620	51,920	(32,300)	-164.6%	COPR	HORWITH	CEFX35824

Honeywell

HONEYWELL SA-7 USE HAZARDOUS WASTE TRACKING (2006)										
Date Shipped	Date of Return Manifest	State Manifest	Man. Doc #	Facilty Manifest Weight (lbs)	Estimated Weight (lbs)	Manifest - Estimate (lbs)	Manifest - Estimate (%)	Material	Transporter	RAILCAR #
02/09/09	03/05/09	005125777	71549	11,300	50,100	(38,800)	-343.4%	COPR	HORWITH	CEFX35245
02/09/09	03/05/09	005125778	71550	65,120	51,840	13,280	20.4%	COPR	HORWITH	CEFX35245
02/09/09	03/05/09	005125779	71551	23,200	50,940	(27,740)	-119.6%	COPR	HORWITH	JTLX234
02/09/09	03/05/09	005125780	71552	77,100	49,820	27,280	35.4%	COPR	HORWITH	JTLX234
02/09/09	03/05/09	005125781	71553	68,340	51,260	17,080	25.0%	COPR	HORWITH	JTLX234
02/09/09	03/05/09	005125782	71554	26,040	50,840	(24,800)	-95.2%	COPR	HORWITH	JTLX234
02/09/09	03/05/09	005125783	71555	30,780	50,080	(19,300)	-62.7%	COPR	HORWITH	CITX300021
02/09/09	03/05/09	005125784	71556	66,420	51,460	14,960	22.5%	COPR	HORWITH	CITX300021
02/09/09	03/05/09	005125785	71557	65,160	50,320	14,840	22.8%	COPR	HORWITH	CITX300021
02/09/09	03/05/09	005125786	71558	18,980	50,900	(31,920)	-168.2%	COPR	HORWITH	CHUX315
02/09/09	03/05/09	005125787	71559	35,660	51,900	(16,240)	-45.5%	COPR	HORWITH	CITX300021
02/09/09	03/05/09	005125788	71560	68,040	50,460	17,580	25.8%	COPR	HORWITH	CHUX315
02/09/09	03/05/09	005125789	71561	75,780	51,800	23,980	31.6%	COPR	HORWITH	CHUX315
02/09/09	03/05/09	005125790	71562	36,120	51,260	(15,140)	-41.9%	COPR	HORWITH	CHUX315
02/09/09	03/05/09	005125791	71563	67,160	50,340	16,820	25.0%	COPR	HORWITH	CEFX35245
02/09/09	03/05/09	005125792	71564	56,920	51,280	5,640	9.9%	COPR	HORWITH	CEFX35245
02/09/09	03/05/09	005125793	71565	76,220	50,880	25,340	33.2%	COPR	HORWITH	CITX300141
02/09/09	03/05/09	005125794	71566	67,020	51,760	15,260	22.8%	COPR	HORWITH	CITX300141
02/09/09	03/05/09	005125795	71567	27,600	51,320	(23,720)	-85.9%	COPR	HORWITH	CITX300141
02/09/09	03/05/09	005125796	71568	27,600	52,120	(24,520)	-88.8%	COPR	HORWITH	CITX300141
02/09/09	03/05/09	005125797	71569	67,140	52,300	14,840	22.1%	COPR	HORWITH	JTLX30170
02/09/09	03/05/09	005125798	71570	76,040	52,400	23,640	31.1%	COPR	HORWITH	JTLX30170
02/09/09	03/05/09	005125799	71571	34,060	51,600	(17,540)	-51.5%	COPR	HORWITH	JTLX30170
02/09/09	03/25/09	005125800	71572	68,780	51,720	17,060	24.8%	COPR	HORWITH	CEFX35843
02/09/09	03/05/09	005125801	71573	34,060	50,220	(16,160)	-47.4%	COPR	HORWITH	JTLX30170
02/09/09	03/25/09	005125802	71574	68,840	51,420	17,420	25.3%	COPR	HORWITH	CEFX35843
02/09/09	03/25/09	005125803	71575	31,040	50,980	(19,940)	-64.2%	COPR	HORWITH	CEFX35843
02/09/09	03/25/09	005125804	71576	31,060	52,020	(20,960)	-67.5%	COPR	HORWITH	CEFX35843
02/09/09	03/05/09	005125805	71577	49,500	49,660	(160)	-0.3%	COPR	HORWITH	CITX300166
02/09/09	03/05/09	005125806	71578	38,400	49,820	(11,420)	-29.7%	COPR	HORWITH	CITX300166
02/09/09	03/05/09	005125807	71579	76,780	52,100	24,680	32.1%	COPR	HORWITH	CITX300166
02/09/09	03/05/09	005125808	71580	38,420	51,180	(12,760)	-33.2%	COPR	HORWITH	CITX300166
02/10/09	03/05/09	005125809	71581	38,400	50,460	(12,060)	-31.4%	COPR	HORWITH	CHUX118
02/10/09	03/05/09	005125810	71582	68,260	50,260	18,000	26.4%	COPR	HORWITH	CHUX118
02/10/09	03/05/09	005125811	71583	68,480	51,220	17,260	25.2%	COPR	HORWITH	CHUX118
02/10/09	03/05/09	005125812	71584	31,100	51,420	(20,320)	-65.3%	COPR	HORWITH	CHUX118
02/10/09	03/25/09	005125813	71585	68,080	49,880	18,200	26.7%	COPR	HORWITH	JTLX30130
02/10/09	03/25/09	005125814	71586	67,260	50,840	16,420	24.4%	COPR	HORWITH	JTLX30130
02/10/09	03/25/09	005125815	71587	65,580	51,340	14,240	21.7%	COPR	HORWITH	JTLX30130
02/10/09	03/25/09	005125816	71588	7,680	51,580	(43,900)	-571.6%	COPR	HORWITH	JTLX30130
02/10/09	03/05/09	005125817	71589	20,860	51,240	(30,380)	-145.6%	COPR	HORWITH	CEFX35844
02/10/09	03/05/09	005125818	71590	65,080	50,720	14,360	22.1%	COPR	HORWITH	CEFX35844
02/10/09	03/05/09	005125819	71591	76,980	51,080	25,900	33.6%	COPR	HORWITH	CEFX35844
02/10/09	03/05/09	005125820	71592	38,420	50,680	(12,260)	-31.9%	COPR	HORWITH	CEFX35844
02/10/09	03/05/09	005125821	71593	21,940	50,960	(29,020)	-132.3%	COPR	HORWITH	CITX300162
02/10/09	03/05/09	005125822	71594	68,120	51,760	16,360	24.0%	COPR	HORWITH	CITX300162
02/10/09	03/05/09	005125823	71595	68,180	51,820	16,360	24.0%	COPR	HORWITH	CITX300162
02/10/09	03/05/09	005125824	71596	46,460	50,260	(3,800)	-8.2%	COPR	HORWITH	CITX300162
02/10/09	03/05/09	005125825	71597	51,740	51,780	(40)	-0.1%	COPR	HORWITH	CITX300148
02/10/09	03/05/09	005125826	71598	76,360	50,640	25,720	33.7%	COPR	HORWITH	CITX300148
02/10/09	03/05/09	005125827	71599	37,700	51,660	(13,960)	-37.0%	COPR	HORWITH	CITX300148
02/10/09	03/05/09	005125828	71600	37,700	50,860	(13,160)	-34.9%	COPR	HORWITH	CITX300148
02/10/09	03/05/09	005125829	71601	76,480	49,880	26,600	34.8%	COPR	HORWITH	CITX300131
02/10/09	03/05/09	005125830	71602	76,480	50,400	26,080	34.1%	COPR	HORWITH	CITX300131
02/10/09	03/05/09	005125831	71603	23,300	48,020	(24,720)	-106.1%	COPR	HORWITH	CITX300131
02/10/09	03/05/09	005125832	71604	23,320	50,760	(27,440)	-117.7%	COPR	HORWITH	CITX300131
02/10/09	03/05/09	005125833	71605	26,000	50,420	(24,420)	-93.9%	COPR	HORWITH	JTLX30172
02/10/09	03/05/09	005125834	71606	67,380	50,240	17,140	25.4%	COPR	HORWITH	JTLX30172
02/10/09	03/05/09	005125835	71607	40,340	52,360	(12,020)	-29.8%	COPR	HORWITH	JTLX30172
02/10/09	03/05/09	005125836	71608	75,920	51,600	24,320	32.0%	COPR	HORWITH	JTLX30172
02/10/09	03/05/09	005125837	71609	44,760	51,380	(6,620)	-14.8%	COPR	HORWITH	M,NB BN
02/10/09	03/05/09	005125838	71610	76,620	51,220	25,400	33.2%	COPR	HORWITH	CITX300122
02/10/09	03/05/09	005125839	71611	68,860	51,280	17,580	25.5%	COPR	HORWITH	CITX300122
02/10/09	03/05/09	005125840	71612	15,040	50,720	(35,680)	-237.2%	COPR	HORWITH	CITX300122
02/10/09	03/05/09	005125841	71613	31,560	51,460	(19,900)	-63.1%	COPR	HORWITH	CHUX246
02/10/09	03/25/09	005125842	71614	59,280	50,680	8,600	14.5%	COPR	HORWITH	JTLX30160
02/10/09	03/25/09	005125843	71615	34,260	50,520	(16,260)	-47.5%	COPR	HORWITH	JTLX30160
02/10/09	03/25/09	005125844	71616	68,220	50,060	18,160	26.6%	COPR	HORWITH	JTLX30160
02/10/09	03/05/09	005125845	71617	68,760	49,060	19,700	28.7%	COPR	HORWITH	CHUX246
02/10/09	03/25/09	005125846	71618	34,260	49,240	(14,980)	-43.7%	COPR	HORWITH	JTLX30160
02/10/09	03/05/09	005125847	71619	29,600	50,760	(21,160)	-71.5%	COPR	HORWITH	JTLX30128
02/10/09	03/05/09	005125848	71620	67,620	51,440	16,180	23.9%	COPR	HORWITH	CHUX246
02/10/09	03/05/09	005125849	71621	31,560	50,420	(18,860)	-59.8%	COPR	HORWITH	CHUX246
02/10/09	03/05/09	005125850	71622	67,640	52,040	15,600	23.1%	COPR	HORWITH	JTLX30128

Honeywell

HONEYWELL SA-7 USE HAZARDOUS WASTE TRACKING (2006)										
Date Shipped	Date of Return Manifest	State Manifest	Man. Doc #	Facilty Manifest Weight (lbs)	Estimated Weight (lbs)	Manifest - Estimate (lbs)	Manifest - Estimate (%)	Material	Transporter	RAILCAR #
02/10/09	03/05/09	005125851	71623	43,620	50,360	(6,740)	-15.5%	COPR	HORWITH	CHUX187
02/10/09	03/05/09	005125852	71624	66,900	51,460	15,440	23.1%	COPR	HORWITH	JTLX30128
02/10/09	03/05/09	005125853	71625	39,020	51,120	(12,100)	-31.0%	COPR	HORWITH	JTLX30128
02/10/09	03/05/09	005125854	71626	76,020	51,180	24,840	32.7%	COPR	HORWITH	CEFX35812
02/10/09	03/05/09	005125855	71627	76,320	51,020	25,300	33.1%	COPR	HORWITH	CEFX35812
02/10/09	03/05/09	005125856	71628	23,140	50,820	(27,680)	-119.6%	COPR	HORWITH	CEFX35812
02/10/09	03/05/09	005125857	71629	23,160	49,700	(26,540)	-114.6%	COPR	HORWITH	CEFX35812
02/10/09	03/05/09	005125860	71630	66,400	50,820	15,580	23.5%	COPR	HORWITH	CHUX187
02/10/09	03/05/09	005125861	71631	67,400	50,140	17,260	25.6%	COPR	HORWITH	CHUX187
02/10/09	03/05/09	005125862	71632	24,340	49,400	(25,060)	-103.0%	COPR	HORWITH	CHUX187
02/10/09	03/05/09	005125863	71633	35,780	50,460	(14,680)	-41.0%	COPR	HORWITH	DJLX98515
02/10/09	03/05/09	005125864	71634	76,020	48,740	27,280	35.9%	COPR	HORWITH	DJLX98515
02/10/09	03/05/09	005125865	71635	67,560	50,660	16,900	25.0%	COPR	HORWITH	DJLX98515
02/10/09	03/05/09	005125866	71636	53,360	49,580	3,780	7.1%	COPR	HORWITH	NDYX320445
02/10/09	03/05/09	005125867	71637	21,480	50,940	(29,460)	-137.2%	COPR	HORWITH	DJLX98515
02/10/09	03/05/09	005125868	71638	76,620	50,960	25,660	33.5%	COPR	HORWITH	NDYX320445
02/10/09	03/05/09	005125869	71639	38,520	51,680	(13,160)	-34.2%	COPR	HORWITH	NDYX320445
02/10/09	03/05/09	005125870	71640	38,520	51,920	(13,400)	-34.8%	COPR	HORWITH	NDYX320445
02/10/09	03/25/09	005125871	71641	27,940	50,480	(22,540)	-80.7%	COPR	HORWITH	JTLX30160
02/10/09	03/25/09	005125872	71642	76,060	51,000	25,060	32.9%	COPR	HORWITH	JTLX30160
02/11/09	03/25/09	005125873	71643	76,180	51,400	24,780	32.5%	COPR	HORWITH	JTLX30160
02/11/09	03/25/09	005125874	71644	24,180	50,340	(26,160)	-108.2%	COPR	HORWITH	JTLX30160
02/11/09	03/25/09	005125875	71645	40,800	50,580	(9,780)	-24.0%	COPR	HORWITH	JTLX30101
02/11/09	03/25/09	005125876	71646	66,680	49,620	17,060	25.6%	COPR	HORWITH	JTLX30101
02/11/09	03/25/09	005125877	71647	65,240	50,960	14,280	21.9%	COPR	HORWITH	JTLX30101
02/11/09	03/25/09	005125878	71648	27,940	51,000	(23,060)	-82.5%	COPR	HORWITH	JTLX30101
02/11/09	03/25/09	005125879	71649	23,560	49,360	(25,800)	-109.5%	COPR	HORWITH	NDYX320461
02/11/09	03/25/09	005125880	71650	76,160	51,380	24,780	32.5%	COPR	HORWITH	NDYX320461
02/11/09	03/25/09	005125881	71651	75,680	50,140	25,540	33.7%	COPR	HORWITH	NDYX320461
02/11/09	03/25/09	005125882	71652	26,080	51,060	(24,980)	-95.8%	COPR	HORWITH	NDYX320461
02/11/09	03/25/09	005125883	71653	53,700	52,320	1,380	2.6%	COPR	HORWITH	CHUX155
02/11/09	03/25/09	005125884	71654	56,560	52,000	4,560	8.1%	COPR	HORWITH	CHUX155
02/11/09	03/25/09	005125885	71655	76,180	49,920	26,260	34.5%	COPR	HORWITH	CHUX155
02/11/09	03/25/09	005125886	71656	14,500	51,260	(36,760)	-253.5%	COPR	HORWITH	CHUX155
02/11/09	03/25/09	005125887	71657	51,380	51,240	140	0.3%	COPR	HORWITH	JTLX166
02/11/09	03/25/09	005125888	71658	67,060	50,860	16,200	24.2%	COPR	HORWITH	JTLX166
02/11/09	03/25/09	005125889	71659	67,060	49,320	17,740	26.5%	COPR	HORWITH	JTLX166
02/11/09	03/25/09	005125890	71660	11,780	51,160	(39,380)	-334.3%	COPR	HORWITH	JTLX166
02/11/09	03/25/09	005125891	71661	67,680	49,140	18,540	27.4%	COPR	HORWITH	CITX300115
02/11/09	03/25/09	005125892	71662	76,680	49,120	27,560	35.9%	COPR	HORWITH	CITX300115
02/11/09	03/25/09	005125893	71663	28,440	49,700	(21,260)	-74.8%	COPR	HORWITH	CITX300115
02/11/09	03/25/09	005125894	71664	28,460	48,040	(19,580)	-68.8%	COPR	HORWITH	CITX300115
02/11/09	03/25/09	005125895	71665	26,440	49,280	(22,840)	-86.4%	COPR	HORWITH	CITX300106
02/11/09	03/25/09	005125896	71666	66,600	50,600	16,000	24.0%	COPR	HORWITH	CITX300106
02/11/09	03/25/09	005125897	71667	65,520	49,340	16,180	24.7%	COPR	HORWITH	CITX300106
02/11/09	03/25/09	005125898	71668	39,560	49,220	(9,660)	-24.4%	COPR	HORWITH	CITX300106
02/11/09	03/25/09	005125899	71669	76,280	50,260	26,020	34.1%	COPR	HORWITH	CEFX35836
02/11/09	03/25/09	005125900	71670	75,700	49,940	25,760	34.0%	COPR	HORWITH	CEFX35836
02/11/09	03/25/09	005125901	71671	20,680	49,760	(29,080)	-140.6%	COPR	HORWITH	CEFX35836
02/11/09	03/25/09	005125902	71672	20,680	49,400	(28,720)	-138.9%	COPR	HORWITH	CEFX35836
02/11/09	03/05/09	005125903	71673	65,400	50,140	15,260	23.3%	COPR	HORWITH	CEFX35811
02/11/09	03/12/09	005125904	71674	19,440	50,080	(30,640)	-157.6%	COPR	HORWITH	CEFX35840
02/11/09	03/12/09	005125905	71675	67,220	49,660	17,560	26.1%	COPR	HORWITH	CEFX35840
02/11/09	03/12/09	005125906	71676	76,340	50,200	26,140	34.2%	COPR	HORWITH	CEFX35840
02/11/09	03/25/09	005125907	71677	61,780	50,660	11,120	18.0%	COPR	HORWITH	JTLX30140
02/11/09	03/12/09	005125908	71678	46,240	49,980	(3,740)	-8.1%	COPR	HORWITH	CEFX35840
02/11/09	03/25/09	005125909	71679	76,140	51,200	24,940	32.8%	COPR	HORWITH	JTLX30140
02/11/09	03/25/09	005125910	71680	33,920	50,120	(16,200)	-47.8%	COPR	HORWITH	JTLX30140
02/11/09	03/25/09	005125911	71681	76,980	50,220	26,760	34.8%	COPR	HORWITH	CHUX183
02/11/09	03/25/09	005125912	71682	33,920	50,780	(16,860)	-49.7%	COPR	HORWITH	JTLX30140
02/11/09	03/25/09	005125913	71683	44,400	50,280	(5,880)	-13.2%	COPR	HORWITH	CHUX183
02/11/09	03/25/09	005125914	71684	34,320	50,180	(15,860)	-46.2%	COPR	HORWITH	CHUX183
02/11/09	03/25/09	005125915	71685	34,300	49,820	(15,520)	-45.2%	COPR	HORWITH	CHUX183
02/11/09	03/25/09	005125916	71686	38,260	50,000	(11,740)	-30.7%	COPR	HORWITH	JTLX30133
02/11/09	03/25/09	005125917	71687	68,360	51,120	17,240	25.2%	COPR	HORWITH	JTLX30133
02/11/09	03/25/09	005125918	71688	68,760	50,560	18,200	26.5%	COPR	HORWITH	JTLX30133
02/11/09	03/25/09	005125919	71689	33,480	51,280	(17,800)	-53.2%	COPR	HORWITH	JTLX30133
02/11/09	03/05/09	005125920	71690	75,940	52,260	23,680	31.2%	COPR	HORWITH	CHUX299
02/11/09	03/05/09	005125921	71691	76,180	51,360	24,820	32.6%	COPR	HORWITH	CHUX299
02/11/09	03/05/09	005125922	71692	27,040	50,320	(23,280)	-86.1%	COPR	HORWITH	CHUX299
02/11/09	03/05/09	005125923	71693	27,060	49,840	(22,780)	-84.2%	COPR	HORWITH	CHUX299
02/11/09	03/05/09	005125924	71694	66,420	48,260	18,160	27.3%	COPR	HORWITH	CEFX35811
02/11/09	03/05/09	005125925	71695	33,540	52,120	(18,580)	-55.4%	COPR	HORWITH	CEFX35811
02/11/09	03/05/09	005125926	71696	33,540	50,300	(16,760)	-50.0%	COPR	HORWITH	CEFX35811

HONEYWELL SA-7 USE HAZARDOUS WASTE TRACKING (2006)										
Date Shipped	Date of Return Manifest	State Manifest	Man. Doc #	Facilty Manifest Weight (lbs)	Estimated Weight (lbs)	Manifest - Estimate (lbs)	Manifest - Estimate (%)	Material	Transporter	RAILCAR #
02/11/09	03/25/09	005125927	71697	67,940	50,660	17,280	25.4%	COPR	HORWITH	JTLX30121
02/11/09	03/25/09	005125928	71698	75,840	50,040	25,800	34.0%	COPR	HORWITH	JTLX30121
02/11/09	03/25/09	005125929	71699	69,160	49,860	19,300	27.9%	COPR	HORWITH	JTLX30162
02/11/09	03/25/09	005125930	71700	29,500	49,540	(20,040)	-67.9%	COPR	HORWITH	JTLX30121
02/11/09	03/25/09	005125931	71701	29,500	50,380	(20,880)	-70.8%	COPR	HORWITH	JTLX30121
02/11/09	03/25/09	005125932	71702	68,260	50,460	17,800	26.1%	COPR	HORWITH	JTLX30162
02/11/09	03/25/09	005125933	71703	30,780	50,060	(19,280)	-62.6%	COPR	HORWITH	JTLX30162
02/11/09	03/25/09	005125934	71704	30,780	50,260	(19,480)	-63.3%	COPR	HORWITH	JTLX30162
02/12/09	03/25/09	005125935	71705	36,100	49,520	(13,420)	-37.2%	COPR	HORWITH	CHUX198
02/12/09	03/25/09	005125936	71706	69,280	50,040	19,240	27.8%	COPR	HORWITH	CHUX198
02/12/09	03/25/09	005125937	71707	76,740	50,620	26,120	34.0%	COPR	HORWITH	CHUX198
02/12/09	03/25/09	005125938	71708	17,720	50,440	(32,720)	-184.7%	COPR	HORWITH	CHUX198
02/12/09	03/25/09	005125939	71709	47,860	49,980	(2,120)	-4.4%	COPR	HORWITH	CHUX112
02/12/09	03/25/09	005125940	71710	68,780	49,460	19,320	28.1%	COPR	HORWITH	CHUX112
02/12/09	03/25/09	005125941	71711	38,060	49,200	(11,140)	-29.3%	COPR	HORWITH	CHUX112
02/12/09	03/25/09	005125942	71712	38,040	48,520	(10,480)	-27.5%	COPR	HORWITH	CHUX112
02/12/09	03/25/09	005125943	71713	76,860	49,780	27,080	35.2%	COPR	HORWITH	CEFX35852
02/12/09	03/25/09	005125944	71714	23,560	49,460	(25,900)	-109.9%	COPR	HORWITH	CEFX35852
02/12/09	03/25/09	005125945	71715	77,060	48,800	28,260	36.7%	COPR	HORWITH	CEFX35852
02/12/09	03/25/09	005125946	71716	20,500	51,560	(31,060)	-151.5%	COPR	HORWITH	CEFX35852
02/12/09	03/25/09	005125947	71717	24,040	50,680	(26,640)	-110.8%	COPR	HORWITH	JTLX170
02/12/09	03/25/09	005125948	71718	68,040	49,480	18,560	27.3%	COPR	HORWITH	JTLX170
02/12/09	03/25/09	005125949	71719	64,980	51,600	13,380	20.6%	COPR	HORWITH	JTLX170
02/12/09	03/25/09	005125950	71720	43,780	49,140	(5,360)	-12.2%	COPR	HORWITH	JTLX170
02/12/09	03/25/09	005125951	71721	14,560	52,280	(37,720)	-259.1%	COPR	HORWITH	CHUX180
02/12/09	03/25/09	005125952	71722	76,820	51,560	25,260	32.9%	COPR	HORWITH	CHUX180
02/12/09	03/25/09	005125953	71723	68,200	49,800	18,400	27.0%	COPR	HORWITH	CHUX180
02/12/09	03/25/09	005125954	71724	44,620	51,200	(6,580)	-14.7%	COPR	HORWITH	CHUX180
02/12/09	03/25/09	005125956	71725	77,820	49,940	27,880	35.8%	COPR	HORWITH	CHUX223
02/12/09	03/25/09	005125957	71726	68,560	51,120	17,440	25.4%	COPR	HORWITH	CHUX223
02/12/09	03/25/09	005125958	71727	26,400	49,900	(23,500)	-89.0%	COPR	HORWITH	CHUX223
02/12/09	03/25/09	005125959	71728	26,380	51,360	(24,980)	-94.7%	COPR	HORWITH	CHUX223
02/12/09	03/25/09	005125960	71729	15,760	50,860	(35,100)	-222.7%	COPR	HORWITH	JTLX30147
02/12/09	03/25/09	005125961	71730	77,900	52,000	25,900	33.2%	COPR	HORWITH	JTLX30147
02/12/09	03/25/09	005125962	71731	77,500	51,220	26,280	33.9%	COPR	HORWITH	JTLX30147
02/12/09	03/25/09	005125963	71732	33,340	50,900	(17,560)	-52.7%	COPR	HORWITH	JTLX30147
02/12/09	03/25/09	005125964	71733	18,620	50,080	(31,460)	-169.0%	COPR	HORWITH	CITX300168
02/12/09	03/25/09	005125965	71734	65,420	51,080	14,340	21.9%	COPR	HORWITH	CITX300168
02/12/09	03/25/09	005125966	71735	65,120	50,300	14,820	22.8%	COPR	HORWITH	CITX300168
02/13/09	03/25/09	005125967	71736	34,640	49,760	(15,120)	-43.6%	COPR	HORWITH	CHUX310
02/13/09	03/25/09	005125968	71737	76,540	50,020	26,520	34.6%	COPR	HORWITH	CHUX310
02/13/09	03/25/09	005125969	71738	68,000	50,600	17,400	25.6%	COPR	HORWITH	CHUX310
02/13/09	03/25/09	005125970	71739	21,220	50,540	(29,320)	-138.2%	COPR	HORWITH	CHUX310
02/13/09	03/25/09	005125971	71740	33,880	50,260	(16,380)	-48.3%	COPR	HORWITH	CHUX283
02/13/09	03/25/09	005125972	71741	65,180	48,060	17,120	26.3%	COPR	HORWITH	CHUX283
02/13/09	03/25/09	005125973	71742	67,500	50,040	17,460	25.9%	COPR	HORWITH	CHUX283
02/13/09	03/25/09	005125974	71743	30,700	49,200	(18,500)	-60.3%	COPR	HORWITH	CHUX283
02/13/09	03/25/09	005125975	71744	23,560	49,580	(26,020)	-110.4%	COPR	HORWITH	CHUX326
02/13/09	03/25/09	005125976	71745	67,980	51,240	16,740	24.6%	COPR	HORWITH	CHUX326
02/13/09	03/25/09	005125977	71746	75,800	51,200	24,600	32.5%	COPR	HORWITH	CHUX326
02/13/09	03/25/09	005125978	71747	32,560	51,760	(19,200)	-59.0%	COPR	HORWITH	CHUX326
02/13/09	03/25/09	005125979	71748	52,440	50,640	1,800	3.4%	COPR	HORWITH	CITX300168
02/13/09	03/25/09	005125980	71749	8,820	50,680	(41,860)	-474.6%	COPR	HORWITH	CEFX35799
02/13/09	03/25/09	005125981	71750	76,200	50,120	26,080	34.2%	COPR	HORWITH	CEFX35799
02/13/09	03/25/09	005125982	71751	67,640	51,520	16,120	23.8%	COPR	HORWITH	CEFX35799
02/13/09	03/25/09	005125983	71752	67,880	50,940	16,940	25.0%	COPR	HORWITH	CHUX305
02/13/09	03/25/09	005125984	71753	47,860	51,220	(3,360)	-7.0%	COPR	HORWITH	CEFX35799
02/13/09	03/25/09	005125985	71754	66,100	49,340	16,760	25.4%	COPR	HORWITH	CHUX305
02/13/09	03/25/09	005125986	71755	34,580	51,380	(16,800)	-48.6%	COPR	HORWITH	CHUX305
02/13/09	03/25/09	005125987	71756	34,560	48,220	(13,660)	-39.5%	COPR	HORWITH	CHUX305
02/13/09	03/25/09	005125988	71757	55,920	48,100	7,820	14.0%	COPR	HORWITH	JTLX274
02/13/09	03/25/09	005125989	71758	68,720	48,700	20,020	29.1%	COPR	HORWITH	JTLX274
02/13/09	03/25/09	005125990	71759	34,160	50,220	(16,060)	-47.0%	COPR	HORWITH	JTLX274
02/13/09	03/25/09	005125991	71760	34,160	49,020	(14,860)	-43.5%	COPR	HORWITH	JTLX274
02/13/09	03/25/09	005125992	71761	54,580	48,000	6,580	12.1%	COPR	HORWITH	CHUX135
02/13/09	03/25/09	005125993	71762	66,840	48,440	18,400	27.5%	COPR	HORWITH	CHUX135
02/13/09	03/25/09	005125994	71763	32,760	51,060	(18,300)	-55.9%	COPR	HORWITH	CHUX135
02/13/09	03/25/09	005125995	71764	32,780	50,020	(17,240)	-52.6%	COPR	HORWITH	CHUX135
02/13/09	03/30/09	005125996	71765	33,980	49,380	(15,400)	-45.3%	COPR	HORWITH	NDYX320346
02/13/09	03/30/09	005125997	71766	76,560	51,580	24,980	32.6%	COPR	HORWITH	NDYX320346
02/13/09	03/30/09	005125998	71767	77,140	50,660	26,480	34.3%	COPR	HORWITH	NDYX320346
02/13/09	03/30/09	005125999	71768	12,980	50,380	(37,400)	-288.1%	COPR	HORWITH	NDYX320346
02/13/09	03/25/09	005126000	71769	33,200	51,620	(18,420)	-55.5%	COPR	HORWITH	CHUX192
02/13/09	03/25/09	005126001	71770	68,760	48,740	20,020	29.1%	COPR	HORWITH	CHUX192

HONEYWELL SA-7 USE HAZARDOUS WASTE TRACKING (2006)										
Date Shipped	Date of Return Manifest	State Manifest	Man. Doc #	Facilty Manifest Weight (lbs)	Estimated Weight (lbs)	Manifest - Estimate (lbs)	Manifest - Estimate (%)	Material	Transporter	RAILCAR #
02/13/09	03/25/09	005126002	71771	77,540	50,040	27,500	35.5%	COPR	HORWITH	CHUX192
02/13/09	03/25/09	005126003	71772	21,760	51,040	(29,280)	-134.6%	COPR	HORWITH	CHUX192
02/13/09	03/25/09	005126004	71773	15,400	51,400	(36,000)	-233.8%	COPR	HORWITH	CITX300102
02/13/09	03/25/09	005126005	71774	76,600	48,940	27,660	36.1%	COPR	HORWITH	CITX300102
02/13/09	03/25/09	005126006	71775	7,680	49,580	(41,900)	-545.6%	COPR	HORWITH	CHUX134
02/13/09	03/25/09	005126007	71776	68,420	50,920	17,500	25.6%	COPR	HORWITH	CITX300102
02/13/09	03/25/09	005126008	71777	35,980	52,060	(16,080)	-44.7%	COPR	HORWITH	CITX300102
02/13/09	03/25/09	005126009	71778	68,340	52,640	15,700	23.0%	COPR	HORWITH	CHUX134
02/13/09	03/25/09	005126010	71779	75,580	51,860	23,720	31.4%	COPR	HORWITH	CHUX134
02/13/09	03/25/09	005126011	71780	52,420	50,880	1,540	2.9%	COPR	HORWITH	CHUX134
02/13/09	03/25/09	005126012	71781	7,680	50,120	(42,440)	-552.6%	COPR	HORWITH	NDYX320472
02/13/09	03/25/09	005126013	71782	68,200	51,160	17,040	25.0%	COPR	HORWITH	NDYX320472
02/13/09	03/25/09	005126014	71783	68,680	52,320	16,360	23.8%	COPR	HORWITH	NDYX320472
02/13/09	03/25/09	005126015	71784	53,500	48,720	4,780	8.9%	COPR	HORWITH	NDYX320472
02/13/09	03/12/09	005126016	71785	28,040	49,040	(21,000)	-74.9%	COPR	HORWITH	CITX300033
02/13/09	03/12/09	005126017	71786	67,680	48,200	19,480	28.8%	COPR	HORWITH	CITX300033
02/13/09	03/12/09	005126018	71787	75,220	51,460	23,760	31.6%	COPR	HORWITH	CITX300033
02/13/09	03/12/09	005126019	71788	22,000	50,860	(28,860)	-131.2%	COPR	HORWITH	CITX300033
02/13/09	03/12/09	005126020	71789	24,220	51,460	(27,240)	-112.5%	COPR	HORWITH	CHUX221
02/13/09	03/12/09	005126021	71790	67,100	52,280	14,820	22.1%	COPR	HORWITH	CHUX221
02/13/09	03/12/09	005126022	71791	67,140	50,060	17,080	25.4%	COPR	HORWITH	CHUX221
02/13/09	03/25/09	005126023	71792	37,620	51,360	(13,740)	-36.5%	COPR	HORWITH	NDYX320335
02/13/09	03/12/09	005126024	71793	47,620	50,740	(3,120)	-6.6%	COPR	HORWITH	CHUX221
02/13/09	03/25/09	005126025	71794	66,520	48,620	17,900	26.9%	COPR	HORWITH	NDYX320335
02/13/09	03/25/09	005126026	71795	67,180	49,960	17,220	25.6%	COPR	HORWITH	NDYX320335
02/13/09	03/25/09	005126027	71796	28,880	50,680	(21,800)	-75.5%	COPR	HORWITH	NDYX320335
02/17/09	03/25/09	005126028	71797	65,320	50,820	14,500	22.2%	COPR	HORWITH	NDYX320342
02/17/09	03/25/09	005126029	71798	76,020	50,080	25,940	34.1%	COPR	HORWITH	NDYX320342
02/17/09	03/25/09	005126030	71799	33,900	50,320	(16,420)	-48.4%	COPR	HORWITH	NDYX320342
02/17/09	03/25/09	005126031	71800	33,880	50,340	(16,460)	-48.6%	COPR	HORWITH	NDYX320342
02/17/09	03/25/09	005126032	71801	46,660	50,100	(3,440)	-7.4%	COPR	HORWITH	CHUX256
02/17/09	03/25/09	005126033	71802	77,500	48,760	28,740	37.1%	COPR	HORWITH	CHUX256
02/17/09	03/25/09	005126034	71803	34,520	49,940	(15,420)	-44.7%	COPR	HORWITH	CHUX256
02/17/09	03/25/09	005126035	71804	34,540	48,640	(14,100)	-40.8%	COPR	HORWITH	CHUX256
02/17/09	03/25/09	005126036	71805	61,160	51,060	10,100	16.5%	COPR	HORWITH	CHUX241
02/17/09	03/25/09	005126037	71806	67,660	52,200	15,460	22.8%	COPR	HORWITH	CHUX241
02/17/09	03/25/09	005126038	71807	33,320	48,160	(14,840)	-44.5%	COPR	HORWITH	CHUX241
02/17/09	03/25/09	005126039	71808	33,320	49,520	(16,200)	-48.6%	COPR	HORWITH	CHUX241
02/17/09	03/25/09	005126040	71809	36,500	48,140	(11,640)	-31.9%	COPR	HORWITH	JTLX257
02/17/09	03/25/09	005126041	71810	14,340	50,420	(36,080)	-251.6%	COPR	HORWITH	JTLX257
02/17/09	03/25/09	005126042	71811	67,960	49,880	18,080	26.6%	COPR	HORWITH	JTLX257
02/17/09	03/25/09	005126043	71812	76,140	49,200	26,940	35.4%	COPR	HORWITH	JTLX257
02/17/09	03/25/09	005126044	71813	38,480	52,240	(13,760)	-35.8%	COPR	HORWITH	CHUX232
02/17/09	03/25/09	005126045	71814	77,100	50,940	26,160	33.9%	COPR	HORWITH	CHUX232
02/17/09	03/25/09	005126046	71815	68,380	50,780	17,600	25.7%	COPR	HORWITH	CHUX232
02/17/09	03/25/09	005126047	71816	21,960	50,020	(28,060)	-127.8%	COPR	HORWITH	CHUX232
02/17/09	03/25/09	005126048	71817	36,800	49,620	(12,820)	-34.8%	COPR	HORWITH	JTLX30138
02/17/09	03/25/09	005126049	71818	67,320	50,940	16,380	24.3%	COPR	HORWITH	JTLX30138
02/17/09	03/25/09	005126050	71819	76,780	52,200	24,580	32.0%	COPR	HORWITH	JTLX30138
02/17/09	03/25/09	005126051	71820	20,580	51,200	(30,620)	-148.8%	COPR	HORWITH	JTLX30138
02/17/09	03/25/09	005126052	71821	25,060	48,060	(23,000)	-91.8%	COPR	HORWITH	CHUX297
02/17/09	03/25/09	005126053	71822	67,020	51,180	15,840	23.6%	COPR	HORWITH	CHUX297
02/17/09	03/25/09	005126054	71823	65,640	51,500	14,140	21.5%	COPR	HORWITH	CHUX297
02/17/09	03/25/09	005126055	71824	38,420	50,520	(12,100)	-31.5%	COPR	HORWITH	CHUX297
02/17/09	03/25/09	005126056	71825	21,040	50,060	(29,020)	-137.9%	COPR	HORWITH	CHUX238
02/17/09	03/25/09	005126057	71826	68,380	52,300	16,080	23.5%	COPR	HORWITH	CHUX238
02/17/09	03/25/09	005126058	71827	68,240	50,980	17,260	25.3%	COPR	HORWITH	CHUX238
02/17/09	03/25/09	005126059	71828	25,160	50,000	(24,840)	-98.7%	COPR	HORWITH	CITX300109
02/17/09	03/25/09	005126060	71829	66,940	49,900	17,040	25.5%	COPR	HORWITH	CITX300109
02/17/09	03/25/09	005126061	71830	65,080	50,560	14,520	22.3%	COPR	HORWITH	CITX300109
02/17/09	03/25/09	005126062	71831	38,480	50,120	(11,640)	-30.2%	COPR	HORWITH	CITX300109
02/17/09	03/25/09	005126063	71832	76,140	50,640	25,500	33.5%	COPR	HORWITH	CHUX293
02/17/09	03/25/09	005126064	71833	75,660	49,860	25,800	34.1%	COPR	HORWITH	CHUX293
02/17/09	03/25/09	005126065	71834	50,340	50,340	0	0.0%	COPR	HORWITH	CHUX184
02/17/09	03/25/09	005126066	71835	21,320	49,140	(27,820)	-130.5%	COPR	HORWITH	CHUX293
02/17/09	03/25/09	005126067	71836	21,340	50,640	(29,300)	-137.3%	COPR	HORWITH	CHUX293
02/17/09	03/25/09	005126068	71837	76,640	52,000	24,640	32.2%	COPR	HORWITH	CHUX184
02/17/09	03/25/09	005126069	71838	77,100	50,740	26,360	34.2%	COPR	HORWITH	CHUX184
02/17/09	03/25/09	005126070	71839	31,340	51,640	(20,300)	-64.8%	COPR	HORWITH	CHUX184
02/17/09	03/25/09	005126071	71840	13,660	50,780	(37,120)	-271.7%	COPR	HORWITH	JTLX74
02/17/09	03/25/09	005126072	71841	68,240	49,900	18,340	26.9%	COPR	HORWITH	JTLX74
02/17/09	03/25/09	005126073	71842	68,700	49,960	18,740	27.3%	COPR	HORWITH	JTLX74
02/17/09	03/25/09	005126074	71843	49,740	50,820	(1,080)	-2.2%	COPR	HORWITH	JTLX74
02/17/09	03/25/09	005126075	71844	42,860	50,960	(8,100)	-18.9%	COPR	HORWITH	CHUX238

HONEYWELL SA-7 USE HAZARDOUS WASTE TRACKING (2006)										
Date Shipped	Date of Return Manifest	State Manifest	Man. Doc #	Facilty Manifest Weight (lbs)	Estimated Weight (lbs)	Manifest - Estimate (lbs)	Manifest - Estimate (%)	Material	Transporter	RAILCAR #
02/17/09	03/25/09	005126076	71845	33,080	50,500	(17,420)	-52.7%	COPR	HORWITH	JTLX264
02/17/09	03/25/09	005126077	71846	77,000	51,340	25,660	33.3%	COPR	HORWITH	JTLX264
02/17/09	03/25/09	005126078	71847	38,400	49,960	(11,560)	-30.1%	COPR	HORWITH	JTLX264
02/17/09	03/25/09	005126079	71848	54,600	49,980	4,620	8.5%	COPR	HORWITH	JTLX264
02/17/09	03/25/09	005126080	71849	55,640	50,540	5,100	9.2%	COPR	HORWITH	CEFX35825
02/17/09	03/25/09	005126081	71850	22,920	50,300	(27,380)	-119.5%	COPR	HORWITH	CEFX35846
02/17/09	03/25/09	005126082	71851	65,820	51,700	14,120	21.5%	COPR	HORWITH	CEFX35846
02/17/09	03/25/09	005126083	71852	76,980	51,600	25,380	33.0%	COPR	HORWITH	CEFX35825
02/17/09	03/25/09	005126084	71853	76,740	50,580	26,160	34.1%	COPR	HORWITH	CEFX35846
02/17/09	03/25/09	005126085	71854	34,260	50,740	(16,480)	-48.1%	COPR	HORWITH	CEFX35825
02/17/09	03/25/09	005126086	71855	34,280	51,280	(17,000)	-49.6%	COPR	HORWITH	CEFX35825
02/17/09	03/25/09	005126087	71856	35,840	50,160	(14,320)	-40.0%	COPR	HORWITH	CEFX35846
02/17/09	03/12/09	005126088	71857	19,700	51,160	(31,460)	-159.7%	COPR	HORWITH	CHUX272
02/17/09	03/12/09	005126089	71858	66,260	50,520	15,740	23.8%	COPR	HORWITH	CHUX272
02/18/09	03/12/09	005126090	71859	67,900	50,260	17,640	26.0%	COPR	HORWITH	CHUX272
02/18/09	03/12/09	005126091	71860	47,740	50,540	(2,800)	-5.9%	COPR	HORWITH	CHUX272
02/18/09	03/12/09	005126092	71861	8,380	51,140	(42,760)	-510.3%	COPR	HORWITH	JTLX239
02/18/09	03/12/09	005126093	71862	75,220	49,080	26,140	34.8%	COPR	HORWITH	JTLX239
02/18/09	03/12/09	005126094	71863	45,940	49,820	(3,880)	-8.4%	COPR	HORWITH	JTLX239
02/18/09	03/12/09	005126095	71864	67,180	50,580	16,600	24.7%	COPR	HORWITH	JTLX239
02/18/09	03/12/09	005126096	71865	65,800	51,260	14,540	22.1%	COPR	HORWITH	JTLX30171
02/18/09	03/12/09	005126097	71866	67,820	50,600	17,220	25.4%	COPR	HORWITH	JTLX30171
02/18/09	03/12/09	005126098	71867	33,940	50,080	(16,140)	-47.6%	COPR	HORWITH	JTLX30171
02/18/09	03/12/09	005126099	71868	33,940	52,240	(18,300)	-53.9%	COPR	HORWITH	JTLX30171
02/18/09	03/12/09	005126100	71869	22,480	52,000	(29,520)	-131.3%	COPR	HORWITH	CITX300100
02/18/09	03/12/09	005126101	71870	66,760	52,280	14,480	21.7%	COPR	HORWITH	CITX300100
02/18/09	03/12/09	005126102	71871	75,460	51,480	23,980	31.8%	COPR	HORWITH	CITX300100
02/18/09	03/12/09	005126103	71872	41,860	51,200	(9,340)	-22.3%	COPR	HORWITH	CITX300100
02/18/09	03/25/09	005126104	71873	55,100	48,700	6,400	11.6%	COPR	HORWITH	CHUX149
02/18/09	03/25/09	005126105	71874	65,840	48,400	17,440	26.5%	COPR	HORWITH	CHUX149
02/18/09	03/25/09	005126106	71875	33,220	49,300	(16,080)	-48.4%	COPR	HORWITH	CHUX149
02/18/09	03/25/09	005126107	71876	33,220	49,480	(16,260)	-48.9%	COPR	HORWITH	CHUX149
02/18/09	03/12/09	005126108	71877	75,800	50,740	25,060	33.1%	COPR	HORWITH	CHUX240
02/18/09	03/12/09	005126109	71878	76,160	51,640	24,520	32.2%	COPR	HORWITH	CHUX240
02/18/09	03/12/09	005126110	71879	25,740	50,360	(24,620)	-95.6%	COPR	HORWITH	CHUX240
02/18/09	03/25/09	005126111	71880	47,120	51,740	(4,620)	-9.8%	COPR	HORWITH	DJLX98548
02/18/09	03/12/09	005126112	71881	25,720	50,440	(24,720)	-96.1%	COPR	HORWITH	CHUX240
02/18/09	03/25/09	005126113	71882	68,020	51,180	16,840	24.8%	COPR	HORWITH	DJLX98548
02/18/09	03/25/09	005126114	71883	75,540	50,280	25,260	33.4%	COPR	HORWITH	DJLX98548
02/18/09	03/25/09	005126115	71884	12,100	51,280	(39,180)	-323.8%	COPR	HORWITH	DJLX98548
02/18/09	03/12/09	005126116	71885	11,100	50,160	(39,060)	-351.9%	COPR	HORWITH	CHUX271
02/18/09	03/12/09	005126117	71886	67,300	50,300	17,000	25.3%	COPR	HORWITH	CHUX271
02/18/09	03/12/09	005126118	71887	76,160	50,880	25,280	33.2%	COPR	HORWITH	CHUX271
02/18/09	03/12/09	005126119	71888	45,640	49,300	(3,660)	-8.0%	COPR	HORWITH	CHUX271
02/18/09	03/25/09	005126120	71889	6,820	50,880	(44,060)	-646.0%	COPR	HORWITH	CITX300119
02/18/09	03/25/09	005126121	71890	11,560	48,920	(37,360)	-323.2%	COPR	HORWITH	JTLX30173
02/18/09	03/25/09	005126122	71891	76,600	49,980	26,620	34.8%	COPR	HORWITH	JTLX30173
02/18/09	03/25/09	005126123	71892	75,640	49,340	26,300	34.8%	COPR	HORWITH	JTLX30173
02/18/09	03/25/09	005126124	71893	29,560	50,280	(20,720)	-70.1%	COPR	HORWITH	JTLX30173
02/18/09	03/25/09	005126125	71894	67,120	50,000	17,120	25.5%	COPR	HORWITH	NDYX320426
02/18/09	03/25/09	005126126	71895	76,260	50,620	25,640	33.6%	COPR	HORWITH	NDYX320426
02/18/09	03/25/09	005126127	71896	28,220	50,820	(22,600)	-80.1%	COPR	HORWITH	NDYX320426
02/18/09	03/25/09	005126128	71897	28,240	50,400	(22,160)	-78.5%	COPR	HORWITH	NDYX320426
02/18/09	03/12/09	005126129	71898	68,220	51,160	17,060	25.0%	COPR	HORWITH	NDYX320318
02/18/09	03/12/09	005126130	71899	23,720	52,460	(28,740)	-121.2%	COPR	HORWITH	NDYX320318
02/18/09	03/12/09	005126131	71900	75,860	52,280	23,580	31.1%	COPR	HORWITH	NDYX320318
02/18/09	03/12/09	005126132	71901	42,180	52,500	(10,320)	-24.5%	COPR	HORWITH	NDYX320318
02/18/09	03/25/09	005126133	71902	13,360	50,120	(36,760)	-275.1%	COPR	HORWITH	CHUX259
02/18/09	03/25/09	005126134	71903	65,360	50,040	15,320	23.4%	COPR	HORWITH	CHUX259
02/18/09	03/25/09	005126135	71904	67,520	51,180	16,340	24.2%	COPR	HORWITH	CHUX259
02/18/09	03/25/09	005126136	71905	52,800	49,860	2,940	5.6%	COPR	HORWITH	CHUX259
02/18/09	03/25/09	005126137	71906	75,820	50,220	25,600	33.8%	COPR	HORWITH	CITX300119
02/18/09	03/25/09	005126138	71907	67,020	51,140	15,880	23.7%	COPR	HORWITH	CITX300119
02/18/09	03/25/09	005126139	71908	53,440	52,280	1,160	2.2%	COPR	HORWITH	CITX300119
02/18/09	03/12/09	005126140	71909	50,440	50,760	(320)	-0.6%	COPR	HORWITH	CITX300145
02/18/09	03/12/09	005126141	71910	67,580	52,340	15,240	22.6%	COPR	HORWITH	CITX300145
02/18/09	03/12/09	005126142	71911	76,300	49,780	26,520	34.8%	COPR	HORWITH	CITX300145
02/18/09	03/12/09	005126143	71912	7,500	50,500	(43,000)	-573.3%	COPR	HORWITH	CITX300145
02/18/09	03/12/09	005126144	71913	44,640	50,360	(5,720)	-12.8%	COPR	HORWITH	CHUX138
02/18/09	03/12/09	005126145	71914	76,100	50,300	25,800	33.9%	COPR	HORWITH	CHUX138
02/18/09	03/12/09	005126146	71915	66,220	51,420	14,800	22.3%	COPR	HORWITH	CHUX138
02/18/09	03/12/09	005126147	71916	14,220	49,980	(35,760)	-251.5%	COPR	HORWITH	CHUX138
02/18/09	03/25/09	005126148	71917	30,700	50,480	(19,780)	-64.4%	COPR	HORWITH	JTLX30151
02/18/09	03/25/09	005126149	71918	67,960	49,140	18,820	27.7%	COPR	HORWITH	JTLX30151

HONEYWELL SA-7 USE HAZARDOUS WASTE TRACKING (2006)										
Date Shipped	Date of Return Manifest	State Manifest	Man. Doc #	Facilty Manifest Weight (lbs)	Estimated Weight (lbs)	Manifest - Estimate (lbs)	Manifest - Estimate (%)	Material	Transporter	RAILCAR #
02/18/09	03/25/09	005126150	71919	76,460	49,900	26,560	34.7%	COPR	HORWITH	JTLX30151
02/18/09	03/25/09	005126151	71920	30,720	50,040	(19,320)	-62.9%	COPR	HORWITH	JTLX30151
02/19/09	03/25/09	005126152	71921	24,680	48,040	(23,360)	-94.7%	COPR	HORWITH	CEFX35831
02/19/09	03/25/09	005126153	71922	68,560	48,940	19,620	28.6%	COPR	HORWITH	CEFX35831
02/19/09	03/25/09	005126154	71923	68,620	49,740	18,880	27.5%	COPR	HORWITH	CEFX35831
02/19/09	03/25/09	005126155	71924	32,060	50,100	(18,040)	-56.3%	COPR	HORWITH	CEFX35831
02/19/09	03/25/09	005126156	71925	68,960	51,540	17,420	25.3%	COPR	HORWITH	CHUX333
02/19/09	03/25/09	005126157	71926	76,340	50,260	26,080	34.2%	COPR	HORWITH	CHUX333
02/19/09	03/25/09	005126158	71927	31,320	50,860	(19,540)	-62.4%	COPR	HORWITH	CHUX333
02/19/09	03/25/09	005126159	71928	31,300	50,280	(18,980)	-60.6%	COPR	HORWITH	CHUX333
02/19/09	03/25/09	005126160	71929	37,580	50,260	(12,680)	-33.7%	COPR	HORWITH	CHUX102
02/19/09	03/25/09	005126161	71930	14,700	49,040	(34,340)	-233.6%	COPR	HORWITH	CITX300164
02/19/09	03/25/09	005126162	71931	34,400	50,360	(15,960)	-46.4%	COPR	HORWITH	CHUX102
02/19/09	03/25/09	005126163	71932	77,320	50,020	27,300	35.3%	COPR	HORWITH	CHUX102
02/19/09	03/25/09	005126164	71933	34,400	48,720	(14,320)	-41.6%	COPR	HORWITH	CHUX102
02/19/09	03/25/09	005126165	71934	69,120	50,140	18,980	27.5%	COPR	HORWITH	CITX300164
02/19/09	03/25/09	005126166	71935	68,780	51,640	17,140	24.9%	COPR	HORWITH	CITX300164
02/19/09	03/25/09	005126167	71936	39,720	49,740	(10,020)	-25.2%	COPR	HORWITH	CITX300164
02/19/09	03/12/09	005126168	71937	37,280	49,340	(12,060)	-32.3%	COPR	HORWITH	CHUX113
02/19/09	03/12/09	005126169	71938	76,840	48,100	28,740	37.4%	COPR	HORWITH	CHUX113
02/19/09	03/12/09	005126170	71939	38,600	49,620	(11,020)	-28.5%	COPR	HORWITH	CHUX113
02/19/09	03/12/09	005126171	71940	38,580	49,640	(11,060)	-28.7%	COPR	HORWITH	CHUX113
02/19/09	03/25/09	005126172	71941	38,160	49,960	(11,800)	-30.9%	COPR	HORWITH	CEFX35849
02/19/09	03/25/09	005126173	71942	68,540	50,220	18,320	26.7%	COPR	HORWITH	CEFX35849
02/19/09	03/25/09	005126174	71943	68,780	48,000	20,780	30.2%	COPR	HORWITH	CEFX35849
02/19/09	03/25/09	005126175	71944	31,760	51,160	(19,400)	-61.1%	COPR	HORWITH	CEFX35849
02/19/09	03/12/09	005126176	71945	41,420	50,400	(8,980)	-21.7%	COPR	HORWITH	CITX300160
02/19/09	03/12/09	005126177	71946	75,400	50,780	24,620	32.7%	COPR	HORWITH	CITX300160
02/19/09	03/12/09	005126178	71947	67,860	50,700	17,160	25.3%	COPR	HORWITH	CITX300160
02/19/09	03/12/09	005126179	71948	47,540	51,380	(3,840)	-8.1%	COPR	HORWITH	JTLX30126
02/19/09	03/12/09	005126180	71949	20,380	51,160	(30,780)	-151.0%	COPR	HORWITH	CITX300160
02/19/09	03/12/09	005126181	71950	67,820	51,060	16,760	24.7%	COPR	HORWITH	JTLX30126
02/19/09	03/12/09	005126182	71951	65,280	49,860	15,420	23.6%	COPR	HORWITH	JTLX30126
02/19/09	03/12/09	005126183	71952	34,260	50,100	(15,840)	-46.2%	COPR	HORWITH	JTLX30118
02/19/09	03/12/09	005126184	71953	75,800	50,060	25,740	34.0%	COPR	HORWITH	JTLX30118
02/19/09	03/12/09	005126185	71954	68,080	51,700	16,380	24.1%	COPR	HORWITH	JTLX30118
02/19/09	03/12/09	005126186	71955	25,380	50,980	(25,600)	-100.9%	COPR	HORWITH	JTLX30118
02/19/09	03/12/09	005126187	71956	25,860	51,400	(25,540)	-98.8%	COPR	HORWITH	JTLX283
02/19/09	03/12/09	005126188	71957	66,920	50,600	16,320	24.4%	COPR	HORWITH	JTLX283
02/19/09	03/12/09	005126189	71958	75,160	49,100	26,060	34.7%	COPR	HORWITH	JTLX283
02/19/09	03/12/09	005126190	71959	30,400	48,420	(18,020)	-59.3%	COPR	HORWITH	JTLX283
02/19/09	03/12/09	005126191	71960	67,300	51,600	15,700	23.3%	COPR	HORWITH	JTLX151
02/19/09	03/12/09	005126192	71961	62,460	51,000	11,460	18.3%	COPR	HORWITH	JTLX151
02/19/09	03/12/09	005126193	71962	33,900	52,600	(18,700)	-55.2%	COPR	HORWITH	JTLX151
02/19/09	03/12/09	005126194	71963	33,900	52,540	(18,640)	-55.0%	COPR	HORWITH	JTLX151
02/19/09	03/12/09	005126195	71964	54,520	50,660	3,860	7.1%	COPR	HORWITH	CITX300116
02/19/09	03/12/09	005126196	71965	68,240	50,540	17,700	25.9%	COPR	HORWITH	CITX300116
02/19/09	03/12/09	005126197	71966	66,720	51,400	15,320	23.0%	COPR	HORWITH	CITX300116
02/19/09	03/12/09	005126198	71967	12,800	50,320	(37,520)	-293.1%	COPR	HORWITH	CITX300116
02/19/09	03/12/09	005126199	71968	68,000	49,460	18,540	27.3%	COPR	HORWITH	JTLX156
02/19/09	03/12/09	005126200	71969	21,200	50,280	(29,080)	-137.2%	COPR	HORWITH	JTLX30126
02/19/09	03/12/09	005126201	71970	66,980	51,200	15,780	23.6%	COPR	HORWITH	JTLX156
02/19/09	03/12/09	005126202	71971	66,840	51,500	15,340	23.0%	COPR	HORWITH	JTLX156
02/19/09	03/12/09	005126203	71972	9,840	50,360	(40,520)	-411.8%	COPR	HORWITH	JTLX156
02/19/09	03/12/09	005126204	71973	66,760	50,740	16,020	24.0%	COPR	HORWITH	JTLX30124
02/19/09	03/12/09	005126205	71974	65,060	50,960	14,100	21.7%	COPR	HORWITH	JTLX30124
02/19/09	03/12/09	005126206	71975	38,020	51,880	(13,860)	-36.5%	COPR	HORWITH	JTLX30124
02/19/09	03/12/09	005126207	71976	38,020	51,540	(13,520)	-35.6%	COPR	HORWITH	JTLX30124
02/19/09	03/25/09	005126208	71977	69,340	51,160	18,180	26.2%	COPR	HORWITH	JTLX30158
02/19/09	03/25/09	005126209	71978	76,600	51,100	25,500	33.3%	COPR	HORWITH	JTLX30158
02/19/09	03/12/09	005126211	71979	29,480	52,260	(22,780)	-77.3%	COPR	HORWITH	JTLX30141
02/19/09	03/25/09	005126212	71980	26,220	49,720	(23,500)	-89.6%	COPR	HORWITH	JTLX30158
02/19/09	03/25/09	005126213	71981	26,240	50,240	(24,000)	-91.5%	COPR	HORWITH	JTLX30158
02/19/09	03/12/09	005126214	71982	64,820	50,800	14,020	21.6%	COPR	HORWITH	JTLX30141
02/20/09	03/25/09	005126215	71983	36,160	49,200	(13,040)	-36.1%	COPR	HORWITH	CHUX274
02/20/09	03/25/09	005126216	71984	67,380	50,060	17,320	25.7%	COPR	HORWITH	CHUX274
02/20/09	03/25/09	005126217	71985	65,500	50,520	14,980	22.9%	COPR	HORWITH	CHUX274
02/20/09	03/25/09	005126218	71986	39,120	51,240	(12,120)	-31.0%	COPR	HORWITH	CHUX274
02/20/09	03/25/09	005126219	71987	14,560	50,340	(35,780)	-245.7%	COPR	HORWITH	CHUX212
02/20/09	03/25/09	005126220	71988	68,220	50,220	18,000	26.4%	COPR	HORWITH	CHUX212
02/20/09	03/25/09	005126221	71989	68,480	51,520	16,960	24.8%	COPR	HORWITH	CHUX212
02/20/09	03/25/09	005126222	71990	47,980	50,320	(2,340)	-4.9%	COPR	HORWITH	CHUX212
02/20/09	03/25/09	005126223	71991	8,880	49,860	(40,980)	-461.5%	COPR	HORWITH	CHUX247
02/20/09	03/25/09	005126224	71992	67,800	51,620	16,180	23.9%	COPR	HORWITH	CHUX247

HONEYWELL SA-7 USE HAZARDOUS WASTE TRACKING (2006)										
Date Shipped	Date of Return Manifest	State Manifest	Man. Doc #	Facilty Manifest Weight (lbs)	Estimated Weight (lbs)	Manifest - Estimate (lbs)	Manifest - Estimate (%)	Material	Transporter	RAILCAR #
02/20/09	03/25/09	005126225	71993	64,940	51,540	13,400	20.6%	COPR	HORWITH	CHUX247
02/20/09	03/25/09	005126226	71994	62,100	51,760	10,340	16.7%	COPR	HORWITH	CHUX247
02/20/09	03/25/09	005126227	71995	68,300	50,480	17,820	26.1%	COPR	HORWITH	CITX300143
02/20/09	03/25/09	005126228	71996	68,560	48,880	19,680	28.7%	COPR	HORWITH	CITX300143
02/20/09	03/25/09	005126229	71997	29,700	48,780	(19,080)	-64.2%	COPR	HORWITH	CITX300143
02/20/09	03/25/09	005126230	71998	29,700	50,840	(21,140)	-71.2%	COPR	HORWITH	CITX300143
02/20/09	03/25/09	005126231	71999	20,560	49,020	(28,460)	-138.4%	COPR	HORWITH	CEFX35802
02/20/09	03/25/09	005126232	72000	78,240	51,240	27,000	34.5%	COPR	HORWITH	CEFX35802
02/20/09	03/25/09	005126233	72001	31,540	51,980	(20,440)	-64.8%	COPR	HORWITH	CEFX35802
02/20/09	03/25/09	005126234	72002	68,480	50,920	17,560	25.6%	COPR	HORWITH	CEFX35802
02/20/09	03/25/09	005126235	72003	68,220	49,920	18,300	26.8%	COPR	HORWITH	JTLX252
02/20/09	03/25/09	005126236	72004	30,640	49,480	(18,840)	-61.5%	COPR	HORWITH	JTLX252
02/20/09	03/25/09	005126237	72005	47,880	50,460	(2,580)	-5.4%	COPR	HORWITH	CHUX251
02/20/09	03/25/09	005126238	72006	67,860	51,460	16,400	24.2%	COPR	HORWITH	JTLX252
02/20/09	03/25/09	005126239	72007	37,500	50,080	(12,580)	-33.5%	COPR	HORWITH	JTLX252
02/20/09	03/25/09	005126240	72008	8,220	50,240	(42,020)	-511.2%	COPR	HORWITH	CHUX248
02/20/09	03/25/09	005126241	72009	76,260	50,100	26,160	34.3%	COPR	HORWITH	CHUX248
02/20/09	03/25/09	005126242	72010	37,460	50,860	(13,400)	-35.8%	COPR	HORWITH	CHUX248
02/20/09	03/25/09	005126243	72011	76,400	50,180	26,220	34.3%	COPR	HORWITH	CHUX248
02/20/09	03/12/09	005126244	72012	68,280	50,860	17,420	25.5%	COPR	HORWITH	CHUX171
02/20/09	03/12/09	005126245	72013	69,540	49,520	20,020	28.8%	COPR	HORWITH	CHUX171
02/20/09	03/25/09	005126246	72014	69,040	49,460	19,580	28.4%	COPR	HORWITH	CHUX251
02/20/09	03/25/09	005126247	72015	67,680	49,220	18,460	27.3%	COPR	HORWITH	CHUX251
02/20/09	03/25/09	005126248	72016	13,760	49,820	(36,060)	-262.1%	COPR	HORWITH	CHUX251
02/20/09	03/12/09	005126249	72017	37,040	49,220	(12,180)	-32.9%	COPR	HORWITH	CHUX222
02/20/09	03/12/09	005126250	72018	67,400	51,600	15,800	23.4%	COPR	HORWITH	CHUX222
02/20/09	03/12/09	005126251	72019	20,520	50,800	(30,280)	-147.6%	COPR	HORWITH	CHUX222
02/20/09	03/12/09	005126252	72020	76,960	49,160	27,800	36.1%	COPR	HORWITH	CHUX222
02/20/09	03/12/09	005126253	72021	39,060	50,800	(11,740)	-30.1%	COPR	HORWITH	CHUX128
02/20/09	03/12/09	005126254	72022	75,480	49,080	26,400	35.0%	COPR	HORWITH	CHUX128
02/20/09	03/12/09	005126255	72023	42,700	50,440	(7,740)	-18.1%	COPR	HORWITH	CHUX195
02/20/09	03/12/09	005126256	72024	68,200	51,780	16,420	24.1%	COPR	HORWITH	CHUX128
02/20/09	03/12/09	005126257	72025	18,900	51,220	(32,320)	-171.0%	COPR	HORWITH	CHUX128
02/20/09	03/12/09	005126258	72026	65,820	50,980	14,840	22.5%	COPR	HORWITH	CHUX195
02/20/09	03/12/09	005126259	72027	64,860	49,140	15,720	24.2%	COPR	HORWITH	CHUX195
02/20/09	03/12/09	005126260	72028	28,280	51,000	(22,720)	-80.3%	COPR	HORWITH	CHUX195
02/20/09	03/25/09	005126261	72029	25,660	51,280	(25,620)	-99.8%	COPR	HORWITH	CEFX35832
02/20/09	03/25/09	005126262	72030	75,720	51,300	24,420	32.3%	COPR	HORWITH	CEFX35832
02/20/09	03/25/09	005126263	72031	75,360	50,160	25,200	33.4%	COPR	HORWITH	CEFX35832
02/20/09	03/25/09	005126264	72032	25,080	50,380	(25,300)	-100.9%	COPR	HORWITH	CEFX35832
02/20/09	03/12/09	005126265	72033	31,380	51,820	(20,440)	-65.1%	COPR	HORWITH	CHUX171
02/20/09	03/12/09	005126266	72034	31,380	51,320	(19,940)	-63.5%	COPR	HORWITH	CHUX171
02/20/09	03/12/09	005126267	72035	48,380	49,600	(1,220)	-2.5%	COPR	HORWITH	CEFX35240
02/20/09	03/12/09	005126268	72036	76,660	51,060	25,600	33.4%	COPR	HORWITH	CEFX35240
02/20/09	03/12/09	005126269	72037	38,200	50,940	(12,740)	-33.4%	COPR	HORWITH	CEFX35240
02/20/09	03/12/09	005126270	72038	38,220	51,840	(13,620)	-35.6%	COPR	HORWITH	CEFX35240
02/20/09	03/12/09	005126271	72039	35,820	51,180	(15,360)	-42.9%	COPR	HORWITH	JTLX30127
02/20/09	03/12/09	005126272	72040	76,220	52,680	23,540	30.9%	COPR	HORWITH	JTLX30127
02/20/09	03/12/09	005126273	72041	19,760	51,760	(32,000)	-161.9%	COPR	HORWITH	JTLX30127
02/20/09	03/12/09	005126274	72042	68,240	49,860	18,380	26.9%	COPR	HORWITH	JTLX30127
02/20/09	03/12/09	005126275	72043	68,040	52,120	15,920	23.4%	COPR	HORWITH	JTLX30141
02/20/09	03/12/09	005126276	72044	40,400	51,060	(10,660)	-26.4%	COPR	HORWITH	JTLX30141
02/23/09	03/12/09	005126277	72045	27,280	51,600	(24,320)	-89.1%	COPR	HORWITH	CITX300153
02/23/09	03/12/09	005126278	72046	67,180	49,780	17,400	25.9%	COPR	HORWITH	CITX300153
02/23/09	03/12/09	005126279	72047	67,440	50,440	17,000	25.2%	COPR	HORWITH	CITX300153
02/23/09	03/12/09	005126280	72048	37,360	51,180	(13,820)	-37.0%	COPR	HORWITH	CITX300153
02/23/09	03/30/09	005126281	72049	76,760	49,500	27,260	35.5%	COPR	HORWITH	JTLX30119
02/23/09	03/30/09	005126282	72050	37,080	49,520	(12,440)	-33.5%	COPR	HORWITH	JTLX30119
02/23/09	03/30/09	005126283	72051	38,540	51,260	(12,720)	-33.0%	COPR	HORWITH	JTLX30119
02/23/09	03/30/09	005126284	72052	38,520	50,800	(12,280)	-31.9%	COPR	HORWITH	JTLX30119
02/23/09	03/12/09	005126285	72053	66,700	52,120	14,580	21.9%	COPR	HORWITH	CITX300026
02/23/09	03/12/09	005126286	72054	65,240	50,060	15,180	23.3%	COPR	HORWITH	CITX300026
02/23/09	03/12/09	005126287	72055	33,580	51,300	(17,720)	-52.8%	COPR	HORWITH	CITX300026
02/23/09	03/12/09	005126288	72056	33,600	50,900	(17,300)	-51.5%	COPR	HORWITH	CITX300026
02/23/09	03/12/09	005126289	72057	29,560	51,520	(21,960)	-74.3%	COPR	HORWITH	JTLX194
02/23/09	03/12/09	005126290	72058	66,220	52,260	13,960	21.1%	COPR	HORWITH	JTLX194
02/23/09	03/12/09	005126291	72059	67,200	51,500	15,700	23.4%	COPR	HORWITH	JTLX194
02/23/09	03/12/09	005126292	72060	39,260	51,500	(12,240)	-31.2%	COPR	HORWITH	JTLX194
02/23/09	03/12/09	005126293	72061	10,680	51,540	(40,860)	-382.6%	COPR	HORWITH	JTLX30146
02/23/09	03/12/09	005126294	72062	64,920	49,980	14,940	23.0%	COPR	HORWITH	JTLX30146
02/23/09	03/12/09	005126295	72063	66,740	50,100	16,640	24.9%	COPR	HORWITH	JTLX30146
02/23/09	03/12/09	005126296	72064	53,000	50,460	2,540	4.8%	COPR	HORWITH	JTLX30146
02/23/09	03/12/09	005126297	72065	7,500	51,040	(43,540)	-580.5%	COPR	HORWITH	JTLX127
02/23/09	03/12/09	005126298	72066	68,020	50,460	17,560	25.8%	COPR	HORWITH	JTLX127

HONEYWELL SA-7 USE HAZARDOUS WASTE TRACKING (2006)										
Date Shipped	Date of Return Manifest	State Manifest	Man. Doc #	Facilty Manifest Weight (lbs)	Estimated Weight (lbs)	Manifest - Estimate (lbs)	Manifest - Estimate (%)	Material	Transporter	RAILCAR #
02/23/09	03/12/09	005126299	72067	67,540	51,420	16,120	23.9%	COPR	HORWITH	JTLX127
02/23/09	03/12/09	005126300	72068	56,080	50,320	5,760	10.3%	COPR	HORWITH	JTLX127
02/23/09	03/12/09	005126301	72069	62,640	50,020	12,620	20.1%	COPR	HORWITH	JTLX152
02/23/09	03/12/09	005126302	72070	30,380	50,860	(20,480)	-67.4%	COPR	HORWITH	JTLX152
02/23/09	03/12/09	005126303	72071	76,140	52,160	23,980	31.5%	COPR	HORWITH	JTLX152
02/23/09	03/12/09	005126304	72072	30,380	51,360	(20,980)	-69.1%	COPR	HORWITH	JTLX152
02/23/09	03/12/09	005126305	72073	60,660	50,680	9,980	16.5%	COPR	HORWITH	CEFX35851
02/23/09	03/12/09	005126306	72074	33,400	49,260	(15,860)	-47.5%	COPR	HORWITH	CEFX35851
02/23/09	03/12/09	005126307	72075	74,820	49,840	24,980	33.4%	COPR	HORWITH	CEFX35851
02/23/09	03/12/09	005126308	72076	33,400	52,340	(18,940)	-56.7%	COPR	HORWITH	CEFX35851
02/23/09	03/12/09	005126309	72077	14,080	50,540	(36,460)	-258.9%	COPR	HORWITH	JTLX30145
02/23/09	03/12/09	005126310	72078	56,720	48,940	7,780	13.7%	COPR	HORWITH	DJLX98504
02/23/09	03/12/09	005126311	72079	75,600	51,060	24,540	32.5%	COPR	HORWITH	DJLX98504
02/23/09	03/12/09	005126312	72080	75,860	49,800	26,060	34.4%	COPR	HORWITH	JTLX30145
02/23/09	03/12/09	005126313	72081	33,640	51,720	(18,080)	-53.7%	COPR	HORWITH	DJLX98504
02/23/09	03/12/09	005126314	72082	33,640	52,360	(18,720)	-55.6%	COPR	HORWITH	DJLX98504
02/23/09	03/12/09	005126315	72083	38,880	52,160	(13,280)	-34.2%	COPR	HORWITH	JTLX30145
02/23/09	03/12/09	005126316	72084	77,100	52,260	24,840	32.2%	COPR	HORWITH	JTLX118
02/23/09	03/12/09	005126317	72085	65,820	50,280	15,540	23.6%	COPR	HORWITH	JTLX30145
02/23/09	03/12/09	005126318	72086	68,100	52,420	15,680	23.0%	COPR	HORWITH	CHUX304
02/23/09	03/12/09	005126319	72087	32,760	52,140	(19,380)	-59.2%	COPR	HORWITH	JTLX118
02/23/09	03/12/09	005126320	72088	68,580	52,160	16,420	23.9%	COPR	HORWITH	JTLX271
02/23/09	03/12/09	005126321	72089	76,320	51,560	24,760	32.4%	COPR	HORWITH	JTLX118
02/23/09	03/12/09	005126322	72090	73,280	51,340	21,940	29.9%	COPR	HORWITH	JTLX271
02/23/09	03/12/09	005126323	72091	20,460	51,080	(30,620)	-149.7%	COPR	HORWITH	JTLX118
02/23/09	03/12/09	005126325	72092	76,940	51,580	25,360	33.0%	COPR	HORWITH	CHUX304
02/23/09	03/12/09	005126326	72093	22,700	49,440	(26,740)	-117.8%	COPR	HORWITH	CHUX304
02/23/09	03/12/09	005126327	72094	35,500	51,940	(16,440)	-46.3%	COPR	HORWITH	CHUX304
02/23/09	03/12/09	005126328	72095	30,160	50,100	(19,940)	-66.1%	COPR	HORWITH	JTLX271
02/23/09	03/30/09	005126329	72096	25,840	50,860	(25,020)	-96.8%	COPR	HORWITH	JTLX30159
02/23/09	03/12/09	005126330	72097	30,180	50,080	(19,900)	-65.9%	COPR	HORWITH	JTLX271
02/23/09	03/12/09	005126331	72098	47,720	50,960	(3,240)	-6.8%	COPR	HORWITH	CITX300151
02/23/09	03/12/09	005126332	72099	68,340	50,680	17,660	25.8%	COPR	HORWITH	CITX300151
02/23/09	03/12/09	005126333	72100	3,060	50,080	(47,020)	-1536.6%	COPR	HORWITH	CITX300151
02/23/09	03/12/09	005126334	72101	76,040	48,020	28,020	36.8%	COPR	HORWITH	CITX300151
02/23/09	03/12/09	005126335	72102	76,280	50,760	25,520	33.5%	COPR	HORWITH	JTLX30142
02/23/09	03/12/09	005126336	72103	66,520	50,800	15,720	23.6%	COPR	HORWITH	JTLX30142
02/23/09	03/12/09	005126337	72104	27,120	51,920	(24,800)	-91.4%	COPR	HORWITH	JTLX30142
02/23/09	03/12/09	005126338	72105	27,120	51,860	(24,740)	-91.2%	COPR	HORWITH	JTLX30142
02/23/09	03/30/09	005126339	72106	75,580	50,880	24,700	32.7%	COPR	HORWITH	JTLX30159
02/24/09	03/30/09	005126340	72107	48,740	51,680	(2,940)	-6.0%	COPR	HORWITH	CITX300111
02/24/09	03/30/09	005126341	72108	76,100	50,520	25,580	33.6%	COPR	HORWITH	CITX300111
02/24/09	03/30/09	005126342	72109	37,860	50,860	(13,000)	-34.3%	COPR	HORWITH	CITX300111
02/24/09	03/30/09	005126343	72110	37,880	50,120	(12,240)	-32.3%	COPR	HORWITH	CITX300111
02/24/09	03/30/09	005126344	72111	35,860	49,940	(14,080)	-39.3%	COPR	HORWITH	CHUX163
02/24/09	03/30/09	005126345	72112	64,920	51,060	13,860	21.3%	COPR	HORWITH	CHUX163
02/24/09	03/30/09	005126346	72113	67,620	48,960	18,660	27.6%	COPR	HORWITH	CHUX163
02/24/09	03/30/09	005126347	72114	27,420	49,520	(22,100)	-80.6%	COPR	HORWITH	CHUX163
02/24/09	03/30/09	005126348	72115	67,480	49,220	18,260	27.1%	COPR	HORWITH	JTLX30159
02/24/09	03/30/09	005126349	72116	30,540	51,160	(20,620)	-67.5%	COPR	HORWITH	JTLX30159
02/24/09	03/30/09	005126350	72117	8,340	52,420	(44,080)	-528.5%	COPR	HORWITH	CHUX107
02/24/09	03/30/09	005126351	72118	66,920	50,040	16,880	25.2%	COPR	HORWITH	CHUX107
02/24/09	03/30/09	005126352	72119	76,160	50,700	25,460	33.4%	COPR	HORWITH	CHUX107
02/24/09	03/30/09	005126353	72120	50,160	50,880	(720)	-1.4%	COPR	HORWITH	CHUX107
02/24/09	03/12/09	005126354	72121	22,020	51,200	(29,180)	-132.5%	COPR	HORWITH	CHUX185
02/24/09	03/12/09	005126355	72122	67,460	51,720	15,740	23.3%	COPR	HORWITH	CHUX185
02/24/09	03/12/09	005126356	72123	76,560	50,500	26,060	34.0%	COPR	HORWITH	CHUX185
02/24/09	03/12/09	005126357	72124	39,300	50,540	(11,240)	-28.6%	COPR	HORWITH	CHUX185
02/24/09	03/12/09	005126358	72125	24,620	49,120	(24,500)	-99.5%	COPR	HORWITH	NDYX320465
02/24/09	03/12/09	005126359	72126	67,760	49,880	17,880	26.4%	COPR	HORWITH	NDYX320465
02/24/09	03/12/09	005126361	72127	64,580	51,500	13,080	20.3%	COPR	HORWITH	NDYX320465
02/24/09	03/12/09	005126362	72128	42,740	52,000	(9,260)	-21.7%	COPR	HORWITH	NDYX320465
02/24/09	03/12/09	005126363	72129	13,780	50,980	(37,200)	-270.0%	COPR	HORWITH	DJLX98506
02/24/09	03/12/09	005126364	72130	76,660	52,280	24,380	31.8%	COPR	HORWITH	DJLX98506
02/24/09	03/12/09	005126365	72131	68,060	51,200	16,860	24.8%	COPR	HORWITH	DJLX98506
02/24/09	03/30/09	005126366	72132	21,600	50,180	(28,580)	-132.3%	COPR	HORWITH	CHUX292
02/24/09	03/12/09	005126367	72133	43,780	49,920	(6,140)	-14.0%	COPR	HORWITH	DJLX98506
02/24/09	03/30/09	005126368	72134	68,300	51,380	16,920	24.8%	COPR	HORWITH	CHUX292
02/24/09	03/30/09	005126369	72135	68,460	50,520	17,940	26.2%	COPR	HORWITH	CHUX292
02/24/09	03/12/09	005126370	72136	52,980	49,220	3,760	7.1%	COPR	HORWITH	CITX300034
02/24/09	03/30/09	005126371	72137	44,160	50,240	(6,080)	-13.8%	COPR	HORWITH	CHUX292
02/24/09	03/12/09	005126372	72138	37,760	49,280	(11,520)	-30.5%	COPR	HORWITH	CHUX147
02/24/09	03/12/09	005126373	72139	67,940	50,380	17,560	25.8%	COPR	HORWITH	CHUX147
02/24/09	03/12/09	005126374	72140	68,360	49,100	19,260	28.2%	COPR	HORWITH	CHUX147

HONEYWELL SA-7 USE HAZARDOUS WASTE TRACKING (2006)										
Date Shipped	Date of Return Manifest	State Manifest	Man. Doc #	Facilty Manifest Weight (lbs)	Estimated Weight (lbs)	Manifest - Estimate (lbs)	Manifest - Estimate (%)	Material	Transporter	RAILCAR #
02/24/09	03/12/09	005126375	72141	19,940	50,660	(30,720)	-154.1%	COPR	HORWITH	CHUX147
02/24/09	03/12/09	005126376	72142	68,460	51,620	16,840	24.6%	COPR	HORWITH	CEFX35238
02/24/09	03/12/09	005126377	72143	27,780	50,960	(23,180)	-83.4%	COPR	HORWITH	CEFX35238
02/24/09	03/12/09	005126378	72144	76,960	50,340	26,620	34.6%	COPR	HORWITH	CEFX35238
02/24/09	03/12/09	005126379	72145	27,800	50,680	(22,880)	-82.3%	COPR	HORWITH	CEFX35238
02/24/09	03/12/09	005126380	72146	56,780	52,020	4,760	8.4%	COPR	HORWITH	JTLX30165
02/24/09	03/12/09	005126381	72147	77,300	49,780	27,520	35.6%	COPR	HORWITH	JTLX30165
02/24/09	03/12/09	005126382	72148	34,200	51,100	(16,900)	-49.4%	COPR	HORWITH	JTLX30165
02/24/09	03/12/09	005126383	72149	34,200	50,400	(16,200)	-47.4%	COPR	HORWITH	JTLX30165
02/24/09	03/12/09	005126384	72150	33,720	49,620	(15,900)	-47.2%	COPR	HORWITH	CHUX182
02/24/09	03/12/09	005126385	72151	55,260	48,800	6,460	11.7%	COPR	HORWITH	CHUX182
02/24/09	03/12/09	005126386	72152	76,340	50,580	25,760	33.7%	COPR	HORWITH	CHUX182
02/24/09	03/12/09	005126387	72153	33,740	51,900	(18,160)	-53.8%	COPR	HORWITH	CHUX182
02/24/09	03/12/09	005126388	72154	67,360	51,300	16,060	23.8%	COPR	HORWITH	CITX300034
02/24/09	03/12/09	005126389	72155	12,140	50,900	(38,760)	-319.3%	COPR	HORWITH	CITX300034
02/24/09	03/12/09	005126390	72156	66,980	50,220	16,760	25.0%	COPR	HORWITH	CITX300034
02/24/09	03/30/09	005126391	72157	38,600	50,980	(12,380)	-32.1%	COPR	HORWITH	JTLX30104
02/24/09	03/30/09	005126392	72158	68,780	49,640	19,140	27.8%	COPR	HORWITH	JTLX30104
02/24/09	03/30/09	005126393	72159	67,200	51,000	16,200	24.1%	COPR	HORWITH	JTLX30104
02/24/09	03/30/09	005126394	72160	38,300	50,520	(12,220)	-31.9%	COPR	HORWITH	JTLX30104
02/24/09	03/30/09	005126395	72161	13,700	50,820	(37,120)	-270.9%	COPR	HORWITH	NDYX320329
02/24/09	03/30/09	005126396	72162	67,400	50,880	16,520	24.5%	COPR	HORWITH	NDYX320329
02/24/09	03/30/09	005126397	72163	38,580	51,300	(12,720)	-33.0%	COPR	HORWITH	NDYX320329
02/24/09	03/30/09	005126398	72164	76,960	50,140	26,820	34.8%	COPR	HORWITH	NDYX320329
02/24/09	03/30/09	005126399	72165	76,420	51,840	24,580	32.2%	COPR	HORWITH	JTLX267
02/24/09	03/30/09	005126400	72166	76,980	50,720	26,260	34.1%	COPR	HORWITH	JTLX267
02/24/09	03/30/09	005126401	72167	27,380	50,160	(22,780)	-83.2%	COPR	HORWITH	JTLX267
02/24/09	03/30/09	005126402	72168	27,380	51,160	(23,780)	-86.9%	COPR	HORWITH	JTLX267
02/25/09	03/30/09	005126403	72169	25,600	49,820	(24,220)	-94.6%	COPR	HORWITH	CHUX126
02/25/09	03/30/09	005126404	72170	65,180	49,240	15,940	24.5%	COPR	HORWITH	CHUX126
02/25/09	03/30/09	005126405	72171	67,360	49,380	17,980	26.7%	COPR	HORWITH	CHUX126
02/25/09	03/30/09	005126406	72172	38,180	50,260	(12,080)	-31.6%	COPR	HORWITH	CHUX126
02/25/09	03/30/09	005126407	72173	12,180	49,780	(37,600)	-308.7%	COPR	HORWITH	CHUX280
02/25/09	03/30/09	005126408	72174	75,660	50,040	25,620	33.9%	COPR	HORWITH	CHUX280
02/25/09	03/30/09	005126409	72175	67,700	49,820	17,880	26.4%	COPR	HORWITH	CHUX280
02/25/09	03/30/09	005126410	72176	41,760	51,460	(9,700)	-23.2%	COPR	HORWITH	CHUX280
02/25/09	03/30/09	005126411	72177	67,340	51,600	15,740	23.4%	COPR	HORWITH	NDYX32459
02/25/09	03/30/09	005126412	72178	76,220	50,840	25,380	33.3%	COPR	HORWITH	NDYX32459
02/25/09	03/30/09	005126413	72179	31,980	51,800	(19,820)	-62.0%	COPR	HORWITH	NDYX32459
02/25/09	03/30/09	005126414	72180	32,000	52,200	(20,200)	-63.1%	COPR	HORWITH	NDYX32459
02/25/09	03/30/09	005126415	72181	67,720	50,400	17,320	25.6%	COPR	HORWITH	CHUX261
02/25/09	03/30/09	005126416	72182	66,920	49,740	17,180	25.7%	COPR	HORWITH	CHUX261
02/25/09	03/30/09	005126417	72183	32,580	50,620	(18,040)	-55.4%	COPR	HORWITH	CHUX261
02/25/09	03/30/09	005126418	72184	32,600	51,540	(18,940)	-58.1%	COPR	HORWITH	CHUX261
02/25/09	03/30/09	005126419	72185	38,180	50,560	(12,380)	-32.4%	COPR	HORWITH	CEFX35828
02/25/09	03/30/09	005126420	72186	75,900	52,020	23,880	31.5%	COPR	HORWITH	CEFX35828
02/25/09	03/30/09	005126421	72187	76,440	51,300	25,140	32.9%	COPR	HORWITH	CEFX35828
02/25/09	03/30/09	005126422	72188	67,240	51,040	16,200	24.1%	COPR	HORWITH	CHUX203
02/25/09	03/30/09	005126423	72189	12,740	50,320	(37,580)	-295.0%	COPR	HORWITH	CEFX35828
02/25/09	03/30/09	005126424	72190	33,760	50,140	(16,380)	-48.5%	COPR	HORWITH	CHUX203
02/25/09	03/30/09	005126425	72191	69,800	50,100	19,700	28.2%	COPR	HORWITH	CHUX203
02/25/09	03/30/09	005126426	72192	26,280	48,020	(21,740)	-82.7%	COPR	HORWITH	CHUX203
02/25/09	03/30/09	005126427	72193	22,040	51,460	(29,420)	-133.5%	COPR	HORWITH	JTLX268
02/25/09	03/30/09	005126428	72194	41,260	51,480	(10,220)	-24.8%	COPR	HORWITH	JTLX268
02/25/09	03/30/09	005126429	72195	67,300	51,000	16,300	24.2%	COPR	HORWITH	JTLX268
02/25/09	03/30/09	005126430	72196	76,120	50,540	25,580	33.6%	COPR	HORWITH	JTLX268
02/25/09	03/30/09	005126431	72197	22,740	49,460	(26,720)	-117.5%	COPR	HORWITH	CITX300112
02/25/09	03/30/09	005126432	72198	76,300	50,320	25,980	34.0%	COPR	HORWITH	CITX300112
02/25/09	03/30/09	005126433	72199	76,720	49,720	27,000	35.2%	COPR	HORWITH	CITX300112
02/25/09	03/30/09	005126434	72200	24,600	51,360	(26,760)	-108.8%	COPR	HORWITH	CITX300112
02/25/09	03/30/09	005126435	72201	12,060	49,820	(37,760)	-313.1%	COPR	HORWITH	CHUX189
02/25/09	03/30/09	005126436	72202	67,180	49,900	17,280	25.7%	COPR	HORWITH	CHUX189
02/25/09	03/30/09	005126437	72203	65,340	50,580	14,760	22.6%	COPR	HORWITH	CHUX189
02/25/09	03/30/09	005126438	72204	53,940	49,220	4,720	8.8%	COPR	HORWITH	CHUX189
02/25/09	03/30/09	005126439	72205	66,880	49,760	17,120	25.6%	COPR	HORWITH	CITX300110
02/25/09	03/30/09	005126440	72206	75,880	50,160	25,720	33.9%	COPR	HORWITH	CITX300110
02/25/09	03/30/09	005126441	72207	27,420	49,900	(22,480)	-82.0%	COPR	HORWITH	CITX300110
02/25/09	03/30/09	005126442	72208	27,420	50,840	(23,420)	-85.4%	COPR	HORWITH	CITX300110
02/25/09	03/30/09	005126443	72209	30,360	49,820	(19,460)	-64.1%	COPR	HORWITH	NDYX320344
02/25/09	03/30/09	005126444	72210	68,520	51,660	16,860	24.6%	COPR	HORWITH	NDYX320344
02/25/09	03/30/09	005126445	72211	68,240	50,200	18,040	26.4%	COPR	HORWITH	NDYX320344
02/25/09	03/30/09	005126446	72212	30,380	52,120	(21,740)	-71.6%	COPR	HORWITH	NDYX320344
02/25/09	03/30/09	005126447	72213	61,540	51,320	10,220	16.6%	COPR	HORWITH	CHUX141
02/25/09	03/30/09	005126448	72214	68,120	50,320	17,800	26.1%	COPR	HORWITH	CHUX141

Honeywell

HONEYWELL SA-7 USE HAZARDOUS WASTE TRACKING (2006)										
Date Shipped	Date of Return Manifest	State Manifest	Man. Doc #	Facilty Manifest Weight (lbs)	Estimated Weight (lbs)	Manifest - Estimate (lbs)	Manifest - Estimate (%)	Material	Transporter	RAILCAR #
02/25/09	03/30/09	005126449	72215	33,560	50,680	(17,120)	-51.0%	COPR	HORWITH	CHUX141
02/25/09	03/30/09	005126450	72216	33,580	49,880	(16,300)	-48.5%	COPR	HORWITH	CHUX141
02/25/09	03/30/09	005126451	72217	66,900	51,100	15,800	23.6%	COPR	HORWITH	JTLX30157
02/25/09	03/30/09	005126452	72218	35,940	50,600	(14,660)	-40.8%	COPR	HORWITH	JTLX30157
02/25/09	03/30/09	005126453	72219	76,560	49,520	27,040	35.3%	COPR	HORWITH	JTLX30157
02/25/09	03/30/09	005126454	72220	15,380	50,480	(35,100)	-228.2%	COPR	HORWITH	JTLX30157
02/25/09	03/30/09	005126455	72221	43,720	49,520	(5,800)	-13.3%	COPR	HORWITH	CEFX35835
02/25/09	03/30/09	005126456	72222	68,220	50,220	18,000	26.4%	COPR	HORWITH	CEFX35835
02/25/09	03/30/09	005126457	72223	67,040	50,460	16,580	24.7%	COPR	HORWITH	CEFX35835
02/25/09	03/30/09	005126458	72224	28,420	51,240	(22,820)	-80.3%	COPR	HORWITH	CEFX35835
02/25/09	03/30/09	005126459	72225	26,220	49,620	(23,400)	-89.2%	COPR	HORWITH	JTLX30152
02/25/09	03/30/09	005126460	72226	67,180	50,380	16,800	25.0%	COPR	HORWITH	JTLX30152
02/25/09	03/30/09	005126461	72227	75,900	50,440	25,460	33.5%	COPR	HORWITH	JTLX30152
02/25/09	03/30/09	005126462	72228	31,360	50,320	(18,960)	-60.5%	COPR	HORWITH	JTLX30152
02/25/09	03/30/09	005126463	72229	49,300	50,540	(1,240)	-2.5%	COPR	HORWITH	CHUX188
02/25/09	03/30/09	005126464	72230	65,400	50,020	15,380	23.5%	COPR	HORWITH	CHUX188
02/26/09	03/30/09	005126465	72231	67,060	51,100	15,960	23.8%	COPR	HORWITH	CITX300154
02/26/09	03/30/09	005126466	72232	8,760	50,620	(41,860)	-477.9%	COPR	HORWITH	JTLX30111
02/26/09	03/30/09	005126467	72233	67,180	51,380	15,800	23.5%	COPR	HORWITH	CITX300167
02/26/09	03/30/09	005126468	72234	66,720	51,480	15,240	22.8%	COPR	HORWITH	CITX300154
02/26/09	03/30/09	005126469	72235	27,460	49,960	(22,500)	-81.9%	COPR	HORWITH	CITX300167
02/26/09	03/30/09	005126470	72236	67,180	49,080	18,100	26.9%	COPR	HORWITH	CITX300167
02/26/09	03/30/09	005126471	72237	27,480	49,620	(22,140)	-80.6%	COPR	HORWITH	CITX300167
02/26/09	03/30/09	005126472	72238	32,620	50,120	(17,500)	-53.6%	COPR	HORWITH	CITX300154
02/26/09	03/30/09	005126473	72239	32,620	50,660	(18,040)	-55.3%	COPR	HORWITH	CITX300154
02/26/09	03/30/09	005126474	72240	54,340	52,440	1,900	3.5%	COPR	HORWITH	CHUX148
02/26/09	03/30/09	005126475	72241	75,940	50,380	25,560	33.7%	COPR	HORWITH	CHUX148
02/26/09	03/30/09	005126476	72242	37,680	50,780	(13,100)	-34.8%	COPR	HORWITH	CHUX148
02/26/09	03/30/09	005126477	72243	37,660	52,000	(14,340)	-38.1%	COPR	HORWITH	CHUX148
02/26/09	03/30/09	005126478	72244	75,360	50,300	25,060	33.3%	COPR	HORWITH	CHUX150
02/26/09	03/30/09	005126479	72245	33,600	51,520	(17,920)	-53.3%	COPR	HORWITH	CHUX150
02/26/09	03/30/09	005126480	72246	33,580	49,840	(16,260)	-48.4%	COPR	HORWITH	CHUX150
02/26/09	03/30/09	005126481	72247	58,640	50,680	7,960	13.6%	COPR	HORWITH	CHUX150
02/26/09	03/30/09	005126482	72248	68,080	49,660	18,420	27.1%	COPR	HORWITH	JTLX4051
02/26/09	03/30/09	005126483	72249	66,800	50,040	16,760	25.1%	COPR	HORWITH	JTLX4051
02/26/09	03/30/09	005126484	72250	39,440	51,060	(11,620)	-29.5%	COPR	HORWITH	JTLX30111
02/26/09	03/30/09	005126485	72251	75,460	49,100	26,360	34.9%	COPR	HORWITH	JTLX30111
02/26/09	03/30/09	005126486	72252	76,060	50,500	25,560	33.6%	COPR	HORWITH	JTLX30111
02/26/09	03/30/09	005126487	72253	30,640	50,380	(19,740)	-64.4%	COPR	HORWITH	JTLX4051
02/26/09	03/30/09	005126488	72254	30,620	50,680	(20,060)	-65.5%	COPR	HORWITH	JTLX4051
02/26/09	03/30/09	005126489	72255	76,480	51,220	25,260	33.0%	COPR	HORWITH	CHUX172
02/26/09	03/30/09	005126490	72256	52,120	51,080	1,040	2.0%	COPR	HORWITH	CHUX172
02/26/09	03/30/09	005126491	72257	38,460	50,940	(12,480)	-32.4%	COPR	HORWITH	CHUX172
02/26/09	03/30/09	005126492	72258	38,440	51,900	(13,460)	-35.0%	COPR	HORWITH	CHUX172
02/26/09	03/30/09	005126493	72259	21,320	50,280	(28,960)	-135.8%	COPR	HORWITH	JTLX30155
02/26/09	03/30/09	005126494	72260	75,480	49,800	25,680	34.0%	COPR	HORWITH	JTLX30155
02/26/09	03/30/09	005126495	72261	67,460	52,160	15,300	22.7%	COPR	HORWITH	JTLX30155
02/26/09	03/30/09	005126496	72262	51,000	50,740	260	0.5%	COPR	HORWITH	JTLX254
02/26/09	03/30/09	005126497	72263	67,840	50,160	17,680	26.1%	COPR	HORWITH	JTLX254
02/26/09	03/30/09	005126498	72264	67,520	52,060	15,460	22.9%	COPR	HORWITH	JTLX254
02/26/09	03/30/09	005126499	72265	14,700	49,600	(34,900)	-237.4%	COPR	HORWITH	JTLX254
02/26/09	03/30/09	005126500	72266	38,280	51,980	(13,700)	-35.8%	COPR	HORWITH	NDYX320320
02/26/09	03/30/09	005126501	72267	77,340	51,240	26,100	33.7%	COPR	HORWITH	NDYX320320
02/26/09	03/30/09	005126502	72268	68,020	51,300	16,720	24.6%	COPR	HORWITH	NDYX320320
02/26/09	03/30/09	005126503	72269	17,000	51,340	(34,340)	-202.0%	COPR	HORWITH	NDYX320320
02/26/09	03/30/09	005126504	72270	29,500	51,560	(22,060)	-74.8%	COPR	HORWITH	NDYX320337
02/26/09	03/30/09	005126505	72271	19,460	51,560	(32,100)	-165.0%	COPR	HORWITH	JTLX30116
02/26/09	03/30/09	005126506	72272	66,760	49,980	16,780	25.1%	COPR	HORWITH	NDYX320337
02/26/09	03/30/09	005126507	72273	76,520	51,900	24,620	32.2%	COPR	HORWITH	NDYX320337
02/26/09	03/30/09	005126508	72274	38,540	52,260	(13,720)	-35.6%	COPR	HORWITH	NDYX320337
02/26/09	03/30/09	005126509	72275	76,700	51,060	25,640	33.4%	COPR	HORWITH	JTLX30116
02/26/09	03/30/09	005126510	72276	77,000	52,180	24,820	32.2%	COPR	HORWITH	JTLX30116
02/26/09	03/30/09	005126511	72277	39,100	51,080	(11,980)	-30.6%	COPR	HORWITH	JTLX30116
02/26/09	03/30/09	005126512	72278	15,320	50,400	(35,080)	-229.0%	COPR	HORWITH	CHUX329
02/26/09	03/30/09	005126513	72279	77,340	51,800	25,540	33.0%	COPR	HORWITH	CHUX329
02/26/09	03/30/09	005126514	72280	68,220	50,920	17,300	25.4%	COPR	HORWITH	CHUX329
02/26/09	03/30/09	005126515	72281	47,660	49,700	(2,040)	-4.3%	COPR	HORWITH	CHUX329
02/26/09	03/30/09	005126516	72282	31,240	51,160	(19,920)	-63.8%	COPR	HORWITH	CITX300104
02/26/09	03/30/09	005126517	72283	65,160	49,620	15,540	23.8%	COPR	HORWITH	CITX300104
02/26/09	03/30/09	005126518	72284	67,320	50,480	16,840	25.0%	COPR	HORWITH	CITX300104
02/26/09	03/30/09	005126519	72285	44,180	51,140	(6,960)	-15.8%	COPR	HORWITH	CITX300104
02/26/09	03/30/09	005126520	72286	35,220	50,520	(15,300)	-43.4%	COPR	HORWITH	JTLX30155
02/26/09	03/30/09	005126521	72287	47,880	51,200	(3,320)	-6.9%	COPR	HORWITH	CHUX140
02/26/09	03/30/09	005126522	72288	76,040	50,260	25,780	33.9%	COPR	HORWITH	CHUX140

Honeywell

HONEYWELL SA-7 USE HAZARDOUS WASTE TRACKING (2006)										
Date Shipped	Date of Return Manifest	State Manifest	Man. Doc #	Facilty Manifest Weight (lbs)	Estimated Weight (lbs)	Manifest - Estimate (lbs)	Manifest - Estimate (%)	Material	Transporter	RAILCAR #
02/26/09	03/30/09	005126523	72289	38,100	50,700	(12,600)	-33.1%	COPR	HORWITH	CHUX140
02/26/09	03/30/09	005126524	72290	38,120	50,840	(12,720)	-33.4%	COPR	HORWITH	CHUX140
02/26/09	03/30/09	005126525	72291	66,540	51,220	15,320	23.0%	COPR	HORWITH	CHUX188
02/26/09	03/30/09	005126526	72292	19,560	50,400	(30,840)	-157.7%	COPR	HORWITH	CHUX188
02/27/09	03/30/09	005126527	72293	31,980	50,380	(18,400)	-57.5%	COPR	HORWITH	CEFX35816
02/27/09	03/30/09	005126528	72294	76,460	49,800	26,660	34.9%	COPR	HORWITH	CEFX35816
02/27/09	03/30/09	005126529	72295	75,660	51,160	24,500	32.4%	COPR	HORWITH	CEFX35816
02/27/09	03/30/09	005126530	72296	18,240	50,740	(32,500)	-178.2%	COPR	HORWITH	CEFX35816
02/27/09	03/30/09	005126531	72297	22,260	49,180	(26,920)	-120.9%	COPR	HORWITH	JTLX30109
02/27/09	03/30/09	005126532	72298	30,360	51,260	(20,900)	-68.8%	COPR	HORWITH	JTLX30109
02/27/09	03/30/09	005126533	72299	68,160	50,840	17,320	25.4%	COPR	HORWITH	JTLX30109
02/27/09	03/30/09	005126535	72300	66,900	50,680	16,220	24.2%	COPR	HORWITH	CHUX142
02/27/09	03/30/09	005126536	72301	75,400	51,000	24,400	32.4%	COPR	HORWITH	JTLX30109
02/27/09	03/30/09	005126537	72302	12,420	51,000	(38,580)	-310.6%	COPR	HORWITH	CHUX142
02/27/09	03/30/09	005126538	72303	67,340	49,980	17,360	25.8%	COPR	HORWITH	CHUX142
02/27/09	03/30/09	005126539	72304	54,480	50,260	4,220	7.7%	COPR	HORWITH	CHUX142
02/27/09	03/30/09	005126540	72305	75,560	49,760	25,800	34.1%	COPR	HORWITH	JTLX30106
02/27/09	03/30/09	005126541	72306	67,420	49,160	18,260	27.1%	COPR	HORWITH	JTLX30106
02/27/09	03/30/09	005126542	72307	26,480	49,120	(22,640)	-85.5%	COPR	HORWITH	JTLX30106
02/27/09	03/30/09	005126543	72308	26,480	49,300	(22,820)	-86.2%	COPR	HORWITH	JTLX30106
02/27/09	03/30/09	005126544	72309	66,940	48,020	18,920	28.3%	COPR	HORWITH	CITX300134
02/27/09	03/30/09	005126545	72310	76,740	48,540	28,200	36.7%	COPR	HORWITH	CITX300134
02/27/09	03/30/09	005126546	72311	24,520	48,120	(23,600)	-96.2%	COPR	HORWITH	CITX300134
02/27/09	03/30/09	005126547	72312	34,320	50,560	(16,240)	-47.3%	COPR	HORWITH	JTLX185
02/27/09	03/30/09	005126548	72313	24,540	48,620	(24,080)	-98.1%	COPR	HORWITH	CITX300134
02/27/09	03/30/09	005126549	72314	48,060	49,500	(1,440)	-3.0%	COPR	HORWITH	JTLX185
02/27/09	03/30/09	005126550	72315	76,980	48,920	28,060	36.5%	COPR	HORWITH	JTLX185
02/27/09	03/30/09	005126551	72316	34,320	49,160	(14,840)	-43.2%	COPR	HORWITH	JTLX185
02/27/09	03/30/09	005126552	72317	36,200	50,260	(14,060)	-38.8%	COPR	HORWITH	JTLX30113
02/27/09	03/30/09	005126553	72318	66,780	48,960	17,820	26.7%	COPR	HORWITH	JTLX30113
02/27/09	03/30/09	005126554	72319	67,840	50,740	17,100	25.2%	COPR	HORWITH	JTLX30113
02/27/09	03/30/09	005126555	72320	28,220	49,800	(21,580)	-76.5%	COPR	HORWITH	JTLX30113
02/27/09	03/30/09	005126556	72321	7,500	49,260	(41,760)	-556.8%	COPR	HORWITH	CHUX318
02/27/09	03/30/09	005126557	72322	67,060	48,080	18,980	28.3%	COPR	HORWITH	CHUX318
02/27/09	03/30/09	005126558	72323	76,320	49,940	26,380	34.6%	COPR	HORWITH	CHUX318
02/27/09	03/30/09	005126559	72324	27,600	49,120	(21,520)	-78.0%	COPR	HORWITH	CITX300124
02/27/09	03/30/09	005126560	72325	67,100	49,040	18,060	26.9%	COPR	HORWITH	CITX300124
02/27/09	03/30/09	005126561	72326	67,180	50,040	17,140	25.5%	COPR	HORWITH	CITX300124
02/27/09	03/30/09	005126562	72327	33,340	50,800	(17,460)	-52.4%	COPR	HORWITH	CITX300124
02/27/09	03/30/09	005126563	72328	45,540	49,080	(3,540)	-7.8%	COPR	HORWITH	CHUX318
02/27/09	03/30/09	005126564	72329	76,300	49,280	27,020	35.4%	COPR	HORWITH	CEFX65801
02/27/09	03/30/09	005126565	72330	64,900	51,480	13,420	20.7%	COPR	HORWITH	CEFX65801
02/27/09	03/30/09	005126566	72331	29,360	50,620	(21,260)	-72.4%	COPR	HORWITH	CEFX65801
02/27/09	03/30/09	005126567	72332	29,380	51,060	(21,680)	-73.8%	COPR	HORWITH	CEFX65801
02/27/09	03/30/09	005126568	72333	67,160	50,020	17,140	25.5%	COPR	HORWITH	CHUX277
02/27/09	03/30/09	005126569	72334	66,940	48,080	18,860	28.2%	COPR	HORWITH	CHUX277
02/27/09	03/30/09	005126570	72335	33,480	49,300	(15,820)	-47.3%	COPR	HORWITH	CHUX277
02/27/09	03/30/09	005126571	72336	33,480	50,040	(16,560)	-49.5%	COPR	HORWITH	CHUX277
02/27/09	03/30/09	005126572	72337	17,540	49,740	(32,200)	-183.6%	COPR	HORWITH	JTLX30139
02/27/09	03/30/09	005126573	72338	75,540	51,040	24,500	32.4%	COPR	HORWITH	JTLX30139
02/27/09	03/30/09	005126574	72339	67,460	50,200	17,260	25.6%	COPR	HORWITH	JTLX30139
02/27/09	03/30/09	005126575	72340	41,020	52,160	(11,140)	-27.2%	COPR	HORWITH	JTLX30139
02/27/09	03/30/09	005126576	72341	38,540	51,080	(12,540)	-32.5%	COPR	HORWITH	JTLX86
02/27/09	03/30/09	005126577	72342	68,000	50,040	17,960	26.4%	COPR	HORWITH	JTLX86
02/27/09	03/30/09	005126578	72343	68,040	50,320	17,720	26.0%	COPR	HORWITH	JTLX86
02/27/09	03/30/09	005126579	72344	32,120	51,020	(18,900)	-58.8%	COPR	HORWITH	JTLX86
02/27/09	03/30/09	005126580	72345	65,800	50,740	15,060	22.9%	COPR	HORWITH	CITX300041
02/27/09	03/30/09	005126581	72346	76,740	49,380	27,360	35.7%	COPR	HORWITH	CITX300041
02/27/09	03/30/09	005126582	72347	34,120	48,700	(14,580)	-42.7%	COPR	HORWITH	CITX300041
02/27/09	03/30/09	005126583	72348	34,120	52,500	(18,380)	-53.9%	COPR	HORWITH	CITX300041
02/27/09	03/30/09	005126584	72349	44,180	51,220	(7,040)	-15.9%	COPR	HORWITH	CEFX35248
02/27/09	03/30/09	005126585	72350	77,240	50,880	26,360	34.1%	COPR	HORWITH	CEFX35248
02/27/09	03/30/09	005126586	72351	68,860	48,240	20,620	29.9%	COPR	HORWITH	CEFX35248
02/27/09	03/30/09	005126587	72352	10,700	50,500	(39,800)	-372.0%	COPR	HORWITH	CEFX35248
02/27/09	04/06/09	005126588	72353	67,700	51,040	16,660	24.6%	COPR	HORWITH	CITX300136
02/27/09	04/06/09	005126589	72354	51,380	50,160	1,220	2.4%	COPR	HORWITH	CITX300136

01/31/79	SITE TONS (Month)	FEB SUB-TOTAL:	57,181,020	57,773,440	(592,420)	-1.04%
01/03/63	TONS (Site)	CUMULATIVE TOTAL:	118,258,120	119,078,160	(820,040)	-0.69%
11/19/61	TONS (Facility)	CUMULATIVE TOTAL:	118,258,120	119,078,160	(820,040)	-0.69%

03/03/09	03/30/09	005126590	72355	18,520	48,740	(30,220)	-163.2%	COPR	HORWITH	CHUX295
03/03/09	03/30/09	005126591	72356	76,660	51,020	25,640	33.4%	COPR	HORWITH	CHUX295
03/03/09	03/30/09	005126592	72357	68,240	51,360	16,880	24.7%	COPR	HORWITH	CHUX295

Honeywell

HONEYWELL SA-7 USE HAZARDOUS WASTE TRACKING (2006)										
Date Shipped	Date of Return Manifest	State Manifest	Man. Doc #	Facilty Manifest Weight (lbs)	Estimated Weight (lbs)	Manifest - Estimate (lbs)	Manifest - Estimate (%)	Material	Transporter	RAILCAR #
03/03/09	03/30/09	005126593	72358	31,580	51,440	(19,860)	-62.9%	COPR	HORWITH	CHUX295
03/03/09	03/30/09	005126594	72359	67,360	50,880	16,480	24.5%	COPR	HORWITH	CHUX114
03/03/09	03/30/09	005126595	72360	65,200	48,340	16,860	25.9%	COPR	HORWITH	CHUX114
03/03/09	03/30/09	005126596	72361	29,320	51,320	(22,000)	-75.0%	COPR	HORWITH	CHUX114
03/03/09	03/30/09	005126597	72362	29,320	50,600	(21,280)	-72.6%	COPR	HORWITH	CHUX114
03/03/09	03/30/09	005126598	72363	55,320	48,840	6,480	11.7%	COPR	HORWITH	CEFX35830
03/03/09	03/30/09	005126599	72364	68,700	50,680	18,020	26.2%	COPR	HORWITH	CEFX35830
03/03/09	03/30/09	005126600	72365	33,980	49,100	(15,120)	-44.5%	COPR	HORWITH	CEFX35830
03/03/09	03/30/09	005126601	72366	33,980	48,420	(14,440)	-42.5%	COPR	HORWITH	CEFX35830
03/03/09	03/30/09	005126602	72367	37,040	49,200	(12,160)	-32.8%	COPR	HORWITH	JTLX30131
03/03/09	03/30/09	005126603	72368	76,460	48,800	27,660	36.2%	COPR	HORWITH	JTLX30131
03/03/09	03/30/09	005126604	72369	68,260	49,380	18,880	27.7%	COPR	HORWITH	JTLX30131
03/03/09	03/30/09	005126605	72370	7,620	48,760	(41,140)	-539.9%	COPR	HORWITH	JTLX30131
03/03/09	03/30/09	005126606	72371	36,280	48,320	(12,040)	-33.2%	COPR	HORWITH	JTLX50
03/03/09	03/30/09	005126607	72372	65,860	50,040	15,820	24.0%	COPR	HORWITH	JTLX50
03/03/09	03/30/09	005126608	72373	66,640	49,580	17,060	25.6%	COPR	HORWITH	JTLX50
03/03/09	03/30/09	005126609	72374	30,320	49,260	(18,940)	-62.5%	COPR	HORWITH	JTLX50
03/03/09	03/30/09	005126610	72375	19,080	50,860	(31,780)	-166.6%	COPR	HORWITH	CITX300149
03/03/09	03/30/09	005126611	72376	67,700	51,440	16,260	24.0%	COPR	HORWITH	CITX300149
03/03/09	03/30/09	005126612	72377	77,300	49,960	27,340	35.4%	COPR	HORWITH	CITX300149
03/03/09	04/06/09	005126613	72378	68,180	50,780	17,400	25.5%	COPR	HORWITH	CITX300118
03/03/09	03/30/09	005126614	72379	10,700	49,600	(38,900)	-363.6%	COPR	HORWITH	JTLX30110
03/03/09	03/30/09	005126615	72380	65,320	50,880	14,440	22.1%	COPR	HORWITH	JTLX30110
03/03/09	03/30/09	005126616	72381	30,900	49,360	(18,460)	-59.7%	COPR	HORWITH	CITX300149
03/03/09	03/30/09	005126617	72382	67,500	51,820	15,680	23.2%	COPR	HORWITH	JTLX30110
03/03/09	03/30/09	005126618	72383	57,220	49,240	7,980	13.9%	COPR	HORWITH	JTLX30110
03/03/09	04/06/09	005126619	72384	20,000	49,200	(29,200)	-146.0%	COPR	HORWITH	CITX300118
03/03/09	04/06/09	005126620	72385	68,600	50,660	17,940	26.2%	COPR	HORWITH	CITX300118
03/03/09	04/06/09	005126621	72386	42,040	50,360	(8,320)	-19.8%	COPR	HORWITH	CITX300118
03/03/09	03/30/09	005126622	72387	65,160	48,660	16,500	25.3%	COPR	HORWITH	CHUX208
03/03/09	03/30/09	005126623	72388	67,400	49,040	18,360	27.2%	COPR	HORWITH	CHUX208
03/03/09	03/30/09	005126624	72389	30,760	49,680	(18,920)	-61.5%	COPR	HORWITH	CHUX208
03/03/09	03/30/09	005126625	72390	30,760	51,680	(20,920)	-68.0%	COPR	HORWITH	CHUX208
03/03/09	03/30/09	005126626	72391	68,660	49,500	19,160	27.9%	COPR	HORWITH	CEFX35827
03/03/09	03/30/09	005126627	72392	67,720	50,640	17,080	25.2%	COPR	HORWITH	CEFX35827
03/03/09	03/30/09	005126628	72393	33,240	48,000	(14,760)	-44.4%	COPR	HORWITH	CEFX35827
03/03/09	03/30/09	005126629	72394	33,220	51,400	(18,180)	-54.7%	COPR	HORWITH	CEFX35827
03/03/09	04/06/09	005126630	72395	37,160	50,460	(13,300)	-35.8%	COPR	HORWITH	CHUX144
03/03/09	04/06/09	005126633	72396	22,080	50,080	(28,000)	-126.8%	COPR	HORWITH	CHUX144
03/03/09	04/06/09	005126631	72397	76,440	51,040	25,400	33.2%	COPR	HORWITH	CHUX144
03/03/09	04/06/09	005126632	72398	76,720	49,480	27,240	35.5%	COPR	HORWITH	CHUX144
03/03/09	04/06/09	005126634	72399	38,180	50,980	(12,800)	-33.5%	COPR	HORWITH	CITX300136
03/03/09	04/06/09	005126635	72400	38,180	51,840	(13,660)	-35.8%	COPR	HORWITH	CITX300136
03/03/09	03/30/09	005126636	72401	6,800	51,240	(44,440)	-653.5%	COPR	HORWITH	JTLX236
03/03/09	03/30/09	005126637	72402	76,360	50,720	25,640	33.6%	COPR	HORWITH	JTLX236
03/03/09	03/30/09	005126638	72403	67,540	52,180	15,360	22.7%	COPR	HORWITH	JTLX236
03/03/09	03/30/09	005126639	72404	56,200	51,440	4,760	8.5%	COPR	HORWITH	JTLX236
03/03/09	03/30/09	005126640	72405	67,200	51,040	16,160	24.0%	COPR	HORWITH	CHUX196
03/03/09	03/30/09	005126641	72406	76,140	51,360	24,780	32.5%	COPR	HORWITH	CHUX196
03/03/09	03/30/09	005126642	72407	30,620	52,380	(21,760)	-71.1%	COPR	HORWITH	CHUX196
03/03/09	03/30/09	005126643	72408	30,600	52,200	(21,600)	-70.6%	COPR	HORWITH	CHUX196
03/03/09	03/30/09	005126644	72409	13,220	50,800	(37,580)	-284.3%	COPR	HORWITH	NTYX320427
03/03/09	03/30/09	005126645	72410	77,260	49,220	28,040	36.3%	COPR	HORWITH	NTYX320427
03/03/09	03/30/09	005126646	72411	68,880	49,320	19,560	28.4%	COPR	HORWITH	JTLX30163
03/03/09	03/30/09	005126647	72412	37,240	51,140	(13,900)	-37.3%	COPR	HORWITH	NTYX320427
03/03/09	03/30/09	005126648	72413	68,980	50,320	18,660	27.1%	COPR	HORWITH	NTYX320427
03/03/09	03/30/09	005126649	72414	69,180	50,300	18,880	27.3%	COPR	HORWITH	JTLX30163
03/03/09	03/30/09	005126650	72415	32,260	48,060	(15,800)	-49.0%	COPR	HORWITH	JTLX30163
03/03/09	03/30/09	005126651	72416	32,280	52,200	(19,920)	-61.7%	COPR	HORWITH	JTLX30163
03/04/09	04/06/09	005126652	72417	23,960	49,000	(25,040)	-104.5%	COPR	HORWITH	CHUX151
03/04/09	04/06/09	005126653	72418	76,080	48,220	27,860	36.6%	COPR	HORWITH	CHUX151
03/04/09	04/06/09	005126654	72419	67,200	49,440	17,760	26.4%	COPR	HORWITH	CHUX151
03/04/09	04/06/09	005126655	72420	27,260	50,900	(23,640)	-86.7%	COPR	HORWITH	CHUX151
03/04/09	04/06/09	005126656	72421	51,740	50,440	1,300	2.5%	COPR	HORWITH	JTLX168
03/04/09	04/06/09	005126657	72422	69,560	50,140	19,420	27.9%	COPR	HORWITH	JTLX168
03/04/09	04/06/09	005126658	72423	68,540	51,700	16,840	24.6%	COPR	HORWITH	JTLX168
03/04/09	04/06/09	005126659	72424	13,780	51,880	(38,100)	-276.5%	COPR	HORWITH	JTLX168
03/04/09	04/06/09	005126660	72425	15,240	51,180	(35,940)	-235.8%	COPR	HORWITH	JTLX30114
03/04/09	04/06/09	005126661	72426	75,520	49,640	25,880	34.3%	COPR	HORWITH	JTLX30114
03/04/09	04/06/09	005126662	72427	67,160	51,320	15,840	23.6%	COPR	HORWITH	JTLX30114
03/04/09	04/06/09	005126663	72428	42,580	52,240	(9,660)	-22.7%	COPR	HORWITH	JTLX30114
03/04/09	04/06/09	005126664	72429	21,460	49,120	(27,660)	-128.9%	COPR	HORWITH	CHUX308
03/04/09	04/06/09	005126665	72430	76,800	50,080	26,720	34.8%	COPR	HORWITH	CHUX308
03/04/09	04/06/09	005126666	72431	77,260	49,300	27,960	36.2%	COPR	HORWITH	CHUX308

HONEYWELL SA-7 USE HAZARDOUS WASTE TRACKING (2006)										
Date Shipped	Date of Return Manifest	State Manifest	Man. Doc #	Facilty Manifest Weight (lbs)	Estimated Weight (lbs)	Manifest - Estimate (lbs)	Manifest - Estimate (%)	Material	Transporter	RAILCAR #
03/04/09	04/06/09	005126667	72432	17,260	49,480	(32,220)	-186.7%	COPR	HORWITH	CHUX308
03/04/09	04/06/09	005126668	72433	61,760	49,940	11,820	19.1%	COPR	HORWITH	CEFX35808
03/04/09	04/06/09	005126669	72434	66,660	48,000	18,660	28.0%	COPR	HORWITH	CEFX35808
03/04/09	04/06/09	005126670	72435	34,100	50,600	(16,500)	-48.4%	COPR	HORWITH	CEFX35808
03/04/09	04/06/09	005126671	72436	65,620	51,520	14,100	21.5%	COPR	HORWITH	CHUX226
03/04/09	04/06/09	005126672	72437	34,100	49,060	(14,960)	-43.9%	COPR	HORWITH	CEFX35808
03/04/09	04/06/09	005126673	72438	24,820	50,000	(25,180)	-101.5%	COPR	HORWITH	CHUX226
03/04/09	04/06/09	005126674	72439	68,220	51,320	16,900	24.8%	COPR	HORWITH	CHUX226
03/04/09	04/06/09	005126675	72440	45,600	50,840	(5,240)	-11.5%	COPR	HORWITH	CHUX226
03/04/09	04/06/09	005126676	72441	40,900	51,680	(10,780)	-26.4%	COPR	HORWITH	CEFX35246
03/04/09	04/06/09	005126677	72442	75,260	49,580	25,680	34.1%	COPR	HORWITH	CEFX35246
03/04/09	04/06/09	005126678	72443	5,380	50,900	(45,520)	-846.1%	COPR	HORWITH	CEFX35246
03/04/09	04/06/09	005126679	72444	76,540	49,000	27,540	36.0%	COPR	HORWITH	CEFX35246
03/04/09	04/06/09	005126680	72445	66,980	50,400	16,580	24.8%	COPR	HORWITH	CEFX35247
03/04/09	04/06/09	005126681	72446	66,680	50,120	16,560	24.8%	COPR	HORWITH	CEFX35247
03/04/09	04/06/09	005126682	72447	33,720	51,120	(17,400)	-51.6%	COPR	HORWITH	CEFX35247
03/04/09	04/06/09	005126683	72448	75,740	49,860	25,880	34.2%	COPR	HORWITH	CITX300123
03/04/09	04/06/09	005126684	72449	67,040	50,360	16,680	24.9%	COPR	HORWITH	CITX300123
03/04/09	04/06/09	005126685	72450	28,620	49,600	(20,980)	-73.3%	COPR	HORWITH	CITX300123
03/04/09	04/06/09	005126686	72451	28,600	50,240	(21,640)	-75.7%	COPR	HORWITH	CITX300123
03/04/09	04/06/09	005126687	72452	46,340	49,680	(3,340)	-7.2%	COPR	HORWITH	CHUX200
03/04/09	04/06/09	005126688	72453	68,160	48,980	19,180	28.1%	COPR	HORWITH	CHUX200
03/04/09	04/06/09	005126689	72454	64,400	51,220	13,180	20.5%	COPR	HORWITH	CHUX200
03/04/09	04/06/09	005126690	72455	21,300	52,480	(31,180)	-146.4%	COPR	HORWITH	CHUX200
03/04/09	04/06/09	005126691	72456	8,340	50,860	(42,520)	-509.8%	COPR	HORWITH	CHUX129
03/04/09	04/06/09	005126692	72457	67,160	52,520	14,640	21.8%	COPR	HORWITH	CHUX129
03/04/09	04/06/09	005126693	72458	68,260	51,680	16,580	24.3%	COPR	HORWITH	CHUX129
03/04/09	04/06/09	005126694	72459	60,980	51,100	9,880	16.2%	COPR	HORWITH	CHUX129
03/04/09	04/06/09	005126695	72460	67,300	51,200	16,100	23.9%	COPR	HORWITH	JTLX175
03/04/09	04/06/09	005126696	72461	68,520	49,860	18,660	27.2%	COPR	HORWITH	JTLX175
03/04/09	04/06/09	005126697	72462	31,800	50,780	(18,980)	-59.7%	COPR	HORWITH	JTLX175
03/04/09	04/06/09	005126698	72463	31,800	48,680	(16,880)	-53.1%	COPR	HORWITH	JTLX175
03/04/09	04/06/09	005126699	72464	33,720	52,460	(18,740)	-55.6%	COPR	HORWITH	CEFX35247
03/04/09	04/06/09	005126700	72465	66,840	50,680	16,160	24.2%	COPR	HORWITH	CITX300133
03/04/09	04/06/09	005126701	72466	28,440	48,560	(20,120)	-70.7%	COPR	HORWITH	CITX300133
03/04/09	04/06/09	005126702	72467	76,780	51,060	25,720	33.5%	COPR	HORWITH	CITX300133
03/04/09	04/06/09	005126703	72468	28,460	50,280	(21,820)	-76.7%	COPR	HORWITH	CITX300133
03/04/09	04/06/09	005126704	72469	48,980	50,340	(1,360)	-2.8%	COPR	HORWITH	JTLX30123
03/04/09	04/06/09	005126705	72470	76,400	50,120	26,280	34.4%	COPR	HORWITH	JTLX30123
03/04/09	04/06/09	005126706	72471	37,480	51,420	(13,940)	-37.2%	COPR	HORWITH	JTLX30123
03/04/09	04/06/09	005126707	72472	37,500	51,740	(14,240)	-38.0%	COPR	HORWITH	JTLX30123
03/04/09	04/06/09	005126708	72473	51,840	49,320	2,520	4.9%	COPR	HORWITH	JTLX261
03/04/09	04/06/09	005126709	72474	66,700	51,160	15,540	23.3%	COPR	HORWITH	JTLX261
03/04/09	04/06/09	005126710	72475	76,820	51,840	24,980	32.5%	COPR	HORWITH	JTLX261
03/04/09	04/06/09	005126711	72476	6,140	50,780	(44,640)	-727.0%	COPR	HORWITH	JTLX261
03/04/09	04/06/09	005126712	72477	25,780	50,640	(24,860)	-96.4%	COPR	HORWITH	CHUX215
03/04/09	04/06/09	005126713	72478	65,340	50,320	15,020	23.0%	COPR	HORWITH	CHUX215
03/05/09	04/06/09	005126714	72479	13,840	50,460	(36,620)	-264.6%	COPR	HORWITH	CHUX311
03/05/09	04/06/09	005126715	72480	76,000	50,860	25,140	33.1%	COPR	HORWITH	CHUX311
03/05/09	04/06/09	005126716	72481	67,100	50,760	16,340	24.4%	COPR	HORWITH	CHUX311
03/05/09	04/06/09	005126717	72482	41,540	49,520	(7,980)	-19.2%	COPR	HORWITH	CHUX311
03/05/09	04/06/09	005126718	72483	48,540	49,860	(1,320)	-2.7%	COPR	HORWITH	JTLX30148
03/05/09	04/06/09	005126719	72484	67,900	50,040	17,860	26.3%	COPR	HORWITH	JTLX30148
03/05/09	04/06/09	005126720	72485	68,140	50,920	17,220	25.3%	COPR	HORWITH	JTLX30148
03/05/09	04/06/09	005126721	72486	13,660	49,780	(36,120)	-264.4%	COPR	HORWITH	JTLX30148
03/05/09	04/06/09	005126722	72487	68,100	48,020	20,080	29.5%	COPR	HORWITH	JTLX30153
03/05/09	04/06/09	005126723	72488	68,220	48,140	20,080	29.4%	COPR	HORWITH	JTLX30153
03/05/09	04/06/09	005126724	72489	31,500	48,200	(16,700)	-53.0%	COPR	HORWITH	JTLX30153
03/05/09	04/06/09	005126725	72490	31,500	48,660	(17,160)	-54.5%	COPR	HORWITH	JTLX30153
03/05/09	04/06/09	005126726	72491	32,180	50,120	(17,940)	-55.7%	COPR	HORWITH	CHUX225
03/05/09	04/06/09	005126727	72492	76,660	51,900	24,760	32.3%	COPR	HORWITH	CHUX225
03/05/09	04/06/09	005126728	72493	67,940	49,720	18,220	26.8%	COPR	HORWITH	CHUX225
03/05/09	04/06/09	005126729	72494	21,820	50,740	(28,920)	-132.5%	COPR	HORWITH	CHUX225
03/05/09	04/06/09	005126730	72495	36,720	49,800	(13,080)	-35.6%	COPR	HORWITH	CHUX146
03/05/09	04/06/09	005126731	72496	68,200	50,500	17,700	26.0%	COPR	HORWITH	CHUX146
03/05/09	04/06/09	005126732	72497	76,360	49,740	26,620	34.9%	COPR	HORWITH	CHUX146
03/05/09	04/06/09	005126733	72498	19,820	51,180	(31,360)	-158.2%	COPR	HORWITH	CHUX146
03/05/09	04/06/09	005126734	72499	67,820	51,100	16,720	24.7%	COPR	HORWITH	CHUX323
03/05/09	04/06/09	005126735	72500	65,180	50,200	14,980	23.0%	COPR	HORWITH	CHUX323
03/05/09	04/06/09	005126736	72501	47,160	51,000	(3,840)	-8.1%	COPR	HORWITH	CHUX323
03/05/09	04/06/09	005126737	72502	19,520	50,560	(31,040)	-159.0%	COPR	HORWITH	CHUX323
03/05/09	04/06/09	005126738	72503	33,780	50,960	(17,180)	-50.9%	COPR	HORWITH	CHUX258
03/05/09	04/06/09	005126739	72504	77,160	51,680	25,480	33.0%	COPR	HORWITH	CHUX258
03/05/09	04/06/09	005126740	72505	21,200	51,080	(29,880)	-140.9%	COPR	HORWITH	CHUX258

HONEYWELL SA-7 USE HAZARDOUS WASTE TRACKING (2006)										
Date Shipped	Date of Return Manifest	State Manifest	Man. Doc #	Facilty Manifest Weight (lbs)	Estimated Weight (lbs)	Manifest - Estimate (lbs)	Manifest - Estimate (%)	Material	Transporter	RAILCAR #
03/05/09	04/06/09	005126741	72506	68,580	49,760	18,820	27.4%	COPR	HORWITH	CHUX258
03/05/09	04/06/09	005126742	72507	66,820	49,660	17,160	25.7%	COPR	HORWITH	CHUX215
03/05/09	04/06/09	005126743	72508	42,980	49,000	(6,020)	-14.0%	COPR	HORWITH	CHUX215
03/05/09	04/06/09	005126744	72509	46,900	49,600	(2,700)	-5.8%	COPR	HORWITH	CITX300146
03/05/09	04/06/09	005126745	72510	75,900	48,720	27,180	35.8%	COPR	HORWITH	CITX300146
03/05/09	04/06/09	005126746	72511	33,480	49,500	(16,020)	-47.8%	COPR	HORWITH	CITX300146
03/05/09	04/06/09	005126747	72512	33,460	51,140	(17,680)	-52.8%	COPR	HORWITH	CITX300146
03/05/09	04/06/09	005126748	72513	25,080	50,040	(24,960)	-99.5%	COPR	HORWITH	CITX300137
03/05/09	04/06/09	005126749	72514	77,260	48,140	29,120	37.7%	COPR	HORWITH	CITX300137
03/05/09	04/06/09	005126750	72515	75,240	50,060	25,180	33.5%	COPR	HORWITH	CITX300137
03/05/09	04/06/09	005126751	72516	20,100	51,980	(31,880)	-158.6%	COPR	HORWITH	CITX300137
03/05/09	04/06/09	005126752	72517	66,460	50,700	15,760	23.7%	COPR	HORWITH	CEFX35239
03/05/09	04/06/09	005126753	72518	28,040	49,460	(21,420)	-76.4%	COPR	HORWITH	CEFX35239
03/05/09	04/06/09	005126754	72519	42,700	51,960	(9,260)	-21.7%	COPR	HORWITH	CEFX35239
03/05/09	04/06/09	005126755	72520	67,180	51,280	15,900	23.7%	COPR	HORWITH	CEFX35239
03/05/09	04/06/09	005126756	72521	14,440	52,540	(38,100)	-263.9%	COPR	HORWITH	CHUX328
03/05/09	04/06/09	005126757	72522	75,620	52,680	22,940	30.3%	COPR	HORWITH	CHUX328
03/05/09	04/06/09	005126758	72523	67,080	51,080	16,000	23.9%	COPR	HORWITH	CHUX328
03/05/09	04/06/09	005126759	72524	47,760	51,880	(4,120)	-8.6%	COPR	HORWITH	CHUX328
03/05/09	04/06/09	005126760	72525	8,760	51,600	(42,840)	-489.0%	COPR	HORWITH	JTLX30144
03/05/09	04/06/09	005126761	72526	77,480	51,320	26,160	33.8%	COPR	HORWITH	JTLX30144
03/05/09	04/06/09	005126762	72527	68,680	51,520	17,160	25.0%	COPR	HORWITH	JTLX30144
03/05/09	04/06/09	005126763	72528	48,780	50,940	(2,160)	-4.4%	COPR	HORWITH	JTLX30144
03/05/09	04/06/09	005126764	72529	20,900	51,140	(30,240)	-144.7%	COPR	HORWITH	JTLX270
03/05/09	04/06/09	005126765	72530	69,600	50,260	19,340	27.8%	COPR	HORWITH	JTLX270
03/05/09	04/06/09	005126766	72531	44,440	50,620	(6,180)	-13.9%	COPR	HORWITH	JTLX270
03/05/09	04/06/09	005126767	72532	66,600	50,180	16,420	24.7%	COPR	HORWITH	JTLX270
03/05/09	04/06/09	005126768	72533	37,600	50,720	(13,120)	-34.9%	COPR	HORWITH	CHUX205
03/05/09	04/06/09	005126769	72534	76,220	50,440	25,780	33.8%	COPR	HORWITH	CHUX205
03/05/09	04/06/09	005126770	72535	67,440	50,660	16,780	24.9%	COPR	HORWITH	CHUX205
03/05/09	04/06/09	005126771	72536	19,040	51,240	(32,200)	-169.1%	COPR	HORWITH	CHUX205
03/05/09	04/06/09	005126772	72537	35,380	51,120	(15,740)	-44.5%	COPR	HORWITH	CITX300129
03/05/09	04/06/09	005126773	72538	66,540	49,400	17,140	25.8%	COPR	HORWITH	CITX300129
03/05/09	04/06/09	005126774	72539	67,540	50,020	17,520	25.9%	COPR	HORWITH	CITX300129
03/05/09	04/06/09	005126775	72540	30,780	50,560	(19,780)	-64.3%	COPR	HORWITH	CITX300129
03/06/09	03/30/09	005126776	72541	67,680	49,260	18,420	27.2%	COPR	HORWITH	JTLX30108
03/06/09	03/30/09	005126777	72542	77,100	49,780	27,320	35.4%	COPR	HORWITH	JTLX30108
03/06/09	03/30/09	005126778	72543	25,860	50,100	(24,240)	-93.7%	COPR	HORWITH	JTLX30108
03/06/09	03/30/09	005126779	72544	25,840	51,460	(25,620)	-99.1%	COPR	HORWITH	JTLX30108
03/06/09	04/06/09	005126780	72545	25,460	50,740	(25,280)	-99.3%	COPR	HORWITH	CITX300158
03/06/09	04/06/09	005126781	72546	76,560	49,420	27,140	35.4%	COPR	HORWITH	CITX300158
03/06/09	04/06/09	005126782	72547	44,820	49,740	(4,920)	-11.0%	COPR	HORWITH	CITX300158
03/06/09	04/06/09	005126783	72548	53,020	50,840	2,180	4.1%	COPR	HORWITH	CITX300158
03/06/09	04/06/09	005126784	72549	18,180	51,720	(33,540)	-184.5%	COPR	HORWITH	JTLX4058
03/06/09	04/06/09	005126785	72550	46,440	50,840	(4,400)	-9.5%	COPR	HORWITH	JTLX4058
03/06/09	04/06/09	005126786	72551	68,920	50,520	18,400	26.7%	COPR	HORWITH	JTLX4058
03/06/09	04/06/09	005126787	72552	68,040	51,380	16,660	24.5%	COPR	HORWITH	JTLX4058
03/06/09	04/06/09	005126788	72553	35,780	49,740	(13,960)	-39.0%	COPR	HORWITH	CHUX166
03/06/09	04/06/09	005126789	72554	76,200	48,780	27,420	36.0%	COPR	HORWITH	CHUX166
03/06/09	04/06/09	005126790	72555	66,720	50,460	16,260	24.4%	COPR	HORWITH	CHUX166
03/06/09	04/06/09	005126791	72556	18,960	49,700	(30,740)	-162.1%	COPR	HORWITH	CHUX166
03/06/09	04/06/09	005126792	72557	23,480	49,800	(26,320)	-112.1%	COPR	HORWITH	CEFX35244
03/06/09	04/06/09	005126793	72558	67,720	50,600	17,120	25.3%	COPR	HORWITH	CEFX35244
03/06/09	04/06/09	005126794	72559	75,220	49,680	25,540	34.0%	COPR	HORWITH	CEFX35244
03/06/09	04/13/09	005126795	72560	69,020	49,100	19,920	28.9%	COPR	HORWITH	CHUX139
03/06/09	04/06/09	005126796	72561	31,720	50,100	(18,380)	-57.9%	COPR	HORWITH	CEFX35244
03/06/09	04/06/09	005126797	72562	28,860	49,240	(20,380)	-70.6%	COPR	HORWITH	NDYX320437
03/06/09	04/06/09	005126798	72563	66,500	52,540	13,960	21.0%	COPR	HORWITH	NDYX320437
03/06/09	04/06/09	005126799	72564	65,420	50,940	14,480	22.1%	COPR	HORWITH	NDYX320437
03/06/09	04/06/09	005126800	72565	43,600	51,640	(8,040)	-18.4%	COPR	HORWITH	NDYX320437
03/06/09	04/06/09	005126801	72566	14,960	50,940	(35,980)	-240.5%	COPR	HORWITH	JTLX30112
03/06/09	04/06/09	005126802	72567	76,460	50,260	26,200	34.3%	COPR	HORWITH	JTLX30112
03/06/09	04/06/09	005126803	72568	75,280	52,300	22,980	30.5%	COPR	HORWITH	JTLX30112
03/06/09	04/06/09	005126804	72569	38,260	51,560	(13,300)	-34.8%	COPR	HORWITH	JTLX30112
03/06/09	04/06/09	005126805	72570	67,960	50,800	17,160	25.3%	COPR	HORWITH	JTLX30161
03/06/09	04/06/09	005126806	72571	75,620	50,100	25,520	33.7%	COPR	HORWITH	JTLX30161
03/06/09	04/06/09	005126807	72572	39,700	51,000	(11,300)	-28.5%	COPR	HORWITH	CEFX35829
03/06/09	04/06/09	005126808	72573	68,180	51,220	16,960	24.9%	COPR	HORWITH	CEFX35829
03/06/09	04/06/09	005126809	72574	65,540	50,760	14,780	22.6%	COPR	HORWITH	CEFX35829
03/06/09	04/06/09	005126810	72575	33,640	50,160	(16,520)	-49.1%	COPR	HORWITH	CHUX179
03/06/09	04/06/09	005126811	72576	30,040	50,880	(20,840)	-69.4%	COPR	HORWITH	CEFX35829
03/06/09	04/06/09	005126812	72577	67,420	50,060	17,360	25.7%	COPR	HORWITH	CHUX179
03/06/09	04/06/09	005126813	72578	65,320	52,260	13,060	20.0%	COPR	HORWITH	CHUX179
03/06/09	04/06/09	005126814	72579	33,640	49,680	(16,040)	-47.7%	COPR	HORWITH	CHUX179

Honeywell

HONEYWELL SA-7 USE HAZARDOUS WASTE TRACKING (2006)										
Date Shipped	Date of Return Manifest	State Manifest	Man. Doc #	Facilty Manifest Weight (lbs)	Estimated Weight (lbs)	Manifest - Estimate (lbs)	Manifest - Estimate (%)	Material	Transporter	RAILCAR #
03/06/09	04/06/09	005126815	72580	57,560	51,900	5,660	9.8%	COPR	HORWITH	JTLX30167
03/06/09	04/06/09	005126816	72581	67,440	52,420	15,020	22.3%	COPR	HORWITH	JTLX30167
03/06/09	04/06/09	005126817	72582	37,900	50,320	(12,420)	-32.8%	COPR	HORWITH	JTLX30167
03/06/09	04/06/09	005126818	72583	37,900	51,400	(13,500)	-35.6%	COPR	HORWITH	JTLX30167
03/06/09	04/06/09	005126819	72584	67,360	49,900	17,460	25.9%	COPR	HORWITH	CHUX239
03/06/09	04/06/09	005126820	72585	68,240	51,060	17,180	25.2%	COPR	HORWITH	CHUX239
03/06/09	04/06/09	005126821	72586	30,800	50,940	(20,140)	-65.4%	COPR	HORWITH	CHUX239
03/06/09	04/06/09	005126822	72587	30,800	50,900	(20,100)	-65.3%	COPR	HORWITH	CHUX239
03/06/09	04/06/09	005126823	72588	34,240	51,420	(17,180)	-50.2%	COPR	HORWITH	JTLX30161
03/06/09	04/06/09	005126824	72589	34,220	50,720	(16,500)	-48.2%	COPR	HORWITH	JTLX30161
03/06/09	04/06/09	005126825	72590	7,580	52,020	(44,440)	-586.3%	COPR	HORWITH	CITX300117
03/06/09	04/06/09	005126826	72591	68,620	49,840	18,780	27.4%	COPR	HORWITH	CITX300117
03/06/09	04/06/09	005126827	72592	58,620	50,620	8,000	13.6%	COPR	HORWITH	CITX300117
03/06/09	04/06/09	005126828	72593	67,080	50,440	16,640	24.8%	COPR	HORWITH	CEFX35236
03/06/09	04/06/09	005126829	72594	68,500	51,260	17,240	25.2%	COPR	HORWITH	CITX300117
03/06/09	04/06/09	005126830	72595	76,800	50,920	25,880	33.7%	COPR	HORWITH	CEFX35236
03/06/09	04/06/09	005126831	72596	30,620	51,820	(21,200)	-69.2%	COPR	HORWITH	CEFX35236
03/06/09	04/06/09	005126832	72597	30,620	51,320	(20,700)	-67.6%	COPR	HORWITH	CEFX35236
03/06/09	04/06/09	005126833	72598	68,160	50,520	17,640	25.9%	COPR	HORWITH	CHUX250
03/06/09	04/06/09	005126834	72599	68,400	49,900	18,500	27.0%	COPR	HORWITH	CHUX250
03/06/09	04/06/09	005126835	72600	33,640	49,840	(16,200)	-48.2%	COPR	HORWITH	CHUX250
03/06/09	04/06/09	005126836	72601	33,640	49,800	(16,160)	-48.0%	COPR	HORWITH	CHUX250
03/06/09	04/13/09	005126837	72602	19,260	50,200	(30,940)	-160.6%	COPR	HORWITH	CHUX139
03/09/09	04/13/09	005126838	72603	12,980	49,800	(36,820)	-283.7%	COPR	HORWITH	JTLX30103
03/09/09	04/13/09	005126839	72604	47,580	49,440	(1,860)	-3.9%	COPR	HORWITH	CHUX224
03/09/09	04/13/09	005126840	72605	76,220	50,780	25,440	33.4%	COPR	HORWITH	JTLX30103
03/09/09	04/13/09	005126841	72606	76,140	50,200	25,940	34.1%	COPR	HORWITH	JTLX30103
03/09/09	04/13/09	005126842	72607	31,160	48,980	(17,820)	-57.2%	COPR	HORWITH	JTLX30103
03/09/09	04/13/09	005126843	72608	38,240	50,500	(12,260)	-32.1%	COPR	HORWITH	CHUX313
03/09/09	04/13/09	005126844	72609	76,700	51,320	25,380	33.1%	COPR	HORWITH	CHUX313
03/09/09	04/13/09	005126845	72610	68,080	48,880	19,200	28.2%	COPR	HORWITH	CHUX313
03/09/09	04/13/09	005126846	72611	20,400	50,760	(30,360)	-148.8%	COPR	HORWITH	CHUX313
03/09/09	04/13/09	005126847	72612	38,440	49,980	(11,540)	-30.0%	COPR	HORWITH	JTLX263
03/09/09	04/13/09	005126848	72613	68,580	51,760	16,820	24.5%	COPR	HORWITH	JTLX263
03/09/09	04/13/09	005126849	72614	69,160	51,040	18,120	26.2%	COPR	HORWITH	JTLX263
03/09/09	04/13/09	005126850	72615	30,580	51,040	(20,460)	-66.9%	COPR	HORWITH	JTLX263
03/09/09	04/13/09	005126851	72616	76,040	52,060	23,980	31.5%	COPR	HORWITH	DJLX98508
03/09/09	04/13/09	005126852	72617	67,220	49,660	17,560	26.1%	COPR	HORWITH	DJLX98508
03/09/09	04/13/09	005126853	72618	27,680	52,320	(24,640)	-89.0%	COPR	HORWITH	DJLX98508
03/09/09	04/13/09	005126854	72619	27,680	48,480	(20,800)	-75.1%	COPR	HORWITH	DJLX98508
03/09/09	04/13/09	005126855	72620	16,120	49,580	(33,460)	-207.6%	COPR	HORWITH	CHUX265
03/09/09	04/13/09	005126856	72621	75,860	48,060	27,800	36.6%	COPR	HORWITH	CHUX265
03/09/09	04/13/09	005126857	72622	68,080	50,740	17,340	25.5%	COPR	HORWITH	CHUX265
03/09/09	04/13/09	005126858	72623	38,500	50,060	(11,560)	-30.0%	COPR	HORWITH	CHUX265
03/09/09	04/13/09	005126859	72624	65,400	49,780	15,620	23.9%	COPR	HORWITH	CHUX302
03/09/09	04/13/09	005126860	72625	68,200	51,160	17,040	25.0%	COPR	HORWITH	CHUX302
03/09/09	04/13/09	005126861	72626	30,340	49,500	(19,160)	-63.2%	COPR	HORWITH	CHUX302
03/09/09	04/13/09	005126862	72627	30,340	49,320	(18,980)	-62.6%	COPR	HORWITH	CHUX302
03/09/09	04/13/09	005126863	72628	68,000	49,480	18,520	27.2%	COPR	HORWITH	CEFX35241
03/09/09	04/13/09	005126864	72629	66,780	51,840	14,940	22.4%	COPR	HORWITH	CEFX35241
03/09/09	04/13/09	005126865	72630	37,960	50,000	(12,040)	-31.7%	COPR	HORWITH	CEFX35241
03/09/09	04/13/09	005126866	72631	37,960	50,520	(12,560)	-33.1%	COPR	HORWITH	CEFX35241
03/09/09	04/13/09	005126867	72632	42,200	50,880	(8,680)	-20.6%	COPR	HORWITH	CITX300105
03/09/09	04/13/09	005126868	72633	76,840	48,840	28,000	36.4%	COPR	HORWITH	CITX300105
03/09/09	04/13/09	005126870	72634	67,700	49,380	18,320	27.1%	COPR	HORWITH	CHUX224
03/09/09	04/13/09	005126871	72635	65,020	50,580	14,440	22.2%	COPR	HORWITH	CHUX224
03/09/09	04/13/09	005126872	72636	17,840	50,140	(32,300)	-181.1%	COPR	HORWITH	CHUX224
03/09/09	04/13/09	005126873	72637	76,520	50,980	25,540	33.4%	COPR	HORWITH	JTLX30143
03/09/09	04/13/09	005126874	72638	37,780	49,540	(11,760)	-31.1%	COPR	HORWITH	JTLX30143
03/09/09	04/13/09	005126875	72639	37,900	49,660	(11,760)	-31.0%	COPR	HORWITH	JTLX30143
03/09/09	04/13/09	005126876	72640	37,900	49,860	(11,960)	-31.6%	COPR	HORWITH	JTLX30143
03/09/09	04/13/09	005126877	72641	30,660	50,540	(19,880)	-64.8%	COPR	HORWITH	CHUX322
03/09/09	04/13/09	005126878	72642	76,240	51,460	24,780	32.5%	COPR	HORWITH	CHUX322
03/09/09	04/13/09	005126879	72643	63,680	50,840	12,840	20.2%	COPR	HORWITH	CHUX322
03/09/09	04/13/09	005126880	72644	30,920	51,160	(20,240)	-65.5%	COPR	HORWITH	CHUX322
03/09/09	04/13/09	005126881	72645	20,720	49,440	(28,720)	-138.6%	COPR	HORWITH	JTLX30115
03/09/09	04/13/09	005126882	72646	75,980	50,760	25,220	33.2%	COPR	HORWITH	JTLX30115
03/09/09	04/13/09	005126883	72647	67,420	51,180	16,240	24.1%	COPR	HORWITH	JTLX30115
03/09/09	04/13/09	005126884	72648	36,000	50,400	(14,400)	-40.0%	COPR	HORWITH	JTLX30115
03/09/09	04/13/09	005126885	72649	9,960	50,200	(40,240)	-404.0%	COPR	HORWITH	CITX300028
03/09/09	04/13/09	005126886	72650	65,200	51,520	13,680	21.0%	COPR	HORWITH	CITX300028
03/09/09	04/13/09	005126887	72651	56,020	49,940	6,080	10.9%	COPR	HORWITH	CITX300028
03/09/09	04/13/09	005126888	72652	67,980	49,900	18,080	26.6%	COPR	HORWITH	CITX300028
03/09/09	04/13/09	005126889	72653	67,320	51,140	16,180	24.0%	COPR	HORWITH	CITX300027

HONEYWELL SA-7 USE HAZARDOUS WASTE TRACKING (2006)										
Date Shipped	Date of Return Manifest	State Manifest	Man. Doc #	Facilty Manifest Weight (lbs)	Estimated Weight (lbs)	Manifest - Estimate (lbs)	Manifest - Estimate (%)	Material	Transporter	RAILCAR #
03/09/09	04/13/09	005126890	72654	66,520	50,920	15,600	23.5%	COPR	HORWITH	CITX300027
03/09/09	04/13/09	005126891	72655	33,300	49,200	(15,900)	-47.7%	COPR	HORWITH	CITX300027
03/09/09	04/13/09	005126892	72656	33,280	49,940	(16,660)	-50.1%	COPR	HORWITH	CITX300027
03/09/09	04/13/09	005126893	72657	37,860	50,180	(12,320)	-32.5%	COPR	HORWITH	CITX300105
03/09/09	04/13/09	005126894	72658	37,880	49,840	(11,960)	-31.6%	COPR	HORWITH	CITX300105
03/09/09	04/13/09	005126895	72659	68,740	50,260	18,480	26.9%	COPR	HORWITH	CHUX139
03/09/09	04/13/09	005126896	72660	38,240	49,960	(11,720)	-30.6%	COPR	HORWITH	CHUX139
03/09/09	04/06/09	005126897	72661	68,480	50,080	18,400	26.9%	COPR	HORWITH	NDYX320467
03/09/09	04/06/09	005126898	72662	30,000	50,480	(20,480)	-68.3%	COPR	HORWITH	NDYX320467
03/09/09	04/06/09	005126899	72663	67,040	51,260	15,780	23.5%	COPR	HORWITH	NDYX320467
03/09/09	04/06/09	005126900	72664	38,460	51,520	(13,060)	-34.0%	COPR	HORWITH	NDYX320467
03/10/09	04/06/09	005126901	72665	77,980	50,560	27,420	35.2%	COPR	HORWITH	CITX300152
03/10/09	04/06/09	005126902	72666	47,800	49,920	(2,120)	-4.4%	COPR	HORWITH	CITX300152
03/10/09	04/06/09	005126903	72667	38,220	50,540	(12,320)	-32.2%	COPR	HORWITH	CITX300152
03/10/09	04/06/09	005126904	72668	38,220	51,360	(13,140)	-34.4%	COPR	HORWITH	CITX300152
03/10/09	04/06/09	005126905	72669	13,540	51,780	(38,240)	-282.4%	COPR	HORWITH	CITX300107
03/10/09	04/06/09	005126906	72670	66,000	49,540	16,460	24.9%	COPR	HORWITH	CITX300107
03/10/09	04/06/09	005126907	72671	67,440	50,900	16,540	24.5%	COPR	HORWITH	CITX300107
03/10/09	04/06/09	005126908	72672	53,300	50,860	2,440	4.6%	COPR	HORWITH	CITX300107
03/10/09	04/06/09	005126909	72673	23,960	50,680	(26,720)	-111.5%	COPR	HORWITH	JTLX30166
03/10/09	04/06/09	005126910	72674	77,620	51,320	26,300	33.9%	COPR	HORWITH	JTLX30166
03/10/09	04/06/09	005126911	72675	68,960	50,140	18,820	27.3%	COPR	HORWITH	JTLX30166
03/10/09	04/06/09	005126912	72676	28,760	51,960	(23,200)	-80.7%	COPR	HORWITH	JTLX30166
03/10/09	04/06/09	005126913	72677	68,580	50,100	18,480	26.9%	COPR	HORWITH	CHUX101
03/10/09	04/06/09	005126914	72678	68,380	48,900	19,480	28.5%	COPR	HORWITH	CHUX101
03/10/09	04/06/09	005126915	72679	27,060	51,080	(24,020)	-88.8%	COPR	HORWITH	CHUX101
03/10/09	04/06/09	005126916	72680	27,060	49,700	(22,640)	-83.7%	COPR	HORWITH	CHUX101
03/10/09	04/06/09	005126917	72681	13,020	50,360	(37,340)	-286.8%	COPR	HORWITH	CEFX35806
03/10/09	04/06/09	005126918	72682	75,680	48,300	27,380	36.2%	COPR	HORWITH	CEFX35806
03/10/09	04/06/09	005126919	72683	67,080	49,900	17,180	25.6%	COPR	HORWITH	CEFX35806
03/10/09	04/06/09	005126920	72684	38,960	49,100	(10,140)	-26.0%	COPR	HORWITH	CEFX35806
03/10/09	04/06/09	005126921	72685	9,180	50,280	(41,100)	-447.7%	COPR	HORWITH	CITX300113
03/10/09	04/06/09	005126922	72686	68,040	50,320	17,720	26.0%	COPR	HORWITH	CITX300113
03/10/09	04/06/09	005126923	72687	77,420	50,680	26,740	34.5%	COPR	HORWITH	CITX300113
03/10/09	04/06/09	005126924	72688	44,100	51,500	(7,400)	-16.8%	COPR	HORWITH	CITX300113
03/10/09	04/06/09	005126925	72689	47,840	50,540	(2,700)	-5.6%	COPR	HORWITH	CEFX35237
03/10/09	04/06/09	005126926	72690	68,220	49,460	18,760	27.5%	COPR	HORWITH	CEFX35237
03/10/09	04/06/09	005126927	72691	38,200	50,180	(11,980)	-31.4%	COPR	HORWITH	CEFX35237
03/10/09	04/06/09	005126928	72692	45,260	51,020	(5,760)	-12.7%	COPR	HORWITH	CITX300140
03/10/09	04/06/09	005126929	72693	38,180	50,240	(12,060)	-31.6%	COPR	HORWITH	CEFX35237
03/10/09	04/06/09	005126930	72694	76,580	50,280	26,300	34.3%	COPR	HORWITH	CITX300140
03/10/09	04/06/09	005126931	72695	38,540	51,000	(12,460)	-32.3%	COPR	HORWITH	CITX300140
03/10/09	04/06/09	005126932	72696	42,180	51,460	(9,280)	-22.0%	COPR	HORWITH	JTLX177
03/10/09	04/06/09	005126933	72697	66,120	51,160	14,960	22.6%	COPR	HORWITH	JTLX177
03/10/09	04/06/09	005126934	72698	75,780	50,620	25,160	33.2%	COPR	HORWITH	JTLX177
03/10/09	04/06/09	005126935	72699	19,540	51,520	(31,980)	-163.7%	COPR	HORWITH	JTLX177
03/10/09	04/06/09	005126936	72700	65,440	51,480	13,960	21.3%	COPR	HORWITH	CEFX35842
03/10/09	04/06/09	005126937	72701	66,760	50,900	15,860	23.8%	COPR	HORWITH	CEFX35842
03/10/09	04/06/09	005126938	72702	33,680	51,520	(17,840)	-53.0%	COPR	HORWITH	CEFX35842
03/10/09	04/06/09	005126939	72703	33,680	51,380	(17,700)	-52.6%	COPR	HORWITH	CEFX35842
03/10/09	04/06/09	005126940	72704	29,400	51,600	(22,200)	-75.5%	COPR	HORWITH	CITX300126
03/10/09	04/06/09	005126941	72705	76,100	51,000	25,100	33.0%	COPR	HORWITH	CITX300126
03/10/09	04/06/09	005126942	72706	75,240	52,000	23,240	30.9%	COPR	HORWITH	CITX300126
03/10/09	04/06/09	005126943	72707	24,780	51,340	(26,560)	-107.2%	COPR	HORWITH	CITX300126
03/10/09	04/06/09	005126944	72708	33,900	51,220	(17,320)	-51.1%	COPR	HORWITH	CHUX174
03/10/09	04/06/09	005126945	72709	65,500	50,820	14,680	22.4%	COPR	HORWITH	CHUX174
03/10/09	04/06/09	005126946	72710	66,820	51,700	15,120	22.6%	COPR	HORWITH	CHUX174
03/10/09	04/06/09	005126947	72711	38,460	51,760	(13,300)	-34.6%	COPR	HORWITH	CHUX174
03/10/09	04/06/09	005126948	72712	68,220	51,760	16,460	24.1%	COPR	HORWITH	CITX300159
03/10/09	04/06/09	005126949	72713	68,740	50,600	18,140	26.4%	COPR	HORWITH	CITX300159
03/10/09	04/06/09	005126950	72714	34,360	50,540	(16,180)	-47.1%	COPR	HORWITH	CITX300159
03/10/09	04/06/09	005126951	72715	34,380	49,580	(15,200)	-44.2%	COPR	HORWITH	CITX300159
03/10/09	04/06/09	005126952	72716	17,700	49,880	(32,180)	-181.8%	COPR	HORWITH	JTLX240
03/10/09	04/06/09	005126953	72717	75,320	51,300	24,020	31.9%	COPR	HORWITH	JTLX240
03/10/09	04/06/09	005126954	72718	76,420	51,160	25,260	33.1%	COPR	HORWITH	JTLX240
03/10/09	04/06/09	005126955	72719	33,900	51,940	(18,040)	-53.2%	COPR	HORWITH	JTLX240
03/10/09	04/06/09	005126956	72720	9,320	50,260	(40,940)	-439.3%	COPR	HORWITH	CHUX153
03/10/09	04/06/09	005126957	72721	76,000	51,300	24,700	32.5%	COPR	HORWITH	CHUX153
03/10/09	04/06/09	005126958	72722	67,260	51,340	15,920	23.7%	COPR	HORWITH	CHUX153
03/10/09	04/06/09	005126959	72723	50,400	50,380	20	0.0%	COPR	HORWITH	CHUX153
03/10/09	04/06/09	005126960	72724	38,540	51,360	(12,820)	-33.3%	COPR	HORWITH	CITX300140
03/10/09	04/13/09	005126961	72725	49,580	50,600	(1,020)	-2.1%	COPR	HORWITH	JTLX30128
03/10/09	04/13/09	005126962	72726	66,540	50,820	15,720	23.6%	COPR	HORWITH	JTLX30128
03/11/09	04/13/09	005126963	72727	7,580	50,460	(42,880)	-565.7%	COPR	HORWITH	CEFX35836

Honeywell

HONEYWELL SA-7 USE HAZARDOUS WASTE TRACKING (2006)										
Date Shipped	Date of Return Manifest	State Manifest	Man. Doc #	Facilty Manifest Weight (lbs)	Estimated Weight (lbs)	Manifest - Estimate (lbs)	Manifest - Estimate (%)	Material	Transporter	RAILCAR #
03/11/09	04/13/09	005126964	72728	69,180	49,320	19,860	28.7%	COPR	HORWITH	CEFX35836
03/11/09	04/13/09	005126965	72729	77,040	49,320	27,720	36.0%	COPR	HORWITH	CEFX35836
03/11/09	04/13/09	005126966	72730	75,660	51,120	24,540	32.4%	COPR	HORWITH	JTLX30140
03/11/09	04/13/09	005126967	72731	67,100	50,120	16,980	25.3%	COPR	HORWITH	JTLX30140
03/11/09	04/13/09	005126968	72732	43,680	50,440	(6,760)	-15.5%	COPR	HORWITH	CEFX35836
03/11/09	04/13/09	005126969	72733	33,320	51,420	(18,100)	-54.3%	COPR	HORWITH	JTLX30140
03/11/09	04/13/09	005126970	72734	33,320	49,900	(16,580)	-49.8%	COPR	HORWITH	JTLX30140
03/11/09	04/13/09	005126971	72735	57,020	50,840	6,180	10.8%	COPR	HORWITH	CITX300115
03/11/09	04/13/09	005126972	72736	68,080	50,300	17,780	26.1%	COPR	HORWITH	CITX300115
03/11/09	04/13/09	005126973	72737	38,000	50,000	(12,000)	-31.6%	COPR	HORWITH	CITX300115
03/11/09	04/13/09	005126974	72738	38,000	50,900	(12,900)	-33.9%	COPR	HORWITH	CITX300115
03/11/09	04/13/09	005126975	72739	75,820	50,680	25,140	33.2%	COPR	HORWITH	JTLX30128
03/11/09	04/13/09	005126976	72740	10,060	50,120	(40,060)	-398.2%	COPR	HORWITH	JTLX30128
03/11/09	04/13/09	005126977	72741	30,240	48,640	(18,400)	-60.8%	COPR	HORWITH	CEFX35799
03/11/09	04/13/09	005126978	72742	77,060	50,820	26,240	34.1%	COPR	HORWITH	CEFX35799
03/11/09	04/13/09	005126979	72743	75,760	50,220	25,540	33.7%	COPR	HORWITH	CEFX35799
03/11/09	04/13/09	005126980	72744	18,340	50,460	(32,120)	-175.1%	COPR	HORWITH	CEFX35799
03/11/09	04/13/09	005126981	72745	45,460	50,720	(5,260)	-11.6%	COPR	HORWITH	JTLX30121
03/11/09	04/13/09	005126982	72746	76,520	51,080	25,440	33.2%	COPR	HORWITH	JTLX30121
03/11/09	04/13/09	005126983	72747	75,680	51,120	24,560	32.5%	COPR	HORWITH	JTLX30121
03/11/09	04/13/09	005126984	72748	9,440	52,160	(42,720)	-452.5%	COPR	HORWITH	JTLX30121
03/11/09	04/13/09	005126985	72749	36,600	50,660	(14,060)	-38.4%	COPR	HORWITH	JTLX170
03/11/09	04/13/09	005126986	72750	67,100	50,600	16,500	24.6%	COPR	HORWITH	JTLX170
03/11/09	04/13/09	005126987	72751	76,580	52,240	24,340	31.8%	COPR	HORWITH	JTLX170
03/11/09	04/13/09	005126988	72752	21,820	50,460	(28,640)	-131.3%	COPR	HORWITH	CHUX180
03/11/09	04/13/09	005126989	72753	76,220	50,240	25,980	34.1%	COPR	HORWITH	CHUX180
03/11/09	04/13/09	005126990	72754	24,940	49,120	(24,180)	-97.0%	COPR	HORWITH	JTLX170
03/11/09	04/13/09	005126991	72755	68,400	49,960	18,440	27.0%	COPR	HORWITH	CHUX180
03/11/09	04/13/09	005126992	72756	31,760	50,040	(18,280)	-57.6%	COPR	HORWITH	CHUX180
03/11/09	04/13/09	005126993	72757	32,860	52,280	(19,420)	-59.1%	COPR	HORWITH	CEFX35812
03/11/09	04/13/09	005126994	72758	76,600	51,140	25,460	33.2%	COPR	HORWITH	CITX300021
03/11/09	04/13/09	005126995	72759	76,840	50,940	25,900	33.7%	COPR	HORWITH	CITX300021
03/11/09	04/13/09	005126996	72760	23,200	49,420	(26,220)	-113.0%	COPR	HORWITH	CITX300021
03/11/09	04/13/09	005126997	72761	23,180	51,940	(28,760)	-124.1%	COPR	HORWITH	CITX300021
03/11/09	04/13/09	005126998	72762	68,060	49,140	18,920	27.8%	COPR	HORWITH	CHUX281
03/11/09	04/13/09	005126999	72763	67,940	50,160	17,780	26.2%	COPR	HORWITH	CHUX281
03/11/09	04/13/09	005127000	72764	32,580	49,500	(16,920)	-51.9%	COPR	HORWITH	CHUX281
03/11/09	04/13/09	005127001	72765	32,600	49,160	(16,560)	-50.8%	COPR	HORWITH	CHUX281
03/11/09	04/13/09	005127002	72766	68,060	50,200	17,860	26.2%	COPR	HORWITH	NDYX3204252
03/11/09	04/13/09	005127003	72767	68,060	51,000	17,060	25.1%	COPR	HORWITH	NDYX3204252
03/11/09	04/13/09	005127004	72768	34,260	51,860	(17,600)	-51.4%	COPR	HORWITH	NDYX3204252
03/11/09	04/13/09	005127005	72769	34,280	52,700	(18,420)	-53.7%	COPR	HORWITH	NDYX3204252
03/11/09	04/13/09	005127006	72770	52,780	52,060	720	1.4%	COPR	HORWITH	CEFX35852
03/11/09	04/13/09	005127007	72771	69,000	50,820	18,180	26.3%	COPR	HORWITH	CEFX35852
03/11/09	04/13/09	005127008	72772	76,440	50,900	25,540	33.4%	COPR	HORWITH	CEFX35852
03/11/09	04/13/09	005127009	72773	9,280	51,880	(42,600)	-459.1%	COPR	HORWITH	CEFX35852
03/11/09	04/13/09	005127010	72774	78,360	51,100	27,260	34.8%	COPR	HORWITH	CEFX35812
03/11/09	04/13/09	005127011	72775	77,400	52,240	25,160	32.5%	COPR	HORWITH	CEFX35812
03/11/09	04/13/09	005127012	72776	15,760	49,720	(33,960)	-215.5%	COPR	HORWITH	CEFX35812
03/11/09	04/13/09	005127013	72777	19,100	51,240	(32,140)	-168.3%	COPR	HORWITH	CITX300157
03/11/09	04/13/09	005127014	72778	76,460	50,260	26,200	34.3%	COPR	HORWITH	CITX300157
03/11/09	04/13/09	005127015	72779	68,280	50,380	17,900	26.2%	COPR	HORWITH	CITX300157
03/11/09	04/13/09	005127016	72780	35,600	50,680	(15,080)	-42.4%	COPR	HORWITH	CITX300157
03/11/09	04/13/09	005127017	72781	9,980	51,000	(41,020)	-411.0%	COPR	HORWITH	CITX300162
03/11/09	04/13/09	005127018	72782	68,540	50,760	17,780	25.9%	COPR	HORWITH	CITX300162
03/11/09	04/13/09	005127019	72783	68,080	51,120	16,960	24.9%	COPR	HORWITH	CITX300162
03/11/09	04/13/09	005127020	72784	57,280	49,380	7,900	13.8%	COPR	HORWITH	CITX300162
03/11/09	04/13/09	005127021	72785	50,780	49,520	1,260	2.5%	COPR	HORWITH	CITX300131
03/11/09	04/13/09	005127022	72786	77,260	48,800	28,460	36.8%	COPR	HORWITH	CITX300131
03/11/09	04/13/09	005127023	72787	68,520	49,140	19,380	28.3%	COPR	HORWITH	CITX300131
03/11/09	04/13/09	005127024	72788	31,520	49,120	(17,600)	-55.8%	COPR	HORWITH	CITX300131
03/12/09	04/13/09	005127025	72789	23,040	48,920	(25,880)	-112.3%	COPR	HORWITH	CITX300166
03/12/09	04/13/09	005127026	72790	77,280	49,920	27,360	35.4%	COPR	HORWITH	CITX300166
03/12/09	04/13/09	005127027	72791	68,520	50,760	17,760	25.9%	COPR	HORWITH	CITX300166
03/12/09	04/13/09	005127028	72792	31,520	50,220	(18,700)	-59.3%	COPR	HORWITH	CITX300166
03/12/09	04/06/09	005127029	72793	62,080	50,320	11,760	18.9%	COPR	HORWITH	CITX300128
03/12/09	04/06/09	005127030	72794	69,020	48,020	21,000	30.4%	COPR	HORWITH	CITX300128
03/12/09	04/06/09	005127031	72795	34,240	49,300	(15,060)	-44.0%	COPR	HORWITH	CITX300128
03/12/09	04/06/09	005127032	72796	34,240	49,600	(15,360)	-44.9%	COPR	HORWITH	CITX300128
03/12/09	04/13/09	005127033	72797	11,620	50,160	(38,540)	-331.7%	COPR	HORWITH	CITX300020
03/12/09	04/13/09	005127034	72798	67,360	51,000	16,360	24.3%	COPR	HORWITH	CITX300020
03/12/09	04/13/09	005127035	72799	66,620	50,540	16,080	24.1%	COPR	HORWITH	CITX300020
03/12/09	04/13/09	005127036	72800	53,760	51,300	2,460	4.6%	COPR	HORWITH	CITX300020
03/12/09	04/13/09	005127037	72801	58,760	48,080	10,680	18.2%	COPR	HORWITH	DJLX98531

HONEYWELL SA-7 USE HAZARDOUS WASTE TRACKING (2006)										
Date Shipped	Date of Return Manifest	State Manifest	Man. Doc #	Facilty Manifest Weight (lbs)	Estimated Weight (lbs)	Manifest - Estimate (lbs)	Manifest - Estimate (%)	Material	Transporter	RAILCAR #
03/12/09	04/13/09	005127038	72802	78,080	50,700	27,380	35.1%	COPR	HORWITH	DJLX98531
03/12/09	04/13/09	005127039	72803	69,220	50,240	18,980	27.4%	COPR	HORWITH	CHUX283
03/12/09	04/13/09	005127040	72804	28,880	48,980	(20,100)	-69.6%	COPR	HORWITH	DJLX98531
03/12/09	04/13/09	005127041	72805	28,880	50,000	(21,120)	-73.1%	COPR	HORWITH	DJLX98531
03/12/09	04/13/09	005127042	72806	68,180	48,340	19,840	29.1%	COPR	HORWITH	CHUX283
03/12/09	04/13/09	005127043	72807	28,340	50,500	(22,160)	-78.2%	COPR	HORWITH	CHUX283
03/12/09	04/13/09	005127044	72808	28,340	49,960	(21,620)	-76.3%	COPR	HORWITH	CHUX283
03/12/09	04/13/09	005127045	72809	76,940	48,460	28,480	37.0%	COPR	HORWITH	JTLX30147
03/12/09	04/13/09	005127046	72810	35,900	51,140	(15,240)	-42.5%	COPR	HORWITH	JTLX30147
03/12/09	04/13/09	005127047	72811	38,840	49,320	(10,480)	-27.0%	COPR	HORWITH	JTLX30147
03/12/09	04/13/09	005127048	72812	38,860	48,180	(9,320)	-24.0%	COPR	HORWITH	JTLX30147
03/12/09	04/13/09	005127049	72813	29,020	52,160	(23,140)	-79.7%	COPR	HORWITH	CHUX135
03/12/09	04/13/09	005127050	72814	68,380	49,700	18,680	27.3%	COPR	HORWITH	CHUX135
03/12/09	04/13/09	005127051	72815	25,860	50,920	(25,060)	-96.9%	COPR	HORWITH	CHUX135
03/12/09	04/13/09	005127052	72816	76,700	50,420	26,280	34.3%	COPR	HORWITH	CHUX135
03/12/09	04/13/09	005127053	72817	54,040	50,960	3,080	5.7%	COPR	HORWITH	JTLX278
03/12/09	04/13/09	005127054	72818	66,740	50,520	16,220	24.3%	COPR	HORWITH	JTLX278
03/12/09	04/13/09	005127055	72819	67,220	49,000	18,220	27.1%	COPR	HORWITH	JTLX278
03/12/09	04/13/09	005127056	72820	34,720	49,280	(14,560)	-41.9%	COPR	HORWITH	JTLX166
03/12/09	04/13/09	005127057	72821	76,380	49,440	26,940	35.3%	COPR	HORWITH	JTLX166
03/12/09	04/13/09	005127058	72822	75,580	50,680	24,900	32.9%	COPR	HORWITH	JTLX166
03/12/09	04/13/09	005127059	72823	13,500	51,480	(37,980)	-281.3%	COPR	HORWITH	JTLX166
03/12/09	04/06/09	005127060	72824	18,560	51,480	(32,920)	-177.4%	COPR	HORWITH	CHUX232
03/12/09	04/06/09	005127061	72825	67,220	50,680	16,540	24.6%	COPR	HORWITH	CHUX232
03/12/09	04/06/09	005127062	72826	77,580	51,300	26,280	33.9%	COPR	HORWITH	CHUX232
03/12/09	04/06/09	005127063	72827	38,160	49,800	(11,640)	-30.5%	COPR	HORWITH	CHUX232
03/12/09	04/13/09	005127064	72828	64,760	51,620	13,140	20.3%	COPR	HORWITH	CITX300109
03/12/09	04/13/09	005127065	72829	38,160	51,820	(13,660)	-35.8%	COPR	HORWITH	CITX300109
03/12/09	04/13/09	005127066	72830	68,160	52,620	15,540	22.8%	COPR	HORWITH	CITX300109
03/12/09	04/13/09	005127067	72831	38,160	51,640	(13,480)	-35.3%	COPR	HORWITH	CITX300109
03/12/09	04/13/09	005127068	72832	11,420	50,080	(38,660)	-338.5%	COPR	HORWITH	JTLX278
03/12/09	04/13/09	005127069	72833	29,220	50,340	(21,120)	-72.3%	COPR	HORWITH	JTLX30101
03/12/09	04/13/09	005127070	72834	77,200	50,660	26,540	34.4%	COPR	HORWITH	JTLX30101
03/12/09	04/13/09	005127071	72835	76,800	51,520	25,280	32.9%	COPR	HORWITH	JTLX30101
03/12/09	04/13/09	005127072	72836	18,380	50,700	(32,320)	-175.8%	COPR	HORWITH	JTLX30101
03/12/09	04/06/09	005127073	72837	76,940	50,720	26,220	34.1%	COPR	HORWITH	JTLX30130
03/12/09	04/06/09	005127074	72838	68,340	51,940	16,400	24.0%	COPR	HORWITH	JTLX30130
03/12/09	04/06/09	005127075	72839	25,080	50,500	(25,420)	-101.4%	COPR	HORWITH	JTLX30130
03/12/09	04/06/09	005127076	72840	25,100	50,060	(24,960)	-99.4%	COPR	HORWITH	JTLX30130
03/12/09	04/13/09	005127077	72841	45,340	50,320	(4,980)	-11.0%	COPR	HORWITH	CHUX305
03/12/09	04/13/09	005127078	72842	76,520	50,680	25,840	33.8%	COPR	HORWITH	CHUX305
03/12/09	04/13/09	005127079	72843	68,260	50,200	18,060	26.5%	COPR	HORWITH	CHUX305
03/12/09	04/13/09	005127080	72844	10,380	49,860	(39,480)	-380.3%	COPR	HORWITH	CHUX305
03/12/09	04/13/09	005127081	72845	67,760	50,440	17,320	25.6%	COPR	HORWITH	CHUX299
03/12/09	04/13/09	005127082	72846	65,280	49,100	16,180	24.8%	COPR	HORWITH	CHUX299
03/12/09	04/13/09	005127083	72847	33,360	50,880	(17,520)	-52.5%	COPR	HORWITH	CHUX299
03/12/09	04/13/09	005127084	72848	33,360	49,660	(16,300)	-48.9%	COPR	HORWITH	CHUX299
03/12/09	04/13/09	005127085	72849	21,420	49,880	(28,460)	-132.9%	COPR	HORWITH	JTLX30133
03/12/09	04/13/09	005127086	72850	75,380	49,440	25,940	34.4%	COPR	HORWITH	JTLX30133
03/13/09	04/13/09	005127087	72851	57,560	49,480	8,080	14.0%	COPR	HORWITH	JTLX30150
03/13/09	04/13/09	005127088	72852	65,140	50,260	14,880	22.8%	COPR	HORWITH	JTLX30150
03/13/09	04/13/09	005127089	72853	38,600	50,860	(12,260)	-31.8%	COPR	HORWITH	JTLX30150
03/13/09	04/13/09	005127090	72854	38,580	51,760	(13,180)	-34.2%	COPR	HORWITH	JTLX30150
03/13/09	04/13/09	005127091	72855	45,680	50,620	(4,940)	-10.8%	COPR	HORWITH	CHUX326
03/13/09	04/13/09	005127092	72856	68,280	50,060	18,220	26.7%	COPR	HORWITH	CHUX326
03/13/09	04/13/09	005127093	72857	68,680	51,840	16,840	24.5%	COPR	HORWITH	CHUX326
03/13/09	04/13/09	005127094	72858	19,220	49,740	(30,520)	-158.8%	COPR	HORWITH	CHUX326
03/13/09	04/13/09	005127095	72859	33,240	51,040	(17,800)	-53.5%	COPR	HORWITH	CITX300168
03/13/09	04/13/09	005127096	72860	76,220	51,340	24,880	32.6%	COPR	HORWITH	CITX300168
03/13/09	04/13/09	005127097	72861	76,080	51,540	24,540	32.3%	COPR	HORWITH	CITX300168
03/13/09	04/13/09	005127098	72862	19,720	51,760	(32,040)	-162.5%	COPR	HORWITH	CITX300168
03/13/09	04/13/09	005127099	72863	30,920	51,400	(20,480)	-66.2%	COPR	HORWITH	CHUX183
03/13/09	04/13/09	005127100	72864	75,760	51,220	24,540	32.4%	COPR	HORWITH	CHUX183
03/13/09	04/13/09	005127101	72865	56,380	50,040	6,340	11.2%	COPR	HORWITH	CHUX183
03/13/09	04/13/09	005127102	72866	34,580	50,500	(15,920)	-46.0%	COPR	HORWITH	CHUX183
03/13/09	04/13/09	005127103	72867	67,720	52,200	15,520	22.9%	COPR	HORWITH	JTLX30133
03/13/09	04/13/09	005127104	72868	36,280	50,380	(14,100)	-38.9%	COPR	HORWITH	JTLX30133
03/13/09	04/13/09	005127105	72869	68,020	51,620	16,400	24.1%	COPR	HORWITH	JTLX30172
03/13/09	04/13/09	005127106	72870	67,520	50,380	17,140	25.4%	COPR	HORWITH	JTLX30172
03/13/09	04/13/09	005127107	72871	34,240	50,040	(15,800)	-46.1%	COPR	HORWITH	JTLX30172
03/13/09	04/13/09	005127108	72872	34,240	51,200	(16,960)	-49.5%	COPR	HORWITH	JTLX30172
03/13/09	04/13/09	005127109	72873	21,260	50,020	(28,760)	-135.3%	COPR	HORWITH	CEFX300122
03/13/09	04/13/09	005127110	72874	75,360	49,740	25,620	34.0%	COPR	HORWITH	CEFX300122
03/13/09	04/13/09	005127111	72875	67,220	48,380	18,840	28.0%	COPR	HORWITH	CEFX300122

HONEYWELL SA-7 USE HAZARDOUS WASTE TRACKING (2006)										
Date Shipped	Date of Return Manifest	State Manifest	Man. Doc #	Facilty Manifest Weight (lbs)	Estimated Weight (lbs)	Manifest - Estimate (lbs)	Manifest - Estimate (%)	Material	Transporter	RAILCAR #
03/13/09	04/13/09	005127112	72876	32,100	48,620	(16,520)	-51.5%	COPR	HORWITH	CEFX300122
03/13/09	04/13/09	005127113	72877	21,260	51,060	(29,800)	-140.2%	COPR	HORWITH	JTLX188
03/13/09	04/13/09	005127114	72878	55,980	50,760	5,220	9.3%	COPR	HORWITH	JTLX188
03/13/09	04/13/09	005127115	72879	67,440	51,060	16,380	24.3%	COPR	HORWITH	JTLX188
03/13/09	04/13/09	005127116	72880	55,100	49,180	5,920	10.7%	COPR	HORWITH	JTLX188
03/13/09	04/13/09	005127117	72881	15,100	49,380	(34,280)	-227.0%	COPR	HORWITH	NDYX320461
03/13/09	04/13/09	005127118	72882	9,840	50,360	(40,520)	-411.8%	COPR	HORWITH	CITX300122
03/13/09	04/13/09	005127119	72883	67,720	50,300	17,420	25.7%	COPR	HORWITH	CITX300122
03/13/09	04/13/09	005127120	72884	67,140	51,900	15,240	22.7%	COPR	HORWITH	CITX300122
03/13/09	04/13/09	005127121	72885	54,660	49,100	5,560	10.2%	COPR	HORWITH	CITX300122
03/13/09	04/13/09	005127122	72886	57,920	50,020	7,900	13.6%	COPR	HORWITH	CHUX118
03/13/09	04/13/09	005127123	72887	75,940	50,200	25,740	33.9%	COPR	HORWITH	CHUX118
03/13/09	04/13/09	005127124	72888	32,900	51,080	(18,180)	-55.3%	COPR	HORWITH	CHUX118
03/13/09	04/13/09	005127125	72889	32,900	50,240	(17,340)	-52.7%	COPR	HORWITH	CHUX118
03/13/09	04/13/09	005127126	72890	16,780	51,620	(34,840)	-207.6%	COPR	HORWITH	DJLX98515
03/13/09	04/13/09	005127127	72891	76,100	51,480	24,620	32.4%	COPR	HORWITH	DJLX98515
03/13/09	04/13/09	005127128	72892	68,140	50,960	17,180	25.2%	COPR	HORWITH	DJLX98515
03/13/09	04/13/09	005127129	72893	43,180	50,900	(7,720)	-17.9%	COPR	HORWITH	DJLX98515
03/13/09	04/13/09	005127130	72894	57,640	50,080	7,560	13.1%	COPR	HORWITH	JTLX262
03/13/09	04/13/09	005127131	72895	77,560	50,640	26,920	34.7%	COPR	HORWITH	JTLX262
03/13/09	04/13/09	005127132	72896	30,700	49,320	(18,620)	-60.7%	COPR	HORWITH	JTLX262
03/13/09	04/13/09	005127133	72897	30,680	50,400	(19,720)	-64.3%	COPR	HORWITH	JTLX262
03/13/09	04/13/09	005127134	72898	48,340	49,600	(1,260)	-2.6%	COPR	HORWITH	CEFX35843
03/13/09	04/13/09	005127135	72899	68,120	50,480	17,640	25.9%	COPR	HORWITH	CEFX35843
03/13/09	04/13/09	005127136	72900	76,240	50,600	25,640	33.6%	COPR	HORWITH	CEFX35843
03/13/09	04/13/09	005127137	72901	7,560	49,180	(41,620)	-550.5%	COPR	HORWITH	CEFX35843
03/13/09	04/13/09	005127138	72902	48,300	50,500	(2,200)	-4.6%	COPR	HORWITH	JTLX30134
03/13/09	04/13/09	005127139	72903	67,200	50,840	16,360	24.3%	COPR	HORWITH	JTLX30134
03/13/09	04/13/09	005127140	72904	76,040	51,060	24,980	32.9%	COPR	HORWITH	JTLX30134
03/13/09	04/13/09	005127141	72905	8,540	49,660	(41,120)	-481.5%	COPR	HORWITH	JTLX30134
03/13/09	04/13/09	005127142	72906	66,400	50,680	15,720	23.7%	COPR	HORWITH	NDYX320461
03/13/09	04/13/09	005127143	72907	67,220	50,980	16,240	24.2%	COPR	HORWITH	NDYX320461
03/13/09	04/13/09	005127144	72908	50,340	49,860	480	1.0%	COPR	HORWITH	NDYX320461
03/13/09	04/13/09	005127145	72909	7,600	51,200	(43,600)	-573.7%	COPR	HORWITH	CHUX116
03/13/09	04/13/09	005127146	72910	68,060	48,840	19,220	28.2%	COPR	HORWITH	CHUX116
03/13/09	04/13/09	005127147	72911	64,420	50,300	14,120	21.9%	COPR	HORWITH	CHUX116
03/13/09	04/13/09	005127148	72912	60,400	50,580	9,820	16.3%	COPR	HORWITH	CHUX116
03/16/09	04/13/09	005127149	72913	9,260	49,160	(39,900)	-430.9%	COPR	HORWITH	NDYX320342
03/16/09	04/13/09	005127150	72914	77,780	50,280	27,500	35.4%	COPR	HORWITH	NDYX320342
03/16/09	04/13/09	005127151	72915	68,560	50,360	18,200	26.5%	COPR	HORWITH	NDYX320342
03/16/09	04/13/09	005127152	72916	40,360	50,740	(10,380)	-25.7%	COPR	HORWITH	NDYX320342
03/16/09	04/13/09	005127153	72917	68,280	48,120	20,160	29.5%	COPR	HORWITH	CHUX256
03/16/09	04/13/09	005127154	72918	68,420	49,760	18,660	27.3%	COPR	HORWITH	CHUX256
03/16/09	04/13/09	005127155	72919	34,000	50,820	(16,820)	-49.5%	COPR	HORWITH	CHUX256
03/16/09	04/13/09	005127156	72920	33,980	49,900	(15,920)	-46.9%	COPR	HORWITH	CHUX256
03/16/09	04/13/09	005127157	72921	47,360	51,660	(4,300)	-9.1%	COPR	HORWITH	CHUX241
03/16/09	04/13/09	005127158	72922	77,320	51,060	26,260	34.0%	COPR	HORWITH	CHUX241
03/16/09	04/13/09	005127159	72923	38,660	52,060	(13,400)	-34.7%	COPR	HORWITH	CHUX241
03/16/09	04/13/09	005127160	72924	38,680	50,700	(12,020)	-31.1%	COPR	HORWITH	CHUX241
03/16/09	04/13/09	005127161	72925	38,280	50,960	(12,680)	-33.1%	COPR	HORWITH	JTLX257
03/16/09	04/13/09	005127162	72926	77,380	50,640	26,740	34.6%	COPR	HORWITH	JTLX257
03/16/09	04/13/09	005127163	72927	68,140	52,160	15,980	23.5%	COPR	HORWITH	JTLX257
03/16/09	04/13/09	005127164	72928	21,280	49,200	(27,920)	-131.2%	COPR	HORWITH	JTLX257
03/16/09	04/13/09	005127165	72929	38,160	50,980	(12,820)	-33.6%	COPR	HORWITH	CITX300106
03/16/09	04/13/09	005127166	72930	65,140	51,580	13,560	20.8%	COPR	HORWITH	CITX300106
03/16/09	04/13/09	005127167	72931	56,180	50,620	5,560	9.9%	COPR	HORWITH	CITX300106
03/16/09	04/13/09	005127168	72932	38,300	50,580	(12,280)	-32.1%	COPR	HORWITH	CITX300106
03/16/09	04/13/09	005127169	72933	32,940	50,820	(17,880)	-54.3%	COPR	HORWITH	JTLX274
03/16/09	04/13/09	005127170	72934	67,940	50,500	17,440	25.7%	COPR	HORWITH	JTLX274
03/16/09	04/13/09	005127171	72935	75,440	50,920	24,520	32.5%	COPR	HORWITH	CHUX274
03/16/09	04/13/09	005127172	72936	68,580	50,560	18,020	26.3%	COPR	HORWITH	JTLX274
03/16/09	04/13/09	005127173	72937	30,000	49,980	(19,980)	-66.6%	COPR	HORWITH	JTLX274
03/16/09	04/13/09	005127174	72938	34,760	49,020	(14,260)	-41.0%	COPR	HORWITH	CHUX102
03/16/09	04/13/09	005127175	72939	68,320	50,260	18,060	26.4%	COPR	HORWITH	CHUX102
03/16/09	04/13/09	005127176	72940	76,380	50,520	25,860	33.9%	COPR	HORWITH	CHUX102
03/16/09	04/13/09	005127177	72941	16,700	48,960	(32,260)	-193.2%	COPR	HORWITH	CHUX102
03/16/09	04/13/09	005127178	72942	67,820	49,620	18,200	26.8%	COPR	HORWITH	CHUX274
03/16/09	04/13/09	005127179	72943	15,220	49,200	(33,980)	-223.3%	COPR	HORWITH	CHUX274
03/16/09	04/13/09	005127180	72944	60,840	50,700	10,140	16.7%	COPR	HORWITH	CHUX310
03/16/09	04/13/09	005127181	72945	64,340	50,400	13,940	21.7%	COPR	HORWITH	CHUX310
03/16/09	04/13/09	005127182	72946	33,560	48,980	(15,420)	-45.9%	COPR	HORWITH	CHUX310
03/16/09	04/13/09	005127183	72947	33,540	49,920	(16,380)	-48.8%	COPR	HORWITH	CHUX310
03/16/09	04/13/09	005127184	72948	51,060	51,600	(540)	-1.1%	COPR	HORWITH	CHUX112
03/16/09	04/13/09	005127185	72949	66,680	48,080	18,600	27.9%	COPR	HORWITH	CHUX112

Honeywell

HONEYWELL SA-7 USE HAZARDOUS WASTE TRACKING (2006)										
Date Shipped	Date of Return Manifest	State Manifest	Man. Doc #	Facilty Manifest Weight (lbs)	Estimated Weight (lbs)	Manifest - Estimate (lbs)	Manifest - Estimate (%)	Material	Transporter	RAILCAR #
03/16/09	04/13/09	005127186	72950	76,440	51,480	24,960	32.7%	COPR	HORWITH	CHUX112
03/16/09	04/13/09	005127187	72951	7,520	50,320	(42,800)	-569.1%	COPR	HORWITH	CHUX112
03/16/09	04/13/09	005127188	72952	47,520	50,720	(3,200)	-6.7%	COPR	HORWITH	CHUX223
03/16/09	04/13/09	005127189	72953	67,300	52,460	14,840	22.1%	COPR	HORWITH	CHUX223
03/16/09	04/13/09	005127190	72954	75,720	52,400	23,320	30.8%	COPR	HORWITH	CHUX223
03/16/09	04/13/09	005127191	72955	16,120	51,040	(34,920)	-216.6%	COPR	HORWITH	CHUX223
03/16/09	04/13/09	005127192	72956	24,020	50,140	(26,120)	-108.7%	COPR	HORWITH	CHUX187
03/16/09	04/13/09	005127193	72957	67,420	51,620	15,800	23.4%	COPR	HORWITH	CHUX187
03/16/09	04/13/09	005127194	72958	76,360	49,420	26,940	35.3%	COPR	HORWITH	CHUX187
03/16/09	04/13/09	005127195	72959	33,360	50,940	(17,580)	-52.7%	COPR	HORWITH	CHUX187
03/16/09	04/13/09	005127196	72960	42,680	52,380	(9,700)	-22.7%	COPR	HORWITH	CHUX274
03/16/09	04/13/09	005127197	72961	75,980	49,100	26,880	35.4%	COPR	HORWITH	JTLX30173
03/16/09	04/13/09	005127198	72962	67,980	52,060	15,920	23.4%	COPR	HORWITH	JTLX30173
03/16/09	04/13/09	005127199	72963	30,420	51,720	(21,300)	-70.0%	COPR	HORWITH	JTLX30173
03/16/09	04/13/09	005127200	72964	30,420	50,080	(19,660)	-64.6%	COPR	HORWITH	JTLX30173
03/16/09	04/13/09	005127201	72965	8,700	49,160	(40,460)	-465.1%	COPR	HORWITH	NDYX320426
03/16/09	04/13/09	005127202	72966	67,480	51,520	15,960	23.7%	COPR	HORWITH	NDYX320426
03/16/09	04/13/09	005127203	72967	76,420	50,500	25,920	33.9%	COPR	HORWITH	NDYX320426
03/16/09	04/13/09	005127204	72968	46,560	51,640	(5,080)	-10.9%	COPR	HORWITH	NDYX320426
03/16/09	04/13/09	005127205	72969	75,620	51,640	23,980	31.7%	COPR	HORWITH	CHUX155
03/16/09	04/13/09	005127206	72970	67,760	51,820	15,940	23.5%	COPR	HORWITH	CHUX155
03/16/09	04/13/09	005127207	72971	29,080	52,420	(23,340)	-80.3%	COPR	HORWITH	CHUX155
03/16/09	04/13/09	005127208	72972	29,080	51,640	(22,560)	-77.6%	COPR	HORWITH	CHUX155
03/16/09	04/20/09	005127209	72973	25,340	51,360	(26,020)	-102.7%	COPR	HORWITH	CHUX134
03/16/09	04/20/09	005127210	72974	76,400	52,160	24,240	31.7%	COPR	HORWITH	CHUX134
03/17/09	04/20/09	005127211	72975	8,420	49,920	(41,500)	-492.9%	COPR	HORWITH	JTLX30160
03/17/09	04/20/09	005127212	72976	67,980	49,500	18,480	27.2%	COPR	HORWITH	JTLX30160
03/17/09	04/20/09	005127213	72977	68,580	51,320	17,260	25.2%	COPR	HORWITH	JTLX30160
03/17/09	04/20/09	005127214	72978	51,060	50,880	180	0.4%	COPR	HORWITH	JTLX30160
03/17/09	04/20/09	005127215	72979	54,900	52,040	2,860	5.2%	COPR	HORWITH	CHUX198
03/17/09	04/20/09	005127216	72980	76,780	50,940	25,840	33.7%	COPR	HORWITH	CHUX198
03/17/09	04/20/09	005127217	72981	34,100	50,580	(16,480)	-48.3%	COPR	HORWITH	CHUX198
03/17/09	04/20/09	005127218	72982	34,100	51,560	(17,460)	-51.2%	COPR	HORWITH	CHUX198
03/17/09	04/20/09	005127219	72983	54,800	50,580	4,220	7.7%	COPR	HORWITH	CEFX35800
03/17/09	04/20/09	005127220	72984	67,860	51,940	15,920	23.5%	COPR	HORWITH	CEFX35800
03/17/09	04/20/09	005127221	72985	67,520	51,740	15,780	23.4%	COPR	HORWITH	CEFX35800
03/17/09	04/20/09	005127222	72986	10,460	50,460	(40,000)	-382.4%	COPR	HORWITH	CEFX35800
03/17/09	04/20/09	005127223	72987	39,040	50,700	(11,660)	-29.9%	COPR	HORWITH	CITX300022
03/17/09	04/20/09	005127224	72988	76,640	50,900	25,740	33.6%	COPR	HORWITH	CITX300022
03/17/09	04/20/09	005127225	72989	68,220	49,900	18,320	26.9%	COPR	HORWITH	CITX300022
03/17/09	04/20/09	005127226	72990	13,700	51,180	(37,480)	-273.6%	COPR	HORWITH	CITX300022
03/17/09	04/20/09	005127227	72991	38,220	52,400	(14,180)	-37.1%	COPR	HORWITH	CHUX194
03/17/09	04/20/09	005127228	72992	68,800	50,460	18,340	26.7%	COPR	HORWITH	CHUX194
03/17/09	04/20/09	005127229	72993	76,760	50,960	25,800	33.6%	COPR	HORWITH	CEFX35805
03/17/09	04/20/09	005127230	72994	68,160	51,200	16,960	24.9%	COPR	HORWITH	CHUX194
03/17/09	04/20/09	005127231	72995	23,940	51,480	(27,540)	-115.0%	COPR	HORWITH	CHUX194
03/17/09	04/20/09	005127232	72996	17,020	50,300	(33,280)	-195.5%	COPR	HORWITH	CEFX35805
03/17/09	04/20/09	005127233	72997	76,600	52,500	24,100	31.5%	COPR	HORWITH	CEFX35805
03/17/09	04/20/09	005127234	72998	30,020	50,520	(20,500)	-68.3%	COPR	HORWITH	CEFX35805
03/17/09	04/20/09	005127235	72999	68,940	51,020	17,920	26.0%	COPR	HORWITH	CHUX152
03/17/09	04/20/09	005127236	73000	65,600	50,260	15,340	23.4%	COPR	HORWITH	CHUX152
03/17/09	04/20/09	005127237	73001	31,080	48,940	(17,860)	-57.5%	COPR	HORWITH	CHUX152
03/17/09	04/20/09	005127238	73002	61,060	48,940	12,120	19.8%	COPR	HORWITH	CHUX152
03/17/09	04/20/09	005127239	73003	65,180	50,800	14,380	22.1%	COPR	HORWITH	JTLX260
03/17/09	04/20/09	005127240	73004	69,500	50,440	19,060	27.4%	COPR	HORWITH	JTLX260
03/17/09	04/20/09	005127241	73005	34,200	51,560	(17,360)	-50.8%	COPR	HORWITH	JTLX260
03/17/09	04/20/09	005127243	73006	53,280	50,320	2,960	5.6%	COPR	HORWITH	CHUX255
03/17/09	04/20/09	005127244	73007	76,960	50,240	26,720	34.7%	COPR	HORWITH	CHUX255
03/17/09	04/20/09	005127245	73008	34,180	51,180	(17,000)	-49.7%	COPR	HORWITH	CHUX255
03/17/09	04/20/09	005127246	73009	34,180	50,600	(16,420)	-48.0%	COPR	HORWITH	CHUX255
03/17/09	04/20/09	005127247	73010	51,120	51,120	0	0.0%	COPR	HORWITH	CHUX324
03/17/09	04/20/09	005127248	73011	68,620	50,180	18,440	26.9%	COPR	HORWITH	CHUX324
03/17/09	04/20/09	005127249	73012	34,000	48,160	(14,160)	-41.6%	COPR	HORWITH	CHUX324
03/17/09	04/20/09	005127250	73013	33,980	51,480	(17,500)	-51.5%	COPR	HORWITH	CHUX324
03/17/09	04/13/09	005127251	73014	76,800	52,020	24,780	32.3%	COPR	HORWITH	CITX300163
03/17/09	04/13/09	005127252	73015	76,920	52,200	24,720	32.1%	COPR	HORWITH	CITX300163
03/17/09	04/13/09	005127253	73016	23,960	52,300	(28,340)	-118.3%	COPR	HORWITH	CITX300163
03/17/09	04/13/09	005127254	73017	23,960	50,420	(26,460)	-110.4%	COPR	HORWITH	CITX300163
03/17/09	04/20/09	005127255	73018	7,600	50,360	(42,760)	-562.6%	COPR	HORWITH	CHUX115
03/17/09	04/20/09	005127256	73019	67,740	52,400	15,340	22.6%	COPR	HORWITH	CHUX115
03/17/09	04/20/09	005127257	73020	66,600	50,580	16,020	24.1%	COPR	HORWITH	CHUX115
03/17/09	04/20/09	005127258	73021	54,180	51,820	2,360	4.4%	COPR	HORWITH	CHUX115
03/17/09	04/20/09	005127259	73022	34,220	51,540	(17,320)	-50.6%	COPR	HORWITH	JTLX260
03/17/09	04/20/09	005127260	73023	59,260	51,940	7,320	12.4%	COPR	HORWITH	CHUX133

HONEYWELL SA-7 USE HAZARDOUS WASTE TRACKING (2006)										
Date Shipped	Date of Return Manifest	State Manifest	Man. Doc #	Facilty Manifest Weight (lbs)	Estimated Weight (lbs)	Manifest - Estimate (lbs)	Manifest - Estimate (%)	Material	Transporter	RAILCAR #
03/17/09	04/20/09	005127261	73024	67,360	51,580	15,780	23.4%	COPR	HORWITH	CHUX133
03/17/09	04/20/09	005127262	73025	64,180	51,080	13,100	20.4%	COPR	HORWITH	CHUX133
03/17/09	04/20/09	005127263	73026	10,600	52,160	(41,560)	-392.1%	COPR	HORWITH	CHUX133
03/17/09	04/20/09	005127264	73027	50,320	48,220	2,100	4.2%	COPR	HORWITH	CITX300165
03/17/09	04/20/09	005127265	73028	76,420	51,040	25,380	33.2%	COPR	HORWITH	CITX300165
03/17/09	04/20/09	005127266	73029	67,480	52,220	15,260	22.6%	COPR	HORWITH	CITX300165
03/17/09	04/20/09	005127267	73030	7,320	49,720	(42,400)	-579.2%	COPR	HORWITH	CITX300165
03/17/09	04/20/09	005127268	73031	37,460	52,620	(15,160)	-40.5%	COPR	HORWITH	CITX300016
03/17/09	04/20/09	005127269	73032	66,900	51,260	15,640	23.4%	COPR	HORWITH	CITX300016
03/17/09	04/20/09	005127270	73033	64,820	50,920	13,900	21.4%	COPR	HORWITH	CITX300016
03/17/09	04/20/09	005127271	73034	34,240	51,100	(16,860)	-49.2%	COPR	HORWITH	CITX300016
03/17/09	04/20/09	005127272	73035	68,100	50,580	17,520	25.7%	COPR	HORWITH	CHUX134
03/17/09	04/20/09	005127273	73036	29,420	48,240	(18,820)	-64.0%	COPR	HORWITH	CHUX134
03/18/09	04/20/09	005127274	73037	37,960	51,040	(13,080)	-34.5%	COPR	HORWITH	CHUX331
03/18/09	04/20/09	005127275	73038	67,280	50,580	16,700	24.8%	COPR	HORWITH	CHUX331
03/18/09	04/20/09	005127276	73039	75,860	51,000	24,860	32.8%	COPR	HORWITH	CHUX331
03/18/09	04/20/09	005127277	73040	17,680	49,620	(31,940)	-180.7%	COPR	HORWITH	CHUX331
03/18/09	04/20/09	005127278	73041	36,620	51,400	(14,780)	-40.4%	COPR	HORWITH	CHUX254
03/18/09	04/20/09	005127279	73042	67,360	49,740	17,620	26.2%	COPR	HORWITH	CHUX254
03/18/09	04/20/09	005127280	73043	66,540	50,380	16,160	24.3%	COPR	HORWITH	CHUX254
03/18/09	04/20/09	005127281	73044	27,480	51,520	(24,040)	-87.5%	COPR	HORWITH	CHUX254
03/18/09	04/20/09	005127282	73045	11,100	49,000	(37,900)	-341.4%	COPR	HORWITH	JTLX30137
03/18/09	04/20/09	005127283	73046	67,320	51,100	16,220	24.1%	COPR	HORWITH	JTLX30137
03/18/09	04/20/09	005127284	73047	76,620	48,120	28,500	37.2%	COPR	HORWITH	JTLX30137
03/18/09	04/20/09	005127285	73048	43,140	51,860	(8,720)	-20.2%	COPR	HORWITH	JTLX30137
03/18/09	04/13/09	005127286	73049	49,680	50,500	(820)	-1.7%	COPR	HORWITH	CHUX159
03/18/09	04/13/09	005127287	73050	68,060	49,760	18,300	26.9%	COPR	HORWITH	CHUX159
03/18/09	04/13/09	005127288	73051	67,100	50,040	17,060	25.4%	COPR	HORWITH	CHUX159
03/18/09	04/13/09	005127289	73052	7,840	48,000	(40,160)	-512.2%	COPR	HORWITH	CHUX159
03/18/09	04/20/09	005127290	73053	25,940	49,680	(23,740)	-91.5%	COPR	HORWITH	NDYX320343
03/18/09	04/20/09	005127291	73054	76,780	49,240	27,540	35.9%	COPR	HORWITH	NDYX320343
03/18/09	04/20/09	005127292	73055	76,860	51,360	25,500	33.2%	COPR	HORWITH	NDYX320343
03/18/09	04/20/09	005127293	73056	17,040	50,280	(33,240)	-195.1%	COPR	HORWITH	NDYX320343
03/18/09	04/20/09	005127294	73057	25,300	50,100	(24,800)	-98.0%	COPR	HORWITH	CHUX263
03/18/09	04/20/09	005127295	73058	68,020	51,220	16,800	24.7%	COPR	HORWITH	CHUX263
03/18/09	04/20/09	005127296	73059	67,320	50,560	16,760	24.9%	COPR	HORWITH	CHUX263
03/18/09	04/20/09	005127297	73060	38,920	51,220	(12,300)	-31.6%	COPR	HORWITH	CHUX263
03/18/09	04/20/09	005127298	73061	76,840	51,360	25,480	33.2%	COPR	HORWITH	CHUX119
03/18/09	04/20/09	005127299	73062	14,580	51,620	(37,040)	-254.0%	COPR	HORWITH	CHUX119
03/18/09	04/20/09	005127300	73063	68,220	50,580	17,640	25.9%	COPR	HORWITH	CHUX119
03/18/09	04/20/09	005127301	73064	43,080	48,600	(5,520)	-12.8%	COPR	HORWITH	CHUX119
03/18/09	04/20/09	005127302	73065	67,680	50,360	17,320	25.6%	COPR	HORWITH	CITX300164
03/18/09	04/20/09	005127303	73066	65,480	50,480	15,000	22.9%	COPR	HORWITH	CITX300164
03/18/09	04/20/09	005127304	73067	32,100	49,860	(17,760)	-55.3%	COPR	HORWITH	CITX300164
03/18/09	04/20/09	005127305	73068	76,860	51,340	25,520	33.2%	COPR	HORWITH	CITX300143
03/18/09	04/20/09	005127306	73069	67,400	50,800	16,600	24.6%	COPR	HORWITH	CITX300143
03/18/09	04/20/09	005127307	73070	28,320	50,260	(21,940)	-77.5%	COPR	HORWITH	CITX300143
03/18/09	04/20/09	005127308	73071	28,320	50,580	(22,260)	-78.6%	COPR	HORWITH	CITX300143
03/18/09	04/20/09	005127309	73072	47,400	49,620	(2,220)	-4.7%	COPR	HORWITH	CHUX113
03/18/09	04/20/09	005127310	73073	69,580	49,180	20,400	29.3%	COPR	HORWITH	CHUX113
03/18/09	04/20/09	005127311	73074	68,660	48,020	20,640	30.1%	COPR	HORWITH	CHUX113
03/18/09	04/20/09	005127312	73075	9,180	50,260	(41,080)	-447.5%	COPR	HORWITH	CHUX113
03/18/09	04/20/09	005127313	73076	25,960	49,200	(23,240)	-89.5%	COPR	HORWITH	CHUX259
03/18/09	04/20/09	005127314	73077	67,480	49,980	17,500	25.9%	COPR	HORWITH	CHUX259
03/18/09	04/20/09	005127315	73078	77,080	51,540	25,540	33.1%	COPR	HORWITH	CHUX259
03/18/09	04/20/09	005127316	73079	30,300	51,760	(21,460)	-70.8%	COPR	HORWITH	CHUX259
03/18/09	04/20/09	005127317	73080	12,240	49,500	(37,260)	-304.4%	COPR	HORWITH	CEFX35849
03/18/09	04/20/09	005127318	73081	76,080	49,840	26,240	34.5%	COPR	HORWITH	CEFX35849
03/18/09	04/20/09	005127319	73082	68,960	50,780	18,180	26.4%	COPR	HORWITH	CEFX35849
03/18/09	04/20/09	005127320	73083	42,340	49,860	(7,520)	-17.8%	COPR	HORWITH	CEFX35849
03/18/09	04/20/09	005127321	73084	32,120	50,060	(17,940)	-55.9%	COPR	HORWITH	CITX300164
03/18/09	04/20/09	005127322	73085	27,760	50,900	(23,140)	-83.4%	COPR	HORWITH	JTLX30151
03/18/09	04/20/09	005127323	73086	76,600	49,200	27,400	35.8%	COPR	HORWITH	JTLX30151
03/18/09	04/20/09	005127324	73087	76,900	49,360	27,540	35.8%	COPR	HORWITH	JTLX30151
03/18/09	04/20/09	005127325	73088	16,440	51,820	(35,380)	-215.2%	COPR	HORWITH	JTLX30151
03/18/09	04/20/09	005127326	73089	21,960	51,800	(29,840)	-135.9%	COPR	HORWITH	CHUX333
03/18/09	04/20/09	005127327	73090	69,100	49,220	19,880	28.8%	COPR	HORWITH	CHUX333
03/18/09	04/20/09	005127328	73091	68,140	49,460	18,680	27.4%	COPR	HORWITH	CHUX333
03/18/09	04/20/09	005127329	73092	39,960	49,800	(9,840)	-24.6%	COPR	HORWITH	CHUX333
03/18/09	04/20/09	005127330	73093	6,740	51,080	(44,340)	-657.9%	COPR	HORWITH	CHUX149
03/18/09	04/13/09	005127331	73094	56,000	51,280	4,720	8.4%	COPR	HORWITH	NDYX320335
03/18/09	04/20/09	005127332	73095	76,980	51,880	25,100	32.6%	COPR	HORWITH	CHUX149
03/18/09	04/20/09	005127333	73096	77,160	52,520	24,640	31.9%	COPR	HORWITH	CHUX149
03/18/09	04/20/09	005127334	73097	46,680	51,240	(4,560)	-9.8%	COPR	HORWITH	CHUX149

Honeywell

HONEYWELL SA-7 USE HAZARDOUS WASTE TRACKING (2006)										
Date Shipped	Date of Return Manifest	State Manifest	Man. Doc #	Facilty Manifest Weight (lbs)	Estimated Weight (lbs)	Manifest - Estimate (lbs)	Manifest - Estimate (%)	Material	Transporter	RAILCAR #
03/18/09	04/13/09	005127335	73098	77,320	50,400	26,920	34.8%	COPR	HORWITH	NDYX320335
03/19/09	04/13/09	005127336	73099	8,400	51,080	(42,680)	-508.1%	COPR	HORWITH	CHUX185
03/19/09	04/13/09	005127337	73100	75,820	49,860	25,960	34.2%	COPR	HORWITH	CHUX185
03/19/09	04/13/09	005127338	73101	67,100	50,180	16,920	25.2%	COPR	HORWITH	CHUX185
03/19/09	04/13/09	005127339	73102	41,520	50,200	(8,680)	-20.9%	COPR	HORWITH	CHUX185
03/19/09	04/13/09	005127340	73103	54,060	50,360	3,700	6.8%	COPR	HORWITH	CHUX221
03/19/09	04/13/09	005127341	73104	68,360	50,020	18,340	26.8%	COPR	HORWITH	CHUX221
03/19/09	04/13/09	005127342	73105	34,000	48,140	(14,140)	-41.6%	COPR	HORWITH	CHUX221
03/19/09	04/13/09	005127343	73106	34,020	48,000	(13,980)	-41.1%	COPR	HORWITH	CHUX221
03/19/09	04/13/09	005127344	73107	51,600	50,640	960	1.9%	COPR	HORWITH	CHUX240
03/19/09	04/13/09	005127345	73108	66,360	49,640	16,720	25.2%	COPR	HORWITH	CHUX240
03/19/09	04/13/09	005127346	73109	67,200	52,100	15,100	22.5%	COPR	HORWITH	CHUX240
03/19/09	04/13/09	005127347	73110	22,080	51,500	(29,420)	-133.2%	COPR	HORWITH	CHUX240
03/19/09	04/13/09	005127348	73111	34,800	49,600	(14,800)	-42.5%	COPR	HORWITH	CITX300026
03/19/09	04/13/09	005127349	73112	75,920	50,560	25,360	33.4%	COPR	HORWITH	CITX300026
03/19/09	04/13/09	005127350	73113	75,580	51,060	24,520	32.4%	COPR	HORWITH	CITX300026
03/19/09	04/13/09	005127351	73114	15,400	50,960	(35,560)	-230.9%	COPR	HORWITH	CITX300026
03/19/09	04/13/09	005127352	73115	25,460	50,320	(24,860)	-97.6%	COPR	HORWITH	DJLX98506
03/19/09	04/13/09	005127353	73116	67,500	50,340	17,160	25.4%	COPR	HORWITH	DJLX98506
03/19/09	04/13/09	005127354	73117	76,140	50,700	25,440	33.4%	COPR	HORWITH	DJLX98506
03/19/09	04/20/09	005127355	73118	20,940	49,800	(28,860)	-137.8%	COPR	HORWITH	CHUX171
03/19/09	04/13/09	005127356	73119	28,600	48,020	(19,420)	-67.9%	COPR	HORWITH	DJLX98506
03/19/09	04/20/09	005127357	73120	68,420	49,980	18,440	27.0%	COPR	HORWITH	CHUX171
03/19/09	04/20/09	005127358	73121	68,860	50,000	18,860	27.4%	COPR	HORWITH	CHUX171
03/19/09	04/20/09	005127359	73122	37,520	48,800	(11,280)	-30.1%	COPR	HORWITH	CHUX171
03/19/09	04/20/09	005127360	73123	12,060	50,260	(38,200)	-316.7%	COPR	HORWITH	CHUX293
03/19/09	04/20/09	005127361	73124	75,960	49,780	26,180	34.5%	COPR	HORWITH	CHUX293
03/19/09	04/20/09	005127362	73125	67,920	48,520	19,400	28.6%	COPR	HORWITH	CHUX293
03/19/09	04/20/09	005127363	73126	39,660	50,480	(10,820)	-27.3%	COPR	HORWITH	CHUX293
03/19/09	04/13/09	005127364	73127	14,400	50,820	(36,420)	-252.9%	COPR	HORWITH	CITX300119
03/19/09	04/13/09	005127365	73128	77,300	49,320	27,980	36.2%	COPR	HORWITH	CITX300119
03/19/09	04/13/09	005127366	73129	77,340	50,320	27,020	34.9%	COPR	HORWITH	CITX300119
03/19/09	04/20/09	005127367	73130	68,940	48,080	20,860	30.3%	COPR	HORWITH	CHUX128
03/19/09	04/20/09	005127368	73131	69,060	48,700	20,360	29.5%	COPR	HORWITH	CHUX128
03/19/09	04/20/09	005127369	73132	27,480	48,600	(21,120)	-76.9%	COPR	HORWITH	CHUX128
03/19/09	04/20/09	005127370	73133	27,500	49,780	(22,280)	-81.0%	COPR	HORWITH	CHUX128
03/19/09	04/13/09	005127371	73134	45,220	50,320	(5,100)	-11.3%	COPR	HORWITH	CHUX195
03/19/09	04/13/09	005127372	73135	67,880	52,280	15,600	23.0%	COPR	HORWITH	CHUX195
03/19/09	04/13/09	005127373	73136	68,560	50,300	18,260	26.6%	COPR	HORWITH	CHUX195
03/19/09	04/13/09	005127374	73137	21,780	49,220	(27,440)	-126.0%	COPR	HORWITH	CHUX195
03/19/09	04/13/09	005127375	73138	68,600	49,180	19,420	28.3%	COPR	HORWITH	JTLX30165
03/19/09	04/13/09	005127376	73139	77,740	50,900	26,840	34.5%	COPR	HORWITH	JTLX30165
03/19/09	04/13/09	005127377	73140	28,320	51,620	(23,300)	-82.3%	COPR	HORWITH	JTLX30165
03/19/09	04/13/09	005127378	73141	28,320	51,460	(23,140)	-81.7%	COPR	HORWITH	JTLX30165
03/19/09	04/13/09	005127379	73142	26,260	50,580	(24,320)	-92.6%	COPR	HORWITH	CHUX147
03/19/09	04/13/09	005127380	73143	65,000	50,920	14,080	21.7%	COPR	HORWITH	CHUX147
03/19/09	04/13/09	005127381	73144	76,880	49,180	27,700	36.0%	COPR	HORWITH	CHUX147
03/19/09	04/13/09	005127382	73145	32,760	50,660	(17,900)	-54.6%	COPR	HORWITH	CHUX147
03/19/09	04/13/09	005127383	73146	35,560	49,860	(14,300)	-40.2%	COPR	HORWITH	JTLX194
03/19/09	04/13/09	005127384	73147	69,260	52,200	17,060	24.6%	COPR	HORWITH	JTLX194
03/19/09	04/13/09	005127385	73148	77,600	50,260	27,340	35.2%	COPR	HORWITH	JTLX194
03/19/09	04/13/09	005127386	73149	21,180	49,860	(28,680)	-135.4%	COPR	HORWITH	JTLX194
03/19/09	04/13/09	005127387	73150	20,540	51,220	(30,680)	-149.4%	COPR	HORWITH	CEFX35840
03/19/09	04/13/09	005127388	73151	68,040	48,040	20,000	29.4%	COPR	HORWITH	CEFX35840
03/19/09	04/13/09	005127389	73152	67,360	49,160	18,200	27.0%	COPR	HORWITH	CEFX35840
03/19/09	04/13/09	005127390	73153	39,400	49,420	(10,020)	-25.4%	COPR	HORWITH	CEFX35840
03/19/09	04/13/09	005127391	73154	32,820	49,600	(16,780)	-51.1%	COPR	HORWITH	CITX300119
03/19/09	04/13/09	005127392	73155	77,360	49,540	27,820	36.0%	COPR	HORWITH	JTLX30124
03/19/09	04/13/09	005127393	73156	27,080	49,340	(22,260)	-82.2%	COPR	HORWITH	JTLX30124
03/19/09	04/13/09	005127394	73157	68,620	51,560	17,060	24.9%	COPR	HORWITH	JTLX30124
03/19/09	04/13/09	005127395	73158	27,080	49,120	(22,040)	-81.4%	COPR	HORWITH	JTLX30124
03/19/09	04/13/09	005127396	73159	34,280	49,800	(15,520)	-45.3%	COPR	HORWITH	NDYX3200335
03/19/09	04/13/09	005127397	73160	34,280	49,440	(15,160)	-44.2%	COPR	HORWITH	NDYX3200335
03/20/09	04/13/09	005127398	73161	57,280	50,260	7,020	12.3%	COPR	HORWITH	CEFX35245
03/20/09	04/13/09	005127399	73162	68,580	49,240	19,340	28.2%	COPR	HORWITH	CEFX35245
03/20/09	04/13/09	005127400	73163	38,960	48,040	(9,080)	-23.3%	COPR	HORWITH	CEFX35245
03/20/09	04/13/09	005127401	73164	32,980	49,400	(16,420)	-49.8%	COPR	HORWITH	CEFX35245
03/20/09	04/13/09	005127402	73165	21,900	50,860	(28,960)	-132.2%	COPR	HORWITH	CHUX267
03/20/09	04/13/09	005127403	73166	67,120	49,900	17,220	25.7%	COPR	HORWITH	CHUX267
03/20/09	04/13/09	005127404	73167	75,840	50,440	25,400	33.5%	COPR	HORWITH	CHUX267
03/20/09	04/13/09	005127405	73168	33,420	48,840	(15,420)	-46.1%	COPR	HORWITH	CHUX267
03/20/09	04/13/09	005127406	73169	56,380	49,680	6,700	11.9%	COPR	HORWITH	CITX300141
03/20/09	04/13/09	005127407	73170	66,820	49,260	17,560	26.3%	COPR	HORWITH	CITX300141
03/20/09	04/13/09	005127408	73171	67,540	51,440	16,100	23.8%	COPR	HORWITH	CITX300141

HONEYWELL SA-7 USE HAZARDOUS WASTE TRACKING (2006)										
Date Shipped	Date of Return Manifest	State Manifest	Man. Doc #	Facilty Manifest Weight (lbs)	Estimated Weight (lbs)	Manifest - Estimate (lbs)	Manifest - Estimate (%)	Material	Transporter	RAILCAR #
03/20/09	04/13/09	005127409	73172	39,500	52,200	(12,700)	-32.2%	COPR	HORWITH	JTLX30170
03/20/09	04/13/09	005127410	73173	76,600	49,940	26,660	34.8%	COPR	HORWITH	JTLX30170
03/20/09	04/13/09	005127411	73174	7,660	50,980	(43,320)	-565.5%	COPR	HORWITH	CITX300141
03/20/09	04/20/09	005127412	73175	65,660	51,580	14,080	21.4%	COPR	HORWITH	CEFX35824
03/20/09	04/13/09	005127413	73176	75,660	51,320	24,340	32.2%	COPR	HORWITH	JTLX30170
03/20/09	04/13/09	005127414	73177	10,740	51,820	(41,080)	-382.5%	COPR	HORWITH	JTLX30170
03/20/09	04/20/09	005127415	73178	26,280	51,860	(25,580)	-97.3%	COPR	HORWITH	CEFX35824
03/20/09	04/20/09	005127416	73179	66,960	50,300	16,660	24.9%	COPR	HORWITH	CEFX35824
03/20/09	04/20/09	005127417	73180	76,200	50,400	25,800	33.9%	COPR	HORWITH	JTLX234
03/20/09	04/20/09	005127418	73181	44,480	50,140	(5,660)	-12.7%	COPR	HORWITH	CEFX35824
03/20/09	04/20/09	005127419	73182	76,000	49,320	26,680	35.1%	COPR	HORWITH	JTLX234
03/20/09	04/20/09	005127420	73183	20,540	49,180	(28,640)	-139.4%	COPR	HORWITH	JTLX234
03/20/09	04/20/09	005127421	73184	20,560	50,380	(29,820)	-145.0%	COPR	HORWITH	JTLX234
03/20/09	04/20/09	005127422	73185	59,280	50,660	8,620	14.5%	COPR	HORWITH	CITX300102
03/20/09	04/20/09	005127423	73186	75,800	50,560	25,240	33.3%	COPR	HORWITH	CITX300102
03/20/09	04/20/09	005127424	73187	34,100	50,360	(16,260)	-47.7%	COPR	HORWITH	CITX300102
03/20/09	04/20/09	005127425	73188	23,960	50,200	(26,240)	-109.5%	COPR	HORWITH	JTLX30162
03/20/09	04/20/09	005127426	73189	34,100	49,260	(15,160)	-44.5%	COPR	HORWITH	CITX300102
03/20/09	04/20/09	005127427	73190	76,300	49,800	26,500	34.7%	COPR	HORWITH	JTLX30162
03/20/09	04/20/09	005127428	73191	67,420	48,900	18,520	27.5%	COPR	HORWITH	JTLX30162
03/20/09	04/20/09	005127429	73192	67,040	50,080	16,960	25.3%	COPR	HORWITH	CEFX35240
03/20/09	04/20/09	005127430	73193	60,240	49,720	10,520	17.5%	COPR	HORWITH	CEFX35240
03/20/09	04/20/09	005127431	73194	66,280	48,960	17,320	26.1%	COPR	HORWITH	CEFX35240
03/20/09	04/20/09	005127432	73195	8,080	51,880	(43,800)	-542.1%	COPR	HORWITH	CEFX35240
03/20/09	04/20/09	005127433	73196	14,860	51,280	(36,420)	-245.1%	COPR	HORWITH	JTLX30127
03/20/09	04/20/09	005127434	73197	76,000	51,240	24,760	32.6%	COPR	HORWITH	JTLX30127
03/20/09	04/20/09	005127435	73198	68,480	51,740	16,740	24.4%	COPR	HORWITH	JTLX30127
03/20/09	04/20/09	005127436	73199	15,060	50,620	(35,560)	-236.1%	COPR	HORWITH	JTLX30127
03/20/09	04/20/09	005127437	73200	54,860	50,340	4,520	8.2%	COPR	HORWITH	JTLX30141
03/20/09	04/20/09	005127438	73201	66,780	51,060	15,720	23.5%	COPR	HORWITH	JTLX30141
03/20/09	04/20/09	005127439	73202	67,800	49,680	18,120	26.7%	COPR	HORWITH	JTLX30141
03/20/09	04/20/09	005127440	73203	12,220	51,600	(39,380)	-322.3%	COPR	HORWITH	JTLX30141
03/20/09	04/20/09	005127441	73204	38,960	52,480	(13,520)	-34.7%	COPR	HORWITH	DJLX98504
03/20/09	04/20/09	005127442	73205	76,300	50,840	25,460	33.4%	COPR	HORWITH	DJLX98504
03/20/09	04/20/09	005127443	73206	75,680	49,060	26,620	35.2%	COPR	HORWITH	DJLX98504
03/20/09	04/20/09	005127444	73207	12,860	51,180	(38,320)	-298.0%	COPR	HORWITH	DJLX98504
03/20/09	04/20/09	005127445	73208	29,400	49,760	(20,360)	-69.3%	COPR	HORWITH	JTLX30162
03/20/09	04/20/09	005127446	73209	23,920	51,880	(27,960)	-116.9%	COPR	HORWITH	JTLX30158
03/20/09	04/20/09	005127447	73210	75,560	50,520	25,040	33.1%	COPR	HORWITH	JTLX30158
03/20/09	04/20/09	005127448	73211	76,540	50,800	25,740	33.6%	COPR	HORWITH	JTLX30158
03/20/09	04/20/09	005127449	73212	23,140	51,320	(28,180)	-121.8%	COPR	HORWITH	JTLX30158
03/20/09	04/20/09	005127450	73213	9,980	48,940	(38,960)	-390.4%	COPR	HORWITH	CHUX111
03/20/09	04/20/09	005127451	73214	67,360	52,160	15,200	22.6%	COPR	HORWITH	CHUX111
03/20/09	04/20/09	005127452	73215	44,420	51,140	(6,720)	-15.1%	COPR	HORWITH	CHUX111
03/20/09	04/20/09	005127453	73216	75,920	48,660	27,260	35.9%	COPR	HORWITH	CHUX111
03/20/09	04/20/09	005127454	73217	64,200	51,200	13,000	20.2%	COPR	HORWITH	CEFX35846
03/20/09	04/20/09	005127455	73218	68,740	50,680	18,060	26.3%	COPR	HORWITH	CEFX35846
03/20/09	04/20/09	005127456	73219	33,360	50,500	(17,140)	-51.4%	COPR	HORWITH	CEFX35846
03/20/09	04/20/09	005127457	73220	33,360	50,400	(17,040)	-51.1%	COPR	HORWITH	CEFX35846
03/20/09	04/27/09	005127458	73221	9,460	49,140	(39,680)	-419.5%	COPR	HORWITH	NDYX320472
03/20/09	04/27/09	005127459	73222	75,900	49,500	26,400	34.8%	COPR	HORWITH	NDYX320472
03/23/09	04/20/09	005127460	73223	9,940	49,860	(39,920)	-401.6%	COPR	HORWITH	CEFX35821
03/23/09	04/20/09	005127461	73224	68,280	50,900	17,380	25.5%	COPR	HORWITH	CEFX35821
03/23/09	04/20/09	005127462	73225	75,660	51,720	23,940	31.6%	COPR	HORWITH	CEFX35821
03/23/09	04/20/09	005127463	73226	47,260	51,680	(4,420)	-9.4%	COPR	HORWITH	CEFX35821
03/23/09	04/20/09	005127464	73227	54,840	48,880	5,960	10.9%	COPR	HORWITH	CITX300153
03/23/09	04/20/09	005127465	73228	77,380	49,720	27,660	35.7%	COPR	HORWITH	CITX300153
03/23/09	04/20/09	005127466	73229	34,440	51,700	(17,260)	-50.1%	COPR	HORWITH	CITX300153
03/23/09	04/20/09	005127467	73230	34,420	49,740	(15,320)	-44.5%	COPR	HORWITH	CITX300153
03/23/09	04/20/09	005127468	73231	54,600	48,340	6,260	11.5%	COPR	HORWITH	JTLX30100
03/23/09	04/20/09	005127469	73232	67,320	51,000	16,320	24.2%	COPR	HORWITH	CEFX35811
03/23/09	04/20/09	005127470	73233	56,700	50,720	5,980	10.5%	COPR	HORWITH	JTLX30100
03/23/09	04/20/09	005127471	73234	66,560	50,940	15,620	23.5%	COPR	HORWITH	JTLX30100
03/23/09	04/20/09	005127472	73235	22,400	49,060	(26,660)	-119.0%	COPR	HORWITH	JTLX30100
03/23/09	04/20/09	005127473	73236	54,020	48,420	5,600	10.4%	COPR	HORWITH	CEFX35811
03/23/09	04/20/09	005127474	73237	67,600	50,240	17,360	25.7%	COPR	HORWITH	CEFX35811
03/23/09	04/20/09	005127475	73238	10,400	52,080	(41,680)	-400.8%	COPR	HORWITH	CEFX35811
03/23/09	04/20/09	005127476	73239	38,560	49,940	(11,380)	-29.5%	COPR	HORWITH	NDYX320445
03/23/09	04/20/09	005127477	73240	76,800	51,260	25,540	33.3%	COPR	HORWITH	NDYX320445
03/23/09	04/20/09	005127478	73241	68,460	49,820	18,640	27.2%	COPR	HORWITH	NDYX320445
03/23/09	04/20/09	005127479	73242	14,360	49,220	(34,860)	-242.8%	COPR	HORWITH	NDYX320445
03/23/09	04/20/09	005127480	73243	67,020	49,540	17,480	26.1%	COPR	HORWITH	CHUX246
03/23/09	04/20/09	005127481	73244	76,040	49,440	26,600	35.0%	COPR	HORWITH	CHUX246
03/23/09	04/20/09	005127482	73245	28,340	49,320	(20,980)	-74.0%	COPR	HORWITH	CHUX246

Honeywell

HONEYWELL SA-7 USE HAZARDOUS WASTE TRACKING (2006)										
Date Shipped	Date of Return Manifest	State Manifest	Man. Doc #	Facilty Manifest Weight (lbs)	Estimated Weight (lbs)	Manifest - Estimate (lbs)	Manifest - Estimate (%)	Material	Transporter	RAILCAR #
03/23/09	04/20/09	005127483	73246	28,360	50,880	(22,520)	-79.4%	COPR	HORWITH	CHUX246
03/23/09	04/20/09	005127484	73247	66,380	50,380	16,000	24.1%	COPR	HORWITH	CITX300148
03/23/09	04/20/09	005127485	73248	65,480	51,440	14,040	21.4%	COPR	HORWITH	CHUX315
03/23/09	04/20/09	005127486	73249	65,740	49,300	16,440	25.0%	COPR	HORWITH	CITX300148
03/23/09	04/20/09	005127487	73250	33,180	50,940	(17,760)	-53.5%	COPR	HORWITH	CITX300148
03/23/09	04/20/09	005127488	73251	33,180	49,780	(16,600)	-50.0%	COPR	HORWITH	CITX300148
03/23/09	04/20/09	005127489	73252	75,660	50,800	24,860	32.9%	COPR	HORWITH	CHUX315
03/23/09	04/20/09	005127490	73253	10,800	48,900	(38,100)	-352.8%	COPR	HORWITH	CHUX315
03/23/09	04/20/09	003252516	73254	54,160	50,440	3,720	6.9%	COPR	HORWITH	JTLX30154
03/23/09	04/20/09	003252517	73255	75,320	52,220	23,100	30.7%	COPR	HORWITH	JTLX30154
03/23/09	04/20/09	003252518	73256	33,840	50,000	(16,160)	-47.8%	COPR	HORWITH	JTLX30154
03/23/09	04/20/09	003252519	73257	75,680	50,980	24,700	32.6%	COPR	HORWITH	CITX300135
03/23/09	04/20/09	003252520	73258	46,500	49,720	(3,220)	-6.9%	COPR	HORWITH	CITX300135
03/23/09	04/20/09	003252521	73259	33,820	51,220	(17,400)	-51.4%	COPR	HORWITH	JTLX30154
03/23/09	04/20/09	005127492	73260	67,860	50,120	17,740	26.1%	COPR	HORWITH	CITX300135
03/23/09	04/20/09	005127493	73261	11,100	50,680	(39,580)	-356.6%	COPR	HORWITH	CITX300135
03/23/09	04/20/09	005127494	73262	30,680	51,500	(20,820)	-67.9%	COPR	HORWITH	CHUX157
03/23/09	04/20/09	005127495	73263	65,260	52,480	12,780	19.6%	COPR	HORWITH	JTLX192
03/23/09	04/20/09	005127496	73264	67,280	52,120	15,160	22.5%	COPR	HORWITH	CHUX157
03/23/09	04/20/09	005127497	73265	75,800	50,580	25,220	33.3%	COPR	HORWITH	CHUX157
03/23/09	04/20/09	005127498	73266	29,640	50,780	(21,140)	-71.3%	COPR	HORWITH	CHUX157
03/23/09	04/20/09	005127499	73267	35,040	50,280	(15,240)	-43.5%	COPR	HORWITH	JTLX192
03/23/09	04/20/09	005127500	73268	66,460	49,760	16,700	25.1%	COPR	HORWITH	JTLX192
03/23/09	04/20/09	005128001	73269	36,000	51,440	(15,440)	-42.9%	COPR	HORWITH	JTLX192
03/23/09	04/20/09	005128002	73270	30,680	51,300	(20,620)	-67.2%	COPR	HORWITH	CEFX35819
03/23/09	04/20/09	005128003	73271	75,620	50,940	24,680	32.6%	COPR	HORWITH	CEFX35819
03/23/09	04/20/09	005128004	73272	20,640	50,000	(29,360)	-142.2%	COPR	HORWITH	CEFX35813
03/23/09	04/20/09	005128005	73273	65,020	51,300	13,720	21.1%	COPR	HORWITH	CEFX35819
03/23/09	04/20/09	005128006	73274	32,360	50,180	(17,820)	-55.1%	COPR	HORWITH	CEFX35819
03/23/09	04/20/09	005128007	73275	67,320	49,920	17,400	25.8%	COPR	HORWITH	CEFX35813
03/23/09	04/20/09	005128008	73276	75,820	51,740	24,080	31.8%	COPR	HORWITH	CEFX35813
03/23/09	04/20/09	005128009	73277	37,500	51,520	(14,020)	-37.4%	COPR	HORWITH	CEFX35813
03/23/09	04/20/09	005128010	73278	66,720	51,180	15,540	23.3%	COPR	HORWITH	CITX300101
03/23/09	04/20/09	005128011	73279	21,680	49,200	(27,520)	-126.9%	COPR	HORWITH	CITX300101
03/23/09	04/20/09	005128012	73280	65,220	50,660	14,560	22.3%	COPR	HORWITH	CITX300101
03/23/09	04/20/09	005128013	73281	45,940	50,940	(5,000)	-10.9%	COPR	HORWITH	CITX300101
03/23/09	04/20/09	005128014	73282	46,040	48,820	(2,780)	-6.0%	COPR	HORWITH	CHUX315
03/23/09	04/27/09	005128015	73283	44,800	51,340	(6,540)	-14.6%	COPR	HORWITH	NDYX320472
03/23/09	04/27/09	005128016	73284	68,120	51,100	17,020	25.0%	COPR	HORWITH	NDYX320472
03/24/09	04/20/09	005128017	73285	17,540	50,640	(33,100)	-188.7%	COPR	HORWITH	JTLX254
03/24/09	04/20/09	005128018	73286	11,600	49,620	(38,020)	-327.8%	COPR	HORWITH	CITX300154
03/24/09	04/20/09	005128019	73287	56,600	50,720	5,880	10.4%	COPR	HORWITH	JTLX254
03/24/09	04/20/09	005128020	73288	65,180	49,440	15,740	24.1%	COPR	HORWITH	JTLX254
03/24/09	04/20/09	005128021	73289	68,600	51,140	17,460	25.5%	COPR	HORWITH	CITX300154
03/24/09	04/20/09	005128022	73290	60,700	50,080	10,620	17.5%	COPR	HORWITH	JTLX254
03/24/09	04/20/09	005128023	73291	68,020	49,000	19,020	28.0%	COPR	HORWITH	CITX300154
03/24/09	04/20/09	005128024	73292	49,940	50,900	(960)	-1.9%	COPR	HORWITH	CITX300154
03/24/09	04/20/09	005128025	73293	43,740	50,380	(6,640)	-15.2%	COPR	HORWITH	CHUX148
03/24/09	04/20/09	005128026	73294	66,960	51,840	15,120	22.6%	COPR	HORWITH	CHUX148
03/24/09	04/20/09	005128027	73295	76,220	52,440	23,780	31.2%	COPR	HORWITH	CHUX148
03/24/09	04/20/09	005128028	73296	22,480	52,040	(29,560)	-131.5%	COPR	HORWITH	CHUX148
03/24/09	04/20/09	005128029	73297	43,000	50,540	(7,540)	-17.5%	COPR	HORWITH	CEFX35828
03/24/09	04/20/09	005128030	73298	65,120	49,040	16,080	24.7%	COPR	HORWITH	CEFX35828
03/24/09	04/20/09	005128031	73299	64,660	51,200	13,460	20.8%	COPR	HORWITH	CEFX35828
03/24/09	04/20/09	005128032	73300	23,560	48,320	(24,760)	-105.1%	COPR	HORWITH	CEFX35828
03/24/09	04/20/09	005128033	73301	62,800	49,600	13,200	21.0%	COPR	HORWITH	NDYX320320
03/24/09	04/20/09	005128034	73302	77,600	49,880	27,720	35.7%	COPR	HORWITH	NDYX320320
03/24/09	04/20/09	005128035	73303	31,300	52,060	(20,760)	-66.3%	COPR	HORWITH	NDYX320320
03/24/09	04/20/09	005128036	73304	68,760	50,060	18,700	27.2%	COPR	HORWITH	JTLX30104
03/24/09	04/20/09	005128037	73305	31,320	49,700	(18,380)	-58.7%	COPR	HORWITH	NDYX320320
03/24/09	04/20/09	005128038	73306	52,060	49,100	2,960	5.7%	COPR	HORWITH	JTLX30104
03/24/09	04/20/09	005128039	73307	68,660	49,000	19,660	28.6%	COPR	HORWITH	JTLX30104
03/24/09	04/20/09	005128040	73308	4,720	50,240	(45,520)	-964.4%	COPR	HORWITH	JTLX30104
03/24/09	04/20/09	005128041	73309	64,940	49,240	15,700	24.2%	COPR	HORWITH	CHUX126
03/24/09	04/20/09	005128042	73310	67,640	50,220	17,420	25.8%	COPR	HORWITH	CHUX126
03/24/09	04/20/09	005128043	73311	33,260	51,620	(18,360)	-55.2%	COPR	HORWITH	CHUX126
03/24/09	04/20/09	005128044	73312	33,280	49,940	(16,660)	-50.1%	COPR	HORWITH	CHUX126
03/24/09	04/20/09	005128045	73313	65,600	48,500	17,100	26.1%	COPR	HORWITH	NDYX320329
03/24/09	04/20/09	005128046	73314	24,900	49,700	(24,800)	-99.6%	COPR	HORWITH	NDYX320329
03/24/09	04/20/09	005128047	73315	66,560	51,600	14,960	22.5%	COPR	HORWITH	NDYX320329
03/24/09	04/27/09	005128048	73316	67,180	50,240	16,940	25.2%	COPR	HORWITH	JTLX30145
03/24/09	04/27/09	005128049	73317	76,360	51,920	24,440	32.0%	COPR	HORWITH	JTLX30145
03/24/09	04/27/09	005128050	73318	30,120	51,840	(21,720)	-72.1%	COPR	HORWITH	JTLX30145
03/24/09	04/27/09	005128051	73319	30,120	50,380	(20,260)	-67.3%	COPR	HORWITH	JTLX30145

Honeywell

HONEYWELL SA-7 USE HAZARDOUS WASTE TRACKING (2006)										
Date Shipped	Date of Return Manifest	State Manifest	Man. Doc #	Facilty Manifest Weight (lbs)	Estimated Weight (lbs)	Manifest - Estimate (lbs)	Manifest - Estimate (%)	Material	Transporter	RAILCAR #
03/24/09	04/20/09	005128052	73320	67,020	51,980	15,040	22.4%	COPR	HORWITH	CHUX248
03/24/09	04/20/09	005128053	73321	33,740	50,680	(16,940)	-50.2%	COPR	HORWITH	CHUX248
03/24/09	04/20/09	005128054	73322	65,380	51,300	14,080	21.5%	COPR	HORWITH	CHUX248
03/24/09	04/20/09	005128055	73323	33,740	48,780	(15,040)	-44.6%	COPR	HORWITH	CHUX248
03/24/09	04/20/09	005128056	73324	45,640	48,980	(3,340)	-7.3%	COPR	HORWITH	CHUX172
03/24/09	04/20/09	005128057	73325	75,900	51,060	24,840	32.7%	COPR	HORWITH	CHUX172
03/24/09	04/20/09	005128058	73326	68,680	49,820	18,860	27.5%	COPR	HORWITH	CHUX280
03/24/09	04/20/09	005128059	73327	38,380	50,420	(12,040)	-31.4%	COPR	HORWITH	CHUX172
03/24/09	04/20/09	005128060	73328	38,380	48,360	(9,980)	-26.0%	COPR	HORWITH	CHUX172
03/24/09	04/20/09	005128061	73329	38,560	50,180	(11,620)	-30.1%	COPR	HORWITH	NDYX320329
03/24/09	04/20/09	005128062	73330	14,680	51,040	(36,360)	-247.7%	COPR	HORWITH	CHUX280
03/24/09	04/20/09	005128063	73331	69,140	50,980	18,160	26.3%	COPR	HORWITH	CHUX280
03/24/09	04/20/09	005128064	73332	44,280	49,260	(4,980)	-11.2%	COPR	HORWITH	CHUX280
03/24/09	04/20/09	005128065	73333	35,060	49,260	(14,200)	-40.5%	COPR	HORWITH	JTLX267
03/24/09	04/20/09	005128066	73334	68,340	50,420	17,920	26.2%	COPR	HORWITH	JTLX267
03/24/09	04/20/09	005128067	73335	75,940	49,100	26,840	35.3%	COPR	HORWITH	JTLX267
03/24/09	04/20/09	005128068	73336	20,880	50,280	(29,400)	-140.8%	COPR	HORWITH	JTLX267
03/24/09	04/20/09	005128069	73337	30,200	52,220	(22,020)	-72.9%	COPR	HORWITH	CHUX141
03/24/09	04/20/09	005128070	73338	64,400	51,420	12,980	20.2%	COPR	HORWITH	CHUX141
03/24/09	04/20/09	005128071	73339	67,880	49,400	18,480	27.2%	COPR	HORWITH	CHUX141
03/24/09	04/20/09	005128072	73340	41,160	51,160	(10,000)	-24.3%	COPR	HORWITH	CHUX141
03/24/09	04/20/09	005128073	73341	28,980	50,020	(21,040)	-72.6%	COPR	HORWITH	CITX300151
03/24/09	04/20/09	005128074	73342	65,520	50,680	14,840	22.6%	COPR	HORWITH	CITX300151
03/24/09	04/20/09	005128075	73343	66,500	49,680	16,820	25.3%	COPR	HORWITH	CITX300151
03/24/09	04/27/09	005128076	73344	59,840	50,680	9,160	15.3%	COPR	HORWITH	JTLX252
03/24/09	04/20/09	005128077	73345	38,440	51,080	(12,640)	-32.9%	COPR	HORWITH	CITX300151
03/24/09	04/27/09	005128078	73346	67,900	51,340	16,560	24.4%	COPR	HORWITH	JTLX252
03/25/09	04/27/09	005128079	73347	36,080	51,580	(15,500)	-43.0%	COPR	HORWITH	CEFX35831
03/25/09	04/27/09	005128080	73348	67,680	50,760	16,920	25.0%	COPR	HORWITH	CEFX35831
03/25/09	04/27/09	005128081	73349	65,160	51,380	13,780	21.1%	COPR	HORWITH	CEFX35831
03/25/09	04/27/09	005128082	73350	38,200	50,060	(11,860)	-31.0%	COPR	HORWITH	CEFX35831
03/25/09	04/27/09	005128083	73351	25,340	51,520	(26,180)	-103.3%	COPR	HORWITH	DJLX98548
03/25/09	04/27/09	005128084	73352	69,020	49,540	19,480	28.2%	COPR	HORWITH	DJLX98548
03/25/09	04/27/09	005128085	73353	68,660	50,100	18,560	27.0%	COPR	HORWITH	DJLX98548
03/25/09	04/27/09	005128086	73354	31,980	49,900	(17,920)	-56.0%	COPR	HORWITH	DJLX98548
03/25/09	04/27/09	005128087	73355	12,600	48,860	(36,260)	-287.8%	COPR	HORWITH	CEFX35831
03/25/09	04/27/09	005128088	73356	64,960	49,240	15,720	24.2%	COPR	HORWITH	CEFX35831
03/25/09	04/27/09	005128089	73357	26,880	51,160	(24,280)	-90.3%	COPR	HORWITH	CITX300100
03/25/09	04/27/09	005128090	73358	66,420	50,980	15,440	23.2%	COPR	HORWITH	CEFX35831
03/25/09	04/27/09	005128091	73359	75,160	51,420	23,740	31.6%	COPR	HORWITH	CITX300100
03/25/09	04/27/09	005128092	73360	58,120	50,440	7,680	13.2%	COPR	HORWITH	CEFX35831
03/25/09	04/27/09	005128093	73361	67,220	52,020	15,200	22.6%	COPR	HORWITH	CITX300100
03/25/09	04/27/09	005128094	73362	26,880	49,600	(22,720)	-84.5%	COPR	HORWITH	CITX300100
03/25/09	04/27/09	005128095	73363	38,180	50,500	(12,320)	-32.3%	COPR	HORWITH	JTLX252
03/25/09	04/27/09	005128096	73364	38,160	50,580	(12,420)	-32.5%	COPR	HORWITH	JTLX252
03/25/09	04/27/09	005128097	73365	38,180	50,420	(12,240)	-32.1%	COPR	HORWITH	CITX300034
03/25/09	04/27/09	005128098	73366	76,020	50,160	25,860	34.0%	COPR	HORWITH	CITX300034
03/25/09	04/27/09	005128099	73367	68,180	49,780	18,400	27.0%	COPR	HORWITH	CITX300034
03/25/09	04/27/09	005128100	73368	15,260	50,520	(35,260)	-231.1%	COPR	HORWITH	CITX300034
03/25/09	04/27/09	005128101	73369	41,940	50,600	(8,660)	-20.6%	COPR	HORWITH	NDYX320465
03/25/09	04/27/09	005128102	73370	65,260	52,340	12,920	19.8%	COPR	HORWITH	NDYX320465
03/25/09	04/27/09	005128103	73371	66,920	49,920	17,000	25.4%	COPR	HORWITH	NDYX320465
03/25/09	04/27/09	005128104	73372	28,800	50,020	(21,220)	-73.7%	COPR	HORWITH	NDYX320465
03/25/09	04/27/09	005128105	73373	75,620	51,600	24,020	31.8%	COPR	HORWITH	JTLX30149
03/25/09	04/27/09	005128106	73374	24,640	50,400	(25,760)	-104.5%	COPR	HORWITH	JTLX30149
03/25/09	04/27/09	005128107	73375	31,120	49,740	(18,620)	-59.8%	COPR	HORWITH	JTLX30149
03/25/09	04/27/09	005128108	73376	67,180	52,000	15,180	22.6%	COPR	HORWITH	JTLX30149
03/25/09	04/27/09	005128109	73377	18,820	51,700	(32,880)	-174.7%	COPR	HORWITH	CHUX249
03/25/09	04/27/09	005128110	73378	66,220	48,800	17,420	26.3%	COPR	HORWITH	JTLX30106
03/25/09	04/27/09	005128111	73379	65,060	49,660	15,400	23.7%	COPR	HORWITH	JTLX30106
03/25/09	04/27/09	005128112	73380	33,760	51,560	(17,800)	-52.7%	COPR	HORWITH	JTLX30106
03/25/09	04/27/09	005128113	73381	33,760	51,400	(17,640)	-52.3%	COPR	HORWITH	JTLX30106
03/25/09	04/27/09	005128114	73382	66,500	49,400	17,100	25.7%	COPR	HORWITH	CHUX140
03/25/09	04/27/09	005128115	73383	25,720	49,880	(24,160)	-93.9%	COPR	HORWITH	CHUX140
03/25/09	04/27/09	005128116	73384	76,720	49,680	27,040	35.2%	COPR	HORWITH	CHUX140
03/25/09	04/27/09	005128117	73385	25,720	50,500	(24,780)	-96.3%	COPR	HORWITH	CHUX140
03/25/09	04/27/09	005128118	73386	58,020	50,620	7,400	12.8%	COPR	HORWITH	CHUX188
03/25/09	04/27/09	005128119	73387	69,040	52,220	16,820	24.4%	COPR	HORWITH	CHUX188
03/25/09	04/27/09	005128120	73388	34,080	52,120	(18,040)	-52.9%	COPR	HORWITH	CHUX188
03/25/09	04/27/09	005128121	73389	34,080	49,380	(15,300)	-44.9%	COPR	HORWITH	CHUX188
03/25/09	04/27/09	005128122	73390	35,600	51,740	(16,140)	-45.3%	COPR	HORWITH	CITX100134
03/25/09	04/27/09	005128123	73391	78,240	49,600	28,640	36.6%	COPR	HORWITH	CITX100134
03/25/09	04/27/09	005128124	73392	77,980	50,840	27,140	34.8%	COPR	HORWITH	CITX100134
03/25/09	04/27/09	005128125	73393	11,060	50,860	(39,800)	-359.9%	COPR	HORWITH	CITX100134

HONEYWELL SA-7 USE HAZARDOUS WASTE TRACKING (2006)										
Date Shipped	Date of Return Manifest	State Manifest	Man. Doc #	Facilty Manifest Weight (lbs)	Estimated Weight (lbs)	Manifest - Estimate (lbs)	Manifest - Estimate (%)	Material	Transporter	RAILCAR #
03/25/09	04/27/09	005128126	73394	77,660	52,080	25,580	32.9%	COPR	HORWITH	CHUX292
03/25/09	04/27/09	005128127	73395	76,580	50,920	25,660	33.5%	COPR	HORWITH	CHUX292
03/25/09	04/27/09	005128128	73396	23,480	51,180	(27,700)	-118.0%	COPR	HORWITH	CHUX292
03/25/09	04/27/09	005128129	73397	23,460	50,420	(26,960)	-114.9%	COPR	HORWITH	CHUX292
03/25/09	04/27/09	005128130	73398	30,020	51,620	(21,600)	-72.0%	COPR	HORWITH	CHUX182
03/25/09	04/27/09	005128131	73399	68,860	50,220	18,640	27.1%	COPR	HORWITH	CHUX182
03/25/09	04/27/09	005128132	73400	68,620	50,760	17,860	26.0%	COPR	HORWITH	CHUX182
03/25/09	04/27/09	005128133	73401	31,580	51,480	(19,900)	-63.0%	COPR	HORWITH	CHUX182
03/25/09	04/27/09	005128134	73402	76,880	52,180	24,700	32.1%	COPR	HORWITH	CHUX249
03/25/09	04/27/09	005128135	73403	67,160	51,940	15,220	22.7%	COPR	HORWITH	CHUX249
03/25/09	04/27/09	005128136	73404	46,980	49,940	(2,960)	-6.3%	COPR	HORWITH	CHUX249
03/25/09	04/27/09	005128137	73405	65,600	50,220	15,380	23.4%	COPR	HORWITH	CHUX261
03/25/09	04/27/09	005128138	73406	67,040	49,920	17,120	25.5%	COPR	HORWITH	CHUX261
03/25/09	04/27/09	005128139	73407	33,360	50,700	(17,340)	-52.0%	COPR	HORWITH	CHUX261
03/25/09	04/27/09	005128140	73408	333,080	51,580	281,500	84.5%	COPR	HORWITH	CHUX261
03/26/09	04/27/09	005128141	73409	22,080	49,680	(27,600)	-125.0%	COPR	HORWITH	CITX300124
03/26/09	04/27/09	005128142	73410	69,300	49,680	19,620	28.3%	COPR	HORWITH	CITX300124
03/26/09	04/27/09	005128143	73411	66,260	49,260	17,000	25.7%	COPR	HORWITH	CITX300124
03/26/09	04/27/09	005128144	73412	38,200	50,440	(12,240)	-32.0%	COPR	HORWITH	CITX300124
03/26/09	04/20/09	005128145	73413	68,880	51,040	17,840	25.9%	COPR	HORWITH	JTLX264
03/26/09	04/20/09	005128146	73414	66,860	49,580	17,280	25.8%	COPR	HORWITH	JTLX264
03/26/09	04/20/09	005128147	73415	30,080	50,480	(20,400)	-67.8%	COPR	HORWITH	JTLX264
03/26/09	04/20/09	005128148	73416	30,080	50,200	(20,120)	-66.9%	COPR	HORWITH	JTLX264
03/26/09	04/20/09	005128149	73417	59,220	50,720	8,500	14.4%	COPR	HORWITH	CHUX297
03/26/09	04/20/09	005128150	73418	68,340	50,300	18,040	26.4%	COPR	HORWITH	CHUX297
03/26/09	04/20/09	005128151	73419	34,540	49,260	(14,720)	-42.6%	COPR	HORWITH	CHUX297
03/26/09	04/20/09	005128152	73420	34,540	51,980	(17,440)	-50.5%	COPR	HORWITH	CHUX297
03/26/09	04/20/09	005128153	73421	35,560	51,100	(15,540)	-43.7%	COPR	HORWITH	CHUX212
03/26/09	04/20/09	005128154	73422	67,140	51,160	15,980	23.8%	COPR	HORWITH	CHUX212
03/26/09	04/20/09	005128155	73423	76,720	49,060	27,660	36.1%	COPR	HORWITH	CHUX212
03/26/09	04/27/09	005128156	73424	75,300	49,340	25,960	34.5%	COPR	HORWITH	JTLX283
03/26/09	04/20/09	005128157	73425	18,700	49,240	(30,540)	-163.3%	COPR	HORWITH	CHUX212
03/26/09	04/20/09	005128158	73426	16,960	50,460	(33,500)	-197.5%	COPR	HORWITH	CHUX247
03/26/09	04/20/09	005128159	73427	77,120	49,260	27,860	36.1%	COPR	HORWITH	CHUX247
03/26/09	04/27/09	005128160	73428	39,300	49,640	(10,340)	-26.3%	COPR	HORWITH	JTLX283
03/26/09	04/20/09	005128161	73429	69,020	50,080	18,940	27.4%	COPR	HORWITH	CHUX247
03/26/09	04/20/09	005128162	73430	32,820	50,040	(17,220)	-52.5%	COPR	HORWITH	CHUX247
03/26/09	04/27/09	005128163	73431	67,060	49,740	17,320	25.8%	COPR	HORWITH	JTLX283
03/26/09	04/27/09	005128164	73432	15,900	50,680	(34,780)	-218.7%	COPR	HORWITH	JTLX283
03/26/09	04/27/09	005128165	73433	66,260	50,340	15,920	24.0%	COPR	HORWITH	CITX300111
03/26/09	04/27/09	005128166	73434	67,300	49,460	17,840	26.5%	COPR	HORWITH	CITX300111
03/26/09	04/27/09	005128167	73435	33,100	49,940	(16,840)	-50.9%	COPR	HORWITH	CITX300111
03/26/09	04/27/09	005128168	73436	33,100	50,340	(17,240)	-52.1%	COPR	HORWITH	CITX300111
03/26/09	04/27/09	005128169	73437	8,220	49,660	(41,440)	-504.1%	COPR	HORWITH	CHUX163
03/26/09	04/27/09	005128170	73438	76,300	49,740	26,560	34.8%	COPR	HORWITH	CHUX163
03/26/09	04/27/09	005128171	73439	67,240	49,900	17,340	25.8%	COPR	HORWITH	CHUX163
03/26/09	04/27/09	005128172	73440	48,540	50,740	(2,200)	-4.5%	COPR	HORWITH	CITX300167
03/26/09	04/27/09	005128173	73441	67,680	51,480	16,200	23.9%	COPR	HORWITH	CITX300167
03/26/09	04/27/09	005128174	73442	76,200	51,620	24,580	32.3%	COPR	HORWITH	CITX300167
03/26/09	04/27/09	005128175	73443	9,040	51,000	(41,960)	-464.2%	COPR	HORWITH	CITX300167
03/26/09	04/27/09	005128176	73444	76,160	50,860	25,300	33.2%	COPR	HORWITH	CHUX150
03/26/09	04/27/09	005128177	73445	12,720	50,520	(37,800)	-297.2%	COPR	HORWITH	CHUX150
03/26/09	04/27/09	005128178	73446	68,100	49,140	18,960	27.8%	COPR	HORWITH	CHUX150
03/26/09	04/27/09	005128179	73447	44,140	51,560	(7,420)	-16.8%	COPR	HORWITH	CHUX150
03/26/09	04/27/09	005128180	73448	15,240	51,560	(36,320)	-238.3%	COPR	HORWITH	JTLX30111
03/26/09	04/27/09	005128181	73449	65,580	51,500	14,080	21.5%	COPR	HORWITH	JTLX30111
03/26/09	04/27/09	005128182	73450	67,280	52,420	14,860	22.1%	COPR	HORWITH	JTLX30111
03/26/09	04/27/09	005128183	73451	54,240	52,180	2,060	3.8%	COPR	HORWITH	JTLX30111
03/26/09	04/27/09	005128184	73452	15,240	50,580	(35,340)	-231.9%	COPR	HORWITH	JTLX30116
03/26/09	04/27/09	005128185	73453	76,060	52,460	23,600	31.0%	COPR	HORWITH	JTLX30116
03/26/09	04/27/09	005128186	73454	30,460	50,680	(20,220)	-66.4%	COPR	HORWITH	CHUX329
03/26/09	04/27/09	005128187	73455	67,580	51,740	15,840	23.4%	COPR	HORWITH	JTLX30116
03/26/09	04/27/09	005128188	73456	45,240	51,160	(5,920)	-13.1%	COPR	HORWITH	JTLX30116
03/26/09	04/27/09	005128189	73457	76,040	49,940	26,100	34.3%	COPR	HORWITH	CHUX329
03/26/09	04/27/09	005128190	73458	68,520	51,600	16,920	24.7%	COPR	HORWITH	CHUX329
03/26/09	04/27/09	005128191	73459	30,480	50,460	(19,980)	-65.6%	COPR	HORWITH	CHUX329
03/26/09	04/27/09	005128192	73460	75,680	51,060	24,620	32.5%	COPR	HORWITH	NDYX320337
03/26/09	04/27/09	005128193	73461	61,020	51,520	9,500	15.6%	COPR	HORWITH	NDYX320337
03/26/09	04/27/09	005128194	73462	33,560	51,360	(17,800)	-53.0%	COPR	HORWITH	NDYX320337
03/26/09	04/27/09	005128195	73463	33,580	48,240	(14,660)	-43.7%	COPR	HORWITH	NDYX320337
03/26/09	04/27/09	005128196	73464	67,480	49,920	17,560	26.0%	COPR	HORWITH	JTLX30136
03/26/09	04/27/09	005128197	73465	75,140	50,340	24,800	33.0%	COPR	HORWITH	JTLX30136
03/26/09	04/27/09	005128198	73466	27,800	51,120	(23,320)	-83.9%	COPR	HORWITH	JTLX30136
03/26/09	04/27/09	005128199	73467	27,820	49,880	(22,060)	-79.3%	COPR	HORWITH	JTLX30136

Honeywell

HONEYWELL SA-7 USE HAZARDOUS WASTE TRACKING (2006)										
Date Shipped	Date of Return Manifest	State Manifest	Man. Doc #	Facilty Manifest Weight (lbs)	Estimated Weight (lbs)	Manifest - Estimate (lbs)	Manifest - Estimate (%)	Material	Transporter	RAILCAR #
03/26/09	04/27/09	005128200	73468	49,520	50,880	(1,360)	-2.7%	COPR	HORWITH	CHUX163
03/26/09	04/27/09	005128201	73469	39,840	49,980	(10,140)	-25.5%	COPR	HORWITH	CHUX189
03/26/09	04/27/09	005128202	73470	66,540	49,900	16,640	25.0%	COPR	HORWITH	CHUX189
03/27/09	04/27/09	005128203	73471	66,920	50,600	16,320	24.4%	COPR	HORWITH	CHUX189
03/27/09	04/27/09	005128204	73472	27,300	50,840	(23,540)	-86.2%	COPR	HORWITH	CHUX189
03/27/09	04/27/09	005128205	73473	42,100	50,860	(8,760)	-20.8%	COPR	HORWITH	JTLX30159
03/27/09	04/27/09	005128206	73474	67,260	50,420	16,840	25.0%	COPR	HORWITH	JTLX30159
03/27/09	04/27/09	005128207	73475	66,300	50,900	15,400	23.2%	COPR	HORWITH	JTLX30159
03/27/09	04/27/09	005128208	73476	25,480	49,520	(24,040)	-94.3%	COPR	HORWITH	JTLX30159
03/27/09	04/27/09	005128209	73477	26,660	51,480	(24,820)	-93.1%	COPR	HORWITH	CHUX107
03/27/09	04/27/09	005128210	73478	68,080	49,680	18,400	27.0%	COPR	HORWITH	CHUX107
03/27/09	04/27/09	005128211	73479	76,020	50,260	25,760	33.9%	COPR	HORWITH	CHUX107
03/27/09	04/27/09	005128212	73480	33,080	52,380	(19,300)	-58.3%	COPR	HORWITH	CHUX107
03/27/09	04/27/09	005128213	73481	31,960	51,480	(19,520)	-61.1%	COPR	HORWITH	CEFX35835
03/27/09	04/27/09	005128214	73482	66,540	50,740	15,800	23.7%	COPR	HORWITH	CEFX35835
03/27/09	04/27/09	005128215	73483	75,360	49,620	25,740	34.2%	COPR	HORWITH	CEFX35835
03/27/09	04/27/09	005128216	73484	26,500	50,200	(23,700)	-89.4%	COPR	HORWITH	CEFX35835
03/27/09	04/27/09	005128217	73485	20,540	51,400	(30,860)	-150.2%	COPR	HORWITH	CITX300112
03/27/09	04/27/09	005128218	73486	69,160	50,620	18,540	26.8%	COPR	HORWITH	CITX300112
03/27/09	04/27/09	005128219	73487	68,920	51,580	17,340	25.2%	COPR	HORWITH	CITX300112
03/27/09	04/27/09	005128220	73488	47,080	50,100	(3,020)	-6.4%	COPR	HORWITH	CITX300112
03/27/09	04/27/09	005128221	73489	8,160	51,960	(43,800)	-536.8%	COPR	HORWITH	CEFX35816
03/27/09	04/27/09	005128222	73490	67,020	49,660	17,360	25.9%	COPR	HORWITH	CEFX35816
03/27/09	04/27/09	005128223	73491	76,420	50,920	25,500	33.4%	COPR	HORWITH	CEFX35816
03/27/09	04/27/09	005128224	73492	47,940	49,720	(1,780)	-3.7%	COPR	HORWITH	CEFX35816
03/27/09	04/27/09	005128225	73493	65,140	49,020	16,120	24.7%	COPR	HORWITH	CITX300104
03/27/09	04/27/09	005128226	73494	66,380	51,020	15,360	23.1%	COPR	HORWITH	CITX300104
03/27/09	04/27/09	005128227	73495	33,660	50,540	(16,880)	-50.1%	COPR	HORWITH	CITX300104
03/27/09	04/27/09	005128228	73496	33,640	51,340	(17,700)	-52.6%	COPR	HORWITH	CITX300104
03/27/09	04/27/09	005128229	73497	68,460	49,980	18,480	27.0%	COPR	HORWITH	JTLX185
03/27/09	04/27/09	005128230	73498	69,140	50,800	18,340	26.5%	COPR	HORWITH	JTLX185
03/27/09	04/27/09	005128231	73499	29,900	50,720	(20,820)	-69.6%	COPR	HORWITH	JTLX185
03/27/09	04/27/09	005128232	73500	38,200	50,900	(12,700)	-33.2%	COPR	HORWITH	JTLX30113
03/27/09	04/27/09	005128233	73501	29,880	50,380	(20,500)	-68.6%	COPR	HORWITH	JTLX185
03/27/09	04/27/09	005128234	73502	59,500	49,480	10,020	16.8%	COPR	HORWITH	JTLX30109
03/27/09	04/27/09	005128235	73503	67,560	51,160	16,400	24.3%	COPR	HORWITH	JTLX30109
03/27/09	04/27/09	005128236	73504	38,740	51,940	(13,200)	-34.1%	COPR	HORWITH	JTLX30109
03/27/09	04/27/09	005128237	73505	38,760	50,500	(11,740)	-30.3%	COPR	HORWITH	JTLX30109
03/27/09	04/27/09	005128238	73506	47,600	51,400	(3,800)	-8.0%	COPR	HORWITH	CITX300149
03/27/09	04/27/09	005128239	73507	76,860	49,920	26,940	35.1%	COPR	HORWITH	CITX300149
03/27/09	04/27/09	005128240	73508	68,020	51,180	16,840	24.8%	COPR	HORWITH	CITX300149
03/27/09	04/27/09	005128241	73509	8,880	50,280	(41,400)	-466.2%	COPR	HORWITH	CITX300149
03/27/09	04/27/09	005128242	73510	53,000	50,140	2,860	5.4%	COPR	HORWITH	JTLX30110
03/27/09	04/27/09	005128243	73511	56,120	51,460	4,660	8.3%	COPR	HORWITH	JTLX30110
03/27/09	04/27/09	005128244	73512	66,600	52,180	14,420	21.7%	COPR	HORWITH	JTLX30110
03/27/09	04/27/09	005128245	73513	29,180	51,020	(21,840)	-74.8%	COPR	HORWITH	JTLX30110
03/27/09	04/27/09	005128246	73514	50,740	49,980	760	1.5%	COPR	HORWITH	CHUX114
03/27/09	04/27/09	005128247	73515	67,960	50,560	17,400	25.6%	COPR	HORWITH	CHUX114
03/27/09	04/27/09	005128248	73516	67,320	49,520	17,800	26.4%	COPR	HORWITH	CHUX114
03/27/09	04/27/09	005128249	73517	12,440	49,760	(37,320)	-300.0%	COPR	HORWITH	CHUX114
03/27/09	04/27/09	005128250	73518	76,200	49,640	26,560	34.9%	COPR	HORWITH	JTLX30113
03/27/09	04/27/09	005128251	73519	67,980	48,080	19,900	29.3%	COPR	HORWITH	JTLX30113
03/27/09	04/27/09	005128252	73520	17,820	52,340	(34,520)	-193.7%	COPR	HORWITH	JTLX30113
03/27/09	04/27/09	005128253	73521	57,940	50,300	7,640	13.2%	COPR	HORWITH	JTLX30155
03/27/09	04/27/09	005128254	73522	66,900	51,260	15,640	23.4%	COPR	HORWITH	JTLX30155
03/27/09	04/27/09	005128255	73523	37,840	50,280	(12,440)	-32.9%	COPR	HORWITH	JTLX30155
03/27/09	04/27/09	005128256	73524	37,840	50,600	(12,760)	-33.7%	COPR	HORWITH	JTLX30155
03/27/09	04/27/09	005128257	73525	66,860	50,160	16,700	25.0%	COPR	HORWITH	CITX300110
03/27/09	04/27/09	005128258	73526	66,140	51,560	14,580	22.0%	COPR	HORWITH	CITX300110
03/27/09	04/27/09	005128259	73527	65,140	50,760	14,380	22.1%	COPR	HORWITH	CITX300110
03/27/09	04/27/09	005128260	73528	8,660	50,340	(41,680)	-481.3%	COPR	HORWITH	CITX300110
03/27/09	04/27/09	005128261	73529	76,040	49,560	26,480	34.8%	COPR	HORWITH	JTLX86
03/27/09	04/27/09	005128262	73530	41,440	50,500	(9,060)	-21.9%	COPR	HORWITH	JTLX86
03/27/09	04/27/09	005128263	73531	37,520	50,100	(12,580)	-33.5%	COPR	HORWITH	JTLX86
03/27/09	04/27/09	005128264	73532	37,500	49,900	(12,400)	-33.1%	COPR	HORWITH	JTLX86
03/30/09	04/27/09	005128265	73533	14,240	50,140	(35,900)	-252.1%	COPR	HORWITH	JTLX30131
03/30/09	04/27/09	005128266	73534	67,240	49,600	17,640	26.2%	COPR	HORWITH	JTLX30131
03/30/09	04/27/09	005128267	73535	65,240	50,860	14,380	22.0%	COPR	HORWITH	JTLX30131
03/30/09	04/27/09	005128268	73536	52,860	49,820	3,040	5.8%	COPR	HORWITH	JTLX30131
03/30/09	04/27/09	005128269	73537	64,320	50,420	13,900	21.6%	COPR	HORWITH	JTLX50
03/30/09	04/27/09	005128270	73538	66,960	50,560	16,400	24.5%	COPR	HORWITH	JTLX50
03/30/09	04/27/09	005128271	73539	32,900	50,520	(17,620)	-53.6%	COPR	HORWITH	JTLX50
03/30/09	04/27/09	005128272	73540	32,900	48,000	(15,100)	-45.9%	COPR	HORWITH	JTLX50
03/30/09	05/01/09	005128273	73541	56,480	50,780	5,700	10.1%	COPR	HORWITH	JTLX30119

HONEYWELL SA-7 USE HAZARDOUS WASTE TRACKING (2006)										
Date Shipped	Date of Return Manifest	State Manifest	Man. Doc #	Facilty Manifest Weight (lbs)	Estimated Weight (lbs)	Manifest - Estimate (lbs)	Manifest - Estimate (%)	Material	Transporter	RAILCAR #
03/30/09	05/01/09	005128274	73542	75,500	51,740	23,760	31.5%	COPR	HORWITH	JTLX30119
03/30/09	05/01/09	005128275	73543	33,260	50,600	(17,340)	-52.1%	COPR	HORWITH	JTLX30119
03/30/09	05/01/09	005128276	73544	33,260	51,160	(17,900)	-53.8%	COPR	HORWITH	JTLX30119
03/30/09	04/27/09	005128277	73545	20,680	50,200	(29,520)	-142.7%	COPR	HORWITH	CHUX142
03/30/09	04/27/09	005128278	73546	63,780	50,220	13,560	21.3%	COPR	HORWITH	CHUX142
03/30/09	04/27/09	005128279	73547	51,760	51,340	420	0.8%	COPR	HORWITH	CHUX142
03/30/09	04/27/09	005128280	73548	63,860	50,400	13,460	21.1%	COPR	HORWITH	CHUX142
03/30/09	04/27/09	005128281	73549	22,100	51,280	(29,180)	-132.0%	COPR	HORWITH	CHUX203
03/30/09	04/27/09	005128282	73550	66,240	49,400	16,840	25.4%	COPR	HORWITH	CHUX203
03/30/09	04/27/09	005128283	73551	65,080	50,860	14,220	21.9%	COPR	HORWITH	CHUX203
03/30/09	04/27/09	005128284	73552	46,040	49,660	(3,620)	-7.9%	COPR	HORWITH	CHUX203
03/30/09	04/27/09	005128285	73553	67,720	49,220	18,500	27.3%	COPR	HORWITH	JTLX268
03/30/09	04/27/09	005128286	73554	9,840	50,520	(40,680)	-413.4%	COPR	HORWITH	JTLX268
03/30/09	04/27/09	005128287	73555	74,700	50,000	24,700	33.1%	COPR	HORWITH	JTLX268
03/30/09	04/27/09	005128288	73556	66,240	48,020	18,220	27.5%	COPR	HORWITH	JTLX236
03/30/09	04/27/09	005128289	73557	44,880	49,480	(4,600)	-10.2%	COPR	HORWITH	JTLX268
03/30/09	04/27/09	005128290	73558	7,380	49,880	(42,500)	-575.9%	COPR	HORWITH	JTLX4051
03/30/09	04/27/09	005128291	73559	64,260	51,320	12,940	20.1%	COPR	HORWITH	JTLX4051
03/30/09	04/27/09	005128292	73560	68,100	50,340	17,760	26.1%	COPR	HORWITH	JTLX4051
03/30/09	04/27/09	005128293	73561	32,120	50,680	(18,560)	-57.8%	COPR	HORWITH	CHUX196
03/30/09	04/27/09	005128294	73562	60,680	50,140	10,540	17.4%	COPR	HORWITH	JTLX4051
03/30/09	04/27/09	005128295	73563	76,760	50,940	25,820	33.6%	COPR	HORWITH	CHUX196
03/30/09	04/27/09	005128296	73564	65,720	49,620	16,100	24.5%	COPR	HORWITH	CHUX196
03/30/09	04/27/09	005128297	73565	75,980	50,040	25,940	34.1%	COPR	HORWITH	JTLX236
03/30/09	04/27/09	005128298	73566	22,200	48,560	(26,360)	-118.7%	COPR	HORWITH	CHUX196
03/30/09	04/27/09	005128299	73567	29,800	50,160	(20,360)	-68.3%	COPR	HORWITH	JTLX236
03/30/09	04/27/09	005128300	73568	29,780	51,920	(22,140)	-74.3%	COPR	HORWITH	JTLX236
03/30/09	04/27/09	005128301	73569	11,380	50,980	(39,600)	-348.0%	COPR	HORWITH	NDYX320459
03/30/09	04/27/09	005128302	73570	56,260	51,500	4,760	8.5%	COPR	HORWITH	NDYX320459
03/30/09	04/27/09	005128303	73571	64,360	50,040	14,320	22.2%	COPR	HORWITH	NDYX320459
03/30/09	04/27/09	005128304	73572	66,480	52,400	14,080	21.2%	COPR	HORWITH	NDYX320459
03/30/09	04/27/09	005128305	73573	67,880	50,680	17,200	25.3%	COPR	HORWITH	NDYX320427
03/30/09	04/27/09	005128306	73574	75,660	51,600	24,060	31.8%	COPR	HORWITH	NDYX320427
03/30/09	04/27/09	005128307	73575	33,460	51,540	(18,080)	-54.0%	COPR	HORWITH	NDYX320427
03/30/09	04/27/09	005128308	73576	33,480	52,100	(18,620)	-55.6%	COPR	HORWITH	NDYX320427
03/30/09	04/27/09	005128309	73577	45,060	52,400	(7,340)	-16.3%	COPR	HORWITH	CEFX35248
03/30/09	04/27/09	005128310	73578	65,660	50,720	14,940	22.8%	COPR	HORWITH	CEFX35248
03/30/09	04/27/09	005128311	73579	75,940	51,520	24,420	32.2%	COPR	HORWITH	CEFX35248
03/30/09	04/27/09	005128312	73580	15,460	49,640	(34,180)	-221.1%	COPR	HORWITH	CEFX35248
03/30/09	04/27/09	005128313	73581	24,540	49,120	(24,580)	-100.2%	COPR	HORWITH	CEFX35830
03/30/09	04/27/09	005128314	73582	76,720	51,160	25,560	33.3%	COPR	HORWITH	CEFX35830
03/30/09	04/27/09	005128315	73583	64,980	51,160	13,820	21.3%	COPR	HORWITH	CEFX35830
03/30/09	04/27/09	005128316	73584	38,020	51,260	(13,240)	-34.8%	COPR	HORWITH	JTLX30152
03/30/09	04/27/09	005128317	73585	34,800	51,880	(17,080)	-49.1%	COPR	HORWITH	CEFX35830
03/30/09	04/27/09	005128318	73586	65,400	51,840	13,560	20.7%	COPR	HORWITH	JTLX30152
03/30/09	04/27/09	005128319	73587	56,060	49,640	6,420	11.5%	COPR	HORWITH	JTLX30152
03/30/09	04/27/09	005128320	73588	41,780	50,600	(8,820)	-21.1%	COPR	HORWITH	JTLX30152
03/30/09	04/27/09	005128321	73589	35,900	49,060	(13,160)	-36.7%	COPR	HORWITH	CHUX208
03/30/09	04/27/09	005128322	73590	68,140	51,140	17,000	24.9%	COPR	HORWITH	CHUX208
03/30/09	04/27/09	005128323	73591	68,340	50,940	17,400	25.5%	COPR	HORWITH	CHUX208
03/30/09	04/27/09	005128324	73592	29,860	51,140	(21,280)	-71.3%	COPR	HORWITH	CHUX208
03/30/09	04/27/09	005128325	73593	66,560	50,240	16,320	24.5%	COPR	HORWITH	JTLX30163
03/30/09	04/27/09	005128326	73594	19,240	49,540	(30,300)	-157.5%	COPR	HORWITH	JTLX30163
03/30/09	04/27/09	005128327	73595	76,680	51,080	25,600	33.4%	COPR	HORWITH	JTLX30163
03/30/09	04/27/09	005128328	73596	31,820	51,060	(19,240)	-60.5%	COPR	HORWITH	JTLX30163
03/31/09	04/27/09	005128331	73597	28,640	50,880	(22,240)	-77.7%	COPR	HORWITH	JTLX30138
03/31/09	04/27/09	005128332	73598	76,940	50,080	26,860	34.9%	COPR	HORWITH	JTLX30138
03/31/09	04/27/09	005128333	73599	77,140	50,800	26,340	34.1%	COPR	HORWITH	JTLX30138
03/31/09	04/27/09	005128334	73600	15,780	51,360	(35,580)	-225.5%	COPR	HORWITH	JTLX30138
03/31/09	04/27/09	005128335	73601	61,420	49,900	11,520	18.8%	COPR	HORWITH	CEFX35802
03/31/09	04/27/09	005128336	73602	77,480	50,020	27,460	35.4%	COPR	HORWITH	CEFX35802
03/31/09	04/27/09	005128337	73603	34,060	50,460	(16,400)	-48.2%	COPR	HORWITH	CEFX35802
03/31/09	04/27/09	005128338	73604	34,060	49,860	(15,800)	-46.4%	COPR	HORWITH	CEFX35802
03/31/09	05/01/09	005128339	73605	68,960	50,840	18,120	26.3%	COPR	HORWITH	CITX300160
03/31/09	05/01/09	005128340	73606	66,360	50,980	15,380	23.2%	COPR	HORWITH	CITX300160
03/31/09	05/01/09	005128341	73607	32,040	51,960	(19,920)	-62.2%	COPR	HORWITH	CITX300160
03/31/09	05/01/09	005128342	73608	32,020	52,340	(20,320)	-63.5%	COPR	HORWITH	CITX300160
03/31/09	05/01/09	005128343	73609	16,840	52,020	(35,180)	-208.9%	COPR	HORWITH	JTLX30118
03/31/09	05/01/09	005128344	73610	75,400	49,800	25,600	34.0%	COPR	HORWITH	JTLX30118
03/31/09	05/01/09	005128345	73611	67,900	48,020	19,880	29.3%	COPR	HORWITH	JTLX30118
03/31/09	05/01/09	005128346	73612	35,460	49,780	(14,320)	-40.4%	COPR	HORWITH	JTLX30118
03/31/09	05/01/09	005128347	73613	64,720	48,220	16,500	25.5%	COPR	HORWITH	CHUX138
03/31/09	05/01/09	005128348	73614	76,500	49,860	26,640	34.8%	COPR	HORWITH	CHUX138
03/31/09	05/01/09	005128349	73615	15,180	49,260	(34,080)	-224.5%	COPR	HORWITH	CITX300033

HONEYWELL SA-7 USE HAZARDOUS WASTE TRACKING (2006)										
Date Shipped	Date of Return Manifest	State Manifest	Man. Doc #	Facilty Manifest Weight (lbs)	Estimated Weight (lbs)	Manifest - Estimate (lbs)	Manifest - Estimate (%)	Material	Transporter	RAILCAR #
03/31/09	05/01/09	005128350	73616	32,560	50,700	(18,140)	-55.7%	COPR	HORWITH	CHUX138
03/31/09	05/01/09	005128351	73617	32,540	50,820	(18,280)	-56.2%	COPR	HORWITH	CHUX138
03/31/09	05/01/09	005128352	73618	67,800	50,040	17,760	26.2%	COPR	HORWITH	CITX300033
03/31/09	05/01/09	005128353	73619	76,220	51,520	24,700	32.4%	COPR	HORWITH	CITX300033
03/31/09	05/01/09	005128354	73620	41,420	50,980	(9,560)	-23.1%	COPR	HORWITH	CITX300033
03/31/09	05/01/09	005128355	73621	12,920	51,820	(38,900)	-301.1%	COPR	HORWITH	CHUX272
03/31/09	05/01/09	005128356	73622	69,880	51,480	18,400	26.3%	COPR	HORWITH	CHUX272
03/31/09	05/01/09	005128357	73623	66,900	51,980	14,920	22.3%	COPR	HORWITH	CHUX272
03/31/09	05/01/09	005128358	73624	60,760	52,260	8,500	14.0%	COPR	HORWITH	CHUX272
03/31/09	05/01/09	005128359	73625	67,620	50,760	16,860	24.9%	COPR	HORWITH	CHUX304
03/31/09	05/01/09	005128360	73626	40,960	49,460	(8,500)	-20.8%	COPR	HORWITH	CHUX304
03/31/09	05/01/09	005128361	73627	76,300	50,600	25,700	33.7%	COPR	HORWITH	CHUX304
03/31/09	05/01/09	005128362	73628	11,580	48,940	(37,360)	-322.6%	COPR	HORWITH	CHUX304
03/31/09	05/01/09	005128363	73629	9,140	50,720	(41,580)	-454.9%	COPR	HORWITH	JTLX146
03/31/09	05/01/09	005128364	73630	35,840	50,980	(15,140)	-42.2%	COPR	HORWITH	CHUX238
03/31/09	05/01/09	005128365	73631	76,020	51,140	24,880	32.7%	COPR	HORWITH	CHUX238
03/31/09	04/27/09	005128366	73632	52,800	50,360	2,440	4.6%	COPR	HORWITH	JTLX156
03/31/09	05/01/09	005128367	73633	15,700	50,400	(34,700)	-221.0%	COPR	HORWITH	JTLX30126
03/31/09	05/01/09	005128368	73634	25,100	52,360	(27,260)	-108.6%	COPR	HORWITH	CHUX238
03/31/09	05/01/09	005128369	73635	66,740	49,120	17,620	26.4%	COPR	HORWITH	CHUX238
03/31/09	05/01/09	005128370	73636	28,440	50,040	(21,600)	-75.9%	COPR	HORWITH	CHUX222
03/31/09	05/01/09	005128371	73637	66,220	49,740	16,480	24.9%	COPR	HORWITH	CHUX222
03/31/09	05/01/09	005128372	73638	75,440	48,840	26,600	35.3%	COPR	HORWITH	CHUX222
03/31/09	05/01/09	005128373	73639	28,160	51,080	(22,920)	-81.4%	COPR	HORWITH	CHUX222
03/31/09	05/01/09	005128374	73640	66,800	52,460	14,340	21.5%	COPR	HORWITH	JTLX151
03/31/09	05/01/09	005128375	73641	77,660	48,900	28,760	37.0%	COPR	HORWITH	CITX300116
03/31/09	05/01/09	005128376	73642	68,280	50,160	18,120	26.5%	COPR	HORWITH	JTLX151
03/31/09	05/01/09	005128377	73643	31,520	51,260	(19,740)	-62.6%	COPR	HORWITH	JTLX151
03/31/09	05/01/09	005128378	73644	31,520	51,240	(19,720)	-62.6%	COPR	HORWITH	JTLX151
03/31/09	05/01/09	005128379	73645	44,800	50,140	(5,340)	-11.9%	COPR	HORWITH	CITX300116
03/31/09	05/01/09	005128380	73646	34,500	50,680	(16,180)	-46.9%	COPR	HORWITH	CITX300116
03/31/09	05/01/09	005128381	73647	34,500	52,160	(17,660)	-51.2%	COPR	HORWITH	CITX300116
03/31/09	05/01/09	005128382	73648	65,960	50,160	15,800	24.0%	COPR	HORWITH	JTLX30126
03/31/09	05/01/09	005128383	73649	63,860	50,160	13,700	21.5%	COPR	HORWITH	JTLX30126
03/31/09	05/01/09	005128384	73650	67,480	49,620	17,860	26.5%	COPR	HORWITH	JTLX30146
03/31/09	05/01/09	005128385	73651	75,220	51,360	23,860	31.7%	COPR	HORWITH	JTLX30146
03/31/09	05/01/09	005128386	73652	48,480	50,000	(1,520)	-3.1%	COPR	HORWITH	JTLX30126
03/31/09	05/01/09	005128387	73653	47,100	50,180	(3,080)	-6.5%	COPR	HORWITH	JTLX30146
03/31/09	05/01/09	005128388	73654	17,040	49,620	(32,580)	-191.2%	COPR	HORWITH	JTLX239
03/31/09	05/01/09	005128389	73655	67,160	51,360	15,800	23.5%	COPR	HORWITH	JTLX239
03/31/09	05/01/09	005128390	73656	39,280	50,100	(10,820)	-27.5%	COPR	HORWITH	JTLX239
03/31/09	05/01/09	005128391	73657	75,940	48,340	27,600	36.3%	COPR	HORWITH	JTLX239
03/31/09	05/01/09	005128392	73658	51,500	49,520	1,980	3.8%	COPR	HORWITH	JTLX30171
03/31/09	05/01/09	005128393	73659	75,960	50,640	25,320	33.3%	COPR	HORWITH	JTLX30171
03/31/09	05/01/09	005128394	73660	33,480	50,360	(16,880)	-50.4%	COPR	HORWITH	JTLX30171
03/31/09	04/27/09	005128395	73661	68,660	50,060	18,600	27.1%	COPR	HORWITH	JTLX156
03/31/09	05/01/09	005128396	73662	33,500	49,980	(16,480)	-49.2%	COPR	HORWITH	JTLX30171

05/19/90	SITE TONS (Month)	MAR SUB-TOTAL:	65,740,120	66,024,740	(284,620)	-0.43%
05/23/53	TONS (Site)	CUMULATIVE TOTAL:	183,998,240	185,102,900	(1,104,660)	-0.60%
11/18/51	TONS (Facility)	CUMULATIVE TOTAL:	183,998,240	185,102,900	(1,104,660)	-0.60%

04/01/09	04/27/09	005128398	73663	40,920	49,200	(8,280)	-20.2%	COPR	HORWITH	JTLX30108
04/01/09	04/27/09	005128399	73664	76,460	49,820	26,640	34.8%	COPR	HORWITH	JTLX30108
04/01/09	04/27/09	005128400	73665	67,560	50,460	17,100	25.3%	COPR	HORWITH	JTLX30108
04/01/09	04/27/09	005128401	73666	11,480	51,280	(39,800)	-346.7%	COPR	HORWITH	JTLX30108
04/01/09	04/27/09	005128402	73667	14,040	51,900	(37,860)	-269.7%	COPR	HORWITH	CITX300133
04/01/09	04/27/09	005128403	73668	76,180	48,500	27,680	36.3%	COPR	HORWITH	CITX300133
04/01/09	04/27/09	005128404	73669	67,740	49,720	18,020	26.6%	COPR	HORWITH	CITX300133
04/01/09	04/27/09	005128405	73670	40,340	48,340	(8,000)	-19.8%	COPR	HORWITH	CITX300133
04/01/09	04/27/09	005128406	73671	42,620	50,760	(8,140)	-19.1%	COPR	HORWITH	CITX300118
04/01/09	04/27/09	005128407	73672	64,960	50,540	14,420	22.2%	COPR	HORWITH	CITX300118
04/01/09	04/27/09	005128408	73673	66,900	52,420	14,480	21.6%	COPR	HORWITH	CITX300118
04/01/09	04/27/09	005128409	73674	26,160	51,120	(24,960)	-95.4%	COPR	HORWITH	CITX300118
04/01/09	04/27/09	005128410	73675	11,100	52,060	(40,960)	-369.0%	COPR	HORWITH	CITX300158
04/01/09	04/27/09	005128411	73676	67,220	48,860	18,360	27.3%	COPR	HORWITH	CITX300158
04/01/09	04/27/09	005128412	73677	76,200	51,160	25,040	32.9%	COPR	HORWITH	CITX300158
04/01/09	04/27/09	005128413	73678	49,440	51,100	(1,660)	-3.4%	COPR	HORWITH	CITX300158
04/01/09	04/27/09	005128414	73679	65,100	49,200	15,900	24.4%	COPR	HORWITH	CHUX144
04/01/09	04/27/09	005128415	73680	75,540	51,840	23,700	31.4%	COPR	HORWITH	CHUX144
04/01/09	04/27/09	005128416	73681	29,420	49,880	(20,460)	-69.5%	COPR	HORWITH	CHUX144
04/01/09	04/27/09	005128417	73682	29,420	50,620	(21,200)	-72.1%	COPR	HORWITH	CHUX144
04/01/09	04/27/09	005128418	73683	8,020	49,800	(41,780)	-520.9%	COPR	HORWITH	JTLX30112

HONEYWELL SA-7 USE HAZARDOUS WASTE TRACKING (2006)										
Date Shipped	Date of Return Manifest	State Manifest	Man. Doc #	Facilty Manifest Weight (lbs)	Estimated Weight (lbs)	Manifest - Estimate (lbs)	Manifest - Estimate (%)	Material	Transporter	RAILCAR #
04/01/09	04/27/09	005128419	73684	66,420	51,520	14,900	22.4%	COPR	HORWITH	JTLX30112
04/01/09	04/27/09	005128420	73685	66,280	49,200	17,080	25.8%	COPR	HORWITH	JTLX30112
04/01/09	04/27/09	005128421	73686	54,180	50,720	3,460	6.4%	COPR	HORWITH	JTLX30112
04/01/09	04/27/09	005128422	73687	66,620	49,460	17,160	25.8%	COPR	HORWITH	CHUX166
04/01/09	05/01/09	005128423	73688	75,640	49,300	26,340	34.8%	COPR	HORWITH	NDYX320437
04/01/09	05/01/09	005128424	73689	30,640	49,300	(18,660)	-60.9%	COPR	HORWITH	NDYX320437
04/01/09	05/01/09	005128425	73690	76,540	50,600	25,940	33.9%	COPR	HORWITH	NDYX320437
04/01/09	05/01/09	005128426	73691	15,380	49,940	(34,560)	-224.7%	COPR	HORWITH	NDYX320437
04/01/09	04/27/09	005128427	73692	66,540	49,620	16,920	25.4%	COPR	HORWITH	CEFX35244
04/01/09	04/27/09	005128428	73693	76,600	51,960	24,640	32.2%	COPR	HORWITH	CEFX35244
04/01/09	04/27/09	005128429	73694	25,700	48,720	(23,020)	-89.6%	COPR	HORWITH	CEFX35244
04/01/09	04/27/09	005128430	73695	25,680	51,920	(26,240)	-102.2%	COPR	HORWITH	CEFX35244
04/01/09	04/27/09	005128431	73696	76,600	51,900	24,700	32.2%	COPR	HORWITH	CHUX166
04/01/09	04/27/09	005128432	73697	29,880	50,980	(21,100)	-70.6%	COPR	HORWITH	CHUX166
04/01/09	04/27/09	005128433	73698	29,900	51,900	(22,000)	-73.6%	COPR	HORWITH	CHUX166
04/01/09	04/27/09	005128434	73699	35,760	50,340	(14,580)	-40.8%	COPR	HORWITH	CHUX323
04/01/09	04/27/09	005128435	73700	75,740	50,620	25,120	33.2%	COPR	HORWITH	CHUX323
04/01/09	04/27/09	005128436	73701	23,960	50,880	(26,920)	-112.4%	COPR	HORWITH	CHUX323
04/01/09	04/27/09	005128437	73702	66,640	50,920	15,720	23.6%	COPR	HORWITH	CHUX323
04/01/09	04/27/09	005128438	73703	25,320	50,120	(24,800)	-97.9%	COPR	HORWITH	CITX300152
04/01/09	04/27/09	005128439	73704	68,140	51,680	16,460	24.2%	COPR	HORWITH	CITX300152
04/01/09	04/27/09	005128440	73705	69,020	52,080	16,940	24.5%	COPR	HORWITH	CITX300152
04/01/09	04/27/09	005128441	73706	37,960	51,960	(14,000)	-36.9%	COPR	HORWITH	CITX300152
04/01/09	04/27/09	005128442	73707	67,400	52,560	14,840	22.0%	COPR	HORWITH	JTLX156
04/01/09	04/27/09	005128443	73708	15,360	51,780	(36,420)	-237.1%	COPR	HORWITH	JTLX156
04/01/09	04/27/09	005128444	73709	29,300	50,500	(21,200)	-72.4%	COPR	HORWITH	CHUX318
04/01/09	04/27/09	005128445	73710	68,160	52,020	16,140	23.7%	COPR	HORWITH	CHUX318
04/01/09	04/27/09	005128446	73711	67,440	51,080	16,360	24.3%	COPR	HORWITH	CHUX318
04/01/09	04/27/09	005128447	73712	37,440	51,300	(13,860)	-37.0%	COPR	HORWITH	CHUX318
04/01/09	04/27/09	005128448	73713	19,600	52,360	(32,760)	-167.1%	COPR	HORWITH	NDYX320344
04/01/09	04/27/09	005128449	73714	65,100	50,880	14,220	21.8%	COPR	HORWITH	NDYX320344
04/01/09	04/27/09	005128450	73715	65,180	51,900	13,280	20.4%	COPR	HORWITH	NDYX320344
04/01/09	04/27/09	005128451	73716	55,860	49,400	6,460	11.6%	COPR	HORWITH	NDYX320344
04/01/09	04/27/09	005128452	73717	36,220	52,200	(15,980)	-44.1%	COPR	HORWITH	CITX300041
04/01/09	04/27/09	005128453	73718	66,380	51,560	14,820	22.3%	COPR	HORWITH	CITX300041
04/01/09	04/27/09	005128454	73719	66,440	51,120	15,320	23.1%	COPR	HORWITH	CITX300041
04/01/09	04/27/09	005128455	73720	35,800	52,120	(16,320)	-45.6%	COPR	HORWITH	CITX300041
04/01/09	04/27/09	005128456	73721	16,860	51,180	(34,320)	-203.6%	COPR	HORWITH	JTLX30157
04/01/09	04/27/09	005128457	73722	48,020	52,420	(4,400)	-9.2%	COPR	HORWITH	JTLX30157
04/01/09	04/27/09	005128458	73723	68,260	51,600	16,660	24.4%	COPR	HORWITH	JTLX30157
04/01/09	04/27/09	005128459	73724	68,320	48,720	19,600	28.7%	COPR	HORWITH	JTLX30157
04/01/09	04/27/09	005128460	73725	18,280	51,600	(33,320)	-182.3%	COPR	HORWITH	CHUX295
04/01/09	04/27/09	005128461	73726	76,380	50,280	26,100	34.2%	COPR	HORWITH	CHUX295
04/01/09	04/27/09	005128462	73727	75,520	50,300	25,220	33.4%	COPR	HORWITH	CHUX295
04/01/09	04/27/09	005128463	73728	30,860	50,460	(19,600)	-63.5%	COPR	HORWITH	CHUX295
04/02/09	05/01/09	005128464	73729	38,480	51,320	(12,840)	-33.4%	COPR	HORWITH	JTLX127
04/02/09	05/01/09	005128465	73730	68260	51540	16,720	24.5%	COPR	HORWITH	JTLX127
04/02/09	05/01/09	005128466	73731	66,560	50,980	15,580	23.4%	COPR	HORWITH	JTLX127
04/02/09	05/01/09	005128467	73732	30,660	51,420	(20,760)	-67.7%	COPR	HORWITH	JTLX127
04/02/09	05/01/09	005128468	73733	11,780	49,660	(37,880)	-321.6%	COPR	HORWITH	JTLX152
04/02/09	05/01/09	005128469	73734	66,440	49,540	16,900	25.4%	COPR	HORWITH	JTLX152
04/02/09	05/01/09	005128470	73735	76,060	51,000	25,060	32.9%	COPR	HORWITH	JTLX152
04/02/09	05/01/09	005128471	73736	38,460	48,060	(9,600)	-25.0%	COPR	HORWITH	JTLX152
04/02/09	05/01/09	005128472	73737	26,420	51,740	(25,320)	-95.8%	COPR	HORWITH	CHUX251
04/02/09	05/01/09	005128473	73738	65,620	51,420	14,200	21.6%	COPR	HORWITH	CHUX251
04/02/09	05/01/09	005128474	73739	64,900	51,560	13,340	20.6%	COPR	HORWITH	CHUX251
04/02/09	05/01/09	005128475	73740	44,280	50,840	(6,560)	-14.8%	COPR	HORWITH	CHUX251
04/02/09	05/01/09	005128476	73741	12,200	48,900	(36,700)	-300.8%	COPR	HORWITH	CEFX35832
04/02/09	05/01/09	005128477	73742	76,640	49,620	27,020	35.3%	COPR	HORWITH	CEFX35832
04/02/09	05/01/09	005128478	73743	68,100	50,280	17,820	26.2%	COPR	HORWITH	CEFX35832
04/02/09	05/01/09	005128479	73744	41,320	49,560	(8,240)	-19.9%	COPR	HORWITH	CEFX35832
04/02/09	05/01/09	005128480	73745	76,680	49,300	27,380	35.7%	COPR	HORWITH	CHUX271
04/02/09	05/01/09	005128481	73746	46,000	50,080	(4,080)	-8.9%	COPR	HORWITH	CHUX271
04/02/09	05/01/09	005128482	73747	69,400	50,620	18,780	27.1%	COPR	HORWITH	CHUX271
04/02/09	05/01/09	005128483	73748	7,340	51,200	(43,860)	-597.5%	COPR	HORWITH	CHUX271
04/02/09	05/01/09	005128484	73749	59,380	50,660	8,720	14.7%	COPR	HORWITH	JTLX271
04/02/09	05/01/09	005128485	73750	77,100	49,440	27,660	35.9%	COPR	HORWITH	JTLX271
04/02/09	05/01/09	005128486	73751	30,020	50,600	(20,580)	-68.6%	COPR	HORWITH	JTLX271
04/02/09	05/01/09	005128487	73752	30,020	48,720	(18,700)	-62.3%	COPR	HORWITH	JTLX271
04/02/09	05/01/09	005128488	73753	16,940	48,860	(31,920)	-188.4%	COPR	HORWITH	CHUX192
04/02/09	05/01/09	005128489	73754	68,240	49,100	19,140	28.0%	COPR	HORWITH	CHUX192
04/02/09	05/01/09	005128490	73755	66,680	50,200	16,480	24.7%	COPR	HORWITH	CHUX192
04/02/09	05/01/09	005128491	73756	46,800	49,600	(2,800)	-6.0%	COPR	HORWITH	CHUX192
04/02/09	05/01/09	005128492	73757	66,680	49,520	17,160	25.7%	COPR	HORWITH	NDYX320318

HONEYWELL SA-7 USE HAZARDOUS WASTE TRACKING (2006)										
Date Shipped	Date of Return Manifest	State Manifest	Man. Doc #	Facilty Manifest Weight (lbs)	Estimated Weight (lbs)	Manifest - Estimate (lbs)	Manifest - Estimate (%)	Material	Transporter	RAILCAR #
04/02/09	05/01/09	005128493	73758	77,680	51,520	26,160	33.7%	COPR	HORWITH	NDYX320318
04/02/09	05/01/09	005128494	73759	29,720	50,480	(20,760)	-69.9%	COPR	HORWITH	NDYX320318
04/02/09	05/01/09	005128495	73760	20,700	50,620	(29,920)	-144.5%	COPR	HORWITH	NDYX320318
04/02/09	05/01/09	005128496	73761	33,880	49,020	(15,140)	-44.7%	COPR	HORWITH	CHUX184
04/02/09	05/01/09	005128497	73762	65,480	49,200	16,280	24.9%	COPR	HORWITH	JTLX118
04/02/09	05/01/09	005128498	73763	67,620	49,960	17,660	26.1%	COPR	HORWITH	JTLX118
04/02/09	05/01/09	005128499	73764	33,820	51,920	(18,100)	-53.5%	COPR	HORWITH	JTLX118
04/02/09	05/01/09	005128500	73765	33,820	51,120	(17,300)	-51.2%	COPR	HORWITH	JTLX118
04/02/09	05/01/09	005128501	73766	76,640	50,400	26,240	34.2%	COPR	HORWITH	CHUX215
04/02/09	05/01/09	005128502	73767	42,440	50,820	(8,380)	-19.7%	COPR	HORWITH	CHUX215
04/02/09	05/01/09	005128503	73768	67,640	50,120	17,520	25.9%	COPR	HORWITH	CHUX215
04/02/09	05/01/09	005128504	73769	9,780	49,640	(39,860)	-407.6%	COPR	HORWITH	CHUX215
04/02/09	05/01/09	005128505	73770	35,300	51,400	(16,100)	-45.6%	COPR	HORWITH	CHUX258
04/02/09	05/01/09	005128506	73771	66,320	52,460	13,860	20.9%	COPR	HORWITH	CHUX258
04/02/09	05/01/09	005128507	73772	67,180	51,300	15,880	23.6%	COPR	HORWITH	CHUX258
04/02/09	05/01/09	005128508	73773	33,360	49,080	(15,720)	-47.1%	COPR	HORWITH	CHUX258
04/02/09	05/01/09	005128509	73774	67,580	50,480	17,100	25.3%	COPR	HORWITH	CHUX184
04/02/09	05/01/09	005128510	73775	66,300	50,060	16,240	24.5%	COPR	HORWITH	CHUX184
04/02/09	05/01/09	005128511	73776	30,060	50,760	(20,700)	-68.9%	COPR	HORWITH	CHUX184
04/02/09	05/01/09	005128512	73777	76,280	50,420	25,860	33.9%	COPR	HORWITH	JTLX74
04/02/09	05/01/09	005128513	73778	67,940	51,980	15,960	23.5%	COPR	HORWITH	JTLX74
04/02/09	05/01/09	005128514	73779	29,840	51,220	(21,380)	-71.6%	COPR	HORWITH	JTLX74
04/02/09	05/01/09	005128515	73780	29,840	50,880	(21,040)	-70.5%	COPR	HORWITH	JTLX74
04/02/09	05/01/09	005128516	73781	65,060	50,240	14,820	22.8%	COPR	HORWITH	CEFX35825
04/02/09	05/01/09	005128517	73782	66,300	49,760	16,540	24.9%	COPR	HORWITH	CEFX35825
04/02/09	05/01/09	005128518	73783	33,480	50,740	(17,260)	-51.6%	COPR	HORWITH	CEFX35825
04/02/09	05/01/09	005128519	73784	31,460	50,200	(18,740)	-59.6%	COPR	HORWITH	CEFX35801
04/02/09	05/01/09	005128520	73785	33,480	50,140	(16,660)	-49.8%	COPR	HORWITH	CEFX35825
04/02/09	05/01/09	005128521	73786	65,280	49,880	15,400	23.6%	COPR	HORWITH	CEFX35801
04/02/09	05/01/09	005128522	73787	66,040	50,680	15,360	23.3%	COPR	HORWITH	CEFX35801
04/02/09	05/01/09	005128523	73788	36,260	50,320	(14,060)	-38.8%	COPR	HORWITH	CEFX35801
04/02/09	05/01/09	005128524	73789	30,880	48,600	(17,720)	-57.4%	COPR	HORWITH	CHUX277
04/02/09	05/01/09	005128525	73790	24,760	51,140	(26,380)	-106.5%	COPR	HORWITH	CHUX277
04/02/09	05/01/09	005128526	73791	76,180	50,980	25,200	33.1%	COPR	HORWITH	CHUX277
04/02/09	05/01/09	005128527	73792	68,000	51,860	16,140	23.7%	COPR	HORWITH	CHUX277
04/02/09	05/01/09	005128528	73793	48,740	50,280	(1,540)	-3.2%	COPR	HORWITH	CITX300145
04/02/09	05/01/09	005128529	73794	67,860	50,540	17,320	25.5%	COPR	HORWITH	CITX300145
04/03/09	05/01/09	005128530	73795	46,840	48,460	(1,620)	-3.5%	COPR	HORWITH	JTLX30142
04/03/09	05/01/09	005128531	73796	77,000	49,780	27,220	35.4%	COPR	HORWITH	JTLX30142
04/03/09	05/01/09	005128532	73797	34,100	50,240	(16,140)	-47.3%	COPR	HORWITH	JTLX30142
04/03/09	05/01/09	005128533	73798	34,120	50,980	(16,860)	-49.4%	COPR	HORWITH	JTLX30142
04/03/09	05/01/09	005128534	73799	56,100	51,720	4,380	7.8%	COPR	HORWITH	CEFX35851
04/03/09	05/01/09	005128535	73800	47,240	50,820	(3,580)	-7.6%	COPR	HORWITH	CEFX35851
04/03/09	05/01/09	005128536	73801	29,940	50,040	(20,100)	-67.1%	COPR	HORWITH	CEFX35851
04/03/09	05/01/09	005128537	73802	66,620	49,260	17,360	26.1%	COPR	HORWITH	CEFX35851
04/03/09	05/01/09	005128538	73803	65,560	50,400	15,160	23.1%	COPR	HORWITH	CITX300145
04/03/09	05/01/09	005128539	73804	18,380	51,920	(33,540)	-182.5%	COPR	HORWITH	CITX300145
04/03/09	05/01/09	005128540	73805	29,940	50,120	(20,180)	-67.4%	COPR	HORWITH	CEFX35827
04/03/09	05/01/09	005128541	73806	76,420	49,660	26,760	35.0%	COPR	HORWITH	CEFX35827
04/03/09	05/01/09	005128542	73807	67,980	50,280	17,700	26.0%	COPR	HORWITH	CEFX35827
04/03/09	05/01/09	005128543	73808	19,900	49,340	(29,440)	-147.9%	COPR	HORWITH	CEFX35827
04/03/09	05/01/09	005128544	73809	17,740	49,440	(31,700)	-178.7%	COPR	HORWITH	CITX300136
04/03/09	05/01/09	005128545	73810	68,120	51,100	17,020	25.0%	COPR	HORWITH	CITX300136
04/03/09	05/01/09	005128546	73811	67,020	50,420	16,600	24.8%	COPR	HORWITH	CITX300136
04/03/09	05/01/09	005128547	73812	47,480	50,740	(3,260)	-6.9%	COPR	HORWITH	CITX300136
04/03/09	05/01/09	005128548	73813	30,340	49,360	(19,020)	-62.7%	COPR	HORWITH	CHUX328
04/03/09	05/01/09	005128549	73814	77,360	49,460	27,900	36.1%	COPR	HORWITH	CHUX328
04/03/09	05/01/09	005128550	73815	68,400	49,980	18,420	26.9%	COPR	HORWITH	CHUX328
04/03/09	05/01/09	005128551	73816	54,740	50,420	4,320	7.9%	COPR	HORWITH	CHUX239
04/03/09	05/01/09	005128552	73817	21,260	49,440	(28,180)	-132.5%	COPR	HORWITH	CHUX328
04/03/09	05/01/09	005128553	73818	75,700	50,400	25,300	33.4%	COPR	HORWITH	CHUX239
04/03/09	05/01/09	005128554	73819	34,000	50,560	(16,560)	-48.7%	COPR	HORWITH	CHUX239
04/03/09	05/01/09	005128555	73820	34,000	51,160	(17,160)	-50.5%	COPR	HORWITH	CHUX239
04/03/09	05/01/09	005128556	73821	43,700	50,640	(6,940)	-15.9%	COPR	HORWITH	JTLX30148
04/03/09	05/01/09	005128557	73822	65,760	51,160	14,600	22.2%	COPR	HORWITH	JTLX30148
04/03/09	05/01/09	005128558	73823	66,520	48,320	18,200	27.4%	COPR	HORWITH	JTLX30148
04/03/09	05/01/09	005128559	73824	18,900	48,980	(30,080)	-159.2%	COPR	HORWITH	JTLX30148
04/03/09	05/01/09	005128560	73825	66,080	51,580	14,500	21.9%	COPR	HORWITH	CHUX146
04/03/09	05/01/09	005128561	73826	65,320	50,020	15,300	23.4%	COPR	HORWITH	CHUX146
04/03/09	05/01/09	005128562	73827	55,940	51,520	4,420	7.9%	COPR	HORWITH	CHUX146
04/03/09	05/01/09	005128563	73828	21,360	50,360	(29,000)	-135.8%	COPR	HORWITH	CITX300137
04/03/09	05/01/09	005128564	73829	66,720	50,580	16,140	24.2%	COPR	HORWITH	CITX300137
04/03/09	05/01/09	005128565	73830	65,280	51,760	13,520	20.7%	COPR	HORWITH	CITX300137
04/03/09	05/01/09	005128566	73831	47,760	50,600	(2,840)	-5.9%	COPR	HORWITH	CITX300137

HONEYWELL SA-7 USE HAZARDOUS WASTE TRACKING (2006)										
Date Shipped	Date of Return Manifest	State Manifest	Man. Doc #	Facilty Manifest Weight (lbs)	Estimated Weight (lbs)	Manifest - Estimate (lbs)	Manifest - Estimate (%)	Material	Transporter	RAILCAR #
04/03/09	05/01/09	005128567	73832	76,200	50,520	25,680	33.7%	COPR	HORWITH	CEFX35239
04/03/09	05/01/09	005128568	73833	22,720	50,440	(27,720)	-122.0%	COPR	HORWITH	CEFX35239
04/03/09	05/01/09	005128569	73834	75,940	50,960	24,980	32.9%	COPR	HORWITH	CEFX35239
04/03/09	05/01/09	005128570	73835	22,700	50,020	(27,320)	-120.4%	COPR	HORWITH	CEFX35239
04/03/09	05/01/09	005128571	73836	17,240	51,920	(34,680)	-201.2%	COPR	HORWITH	JTLX4058
04/03/09	05/01/09	005128572	73837	42,160	50,720	(8,560)	-20.3%	COPR	HORWITH	JTLX4058
04/03/09	05/01/09	005128573	73838	75,900	50,860	25,040	33.0%	COPR	HORWITH	JTLX4058
04/03/09	05/01/09	005128574	73839	67,760	51,480	16,280	24.0%	COPR	HORWITH	JTLX4058
04/03/09	05/01/09	005128575	73840	18,220	50,500	(32,280)	-177.2%	COPR	HORWITH	CHUX101
04/03/09	05/01/09	005128576	73841	66,500	50,940	15,560	23.4%	COPR	HORWITH	CHUX101
04/03/09	05/01/09	005128577	73842	65,200	50,820	14,380	22.1%	COPR	HORWITH	CHUX101
04/03/09	05/01/09	005128578	73843	49,040	50,780	(1,740)	-3.5%	COPR	HORWITH	CHUX101
04/03/09	05/01/09	005128579	73844	75,900	49,980	25,920	34.2%	COPR	HORWITH	NDYX320346
04/03/09	05/01/09	005128580	73845	75,820	50,280	25,540	33.7%	COPR	HORWITH	NDYX320346
04/03/09	05/01/09	005128581	73846	24,620	49,980	(25,360)	-103.0%	COPR	HORWITH	NDYX320346
04/03/09	05/01/09	005128582	73847	24,620	51,140	(26,520)	-107.7%	COPR	HORWITH	NDYX320346
04/03/09	05/01/09	005128583	73848	11,200	50,100	(38,900)	-347.3%	COPR	HORWITH	CHUX146
04/03/09	05/01/09	005128584	73849	67,860	51,480	16,380	24.1%	COPR	HORWITH	CEFX35829
04/03/09	05/01/09	005128585	73850	68,420	49,760	18,660	27.3%	COPR	HORWITH	CEFX35829
04/03/09	05/01/09	005128586	73851	34,040	50,400	(16,360)	-48.1%	COPR	HORWITH	CEFX35829
04/03/09	05/01/09	005128587	73852	34,060	52,140	(18,080)	-53.1%	COPR	HORWITH	CEFX35829
04/03/09	05/01/09	005128588	73853	45,160	50,380	(5,220)	-11.6%	COPR	HORWITH	JTLX30161
04/03/09	05/01/09	005128589	73854	77,280	51,400	25,880	33.5%	COPR	HORWITH	JTLX30161
04/03/09	05/01/09	005128590	73855	38,340	51,480	(13,140)	-34.3%	COPR	HORWITH	JTLX30161
04/03/09	05/01/09	005128591	73856	20,800	51,020	(30,220)	-145.3%	COPR	HORWITH	CHUX179
04/03/09	05/01/09	005128592	73857	38,360	51,040	(12,680)	-33.1%	COPR	HORWITH	JTLX30161
04/03/09	05/01/09	005128593	73858	68,680	51,840	16,840	24.5%	COPR	HORWITH	CHUX179
04/03/09	05/01/09	005128594	73859	68,260	51,000	17,260	25.3%	COPR	HORWITH	CHUX179
04/03/09	05/01/09	005128595	73860	66,440	48,340	18,100	27.2%	COPR	HORWITH	CEFX35236
04/06/09	05/01/09	005128596	73861	76,780	50,360	26,420	34.4%	COPR	HORWITH	CEFX35236
04/06/09	05/01/09	005128597	73862	28,120	50,720	(22,600)	-80.4%	COPR	HORWITH	CEFX35236
04/06/09	05/01/09	005128598	73863	28,120	51,460	(23,340)	-83.0%	COPR	HORWITH	CEFX35236
04/06/09	05/01/09	005128599	73864	12,540	52,200	(39,660)	-316.3%	COPR	HORWITH	CHUX129
04/06/09	05/01/09	005128600	73865	67,660	50,280	17,380	25.7%	COPR	HORWITH	CHUX129
04/06/09	05/01/09	005128601	73866	75,980	48,020	27,960	36.8%	COPR	HORWITH	CHUX129
04/06/09	05/01/09	005128602	73867	39,940	48,700	(8,760)	-21.9%	COPR	HORWITH	CHUX129
04/06/09	05/01/09	005128603	73868	19,480	51,440	(31,960)	-164.1%	COPR	HORWITH	CITX300159
04/06/09	05/01/09	005128604	73869	66,620	52,380	14,240	21.4%	COPR	HORWITH	CITX300159
04/06/09	05/01/09	005128605	73870	64,920	51,500	13,420	20.7%	COPR	HORWITH	CITX300159
04/06/09	05/01/09	005128606	73871	53,500	51,680	1,820	3.4%	COPR	HORWITH	CITX300159
04/06/09	05/01/09	005128607	73872	76,160	51,720	24,440	32.1%	COPR	HORWITH	CITX300140
04/06/09	05/01/09	005128608	73873	75,200	52,080	23,120	30.7%	COPR	HORWITH	CITX300140
04/06/09	05/01/09	005128609	73874	23,860	50,160	(26,300)	-110.2%	COPR	HORWITH	CITX300140
04/06/09	05/01/09	005128610	73875	23,860	49,540	(25,680)	-107.6%	COPR	HORWITH	CITX300140
04/06/09	05/01/09	005128611	73876	49,860	50,120	(260)	-0.5%	COPR	HORWITH	CHUX200
04/06/09	05/01/09	005128612	73877	75,840	48,000	27,840	36.7%	COPR	HORWITH	CHUX200
04/06/09	05/01/09	005128613	73878	33,900	49,820	(15,920)	-47.0%	COPR	HORWITH	CHUX200
04/06/09	05/01/09	005128614	73879	33,880	49,700	(15,820)	-46.7%	COPR	HORWITH	CHUX200
04/06/09	05/01/09	005128615	73880	54,320	50,800	3,520	6.5%	COPR	HORWITH	JTLX30166
04/06/09	05/01/09	005128616	73881	67,500	50,500	17,000	25.2%	COPR	HORWITH	JTLX30166
04/06/09	05/01/09	005128617	73882	37,700	50,480	(12,780)	-33.9%	COPR	HORWITH	JTLX30166
04/06/09	05/01/09	005128618	73883	37,700	49,120	(11,420)	-30.3%	COPR	HORWITH	JTLX30166
04/06/09	05/01/09	005128619	73884	46,640	48,000	(1,360)	-2.9%	COPR	HORWITH	CITX300107
04/06/09	05/01/09	005128620	73885	27,760	49,080	(21,320)	-76.8%	COPR	HORWITH	JTLX30167
04/06/09	05/01/09	005128621	73886	66,980	48,340	18,640	27.8%	COPR	HORWITH	CITX300107
04/06/09	05/01/09	005128622	73887	11,920	49,780	(37,860)	-317.6%	COPR	HORWITH	CITX300107
04/06/09	05/01/09	005128623	73888	65,020	48,840	16,180	24.9%	COPR	HORWITH	CITX300107
04/06/09	05/01/09	005128624	73889	76,020	50,580	25,440	33.5%	COPR	HORWITH	JTLX30167
04/06/09	05/01/09	005128625	73890	75,220	51,980	23,240	30.9%	COPR	HORWITH	JTLX30167
04/06/09	05/01/09	005128626	73891	18,560	50,660	(32,100)	-173.0%	COPR	HORWITH	CEFX35842
04/06/09	05/01/09	005128627	73892	20,960	49,860	(28,900)	-137.9%	COPR	HORWITH	JTLX30167
04/06/09	05/01/09	005128628	73893	28,540	49,280	(20,740)	-72.7%	COPR	HORWITH	CEFX35247
04/06/09	05/01/09	005128629	73894	66,540	50,760	15,780	23.7%	COPR	HORWITH	CEFX35247
04/06/09	05/01/09	005128630	73895	67,640	51,780	15,860	23.4%	COPR	HORWITH	CEFX35247
04/06/09	05/01/09	005128631	73896	25,120	48,700	(23,580)	-93.9%	COPR	HORWITH	CEFX35247
04/06/09	05/01/09	005128632	73897	32,620	50,560	(17,940)	-55.0%	COPR	HORWITH	JTLX30123
04/06/09	05/01/09	005128633	73898	67,320	51,100	16,220	24.1%	COPR	HORWITH	JTLX30123
04/06/09	05/01/09	005128634	73899	66,680	50,080	16,600	24.9%	COPR	HORWITH	JTLX30123
04/06/09	05/01/09	005128635	73900	36,340	49,700	(13,360)	-36.8%	COPR	HORWITH	JTLX30123
04/06/09	05/01/09	005128636	73901	67,940	48,000	19,940	29.3%	COPR	HORWITH	CHUX205
04/06/09	05/01/09	005128637	73902	25,500	50,220	(24,720)	-96.9%	COPR	HORWITH	CHUX205
04/06/09	05/01/09	005128638	73903	75,580	50,500	25,080	33.2%	COPR	HORWITH	CHUX205
04/06/09	05/01/09	005128639	73904	25,480	50,640	(25,160)	-98.7%	COPR	HORWITH	CHUX205
04/06/09	05/07/09	005128640	73905	68,380	49,420	18,960	27.7%	COPR	HORWITH	CHUX225

HONEYWELL SA-7 USE HAZARDOUS WASTE TRACKING (2006)										
Date Shipped	Date of Return Manifest	State Manifest	Man. Doc #	Facilty Manifest Weight (lbs)	Estimated Weight (lbs)	Manifest - Estimate (lbs)	Manifest - Estimate (%)	Material	Transporter	RAILCAR #
04/06/09	05/07/09	005128641	73906	43,240	50,820	(7,580)	-17.5%	COPR	HORWITH	CHUX225
04/06/09	05/07/09	005128642	73907	66,920	50,700	16,220	24.2%	COPR	HORWITH	CHUX225
04/06/09	05/07/09	005128643	73908	21,240	50,240	(29,000)	-136.5%	COPR	HORWITH	CHUX225
04/06/09	05/07/09	005128644	73909	9,760	50,240	(40,480)	-414.8%	COPR	HORWITH	JTLX270
04/06/09	05/07/09	005128645	73910	66,560	49,340	17,220	25.9%	COPR	HORWITH	JTLX270
04/06/09	05/07/09	005128646	73911	59,580	50,020	9,560	16.0%	COPR	HORWITH	JTLX270
04/06/09	05/07/09	005128647	73912	75,480	50,040	25,440	33.7%	COPR	HORWITH	JTLX30114
04/06/09	05/07/09	005128648	73913	66,640	50,980	15,660	23.5%	COPR	HORWITH	JTLX270
04/06/09	05/07/09	005128649	73914	66,620	51,140	15,480	23.2%	COPR	HORWITH	JTLX30114
04/06/09	05/07/09	005128650	73915	27,640	50,680	(23,040)	-83.4%	COPR	HORWITH	JTLX30114
04/06/09	05/01/09	005128651	73916	42,800	51,700	(8,900)	-20.8%	COPR	HORWITH	CHUX179
04/06/09	05/07/09	005128652	73917	27,640	52,580	(24,940)	-90.2%	COPR	HORWITH	JTLX30114
04/06/09	05/01/09	005128653	73918	76,880	52,380	24,500	31.9%	COPR	HORWITH	CEFX35842
04/06/09	05/01/09	005128654	73919	66,720	51,020	15,700	23.5%	COPR	HORWITH	CEFX35842
04/06/09	05/01/09	005128655	73920	37,380	50,900	(13,520)	-36.2%	COPR	HORWITH	CEFX35842
04/06/09	05/01/09	005128656	73921	67,200	50,660	16,540	24.6%	COPR	HORWITH	JTLX263
04/06/09	05/01/09	005128657	73922	77,920	50,340	27,580	35.4%	COPR	HORWITH	JTLX263
04/06/09	05/01/09	005128658	73923	29,420	51,460	(22,040)	-74.9%	COPR	HORWITH	JTLX263
04/06/09	05/07/09	005128659	73924	17,840	51,120	(33,280)	-186.5%	COPR	HORWITH	JTLX30147
04/06/09	05/01/09	005128660	73925	29,440	49,240	(19,800)	-67.3%	COPR	HORWITH	JTLX263
04/07/09	05/01/09	005128661	73926	50,960	49,040	1,920	3.8%	COPR	HORWITH	JTLX277
04/07/09	05/01/09	005128662	73927	65,400	50,180	15,220	23.3%	COPR	HORWITH	JTLX277
04/07/09	05/01/09	005128663	73928	66,360	50,520	15,840	23.9%	COPR	HORWITH	JTLX277
04/07/09	05/01/09	005128664	73929	17,520	52,160	(34,640)	-197.7%	COPR	HORWITH	JTLX277
04/07/09	05/01/09	005128665	73930	55,960	49,940	6,020	10.8%	COPR	HORWITH	CITX300120
04/07/09	05/01/09	005128666	73931	67,040	50,720	16,320	24.3%	COPR	HORWITH	CITX300120
04/07/09	05/01/09	005128667	73932	56,200	48,740	7,460	13.3%	COPR	HORWITH	CITX300120
04/07/09	05/01/09	005128668	73933	15,220	50,740	(35,520)	-233.4%	COPR	HORWITH	CITX300120
04/07/09	05/01/09	005128669	73934	40,620	52,240	(11,620)	-28.6%	COPR	HORWITH	JTLX275
04/07/09	05/01/09	005128670	73935	76,700	51,700	25,000	32.6%	COPR	HORWITH	JTLX275
04/07/09	05/01/09	005128671	73936	64,240	51,600	12,640	19.7%	COPR	HORWITH	JTLX275
04/07/09	05/01/09	005128672	73937	19,660	51,720	(32,060)	-163.1%	COPR	HORWITH	JTLX275
04/07/09	05/07/09	005128673	73938	66,520	48,720	17,800	26.8%	COPR	HORWITH	CITX300156
04/07/09	05/07/09	005128674	73939	18,580	52,060	(33,480)	-180.2%	COPR	HORWITH	CITX300156
04/07/09	05/07/09	005128675	73940	69,000	49,940	19,060	27.6%	COPR	HORWITH	CITX300156
04/07/09	05/01/09	005128676	73941	77,180	50,740	26,440	34.3%	COPR	HORWITH	CHUX289
04/07/09	05/07/09	005128677	73942	43,040	49,940	(6,900)	-16.0%	COPR	HORWITH	CITX300156
04/07/09	05/01/09	005128678	73943	9,540	48,740	(39,200)	-410.9%	COPR	HORWITH	CHUX289
04/07/09	05/01/09	005128679	73944	66,980	51,640	15,340	22.9%	COPR	HORWITH	CHUX289
04/07/09	05/01/09	005128680	73945	45,340	52,000	(6,660)	-14.7%	COPR	HORWITH	CHUX289
04/07/09	05/01/09	005128681	73946	25,140	51,840	(26,700)	-106.2%	COPR	HORWITH	CITX300161
04/07/09	05/01/09	005128682	73947	65,620	52,180	13,440	20.5%	COPR	HORWITH	CITX300161
04/07/09	05/01/09	005128683	73948	65,300	51,340	13,960	21.4%	COPR	HORWITH	CITX300161
04/07/09	05/01/09	005128684	73949	46,580	50,740	(4,160)	-8.9%	COPR	HORWITH	CITX300161
04/07/09	05/01/09	005128685	73950	48,820	50,560	(1,740)	-3.6%	COPR	HORWITH	JTLX276
04/07/09	05/01/09	005128686	73951	76,080	50,540	25,540	33.6%	COPR	HORWITH	JTLX276
04/07/09	05/01/09	005128687	73952	37,700	50,720	(13,020)	-34.5%	COPR	HORWITH	JTLX276
04/07/09	05/01/09	005128688	73953	37,700	50,760	(13,060)	-34.6%	COPR	HORWITH	JTLX276
04/07/09	05/01/09	005128689	73954	75,920	51,440	24,480	32.2%	COPR	HORWITH	CITX300103
04/07/09	05/01/09	005128690	73955	67,140	48,820	18,320	27.3%	COPR	HORWITH	CITX300103
04/07/09	05/01/09	005128691	73956	31,960	48,980	(17,020)	-53.3%	COPR	HORWITH	CITX300103
04/07/09	05/01/09	005128692	73957	18,980	48,800	(29,820)	-157.1%	COPR	HORWITH	CITX300103
04/07/09	05/01/09	005128693	73958	66,280	51,560	14,720	22.2%	COPR	HORWITH	CHUX174
04/07/09	05/01/09	005128694	73959	46,100	51,460	(5,360)	-11.6%	COPR	HORWITH	JTLX30129
04/07/09	05/01/09	005128695	73960	65,440	49,800	15,640	23.9%	COPR	HORWITH	JTLX30129
04/07/09	05/01/09	005128696	73961	65,840	51,760	14,080	21.4%	COPR	HORWITH	JTLX30129
04/07/09	05/01/09	005128697	73962	24,120	51,360	(27,240)	-112.9%	COPR	HORWITH	JTLX30129
04/07/09	05/01/09	005128698	73963	38,920	49,180	(10,260)	-26.4%	COPR	HORWITH	DJLX98509
04/07/09	05/01/09	005128699	73964	68,600	50,620	17,980	26.2%	COPR	HORWITH	DJLX98509
04/07/09	05/01/09	005128700	73965	68,820	50,320	18,500	26.9%	COPR	HORWITH	DJLX98509
04/07/09	05/01/09	005128701	73966	21,680	52,240	(30,560)	-141.0%	COPR	HORWITH	DJLX98509
04/07/09	05/01/09	005128702	73967	31,900	49,920	(18,020)	-56.5%	COPR	HORWITH	CITX300155
04/07/09	05/01/09	005128703	73968	66,320	50,960	15,360	23.2%	COPR	HORWITH	CITX300155
04/07/09	05/01/09	005128704	73969	76,060	51,580	24,480	32.2%	COPR	HORWITH	CITX300155
04/07/09	05/01/09	005128705	73970	27,080	50,980	(23,900)	-88.3%	COPR	HORWITH	CITX300155
04/07/09	05/01/09	005128706	73971	31,720	50,520	(18,800)	-59.3%	COPR	HORWITH	CHUX143
04/07/09	05/01/09	005128707	73972	11,360	51,840	(40,480)	-356.3%	COPR	HORWITH	CEFX35841
04/07/09	05/01/09	005128708	73973	67,260	50,040	17,220	25.6%	COPR	HORWITH	CHUX143
04/07/09	05/01/09	005128709	73974	66,120	51,000	15,120	22.9%	COPR	HORWITH	CHUX143
04/07/09	05/01/09	005128710	73975	33,200	50,880	(17,680)	-53.3%	COPR	HORWITH	CHUX143
04/07/09	05/01/09	005128711	73976	43,800	50,200	(6,400)	-14.6%	COPR	HORWITH	CEFX35841
04/07/09	05/01/09	005128712	73977	67,640	48,960	18,680	27.6%	COPR	HORWITH	CEFX35841
04/07/09	05/01/09	005128713	73978	76,180	49,880	26,300	34.5%	COPR	HORWITH	CEFX35841
04/07/09	05/01/09	005128714	73979	67,360	48,000	19,360	28.7%	COPR	HORWITH	CHUX174

Honeywell

HONEYWELL SA-7 USE HAZARDOUS WASTE TRACKING (2006)										
Date Shipped	Date of Return Manifest	State Manifest	Man. Doc #	Facilty Manifest Weight (lbs)	Estimated Weight (lbs)	Manifest - Estimate (lbs)	Manifest - Estimate (%)	Material	Transporter	RAILCAR #
04/07/09	05/01/09	005128715	73980	32,180	48,160	(15,980)	-49.7%	COPR	HORWITH	CHUX174
04/07/09	05/01/09	005128716	73981	32,160	50,740	(18,580)	-57.8%	COPR	HORWITH	CHUX174
04/07/09	05/01/09	005128717	73982	67,280	52,260	15,020	22.3%	COPR	HORWITH	NDYX320467
04/07/09	05/01/09	005128718	73983	66,300	52,360	13,940	21.0%	COPR	HORWITH	NDYX320467
04/07/09	05/01/09	005128719	73984	32,300	51,360	(19,060)	-59.0%	COPR	HORWITH	NDYX320467
04/07/09	05/01/09	005128720	73985	32,320	51,660	(19,340)	-59.8%	COPR	HORWITH	NDYX320467
04/07/09	05/07/09	005128721	73986	66,860	51,560	15,300	22.9%	COPR	HORWITH	JTLX30147
04/07/09	05/07/09	005128722	73987	75,700	49,740	25,960	34.3%	COPR	HORWITH	JTLX30147
04/07/09	05/07/09	005128723	73988	43,880	50,880	(7,000)	-16.0%	COPR	HORWITH	CITX300142
04/07/09	05/07/09	005128724	73989	41,940	51,640	(9,700)	-23.1%	COPR	HORWITH	JTLX30147
04/07/09	05/07/09	005128725	73990	66,420	49,740	16,680	25.1%	COPR	HORWITH	CITX300142
04/07/09	05/07/09	005128726	73991	64,200	50,280	13,920	21.7%	COPR	HORWITH	CITX300142
04/08/09	05/07/09	005128727	73992	55,440	50,240	5,200	9.4%	COPR	HORWITH	CITX300108
04/08/09	05/07/09	005128728	73993	75,900	50,460	25,440	33.5%	COPR	HORWITH	CITX300108
04/08/09	05/07/09	005128729	73994	32,840	50,800	(17,960)	-54.7%	COPR	HORWITH	CITX300108
04/08/09	05/07/09	005128730	73995	32,840	49,000	(16,160)	-49.2%	COPR	HORWITH	CITX300108
04/08/09	05/07/09	005128731	73996	43,660	50,140	(6,480)	-14.8%	COPR	HORWITH	JTLX30117
04/08/09	05/07/09	005128732	73997	67,120	50,680	16,440	24.5%	COPR	HORWITH	JTLX30117
04/08/09	05/07/09	005128733	73998	75,820	49,740	26,080	34.4%	COPR	HORWITH	JTLX30117
04/08/09	05/07/09	005128734	73999	12,180	50,580	(38,400)	-315.3%	COPR	HORWITH	JTLX30117
04/08/09	05/07/09	005128735	74000	23,500	52,040	(28,540)	-121.4%	COPR	HORWITH	CITX300142
04/08/09	05/07/09	005128736	74001	25,720	50,900	(25,180)	-97.9%	COPR	HORWITH	JTLX30140
04/08/09	05/07/09	005128737	74002	76,020	52,300	23,720	31.2%	COPR	HORWITH	JTLX30140
04/08/09	05/07/09	005128738	74003	75,420	52,220	23,200	30.8%	COPR	HORWITH	JTLX30140
04/08/09	05/07/09	005128739	74004	23,640	51,260	(27,620)	-116.8%	COPR	HORWITH	JTLX30140
04/08/09	05/07/09	005128740	74005	29,420	51,220	(21,800)	-74.1%	COPR	HORWITH	CITX300115
04/08/09	05/07/09	005128741	74006	28800	51,680	(22,880)	-79.4%	COPR	HORWITH	CITX300115
04/08/09	05/07/09	005128742	74007	67,660	50,280	17,380	25.7%	COPR	HORWITH	CITX300115
04/08/09	05/07/09	005128743	74008	76,100	51,480	24,620	32.4%	COPR	HORWITH	CITX300115
04/08/09	05/07/09	005128744	74009	11,820	48,360	(36,540)	-309.1%	COPR	HORWITH	JTLX30128
04/08/09	05/07/09	005128745	74010	66,960	49,500	17,460	26.1%	COPR	HORWITH	JTLX30128
04/08/09	05/07/09	005128746	74011	66,800	50,100	16,700	25.0%	COPR	HORWITH	JTLX30128
04/08/09	05/07/09	005128747	74012	53,880	52,020	1,860	3.5%	COPR	HORWITH	CEFX35799
04/08/09	05/07/09	005128748	74013	46,980	49,240	(2,260)	-4.8%	COPR	HORWITH	JTLX30128
04/08/09	05/07/09	005128749	74014	9,820	49,800	(39,980)	-407.1%	COPR	HORWITH	CEFX35799
04/08/09	05/07/09	005128750	74015	67,400	50,540	16,860	25.0%	COPR	HORWITH	CEFX35799
04/08/09	05/07/09	005128751	74016	66,660	51,120	15,540	23.3%	COPR	HORWITH	CEFX35799
04/08/09	05/07/09	005128752	74017	46,420	50,920	(4,500)	-9.7%	COPR	HORWITH	CHUX265
04/08/09	05/07/09	005128753	74018	67,060	50,820	16,240	24.2%	COPR	HORWITH	CHUX265
04/08/09	05/07/09	005128754	74019	67,060	49,800	17,260	25.7%	COPR	HORWITH	CHUX265
04/08/09	05/07/09	005128755	74020	20,540	50,940	(30,400)	-148.0%	COPR	HORWITH	CHUX265
04/08/09	05/07/09	005128756	74021	12,400	49,800	(37,400)	-301.6%	COPR	HORWITH	CHUX224
04/08/09	05/07/09	005128757	74022	68,600	50,300	18,300	26.7%	COPR	HORWITH	CHUX224
04/08/09	05/07/09	005128758	74023	66,820	49,160	17,660	26.4%	COPR	HORWITH	CHUX224
04/08/09	05/07/09	005128759	74024	45,060	50,380	(5,320)	-11.8%	COPR	HORWITH	CHUX224
04/08/09	05/07/09	005128761	74025	55,520	51,580	3,940	7.1%	COPR	HORWITH	CITX300166
04/08/09	05/07/09	005128762	74026	68,060	50,460	17,600	25.9%	COPR	HORWITH	CITX300166
04/08/09	05/07/09	005128763	74027	33,520	51,000	(17,480)	-52.1%	COPR	HORWITH	CITX300166
04/08/09	05/07/09	005128764	74028	65,100	48,620	16,480	25.3%	COPR	HORWITH	JTLX30115
04/08/09	05/07/09	005128765	74029	33,500	49,960	(16,460)	-49.1%	COPR	HORWITH	CITX300166
04/08/09	05/07/09	005128766	74030	56,400	48,760	7,640	13.5%	COPR	HORWITH	JTLX30115
04/08/09	05/07/09	005128767	74031	66,660	48,820	17,840	26.8%	COPR	HORWITH	JTLX30115
04/08/09	05/07/09	005128768	74032	10,040	50,000	(39,960)	-398.0%	COPR	HORWITH	JTLX30115
04/08/09	05/07/09	005128769	74033	61,520	52,380	9,140	14.9%	COPR	HORWITH	CITX300028
04/08/09	05/07/09	005128770	74034	68,780	51,600	17,180	25.0%	COPR	HORWITH	CITX300028
04/08/09	05/07/09	005128771	74035	34,020	51,560	(17,540)	-51.6%	COPR	HORWITH	CITX300028
04/08/09	05/07/09	005128772	74036	34,040	51,540	(17,500)	-51.4%	COPR	HORWITH	CITX300028
04/08/09	05/07/09	005128773	74037	36,760	51,240	(14,480)	-39.4%	COPR	HORWITH	CITX300131
04/08/09	05/07/09	005128774	74038	46,020	51,560	(5,540)	-12.0%	COPR	HORWITH	CHUX305
04/08/09	05/07/09	005128775	74039	67,600	49,280	18,320	27.1%	COPR	HORWITH	CHUX305
04/08/09	05/07/09	005128776	74040	18,960	51,400	(32,440)	-171.1%	COPR	HORWITH	CHUX305
04/08/09	05/07/09	005128777	74041	66,640	51,800	14,840	22.3%	COPR	HORWITH	CHUX305
04/08/09	05/07/09	005128778	74042	76,980	50,740	26,240	34.1%	COPR	HORWITH	CITX300131
04/08/09	05/07/09	005128779	74043	77,220	50,400	26,820	34.7%	COPR	HORWITH	CITX300131
04/08/09	05/07/09	005128780	74044	6,840	50,240	(43,400)	-634.5%	COPR	HORWITH	CITX300131
04/08/09	05/07/09	005128781	74045	19,300	50,640	(31,340)	-162.4%	COPR	HORWITH	CITX300157
04/08/09	05/07/09	005128782	74046	32,560	48,900	(16,340)	-50.2%	COPR	HORWITH	CHUX313
04/08/09	05/07/09	005128783	74047	77,100	49,440	27,660	35.9%	COPR	HORWITH	CITX300157
04/08/09	05/07/09	005128784	74048	77,360	50,320	27,040	35.0%	COPR	HORWITH	CITX300157
04/08/09	05/07/09	005128785	74049	23,600	51,540	(27,940)	-118.4%	COPR	HORWITH	CITX300157
04/08/09	05/07/09	005128786	74050	56,860	52,500	4,360	7.7%	COPR	HORWITH	CHUX313
04/08/09	05/07/09	005128787	74051	32,560	51,340	(18,780)	-57.7%	COPR	HORWITH	CHUX313
04/08/09	05/07/09	005128788	74052	77,020	49,820	27,200	35.3%	COPR	HORWITH	CHUX313
04/08/09	05/07/09	005128789	74053	64,460	51,760	12,700	19.7%	COPR	HORWITH	CJUX139

HONEYWELL SA-7 USE HAZARDOUS WASTE TRACKING (2006)										
Date Shipped	Date of Return Manifest	State Manifest	Man. Doc #	Facilty Manifest Weight (lbs)	Estimated Weight (lbs)	Manifest - Estimate (lbs)	Manifest - Estimate (%)	Material	Transporter	RAILCAR #
04/08/09	05/07/09	005128790	74054	43,820	51,360	(7,540)	-17.2%	COPR	HORWITH	CHUX139
04/08/09	05/07/09	005128791	74055	77,340	49,760	27,580	35.7%	COPR	HORWITH	CHUX139
04/08/09	05/07/09	005128792	74056	12,960	50,620	(37,660)	-290.6%	COPR	HORWITH	CHUX139
04/09/09	05/01/09	005128793	74057	31,500	49,180	(17,680)	-56.1%	COPR	HORWITH	NDYX320452
04/09/09	05/01/09	005128794	74058	68,480	51,380	17,100	25.0%	COPR	HORWITH	NDYX320452
04/09/09	05/01/09	005128795	74059	66,660	49,260	17,400	26.1%	COPR	HORWITH	NDYX320452
04/09/09	05/01/09	005128796	74060	32,440	51,560	(19,120)	-58.9%	COPR	HORWITH	NDYX320452
04/09/09	05/01/09	005128797	74061	32,440	51,600	(19,160)	-59.1%	COPR	HORWITH	NDYX320452
04/09/09	05/07/09	005128798	74062	75,700	50,320	25,380	33.5%	COPR	HORWITH	CHUX326
04/09/09	05/07/09	005128799	74063	67,480	50,020	17,460	25.9%	COPR	HORWITH	CEFX35843
04/09/09	05/07/09	005128800	74064	37,960	49,140	(11,180)	-29.5%	COPR	HORWITH	CEFX35843
04/09/09	05/07/09	005128801	74065	37,980	49,080	(11,100)	-29.2%	COPR	HORWITH	CEFX35843
04/09/09	05/07/09	005128802	74066	30,480	50,080	(19,600)	-64.3%	COPR	HORWITH	JTLX262
04/09/09	05/07/09	005128803	74067	75,500	50,440	25,060	33.2%	COPR	HORWITH	JTLX262
04/09/09	05/07/09	005128804	74068	66,860	50,680	16,180	24.2%	COPR	HORWITH	JTLX262
04/09/09	05/07/09	005128805	74069	21,520	51,900	(30,380)	-141.2%	COPR	HORWITH	JTLX262
04/09/09	05/07/09	005128806	74070	7,360	49,580	(42,220)	-573.6%	COPR	HORWITH	CHUX326
04/09/09	05/07/09	005128807	74071	67,500	50,380	17,120	25.4%	COPR	HORWITH	CHUX326
04/09/09	05/07/09	005128808	74072	45,720	50,940	(5,220)	-11.4%	COPR	HORWITH	CHUX326
04/09/09	05/07/09	005128809	74073	76,300	48,740	27,560	36.1%	COPR	HORWITH	CHUX241
04/09/09	05/07/09	005128810	74074	75,120	49,720	25,400	33.8%	COPR	HORWITH	CHUX241
04/09/09	05/07/09	005128811	74075	75,880	51,060	24,820	32.7%	COPR	HORWITH	CEFX35844
04/09/09	05/07/09	005128812	74076	24,520	51,140	(26,620)	-108.6%	COPR	HORWITH	CHUX241
04/09/09	05/07/09	005128813	74077	24,500	52,000	(27,500)	-112.2%	COPR	HORWITH	CHUX241
04/09/09	05/07/09	005128814	74078	48,620	51,000	(2,380)	-4.9%	COPR	HORWITH	CEFX35844
04/09/09	05/07/09	005128815	74079	33,860	50,700	(16,840)	-49.7%	COPR	HORWITH	CEFX35844
04/09/09	05/07/09	005128816	74080	33,860	50,840	(16,980)	-50.1%	COPR	HORWITH	CEFX35844
04/09/09	05/07/09	005128817	74081	35,600	51,560	(15,960)	-44.8%	COPR	HORWITH	DJLX98515
04/09/09	05/07/09	005128818	74082	68,540	51,420	17,120	25.0%	COPR	HORWITH	DJLX98515
04/09/09	05/07/09	005128819	74083	21,000	49,720	(28,720)	-136.8%	COPR	HORWITH	DJLX98515
04/09/09	05/07/09	005128820	74084	68,280	49,200	19,080	27.9%	COPR	HORWITH	DJLX98515
04/09/09	05/07/09	005128821	74085	32,400	51,820	(19,420)	-59.9%	COPR	HORWITH	NDYX320461
04/09/09	05/07/09	005128822	74086	43,560	52,240	(8,680)	-19.9%	COPR	HORWITH	NDYX320461
04/09/09	05/07/09	005128823	74087	56,120	51,560	4,560	8.1%	COPR	HORWITH	NDYX320461
04/09/09	05/07/09	005128824	74088	66,980	49,240	17,740	26.5%	COPR	HORWITH	NDYX320461
04/09/09	05/07/09	005128825	74089	20,040	49,980	(29,940)	-149.4%	COPR	HORWITH	JTLX257
04/09/09	05/07/09	005128826	74090	44,220	51,000	(6,780)	-15.3%	COPR	HORWITH	CITX300021
04/09/09	05/07/09	005128827	74091	68,000	51,820	16,180	23.8%	COPR	HORWITH	CITX300021
04/09/09	05/07/09	005128828	74092	66,720	49,760	16,960	25.4%	COPR	HORWITH	CITX300021
04/09/09	05/07/09	005128829	74093	24,880	50,540	(25,660)	-103.1%	COPR	HORWITH	CITX300122
04/09/09	05/07/09	005128830	74094	33,800	51,640	(17,840)	-52.8%	COPR	HORWITH	CITX300122
04/09/09	05/07/09	005128831	74095	21,460	51,180	(29,720)	-138.5%	COPR	HORWITH	CITX300021
04/09/09	05/07/09	005128832	74096	77,100	51,680	25,420	33.0%	COPR	HORWITH	CITX300122
04/09/09	05/07/09	005128833	74097	68,460	52,240	16,220	23.7%	COPR	HORWITH	CITX300122
04/09/09	05/07/09	005128834	74098	44,740	52,120	(7,380)	-16.5%	COPR	HORWITH	CHUX118
04/09/09	05/07/09	005128835	74099	77,520	50,200	27,320	35.2%	COPR	HORWITH	CHUX118
04/09/09	05/07/09	005128836	74100	68,920	52,240	16,680	24.2%	COPR	HORWITH	CHUX118
04/09/09	05/07/09	005128837	74101	9,360	52,240	(42,880)	-458.1%	COPR	HORWITH	CHUX118
04/09/09	05/07/09	005128838	74102	25,520	50,880	(25,360)	-99.4%	COPR	HORWITH	JTLX30121
04/09/09	05/07/09	005128839	74103	77,660	50,100	27,560	35.5%	COPR	HORWITH	JTLX30121
04/09/09	05/07/09	005128840	74104	68,800	51,940	16,860	24.5%	COPR	HORWITH	JTLX30121
04/09/09	05/07/09	005128841	74105	30,060	51,620	(21,560)	-71.7%	COPR	HORWITH	JTLX30121
04/09/09	05/07/09	005128842	74106	48,260	49,900	(1,640)	-3.4%	COPR	HORWITH	CHUX281
04/09/09	05/07/09	005128843	74107	18,120	49,580	(31,460)	-173.6%	COPR	HORWITH	CHUX281
04/09/09	05/07/09	005128844	74108	65,580	49,620	15,960	24.3%	COPR	HORWITH	CHUX281
04/09/09	05/07/09	005128845	74109	66,120	51,400	14,720	22.3%	COPR	HORWITH	CHUX281
04/09/09	05/07/09	005128846	74110	76,540	51,480	25,060	32.7%	COPR	HORWITH	JTLX257
04/09/09	05/07/09	005128847	74111	32,880	52,080	(19,200)	-58.4%	COPR	HORWITH	JTLX257
04/09/09	05/07/09	005128848	74112	76,400	51,860	24,540	32.1%	COPR	HORWITH	JTLX257
04/09/09	05/07/09	005128849	74113	15,360	50,580	(35,220)	-229.3%	COPR	HORWITH	JTLX30103
04/09/09	05/07/09	005128850	74114	51,840	50,160	1,680	3.2%	COPR	HORWITH	JTLX30103
04/09/09	05/07/09	005128851	74115	30,740	50,860	(20,120)	-65.5%	COPR	HORWITH	CHUX302
04/09/09	05/07/09	005128852	74116	67,280	51,480	15,800	23.5%	COPR	HORWITH	JTLX30103
04/09/09	05/07/09	005128853	74117	69,040	49,940	19,100	27.7%	COPR	HORWITH	JTLX30103
04/09/09	05/07/09	005128854	74118	57,500	49,900	7,600	13.2%	COPR	HORWITH	CHUX302
04/09/09	05/07/09	005128855	74119	77,620	49,620	28,000	36.1%	COPR	HORWITH	CHUX302
04/09/09	05/07/09	005128856	74120	30,740	50,420	(19,680)	-64.0%	COPR	HORWITH	CHUX302
04/09/09	05/07/09	005128857	74121	5,360	50,240	(44,880)	-837.3%	COPR	HORWITH	DJLX98508
04/09/09	05/07/09	005128858	74122	76,320	51,480	24,840	32.5%	COPR	HORWITH	DJLX98508
04/10/09	05/07/09	005128859	74123	14,120	50,720	(36,600)	-259.2%	COPR	HORWITH	DJLX98531
04/10/09	05/07/09	005128860	74124	66,300	49,820	16,480	24.9%	COPR	HORWITH	DJLX98531
04/10/09	05/07/09	005128861	74125	66,600	51,380	15,220	22.9%	COPR	HORWITH	DJLX98531
04/10/09	05/07/09	005128862	74126	57,680	49,740	7,940	13.8%	COPR	HORWITH	DJLX98531
04/10/09	05/07/09	005128863	74127	76,440	50,440	26,000	34.0%	COPR	HORWITH	CEFX35241
04/10/09	05/07/09	005128864	74128	75,620	50,900	24,720	32.7%	COPR	HORWITH	CEFX35241
04/10/09	05/07/09	005128865	74129	26,580	52,200	(25,620)	-96.4%	COPR	HORWITH	CEFX35241

Honeywell

HONEYWELL SA-7 USE HAZARDOUS WASTE TRACKING (2006)										
Date Shipped	Date of Return Manifest	State Manifest	Man. Doc #	Facilty Manifest Weight (lbs)	Estimated Weight (lbs)	Manifest - Estimate (lbs)	Manifest - Estimate (%)	Material	Transporter	RAILCAR #
04/10/09	05/07/09	005128866	74130	26,560	51,720	(25,160)	-94.7%	COPR	HORWITH	CEFX35241
04/10/09	05/07/09	005128867	74131	13,540	52,060	(38,520)	-284.5%	COPR	HORWITH	JTLX170
04/10/09	05/07/09	005128868	74132	76,840	52,180	24,660	32.1%	COPR	HORWITH	JTLX170
04/10/09	05/07/09	005128869	74133	66,520	51,720	14,800	22.2%	COPR	HORWITH	JTLX170
04/10/09	05/07/09	005128870	74134	48,240	50,380	(2,140)	-4.4%	COPR	HORWITH	JTLX170
04/10/09	05/07/09	005128871	74135	22,640	51,520	(28,880)	-127.6%	COPR	HORWITH	CEFX35812
04/10/09	05/07/09	005128872	74136	67,860	50,640	17,220	25.4%	COPR	HORWITH	CEFX35812
04/10/09	05/07/09	005128873	74137	64,700	50,180	14,520	22.4%	COPR	HORWITH	CEFX35812
04/10/09	05/07/09	005128874	74138	42,880	50,260	(7,380)	-17.2%	COPR	HORWITH	CEFX35812
04/10/09	05/07/09	005128875	74139	68,660	50,580	18,080	26.3%	COPR	HORWITH	DJLX98508
04/10/09	05/07/09	005128876	74140	45,980	48,900	(2,920)	-6.4%	COPR	HORWITH	DJLX98508
04/10/09	05/07/09	005128877	74141	63,220	52,060	11,160	17.7%	COPR	HORWITH	CITX300113
04/10/09	05/07/09	005128878	74142	35,580	50,820	(15,240)	-42.8%	COPR	HORWITH	CITX300113
04/10/09	05/07/09	005128879	74143	66,400	50,700	15,700	23.6%	COPR	HORWITH	CITX300113
04/10/09	05/07/09	005128880	74144	35,580	50,520	(14,940)	-42.0%	COPR	HORWITH	CITX300113
04/10/09	05/07/09	005128881	74145	28,340	49,880	(21,540)	-76.0%	COPR	HORWITH	CITX300129
04/10/09	05/07/09	005128882	74146	77,000	51,160	25,840	33.6%	COPR	HORWITH	CITX300129
04/10/09	05/07/09	005128883	74147	76,980	48,020	28,960	37.6%	COPR	HORWITH	CITX300129
04/10/09	05/07/09	005128884	74148	13,520	50,740	(37,220)	-275.3%	COPR	HORWITH	CITX300129
04/10/09	05/07/09	005128885	74149	64,700	51,300	13,400	20.7%	COPR	HORWITH	CHUX311
04/10/09	05/07/09	005128886	74150	34,660	51,280	(16,620)	-48.0%	COPR	HORWITH	CHUX311
04/10/09	05/07/09	005128887	74151	65,000	49,900	15,100	23.2%	COPR	HORWITH	CHUX311
04/10/09	05/07/09	005128888	74152	34,640	52,300	(17,660)	-51.0%	COPR	HORWITH	CHUX311
04/10/09	05/07/09	005128889	74153	22,840	49,420	(26,580)	-116.4%	COPR	HORWITH	JTLX30144
04/10/09	05/07/09	005128890	74154	75,520	48,960	26,560	35.2%	COPR	HORWITH	JTLX30144
04/10/09	05/07/09	005128891	74155	67,060	48,940	18,120	27.0%	COPR	HORWITH	JTLX30144
04/10/09	05/07/09	005128892	74156	50,860	50,680	180	0.4%	COPR	HORWITH	CHUX308
04/10/09	05/07/09	005128893	74157	68,220	48,480	19,740	28.9%	COPR	HORWITH	CHUX308
04/10/09	05/07/09	005128894	74158	12,320	51,700	(39,380)	-319.6%	COPR	HORWITH	CHUX308
04/10/09	05/07/09	005128895	74159	68,660	51,520	17,140	25.0%	COPR	HORWITH	CHUX308
04/10/09	05/07/09	005128896	74160	67,880	50,480	17,400	25.6%	COPR	HORWITH	CHUX226
04/10/09	05/07/09	005128897	74161	10,020	49,980	(39,960)	-398.8%	COPR	HORWITH	CHUX226
04/10/09	05/07/09	005128898	74162	67,220	50,840	16,380	24.4%	COPR	HORWITH	CHUX226
04/10/09	05/07/09	005128899	74163	53,300	49,480	3,820	7.2%	COPR	HORWITH	CHUX226
04/10/09	05/07/09	005128900	74164	47,280	50,540	(3,260)	-6.9%	COPR	HORWITH	CEFX35808
04/10/09	05/07/09	005128901	74165	75,240	52,580	22,660	30.1%	COPR	HORWITH	CEFX35808
04/10/09	05/07/09	005128902	74166	67,640	51,400	16,240	24.0%	COPR	HORWITH	CEFX35246
04/10/09	05/07/09	005128903	74167	12,620	52,080	(39,460)	-312.7%	COPR	HORWITH	CEFX35808
04/10/09	05/07/09	005128904	74168	67,060	50,480	16,580	24.7%	COPR	HORWITH	CEFX35808
04/10/09	05/07/09	005128905	74169	38,500	50,180	(11,680)	-30.3%	COPR	HORWITH	CEFX35246
04/10/09	05/07/09	005128906	74170	67,000	50,760	16,240	24.2%	COPR	HORWITH	CEFX35246
04/10/09	05/07/09	005128907	74171	28,980	49,260	(20,280)	-70.0%	COPR	HORWITH	CEFX35246
04/10/09	05/07/09	005128908	74172	38,600	48,960	(10,360)	-26.8%	COPR	HORWITH	CHUX151
04/10/09	05/07/09	005128909	74173	65,240	51,700	13,540	20.8%	COPR	HORWITH	CHUX151
04/10/09	05/07/09	005128910	74174	66,980	50,960	16,020	23.9%	COPR	HORWITH	CHUX151
04/10/09	05/07/09	005128911	74175	27,880	51,060	(23,180)	-83.1%	COPR	HORWITH	CHUX151
04/10/09	05/07/09	005128912	74176	27,940	50,500	(22,560)	-80.7%	COPR	HORWITH	JTLX30144
04/10/09	05/07/09	005128913	74177	57,840	49,260	8,580	14.8%	COPR	HORWITH	CITX300117
04/10/09	05/07/09	005128914	74178	66,920	49,340	17,580	26.3%	COPR	HORWITH	CITX300117
04/10/09	05/07/09	005128915	74179	34,040	50,720	(16,680)	-49.0%	COPR	HORWITH	CITX300117
04/10/09	05/07/09	005128916	74180	34,020	50,600	(16,580)	-48.7%	COPR	HORWITH	CITX300117
04/10/09	05/07/09	005128917	74181	66,840	51,380	15,460	23.1%	COPR	HORWITH	JTLX30153
04/10/09	05/07/09	005128918	74182	53,820	50,380	3,440	6.4%	COPR	HORWITH	JTLX30153
04/10/09	05/07/09	005128919	74183	65,020	48,020	17,000	26.1%	COPR	HORWITH	JTLX30153
04/10/09	05/07/09	005128920	74184	66,300	50,720	15,580	23.5%	COPR	HORWITH	CITX300146
04/10/09	05/07/09	005128921	74185	8,640	49,160	(40,520)	-469.0%	COPR	HORWITH	JTLX30153
04/10/09	05/07/09	005128922	74186	33,540	48,820	(15,280)	-45.6%	COPR	HORWITH	CITX300146
04/10/09	05/07/09	005128923	74187	64,680	48,200	16,480	25.5%	COPR	HORWITH	CITX300146
04/10/09	05/07/09	005128924	74188	33,560	51,320	(17,760)	-52.9%	COPR	HORWITH	CITX300146
04/13/09	05/07/09	005128925	74189	68,620	50,500	18,120	26.4%	COPR	HORWITH	CHUX153
04/13/09	05/07/09	005128926	74190	67,020	50,900	16,120	24.1%	COPR	HORWITH	CHUX153
04/13/09	05/07/09	005128927	74191	32,320	50,820	(18,500)	-57.2%	COPR	HORWITH	CHUX153
04/13/09	05/07/09	005128928	74192	32,320	49,940	(17,620)	-54.5%	COPR	HORWITH	CHUX153
04/13/09	05/07/09	005128929	74193	67,660	51,120	16,540	24.4%	COPR	HORWITH	CHUX232
04/13/09	05/07/09	005128930	74194	76,280	50,180	26,100	34.2%	COPR	HORWITH	CHUX232
04/13/09	05/07/09	005128931	74195	21,960	49,400	(27,440)	-125.0%	COPR	HORWITH	CITX300123
04/13/09	05/07/09	005128932	74196	23,380	50,080	(26,700)	-114.2%	COPR	HORWITH	CHUX232
04/13/09	05/07/09	005128933	74197	23,380	49,560	(26,180)	-112.0%	COPR	HORWITH	CHUX232
04/13/09	05/07/09	005128934	74198	40,840	49,880	(9,040)	-22.1%	COPR	HORWITH	CITX300123
04/13/09	05/07/09	005128935	74199	66,740	49,940	16,800	25.2%	COPR	HORWITH	CITX300123
04/13/09	05/07/09	005128936	74200	67,160	50,300	16,860	25.1%	COPR	HORWITH	CITX300123
04/13/09	05/07/09	005128937	74201	37,000	50,400	(13,400)	-36.2%	COPR	HORWITH	CEFX35237
04/13/09	05/07/09	005128938	74202	67,720	49,820	17,900	26.4%	COPR	HORWITH	CEFX35237
04/13/09	05/07/09	005128939	74203	66,240	51,040	15,200	22.9%	COPR	HORWITH	CEFX35237
04/13/09	05/07/09	005128940	74204	25,040	51,080	(26,040)	-104.0%	COPR	HORWITH	CEFX35237
04/13/09	05/07/09	005128941	74205	11,400	49,160	(37,760)	-331.2%	COPR	HORWITH	CEFX35806
04/13/09	05/07/09	005128942	74206	68,000	48,820	19,180	28.2%	COPR	HORWITH	CEFX35806
04/13/09	05/07/09	005128943	74207	76,120	51,220	24,900	32.7%	COPR	HORWITH	CEFX35806
04/13/09	05/07/09	005128944	74208	76,060	48,060	28,000	36.8%	COPR	HORWITH	JTLX261
04/13/09	05/07/09	005128945	74209	14,120	50,560	(36,440)	-258.1%	COPR	HORWITH	JTLX261
04/13/09	05/07/09	005128946	74210	38,520	49,800	(11,280)	-29.3%	COPR	HORWITH	CEFX35806
04/13/09	05/07/09	005128947	74211	68,300	50,260	18,040	26.4%	COPR	HORWITH	JTLX261

Honeywell

HONEYWELL SA-7 USE HAZARDOUS WASTE TRACKING (2006)										
Date Shipped	Date of Return Manifest	State Manifest	Man. Doc #	Facilty Manifest Weight (lbs)	Estimated Weight (lbs)	Manifest - Estimate (lbs)	Manifest - Estimate (%)	Material	Transporter	RAILCAR #
04/13/09	05/07/09	005128948	74212	34,500	48,200	(13,700)	-39.7%	COPR	HORWITH	JTLX261
04/13/09	05/07/09	005128949	74213	14,540	50,800	(36,260)	-249.4%	COPR	HORWITH	JTLX175
04/13/09	05/07/09	005128950	74214	64,860	50,680	14,180	21.9%	COPR	HORWITH	JTLX175
04/13/09	05/07/09	005128951	74215	67,100	49,740	17,360	25.9%	COPR	HORWITH	JTLX175
04/13/09	05/07/09	005128952	74216	53,100	51,580	1,520	2.9%	COPR	HORWITH	JTLX175
04/13/09	05/07/09	005128953	74217	75,500	48,700	26,800	35.5%	COPR	HORWITH	JTLX177
04/13/09	05/07/09	005128954	74218	25,800	50,600	(24,800)	-96.1%	COPR	HORWITH	JTLX177
04/13/09	05/07/09	005128955	74219	67,460	49,020	18,440	27.3%	COPR	HORWITH	JTLX177
04/13/09	05/07/09	005128956	74220	25,780	50,060	(24,280)	-94.2%	COPR	HORWITH	JTLX177
04/13/09	05/07/09	005128957	74221	53,740	49,340	4,400	8.2%	COPR	HORWITH	CITX300128
04/13/09	05/07/09	005128958	74222	67,780	49,440	18,340	27.1%	COPR	HORWITH	CITX300128
04/13/09	05/07/09	005128959	74223	17,300	50,480	(33,180)	-191.8%	COPR	HORWITH	CEFX35852
04/13/09	05/07/09	005128960	74224	38,080	50,500	(12,420)	-32.6%	COPR	HORWITH	CITX300128
04/13/09	05/07/09	005128961	74225	16,860	51,340	(34,480)	-204.5%	COPR	HORWITH	CHUX250
04/13/09	05/07/09	005128962	74226	67,060	52,380	14,680	21.9%	COPR	HORWITH	CHUX250
04/13/09	05/07/09	005128963	74227	38,080	50,760	(12,680)	-33.3%	COPR	HORWITH	CITX300128
04/13/09	05/07/09	005128964	74228	49,220	49,900	(680)	-1.4%	COPR	HORWITH	CHUX250
04/13/09	05/07/09	005128965	74229	65,320	49,140	16,180	24.8%	COPR	HORWITH	CHUX250
04/13/09	05/07/09	005128966	74230	42,160	50,900	(8,740)	-20.7%	COPR	HORWITH	CEFX35852
04/13/09	05/07/09	005128967	74231	75,740	51,660	24,080	31.8%	COPR	HORWITH	CEFX35852
04/13/09	05/07/09	005128968	74232	67,880	51,500	16,380	24.1%	COPR	HORWITH	CEFX35852
04/13/09	05/07/09	005128969	74233	77,060	52,020	25,040	32.5%	COPR	HORWITH	JTLX30143
04/13/09	05/07/09	005128970	74234	77,060	48,880	28,180	36.6%	COPR	HORWITH	JTLX30143
04/13/09	05/07/09	005128971	74235	23,160	48,580	(25,420)	-109.8%	COPR	HORWITH	JTLX30143
04/13/09	05/07/09	005128972	74236	23,160	50,580	(27,420)	-118.4%	COPR	HORWITH	JTLX30143
04/13/09	05/07/09	005128973	74237	64,880	50,180	14,700	22.7%	COPR	HORWITH	CHUX322
04/13/09	05/07/09	005128974	74238	33,640	51,780	(18,140)	-53.9%	COPR	HORWITH	CHUX322
04/13/09	05/07/09	005128975	74239	33,620	50,500	(16,880)	-50.2%	COPR	HORWITH	CHUX322
04/13/09	05/07/09	005128976	74240	66,720	50,160	16,560	24.8%	COPR	HORWITH	CHUX322
04/13/09	05/07/09	005128977	74241	49,560	51,560	(2,000)	-4.0%	COPR	HORWITH	JTLX30130
04/13/09	05/07/09	005128978	74242	67,140	50,800	16,340	24.3%	COPR	HORWITH	JTLX30130
04/13/09	05/07/09	005128979	74243	76,760	52,540	24,220	31.6%	COPR	HORWITH	JTLX30130
04/13/09	05/07/09	005128980	74244	12,360	51,920	(39,560)	-320.1%	COPR	HORWITH	JTLX30130
04/13/09	05/07/09	005128981	74245	77,140	49,140	28,000	36.3%	COPR	HORWITH	CHUX299
04/13/09	05/07/09	005128982	74246	36,000	52,060	(16,060)	-44.6%	COPR	HORWITH	CHUX299
04/13/09	05/07/09	005128983	74247	68,440	50,920	17,520	25.6%	COPR	HORWITH	CHUX299
04/13/09	05/07/09	005128984	74248	17,420	50,160	(32,740)	-187.9%	COPR	HORWITH	CHUX299
04/13/09	05/07/09	005128985	74249	44,600	50,140	(5,540)	-12.4%	COPR	HORWITH	CITX300126
04/13/09	05/07/09	005128986	74250	65,020	50,300	14,720	22.6%	COPR	HORWITH	CITX300126
04/13/09	05/07/09	005128987	74251	56,660	51,380	5,280	9.3%	COPR	HORWITH	CITX300126
04/13/09	05/07/09	005128988	74252	30,660	49,820	(19,160)	-62.5%	COPR	HORWITH	CITX300126
04/13/09	05/07/09	005128989	74253	47,340	51,260	(3,920)	-8.3%	COPR	HORWITH	JTLX168
04/13/09	05/07/09	005128990	74254	66,720	51,540	15,180	22.8%	COPR	HORWITH	JTLX168
04/14/09	05/07/09	005128991	74255	20,820	51,340	(30,520)	-146.6%	COPR	HORWITH	JTLX30124
04/14/09	05/07/09	005128992	74256	21,320	49,940	(28,620)	-134.2%	COPR	HORWITH	JTLX30124
04/14/09	05/07/09	005128993	74257	76,620	51,700	24,920	32.5%	COPR	HORWITH	JTLX30124
04/14/09	05/07/09	005128994	74258	77,540	48,860	28,680	37.0%	COPR	HORWITH	JTLX30124
04/14/09	05/07/09	005128995	74259	9,780	49,760	(39,980)	-408.8%	COPR	HORWITH	JTLX30150
04/14/09	05/07/09	005128996	74260	67,400	48,580	18,820	27.9%	COPR	HORWITH	JTLX30150
04/14/09	05/07/09	005128997	74261	66,660	50,500	16,160	24.2%	COPR	HORWITH	JTLX30150
04/14/09	05/07/09	005128998	74262	53,480	49,960	3,520	6.6%	COPR	HORWITH	JTLX30150
04/14/09	05/07/09	005128999	74263	59,000	52,100	6,900	11.7%	COPR	HORWITH	CHUX274
04/14/09	05/07/09	005129000	74264	76,480	52,360	24,120	31.5%	COPR	HORWITH	CHUX274
04/14/09	05/07/09	005129001	74265	33,480	49,240	(15,760)	-47.1%	COPR	HORWITH	CHUX274
04/14/09	05/07/09	005129002	74266	33,480	50,280	(16,800)	-50.2%	COPR	HORWITH	CHUX274
04/14/09	05/07/09	005129003	74267	39,600	52,120	(12,520)	-31.6%	COPR	HORWITH	JTLX30173
04/14/09	05/07/09	005129004	74268	75,980	51,080	24,900	32.8%	COPR	HORWITH	JTLX30173
04/14/09	05/07/09	005129005	74269	67,820	50,080	17,740	26.2%	COPR	HORWITH	JTLX30173
04/14/09	05/07/09	005129006	74270	17,620	51,200	(33,580)	-190.6%	COPR	HORWITH	JTLX30173
04/14/09	05/07/09	005129007	74271	22,920	50,760	(27,840)	-121.5%	COPR	HORWITH	CHUX310
04/14/09	05/07/09	005129008	74272	76,680	49,560	27,120	35.4%	COPR	HORWITH	CHUX310
04/14/09	05/07/09	005129009	74273	68,360	50,540	17,820	26.1%	COPR	HORWITH	CHUX310
04/14/09	05/07/09	005129010	74274	76,240	49,640	26,600	34.9%	COPR	HORWITH	CHUX159
04/14/09	05/07/09	005129011	74275	27,520	48,580	(21,060)	-76.5%	COPR	HORWITH	CHUX310
04/14/09	05/07/09	005129012	74276	37,440	50,300	(12,860)	-34.3%	COPR	HORWITH	CHUX159
04/14/09	05/07/09	005129013	74277	76,160	50,940	25,220	33.1%	COPR	HORWITH	CHUX159
04/14/09	05/07/09	005129014	74278	26,720	50,280	(23,560)	-88.2%	COPR	HORWITH	JTLX30101
04/14/09	05/07/09	005129015	74279	6,740	48,800	(42,060)	-624.0%	COPR	HORWITH	CHUX159
04/14/09	05/07/09	005129016	74280	75,920	51,420	24,500	32.3%	COPR	HORWITH	JTLX30101
04/14/09	05/07/09	005129017	74281	67,680	49,960	17,720	26.2%	COPR	HORWITH	JTLX30101
04/14/09	05/07/09	005129018	74282	76,400	49,520	26,880	35.2%	COPR	HORWITH	CHUX112
04/14/09	05/07/09	005129019	74283	30,640	50,820	(20,180)	-65.9%	COPR	HORWITH	JTLX30101
04/14/09	05/07/09	005129020	74284	76,540	50,960	25,580	33.4%	COPR	HORWITH	CHUX112
04/14/09	05/07/09	005129021	74285	20,900	48,760	(27,860)	-133.3%	COPR	HORWITH	CHUX112
04/14/09	05/07/09	005129022	74286	20,920	49,660	(28,740)	-137.4%	COPR	HORWITH	CHUX112
04/14/09	05/07/09	005129023	74287	55,440	49,320	6,120	11.0%	COPR	HORWITH	NDYX320342
04/14/09	05/07/09	005129024	74288	75,760	50,320	25,440	33.6%	COPR	HORWITH	NDYX320342
04/14/09	05/07/09	005129025	74289	32,760	49,000	(16,240)	-49.6%	COPR	HORWITH	NDYX320342
04/14/09	05/07/09	005129026	74290	32,760	49,480	(16,720)	-51.0%	COPR	HORWITH	NDYX320342
04/14/09	05/07/09	005129027	74291	76,180	51,360	24,820	32.6%	COPR	HORWITH	CITX300168
04/14/09	05/07/09	005129028	74292	33,920	50,360	(16,440)	-48.5%	COPR	HORWITH	CITX300168
04/14/09	05/07/09	005129029	74293	50,580	50,480	100	0.2%	COPR	HORWITH	CITX300168
04/14/09	05/07/09	005129030	74294	33,920	49,960	(16,040)	-47.3%	COPR	HORWITH	CITX300168
04/14/09	05/07/09	005129031	74295	76,360	49,220	27,140	35.5%	COPR	HORWITH	CHUX183

Honeywell

HONEYWELL SA-7 USE HAZARDOUS WASTE TRACKING (2006)										
Date Shipped	Date of Return Manifest	State Manifest	Man. Doc #	Facilty Manifest Weight (lbs)	Estimated Weight (lbs)	Manifest - Estimate (lbs)	Manifest - Estimate (%)	Material	Transporter	RAILCAR #
04/14/09	05/07/09	005129032	74296	66,740	51,280	15,460	23.2%	COPR	HORWITH	CHUX183
04/14/09	05/07/09	005129033	74297	27,400	52,040	(24,640)	-89.9%	COPR	HORWITH	CHUX183
04/14/09	05/07/09	005129034	74298	25,380	50,980	(25,600)	-100.9%	COPR	HORWITH	JTLX30133
04/14/09	05/07/09	005129035	74299	27,400	50,920	(23,520)	-85.8%	COPR	HORWITH	CHUX183
04/14/09	05/22/09	005129036	74300	60,300	50,200	10,100	16.7%	COPR	HORWITH	CHUX180
04/14/09	05/22/09	005129037	74301	75,620	50,960	24,660	32.6%	COPR	HORWITH	CHUX180
04/14/09	05/22/09	005129038	74302	35,400	48,540	(13,140)	-37.1%	COPR	HORWITH	CHUX180
04/14/09	05/22/09	005129039	74303	28,880	50,100	(21,220)	-73.5%	COPR	HORWITH	CHUX180
04/14/09	05/07/09	005129040	74304	76,280	50,840	25,440	33.4%	COPR	HORWITH	JTLX30133
04/14/09	05/07/09	005129041	74305	76,300	50,880	25,420	33.3%	COPR	HORWITH	JTLX30133
04/14/09	05/07/09	005129042	74306	21,260	50,760	(29,500)	-138.8%	COPR	HORWITH	JTLX30133
04/14/09	05/07/09	005129043	74307	41,400	50,560	(9,160)	-22.1%	COPR	HORWITH	JTLX188
04/14/09	05/07/09	005129044	74308	66,740	51,560	15,180	22.7%	COPR	HORWITH	JTLX188
04/14/09	05/07/09	005129045	74309	20,880	48,900	(28,020)	-134.2%	COPR	HORWITH	JTLX188
04/14/09	05/07/09	005129046	74310	68,540	49,740	18,800	27.4%	COPR	HORWITH	JTLX188
04/14/09	05/07/09	005129047	74311	76,160	51,600	24,560	32.2%	COPR	HORWITH	CITX300119
04/14/09	05/07/09	005129048	74312	75,380	49,400	25,980	34.5%	COPR	HORWITH	CITX300119
04/14/09	05/07/09	005129049	74313	23,240	51,000	(27,760)	-119.4%	COPR	HORWITH	CITX300119
04/14/09	05/07/09	005129050	74314	23,220	50,920	(27,700)	-119.3%	COPR	HORWITH	CITX300119
04/14/09	05/07/09	005129051	74315	33,020	50,620	(17,600)	-53.3%	COPR	HORWITH	CHUX187
04/14/09	05/07/09	005129052	74316	57,640	51,120	6,520	11.3%	COPR	HORWITH	CHUX187
04/14/09	05/07/09	005129053	74317	75,880	50,160	25,720	33.9%	COPR	HORWITH	CHUX187
04/14/09	05/07/09	005129054	74318	33,020	51,340	(18,320)	-55.5%	COPR	HORWITH	CHUX187
04/14/09	05/07/09	005129055	74319	75,680	50,000	25,680	33.9%	COPR	HORWITH	JTLX168
04/14/09	05/07/09	005129056	74320	12,160	52,380	(40,220)	-330.8%	COPR	HORWITH	JTLX168
04/15/09	05/14/09	005129057	74321	77,400	50,100	27,300	35.3%	COPR	HORWITH	CHUX195
04/15/09	05/14/09	005129060	74322	66,600	50,060	16,540	24.8%	COPR	HORWITH	CHUX195
04/15/09	05/14/09	005129061	74323	25,960	50,360	(24,400)	-94.0%	COPR	HORWITH	CHUX195
04/15/09	05/14/09	005129062	74324	25,960	50,240	(24,280)	-93.5%	COPR	HORWITH	CHUX195
04/15/09	05/14/09	005129063	74325	55,040	49,760	5,280	9.6%	COPR	HORWITH	JTLX274
04/15/09	05/14/09	005129064	74326	76,300	50,560	25,740	33.7%	COPR	HORWITH	JTLX274
04/15/09	05/14/09	005129065	74327	33,980	50,720	(16,740)	-49.3%	COPR	HORWITH	JTLX274
04/15/09	05/14/09	005129066	74328	33,980	50,640	(16,660)	-49.0%	COPR	HORWITH	JTLX274
04/15/09	05/14/09	005129067	74329	59,020	51,220	7,800	13.2%	COPR	HORWITH	CEFX35836
04/15/09	05/14/09	005129068	74330	65,420	52,220	13,200	20.2%	COPR	HORWITH	CEFX35836
04/15/09	05/14/09	005129069	74331	65,680	49,860	15,820	24.1%	COPR	HORWITH	CEFX35836
04/15/09	05/14/09	005129070	74332	12,080	50,620	(38,540)	-319.0%	COPR	HORWITH	CEFX35836
04/15/09	05/14/09	005129071	74333	21,520	50,800	(29,280)	-136.1%	COPR	HORWITH	JTLX30134
04/15/09	05/14/09	005129072	74334	77,140	49,520	27,620	35.8%	COPR	HORWITH	JTLX30134
04/15/09	05/14/09	005129073	74335	68,740	51,040	17,700	25.7%	COPR	HORWITH	JTLX30134
04/15/09	05/14/09	005129074	74336	31,400	51,680	(20,280)	-64.6%	COPR	HORWITH	JTLX30134
04/15/09	05/14/09	005129075	74337	66,460	51,800	14,660	22.1%	COPR	HORWITH	CEFX35840
04/15/09	05/14/09	005129076	74338	10,880	51,580	(40,700)	-374.1%	COPR	HORWITH	CEFX35840
04/15/09	05/14/09	005129077	74339	66,640	50,880	15,760	23.6%	COPR	HORWITH	CEFX35840
04/15/09	05/14/09	005129078	74340	55,340	48,280	7,060	12.8%	COPR	HORWITH	CEFX35840
04/15/09	05/14/09	005129079	74341	16,340	49,440	(33,100)	-202.6%	COPR	HORWITH	CITX300163
04/15/09	05/14/09	005129080	74342	67,660	50,780	16,880	24.9%	COPR	HORWITH	CITX300163
04/15/09	05/14/09	005129081	74343	65,500	48,220	17,280	26.4%	COPR	HORWITH	CITX300163
04/15/09	05/14/09	005129082	74344	43,480	49,500	(6,020)	-13.8%	COPR	HORWITH	CITX300163
04/15/09	05/14/09	005129083	74345	76,800	49,480	27,320	35.6%	COPR	HORWITH	NDYX320426
04/15/09	05/14/09	005129084	74346	68,180	50,180	18,000	26.4%	COPR	HORWITH	NDYX320426
04/15/09	05/14/09	005129085	74347	25,860	50,440	(24,580)	-95.1%	COPR	HORWITH	NDYX320426
04/15/09	05/14/09	005129086	74348	75,760	49,380	26,380	34.8%	COPR	HORWITH	JTLX194
04/15/09	05/14/09	005129087	74349	25,880	49,960	(24,080)	-93.0%	COPR	HORWITH	NDYX320426
04/15/09	05/14/09	005129088	74350	36,060	49,980	(13,920)	-38.6%	COPR	HORWITH	JTLX194
04/15/09	05/14/09	005129089	74351	66,880	49,520	17,360	26.0%	COPR	HORWITH	JTLX194
04/15/09	05/14/09	005129090	74352	17,020	49,600	(32,580)	-191.4%	COPR	HORWITH	JTLX194
04/15/09	05/14/09	005129091	74353	36,260	49,640	(13,380)	-36.9%	COPR	HORWITH	CHUX155
04/15/09	05/14/09	005129092	74354	60,460	49,740	10,720	17.7%	COPR	HORWITH	CHUX240
04/15/09	05/14/09	005129093	74355	77,820	48,320	29,500	37.9%	COPR	HORWITH	CHUX240
04/15/09	05/14/09	005129094	74356	33,200	51,540	(18,340)	-55.2%	COPR	HORWITH	CHUX240
04/15/09	05/14/09	005129095	74357	33,180	51,660	(18,480)	-55.7%	COPR	HORWITH	CHUX240
04/15/09	05/14/09	005129096	74358	61,700	49,760	11,940	19.4%	COPR	HORWITH	CHUX147
04/15/09	05/14/09	005129097	74359	54,720	50,580	4,140	7.6%	COPR	HORWITH	CHUX147
04/15/09	05/14/09	005129098	74360	67,540	51,780	15,760	23.3%	COPR	HORWITH	CHUX147
04/15/09	05/14/09	005129099	74361	16,060	50,440	(34,380)	-214.1%	COPR	HORWITH	CHUX147
04/15/09	05/14/09	005129100	74362	67,000	52,100	14,900	22.2%	COPR	HORWITH	CITX300026
04/15/09	05/14/09	005129101	74363	55,420	51,640	3,780	6.8%	COPR	HORWITH	CITX300026
04/15/09	05/14/09	005129102	74364	38,520	49,760	(11,240)	-29.2%	COPR	HORWITH	CITX300026
04/15/09	05/14/09	005129103	74365	39,680	50,960	(11,280)	-28.4%	COPR	HORWITH	CHUX102
04/15/09	05/14/09	005129104	74366	38,540	51,940	(13,400)	-34.8%	COPR	HORWITH	CITX300026
04/15/09	05/14/09	005129105	74367	65,340	49,740	15,600	23.9%	COPR	HORWITH	CHUX102
04/15/09	05/14/09	005129106	74368	64,880	49,980	14,900	23.0%	COPR	HORWITH	CHUX102
04/15/09	05/14/09	005129107	74369	31,980	52,260	(20,280)	-63.4%	COPR	HORWITH	CHUX102
04/15/09	05/14/09	005129108	74370	60,860	52,080	8,780	14.4%	COPR	HORWITH	CHUX267
04/15/09	05/14/09	005129109	74371	65,140	49,800	15,340	23.5%	COPR	HORWITH	CHUX267
04/15/09	05/14/09	005129110	74372	77,840	49,020	28,820	37.0%	COPR	HORWITH	CHUX155
04/15/09	05/14/09	005129111	74373	34,140	49,020	(14,880)	-43.6%	COPR	HORWITH	CHUX267
04/15/09	05/14/09	005129114	74374	34,160	49,100	(14,940)	-43.7%	COPR	HORWITH	CHUX267
04/15/09	05/14/09	005129115	74375	55,140	49,460	5,680	10.3%	COPR	HORWITH	CITX300109
04/15/09	05/14/09	005129116	74376	23,100	49,100	(26,000)	-112.6%	COPR	HORWITH	CHUX155
04/15/09	05/14/09	005129117	74377	55,440	48,160	5,980	10.8%	COPR	HORWITH	CHUX155

HONEYWELL SA-7 USE HAZARDOUS WASTE TRACKING (2006)										
Date Shipped	Date of Return Manifest	State Manifest	Man. Doc #	Facilty Manifest Weight (lbs)	Estimated Weight (lbs)	Manifest - Estimate (lbs)	Manifest - Estimate (%)	Material	Transporter	RAILCAR #
04/15/09	05/14/09	005129118	74378	25,580	48,860	(23,520)	-91.9%	COPR	HORWITH	CITX300109
04/15/09	05/14/09	005129119	74379	77,960	50,060	29,800	38.2%	COPR	HORWITH	CITX300109
04/15/09	05/14/09	005129120	74380	30,880	50,860	(19,980)	-64.7%	COPR	HORWITH	CITX300109
04/15/09	05/14/09	005129121	74381	53,900	50,800	3,100	5.8%	COPR	HORWITH	CITX300165
04/15/09	05/14/09	005129124	74382	66,540	49,920	16,620	25.0%	COPR	HORWITH	CITX300165
04/15/09	05/14/09	005129125	74383	37,820	51,440	(13,620)	-36.0%	COPR	HORWITH	CITX300165
04/15/09	05/14/09	005129126	74384	37,800	49,480	(11,680)	-30.9%	COPR	HORWITH	CITX300165
04/15/09	05/14/09	005129127	74385	35,280	50,340	(15,060)	-42.7%	COPR	HORWITH	CHUX331
04/15/09	05/14/09	005129128	74386	65,180	51,340	13,840	21.2%	COPR	HORWITH	CHUX331
04/16/09	05/07/09	005129129	74387	66,500	51,600	14,900	22.4%	COPR	HORWITH	CHUX185
04/16/09	05/07/09	005129130	74388	68,060	49,940	18,120	26.6%	COPR	HORWITH	CHUX185
04/16/09	05/07/09	005129131	74389	32,400	50,620	(18,220)	-56.2%	COPR	HORWITH	CHUX185
04/16/09	05/07/09	005129132	74390	32,380	51,000	(18,620)	-57.5%	COPR	HORWITH	CHUX185
04/16/09	05/14/09	005129133	74391	31,300	49,440	(18,140)	-58.0%	COPR	HORWITH	CHUX221
04/16/09	05/14/09	005129134	74392	67,020	51,820	15,200	22.7%	COPR	HORWITH	CHUX221
04/16/09	05/14/09	005129135	74393	66,780	51,820	14,960	22.4%	COPR	HORWITH	CHUX221
04/16/09	05/14/09	005129136	74394	30,040	50,380	(20,340)	-67.7%	COPR	HORWITH	CHUX221
04/16/09	05/14/09	005129137	74395	61,900	52,140	9,760	15.8%	COPR	HORWITH	CITX300106
04/16/09	05/14/09	005129138	74396	67,000	50,920	16,080	24.0%	COPR	HORWITH	CITX300106
04/16/09	05/14/09	005129139	74397	66,600	49,880	16,720	25.1%	COPR	HORWITH	CITX300106
04/16/09	05/14/09	005129140	74398	6,540	52,260	(45,720)	-699.1%	COPR	HORWITH	CITX300106
04/16/09	05/14/09	005129141	74399	8,740	50,680	(41,940)	-479.9%	COPR	HORWITH	CHUX116
04/16/09	05/14/09	005129142	74400	67,620	49,720	17,900	26.5%	COPR	HORWITH	CHUX116
04/16/09	05/14/09	005129143	74401	76,380	49,420	26,960	35.3%	COPR	HORWITH	CHUX116
04/16/09	05/14/09	005129144	74402	45,020	49,260	(4,240)	-9.4%	COPR	HORWITH	CHUX116
04/16/09	05/14/09	005129145	74403	76,100	50,400	25,700	33.8%	COPR	HORWITH	JTLX30172
04/16/09	05/14/09	005129146	74404	67,620	50,840	16,780	24.8%	COPR	HORWITH	JTLX30172
04/16/09	05/14/09	005129147	74405	22,640	49,040	(26,400)	-116.6%	COPR	HORWITH	JTLX30172
04/16/09	05/14/09	005129148	74406	22,660	49,340	(26,680)	-117.7%	COPR	HORWITH	JTLX30172
04/16/09	05/14/09	005129149	74407	35,400	50,360	(14,960)	-42.3%	COPR	HORWITH	CHUX256
04/16/09	05/14/09	005129150	74408	77,020	51,260	25,760	33.4%	COPR	HORWITH	CHUX256
04/16/09	05/14/09	005129151	74409	77,180	49,620	27,560	35.7%	COPR	HORWITH	CHUX256
04/16/09	05/14/09	005129152	74410	6,860	51,400	(44,540)	-649.3%	COPR	HORWITH	CHUX256
04/16/09	05/14/09	005129153	74411	44,040	50,940	(6,900)	-15.7%	COPR	HORWITH	CHUX223
04/16/09	05/14/09	005129154	74412	68,300	52,140	16,160	23.7%	COPR	HORWITH	CHUX223
04/16/09	05/14/09	005129155	74413	76,040	51,480	24,560	32.3%	COPR	HORWITH	CHUX223
04/16/09	05/14/09	005129156	74414	47,140	49,820	(2,680)	-5.7%	COPR	HORWITH	CHUX172
04/16/09	05/14/09	005129157	74415	13,580	50,600	(37,020)	-272.6%	COPR	HORWITH	CHUX223
04/16/09	05/14/09	005129158	74416	75,440	50,400	25,040	33.2%	COPR	HORWITH	CHUX172
04/16/09	05/14/09	005129159	74417	67,480	50,380	17,100	25.3%	COPR	HORWITH	CHUX172
04/16/09	05/14/09	005129160	74418	7,300	51,960	(44,660)	-611.8%	COPR	HORWITH	CHUX172
04/16/09	05/07/09	005129161	74419	67,280	50,960	16,320	24.3%	COPR	HORWITH	CHUX148
04/16/09	05/14/09	005129162	74420	67,680	51,940	15,740	23.3%	COPR	HORWITH	CEFX35849
04/16/09	05/14/09	005129163	74421	75,400	50,800	24,600	32.6%	COPR	HORWITH	DJLX98504
04/16/09	05/14/09	005129164	74422	28,680	51,060	(22,380)	-78.0%	COPR	HORWITH	DJLX98504
04/16/09	05/14/09	005129165	74423	28,700	51,880	(23,180)	-80.8%	COPR	HORWITH	DJLX98504
04/16/09	05/14/09	005129166	74424	67,080	50,940	16,140	24.1%	COPR	HORWITH	DJLX98504
04/16/09	05/14/09	005129168	74425	58,780	51,820	6,960	11.8%	COPR	HORWITH	JTLX30162
04/16/09	05/14/09	005129169	74426	68,560	49,840	18,720	27.3%	COPR	HORWITH	JTLX30162
04/16/09	05/14/09	005129170	74427	68,420	51,880	16,540	24.2%	COPR	HORWITH	JTLX30162
04/16/09	05/14/09	005129171	74428	66,540	52,100	14,440	21.7%	COPR	HORWITH	CEFX35849
04/16/09	05/14/09	005129172	74429	6,760	52,420	(45,660)	-675.4%	COPR	HORWITH	JTLX30162
04/16/09	05/14/09	005129173	74430	38,200	52,380	(14,180)	-37.1%	COPR	HORWITH	CEFX35849
04/16/09	05/14/09	005129175	74431	41,960	52,000	(10,040)	-23.9%	COPR	HORWITH	CITX300164
04/16/09	05/14/09	005129176	74432	38,200	52,160	(13,960)	-36.5%	COPR	HORWITH	CEFX35849
04/16/09	05/14/09	005129177	74433	66,480	51,080	15,400	23.2%	COPR	HORWITH	CITX300164
04/16/09	05/14/09	005129178	74434	76,560	49,980	26,580	34.7%	COPR	HORWITH	CITX300164
04/16/09	05/14/09	005129179	74435	18,560	50,640	(32,080)	-172.8%	COPR	HORWITH	CITX300164
04/16/09	05/22/09	005129180	74436	76,320	50,240	26,080	34.2%	COPR	HORWITH	CHUX248
04/16/09	05/14/09	005129181	74437	6,700	49,800	(43,100)	-643.3%	COPR	HORWITH	JTLX30104
04/16/09	05/14/09	005129182	74438	77,100	49,180	27,920	36.2%	COPR	HORWITH	JTLX30104
04/16/09	05/14/09	005129183	74439	45,220	48,840	(3,620)	-8.0%	COPR	HORWITH	JTLX30104
04/16/09	05/14/09	005129184	74440	67,880	49,460	18,420	27.1%	COPR	HORWITH	JTLX30104
04/16/09	05/07/09	005129185	74441	25,560	48,520	(22,960)	-89.8%	COPR	HORWITH	JTLX30151
04/16/09	05/07/09	005129186	74442	67,360	51,560	15,800	23.5%	COPR	HORWITH	JTLX30151
04/16/09	05/07/09	005129187	74443	26,820	51,540	(24,720)	-92.2%	COPR	HORWITH	JTLX30151
04/16/09	05/07/09	005129188	74444	76,860	50,280	26,580	34.6%	COPR	HORWITH	JTLX30151
04/16/09	05/22/09	005129189	74445	67,900	49,900	18,000	26.5%	COPR	HORWITH	CHUX248
04/16/09	05/22/09	005129190	74446	26,680	50,700	(24,020)	-90.0%	COPR	HORWITH	CHUX248
04/16/09	05/07/09	005129191	74447	77,360	50,980	26,380	34.1%	COPR	HORWITH	CHUX148
04/16/09	05/22/09	005129192	74448	26,680	49,560	(22,880)	-85.8%	COPR	HORWITH	CHUX248
04/16/09	05/07/09	005129193	74449	25,960	50,440	(24,480)	-94.3%	COPR	HORWITH	CHUX148
04/16/09	05/07/09	005129194	74450	25,960	48,500	(22,540)	-86.8%	COPR	HORWITH	CHUX148
04/16/09	05/14/09	005129195	74451	67,380	50,380	17,000	25.2%	COPR	HORWITH	CHUX331

HONEYWELL SA-7 USE HAZARDOUS WASTE TRACKING (2006)										
Date Shipped	Date of Return Manifest	State Manifest	Man. Doc #	Facilty Manifest Weight (lbs)	Estimated Weight (lbs)	Manifest - Estimate (lbs)	Manifest - Estimate (%)	Material	Transporter	RAILCAR #
04/16/09	05/14/09	005129196	74452	31,440	50,820	(19,380)	-61.6%	COPR	HORWITH	CHUX331
04/17/09	05/07/09	005129197	74453	60,580	50,820	9,760	16.1%	COPR	HORWITH	JTLX30160
04/17/09	05/07/09	005129198	74454	67,120	50,700	16,420	24.5%	COPR	HORWITH	JTLX30160
04/17/09	05/07/09	005129199	74455	38,060	51,600	(13,540)	-35.6%	COPR	HORWITH	JTLX30160
04/17/09	05/07/09	005129200	74456	38,040	50,420	(12,380)	-32.5%	COPR	HORWITH	JTLX30160
04/17/09	05/14/09	005129201	74457	9,340	51,320	(41,980)	-449.5%	COPR	HORWITH	JTLX30165
04/17/09	05/14/09	005129202	74458	65,180	49,780	15,400	23.6%	COPR	HORWITH	JTLX30165
04/17/09	05/14/09	005129203	74459	63,620	49,720	13,900	21.8%	COPR	HORWITH	JTLX30165
04/17/09	05/14/09	005129204	74460	58,440	50,920	7,520	12.9%	COPR	HORWITH	JTLX30165
04/17/09	05/07/09	005129205	74461	45,260	52,140	(6,880)	-15.2%	COPR	HORWITH	CEFX35846
04/17/09	05/07/09	005129206	74462	76,100	51,640	24,460	32.1%	COPR	HORWITH	CEFX35846
04/17/09	05/07/09	005129207	74463	67,980	51,000	16,980	25.0%	COPR	HORWITH	CEFX35846
04/17/09	05/07/09	005129208	74464	12,180	50,760	(38,580)	-316.7%	COPR	HORWITH	CEFX35846
04/17/09	05/14/09	005129209	74465	58,840	50,540	8,300	14.1%	COPR	HORWITH	JTLX30141
04/17/09	05/14/09	005129210	74466	64,360	50,940	13,420	20.9%	COPR	HORWITH	JTLX30141
04/17/09	05/14/09	005129211	74467	67,540	49,860	17,680	26.2%	COPR	HORWITH	JTLX30141
04/17/09	05/14/09	005129212	74468	9,080	51,060	(41,980)	-462.3%	COPR	HORWITH	JTLX30141
04/17/09	05/14/09	005129213	74469	31,320	48,960	(17,640)	-56.3%	COPR	HORWITH	CHUX259
04/17/09	05/14/09	005129214	74470	68,580	52,000	16,580	24.2%	COPR	HORWITH	CHUX259
04/17/09	05/07/09	005129215	74471	49,940	49,800	140	0.3%	COPR	HORWITH	CITX300151
04/17/09	05/14/09	005129216	74472	67,000	49,180	17,820	26.6%	COPR	HORWITH	CHUX259
04/17/09	05/14/09	005129217	74473	31,900	48,960	(17,060)	-53.5%	COPR	HORWITH	CHUX259
04/17/09	05/07/09	005129218	74474	15,760	51,420	(35,660)	-226.3%	COPR	HORWITH	NDYX320320
04/17/09	05/07/09	005129219	74475	76,340	50,840	25,500	33.4%	COPR	HORWITH	NDYX320320
04/17/09	05/07/09	005129220	74476	75,660	50,000	25,660	33.9%	COPR	HORWITH	NDYX320320
04/17/09	05/07/09	005129221	74477	35,320	50,060	(14,740)	-41.7%	COPR	HORWITH	NDYX320320
04/17/09	05/07/09	005129222	74478	8,660	49,920	(41,260)	-476.4%	COPR	HORWITH	CITX300151
04/17/09	05/07/09	005129223	74479	68,580	50,700	17,880	26.1%	COPR	HORWITH	CITX300151
04/17/09	05/07/09	005129224	74480	67,740	49,300	18,440	27.2%	COPR	HORWITH	CITX300151
04/17/09	05/07/09	005129225	74481	63,900	50,600	13,300	20.8%	COPR	HORWITH	CEFX35240
04/17/09	05/07/09	005129226	74482	75,340	50,480	24,860	33.0%	COPR	HORWITH	CEFX35240
04/17/09	05/07/09	005129227	74483	28,940	50,280	(21,340)	-73.7%	COPR	HORWITH	CEFX35240
04/17/09	05/07/09	005129228	74484	28,960	50,140	(21,180)	-73.1%	COPR	HORWITH	CEFX35240
04/17/09	05/07/09	005129229	74485	53,160	51,500	1,660	3.1%	COPR	HORWITH	CITX300020
04/17/09	05/07/09	005129230	74486	76,020	51,880	24,140	31.8%	COPR	HORWITH	CITX300020
04/17/09	05/07/09	005129231	74487	67,160	49,880	17,280	25.7%	COPR	HORWITH	CITX300020
04/17/09	05/07/09	005129232	74488	9,060	51,920	(42,860)	-473.1%	COPR	HORWITH	CITX300020
04/17/09	05/07/09	005129233	74489	41,280	51,140	(9,860)	-23.9%	COPR	HORWITH	CITX300027
04/17/09	05/07/09	005129234	74490	65,900	49,960	15,940	24.2%	COPR	HORWITH	CITX300027
04/17/09	05/07/09	005129235	74491	66,720	50,580	16,140	24.2%	COPR	HORWITH	CITX300027
04/17/09	05/07/09	005129236	74492	22,780	49,440	(26,660)	-117.0%	COPR	HORWITH	CITX300027
04/17/09	05/07/09	005129237	74493	40,980	51,040	(10,060)	-24.5%	COPR	HORWITH	CITX300105
04/17/09	05/07/09	005129238	74494	76,080	50,920	25,160	33.1%	COPR	HORWITH	CHUX333
04/17/09	05/07/09	005129239	74495	66,160	50,340	15,820	23.9%	COPR	HORWITH	CITX300105
04/17/09	05/07/09	005129240	74496	68,180	52,300	15,880	23.3%	COPR	HORWITH	CITX300105
04/17/09	05/07/09	005129241	74497	12,340	50,580	(38,240)	-309.9%	COPR	HORWITH	CHUX135
04/17/09	05/07/09	005129242	74498	76,060	49,920	26,140	34.4%	COPR	HORWITH	CHUX135
04/17/09	05/07/09	005129243	74499	26,380	50,860	(24,480)	-92.8%	COPR	HORWITH	CITX300105
04/17/09	05/07/09	005129244	74500	75,480	50,080	25,400	33.7%	COPR	HORWITH	CHUX135
04/17/09	05/07/09	005129245	74501	34,900	51,720	(16,820)	-48.2%	COPR	HORWITH	CHUX135
04/17/09	05/07/09	005129246	74502	76,060	49,960	26,100	34.3%	COPR	HORWITH	CHUX283
04/17/09	05/07/09	005129247	74503	67,240	50,020	17,220	25.6%	COPR	HORWITH	CHUX283
04/17/09	05/07/09	005129248	74504	28,080	50,440	(22,360)	-79.6%	COPR	HORWITH	CHUX283
04/17/09	05/07/09	005129249	74505	28,080	50,740	(22,660)	-80.7%	COPR	HORWITH	CHUX283
04/17/09	05/07/09	005129250	74506	20,160	50,340	(30,180)	-149.7%	COPR	HORWITH	CHUX333
04/17/09	05/07/09	005129251	74507	76,560	48,080	28,480	37.2%	COPR	HORWITH	CHUX333
04/17/09	05/07/09	005129252	74508	22,280	49,980	(27,700)	-124.3%	COPR	HORWITH	CHUX333
04/17/09	05/07/09	005129253	74509	19,780	51,020	(31,240)	-157.9%	COPR	HORWITH	CHUX149
04/17/09	05/07/09	005129254	74510	67,620	51,540	16,080	23.8%	COPR	HORWITH	CHUX149
04/17/09	05/07/09	005129255	74511	47,040	50,900	(3,860)	-8.2%	COPR	HORWITH	CHUX149
04/17/09	05/07/09	005129256	74512	64,840	50,280	14,560	22.5%	COPR	HORWITH	CHUX149
04/17/09	05/07/09	005129257	74513	11,440	52,180	(40,740)	-356.1%	COPR	HORWITH	JTLX254
04/17/09	05/07/09	005129258	74514	66,960	49,600	17,360	25.9%	COPR	HORWITH	JTLX254
04/17/09	05/07/09	005129259	74515	75,540	50,940	24,600	32.6%	COPR	HORWITH	JTLX254
04/17/09	05/07/09	005129260	74516	48,440	51,100	(2,660)	-5.5%	COPR	HORWITH	JTLX254
04/17/09	05/14/09	005129261	74517	23,780	50,080	(26,300)	-110.6%	COPR	HORWITH	JTLX240
04/20/09	05/14/09	005129262	74518	30,340	49,680	(19,340)	-63.7%	COPR	HORWITH	CITX300034
04/20/09	05/14/09	005129263	74519	66,340	50,640	15,700	23.7%	COPR	HORWITH	CITX300034
04/20/09	05/14/09	005129264	74520	67,940	51,540	16,400	24.1%	COPR	HORWITH	CITX300034
04/20/09	05/14/09	005129265	74521	35,660	51,080	(15,420)	-43.2%	COPR	HORWITH	CITX300034
04/20/09	05/14/09	005129266	74522	65,360	50,480	14,880	22.8%	COPR	HORWITH	NDYX320465
04/20/09	05/14/09	005129267	74523	21,320	50,520	(29,200)	-137.0%	COPR	HORWITH	NDYX320465
04/20/09	05/14/09	005129268	74524	75,560	50,880	24,680	32.7%	COPR	HORWITH	NDYX320465
04/20/09	05/14/09	005129269	74525	35,600	48,460	(12,860)	-36.1%	COPR	HORWITH	NDYX320465

Honeywell

HONEYWELL SA-7 USE HAZARDOUS WASTE TRACKING (2006)										
Date Shipped	Date of Return Manifest	State Manifest	Man. Doc #	Facilty Manifest Weight (lbs)	Estimated Weight (lbs)	Manifest - Estimate (lbs)	Manifest - Estimate (%)	Material	Transporter	RAILCAR #
04/20/09	05/14/09	005129270	74526	53,740	51,060	2,680	5.0%	COPR	HORWITH	JTLX278
04/20/09	05/14/09	005129271	74527	76,780	49,460	27,320	35.6%	COPR	HORWITH	JTLX278
04/20/09	05/14/09	005129272	74528	14,280	51,440	(37,160)	-260.2%	COPR	HORWITH	JTLX30154
04/20/09	05/14/09	005129273	74529	34,080	52,260	(18,180)	-53.3%	COPR	HORWITH	JTLX278
04/20/09	05/14/09	005129274	74530	34,080	50,460	(16,380)	-48.1%	COPR	HORWITH	JTLX278
04/20/09	05/14/09	005129275	74531	60,640	48,020	12,620	20.8%	COPR	HORWITH	JTLX30154
04/20/09	05/14/09	005129276	74532	65,980	51,860	14,120	21.4%	COPR	HORWITH	JTLX30154
04/20/09	05/14/09	005129277	74533	53,880	48,580	5,300	9.8%	COPR	HORWITH	JTLX30154
04/20/09	05/14/09	005129278	74534	55,060	50,860	4,200	7.6%	COPR	HORWITH	CITX300135
04/20/09	05/14/09	005129279	74535	66,900	51,300	15,600	23.3%	COPR	HORWITH	CITX300135
04/20/09	05/14/09	005129280	74536	65,360	51,660	13,700	21.0%	COPR	HORWITH	CITX300135
04/20/09	05/14/09	005129281	74537	14,220	50,840	(36,620)	-257.5%	COPR	HORWITH	CITX300135
04/20/09	05/14/09	005129282	74538	40,220	52,000	(11,780)	-29.3%	COPR	HORWITH	JTLX267
04/20/09	05/14/09	005129283	74539	68,160	50,820	17,340	25.4%	COPR	HORWITH	JTLX267
04/20/09	05/14/09	005129284	74540	76,480	50,520	25,960	33.9%	COPR	HORWITH	JTLX267
04/20/09	05/14/09	005129285	74541	12,920	48,000	(35,080)	-271.5%	COPR	HORWITH	JTLX267
04/20/09	05/14/09	005129286	74542	75,720	51,640	24,080	31.8%	COPR	HORWITH	CEFX35811
04/20/09	05/14/09	005129287	74543	76,540	51,140	25,400	33.2%	COPR	HORWITH	CEFX35811
04/20/09	05/14/09	005129288	74544	23,820	50,740	(26,920)	-113.0%	COPR	HORWITH	CEFX35811
04/20/09	05/14/09	005129289	74545	23,820	51,100	(27,280)	-114.5%	COPR	HORWITH	CEFX35811
04/20/09	05/22/09	005129290	74546	68,020	49,900	18,120	26.6%	COPR	HORWITH	NDYX320445
04/20/09	05/22/09	005129291	74547	66,980	49,240	17,740	26.5%	COPR	HORWITH	NDYX320445
04/20/09	05/22/09	005129292	74548	29,340	49,060	(19,720)	-67.2%	COPR	HORWITH	NDYX320445
04/20/09	05/22/09	005129293	74549	29,340	50,700	(21,360)	-72.8%	COPR	HORWITH	NDYX320445
04/20/09	05/14/09	005129294	74550	57,060	52,240	4,820	8.4%	COPR	HORWITH	NDYX320329
04/20/09	05/14/09	005129295	74551	34,300	49,640	(15,340)	-44.7%	COPR	HORWITH	NDYX320329
04/20/09	05/14/09	005129296	74552	76,280	51,520	24,760	32.5%	COPR	HORWITH	NDYX320329
04/20/09	05/14/09	005129297	74553	33,420	50,340	(16,920)	-50.6%	COPR	HORWITH	CHUX188
04/20/09	05/14/09	005129298	74554	67,620	51,240	16,380	24.2%	COPR	HORWITH	CHUX188
04/20/09	05/14/09	005129299	74555	75,220	51,220	24,000	31.9%	COPR	HORWITH	CHUX188
04/20/09	05/14/09	005129300	74556	26,460	50,700	(24,240)	-91.6%	COPR	HORWITH	CHUX188
04/20/09	05/14/09	005129301	74557	20,420	50,860	(30,440)	-149.1%	COPR	HORWITH	CHUX261
04/20/09	05/14/09	005129302	74558	67,000	50,220	16,780	25.0%	COPR	HORWITH	CHUX261
04/20/09	05/14/09	005129303	74559	75,520	48,980	26,540	35.1%	COPR	HORWITH	CHUX261
04/20/09	05/14/09	005129304	74560	34,780	49,880	(15,100)	-43.4%	COPR	HORWITH	CHUX261
04/20/09	05/14/09	005129305	74561	51,080	50,180	900	1.8%	COPR	HORWITH	NDYX320337
04/20/09	05/14/09	005129306	74562	68,120	50,120	18,000	26.4%	COPR	HORWITH	NDYX320337
04/20/09	05/14/09	005129307	74563	19,020	52,580	(33,560)	-176.4%	COPR	HORWITH	NDYX320337
04/20/09	05/14/09	005129308	74564	66,600	51,440	15,160	22.8%	COPR	HORWITH	NDYX320337
04/20/09	05/14/09	005129309	74565	14,320	50,940	(36,620)	-255.7%	COPR	HORWITH	CHUX107
04/20/09	05/14/09	005129310	74566	67,700	51,740	15,960	23.6%	COPR	HORWITH	CHUX107
04/20/09	05/14/09	005129311	74567	66,780	50,440	16,340	24.5%	COPR	HORWITH	CHUX107
04/20/09	05/14/09	005129312	74568	52,960	49,980	2,980	5.6%	COPR	HORWITH	CHUX107
04/20/09	05/14/09	005129313	74569	67,100	50,780	16,320	24.3%	COPR	HORWITH	CHUX163
04/20/09	05/14/09	005129314	74570	75,880	50,260	25,620	33.8%	COPR	HORWITH	CHUX163
04/20/09	05/14/09	005129315	74571	26,960	49,080	(22,120)	-82.0%	COPR	HORWITH	CHUX163
04/20/09	05/14/09	005129316	74572	26,940	49,500	(22,560)	-83.7%	COPR	HORWITH	CHUX163
04/20/09	05/14/09	005129317	74573	34,300	52,000	(17,700)	-51.6%	COPR	HORWITH	NDYX320329
04/20/09	05/14/09	005129318	74574	51,920	51,080	840	1.6%	COPR	HORWITH	CHUX141
04/20/09	05/14/09	005129319	74575	66,800	49,200	17,600	26.3%	COPR	HORWITH	CHUX141
04/20/09	05/14/09	005129320	74576	75,960	52,480	23,480	30.9%	COPR	HORWITH	CHUX141
04/20/09	05/14/09	005129321	74577	9,140	51,140	(42,000)	-459.5%	COPR	HORWITH	CHUX141
04/20/09	05/14/09	005129322	74578	40,540	51,680	(11,140)	-27.5%	COPR	HORWITH	CHUX280
04/20/09	05/14/09	005129323	74579	75,960	49,980	25,980	34.2%	COPR	HORWITH	CHUX280
04/20/09	05/14/09	005129324	74580	68,480	52,240	16,240	23.7%	COPR	HORWITH	CHUX280
04/20/09	05/14/09	005129325	74581	16,400	50,520	(34,120)	-208.0%	COPR	HORWITH	CHUX280
04/20/09	05/14/09	005129326	74582	77,120	51,140	25,980	33.7%	COPR	HORWITH	JTLX240
04/20/09	05/14/09	005129327	74583	68,440	48,000	20,440	29.9%	COPR	HORWITH	JTLX240
04/20/09	05/14/09	005129328	74584	27,040	48,560	(21,520)	-79.6%	COPR	HORWITH	JTLX240
04/20/09	05/14/09	005129329	74585	8,060	48,120	(40,060)	-497.0%	COPR	HORWITH	JTLX30145
04/20/09	05/14/09	005129330	74586	67,900	48,480	19,420	28.6%	COPR	HORWITH	JTLX30145
04/20/09	05/14/09	005129331	74587	76,280	51,360	24,920	32.7%	COPR	HORWITH	JTLX30145
04/21/09	05/14/09	005129332	74588	23,680	49,500	(25,820)	-109.0%	COPR	HORWITH	JTLX192
04/21/09	05/14/09	005129333	74589	67,380	50,400	16,980	25.2%	COPR	HORWITH	JTLX192
04/21/09	05/14/09	005129334	74590	65,880	51,280	14,600	22.2%	COPR	HORWITH	JTLX192
04/21/09	05/14/09	005129335	74591	65,620	50,040	15,580	23.7%	COPR	HORWITH	CHUX114
04/21/09	05/14/09	005129336	74592	39,580	48,820	(9,240)	-23.3%	COPR	HORWITH	JTLX192
04/21/09	05/14/09	005129337	74593	52,680	52,080	600	1.1%	COPR	HORWITH	CHUX114
04/21/09	05/14/09	005129338	74594	37,960	51,420	(13,460)	-35.5%	COPR	HORWITH	CHUX114
04/21/09	05/14/09	005129339	74595	37,940	49,180	(11,240)	-29.6%	COPR	HORWITH	CHUX114
04/21/09	05/14/09	005129340	74596	44,000	49,440	(5,440)	-12.4%	COPR	HORWITH	JTLX30145
04/21/09	05/14/09	005129341	74597	37,740	49,220	(11,480)	-30.4%	COPR	HORWITH	JTLX30158
04/21/09	05/14/09	005129342	74598	75,640	50,860	24,780	32.8%	COPR	HORWITH	JTLX30158
04/21/09	05/14/09	005129343	74599	75,860	51,840	24,020	31.7%	COPR	HORWITH	JTLX30158

HONEYWELL SA-7 USE HAZARDOUS WASTE TRACKING (2006)										
Date Shipped	Date of Return Manifest	State Manifest	Man. Doc #	Facilty Manifest Weight (lbs)	Estimated Weight (lbs)	Manifest - Estimate (lbs)	Manifest - Estimate (%)	Material	Transporter	RAILCAR #
04/21/09	05/14/09	005129344	74600	9,800	51,320	(41,520)	-423.7%	COPR	HORWITH	JTLX30158
04/21/09	05/14/09	005129345	74601	76,540	48,800	27,740	36.2%	COPR	HORWITH	CEFX35800
04/21/09	05/14/09	005129346	74602	68,440	51,340	17,100	25.0%	COPR	HORWITH	CEFX35800
04/21/09	05/14/09	005129347	74603	29,580	51,260	(21,680)	-73.3%	COPR	HORWITH	CEFX35800
04/21/09	05/14/09	005129348	74604	18,280	48,360	(30,080)	-164.6%	COPR	HORWITH	CITX300022
04/21/09	05/14/09	005129349	74605	29,580	52,520	(22,940)	-77.6%	COPR	HORWITH	CEFX35800
04/21/09	05/14/09	005129350	74606	76,380	49,100	27,280	35.7%	COPR	HORWITH	CITX300022
04/21/09	05/14/09	005129351	74607	68,400	48,300	20,100	29.4%	COPR	HORWITH	CITX300022
04/21/09	05/14/09	005129352	74608	29,640	50,260	(20,620)	-69.6%	COPR	HORWITH	CITX300022
04/21/09	05/14/09	005129353	74609	29,340	50,160	(20,820)	-71.0%	COPR	HORWITH	CHUX171
04/21/09	05/14/09	005129354	74610	67,580	50,460	17,120	25.3%	COPR	HORWITH	CHUX171
04/21/09	05/14/09	005129355	74611	66,520	49,380	17,140	25.8%	COPR	HORWITH	CHUX171
04/21/09	05/14/09	005129356	74612	37,340	51,420	(14,080)	-37.7%	COPR	HORWITH	CHUX171
04/21/09	05/14/09	005129357	74613	31,300	49,400	(18,100)	-57.8%	COPR	HORWITH	JTLX30170
04/21/09	05/14/09	005129358	74614	76,500	49,600	26,900	35.2%	COPR	HORWITH	JTLX30170
04/21/09	05/14/09	005129359	74615	75,740	49,100	26,640	35.2%	COPR	HORWITH	JTLX30170
04/21/09	05/14/09	005129360	74616	14,000	50,160	(36,160)	-258.3%	COPR	HORWITH	JTLX30170
04/21/09	05/22/09	005129361	74617	75,940	51,440	24,500	32.3%	COPR	HORWITH	DJLX98506
04/21/09	05/22/09	005129362	74618	68,040	51,060	16,980	25.0%	COPR	HORWITH	DJLX98506
04/21/09	05/22/09	005129363	74619	28,360	48,340	(19,980)	-70.5%	COPR	HORWITH	DJLX98506
04/21/09	05/14/09	005129364	74620	38,860	49,080	(10,220)	-26.3%	COPR	HORWITH	NDYX320335
04/21/09	05/22/09	005129365	74621	28,360	49,540	(21,180)	-74.7%	COPR	HORWITH	DJLX98506
04/21/09	05/14/09	005129366	74622	33,960	51,720	(17,760)	-52.3%	COPR	HORWITH	CHUX189
04/21/09	05/14/09	005129367	74623	66,280	51,800	14,480	21.8%	COPR	HORWITH	CHUX189
04/21/09	05/14/09	005129368	74624	65,180	50,100	15,080	23.1%	COPR	HORWITH	CHUX189
04/21/09	05/14/09	005129369	74625	35,840	51,000	(15,160)	-42.3%	COPR	HORWITH	CHUX189
04/21/09	05/14/09	005129370	74626	75,720	50,280	25,440	33.6%	COPR	HORWITH	CITX300149
04/21/09	05/14/09	005129371	74627	20,760	50,620	(29,860)	-143.8%	COPR	HORWITH	CITX300149
04/21/09	05/14/09	005129372	74628	76,060	51,080	24,980	32.8%	COPR	HORWITH	CITX300149
04/21/09	05/14/09	005129373	74629	20,760	51,100	(30,340)	-146.1%	COPR	HORWITH	CITX300149
04/21/09	05/14/09	005129374	74630	67,060	51,860	15,200	22.7%	COPR	HORWITH	JTLX30110
04/21/09	05/14/09	005129375	74631	68,100	50,320	17,780	26.1%	COPR	HORWITH	JTLX30110
04/21/09	05/14/09	005129376	74632	75,300	52,380	22,920	30.4%	COPR	HORWITH	JTLX30159
04/21/09	05/14/09	005129377	74633	33,560	51,920	(18,360)	-54.7%	COPR	HORWITH	JTLX30110
04/21/09	05/14/09	005129378	74634	33,560	51,140	(17,580)	-52.4%	COPR	HORWITH	JTLX30110
04/21/09	05/14/09	005129379	74635	66,420	50,240	16,180	24.4%	COPR	HORWITH	JTLX30159
04/21/09	05/14/09	005129380	74636	28,960	51,800	(22,840)	-78.9%	COPR	HORWITH	JTLX30159
04/21/09	05/14/09	005129381	74637	28,960	51,060	(22,100)	-76.3%	COPR	HORWITH	JTLX30159
04/21/09	05/14/09	005129382	74638	50,360	51,520	(1,160)	-2.3%	COPR	HORWITH	CITX300141
04/21/09	05/14/09	005129383	74639	75,520	49,740	25,780	34.1%	COPR	HORWITH	CITX300141
04/21/09	05/14/09	005129384	74640	38,120	51,540	(13,420)	-35.2%	COPR	HORWITH	CITX300141
04/21/09	05/14/09	005129385	74641	38,100	50,960	(12,860)	-33.8%	COPR	HORWITH	CITX300141
04/21/09	05/14/09	005129386	74642	20,580	52,140	(31,560)	-153.4%	COPR	HORWITH	CEFX35828
04/21/09	05/14/09	005129387	74643	69,240	52,460	16,780	24.2%	COPR	HORWITH	CEFX35828
04/21/09	05/14/09	005129388	74644	67,300	50,980	16,320	24.2%	COPR	HORWITH	CEFX35828
04/21/09	05/14/09	005129389	74645	45,020	51,540	(6,520)	-14.5%	COPR	HORWITH	CEFX35828
04/21/09	05/14/09	005129390	74646	76,280	51,460	24,820	32.5%	COPR	HORWITH	NDYX320335
04/21/09	05/14/09	005129391	74647	68,120	50,060	18,060	26.5%	COPR	HORWITH	NDYX320335
04/21/09	05/14/09	005129392	74648	16,780	51,540	(34,760)	-207.2%	COPR	HORWITH	NDYX320335
04/21/09	05/14/09	005129393	74649	75,800	51,440	24,360	32.1%	COPR	HORWITH	CEFX35821
04/21/09	05/14/09	005129394	74650	66,620	50,680	15,940	23.9%	COPR	HORWITH	CEFX35821
04/21/09	05/14/09	005129395	74651	27,820	50,160	(22,340)	-80.3%	COPR	HORWITH	CEFX35821
04/21/09	05/14/09	005129396	74652	27,520	52,180	(24,660)	-89.6%	COPR	HORWITH	CHUX126
04/21/09	05/14/09	005129397	74653	27,820	50,820	(23,000)	-82.7%	COPR	HORWITH	CEFX35821
04/21/09	05/14/09	005129398	74654	65,320	51,760	13,560	20.8%	COPR	HORWITH	CHUX126
04/21/09	05/14/09	005129399	74655	43,320	49,180	(5,860)	-13.5%	COPR	HORWITH	CHUX126
04/21/09	05/14/09	005129400	74656	66,620	51,560	15,060	22.6%	COPR	HORWITH	CHUX126
04/21/09	05/22/09	005129401	74657	72,180	48,860	23,320	32.3%	COPR	HORWITH	CITX300167
04/22/09	05/22/09	005129402	74658	66,540	50,560	15,980	24.0%	COPR	HORWITH	CHUX247
04/22/09	05/22/09	005129403	74659	76,900	50,800	26,100	33.9%	COPR	HORWITH	CHUX247
04/22/09	05/22/09	005129404	74660	76,520	50,100	26,420	34.5%	COPR	HORWITH	JTLX185
04/22/09	05/22/09	005129405	74661	27,380	51,680	(24,300)	-88.8%	COPR	HORWITH	CHUX247
04/22/09	05/22/09	005129406	74662	27,380	51,100	(23,720)	-86.6%	COPR	HORWITH	CHUX247
04/22/09	05/22/09	005129407	74663	10,000	48,020	(38,020)	-380.2%	COPR	HORWITH	JTLX185
04/22/09	05/22/09	005129408	74664	67,540	48,000	19,540	28.9%	COPR	HORWITH	JTLX185
04/22/09	05/22/09	005129409	74665	36,020	49,100	(13,080)	-36.3%	COPR	HORWITH	JTLX185
04/22/09	05/14/09	005129410	74666	35,500	51,140	(15,640)	-44.1%	COPR	HORWITH	JTLX30109
04/22/09	05/14/09	005129411	74667	64,980	51,480	13,500	20.8%	COPR	HORWITH	JTLX30109
04/22/09	05/22/09	005129412	74668	66,780	48,080	18,700	28.0%	COPR	HORWITH	CITX300111
04/22/09	05/14/09	005129413	74669	66,240	51,320	14,920	22.5%	COPR	HORWITH	JTLX30109
04/22/09	05/14/09	005129414	74670	36,220	51,240	(15,020)	-41.5%	COPR	HORWITH	JTLX30109
04/22/09	05/22/09	005129415	74671	42,900	48,700	(5,800)	-13.5%	COPR	HORWITH	CITX300111
04/22/09	05/22/09	005129416	74672	77,240	51,280	25,960	33.6%	COPR	HORWITH	CITX300111
04/22/09	05/22/09	005129417	74673	4,600	49,380	(44,780)	-973.5%	COPR	HORWITH	CITX300111

HONEYWELL SA-7 USE HAZARDOUS WASTE TRACKING (2006)										
Date Shipped	Date of Return Manifest	State Manifest	Man. Doc #	Facilty Manifest Weight (lbs)	Estimated Weight (lbs)	Manifest - Estimate (lbs)	Manifest - Estimate (%)	Material	Transporter	RAILCAR #
04/22/09	05/22/09	005129418	74674	67,100	50,620	16,480	24.6%	COPR	HORWITH	CITX300167
04/22/09	05/22/09	005129419	74675	28,760	49,920	(21,160)	-73.6%	COPR	HORWITH	CITX300167
04/22/09	05/22/09	005129420	74676	28,760	50,540	(21,780)	-75.7%	COPR	HORWITH	CITX300167
04/22/09	05/22/09	005129421	74677	19,180	50,800	(31,620)	-164.9%	COPR	HORWITH	CITX300143
04/22/09	05/22/09	005129422	74678	77,260	50,200	27,060	35.0%	COPR	HORWITH	CITX300143
04/22/09	05/22/09	005129423	74679	66,440	49,680	16,760	25.2%	COPR	HORWITH	CITX300143
04/22/09	05/22/09	005129424	74680	38,380	49,920	(11,540)	-30.1%	COPR	HORWITH	CITX300143
04/22/09	05/22/09	005129425	74681	64,420	48,780	15,640	24.3%	COPR	HORWITH	CHUX113
04/22/09	05/22/09	005129426	74682	76,440	50,620	25,820	33.8%	COPR	HORWITH	CHUX113
04/22/09	05/22/09	005129427	74683	28,420	49,540	(21,120)	-74.3%	COPR	HORWITH	CHUX113
04/22/09	05/22/09	005129428	74684	28,440	52,020	(23,580)	-82.9%	COPR	HORWITH	CHUX113
04/22/09	05/22/09	005129429	74685	33,620	49,800	(16,180)	-48.1%	COPR	HORWITH	CEFX35824
04/22/09	05/22/09	005129430	74686	76,000	49,220	26,780	35.2%	COPR	HORWITH	CEFX35824
04/22/09	05/22/09	005129431	74687	21,340	51,360	(30,020)	-140.7%	COPR	HORWITH	CEFX35824
04/22/09	05/22/09	005129432	74688	67,820	50,060	17,760	26.2%	COPR	HORWITH	CEFX35824
04/22/09	05/22/09	005129433	74689	38,360	50,160	(11,800)	-30.8%	COPR	HORWITH	JTLX234
04/22/09	05/22/09	005129434	74690	76,920	48,720	28,200	36.7%	COPR	HORWITH	JTLX234
04/22/09	05/22/09	005129435	74691	68,020	50,480	17,540	25.8%	COPR	HORWITH	JTLX234
04/22/09	05/22/09	005129436	74692	10,200	51,620	(41,420)	-406.1%	COPR	HORWITH	JTLX234
04/22/09	05/22/09	005129437	74693	66,980	50,560	16,420	24.5%	COPR	HORWITH	NDYX320472
04/22/09	05/22/09	005129438	74694	76,340	50,060	26,280	34.4%	COPR	HORWITH	NDYX320472
04/22/09	05/22/09	005129439	74695	26,920	51,560	(24,640)	-91.5%	COPR	HORWITH	NDYX320472
04/22/09	05/22/09	005129440	74696	26,900	50,080	(23,180)	-86.2%	COPR	HORWITH	NDYX320472
04/22/09	05/22/09	005129441	74697	31,480	49,080	(17,600)	-55.9%	COPR	HORWITH	CEFX35831
04/22/09	05/22/09	005129442	74698	65,440	49,040	16,400	25.1%	COPR	HORWITH	CEFX35831
04/22/09	05/22/09	005129443	74699	65,660	49,840	15,820	24.1%	COPR	HORWITH	CEFX35831
04/22/09	05/22/09	005129444	74700	33,600	51,440	(17,840)	-53.1%	COPR	HORWITH	CEFX35831
04/22/09	05/22/09	005129445	74701	22,860	51,100	(28,240)	-123.5%	COPR	HORWITH	CHUX249
04/22/09	05/22/09	005129446	74702	75,480	51,500	23,980	31.8%	COPR	HORWITH	CHUX249
04/22/09	05/22/09	005129447	74703	66,960	51,240	15,720	23.5%	COPR	HORWITH	CHUX249
04/22/09	05/22/09	005129448	74704	66,680	50,740	15,940	23.9%	COPR	HORWITH	CHUX297
04/22/09	05/22/09	005129449	74705	35,520	50,440	(14,920)	-42.0%	COPR	HORWITH	CHUX249
04/22/09	05/22/09	005129450	74706	33,160	48,000	(14,840)	-44.8%	COPR	HORWITH	CHUX297
04/22/09	05/22/09	005129451	74707	65,140	51,680	13,460	20.7%	COPR	HORWITH	CHUX297
04/22/09	05/22/09	005129452	74708	33,140	49,740	(16,600)	-50.1%	COPR	HORWITH	CHUX297
04/22/09	05/22/09	005129453	74709	10,040	51,300	(41,260)	-411.0%	COPR	HORWITH	CITX300100
04/22/09	05/22/09	005129454	74710	76,960	51,460	25,500	33.1%	COPR	HORWITH	CITX300100
04/22/09	05/22/09	005129455	74711	76,900	50,560	26,340	34.3%	COPR	HORWITH	CITX300100
04/22/09	05/22/09	005129456	74712	36,520	51,780	(15,260)	-41.8%	COPR	HORWITH	CITX300100
04/22/09	05/22/09	005129457	74713	31,120	51,200	(20,080)	-64.5%	COPR	HORWITH	JTLX252
04/22/09	05/22/09	005129458	74714	76,760	49,840	26,920	35.1%	COPR	HORWITH	JTLX252
04/22/09	05/22/09	005129459	74715	77,520	48,100	29,420	38.0%	COPR	HORWITH	JTLX252
04/22/09	05/22/09	005129460	74716	13,340	51,020	(37,680)	-282.5%	COPR	HORWITH	JTLX252
04/22/09	05/22/09	005129461	74717	54,900	51,820	3,080	5.6%	COPR	HORWITH	CHUX212
04/22/09	05/22/09	005129462	74718	75,320	51,720	23,600	31.3%	COPR	HORWITH	CHUX212
04/22/09	05/22/09	005129463	74719	33,580	48,000	(14,420)	-42.9%	COPR	HORWITH	CHUX212
04/22/09	05/22/09	005129464	74720	33,580	48,140	(14,560)	-43.4%	COPR	HORWITH	CHUX212
04/22/09	05/22/09	005129465	74721	14,300	49,100	(34,800)	-243.4%	COPR	HORWITH	CITX300102
04/22/09	05/22/09	005129466	74722	75,520	50,300	25,220	33.4%	COPR	HORWITH	CITX300102
04/22/09	05/22/09	005129467	74723	76,760	49,560	27,200	35.4%	COPR	HORWITH	CITX300102
04/22/09	05/22/09	005129469	74724	25,600	49,100	(23,500)	-91.8%	COPR	HORWITH	CITX300102
04/22/09	05/22/09	005129470	74725	46,520	49,620	(3,100)	-6.7%	COPR	HORWITH	JTLX30149
04/22/09	05/22/09	005129471	74726	66,360	51,540	14,820	22.3%	COPR	HORWITH	JTLX30149
04/22/09	05/22/09	005129472	74727	66,700	51,220	15,480	23.2%	COPR	HORWITH	JTLX30149
04/23/09	05/22/09	005129473	74728	53,820	49,340	4,480	8.3%	COPR	HORWITH	CHUX182
04/23/09	05/22/09	005129474	74729	76,400	51,040	25,360	33.2%	COPR	HORWITH	CHUX182
04/23/09	05/22/09	005129475	74730	34,040	50,360	(16,320)	-47.9%	COPR	HORWITH	CHUX182
04/23/09	05/22/09	005129476	74731	34,060	51,740	(17,680)	-51.9%	COPR	HORWITH	CHUX182
04/23/09	05/22/09	005129477	74732	21,980	51,020	(29,040)	-132.1%	COPR	HORWITH	JTLX30149
04/23/09	05/22/09	005129478	74733	31,960	48,180	(16,220)	-50.8%	COPR	HORWITH	CEFX35832
04/23/09	05/22/09	005129479	74734	67,840	50,200	17,640	26.0%	COPR	HORWITH	CEFX35832
04/23/09	05/22/09	005129480	74735	75,200	50,200	25,000	33.2%	COPR	HORWITH	CEFX35832
04/23/09	05/22/09	005129481	74736	13,680	52,100	(38,420)	-280.8%	COPR	HORWITH	CITX300160
04/23/09	05/22/09	005129482	74737	20,900	52,400	(31,500)	-150.7%	COPR	HORWITH	CEFX35832
04/23/09	05/22/09	005129483	74738	67,480	50,660	16,820	24.9%	COPR	HORWITH	CITX300160
04/23/09	05/22/09	005129484	74739	66,620	49,460	17,160	25.8%	COPR	HORWITH	CITX300160
04/23/09	05/22/09	005129485	74740	48,800	48,860	(60)	-0.1%	COPR	HORWITH	CITX300160
04/23/09	05/14/09	005129486	74741	67,640	50,320	17,320	25.6%	COPR	HORWITH	CHUX318
04/23/09	05/14/09	005129487	74742	67,020	49,380	17,640	26.3%	COPR	HORWITH	CHUX318
04/23/09	05/14/09	005129488	74743	31,860	49,920	(18,060)	-56.7%	COPR	HORWITH	CHUX318
04/23/09	05/14/09	005129489	74744	31,880	48,820	(16,940)	-53.1%	COPR	HORWITH	CHUX318
04/23/09	05/22/09	005129490	74745	47,840	50,420	(2,580)	-5.4%	COPR	HORWITH	JTLX156
04/23/09	05/22/09	005129491	74746	67,640	51,780	15,860	23.4%	COPR	HORWITH	JTLX156
04/23/09	05/22/09	005129492	74747	76,300	51,260	25,040	32.8%	COPR	HORWITH	JTLX156

Honeywell

HONEYWELL SA-7 USE HAZARDOUS WASTE TRACKING (2006)										
Date Shipped	Date of Return Manifest	State Manifest	Man. Doc #	Facilty Manifest Weight (lbs)	Estimated Weight (lbs)	Manifest - Estimate (lbs)	Manifest - Estimate (%)	Material	Transporter	RAILCAR #
04/23/09	05/14/09	005129493	74748	49,740	50,300	(560)	-1.1%	COPR	HORWITH	CEFX35802
04/23/09	05/22/09	005129494	74749	8,140	51,980	(43,840)	-538.6%	COPR	HORWITH	JTLX156
04/23/09	05/14/09	005129495	74750	67,860	49,300	18,560	27.4%	COPR	HORWITH	CEFX35802
04/23/09	05/14/09	005129496	74751	37,880	50,380	(12,500)	-33.0%	COPR	HORWITH	CEFX35802
04/23/09	05/14/09	005129497	74752	37,860	49,240	(11,380)	-30.1%	COPR	HORWITH	CEFX35802
04/23/09	05/14/09	005129498	74753	76,360	50,140	26,220	34.3%	COPR	HORWITH	CITX300041
04/23/09	05/14/09	005129499	74754	32,680	51,460	(18,780)	-57.5%	COPR	HORWITH	CITX300041
04/23/09	05/14/09	005129500	74755	68,660	50,240	18,420	26.8%	COPR	HORWITH	CITX300041
04/23/09	05/14/09	005129501	74756	17,480	48,760	(31,280)	-178.9%	COPR	HORWITH	CITX300041
04/23/09	05/14/09	005129502	74757	13,060	51,380	(38,320)	-293.4%	COPR	HORWITH	CHUX295
04/23/09	05/22/09	005129503	74758	41,760	50,620	(8,860)	-21.2%	COPR	HORWITH	JTLX30171
04/23/09	05/22/09	005129504	74759	66,720	50,480	16,240	24.3%	COPR	HORWITH	JTLX30171
04/23/09	05/22/09	005129505	74760	65,560	48,760	16,800	25.6%	COPR	HORWITH	JTLX30171
04/23/09	05/14/09	005129506	74761	37,060	50,120	(13,060)	-35.2%	COPR	HORWITH	NDYX320437
04/23/09	05/22/09	005129507	74762	18,600	49,420	(30,820)	-165.7%	COPR	HORWITH	JTLX30171
04/23/09	05/14/09	005129508	74763	66,820	49,280	17,540	26.2%	COPR	HORWITH	NDYX320437
04/23/09	05/14/09	005129509	74764	76,020	50,320	25,700	33.8%	COPR	HORWITH	NDYX320437
04/23/09	05/14/09	005129510	74765	19,240	50,060	(30,820)	-160.2%	COPR	HORWITH	NDYX320437
04/23/09	05/14/09	005129511	74766	25,660	50,280	(24,620)	-95.9%	COPR	HORWITH	CHUX251
04/23/09	05/14/09	005129512	74767	30,320	52,440	(22,120)	-73.0%	COPR	HORWITH	CHUX251
04/23/09	05/14/09	005129513	74768	68,020	50,860	17,160	25.2%	COPR	HORWITH	CHUX251
04/23/09	05/14/09	005129514	74769	76,280	51,240	25,040	32.8%	COPR	HORWITH	CHUX251
04/23/09	05/14/09	005129515	74770	76,780	51,100	25,680	33.4%	COPR	HORWITH	CHUX295
04/23/09	05/14/09	005129516	74771	68,820	51,860	16,960	24.6%	COPR	HORWITH	CHUX295
04/23/09	05/14/09	005129517	74772	41,840	51,440	(9,600)	-22.9%	COPR	HORWITH	CHUX295
04/23/09	05/14/09	005129518	74773	67,740	49,560	18,180	26.8%	COPR	HORWITH	CITX300158
04/23/09	05/14/09	005129519	74774	75,600	49,900	25,700	34.0%	COPR	HORWITH	CITX300158
04/23/09	05/14/09	005129520	74775	29,420	51,060	(21,640)	-73.6%	COPR	HORWITH	CITX300158
04/23/09	05/14/09	005129521	74776	29,440	51,740	(22,300)	-75.7%	COPR	HORWITH	CITX300158
04/23/09	05/14/09	005129522	74777	68,720	50,500	18,220	26.5%	COPR	HORWITH	JTLX30138
04/23/09	05/14/09	005129523	74778	57,740	51,820	5,920	10.3%	COPR	HORWITH	JTLX30138
04/23/09	05/14/09	005129524	74779	33,900	50,060	(16,160)	-47.7%	COPR	HORWITH	JTLX30138
04/23/09	05/14/09	005129525	74780	33,900	49,980	(16,080)	-47.4%	COPR	HORWITH	JTLX30138
04/23/09	05/22/09	005129526	74781	23,040	50,100	(27,060)	-117.4%	COPR	HORWITH	CITX300152
04/23/09	05/22/09	005129527	74782	76,220	51,240	24,980	32.8%	COPR	HORWITH	CITX300152
04/23/09	05/22/09	005129528	74783	24,340	50,100	(25,760)	-105.8%	COPR	HORWITH	CITX300152
04/23/09	05/22/09	005129529	74784	75,660	50,840	24,820	32.8%	COPR	HORWITH	CITX300152
04/23/09	05/22/09	005129530	74785	52,420	49,660	2,760	5.3%	COPR	HORWITH	JTLX30146
04/23/09	05/22/09	005129531	74786	66,860	50,620	16,240	24.3%	COPR	HORWITH	JTLX30146
04/23/09	05/22/09	005129532	74787	67,260	52,720	14,540	21.6%	COPR	HORWITH	JTLX30146
04/24/09	05/22/09	005129533	74788	8,800	50,420	(41,620)	-473.0%	COPR	HORWITH	JTLX166
04/24/09	05/22/09	005129534	74789	66,900	49,000	17,900	26.8%	COPR	HORWITH	JTLX166
04/24/09	05/22/09	005129535	74790	76,460	51,560	24,900	32.6%	COPR	HORWITH	JTLX166
04/24/09	05/22/09	005129536	74791	44,720	49,580	(4,860)	-10.9%	COPR	HORWITH	JTLX166
04/24/09	05/22/09	005129537	74792	59,480	50,520	8,960	15.1%	COPR	HORWITH	JTLX127
04/24/09	05/22/09	005129538	74793	76,680	49,800	26,880	35.1%	COPR	HORWITH	JTLX127
04/24/09	05/22/09	005129539	74794	31,180	50,940	(19,760)	-63.4%	COPR	HORWITH	JTLX127
04/24/09	05/22/09	005129540	74795	31,200	50,060	(18,860)	-60.4%	COPR	HORWITH	JTLX127
04/24/09	05/22/09	005129541	74796	67,100	52,280	14,820	22.1%	COPR	HORWITH	CHUX238
04/24/09	05/22/09	005129542	74797	45,800	50,300	(4,500)	-9.8%	COPR	HORWITH	CHUX238
04/24/09	05/22/09	005129543	74798	76,340	49,200	27,140	35.6%	COPR	HORWITH	CHUX238
04/24/09	05/22/09	005129544	74799	8,100	50,160	(42,060)	-519.3%	COPR	HORWITH	CHUX238
04/24/09	05/22/09	005129545	74800	43,300	48,960	(5,660)	-13.1%	COPR	HORWITH	CHUX222
04/24/09	05/22/09	005129546	74801	66,840	50,220	16,620	24.9%	COPR	HORWITH	CHUX222
04/24/09	05/22/09	005129547	74802	65,020	51,060	13,960	21.5%	COPR	HORWITH	CHUX222
04/24/09	05/22/09	005129548	74803	20,580	49,340	(28,760)	-139.7%	COPR	HORWITH	CHUX222
04/24/09	05/22/09	005129549	74804	63,340	49,160	14,180	22.4%	COPR	HORWITH	JTLX152
04/24/09	05/22/09	005129550	74805	67,980	51,060	16,920	24.9%	COPR	HORWITH	JTLX152
04/24/09	05/22/09	005129551	74806	33,480	51,560	(18,080)	-54.0%	COPR	HORWITH	JTLX152
04/24/09	05/22/09	005129552	74807	33,460	48,940	(15,480)	-46.3%	COPR	HORWITH	JTLX152
04/24/09	05/22/09	005129553	74808	53,360	49,060	4,300	8.1%	COPR	HORWITH	JTLX30126
04/24/09	05/22/09	005129554	74809	59,640	50,140	9,500	15.9%	COPR	HORWITH	JTLX30126
04/24/09	05/22/09	005129555	74810	38,140	50,380	(12,240)	-32.1%	COPR	HORWITH	JTLX30126
04/24/09	05/22/09	005129556	74811	38,140	49,760	(11,620)	-30.5%	COPR	HORWITH	JTLX30126
04/24/09	05/22/09	005129557	74812	12,980	49,740	(36,760)	-283.2%	COPR	HORWITH	JTLX30146
04/24/09	05/22/09	005129558	74813	57,820	49,980	7,840	13.6%	COPR	HORWITH	CHUX132
04/24/09	05/22/09	005129559	74814	68,820	50,300	18,520	26.9%	COPR	HORWITH	CHUX132
04/24/09	05/22/09	005129560	74815	33,860	50,600	(16,740)	-49.4%	COPR	HORWITH	CHUX132
04/24/09	05/22/09	005129561	74816	33,860	50,000	(16,140)	-47.7%	COPR	HORWITH	CHUX132
04/24/09	05/22/09	005129562	74817	22,500	49,180	(26,680)	-118.6%	COPR	HORWITH	CITX300127
04/24/09	05/22/09	005129563	74818	51,380	50,840	540	1.1%	COPR	HORWITH	CHUX246
04/24/09	05/22/09	005129564	74819	65,140	50,600	14,540	22.3%	COPR	HORWITH	CHUX315
04/24/09	05/22/09	005129565	74820	66,740	48,300	18,440	27.6%	COPR	HORWITH	CHUX315
04/24/09	05/22/09	005129566	74821	54,480	49,380	5,100	9.4%	COPR	HORWITH	CHUX315

Honeywell

HONEYWELL SA-7 USE HAZARDOUS WASTE TRACKING (2006)										
Date Shipped	Date of Return Manifest	State Manifest	Man. Doc #	Facilty Manifest Weight (lbs)	Estimated Weight (lbs)	Manifest - Estimate (lbs)	Manifest - Estimate (%)	Material	Transporter	RAILCAR #
04/24/09	05/22/09	005129567	74822	12,260	50,920	(38,660)	-315.3%	COPR	HORWITH	CHUX315
04/24/09	05/22/09	005129568	74823	67,480	49,500	17,980	26.6%	COPR	HORWITH	CHUX246
04/24/09	05/22/09	005129569	74824	66,640	50,340	16,300	24.5%	COPR	HORWITH	CHUX246
04/24/09	05/22/09	005129570	74825	13,100	51,820	(38,720)	-295.6%	COPR	HORWITH	CHUX246
04/24/09	05/22/09	005129571	74826	30,700	50,620	(19,920)	-64.9%	COPR	HORWITH	CITX300153
04/24/09	05/22/09	005129572	74827	76,240	51,860	24,380	32.0%	COPR	HORWITH	CITX300153
04/24/09	05/22/09	005129573	74828	68,080	51,060	17,020	25.0%	COPR	HORWITH	CITX300153
04/24/09	05/22/09	005129574	74829	24,180	49,040	(24,860)	-102.8%	COPR	HORWITH	CITX300153
04/24/09	05/22/09	005129575	74830	16,280	48,960	(32,680)	-200.7%	COPR	HORWITH	CITX300148
04/24/09	05/22/09	005129576	74831	66,360	49,060	17,300	26.1%	COPR	HORWITH	CITX300148
04/24/09	05/22/09	005129577	74832	67,600	50,280	17,320	25.6%	COPR	HORWITH	CITX300148
04/24/09	05/22/09	005129578	74833	46,040	49,680	(3,640)	-7.9%	COPR	HORWITH	CITX300148
04/24/09	05/22/09	005129579	74834	66,700	50,620	16,080	24.1%	COPR	HORWITH	CITX300127
04/24/09	05/22/09	005129580	74835	76,500	50,580	25,920	33.9%	COPR	HORWITH	CITX300127
04/24/09	05/22/09	005129581	74836	33,700	50,940	(17,240)	-51.2%	COPR	HORWITH	CITX300127
04/24/09	05/22/09	005129582	74837	36,280	51,640	(15,360)	-42.3%	COPR	HORWITH	CHUX197
04/24/09	05/22/09	005129583	74838	32,360	50,020	(17,660)	-54.6%	COPR	HORWITH	CHUX197
04/24/09	05/22/09	005129584	74839	67,400	50,120	17,280	25.6%	COPR	HORWITH	CHUX197
04/24/09	05/22/09	005129585	74840	65,980	50,800	15,180	23.0%	COPR	HORWITH	CHUX197
04/24/09	05/22/09	005129586	74841	22,380	50,700	(28,320)	-126.5%	COPR	HORWITH	CITX300154
04/24/09	05/22/09	005129587	74842	68,680	49,200	19,480	28.4%	COPR	HORWITH	CITX300154
04/24/09	05/22/09	005129588	74843	68,600	49,640	18,960	27.6%	COPR	HORWITH	CITX300154
04/24/09	05/22/09	005129589	74844	32,180	49,860	(17,680)	-54.9%	COPR	HORWITH	CITX300154
04/24/09	06/04/09	005129590	74845	44,360	52,260	(7,900)	-17.8%	COPR	HORWITH	CITX300101
04/24/09	06/04/09	005129591	74846	75,960	50,860	25,100	33.0%	COPR	HORWITH	CITX300101
04/24/09	06/04/09	005129592	74847	68,060	50,580	17,480	25.7%	COPR	HORWITH	CITX300101
04/27/09	06/04/09	005129593	74848	32,340	51,060	(18,720)	-57.9%	COPR	HORWITH	CHUX204
04/27/09	06/04/09	005129594	74849	76,300	50,360	25,940	34.0%	COPR	HORWITH	CHUX204
04/27/09	06/04/09	005129595	74850	68,680	50,880	17,800	25.9%	COPR	HORWITH	CHUX204
04/27/09	06/04/09	005129596	74851	22,860	51,440	(28,580)	-125.0%	COPR	HORWITH	CHUX204
04/27/09	05/22/09	005129597	74852	14,120	48,740	(34,620)	-245.2%	COPR	HORWITH	CHUX211
04/27/09	05/22/09	005129598	74853	76,540	48,640	27,900	36.5%	COPR	HORWITH	CHUX211
04/27/09	05/22/09	005129599	74854	68,120	48,940	19,180	28.2%	COPR	HORWITH	CHUX211
04/27/09	05/22/09	005129600	74855	31,080	50,500	(19,420)	-62.5%	COPR	HORWITH	CHUX211
04/27/09	06/04/09	005129601	74856	7,580	51,760	(44,180)	-582.8%	COPR	HORWITH	CHUX261
04/27/09	06/04/09	005129602	74857	67,080	50,180	16,900	25.2%	COPR	HORWITH	CHUX261
04/27/09	05/22/09	005129603	74858	29,680	50,480	(20,800)	-70.1%	COPR	HORWITH	JTLX186
04/27/09	06/04/09	005129604	74859	65,160	52,260	12,900	19.8%	COPR	HORWITH	CHUX261
04/27/09	06/04/09	005129605	74860	65,240	52,220	13,020	20.0%	COPR	HORWITH	CHUX261
04/27/09	05/22/09	005129606	74861	76,060	51,260	24,800	32.6%	COPR	HORWITH	JTLX186
04/27/09	05/22/09	005129607	74862	68,140	50,000	18,140	26.6%	COPR	HORWITH	JTLX186
04/27/09	05/22/09	005129608	74863	21,080	50,540	(29,460)	-139.8%	COPR	HORWITH	JTLX186
04/27/09	05/22/09	005129609	74864	76,580	50,440	26,140	34.1%	COPR	HORWITH	JTLX265
04/27/09	05/22/09	005129610	74865	11,800	51,320	(39,520)	-334.9%	COPR	HORWITH	JTLX265
04/27/09	05/22/09	005129611	74866	75,700	50,460	25,240	33.3%	COPR	HORWITH	JTLX265
04/27/09	05/22/09	005129612	74867	31,800	49,900	(18,100)	-56.9%	COPR	HORWITH	JTLX265
04/27/09	05/22/09	005129613	74868	75,700	51,940	23,760	31.4%	COPR	HORWITH	CITX300121
04/27/09	05/22/09	005129614	74869	67,320	50,500	16,820	25.0%	COPR	HORWITH	CITX300121
04/27/09	05/22/09	005129615	74870	25,480	50,540	(25,060)	-98.4%	COPR	HORWITH	CITX300121
04/27/09	05/22/09	005129616	74871	25,480	51,020	(25,540)	-100.2%	COPR	HORWITH	CITX300121
04/27/09	05/22/09	005129617	74872	65,480	50,240	15,240	23.3%	COPR	HORWITH	CEFX35804
04/27/09	05/22/09	005129618	74873	53,580	48,640	4,940	9.2%	COPR	HORWITH	CEFX35804
04/27/09	05/22/09	005129619	74874	37,940	49,620	(11,680)	-30.8%	COPR	HORWITH	CEFX35804
04/27/09	05/22/09	005129620	74875	37,940	51,860	(13,920)	-36.7%	COPR	HORWITH	CEFX35804
04/27/09	06/04/09	005129622	74876	65,720	49,920	15,800	24.0%	COPR	HORWITH	DJLX98542
04/27/09	06/04/09	005129623	74877	67,200	49,280	17,920	26.7%	COPR	HORWITH	DJLX98542
04/27/09	06/04/09	005129624	74878	28,500	50,760	(22,260)	-78.1%	COPR	HORWITH	DJLX98542
04/27/09	06/04/09	005129625	74879	28,500	50,120	(21,620)	-75.9%	COPR	HORWITH	DJLX98542
04/27/09	05/22/09	005129626	74880	66,440	48,340	18,100	27.2%	COPR	HORWITH	CEFX35838
04/27/09	05/22/09	005129628	74881	76,300	49,340	26,960	35.3%	COPR	HORWITH	CEFX35838
04/27/09	05/22/09	005129629	74882	24,880	50,360	(25,480)	-102.4%	COPR	HORWITH	CEFX35838
04/27/09	05/22/09	005129630	74883	38,200	49,400	(11,200)	-29.3%	COPR	HORWITH	CHUX235
04/27/09	05/22/09	005129631	74884	67,220	51,660	15,560	23.1%	COPR	HORWITH	CHUX235
04/27/09	05/22/09	005129632	74885	76,020	49,600	26,420	34.8%	COPR	HORWITH	CHUX235
04/27/09	05/22/09	005129633	74886	14,240	48,540	(34,300)	-240.9%	COPR	HORWITH	CHUX235
04/27/09	05/22/09	005129634	74887	35,860	50,300	(14,440)	-40.3%	COPR	HORWITH	CHUX266
04/27/09	05/22/09	005129635	74888	64,480	49,340	15,140	23.5%	COPR	HORWITH	CHUX266
04/27/09	05/22/09	005129636	74889	65,000	51,600	13,400	20.6%	COPR	HORWITH	CHUX266
04/27/09	05/22/09	005129637	74890	27,660	52,660	(25,000)	-90.4%	COPR	HORWITH	CHUX266
04/27/09	05/22/09	005129638	74891	68,460	52,580	15,880	23.2%	COPR	HORWITH	CHUX284
04/27/09	05/22/09	005129639	74892	67,200	52,040	15,160	22.6%	COPR	HORWITH	CHUX284
04/27/09	05/22/09	005129640	74893	38,500	49,660	(11,160)	-29.0%	COPR	HORWITH	CHUX284
04/27/09	05/22/09	005129641	74894	38,500	49,440	(10,940)	-28.4%	COPR	HORWITH	CHUX284
04/27/09	06/04/09	005129642	74895	77,340	51,480	25,860	33.4%	COPR	HORWITH	JTLX30132

Honeywell

HONEYWELL SA-7 USE HAZARDOUS WASTE TRACKING (2006)										
Date Shipped	Date of Return Manifest	State Manifest	Man. Doc #	Facilty Manifest Weight (lbs)	Estimated Weight (lbs)	Manifest - Estimate (lbs)	Manifest - Estimate (%)	Material	Transporter	RAILCAR #
04/27/09	06/04/09	005129643	74896	68,540	48,800	19,740	28.8%	COPR	HORWITH	JTLX30132
04/27/09	05/22/09	005129644	74897	28,520	51,440	(22,920)	-80.4%	COPR	HORWITH	CHUX103
04/27/09	06/04/09	005129645	74898	25,340	52,360	(27,020)	-106.6%	COPR	HORWITH	JTLX30132
04/27/09	06/04/09	005129646	74899	25,340	52,060	(26,720)	-105.4%	COPR	HORWITH	JTLX30132
04/27/09	05/22/09	005129647	74900	67,600	51,260	16,340	24.2%	COPR	HORWITH	CHUX103
04/27/09	05/22/09	005129648	74901	67,280	51,700	15,580	23.2%	COPR	HORWITH	CHUX103
04/27/09	05/22/09	005129649	74902	26,820	50,940	(24,120)	-89.9%	COPR	HORWITH	CHUX228
04/27/09	05/22/09	005129650	74903	35,560	51,540	(15,980)	-44.9%	COPR	HORWITH	CHUX103
04/27/09	05/22/09	005129651	74904	67,940	50,760	17,180	25.3%	COPR	HORWITH	CHUX228
04/27/09	05/22/09	005129652	74905	67,880	50,580	17,300	25.5%	COPR	HORWITH	CHUX228
04/27/09	05/22/09	005129653	74906	39,380	49,080	(9,700)	-24.6%	COPR	HORWITH	CHUX228
04/27/09	05/22/09	005129654	74907	24,900	50,300	(25,400)	-102.0%	COPR	HORWITH	CEFX35838
04/27/09	06/04/09	005129655	74908	52,840	50,740	2,100	4.0%	COPR	HORWITH	JTLX264
04/27/09	06/04/09	005129656	74909	76,360	51,860	24,500	32.1%	COPR	HORWITH	JTLX264
04/27/09	06/04/09	005129657	74910	34,100	50,500	(16,400)	-48.1%	COPR	HORWITH	JTLX264
04/27/09	06/04/09	005129658	74911	34,080	50,180	(16,100)	-47.2%	COPR	HORWITH	JTLX264
04/27/09	06/04/09	005129659	74912	12,400	50,700	(38,300)	-308.9%	COPR	HORWITH	CITX300101
04/27/09	06/04/09	005129660	74913	19,000	49,240	(30,240)	-159.2%	COPR	HORWITH	JTLX30169
04/28/09	06/04/09	005129661	74914	45,540	51,020	(5,480)	-12.0%	COPR	HORWITH	JTLX94
04/28/09	06/04/09	005129662	74915	65,160	48,920	16,240	24.9%	COPR	HORWITH	JTLX94
04/28/09	06/04/09	005129663	74916	76,160	49,860	26,300	34.5%	COPR	HORWITH	JTLX94
04/28/09	06/04/09	005129664	74917	8,060	49,900	(41,840)	-519.1%	COPR	HORWITH	JTLX94
04/28/09	06/04/09	005129665	74918	65,020	51,960	13,060	20.1%	COPR	HORWITH	JTLX30169
04/28/09	06/04/09	005129666	74919	67,840	49,600	18,240	26.9%	COPR	HORWITH	JTLX30169
04/28/09	06/04/09	005129667	74920	46,460	51,140	(4,680)	-10.1%	COPR	HORWITH	JTLX30169
04/28/09	05/22/09	005129668	74921	47,080	50,380	(3,300)	-7.0%	COPR	HORWITH	JTLX30157
04/28/09	05/22/09	005129669	74922	67,100	50,900	16,200	24.1%	COPR	HORWITH	JTLX30157
04/28/09	05/22/09	005129670	74923	67,920	50,500	17,420	25.6%	COPR	HORWITH	JTLX30157
04/28/09	05/22/09	005129671	74924	26,160	50,880	(24,720)	-94.5%	COPR	HORWITH	CHUX166
04/28/09	05/22/09	005129672	74925	17,520	51,820	(34,300)	-195.8%	COPR	HORWITH	JTLX30157
04/28/09	05/22/09	005129673	74926	76,320	51,740	24,580	32.2%	COPR	HORWITH	CHUX166
04/28/09	05/22/09	005129674	74927	76,200	49,780	26,420	34.7%	COPR	HORWITH	CHUX166
04/28/09	05/22/09	005129675	74928	21,140	50,920	(29,780)	-140.9%	COPR	HORWITH	CHUX166
04/28/09	05/22/09	005129676	74929	58,620	50,960	7,660	13.1%	COPR	HORWITH	CHUX196
04/28/09	05/22/09	005129677	74930	69,000	50,820	18,180	26.3%	COPR	HORWITH	CHUX196
04/28/09	05/22/09	005129678	74931	68,020	50,900	17,120	25.2%	COPR	HORWITH	CHUX196
04/28/09	05/22/09	005129679	74932	6,040	51,020	(44,980)	-744.7%	COPR	HORWITH	CHUX196
04/28/09	05/22/09	005129680	74933	36,380	50,940	(14,560)	-40.0%	COPR	HORWITH	CHUX203
04/28/09	05/22/09	005129681	74934	77,040	50,280	26,760	34.7%	COPR	HORWITH	CHUX203
04/28/09	05/22/09	005129682	74935	38,720	50,700	(11,980)	-30.9%	COPR	HORWITH	CHUX203
04/28/09	05/22/09	005129683	74936	38,700	50,380	(11,680)	-30.2%	COPR	HORWITH	CHUX203
04/28/09	05/22/09	005129684	74937	30,800	51,660	(20,860)	-67.7%	COPR	HORWITH	JTLX268
04/28/09	05/22/09	005129685	74938	76,940	52,120	24,820	32.3%	COPR	HORWITH	JTLX268
04/28/09	05/22/09	005129686	74939	68,200	50,660	17,540	25.7%	COPR	HORWITH	JTLX268
04/28/09	05/22/09	005129687	74940	31,000	50,340	(19,340)	-62.4%	COPR	HORWITH	JTLX268
04/28/09	05/22/09	005129688	74941	19,140	50,480	(31,340)	-163.7%	COPR	HORWITH	JTLX50
04/28/09	05/22/09	005129689	74942	68,180	50,220	17,960	26.3%	COPR	HORWITH	JTLX50
04/28/09	05/22/09	005129690	74943	66,860	50,100	16,760	25.1%	COPR	HORWITH	JTLX50
04/28/09	05/22/09	005129691	74944	46,220	51,040	(4,820)	-10.4%	COPR	HORWITH	JTLX50
04/28/09	05/22/09	005129692	74945	59,780	49,620	10,160	17.0%	COPR	HORWITH	CEFX35835
04/28/09	05/22/09	005129693	74946	76,320	49,200	27,120	35.5%	COPR	HORWITH	CEFX35835
04/28/09	05/22/09	005129694	74947	53,840	49,960	3,880	7.2%	COPR	HORWITH	CHUX323
04/28/09	05/22/09	005129695	74948	68,180	51,440	16,740	24.6%	COPR	HORWITH	CHUX323
04/28/09	05/22/09	005129696	74949	67,820	49,720	18,100	26.7%	COPR	HORWITH	CHUX323
04/28/09	05/22/09	005129697	74950	7,380	50,020	(42,640)	-577.8%	COPR	HORWITH	CHUX323
04/28/09	05/22/09	005129698	74951	12,280	51,600	(39,320)	-320.2%	COPR	HORWITH	CITX300133
04/28/09	05/22/09	005129699	74952	76,440	49,660	26,780	35.0%	COPR	HORWITH	CITX300133
04/28/09	05/22/09	005129700	74953	32,080	51,540	(19,460)	-60.7%	COPR	HORWITH	CITX300133
04/28/09	05/22/09	005129701	74954	76,300	50,180	26,120	34.2%	COPR	HORWITH	CITX300133
04/28/09	05/22/09	005129702	74955	13,760	51,960	(38,200)	-277.6%	COPR	HORWITH	JTLX30131
04/28/09	05/22/09	005129703	74956	61,620	51,420	10,200	16.6%	COPR	HORWITH	JTLX30131
04/28/09	05/22/09	005129704	74957	55,960	49,360	6,600	11.8%	COPR	HORWITH	JTLX30131
04/28/09	05/22/09	005129705	74958	68,660	51,140	17,520	25.5%	COPR	HORWITH	JTLX30131
04/28/09	06/04/09	005129706	74959	10,680	49,540	(38,860)	-363.9%	COPR	HORWITH	NDYX320344
04/28/09	06/04/09	005129707	74960	67,940	51,880	16,060	23.6%	COPR	HORWITH	NDYX320344
04/28/09	06/04/09	005129708	74961	65,260	50,400	14,860	22.8%	COPR	HORWITH	NDYX320344
04/28/09	06/04/09	005129709	74962	55,780	51,020	4,760	8.5%	COPR	HORWITH	NDYX320344
04/28/09	05/22/09	005129710	74963	31,360	50,520	(19,160)	-61.1%	COPR	HORWITH	CEFX35835
04/28/09	05/22/09	005129711	74964	31,360	52,380	(21,020)	-67.0%	COPR	HORWITH	CEFX35835
04/28/09	05/22/09	005129712	74965	36,180	50,440	(14,260)	-39.4%	COPR	HORWITH	CHUX208
04/28/09	05/22/09	005129713	74966	67,200	49,740	17,460	26.0%	COPR	HORWITH	CHUX208
04/28/09	05/22/09	005129714	74967	75,800	49,920	25,880	34.1%	COPR	HORWITH	CHUX208
04/28/09	05/22/09	005129715	74968	22,420	52,240	(29,820)	-133.0%	COPR	HORWITH	CHUX208
04/28/09	05/22/09	005129716	74969	76,600	51,140	25,460	33.2%	COPR	HORWITH	JTLX30163

HONEYWELL SA-7 USE HAZARDOUS WASTE TRACKING (2006)										
Date Shipped	Date of Return Manifest	State Manifest	Man. Doc #	Facilty Manifest Weight (lbs)	Estimated Weight (lbs)	Manifest - Estimate (lbs)	Manifest - Estimate (%)	Material	Transporter	RAILCAR #
04/28/09	05/22/09	005129717	74970	68,280	50,360	17,920	26.2%	COPR	HORWITH	JTLX30163
04/28/09	05/22/09	005129718	74971	26,920	49,200	(22,280)	-82.8%	COPR	HORWITH	JTLX30163
04/28/09	05/22/09	005129719	74972	26,900	51,120	(24,220)	-90.0%	COPR	HORWITH	JTLX30163
04/28/09	05/22/09	005129720	74973	65,240	49,980	15,260	23.4%	COPR	HORWITH	CITX300112
04/28/09	05/22/09	005129721	74974	33,700	49,780	(16,080)	-47.7%	COPR	HORWITH	CITX300112
04/28/09	05/22/09	005129722	74975	66,080	50,920	15,160	22.9%	COPR	HORWITH	CITX300112
04/28/09	05/22/09	005129723	74976	33,700	50,340	(16,640)	-49.4%	COPR	HORWITH	CITX300112
04/28/09	05/22/09	005129724	74977	68,060	50,380	17,680	26.0%	COPR	HORWITH	CEFX35244
04/28/09	05/22/09	005129725	74978	17,520	49,240	(31,720)	-181.1%	COPR	HORWITH	CEFX35244
04/28/09	05/22/09	005129726	74979	68,600	48,440	20,160	29.4%	COPR	HORWITH	CEFX35244
04/29/09	05/22/09	005129727	74980	62,380	51,700	10,680	17.1%	COPR	HORWITH	JTLX141
04/29/09	05/22/09	005129728	74981	67,620	51,740	15,880	23.5%	COPR	HORWITH	JTLX141
04/29/09	05/22/09	005129729	74982	32,420	51,060	(18,640)	-57.5%	COPR	HORWITH	JTLX141
04/29/09	05/22/09	005129730	74983	32,440	48,880	(16,440)	-50.7%	COPR	HORWITH	JTLX141
04/29/09	05/22/09	005129731	74984	45,520	51,680	(6,160)	-13.5%	COPR	HORWITH	CEFX35798
04/29/09	05/22/09	005129732	74985	65,280	51,000	14,280	21.9%	COPR	HORWITH	CEFX35798
04/29/09	05/22/09	005129733	74986	75,920	52,180	23,740	31.3%	COPR	HORWITH	CEFX35798
04/29/09	05/22/09	005129734	74987	12,780	48,500	(35,720)	-279.5%	COPR	HORWITH	CEFX35798
04/29/09	05/22/09	005129735	74988	65,320	48,020	17,300	26.5%	COPR	HORWITH	DJLX98519
04/29/09	05/22/09	005129736	74989	18,100	49,700	(31,600)	-174.6%	COPR	HORWITH	DJLX98519
04/29/09	05/22/09	005129737	74990	66,660	50,520	16,140	24.2%	COPR	HORWITH	DJLX98519
04/29/09	05/22/09	005129738	74991	46,420	50,980	(4,560)	-9.8%	COPR	HORWITH	DJLX98519
04/29/09	05/22/09	005129739	74992	10,300	48,100	(37,800)	-367.0%	COPR	HORWITH	CHUX243
04/29/09	05/22/09	005129740	74993	67,000	50,380	16,620	24.8%	COPR	HORWITH	CHUX243
04/29/09	05/22/09	005129741	74994	67,400	50,000	17,400	25.8%	COPR	HORWITH	CHUX243
04/29/09	05/22/09	005129742	74995	48,960	49,620	(660)	-1.3%	COPR	HORWITH	CHUX243
04/29/09	05/22/09	005129743	74996	59,720	51,600	8,120	13.6%	COPR	HORWITH	CITX300023
04/29/09	05/22/09	005129744	74997	75,900	50,960	24,940	32.9%	COPR	HORWITH	CITX300023
04/29/09	05/22/09	005129745	74998	29,140	50,680	(21,540)	-73.9%	COPR	HORWITH	CITX300023
04/29/09	05/22/09	005129746	74999	29,160	48,060	(18,900)	-64.8%	COPR	HORWITH	CITX300023
04/29/09	05/22/09	005129747	75000	48,140	51,320	(3,180)	-6.6%	COPR	HORWITH	JTLX30102
04/29/09	05/22/09	005129748	75001	68,100	51,340	16,760	24.6%	COPR	HORWITH	JTLX30102
04/29/09	05/22/09	005129749	75002	75,940	51,560	24,380	32.1%	COPR	HORWITH	JTLX30102
04/29/09	05/22/09	005129750	75003	8,140	50,900	(42,760)	-525.3%	COPR	HORWITH	JTLX30102
04/29/09	05/22/09	005129751	75004	46,920	50,320	(3,400)	-7.2%	COPR	HORWITH	CHUX292
04/29/09	05/22/09	005129752	75005	75,540	50,600	24,940	33.0%	COPR	HORWITH	CHUX292
04/29/09	05/22/09	005129753	75006	38,060	51,820	(13,760)	-36.2%	COPR	HORWITH	CHUX292
04/29/09	05/22/09	005129754	75007	38,060	51,820	(13,760)	-36.2%	COPR	HORWITH	CHUX292
04/29/09	05/22/09	005129755	75008	68,000	48,280	19,720	29.0%	COPR	HORWITH	CHUX150
04/29/09	05/22/09	005129756	75009	66,640	51,500	15,140	22.7%	COPR	HORWITH	CHUX150
04/29/09	05/22/09	005129757	75010	29,440	50,680	(21,240)	-72.1%	COPR	HORWITH	CHUX150
04/29/09	05/22/09	005129758	75011	29,440	49,120	(19,680)	-66.8%	COPR	HORWITH	CHUX150
04/29/09	05/22/09	005129759	75012	16,300	48,780	(32,480)	-199.3%	COPR	HORWITH	CEFX35816
04/29/09	05/22/09	005129760	75013	76,800	50,360	26,440	34.4%	COPR	HORWITH	JTLX30136
04/29/09	05/22/09	005129761	75014	8,040	51,460	(43,420)	-540.0%	COPR	HORWITH	JTLX30136
04/29/09	05/22/09	005129762	75015	76,460	50,420	26,040	34.1%	COPR	HORWITH	JTLX30136
04/29/09	05/22/09	005129763	75016	32,880	50,320	(17,440)	-53.0%	COPR	HORWITH	JTLX30136
04/29/09	06/04/09	005129764	75017	36,500	48,640	(12,140)	-33.3%	COPR	HORWITH	DJLX98524
04/29/09	06/04/09	005129765	75018	67,160	49,680	17,480	26.0%	COPR	HORWITH	DJLX98524
04/29/09	06/04/09	005129766	75019	77,940	52,420	25,520	32.7%	COPR	HORWITH	DJLX98524
04/29/09	06/04/09	005129767	75020	20,040	50,700	(30,660)	-153.0%	COPR	HORWITH	DJLX98524
04/29/09	06/04/09	005129768	75021	29,700	50,260	(20,560)	-69.2%	COPR	HORWITH	JTLX30122
04/29/09	06/04/09	005129769	75022	75,320	50,860	24,460	32.5%	COPR	HORWITH	JTLX30122
04/29/09	06/04/09	005129770	75023	66,920	52,380	14,540	21.7%	COPR	HORWITH	JTLX30122
04/29/09	06/04/09	005129771	75024	29,060	50,960	(21,900)	-75.4%	COPR	HORWITH	JTLX30122
04/29/09	05/22/09	005129772	75025	30,080	50,700	(20,620)	-68.6%	COPR	HORWITH	CHUX309
04/29/09	05/22/09	005129773	75026	66,800	49,500	17,300	25.9%	COPR	HORWITH	CHUX309
04/29/09	05/22/09	005129774	75027	75,680	52,260	23,420	30.9%	COPR	HORWITH	CHUX309
04/29/09	05/22/09	005129775	75028	28,280	51,580	(23,300)	-82.4%	COPR	HORWITH	CHUX309
04/29/09	05/22/09	005129776	75029	75,800	51,020	24,780	32.7%	COPR	HORWITH	CEFX35816
04/29/09	05/22/09	005129777	75030	68,680	51,720	16,960	24.7%	COPR	HORWITH	CEFX35816
04/29/09	05/22/09	005129778	75031	38,280	51,640	(13,360)	-34.9%	COPR	HORWITH	CEFX35816
04/29/09	05/22/09	005129779	75032	15,440	51,360	(35,920)	-232.6%	COPR	HORWITH	JTLX30116
04/29/09	05/22/09	005129780	75033	68,220	50,060	18,160	26.6%	COPR	HORWITH	JTLX30116
04/29/09	05/22/09	005129781	75034	67,000	50,120	16,880	25.2%	COPR	HORWITH	JTLX30116
04/29/09	05/22/09	005129782	75035	51,620	51,580	40	0.1%	COPR	HORWITH	JTLX30116
04/29/09	05/22/09	005129783	75036	61,000	50,640	10,360	17.0%	COPR	HORWITH	CHUX329
04/29/09	05/22/09	005129784	75037	76,520	50,360	26,160	34.2%	COPR	HORWITH	CHUX329
04/29/09	05/22/09	005129785	75038	30,860	51,720	(20,860)	-67.6%	COPR	HORWITH	CHUX329
04/29/09	05/22/09	005129786	75039	30,860	51,120	(20,260)	-65.7%	COPR	HORWITH	CHUX329
04/29/09	05/22/09	005129787	75040	40,900	49,500	(8,600)	-21.0%	COPR	HORWITH	CEFX35244
04/29/09	05/22/09	005129788	75041	35,640	50,420	(14,780)	-41.5%	COPR	HORWITH	CHUX130
04/29/09	05/22/09	005129789	75042	76,300	50,540	25,760	33.8%	COPR	HORWITH	CHUX130
04/29/09	05/22/09	005129790	75043	68,420	51,360	17,060	24.9%	COPR	HORWITH	CHUX130

HONEYWELL SA-7 USE HAZARDOUS WASTE TRACKING (2006)										
Date Shipped	Date of Return Manifest	State Manifest	Man. Doc #	Facilty Manifest Weight (lbs)	Estimated Weight (lbs)	Manifest - Estimate (lbs)	Manifest - Estimate (%)	Material	Transporter	RAILCAR #
04/29/09	05/22/09	005129791	75044	22,000	50,300	(28,300)	-128.6%	COPR	HORWITH	CHUX130
04/29/09	06/04/09	005129792	75045	24,120	49,160	(25,040)	-103.8%	COPR	HORWITH	CHUX162
04/30/09	06/04/09	005129793	75046	65,760	48,660	17,100	26.0%	COPR	HORWITH	JTLX30118
04/30/09	06/04/09	005129794	75047	67,400	49,200	18,200	27.0%	COPR	HORWITH	JTLX30118
04/30/09	06/04/09	005129795	75048	32,820	51,720	(18,900)	-57.6%	COPR	HORWITH	JTLX30118
04/30/09	06/04/09	005129796	75049	32,800	50,500	(17,700)	-54.0%	COPR	HORWITH	JTLX30118
04/30/09	06/04/09	005129797	75050	67,080	50,560	16,520	24.6%	COPR	HORWITH	JTLX74
04/30/09	06/04/09	005129798	75051	65,420	49,180	16,240	24.8%	COPR	HORWITH	JTLX74
04/30/09	06/04/09	005129799	75052	32,180	49,460	(17,280)	-53.7%	COPR	HORWITH	JTLX74
04/30/09	06/04/09	005129800	75053	32,180	49,020	(16,840)	-52.3%	COPR	HORWITH	JTLX74
04/30/09	06/04/09	005129801	75054	41,600	49,360	(7,760)	-18.7%	COPR	HORWITH	CEFX35825
04/30/09	06/04/09	005129802	75055	76,320	50,740	25,580	33.5%	COPR	HORWITH	CEFX35825
04/30/09	06/04/09	005129803	75056	37,720	51,220	(13,500)	-35.8%	COPR	HORWITH	CEFX35825
04/30/09	06/04/09	005129804	75057	37,720	51,200	(13,480)	-35.7%	COPR	HORWITH	CEFX35825
04/30/09	06/04/09	005129805	75058	30,840	50,760	(19,920)	-64.6%	COPR	HORWITH	CITX300137
04/30/09	06/04/09	005129806	75059	75,860	49,860	26,000	34.3%	COPR	HORWITH	CITX300137
04/30/09	06/04/09	005129807	75060	16,200	49,580	(33,380)	-206.0%	COPR	HORWITH	CHUX101
04/30/09	06/04/09	005129808	75061	67,700	52,060	15,640	23.1%	COPR	HORWITH	CITX300137
04/30/09	06/04/09	005129809	75062	23,400	50,460	(27,060)	-115.6%	COPR	HORWITH	CITX300137
04/30/09	06/04/09	005129810	75063	77,220	48,620	28,600	37.0%	COPR	HORWITH	CHUX101
04/30/09	06/04/09	005129811	75064	77,180	50,160	27,020	35.0%	COPR	HORWITH	CHUX101
04/30/09	06/04/09	005129812	75065	16,180	51,540	(35,360)	-218.5%	COPR	HORWITH	CHUX101
04/30/09	06/04/09	005129813	75066	69,560	50,720	18,840	27.1%	COPR	HORWITH	NDYX320346
04/30/09	06/04/09	005129814	75067	68,520	49,140	19,380	28.3%	COPR	HORWITH	NDYX320346
04/30/09	06/04/09	005129815	75068	33,560	51,400	(17,840)	-53.2%	COPR	HORWITH	NDYX320346
04/30/09	06/04/09	005129816	75069	33,560	51,720	(18,160)	-54.1%	COPR	HORWITH	NDYX320346
04/30/09	06/04/09	005129817	75070	66,820	50,140	16,680	25.0%	COPR	HORWITH	CEFX35829
04/30/09	06/04/09	005129818	75071	46,940	51,300	(4,360)	-9.3%	COPR	HORWITH	CEFX35829
04/30/09	06/04/09	005129819	75072	76,920	51,200	25,720	33.4%	COPR	HORWITH	CEFX35829
04/30/09	06/04/09	005129820	75073	7,740	50,920	(43,180)	-557.9%	COPR	HORWITH	CEFX35829
04/30/09	06/04/09	005129821	75074	51,780	51,280	500	1.0%	COPR	HORWITH	CHUX328
04/30/09	06/04/09	005129822	75075	67,140	48,360	18,780	28.0%	COPR	HORWITH	CHUX328
04/30/09	06/04/09	005129823	75076	55,420	50,720	4,700	8.5%	COPR	HORWITH	CHUX328
04/30/09	06/04/09	005129824	75077	22,100	49,840	(27,740)	-125.5%	COPR	HORWITH	CHUX328
04/30/09	06/04/09	005129825	75078	65,240	48,460	16,780	25.7%	COPR	HORWITH	JTLX30168
04/30/09	06/04/09	005129826	75079	76,140	51,240	24,900	32.7%	COPR	HORWITH	JTLX30168
04/30/09	06/04/09	005129827	75080	25,620	50,400	(24,780)	-96.7%	COPR	HORWITH	JTLX30168
04/30/09	06/04/09	005129828	75081	44,360	51,200	(6,840)	-15.4%	COPR	HORWITH	JTLX271
04/30/09	06/04/09	005129829	75082	68,400	51,620	16,780	24.5%	COPR	HORWITH	JTLX271
04/30/09	06/04/09	005129830	75083	68,320	49,280	19,040	27.9%	COPR	HORWITH	JTLX271
04/30/09	06/04/09	005129831	75084	16,340	49,640	(33,300)	-203.8%	COPR	HORWITH	JTLX271
04/30/09	06/04/09	005129832	75085	25,620	49,920	(24,300)	-94.8%	COPR	HORWITH	JTLX30168
04/30/09	06/04/09	005129833	75086	16,000	49,580	(33,580)	-209.9%	COPR	HORWITH	JTLX80
04/30/09	06/04/09	005129834	75087	76,760	48,580	28,180	36.7%	COPR	HORWITH	JTLX80
04/30/09	06/04/09	005129835	75088	76,760	48,680	28,080	36.6%	COPR	HORWITH	JTLX80
04/30/09	06/04/09	005129836	75089	23,880	52,240	(28,360)	-118.8%	COPR	HORWITH	JTLX80
04/30/09	06/04/09	005129837	75090	20,620	50,200	(29,580)	-143.5%	COPR	HORWITH	CHUX325
04/30/09	06/04/09	005129838	75091	75,620	50,380	25,240	33.4%	COPR	HORWITH	CHUX325
04/30/09	06/04/09	005129839	75092	67,060	49,820	17,240	25.7%	COPR	HORWITH	CHUX325
04/30/09	06/04/09	005129840	75093	34,380	49,180	(14,800)	-43.0%	COPR	HORWITH	CHUX325
04/30/09	06/04/09	005129841	75094	67,660	50,780	16,880	24.9%	COPR	HORWITH	CHUX162
04/30/09	06/04/09	005129842	75095	65,520	48,820	16,700	25.5%	COPR	HORWITH	CHUX162
04/30/09	06/04/09	005129843	75096	38,040	50,080	(12,040)	-31.7%	COPR	HORWITH	CHUX162
04/30/09	06/04/09	005129844	75097	13,540	51,280	(37,740)	-278.7%	COPR	HORWITH	CHUX271
04/30/09	06/04/09	005129845	75098	65,260	50,140	15,120	23.2%	COPR	HORWITH	CHUX271

04/07/99	**SITE TONS (Month)**	**APR SUB-TOTAL:**	71,174,580	72,515,160	(1,340,580)	-1.88%
08/30/52	**TONS (Site)**	**CUMULATIVE TOTAL:**	255,172,820	257,618,060	(2,445,240)	-0.96%
04/25/49	**TONS (Facility)**	**CUMULATIVE TOTAL:**	255,172,820	257,618,060	(2,445,240)	-0.96%

05/01/09	06/04/09	005129846	75099	67,420	50,560	16,860	25.0%	COPR	HORWITH	CHUX192
05/01/09	06/04/09	005129847	75100	76,160	49,900	26,260	34.5%	COPR	HORWITH	CHUX192
05/01/09	06/04/09	005129848	75101	34,020	51,700	(17,680)	-52.0%	COPR	HORWITH	CHUX192
05/01/09	06/04/09	005129849	75102	34,000	50,000	(16,000)	-47.1%	COPR	HORWITH	CHUX192
05/01/09	06/04/09	005129850	75103	64,620	48,200	16,420	25.4%	COPR	HORWITH	JTLX4058
05/01/09	06/04/09	005129851	75104	65,400	49,640	15,760	24.1%	COPR	HORWITH	JTLX4058
05/01/09	06/04/09	005129852	75105	33,440	52,180	(18,740)	-56.0%	COPR	HORWITH	JTLX4058
05/01/09	06/04/09	005129853	75106	33,420	49,400	(15,980)	-47.8%	COPR	HORWITH	JTLX4058
05/01/09	06/04/09	005129854	75107	53,680	52,120	1,560	2.9%	COPR	HORWITH	JTLX30106
05/01/09	06/04/09	005129855	75108	75,620	50,140	25,480	33.7%	COPR	HORWITH	JTLX30106
05/01/09	06/04/09	005129856	75109	33,900	52,140	(18,240)	-53.8%	COPR	HORWITH	JTLX30106
05/01/09	06/04/09	005129857	75110	33,880	51,540	(17,660)	-52.1%	COPR	HORWITH	JTLX30106
05/01/09	06/04/09	005129858	75111	42,020	50,120	(8,100)	-19.3%	COPR	HORWITH	JTLX86
05/01/09	06/04/09	005129859	75112	68,100	52,180	15,920	23.4%	COPR	HORWITH	JTLX86

HONEYWELL SA-7 USE HAZARDOUS WASTE TRACKING (2006)										
Date Shipped	Date of Return Manifest	State Manifest	Man. Doc #	Facilty Manifest Weight (lbs)	Estimated Weight (lbs)	Manifest - Estimate (lbs)	Manifest - Estimate (%)	Material	Transporter	RAILCAR #
05/01/09	06/04/09	005129860	75113	65,480	48,340	17,140	26.2%	COPR	HORWITH	JTLX86
05/01/09	06/04/09	005129861	75114	66,880	49,720	17,160	25.7%	COPR	HORWITH	CITX300162
05/01/09	06/04/09	005129862	75115	23,000	51,860	(28,860)	-125.5%	COPR	HORWITH	JTLX86
05/01/09	06/04/09	005129863	75116	36,440	50,240	(13,800)	-37.9%	COPR	HORWITH	CITX300162
05/01/09	06/04/09	005129864	75117	65,440	49,760	15,680	24.0%	COPR	HORWITH	CITX300162
05/01/09	06/04/09	005129865	75118	28,720	50,280	(21,560)	-75.1%	COPR	HORWITH	CITX300162
05/01/09	06/04/09	005129866	75119	51,480	49,860	1,620	3.1%	COPR	HORWITH	CEFX35851
05/01/09	06/04/09	005129867	75120	75,820	49,800	26,020	34.3%	COPR	HORWITH	CEFX35851
05/01/09	06/04/09	005129868	75121	34,000	49,440	(15,440)	-45.4%	COPR	HORWITH	CEFX35851
05/01/09	06/04/09	005129869	75122	34,000	51,700	(17,700)	-52.1%	COPR	HORWITH	CEFX35851
05/01/09	06/04/09	005129870	75123	38,300	52,400	(14,100)	-36.8%	COPR	HORWITH	CHUX184
05/01/09	06/04/09	005129871	75124	65,740	49,960	15,780	24.0%	COPR	HORWITH	CHUX184
05/01/09	06/04/09	005129872	75125	68,580	49,340	19,240	28.1%	COPR	HORWITH	CHUX184
05/01/09	06/04/09	005129873	75126	25,360	50,500	(25,140)	-99.1%	COPR	HORWITH	CHUX184
05/01/09	06/04/09	005129875	75127	27,540	51,560	(24,020)	-87.2%	COPR	HORWITH	CHUX272
05/01/09	06/04/09	005129876	75128	66,600	51,240	15,360	23.1%	COPR	HORWITH	CHUX272
05/01/09	06/04/09	005129877	75129	67,020	50,380	16,640	24.8%	COPR	HORWITH	CHUX272
05/01/09	06/04/09	005129878	75130	38,300	50,200	(11,900)	-31.1%	COPR	HORWITH	CHUX272
05/01/09	06/04/09	005129879	75131	15,160	49,660	(34,500)	-227.6%	COPR	HORWITH	CITX300145
05/01/09	06/04/09	005129880	75132	66,980	50,400	16,580	24.8%	COPR	HORWITH	CITX300145
05/01/09	06/04/09	005129881	75133	57,040	51,000	6,040	10.6%	COPR	HORWITH	JTLX30112
05/01/09	06/04/09	005129882	75134	68,780	49,020	19,760	28.7%	COPR	HORWITH	JTLX30112
05/01/09	06/04/09	005129883	75135	33,360	49,500	(16,140)	-48.4%	COPR	HORWITH	JTLX30112
05/01/09	06/04/09	005129884	75136	33,380	50,720	(17,340)	-51.9%	COPR	HORWITH	JTLX30112
05/01/09	06/04/09	005129885	75137	67,560	51,700	15,860	23.5%	COPR	HORWITH	CHUX144
05/01/09	06/04/09	005129886	75138	77,340	50,120	27,220	35.2%	COPR	HORWITH	CHUX144
05/01/09	06/04/09	005129887	75139	28,000	50,980	(22,980)	-82.1%	COPR	HORWITH	CHUX144
05/01/09	06/04/09	005129888	75140	27,980	49,960	(21,980)	-78.6%	COPR	HORWITH	CHUX144
05/01/09	06/04/09	005129889	75141	51,480	50,720	760	1.5%	COPR	HORWITH	JTLX30108
05/01/09	06/04/09	005129890	75142	77,500	51,320	26,180	33.8%	COPR	HORWITH	JTLX30108
05/01/09	06/04/09	005129891	75143	34,780	52,000	(17,220)	-49.5%	COPR	HORWITH	JTLX30108
05/01/09	06/04/09	005129892	75144	34,800	49,600	(14,800)	-42.5%	COPR	HORWITH	JTLX30108
05/01/09	06/04/09	005129893	75145	37,600	50,920	(13,320)	-35.4%	COPR	HORWITH	CITX300118
05/01/09	06/04/09	005129894	75146	68,100	50,780	17,320	25.4%	COPR	HORWITH	CITX300118
05/01/09	06/04/09	005129895	75147	67,140	50,240	16,900	25.2%	COPR	HORWITH	CITX300118
05/01/09	06/04/09	005129896	75148	25,360	50,200	(24,840)	-97.9%	COPR	HORWITH	CITX300118
05/01/09	06/04/09	005129897	75149	76,800	50,300	26,500	34.5%	COPR	HORWITH	CITX300145
05/01/09	06/04/09	005129898	75150	39,120	48,860	(9,740)	-24.9%	COPR	HORWITH	CITX300145
05/01/09	06/04/09	005129899	75151	22,420	49,780	(27,360)	-122.0%	COPR	HORWITH	CEFX35827
05/01/09	06/04/09	005129900	75152	66,820	50,660	16,160	24.2%	COPR	HORWITH	CEFX35827
05/01/09	06/04/09	005129901	75153	54,900	50,520	4,380	8.0%	COPR	HORWITH	CEFX35827
05/01/09	06/04/09	005129902	75154	53,740	49,920	3,820	7.1%	COPR	HORWITH	CEFX35827
05/01/09	06/04/09	005129903	75155	16,980	52,140	(35,160)	-207.1%	COPR	HORWITH	JTLX151
05/01/09	06/04/09	005129904	75156	69,080	51,400	17,680	25.6%	COPR	HORWITH	JTLX151
05/01/09	06/04/09	005129905	75157	68,140	49,640	18,500	27.1%	COPR	HORWITH	JTLX151
05/01/09	06/04/09	005129906	75158	76,880	51,720	25,160	32.7%	COPR	HORWITH	CHUX138
05/01/09	06/04/09	005129907	75159	45,540	51,400	(5,860)	-12.9%	COPR	HORWITH	JTLX151
05/01/09	06/04/09	005129908	75160	76,340	50,240	26,100	34.2%	COPR	HORWITH	CHUX138
05/01/09	06/04/09	005129909	75161	25,440	49,360	(23,920)	-94.0%	COPR	HORWITH	CHUX138
05/01/09	06/04/09	005129910	75162	25,460	50,160	(24,700)	-97.0%	COPR	HORWITH	CHUX138
05/01/09	06/04/09	005129911	75163	67,320	49,300	18,020	26.8%	COPR	HORWITH	CHUX271
05/01/09	06/04/09	005129912	75164	53,140	50,040	3,100	5.8%	COPR	HORWITH	CHUX271
05/01/09	06/04/09	005129913	75165	7,440	49,400	(41,960)	-564.0%	COPR	HORWITH	JTLX30119
05/04/09	06/04/09	005129914	75166	65,440	51,000	14,440	22.1%	COPR	HORWITH	CITX300110
05/04/09	06/04/09	005129915	75167	66,280	48,760	17,520	26.4%	COPR	HORWITH	CITX300110
05/04/09	06/04/09	005129916	75168	21,760	49,820	(28,060)	-129.0%	COPR	HORWITH	NDYX320459
05/04/09	06/04/09	005129917	75169	68,960	51,080	17,880	25.9%	COPR	HORWITH	NDYX320459
05/04/09	06/04/09	005129918	75170	30,060	49,260	(19,200)	-63.9%	COPR	HORWITH	CITX300110
05/04/09	06/04/09	005129919	75171	30,060	49,100	(19,040)	-63.3%	COPR	HORWITH	CITX300110
05/04/09	06/04/09	005129920	75172	66,960	51,480	15,480	23.1%	COPR	HORWITH	NDYX320459
05/04/09	06/04/09	005129921	75173	38,160	49,220	(11,060)	-29.0%	COPR	HORWITH	NDYX320459
05/04/09	06/04/09	005129922	75174	67,360	50,780	16,580	24.6%	COPR	HORWITH	JTLX4051
05/04/09	06/04/09	005129923	75175	76,280	50,540	25,740	33.7%	COPR	HORWITH	JTLX4051
05/04/09	06/04/09	005129924	75176	28,980	49,880	(20,900)	-72.1%	COPR	HORWITH	JTLX4051
05/04/09	06/04/09	005129925	75177	28,980	49,940	(20,960)	-72.3%	COPR	HORWITH	JTLX4051
05/04/09	06/04/09	005129926	75178	10,680	50,380	(39,700)	-371.7%	COPR	HORWITH	JTLX236
05/04/09	06/04/09	005129927	75179	67,820	50,920	16,900	24.9%	COPR	HORWITH	JTLX236
05/04/09	06/04/09	005129928	75180	66,700	50,400	16,300	24.4%	COPR	HORWITH	JTLX236
05/04/09	06/04/09	005129929	75181	56,200	51,180	5,020	8.9%	COPR	HORWITH	JTLX236
05/04/09	06/04/09	005129930	75182	64,880	50,880	14,000	21.6%	COPR	HORWITH	JTLX30139
05/04/09	06/04/09	005129931	75183	65,560	51,300	14,260	21.8%	COPR	HORWITH	JTLX30139
05/04/09	06/04/09	005129932	75184	33,020	48,680	(15,660)	-47.4%	COPR	HORWITH	JTLX30139
05/04/09	06/04/09	005129933	75185	10,240	50,160	(39,920)	-389.8%	COPR	HORWITH	CHUX142
05/04/09	06/04/09	005129934	75186	33,040	51,760	(18,720)	-56.7%	COPR	HORWITH	JTLX30139

Honeywell

HONEYWELL SA-7 USE HAZARDOUS WASTE TRACKING (2006)										
Date Shipped	Date of Return Manifest	State Manifest	Man. Doc #	Facilty Manifest Weight (lbs)	Estimated Weight (lbs)	Manifest - Estimate (lbs)	Manifest - Estimate (%)	Material	Transporter	RAILCAR #
05/04/09	06/04/09	005129935	75187	52,440	51,920	520	1.0%	COPR	HORWITH	CHUX142
05/04/09	06/04/09	005129936	75188	76,660	51,920	24,740	32.3%	COPR	HORWITH	CHUX142
05/04/09	06/04/09	005129937	75189	76,500	49,440	27,060	35.4%	COPR	HORWITH	CEFX35248
05/04/09	06/04/09	005129938	75190	61,020	50,520	10,500	17.2%	COPR	HORWITH	CHUX142
05/04/09	06/04/09	005129939	75191	7,540	49,780	(42,240)	-560.2%	COPR	HORWITH	CEFX35248
05/04/09	06/04/09	005129940	75192	65,280	50,840	14,440	22.1%	COPR	HORWITH	CEFX35248
05/04/09	06/04/09	005129941	75193	45,040	51,100	(6,060)	-13.5%	COPR	HORWITH	CEFX35248
05/04/09	06/04/09	005129942	75194	57,820	49,780	8,040	13.9%	COPR	HORWITH	JTLX30113
05/04/09	06/04/09	005129943	75195	57,380	49,740	7,640	13.3%	COPR	HORWITH	JTLX30113
05/04/09	06/04/09	005129944	75196	66,420	50,360	16,060	24.2%	COPR	HORWITH	JTLX30113
05/04/09	06/04/09	005129945	75197	15,660	49,620	(33,960)	-216.9%	COPR	HORWITH	JTLX30113
05/04/09	06/04/09	005129946	75198	63,800	49,580	14,220	22.3%	COPR	HORWITH	CITX300124
05/04/09	06/04/09	005129947	75199	53,820	49,120	4,700	8.7%	COPR	HORWITH	CITX300104
05/04/09	06/04/09	005129948	75200	67,960	50,360	17,600	25.9%	COPR	HORWITH	CITX300104
05/04/09	06/04/09	005129949	75201	67,500	51,500	16,000	23.7%	COPR	HORWITH	CITX300104
05/04/09	06/04/09	005129950	75202	9,340	52,000	(42,660)	-456.7%	COPR	HORWITH	CITX300104
05/04/09	06/04/09	005129951	75203	77,020	50,980	26,040	33.8%	COPR	HORWITH	CEFX35830
05/04/09	06/04/09	005129952	75204	38,160	50,180	(12,020)	-31.5%	COPR	HORWITH	CEFX35830
05/04/09	06/04/09	005129953	75205	68,440	50,360	18,080	26.4%	COPR	HORWITH	CEFX35830
05/04/09	06/04/09	005129954	75206	15,180	49,520	(34,340)	-226.2%	COPR	HORWITH	CEFX35830
05/04/09	06/04/09	005129955	75207	44,960	51,820	(6,860)	-15.3%	COPR	HORWITH	NDYX320427
05/04/09	06/04/09	005129956	75208	65,460	49,620	15,840	24.2%	COPR	HORWITH	NDYX320427
05/04/09	06/04/09	005129957	75209	12,160	49,840	(37,680)	-309.9%	COPR	HORWITH	NDYX320427
05/04/09	06/04/09	005129958	75210	76,080	51,040	25,040	32.9%	COPR	HORWITH	NDYX320427
05/04/09	06/04/09	005129959	75211	32,660	49,880	(17,220)	-52.7%	COPR	HORWITH	JTLX30155
05/04/09	06/04/09	005129960	75212	66,180	50,460	15,720	23.8%	COPR	HORWITH	JTLX30155
05/04/09	06/04/09	005129961	75213	66,900	50,140	16,760	25.1%	COPR	HORWITH	JTLX30155
05/04/09	06/04/09	005129962	75214	31,240	50,040	(18,800)	-60.2%	COPR	HORWITH	JTLX30155
05/04/09	06/04/09	005129963	75215	30,040	51,240	(21,200)	-70.6%	COPR	HORWITH	JTLX30152
05/04/09	06/04/09	005129964	75216	66,920	49,520	17,400	26.0%	COPR	HORWITH	JTLX30152
05/04/09	06/04/09	005129965	75217	66,520	49,560	16,960	25.5%	COPR	HORWITH	JTLX30152
05/04/09	06/04/09	005129966	75218	67,180	49,220	17,960	26.7%	COPR	HORWITH	CITX300124
05/04/09	06/04/09	005129967	75219	32,660	51,100	(18,440)	-56.5%	COPR	HORWITH	JTLX30152
05/04/09	06/04/09	005129968	75220	33,300	50,600	(17,300)	-52.0%	COPR	HORWITH	CITX300124
05/04/09	06/04/09	005129969	75221	33,300	50,640	(17,340)	-52.1%	COPR	HORWITH	CITX300124
05/04/09	06/04/09	005129970	75222	75,160	48,880	26,280	35.0%	COPR	HORWITH	JTLX30100
05/04/09	06/04/09	005129971	75223	16,340	50,900	(34,560)	-211.5%	COPR	HORWITH	JTLX30100
05/04/09	06/04/09	005129972	75224	76,300	51,640	24,660	32.3%	COPR	HORWITH	JTLX30100
05/04/09	06/04/09	005129973	75225	31,040	52,380	(21,340)	-68.8%	COPR	HORWITH	JTLX30100
05/04/09	06/04/09	005129974	75226	75,860	52,420	23,440	30.9%	COPR	HORWITH	JTLX30119
05/04/09	06/04/09	005129975	75227	51,720	52,240	(520)	-1.0%	COPR	HORWITH	JTLX30119
05/04/09	06/04/09	005129976	75228	65,720	52,300	13,420	20.4%	COPR	HORWITH	JTLX30119
05/04/09	06/04/09	005129977	75229	68,760	50,660	18,100	26.3%	COPR	HORWITH	CHUX129
05/04/09	06/04/09	005129978	75230	68,180	49,660	18,520	27.2%	COPR	HORWITH	CHUX129
05/04/09	06/04/09	005129979	75231	26,300	49,340	(23,040)	-87.6%	COPR	HORWITH	CHUX129
05/05/09	06/04/09	005129980	75232	14,840	49,180	(34,340)	-231.4%	COPR	HORWITH	JTLX30167
05/05/09	06/04/09	005129981	75233	76,160	49,700	26,460	34.7%	COPR	HORWITH	JTLX30167
05/05/09	06/04/09	005129982	75234	68,060	51,680	16,380	24.1%	COPR	HORWITH	JTLX30167
05/05/09	06/04/09	005129983	75235	37,380	51,940	(14,560)	-39.0%	COPR	HORWITH	JTLX30167
05/05/09	06/04/09	005129984	75236	26,280	49,500	(23,220)	-88.4%	COPR	HORWITH	CHUX129
05/05/09	06/04/09	005129985	75237	15,660	49,180	(33,520)	-214.0%	COPR	HORWITH	CEFX35842
05/05/09	06/04/09	005129986	75238	66,440	51,680	14,760	22.2%	COPR	HORWITH	CEFX35842
05/05/09	06/04/09	005129987	75239	75,760	51,780	23,980	31.7%	COPR	HORWITH	CEFX35842
05/05/09	06/04/09	005129988	75240	68,180	50,160	18,020	26.4%	COPR	HORWITH	JTLX239
05/05/09	06/04/09	005129989	75241	37,480	50,600	(13,120)	-35.0%	COPR	HORWITH	CEFX35842
05/05/09	06/04/09	005129990	75242	76,180	51,800	24,380	32.0%	COPR	HORWITH	JTLX239
05/05/09	06/04/09	005129991	75243	24,800	50,960	(26,160)	-105.5%	COPR	HORWITH	JTLX239
05/05/09	06/04/09	005129992	75244	24,800	49,000	(24,200)	-97.6%	COPR	HORWITH	JTLX239
05/05/09	06/04/09	005129993	75245	32,340	50,160	(17,820)	-55.1%	COPR	HORWITH	CHUX304
05/05/09	06/04/09	005129994	75246	68,480	48,840	19,640	28.7%	COPR	HORWITH	CHUX304
05/05/09	06/04/09	005129995	75247	77,200	48,000	29,200	37.8%	COPR	HORWITH	CHUX304
05/05/09	06/04/09	005129996	75248	10,140	48,020	(37,880)	-373.6%	COPR	HORWITH	CHUX304
05/05/09	06/04/09	005129997	75249	22,320	50,260	(27,940)	-125.2%	COPR	HORWITH	NDYX320318
05/05/09	06/04/09	005129998	75250	67,040	48,060	18,980	28.3%	COPR	HORWITH	NDYX320318
05/05/09	06/04/09	005129999	75251	77,040	49,640	27,400	35.6%	COPR	HORWITH	NDYX320318
05/05/09	06/04/09	005130000	75252	22,320	50,600	(28,280)	-126.7%	COPR	HORWITH	NDYX320318
05/05/09	06/05/09	005130001	75253	37,680	51,960	(14,280)	-37.9%	COPR	HORWITH	JTLX30142
05/05/09	06/05/09	005130002	75254	67,920	51,620	16,300	24.0%	COPR	HORWITH	JTLX30142
05/05/09	06/05/09	005130003	75255	67,320	49,500	17,820	26.5%	COPR	HORWITH	JTLX30142
05/05/09	06/05/09	005130004	75256	22,000	50,300	(28,300)	-128.6%	COPR	HORWITH	JTLX30142
05/05/09	06/04/09	005130005	75257	64,740	51,280	13,460	20.8%	COPR	HORWITH	JTLX118
05/05/09	06/04/09	005130006	75258	65,460	49,920	15,540	23.7%	COPR	HORWITH	JTLX118
05/05/09	06/04/09	005130007	75259	32,820	51,420	(18,600)	-56.7%	COPR	HORWITH	JTLX118
05/05/09	06/04/09	005130008	75260	32,840	51,020	(18,180)	-55.4%	COPR	HORWITH	JTLX118

HONEYWELL SA-7 USE HAZARDOUS WASTE TRACKING (2006)										
Date Shipped	Date of Return Manifest	State Manifest	Man. Doc #	Facilty Manifest Weight (lbs)	Estimated Weight (lbs)	Manifest - Estimate (lbs)	Manifest - Estimate (%)	Material	Transporter	RAILCAR #
05/05/09	06/04/09	005130009	75261	29,240	50,800	(21,560)	-73.7%	COPR	HORWITH	CEFX35801
05/05/09	06/04/09	005130010	75262	68,840	51,540	17,300	25.1%	COPR	HORWITH	CEFX35801
05/05/09	06/04/09	005130011	75263	27,080	49,960	(22,880)	-84.5%	COPR	HORWITH	CEFX35801
05/05/09	06/04/09	005130012	75264	68,920	50,160	18,760	27.2%	COPR	HORWITH	CEFX35801
05/05/09	06/04/09	005130013	75265	53,500	51,760	1,740	3.3%	COPR	HORWITH	NDYX320467
05/05/09	06/04/09	005130014	75266	67,540	50,200	17,340	25.7%	COPR	HORWITH	NDYX320467
05/05/09	06/04/09	005130015	75267	66,820	51,020	15,800	23.6%	COPR	HORWITH	NDYX320467
05/05/09	06/04/09	005130016	75268	11,420	49,520	(38,100)	-333.6%	COPR	HORWITH	NDYX320467
05/05/09	06/04/09	005130017	75269	39,000	49,740	(10,740)	-27.5%	COPR	HORWITH	JTLX278
05/05/09	06/04/09	005130018	75270	76,320	51,300	25,020	32.8%	COPR	HORWITH	JTLX278
05/05/09	06/04/09	005130019	75271	68,240	51,880	16,360	24.0%	COPR	HORWITH	JTLX278
05/05/09	06/04/09	005130020	75272	15,080	51,120	(36,040)	-239.0%	COPR	HORWITH	JTLX278
05/05/09	06/04/09	005130021	75273	55,420	51,760	3,660	6.6%	COPR	HORWITH	CITX300103
05/05/09	06/04/09	005130022	75274	77,120	51,240	25,880	33.6%	COPR	HORWITH	CITX300103
05/05/09	06/04/09	005130023	75275	34,140	51,960	(17,820)	-52.2%	COPR	HORWITH	CITX300103
05/05/09	06/04/09	005130024	75276	34,160	51,740	(17,580)	-51.5%	COPR	HORWITH	CITX300103
05/05/09	06/04/09	005130025	75277	42,960	51,200	(8,240)	-19.2%	COPR	HORWITH	JTLX301329
05/05/09	06/04/09	005130026	75278	66,380	51,820	14,560	21.9%	COPR	HORWITH	JTLX301329
05/05/09	06/04/09	005130027	75279	67,180	51,060	16,120	24.0%	COPR	HORWITH	JTLX301329
05/05/09	06/04/09	005130028	75280	21,540	52,080	(30,540)	-141.8%	COPR	HORWITH	JTLX301329
05/05/09	06/04/09	005130029	75281	42,340	52,180	(9,840)	-23.2%	COPR	HORWITH	DJLX98509
05/05/09	06/04/09	005130030	75282	67,140	48,840	18,300	27.3%	COPR	HORWITH	DJLX98509
05/05/09	06/04/09	005130031	75283	67,480	49,600	17,880	26.5%	COPR	HORWITH	DJLX98509
05/05/09	06/04/09	005130032	75284	19,300	50,420	(31,120)	-161.2%	COPR	HORWITH	DJLX98509
05/05/09	06/04/09	005130033	75285	66,700	52,220	14,480	21.7%	COPR	HORWITH	CITX300136
05/05/09	06/04/09	005130034	75286	76,620	49,040	27,580	36.0%	COPR	HORWITH	CITX300136
05/05/09	06/04/09	005130035	75287	23,840	49,820	(25,980)	-109.0%	COPR	HORWITH	CITX300136
05/05/09	06/04/09	005130036	75288	23,860	49,880	(26,020)	-109.1%	COPR	HORWITH	CITX300136
05/05/09	06/05/09	005130037	75289	75,300	51,340	23,960	31.8%	COPR	HORWITH	JTLX30161
05/05/09	06/05/09	005130038	75290	67,160	50,620	16,540	24.6%	COPR	HORWITH	JTLX30161
05/05/09	06/05/09	005130039	75291	26,860	51,960	(25,100)	-93.4%	COPR	HORWITH	JTLX30161
05/05/09	06/04/09	005130040	75292	37,380	50,140	(12,760)	-34.1%	COPR	HORWITH	CHUX174
05/05/09	06/05/09	005130041	75293	26,840	50,920	(24,080)	-89.7%	COPR	HORWITH	JTLX30161
05/06/09	06/04/09	005130042	75294	57,400	50,920	6,480	11.3%	COPR	HORWITH	CHUX143
05/06/09	06/04/09	005130043	75295	78,280	50,720	27,560	35.2%	COPR	HORWITH	CHUX143
05/06/09	06/04/09	005130044	75296	29,240	51,700	(22,460)	-76.8%	COPR	HORWITH	CHUX143
05/06/09	06/04/09	005130045	75297	29,240	49,780	(20,540)	-70.2%	COPR	HORWITH	CHUX143
05/06/09	06/04/09	005130046	75298	11,140	50,960	(39,820)	-357.5%	COPR	HORWITH	CEFX35841
05/06/09	06/04/09	005130047	75299	36,120	51,040	(14,920)	-41.3%	COPR	HORWITH	CEFX35841
05/06/09	06/04/09	005130048	75300	76,480	50,760	25,720	33.6%	COPR	HORWITH	CEFX35841
05/06/09	06/04/09	005130049	75301	69,860	50,820	19,040	27.3%	COPR	HORWITH	CEFX35841
05/06/09	06/04/09	005130050	75302	66,740	51,180	15,560	23.3%	COPR	HORWITH	CHUX174
05/06/09	06/04/09	005130051	75303	68,900	52,360	16,540	24.0%	COPR	HORWITH	CHUX174
05/06/09	06/04/09	005130052	75304	30,760	52,120	(21,360)	-69.4%	COPR	HORWITH	CHUX174
05/06/09	06/04/09	005130053	75305	26,900	49,820	(22,920)	-85.2%	COPR	HORWITH	CITX300122
05/06/09	06/04/09	005130054	75306	68,460	49,860	18,600	27.2%	COPR	HORWITH	CITX300122
05/06/09	06/04/09	005130055	75307	67,340	50,540	16,800	24.9%	COPR	HORWITH	CITX300122
05/06/09	06/04/09	005130056	75308	30,580	50,420	(19,840)	-64.9%	COPR	HORWITH	CITX300122
05/06/09	06/04/09	005130057	75309	66,760	50,660	16,100	24.1%	COPR	HORWITH	CITX300156
05/06/09	06/04/09	005130058	75310	76,480	50,440	26,040	34.0%	COPR	HORWITH	CITX300156
05/06/09	06/04/09	005130059	75311	24,960	48,760	(23,800)	-95.4%	COPR	HORWITH	CITX300156
05/06/09	06/04/09	005130060	75312	24,980	50,240	(25,260)	-101.1%	COPR	HORWITH	CITX300156
05/06/09	06/04/09	005130061	75313	6,920	48,940	(42,020)	-607.2%	COPR	HORWITH	JTLX263
05/06/09	06/04/09	005130062	75314	69,040	50,360	18,680	27.1%	COPR	HORWITH	JTLX263
05/06/09	06/04/09	005130063	75315	67,320	50,600	16,720	24.8%	COPR	HORWITH	JTLX263
05/06/09	06/04/09	005130064	75316	52,460	51,920	540	1.0%	COPR	HORWITH	JTLX263
05/06/09	06/04/09	005130065	75317	77,420	52,420	25,000	32.3%	COPR	HORWITH	CITX300116
05/06/09	06/04/09	005130066	75318	24,700	51,200	(26,500)	-107.3%	COPR	HORWITH	CITX300116
05/06/09	06/04/09	005130067	75319	68,420	51,640	16,780	24.5%	COPR	HORWITH	CITX300116
05/06/09	06/04/09	005130068	75320	31,060	52,000	(20,940)	-67.4%	COPR	HORWITH	CITX300116
05/06/09	06/04/09	005130069	75321	36,460	49,540	(13,080)	-35.9%	COPR	HORWITH	JTLX30123
05/06/09	06/04/09	005130070	75322	38,720	48,820	(10,100)	-26.1%	COPR	HORWITH	JTLX30123
05/06/09	06/04/09	005130071	75323	77,820	49,500	28,320	36.4%	COPR	HORWITH	JTLX30123
05/06/09	06/04/09	005130072	75324	38,720	49,560	(10,840)	-28.0%	COPR	HORWITH	JTLX30123
05/06/09	06/05/09	005130073	75325	44,160	51,680	(7,520)	-17.0%	COPR	HORWITH	CHUX205
05/06/09	06/05/09	005130074	75326	66,140	50,160	15,980	24.2%	COPR	HORWITH	CHUX205
05/06/09	06/05/09	005130075	75327	68,880	50,680	18,200	26.4%	COPR	HORWITH	JTLX30114
05/06/09	06/05/09	005130076	75328	63,220	50,860	12,360	19.6%	COPR	HORWITH	JTLX30114
05/06/09	06/05/09	005130077	75329	31,580	51,880	(20,300)	-64.3%	COPR	HORWITH	JTLX30114
05/06/09	06/05/09	005130078	75330	31,580	50,860	(19,280)	-61.1%	COPR	HORWITH	JTLX30114
05/06/09	06/05/09	005130079	75331	20,780	51,800	(31,020)	-149.3%	COPR	HORWITH	CEFX35843
05/06/09	06/05/09	005130080	75332	76,360	49,480	26,880	35.2%	COPR	HORWITH	CEFX35843
05/06/09	06/05/09	005130081	75333	68,040	49,460	18,580	27.3%	COPR	HORWITH	CEFX35843
05/06/09	06/05/09	005130082	75334	30,820	51,300	(20,480)	-66.5%	COPR	HORWITH	CEFX35843

HONEYWELL SA-7 USE HAZARDOUS WASTE TRACKING (2006)										
Date Shipped	Date of Return Manifest	State Manifest	Man. Doc #	Facilty Manifest Weight (lbs)	Estimated Weight (lbs)	Manifest - Estimate (lbs)	Manifest - Estimate (%)	Material	Transporter	RAILCAR #
05/06/09	06/05/09	005130083	75335	68,300	51,460	16,840	24.7%	COPR	HORWITH	CHUX225
05/06/09	06/05/09	005130086	75336	68,280	52,140	16,140	23.6%	COPR	HORWITH	CHUX225
05/06/09	06/05/09	005130087	75337	33,600	50,920	(17,320)	-51.5%	COPR	HORWITH	CHUX225
05/06/09	06/05/09	005130088	75338	33,600	52,560	(18,960)	-56.4%	COPR	HORWITH	CHUX225
05/06/09	06/05/09	005130089	75339	44,880	50,600	(5,720)	-12.7%	COPR	HORWITH	CITX300021
05/06/09	06/05/09	005130090	75340	76,120	49,100	27,020	35.5%	COPR	HORWITH	CITX300021
05/06/09	06/05/09	005130091	75341	38,320	50,160	(11,840)	-30.9%	COPR	HORWITH	CITX300021
05/06/09	06/05/09	005130092	75342	38,300	51,700	(13,400)	-35.0%	COPR	HORWITH	CITX300021
05/06/09	06/05/09	005130093	75343	65,000	52,320	12,680	19.5%	COPR	HORWITH	CHUX205
05/06/09	06/05/09	005130094	75344	21,420	50,340	(28,920)	-135.0%	COPR	HORWITH	CHUX205
05/06/09	06/05/09	005130095	75345	19,580	49,940	(30,360)	-155.1%	COPR	HORWITH	JTLX30166
05/06/09	06/05/09	005130096	75346	76,020	50,000	26,020	34.2%	COPR	HORWITH	JTLX30166
05/06/09	06/05/09	005130097	75347	75,560	51,320	24,240	32.1%	COPR	HORWITH	JTLX30166
05/06/09	06/05/09	005130098	75348	23,780	51,220	(27,440)	-115.4%	COPR	HORWITH	JTLX30166
05/06/09	06/05/09	005130099	75349	67,440	49,240	18,200	27.0%	COPR	HORWITH	NDYX320452
05/06/09	06/05/09	005130100	75350	66,620	49,740	16,880	25.3%	COPR	HORWITH	NDYX320452
05/06/09	06/05/09	005130101	75351	32,080	50,800	(18,720)	-58.4%	COPR	HORWITH	NDYX320452
05/06/09	06/05/09	005130102	75352	32,080	51,600	(19,520)	-60.8%	COPR	HORWITH	NDYX320452
05/06/09	06/05/09	005130103	75353	38,220	50,020	(11,800)	-30.9%	COPR	HORWITH	CITX300107
05/06/09	06/05/09	005130104	75354	53,860	48,520	5,340	9.9%	COPR	HORWITH	CITX300107
05/06/09	06/05/09	005130105	75355	65,400	50,060	15,340	23.5%	COPR	HORWITH	CITX300107
05/06/09	06/05/09	005130106	75356	38,240	50,680	(12,440)	-32.5%	COPR	HORWITH	CITX300107
05/06/09	06/04/09	005130107	75357	52,700	50,260	2,440	4.6%	COPR	HORWITH	JTLX270
05/06/09	06/04/09	005130108	75358	76,480	52,220	24,260	31.7%	COPR	HORWITH	JTLX270
05/06/09	06/04/09	005130109	75359	33,740	48,940	(15,200)	-45.1%	COPR	HORWITH	JTLX270
05/07/09	06/04/09	005130110	75360	11,760	50,700	(38,940)	-331.1%	COPR	HORWITH	CHUX302
05/07/09	06/04/09	005130111	75361	65,820	49,460	16,360	24.9%	COPR	HORWITH	CHUX302
05/07/09	06/04/09	005130112	75362	67,020	50,820	16,200	24.2%	COPR	HORWITH	CHUX302
05/07/09	06/04/09	005130113	75363	50,660	50,400	260	0.5%	COPR	HORWITH	CHUX302
05/07/09	06/04/09	005130114	75364	66,820	49,180	17,640	26.4%	COPR	HORWITH	NDYX320461
05/07/09	06/04/09	005130115	75365	67,240	50,920	16,320	24.3%	COPR	HORWITH	NDYX320461
05/07/09	06/04/09	005130116	75366	28,660	49,920	(21,260)	-74.2%	COPR	HORWITH	NDYX320461
05/07/09	06/04/09	005130117	75367	28,660	50,760	(22,100)	-77.1%	COPR	HORWITH	NDYX320461
05/07/09	06/04/09	005130118	75368	8,340	50,900	(42,560)	-510.3%	COPR	HORWITH	JTLX262
05/07/09	06/04/09	005130119	75369	67,440	50,960	16,480	24.4%	COPR	HORWITH	JTLX262
05/07/09	06/04/09	005130120	75370	53,540	48,440	5,100	9.5%	COPR	HORWITH	JTLX262
05/07/09	06/04/09	005130121	75371	66,980	51,980	15,000	22.4%	COPR	HORWITH	JTLX262
05/07/09	06/04/09	005130122	75372	19,100	49,520	(30,420)	-159.3%	COPR	HORWITH	CHUX326
05/07/09	06/04/09	005130123	75373	68,180	49,460	18,720	27.5%	COPR	HORWITH	CHUX326
05/07/09	06/04/09	005130124	75374	65,620	50,720	14,900	22.7%	COPR	HORWITH	CHUX326
05/07/09	06/04/09	005130125	75375	42,140	50,720	(8,580)	-20.4%	COPR	HORWITH	CHUX326
05/07/09	06/04/09	005130126	75376	65,920	49,060	16,860	25.6%	COPR	HORWITH	CEFX35799
05/07/09	06/04/09	005130127	75377	33,760	50,660	(16,900)	-50.1%	COPR	HORWITH	JTLX270
05/07/09	06/04/09	005130128	75378	66,880	48,020	18,860	28.2%	COPR	HORWITH	CEFX35799
05/07/09	06/04/09	005130129	75379	37,940	51,440	(13,500)	-35.6%	COPR	HORWITH	CEFX35799
05/07/09	06/04/09	005130130	75380	37,940	51,020	(13,080)	-34.5%	COPR	HORWITH	CEFX35799
05/07/09	06/04/09	005130131	75381	75,540	52,140	23,400	31.0%	COPR	HORWITH	CITX300108
05/07/09	06/04/09	005130132	75382	38,060	49,100	(11,040)	-29.0%	COPR	HORWITH	CITX300108
05/07/09	06/04/09	005130133	75383	67,800	49,620	18,180	26.8%	COPR	HORWITH	CITX300108
05/07/09	06/04/09	005130134	75384	12,360	50,300	(37,940)	-307.0%	COPR	HORWITH	CITX300108
05/07/09	06/04/09	005130135	75385	61,080	50,720	10,360	17.0%	COPR	HORWITH	JTLX30117
05/07/09	06/04/09	005130136	75386	32,620	51,200	(18,580)	-57.0%	COPR	HORWITH	JTLX30117
05/07/09	06/04/09	005130137	75387	66,460	49,860	16,600	25.0%	COPR	HORWITH	JTLX30117
05/07/09	06/04/09	005130138	75388	32,640	48,500	(15,860)	-48.6%	COPR	HORWITH	JTLX30117
05/07/09	06/05/09	005130139	75389	35,880	50,280	(14,400)	-40.1%	COPR	HORWITH	CHUX313
05/07/09	06/05/09	005130140	75390	68,040	51,080	16,960	24.9%	COPR	HORWITH	CHUX313
05/07/09	06/05/09	005130141	75391	65,540	50,940	14,600	22.3%	COPR	HORWITH	CHUX313
05/07/09	06/05/09	005130142	75392	26,620	51,720	(25,100)	-94.3%	COPR	HORWITH	CHUX313
05/07/09	06/04/09	005130143	75393	67,680	49,260	18,420	27.2%	COPR	HORWITH	CITX300157
05/07/09	06/04/09	005130144	75394	67,180	51,920	15,260	22.7%	COPR	HORWITH	CITX300157
05/07/09	06/04/09	005130145	75395	32,620	51,060	(18,440)	-56.5%	COPR	HORWITH	CITX300157
05/07/09	06/04/09	005130146	75396	32,600	51,840	(19,240)	-59.0%	COPR	HORWITH	CITX300157
05/07/09	06/04/09	005130147	75397	54,400	50,960	3,440	6.3%	COPR	HORWITH	CHUX305
05/07/09	06/04/09	005130148	75398	67,120	50,080	17,040	25.4%	COPR	HORWITH	CHUX305
05/07/09	06/04/09	005130149	75399	38,320	52,180	(13,860)	-36.2%	COPR	HORWITH	CHUX305
05/07/09	06/04/09	005130150	75400	38,300	51,880	(13,580)	-35.5%	COPR	HORWITH	CHUX305
05/07/09	06/04/09	005130151	75401	55,160	51,340	3,820	6.9%	COPR	HORWITH	CITX300115
05/07/09	06/04/09	005130152	75402	66,500	51,520	14,980	22.5%	COPR	HORWITH	CITX300115
05/07/09	06/04/09	005130153	75403	65,540	51,460	14,080	21.5%	COPR	HORWITH	CITX300115
05/07/09	06/04/09	005130154	75404	11,940	52,620	(40,680)	-340.7%	COPR	HORWITH	CITX300115
05/07/09	06/04/09	005130155	75405	67,720	51,720	16,000	23.6%	COPR	HORWITH	JTLX30128
05/07/09	06/04/09	005130156	75406	63,500	51,680	11,820	18.6%	COPR	HORWITH	JTLX30128
05/07/09	06/04/09	005130157	75407	33,340	50,360	(17,020)	-51.0%	COPR	HORWITH	JTLX30128
05/07/09	06/04/09	005130158	75408	33,340	50,220	(16,880)	-50.6%	COPR	HORWITH	JTLX30128

Honeywell

HONEYWELL SA-7 USE HAZARDOUS WASTE TRACKING (2006)										
Date Shipped	Date of Return Manifest	State Manifest	Man. Doc #	Facilty Manifest Weight (lbs)	Estimated Weight (lbs)	Manifest - Estimate (lbs)	Manifest - Estimate (%)	Material	Transporter	RAILCAR #
05/07/09	06/05/09	005130159	75409	49,440	50,720	(1,280)	-2.6%	COPR	HORWITH	CHUX224
05/07/09	06/05/09	005130160	75410	66,740	51,100	15,640	23.4%	COPR	HORWITH	CHUX224
05/07/09	06/05/09	005130161	75411	66,820	49,880	16,940	25.4%	COPR	HORWITH	CHUX224
05/07/09	06/05/09	005130162	75412	12,960	49,180	(36,220)	-279.5%	COPR	HORWITH	CHUX224
05/07/09	06/05/09	005130163	75413	38,340	52,360	(14,020)	-36.6%	COPR	HORWITH	JTLX30115
05/07/09	06/05/09	005130164	75414	50,880	52,400	(1,520)	-3.0%	COPR	HORWITH	JTLX30115
05/07/09	06/05/09	005130165	75415	76,000	50,940	25,060	33.0%	COPR	HORWITH	JTLX30115
05/07/09	06/05/09	005130166	75416	38,320	50,700	(12,380)	-32.3%	COPR	HORWITH	JTLX30115
05/07/09	06/05/09	005130167	75417	69,000	52,260	16,740	24.3%	COPR	HORWITH	CITX300142
05/07/09	06/05/09	005130168	75418	12,940	49,900	(36,960)	-285.6%	COPR	HORWITH	CITX300142
05/07/09	06/05/09	005130169	75419	68,640	51,040	17,600	25.6%	COPR	HORWITH	CITX300142
05/07/09	06/05/09	005130170	75420	46,200	48,700	(2,500)	-5.4%	COPR	HORWITH	CITX300142
05/07/09	06/05/09	005130171	75421	28,200	48,840	(20,640)	-73.2%	COPR	HORWITH	JTLX30150
05/07/09	06/05/09	005130172	75422	76,640	50,840	25,800	33.7%	COPR	HORWITH	JTLX30150
05/07/09	06/05/09	005130173	75423	22,120	50,240	(28,120)	-127.1%	COPR	HORWITH	JTLX30150
05/07/09	06/05/09	005130174	75424	66,660	49,360	17,300	26.0%	COPR	HORWITH	JTLX30150
05/08/09	06/05/09	005130175	75425	21,080	50,560	(29,480)	-139.8%	COPR	HORWITH	JTLX257
05/08/09	06/05/09	005130176	75426	68,400	50,860	17,540	25.6%	COPR	HORWITH	JTLX257
05/08/09	06/05/09	005130177	75427	67,060	50,000	17,060	25.4%	COPR	HORWITH	JTLX257
05/08/09	06/05/09	005130178	75428	40,440	51,020	(10,580)	-26.2%	COPR	HORWITH	JTLX257
05/08/09	06/05/09	005130179	75429	75,860	51,600	24,260	32.0%	COPR	HORWITH	CITX300117
05/08/09	06/05/09	005130180	75430	76,360	50,400	25,960	34.0%	COPR	HORWITH	CITX300117
05/08/09	06/05/09	005130181	75431	23,440	52,160	(28,720)	-122.5%	COPR	HORWITH	CITX300117
05/08/09	06/05/09	005130182	75432	23,460	50,380	(26,920)	-114.7%	COPR	HORWITH	CITX300117
05/08/09	06/05/09	005130183	75433	35,220	48,960	(13,740)	-39.0%	COPR	HORWITH	CITX300129
05/08/09	06/05/09	005130184	75434	76,380	50,100	26,280	34.4%	COPR	HORWITH	CITX300129
05/08/09	06/05/09	005130185	75435	66,320	50,640	15,680	23.6%	COPR	HORWITH	CITX300129
05/08/09	06/05/09	005130186	75436	16,060	50,180	(34,120)	-212.5%	COPR	HORWITH	CITX300129
05/08/09	06/04/09	005130187	75437	37,280	49,080	(11,800)	-31.7%	COPR	HORWITH	JTLX30153
05/08/09	06/04/09	005130188	75438	76,620	50,300	26,320	34.4%	COPR	HORWITH	JTLX30153
05/08/09	06/04/09	005130189	75439	75,700	50,180	25,520	33.7%	COPR	HORWITH	CEFX35246
05/08/09	06/04/09	005130190	75440	75,280	51,960	23,320	31.0%	COPR	HORWITH	JTLX30153
05/08/09	06/04/09	005130191	75441	6,040	50,440	(44,400)	-735.1%	COPR	HORWITH	JTLX30153
05/08/09	06/05/09	005130192	75442	20,760	50,180	(29,420)	-141.7%	COPR	HORWITH	CEFX35808
05/08/09	06/05/09	005130193	75443	76,020	49,460	26,560	34.9%	COPR	HORWITH	CEFX35808
05/08/09	06/05/09	005130194	75444	30,000	51,960	(21,960)	-73.2%	COPR	HORWITH	CEFX35808
05/08/09	06/05/09	005130195	75445	67,900	49,120	18,780	27.7%	COPR	HORWITH	CEFX35808
05/08/09	06/04/09	005130196	75446	24,760	52,040	(27,280)	-110.2%	COPR	HORWITH	CEFX35246
05/08/09	06/04/09	005130197	75447	68,020	50,560	17,460	25.7%	COPR	HORWITH	CEFX35246
05/08/09	06/04/09	005130198	75448	28,120	49,360	(21,240)	-75.5%	COPR	HORWITH	CEFX35246
05/08/09	06/04/09	005130199	75449	51,500	50,680	820	1.6%	COPR	HORWITH	JTLX30147
05/08/09	06/04/09	005130200	75450	75,820	51,080	24,740	32.6%	COPR	HORWITH	JTLX30147
05/08/09	06/04/09	005130201	75451	37,760	50,300	(12,540)	-33.2%	COPR	HORWITH	JTLX30147
05/08/09	06/04/09	005130202	75452	37,760	50,260	(12,500)	-33.1%	COPR	HORWITH	JTLX30147
05/08/09	06/04/09	005130203	75453	33,280	51,600	(18,320)	-55.0%	COPR	HORWITH	JTLX30144
05/08/09	06/04/09	005130204	75454	75,680	50,620	25,060	33.1%	COPR	HORWITH	JTLX30144
05/08/09	06/04/09	005130205	75455	76,020	49,900	26,120	34.4%	COPR	HORWITH	JTLX30144
05/08/09	06/04/09	005130206	75456	34,160	49,940	(15,780)	-46.2%	COPR	HORWITH	CHUX118
05/08/09	06/04/09	005130207	75457	75,680	49,340	26,340	34.8%	COPR	HORWITH	CHUX118
05/08/09	06/04/09	005130208	75458	12,120	50,500	(38,380)	-316.7%	COPR	HORWITH	JTLX30144
05/08/09	06/04/09	005130209	75459	41,480	51,300	(9,820)	-23.7%	COPR	HORWITH	CEFX35237
05/08/09	06/04/09	005130210	75460	75,380	50,740	24,640	32.7%	COPR	HORWITH	CEFX35237
05/08/09	06/04/09	005130211	75461	68,320	49,240	19,080	27.9%	COPR	HORWITH	CEFX35237
05/08/09	06/04/09	005130212	75462	13,680	51,960	(38,280)	-279.8%	COPR	HORWITH	CEFX35237
05/08/09	06/04/09	005130213	75463	76,160	50,860	25,300	33.2%	COPR	HORWITH	CEFX35806
05/08/09	06/04/09	005130214	75464	22,160	50,020	(27,860)	-125.7%	COPR	HORWITH	CEFX35806
05/08/09	06/04/09	005130215	75465	68,240	51,960	16,280	23.9%	COPR	HORWITH	CEFX35806
05/08/09	06/04/09	005130216	75466	31,980	50,860	(18,880)	-59.0%	COPR	HORWITH	CEFX35806
05/08/09	06/04/09	005130217	75467	48,180	51,340	(3,160)	-6.6%	COPR	HORWITH	CHUX153
05/08/09	06/04/09	005130218	75468	65,160	52,560	12,600	19.3%	COPR	HORWITH	CHUX153
05/08/09	06/04/09	005130219	75469	65,980	52,700	13,280	20.1%	COPR	HORWITH	CHUX153
05/08/09	06/04/09	005130220	75470	25,420	51,720	(26,300)	-103.5%	COPR	HORWITH	CHUX153
05/08/09	06/04/09	005130221	75471	26,600	51,880	(25,280)	-95.0%	COPR	HORWITH	DJLX98515
05/08/09	06/04/09	005130222	75472	65,180	50,300	14,880	22.8%	COPR	HORWITH	DJLX98515
05/08/09	06/04/09	005130223	75473	65,820	51,780	14,040	21.3%	COPR	HORWITH	DJLX98515
05/08/09	06/04/09	005130224	75474	45,020	52,340	(7,320)	-16.3%	COPR	HORWITH	DJLX98515
05/08/09	06/04/09	005130225	75475	67,820	52,260	15,560	22.9%	COPR	HORWITH	CHUX118
05/08/09	06/04/09	005130226	75476	18,740	49,820	(31,080)	-165.8%	COPR	HORWITH	CHUX118
05/08/09	06/04/09	005130227	75477	17,580	51,060	(33,480)	-190.4%	COPR	HORWITH	CEFX35247
05/08/09	06/04/09	005130228	75478	75,460	51,840	23,620	31.3%	COPR	HORWITH	CEFX35247
05/08/09	06/04/09	005130229	75479	67,260	52,160	15,100	22.5%	COPR	HORWITH	CEFX35247
05/08/09	06/04/09	005130230	75480	39,900	50,260	(10,360)	-26.0%	COPR	HORWITH	CEFX35247
05/08/09	06/04/09	005130231	75481	24,940	51,220	(26,280)	-105.4%	COPR	HORWITH	CHUX226
05/08/09	06/04/09	005130232	75482	67,900	50,860	17,040	25.1%	COPR	HORWITH	CHUX226

Honeywell

HONEYWELL SA-7 USE HAZARDOUS WASTE TRACKING (2006)										
Date Shipped	Date of Return Manifest	State Manifest	Man. Doc #	Facilty Manifest Weight (lbs)	Estimated Weight (lbs)	Manifest - Estimate (lbs)	Manifest - Estimate (%)	Material	Transporter	RAILCAR #
05/08/09	06/04/09	005130233	75483	65,140	50,960	14,180	21.8%	COPR	HORWITH	CHUX226
05/08/09	06/04/09	005130234	75484	41,760	52,420	(10,660)	-25.5%	COPR	HORWITH	CHUX226
05/08/09	06/04/09	005130235	75485	65,420	50,480	14,940	22.8%	COPR	HORWITH	CEFX35812
05/08/09	06/04/09	005130236	75486	67,860	51,620	16,240	23.9%	COPR	HORWITH	CEFX35812
05/08/09	06/04/09	005130237	75487	29,440	52,180	(22,740)	-77.2%	COPR	HORWITH	CEFX35812
05/08/09	06/04/09	005130238	75488	29,420	50,940	(21,520)	-73.1%	COPR	HORWITH	CEFX35812
05/08/09	06/05/09	005130239	75489	47,560	51,520	(3,960)	-8.3%	COPR	HORWITH	CITX300123
05/08/09	06/05/09	005130240	75490	68,420	51,140	17,280	25.3%	COPR	HORWITH	CITX300123
05/11/09	06/05/09	005130241	75491	12,220	50,600	(38,380)	-314.1%	COPR	HORWITH	CHUX223
05/11/09	06/05/09	005130242	75492	76,180	51,400	24,780	32.5%	COPR	HORWITH	CHUX223
05/11/09	06/05/09	005130243	75493	67,940	50,860	17,080	25.1%	COPR	HORWITH	CHUX223
05/11/09	06/05/09	005130244	75494	42,500	51,340	(8,840)	-20.8%	COPR	HORWITH	CHUX223
05/11/09	06/05/09	005130245	75495	26,040	50,360	(24,320)	-93.4%	COPR	HORWITH	CHUX267
05/11/09	06/05/09	005130246	75496	67,760	49,820	17,940	26.5%	COPR	HORWITH	CHUX267
05/11/09	06/05/09	005130247	75497	66,600	50,400	16,200	24.3%	COPR	HORWITH	CHUX267
05/11/09	06/05/09	005130248	75498	36,440	51,000	(14,560)	-40.0%	COPR	HORWITH	CHUX267
05/11/09	06/05/09	005130249	75499	39,460	51,620	(12,160)	-30.8%	COPR	HORWITH	JTLX30162
05/11/09	06/05/09	005130250	75500	65,200	51,660	13,540	20.8%	COPR	HORWITH	JTLX30162
05/11/09	06/05/09	005130251	75501	75,900	52,060	23,840	31.4%	COPR	HORWITH	JTLX30162
05/11/09	06/05/09	005130252	75502	17,980	51,140	(33,160)	-184.4%	COPR	HORWITH	JTLX30162
05/11/09	06/05/09	005130253	75503	48,640	50,820	(2,180)	-4.5%	COPR	HORWITH	CITX300164
05/11/09	06/05/09	005130254	75504	66,900	49,940	16,960	25.4%	COPR	HORWITH	CITX300164
05/11/09	06/05/09	005130255	75505	75,820	50,240	25,580	33.7%	COPR	HORWITH	CITX300164
05/11/09	06/05/09	005130256	75506	6,120	50,140	(44,020)	-719.3%	COPR	HORWITH	CITX300164
05/11/09	06/05/09	005130257	75507	70,380	50,180	20,200	28.7%	COPR	HORWITH	JTLX30151
05/11/09	06/05/09	005130258	75508	68,640	50,780	17,860	26.0%	COPR	HORWITH	JTLX30151
05/11/09	06/05/09	005130259	75509	33,820	51,500	(17,680)	-52.3%	COPR	HORWITH	JTLX30151
05/11/09	06/05/09	005130260	75510	33,800	52,180	(18,380)	-54.4%	COPR	HORWITH	JTLX30151
05/11/09	06/05/09	005130261	75511	9,420	50,040	(40,620)	-431.2%	COPR	HORWITH	CHUX148
05/11/09	06/05/09	005130262	75512	75,960	50,780	25,180	33.1%	COPR	HORWITH	CHUX148
05/11/09	06/05/09	005130263	75513	68,120	51,340	16,780	24.6%	COPR	HORWITH	CHUX148
05/11/09	06/05/09	005130264	75514	45,720	49,540	(3,820)	-8.4%	COPR	HORWITH	CHUX148
05/11/09	06/05/09	005130265	75515	67,580	50,460	17,120	25.3%	COPR	HORWITH	JTLX175
05/11/09	06/05/09	005130266	75516	29,200	50,260	(21,060)	-72.1%	COPR	HORWITH	JTLX175
05/11/09	06/05/09	005130267	75517	65,940	52,280	13,660	20.7%	COPR	HORWITH	JTLX175
05/11/09	06/05/09	005130269	75518	11,780	51,660	(39,880)	-338.5%	COPR	HORWITH	DJLX98504
05/11/09	06/05/09	005130270	75519	66,200	51,860	14,340	21.7%	COPR	HORWITH	DJLX98504
05/11/09	06/05/09	005130271	75520	57,840	51,920	5,920	10.2%	COPR	HORWITH	DJLX98504
05/11/09	06/05/09	005130272	75521	67,660	51,920	15,740	23.3%	COPR	HORWITH	DJLX98504
05/11/09	06/05/09	005130273	75522	25,160	50,740	(25,580)	-101.7%	COPR	HORWITH	CEFX35849
05/11/09	06/05/09	005130274	75523	66,760	49,320	17,440	26.1%	COPR	HORWITH	CEFX35849
05/11/09	06/05/09	005130275	75524	76,780	51,140	25,640	33.4%	COPR	HORWITH	CEFX35849
05/11/09	06/05/09	005130276	75525	29,140	51,220	(22,080)	-75.8%	COPR	HORWITH	CEFX35849
05/11/09	06/05/09	005130277	75526	17,440	51,920	(34,480)	-197.7%	COPR	HORWITH	CITX300026
05/11/09	06/05/09	005130278	75527	65,600	50,640	14,960	22.8%	COPR	HORWITH	CITX300026
05/11/09	06/05/09	005130279	75528	75,640	50,260	25,380	33.6%	COPR	HORWITH	CITX300026
05/11/09	06/05/09	005130280	75529	41,060	51,760	(10,700)	-26.1%	COPR	HORWITH	CITX300026
05/11/09	06/05/09	005130281	75530	29,200	49,960	(20,760)	-71.1%	COPR	HORWITH	JTLX175
05/11/09	06/05/09	005130282	75531	67,640	52,280	15,360	22.7%	COPR	HORWITH	CHUX299
05/11/09	06/05/09	005130283	75532	65,180	51,140	14,040	21.5%	COPR	HORWITH	CHUX299
05/11/09	06/05/09	005130284	75533	38,120	48,000	(9,880)	-25.9%	COPR	HORWITH	CHUX299
05/11/09	06/05/09	005130285	75534	38,120	52,200	(14,080)	-36.9%	COPR	HORWITH	CHUX299
05/11/09	06/05/09	005130286	75535	54,260	50,660	3,600	6.6%	COPR	HORWITH	CITX300126
05/11/09	06/05/09	005130287	75536	67,340	52,260	15,080	22.4%	COPR	HORWITH	CITX300126
05/11/09	06/05/09	005130288	75537	37,920	51,120	(13,200)	-34.8%	COPR	HORWITH	CITX300126
05/11/09	06/05/09	005130289	75538	37,900	51,520	(13,620)	-35.9%	COPR	HORWITH	CITX300126
05/11/09	06/05/09	005130290	75539	55,520	50,440	5,080	9.1%	COPR	HORWITH	CITX300128
05/11/09	06/05/09	005130291	75540	64,700	51,180	13,520	20.9%	COPR	HORWITH	CITX300128
05/11/09	06/05/09	005130292	75541	66,400	50,780	15,620	23.5%	COPR	HORWITH	CITX300128
05/11/09	06/05/09	005130293	75542	12,720	51,920	(39,200)	-308.2%	COPR	HORWITH	CITX300128
05/11/09	06/05/09	005130294	75543	68,700	52,640	16,060	23.4%	COPR	HORWITH	CITX300123
05/11/09	06/05/09	005130295	75544	12,180	51,460	(39,280)	-322.5%	COPR	HORWITH	CITX300123
05/11/09	06/05/09	005130296	75545	59,040	49,660	9,380	15.9%	COPR	HORWITH	CITX300151
05/11/09	06/05/09	005130297	75546	33,840	52,040	(18,200)	-53.8%	COPR	HORWITH	CITX300151
05/11/09	06/05/09	005130298	75547	75,660	50,740	24,920	32.9%	COPR	HORWITH	CITX300151
05/12/09	06/05/09	005130299	75548	46,000	50,540	(4,540)	-9.9%	COPR	HORWITH	JTLX261
05/12/09	06/05/09	005130300	75549	64,620	50,960	13,660	21.1%	COPR	HORWITH	JTLX261
05/12/09	06/05/09	005130301	75550	55,820	51,040	4,780	8.6%	COPR	HORWITH	JTLX261
05/12/09	06/05/09	005130302	75551	32,340	52,120	(19,780)	-61.2%	COPR	HORWITH	JTLX261
05/12/09	06/05/09	005130303	75552	29,220	48,760	(19,540)	-66.9%	COPR	HORWITH	JTLX30141
05/12/09	06/05/09	005130304	75553	68,260	51,800	16,460	24.1%	COPR	HORWITH	JTLX30141
05/12/09	06/05/09	005130305	75554	76,900	49,100	27,800	36.2%	COPR	HORWITH	JTLX30141
05/12/09	06/05/09	005130306	75555	20,680	51,800	(31,120)	-150.5%	COPR	HORWITH	JTLX30141
05/12/09	06/05/09	005130307	75556	15,080	50,020	(34,940)	-231.7%	COPR	HORWITH	CHUX259

HONEYWELL SA-7 USE HAZARDOUS WASTE TRACKING (2006)										
Date Shipped	Date of Return Manifest	State Manifest	Man. Doc #	Facilty Manifest Weight (lbs)	Estimated Weight (lbs)	Manifest - Estimate (lbs)	Manifest - Estimate (%)	Material	Transporter	RAILCAR #
05/12/09	06/05/09	005130308	75557	67,100	51,900	15,200	22.7%	COPR	HORWITH	CHUX259
05/12/09	06/05/09	005130309	75558	66,760	50,620	16,140	24.2%	COPR	HORWITH	CHUX259
05/12/09	06/05/09	005130310	75559	48,780	50,700	(1,920)	-3.9%	COPR	HORWITH	CHUX259
05/12/09	06/05/09	005130311	75560	65,580	50,780	14,800	22.6%	COPR	HORWITH	NDYX320320
05/12/09	06/05/09	005130312	75561	68,420	50,120	18,300	26.7%	COPR	HORWITH	NDYX320320
05/12/09	06/05/09	005130313	75562	30,140	51,520	(21,380)	-70.9%	COPR	HORWITH	NDYX320320
05/12/09	06/05/09	005130314	75563	30,140	52,180	(22,040)	-73.1%	COPR	HORWITH	NDYX320320
05/12/09	06/05/09	005130315	75564	33,820	52,200	(18,380)	-54.3%	COPR	HORWITH	CITX300151
05/12/09	06/05/09	005130316	75565	16,260	51,940	(35,680)	-219.4%	COPR	HORWITH	CITX300020
05/12/09	06/05/09	005130317	75566	66,100	49,940	16,160	24.4%	COPR	HORWITH	CITX300020
05/12/09	06/05/09	005130318	75567	67,400	52,220	15,180	22.5%	COPR	HORWITH	CITX300020
05/12/09	06/05/09	005130319	75568	52,380	50,580	1,800	3.4%	COPR	HORWITH	CITX300020
05/12/09	06/05/09	005130320	75569	54,980	48,420	6,560	11.9%	COPR	HORWITH	CITX300027
05/12/09	06/05/09	005130321	75570	68,240	49,460	18,780	27.5%	COPR	HORWITH	CITX300027
05/12/09	06/05/09	005130322	75571	37,860	50,460	(12,600)	-33.3%	COPR	HORWITH	CITX300027
05/12/09	06/05/09	005130323	75572	37,880	50,240	(12,360)	-32.6%	COPR	HORWITH	CITX300027
05/12/09	06/05/09	005130324	75573	77,320	51,000	26,320	34.0%	COPR	HORWITH	CITX300105
05/12/09	06/05/09	005130325	75574	68,780	50,440	18,340	26.7%	COPR	HORWITH	CITX300105
05/12/09	06/05/09	005130326	75575	28,700	52,440	(23,740)	-82.7%	COPR	HORWITH	CITX300105
05/12/09	06/05/09	005130327	75576	41,540	48,980	(7,440)	-17.9%	COPR	HORWITH	CHUX333
05/12/09	06/05/09	005130328	75577	75,840	51,080	24,760	32.6%	COPR	HORWITH	CHUX333
05/12/09	06/05/09	005130329	75578	67,960	50,960	17,000	25.0%	COPR	HORWITH	CHUX333
05/12/09	06/05/09	005130330	75579	10,480	51,800	(41,320)	-394.3%	COPR	HORWITH	CHUX333
05/12/09	06/05/09	005130331	75580	41,540	51,920	(10,380)	-25.0%	COPR	HORWITH	CHUX149
05/12/09	06/05/09	005130332	75581	65,320	50,440	14,880	22.8%	COPR	HORWITH	CHUX149
05/12/09	06/05/09	005130333	75582	65,920	49,200	16,720	25.4%	COPR	HORWITH	CHUX149
05/12/09	06/05/09	005130334	75583	25,460	50,680	(25,220)	-99.1%	COPR	HORWITH	CHUX149
05/12/09	06/05/09	005130335	75584	28,800	51,680	(22,880)	-79.4%	COPR	HORWITH	JTLX254
05/12/09	06/05/09	005130336	75585	67,120	51,220	15,900	23.7%	COPR	HORWITH	JTLX254
05/12/09	06/05/09	005130337	75586	75,260	50,000	25,260	33.6%	COPR	HORWITH	JTLX254
05/12/09	06/05/09	005130338	75587	25,460	49,920	(24,460)	-96.1%	COPR	HORWITH	JTLX254
05/12/09	06/05/09	005130339	75588	23,540	49,380	(25,840)	-109.8%	COPR	HORWITH	CHUX185
05/12/09	06/05/09	005130340	75589	67,640	50,140	17,500	25.9%	COPR	HORWITH	CHUX185
05/12/09	06/05/09	005130341	75590	65,240	50,500	14,740	22.6%	COPR	HORWITH	CHUX185
05/12/09	06/05/09	005130342	75591	39,760	50,780	(11,020)	-27.7%	COPR	HORWITH	CHUX185
05/12/09	06/05/09	005130343	75592	28,700	49,960	(21,260)	-74.1%	COPR	HORWITH	CITX300105
05/12/09	06/05/09	005130344	75593	58,520	50,400	8,120	13.9%	COPR	HORWITH	CHUX135
05/12/09	06/05/09	005130345	75594	33,600	51,440	(17,840)	-53.1%	COPR	HORWITH	CHUX135
05/12/09	06/05/09	005130346	75595	68,420	51,100	17,320	25.3%	COPR	HORWITH	CHUX135
05/12/09	06/05/09	005130347	75596	33,580	52,360	(18,780)	-55.9%	COPR	HORWITH	CHUX135
05/12/09	06/05/09	005130348	75597	33,680	49,940	(16,260)	-48.3%	COPR	HORWITH	CHUX283
05/12/09	06/05/09	005130349	75598	76,840	50,560	26,280	34.2%	COPR	HORWITH	CHUX283
05/12/09	06/05/09	005130350	75599	67,400	51,280	16,120	23.9%	COPR	HORWITH	CHUX283
05/12/09	06/05/09	005130351	75600	18,480	50,660	(32,180)	-174.1%	COPR	HORWITH	CHUX283
05/12/09	06/15/09	005130352	75601	46,580	49,920	(3,340)	-7.2%	COPR	HORWITH	CEFX35846
05/12/09	06/15/09	005130353	75602	67,280	48,220	19,060	28.3%	COPR	HORWITH	CEFX35846
05/12/09	06/15/09	005130354	75603	66,540	49,140	17,400	26.1%	COPR	HORWITH	CEFX35846
05/13/09	06/05/09	005130355	75604	65,040	50,640	14,400	22.1%	COPR	HORWITH	CITX300146
05/13/09	06/05/09	005130356	75605	67,900	50,520	17,380	25.6%	COPR	HORWITH	CITX300146
05/13/09	06/05/09	005130357	75606	32,660	50,440	(17,780)	-54.4%	COPR	HORWITH	CITX300146
05/13/09	06/05/09	005130358	75607	32,680	52,060	(19,380)	-59.3%	COPR	HORWITH	CITX300146
05/13/09	06/15/09	005130359	75608	60,560	51,720	8,840	14.6%	COPR	HORWITH	CHUX311
05/13/09	06/15/09	005130360	75609	68,940	50,940	18,000	26.1%	COPR	HORWITH	CHUX311
05/13/09	06/15/09	005130361	75610	34,740	49,400	(14,660)	-42.2%	COPR	HORWITH	CHUX311
05/13/09	06/15/09	005130362	75611	34,760	51,720	(16,960)	-48.8%	COPR	HORWITH	CHUX311
05/13/09	06/15/09	005130363	75612	12,440	50,240	(37,800)	-303.9%	COPR	HORWITH	CHUX308
05/13/09	06/15/09	005130364	75613	68,500	50,460	18,040	26.3%	COPR	HORWITH	CHUX308
05/13/09	06/15/09	005130365	75614	66,740	50,900	15,840	23.7%	COPR	HORWITH	CHUX308
05/13/09	06/15/09	005130366	75615	48,660	50,620	(1,960)	-4.0%	COPR	HORWITH	CHUX308
05/13/09	06/15/09	005130367	75616	67,480	50,660	16,820	24.9%	COPR	HORWITH	DJLX98531
05/13/09	06/15/09	005130368	75617	77,700	51,340	26,360	33.9%	COPR	HORWITH	DJLX98531
05/13/09	06/15/09	005130369	75618	27,040	50,360	(23,320)	-86.2%	COPR	HORWITH	DJLX98531
05/13/09	06/15/09	005130370	75619	27,040	51,640	(24,600)	-91.0%	COPR	HORWITH	DJLX98531
05/13/09	06/05/09	005130371	75620	11,080	51,200	(40,120)	-362.1%	COPR	HORWITH	CEFX35241
05/13/09	06/05/09	005130372	75621	66,980	51,560	15,420	23.0%	COPR	HORWITH	CEFX35241
05/13/09	06/05/09	005130373	75622	76,440	48,580	27,860	36.4%	COPR	HORWITH	CEFX35241
05/13/09	06/05/09	005130374	75623	41,260	49,400	(8,140)	-19.7%	COPR	HORWITH	CEFX35241
05/13/09	06/15/09	005130375	75624	15,980	51,120	(35,140)	-219.9%	COPR	HORWITH	JTLX30130
05/13/09	06/15/09	005130376	75625	65,660	50,920	14,740	22.4%	COPR	HORWITH	JTLX30130
05/13/09	06/15/09	005130377	75626	68,700	50,540	18,160	26.4%	COPR	HORWITH	JTLX30130
05/13/09	06/15/09	005130378	75627	47,700	50,660	(2,960)	-6.2%	COPR	HORWITH	JTLX30130
05/13/09	06/05/09	005130379	75628	66,960	48,640	18,320	27.4%	COPR	HORWITH	CEFX35852
05/13/09	06/05/09	005130380	75629	23,840	51,400	(27,560)	-115.6%	COPR	HORWITH	CEFX35852
05/13/09	06/05/09	005130381	75630	76,600	50,380	26,220	34.2%	COPR	HORWITH	CEFX35852

HONEYWELL SA-7 USE HAZARDOUS WASTE TRACKING (2006)										
Date Shipped	Date of Return Manifest	State Manifest	Man. Doc #	Facilty Manifest Weight (lbs)	Estimated Weight (lbs)	Manifest - Estimate (lbs)	Manifest - Estimate (%)	Material	Transporter	RAILCAR #
05/13/09	06/05/09	005130382	75631	23,840	48,120	(24,280)	-101.8%	COPR	HORWITH	CEFX35852
05/13/09	06/05/09	005130383	75632	67,400	48,200	19,200	28.5%	COPR	HORWITH	CHUX112
05/13/09	06/05/09	005130384	75633	66,700	51,440	15,260	22.9%	COPR	HORWITH	CHUX112
05/13/09	06/05/09	005130385	75634	27,040	51,440	(24,400)	-90.2%	COPR	HORWITH	CHUX112
05/13/09	06/15/09	005130386	75635	23,180	52,160	(28,980)	-125.0%	COPR	HORWITH	CHUX274
05/13/09	06/05/09	005130387	75636	27,060	50,920	(23,860)	-88.2%	COPR	HORWITH	CHUX112
05/13/09	06/15/09	005130388	75637	69,500	52,400	17,100	24.6%	COPR	HORWITH	CHUX274
05/13/09	06/15/09	005130389	75638	69,240	51,820	17,420	25.2%	COPR	HORWITH	CHUX274
05/13/09	06/15/09	005130390	75639	37,460	50,120	(12,660)	-33.8%	COPR	HORWITH	CHUX274
05/13/09	06/15/09	005130391	75640	35,920	50,720	(14,800)	-41.2%	COPR	HORWITH	JTLX30173
05/13/09	06/15/09	005130392	75641	66,420	51,720	14,700	22.1%	COPR	HORWITH	CEFX35240
05/13/09	06/15/09	005130393	75642	67,300	50,780	16,520	24.5%	COPR	HORWITH	CEFX35240
05/13/09	06/15/09	005130394	75643	68,640	51,180	17,460	25.4%	COPR	HORWITH	JTLX30173
05/13/09	06/15/09	005130395	75644	66,960	50,140	16,820	25.1%	COPR	HORWITH	JTLX30173
05/13/09	06/15/09	005130396	75645	22,760	50,060	(27,300)	-119.9%	COPR	HORWITH	JTLX30173
05/13/09	06/15/09	005130397	75646	26,580	51,380	(24,800)	-93.3%	COPR	HORWITH	CEFX35240
05/13/09	06/15/09	005130398	75647	36,880	49,940	(13,060)	-35.4%	COPR	HORWITH	CEFX35240
05/13/09	06/15/09	005130399	75648	28,580	50,820	(22,240)	-77.8%	COPR	HORWITH	JTLX30160
05/13/09	06/15/09	005130400	75649	13,000	50,980	(37,980)	-292.2%	COPR	HORWITH	CEFX35846
05/13/09	06/15/09	005130401	75650	77,500	51,380	26,120	33.7%	COPR	HORWITH	JTLX30160
05/13/09	06/15/09	005130402	75651	68,140	49,400	18,740	27.5%	COPR	HORWITH	JTLX30160
05/13/09	06/15/09	005130403	75652	21,920	50,040	(28,120)	-128.3%	COPR	HORWITH	JTLX30160
05/13/09	06/15/09	005130404	75653	8,080	50,580	(42,500)	-526.0%	COPR	HORWITH	CHUX310
05/13/09	06/15/09	005130405	75654	66,340	48,980	17,360	26.2%	COPR	HORWITH	CHUX310
05/13/09	06/15/09	005130406	75655	64,980	48,340	16,640	25.6%	COPR	HORWITH	CHUX310
05/13/09	06/15/09	005130407	75656	52,960	48,700	4,260	8.0%	COPR	HORWITH	CHUX310
05/13/09	06/15/09	005130408	75657	69,400	48,020	21,380	30.8%	COPR	HORWITH	JTLX30101
05/13/09	06/15/09	005130409	75658	76,680	52,260	24,420	31.8%	COPR	HORWITH	JTLX30101
05/14/09	06/15/09	005130410	75659	68,620	51,180	17,440	25.4%	COPR	HORWITH	CHUX159
05/14/09	06/15/09	005130411	75660	69,020	48,100	20,920	30.3%	COPR	HORWITH	CHUX159
05/14/09	06/15/09	005130412	75661	25,480	48,820	(23,340)	-91.6%	COPR	HORWITH	CHUX159
05/14/09	06/15/09	005130413	75662	25,480	50,360	(24,880)	-97.6%	COPR	HORWITH	CHUX159
05/14/09	06/15/09	005130414	75663	21,920	49,160	(27,240)	-124.3%	COPR	HORWITH	JTLX30101
05/14/09	06/15/09	005130415	75664	21,900	49,280	(27,380)	-125.0%	COPR	HORWITH	JTLX30101
05/14/09	06/15/09	005130416	75665	41,360	48,580	(7,220)	-17.5%	COPR	HORWITH	CHUX255
05/14/09	06/15/09	005130417	75666	66,780	49,220	17,560	26.3%	COPR	HORWITH	CHUX255
05/14/09	06/15/09	005130418	75667	8,480	50,980	(42,500)	-501.2%	COPR	HORWITH	CHUX255
05/14/09	06/15/09	005130419	75668	76,620	49,920	26,700	34.8%	COPR	HORWITH	CHUX255
05/14/09	06/15/09	005130420	75669	52,040	48,500	3,540	6.8%	COPR	HORWITH	CHUX194
05/14/09	06/15/09	005130421	75670	7,700	49,000	(41,300)	-536.4%	COPR	HORWITH	CHUX194
05/14/09	06/15/09	005130422	75671	65,680	48,000	17,680	26.9%	COPR	HORWITH	CHUX194
05/14/09	06/15/09	005130423	75672	66,840	49,480	17,360	26.0%	COPR	HORWITH	CHUX194
05/14/09	06/15/09	005130424	75673	67,440	51,880	15,560	23.1%	COPR	HORWITH	CHUX115
05/14/09	06/15/09	005130425	75674	39,780	50,620	(10,840)	-27.2%	COPR	HORWITH	CHUX115
05/14/09	06/15/09	005130426	75675	21,580	50,260	(28,680)	-132.9%	COPR	HORWITH	JTLX260
05/14/09	06/15/09	005130427	75676	64,400	48,460	15,940	24.8%	COPR	HORWITH	CHUX115
05/14/09	06/15/09	005130428	75677	25,340	50,500	(25,160)	-99.3%	COPR	HORWITH	CHUX115
05/14/09	06/15/09	005130429	75678	76,200	49,000	27,200	35.7%	COPR	HORWITH	JTLX260
05/14/09	06/15/09	005130430	75679	75,640	48,820	26,820	35.5%	COPR	HORWITH	JTLX260
05/14/09	06/15/09	005130431	75680	21,680	51,740	(30,060)	-138.7%	COPR	HORWITH	JTLX260
05/14/09	06/15/09	005130432	75681	22,200	50,080	(27,880)	-125.6%	COPR	HORWITH	CHUX133
05/14/09	06/15/09	005130433	75682	68,140	49,780	18,360	26.9%	COPR	HORWITH	CHUX133
05/14/09	06/15/09	005130434	75683	77,120	51,080	26,040	33.8%	COPR	HORWITH	CHUX133
05/14/09	06/15/09	005130435	75684	28,820	50,500	(21,680)	-75.2%	COPR	HORWITH	CHUX133
05/14/09	06/15/09	005130436	75685	11,380	52,060	(40,680)	-357.5%	COPR	HORWITH	CEFX35805
05/14/09	06/15/09	005130437	75686	65,140	50,880	14,260	21.9%	COPR	HORWITH	CEFX35805
05/14/09	06/15/09	005130438	75687	57,700	51,800	5,900	10.2%	COPR	HORWITH	CHUX183
05/14/09	06/15/09	005130439	75688	68,020	50,700	17,320	25.5%	COPR	HORWITH	CHUX183
05/14/09	06/15/09	005130440	75689	65,020	49,220	15,800	24.3%	COPR	HORWITH	CHUX183
05/14/09	06/15/09	005130441	75690	6,840	50,520	(43,680)	-638.6%	COPR	HORWITH	CHUX183
05/14/09	06/05/09	005130442	75691	26,380	51,220	(24,840)	-94.2%	COPR	HORWITH	DJLX98508
05/14/09	06/05/09	005130443	75692	76,060	52,320	23,740	31.2%	COPR	HORWITH	DJLX98508
05/14/09	06/05/09	005130444	75693	68,040	52,340	15,700	23.1%	COPR	HORWITH	DJLX98508
05/14/09	06/05/09	005130445	75694	29,400	52,160	(22,760)	-77.4%	COPR	HORWITH	DJLX98508
05/14/09	06/15/09	005130446	75695	75,280	52,140	23,140	30.7%	COPR	HORWITH	CEFX35805
05/14/09	06/15/09	005130447	75696	49,380	51,900	(2,520)	-5.1%	COPR	HORWITH	CEFX35805
05/14/09	06/15/09	005130448	75697	12,420	50,920	(38,500)	-310.0%	COPR	HORWITH	CEFX35245
05/14/09	06/15/09	005130449	75698	66,840	50,760	16,080	24.1%	COPR	HORWITH	CEFX35245
05/14/09	06/15/09	005130450	75699	75,840	50,680	25,160	33.2%	COPR	HORWITH	CEFX35245
05/14/09	06/15/09	005130451	75700	46,920	50,020	(3,100)	-6.6%	COPR	HORWITH	CEFX35245
05/14/09	06/15/09	005130452	75701	66,840	51,360	15,480	23.2%	COPR	HORWITH	CHUX198
05/14/09	06/15/09	005130453	75702	68,180	50,940	17,240	25.3%	COPR	HORWITH	CHUX198
05/14/09	06/15/09	005130454	75703	32,220	50,960	(18,740)	-58.2%	COPR	HORWITH	CHUX198
05/14/09	06/15/09	005130455	75704	32,220	49,280	(17,060)	-52.9%	COPR	HORWITH	CHUX198

HONEYWELL SA-7 USE HAZARDOUS WASTE TRACKING (2006)										
Date Shipped	Date of Return Manifest	State Manifest	Man. Doc #	Facilty Manifest Weight (lbs)	Estimated Weight (lbs)	Manifest - Estimate (lbs)	Manifest - Estimate (%)	Material	Transporter	RAILCAR #
05/14/09	06/15/09	005130456	75705	39,320	52,580	(13,260)	-33.7%	COPR	HORWITH	CHUX254
05/14/09	06/15/09	005130457	75706	67,420	51,200	16,220	24.1%	COPR	HORWITH	CHUX254
05/14/09	06/15/09	005130458	75707	69,000	51,840	17,160	24.9%	COPR	HORWITH	CHUX293
05/14/09	06/15/09	005130459	75708	66,200	52,540	13,660	20.6%	COPR	HORWITH	CHUX254
05/14/09	06/15/09	005130460	75709	40,080	51,060	(10,980)	-27.4%	COPR	HORWITH	CHUX293
05/14/09	06/15/09	005130461	75710	20,200	51,680	(31,480)	-155.8%	COPR	HORWITH	CHUX254
05/14/09	06/15/09	005130462	75711	69,000	49,100	19,900	28.8%	COPR	HORWITH	CHUX293
05/14/09	06/15/09	005130463	75712	18,080	50,320	(32,240)	-178.3%	COPR	HORWITH	CHUX293
05/14/09	06/15/09	005130464	75713	17,900	49,280	(31,380)	-175.3%	COPR	HORWITH	JTLX30124
05/14/09	06/15/09	005130465	75714	67,840	50,740	17,100	25.2%	COPR	HORWITH	JTLX30124
05/15/09	06/15/09	005130466	75715	30,640	50,240	(19,600)	-64.0%	COPR	HORWITH	CHUX322
05/15/09	06/15/09	005130467	75716	66,640	51,180	15,460	23.2%	COPR	HORWITH	CHUX322
05/15/09	06/15/09	005130468	75717	46,060	49,760	(3,700)	-8.0%	COPR	HORWITH	CHUX322
05/15/09	06/15/09	005130469	75718	54,380	51,300	3,080	5.7%	COPR	HORWITH	CHUX322
05/15/09	06/15/09	005130470	75719	64,000	50,520	13,480	21.1%	COPR	HORWITH	NDYX320342
05/15/09	06/15/09	005130471	75720	75,200	50,860	24,340	32.4%	COPR	HORWITH	NDYX320342
05/15/09	06/15/09	005130472	75721	29,600	49,680	(20,080)	-67.8%	COPR	HORWITH	NDYX320342
05/15/09	06/15/09	005130473	75722	29,620	52,300	(22,680)	-76.6%	COPR	HORWITH	NDYX320342
05/15/09	06/15/09	005130474	75723	22,200	52,200	(30,000)	-135.1%	COPR	HORWITH	JTLX168
05/15/09	06/15/09	005130475	75724	67,280	51,880	15,400	22.9%	COPR	HORWITH	JTLX168
05/15/09	06/15/09	005130476	75725	67,880	50,420	17,460	25.7%	COPR	HORWITH	JTLX168
05/15/09	06/15/09	005130477	75726	43,840	51,700	(7,860)	-17.9%	COPR	HORWITH	JTLX168
05/15/09	06/15/09	005130478	75727	53,120	51,720	1,400	2.6%	COPR	HORWITH	JTLX30133
05/15/09	06/15/09	005130479	75728	67,760	48,680	19,080	28.2%	COPR	HORWITH	JTLX30133
05/15/09	06/15/09	005130480	75729	65,100	52,080	13,020	20.0%	COPR	HORWITH	JTLX30133
05/15/09	06/15/09	005130481	75730	30,160	51,280	(21,120)	-70.0%	COPR	HORWITH	JTLX188
05/15/09	06/15/09	005130482	75731	12,180	49,420	(37,240)	-305.7%	COPR	HORWITH	JTLX30133
05/15/09	06/15/09	005130483	75732	76,040	49,560	26,480	34.8%	COPR	HORWITH	JTLX188
05/15/09	06/15/09	005130484	75733	67,900	49,420	18,480	27.2%	COPR	HORWITH	JTLX188
05/15/09	06/15/09	005130485	75734	21,660	48,900	(27,240)	-125.8%	COPR	HORWITH	JTLX188
05/15/09	06/15/09	005130486	75735	44,960	50,140	(5,180)	-11.5%	COPR	HORWITH	CITX300119
05/15/09	06/15/09	005130487	75736	65,740	50,700	15,040	22.9%	COPR	HORWITH	CITX300119
05/15/09	06/15/09	005130488	75737	66,980	48,780	18,200	27.2%	COPR	HORWITH	CITX300119
05/15/09	06/15/09	005130489	75738	18,220	49,540	(31,320)	-171.9%	COPR	HORWITH	CITX300119
05/15/09	06/15/09	005130490	75739	69,120	48,460	20,660	29.9%	COPR	HORWITH	CHUX187
05/15/09	06/15/09	005130491	75740	75,660	48,500	27,160	35.9%	COPR	HORWITH	CHUX187
05/15/09	06/15/09	005130492	75741	21,920	48,340	(26,420)	-120.5%	COPR	HORWITH	CHUX187
05/15/09	06/15/09	005130493	75742	21,920	50,180	(28,260)	-128.9%	COPR	HORWITH	CHUX187
05/15/09	06/15/09	005130494	75743	21,080	48,980	(27,900)	-132.4%	COPR	HORWITH	CEFX35819
05/15/09	06/15/09	005130495	75744	65,280	50,100	15,180	23.3%	COPR	HORWITH	CEFX35819
05/15/09	06/15/09	005130496	75745	76,500	50,920	25,580	33.4%	COPR	HORWITH	CEFX35819
05/15/09	06/15/09	005130497	75746	36,300	49,540	(13,240)	-36.5%	COPR	HORWITH	CEFX35819
05/15/09	06/15/09	005130498	75747	67,040	49,440	17,600	26.3%	COPR	HORWITH	CEFX35813
05/15/09	06/15/09	005130499	75748	66,760	50,000	16,760	25.1%	COPR	HORWITH	CEFX35813
05/15/09	06/15/09	005130500	75749	48,920	49,880	(960)	-2.0%	COPR	HORWITH	CEFX35813
05/15/09	06/15/09	005894501	75750	13,780	50,160	(36,380)	-264.0%	COPR	HORWITH	CEFX35813
05/15/09	06/15/09	005894502	75751	23,620	50,820	(27,200)	-115.2%	COPR	HORWITH	CHUX111
05/15/09	06/15/09	005894503	75752	66,220	51,040	15,180	22.9%	COPR	HORWITH	CHUX111
05/15/09	06/15/09	005894504	75753	65,560	50,120	15,440	23.6%	COPR	HORWITH	CHUX111
05/15/09	06/15/09	005894505	75754	43,100	49,880	(6,780)	-15.7%	COPR	HORWITH	CHUX111
05/15/09	06/15/09	005894506	75755	43,980	50,380	(6,400)	-14.6%	COPR	HORWITH	JTLX283
05/15/09	06/15/09	005894507	75756	75,160	51,280	23,880	31.8%	COPR	HORWITH	JTLX283
05/15/09	06/15/09	005894508	75757	37,960	50,320	(12,360)	-32.6%	COPR	HORWITH	JTLX283
05/15/09	06/15/09	005894509	75758	37,980	50,200	(12,220)	-32.2%	COPR	HORWITH	JTLX283
05/15/09	06/15/09	005894510	75759	36,360	50,680	(14,320)	-39.4%	COPR	HORWITH	CEFX35238
05/15/09	06/15/09	005894511	75760	76,800	48,780	28,020	36.5%	COPR	HORWITH	CEFX35238
05/15/09	06/15/09	005894512	75761	76,760	50,760	26,000	33.9%	COPR	HORWITH	CEFX35238
05/15/09	06/15/09	005894513	75762	8,260	50,200	(41,940)	-507.7%	COPR	HORWITH	CEFX35238
05/15/09	06/15/09	005894514	75763	77,240	50,760	26,480	34.3%	COPR	HORWITH	JTLX30124
05/15/09	06/15/09	005894515	75764	37,000	51,100	(14,100)	-38.1%	COPR	HORWITH	JTLX30124
05/15/09	06/15/09	005894516	75765	24,640	50,400	(25,760)	-104.5%	COPR	HORWITH	DJLX98548
05/15/09	06/15/09	005894517	75766	68,700	48,600	20,100	29.3%	COPR	HORWITH	DJLX98548
05/15/09	06/15/09	005894518	75767	67,520	49,320	18,200	27.0%	COPR	HORWITH	DJLX98548
05/15/09	06/15/09	005894519	75768	77,180	50,160	27,020	35.0%	COPR	HORWITH	CHUX128
05/15/09	06/15/09	005894520	75769	30,960	50,940	(19,980)	-64.5%	COPR	HORWITH	DJLX98548
05/15/09	06/15/09	005894521	75770	67,280	52,340	14,940	22.2%	COPR	HORWITH	CHUX128
05/18/09	06/15/09	005894522	75771	22,720	51,380	(28,660)	-126.1%	COPR	HORWITH	CITX300113
05/18/09	06/15/09	005894523	75772	65,700	49,840	15,860	24.1%	COPR	HORWITH	CITX300113
05/18/09	06/15/09	005894524	75773	66,580	52,160	14,420	21.7%	COPR	HORWITH	CITX300113
05/18/09	06/15/09	005894525	75774	44,680	50,560	(5,880)	-13.2%	COPR	HORWITH	CITX300113
05/18/09	06/15/09	005894526	75775	76,780	50,600	26,180	34.1%	COPR	HORWITH	CHUX139
05/18/09	06/15/09	005894527	75776	75,340	50,380	24,960	33.1%	COPR	HORWITH	CHUX139
05/18/09	06/15/09	005894528	75777	22,060	49,100	(27,040)	-122.6%	COPR	HORWITH	CHUX139
05/18/09	06/15/09	005894529	75778	22,060	51,780	(29,720)	-134.7%	COPR	HORWITH	CHUX139

HONEYWELL SA-7 USE HAZARDOUS WASTE TRACKING (2006)										
Date Shipped	Date of Return Manifest	State Manifest	Man. Doc #	Facilty Manifest Weight (lbs)	Estimated Weight (lbs)	Manifest - Estimate (lbs)	Manifest - Estimate (%)	Material	Transporter	RAILCAR #
05/18/09	06/15/09	005894530	75779	67,800	49,420	18,380	27.1%	COPR	HORWITH	CITX300166
05/18/09	06/15/09	005894531	75780	62,720	51,160	11,560	18.4%	COPR	HORWITH	CITX300166
05/18/09	06/15/09	005894532	75781	32,100	49,360	(17,260)	-53.8%	COPR	HORWITH	CITX300166
05/18/09	06/15/09	005894533	75782	32,100	51,360	(19,260)	-60.0%	COPR	HORWITH	CITX300166
05/18/09	06/15/09	005894534	75783	13,700	50,500	(36,800)	-268.6%	COPR	HORWITH	CHUX265
05/18/09	06/15/09	005894535	75784	76,480	50,100	26,380	34.5%	COPR	HORWITH	CHUX265
05/18/09	06/15/09	005894536	75785	67,280	51,260	16,020	23.8%	COPR	HORWITH	CHUX265
05/18/09	06/15/09	005894537	75786	40,300	50,440	(10,140)	-25.2%	COPR	HORWITH	CHUX265
05/18/09	06/15/09	005894538	75787	27,540	50,620	(23,080)	-83.8%	COPR	HORWITH	JTLX170
05/18/09	06/15/09	005894539	75788	68,860	50,480	18,380	26.7%	COPR	HORWITH	JTLX170
05/18/09	06/15/09	005894540	75789	67,600	50,160	17,440	25.8%	COPR	HORWITH	JTLX170
05/18/09	06/15/09	005894541	75790	35,860	49,540	(13,680)	-38.1%	COPR	HORWITH	JTLX170
05/18/09	06/15/09	005894542	75791	25,080	50,920	(25,840)	-103.0%	COPR	HORWITH	CHUX151
05/18/09	06/15/09	005894543	75792	75,880	50,840	25,040	33.0%	COPR	HORWITH	CHUX151
05/18/09	06/15/09	005894544	75793	68,680	50,120	18,560	27.0%	COPR	HORWITH	CHUX151
05/18/09	06/15/09	005894545	75794	75,900	49,980	25,920	34.2%	COPR	HORWITH	CHUX140
05/18/09	06/15/09	005894546	75795	28,120	50,480	(22,360)	-79.5%	COPR	HORWITH	CHUX151
05/18/09	06/15/09	005894547	75796	66,560	49,420	17,140	25.8%	COPR	HORWITH	CHUX140
05/18/09	06/15/09	005894548	75797	25,480	50,600	(25,120)	-98.6%	COPR	HORWITH	CHUX140
05/18/09	06/15/09	005894549	75798	25,460	50,040	(24,580)	-96.5%	COPR	HORWITH	CHUX140
05/18/09	06/15/09	005894550	75799	64,980	50,000	14,980	23.1%	COPR	HORWITH	JTLX177
05/18/09	06/15/09	005894551	75800	68,320	51,380	16,940	24.8%	COPR	HORWITH	JTLX177
05/18/09	06/15/09	005894552	75801	33,500	49,300	(15,800)	-47.2%	COPR	HORWITH	JTLX177
05/18/09	06/15/09	005894553	75802	33,480	49,680	(16,200)	-48.4%	COPR	HORWITH	JTLX177
05/18/09	06/15/09	005894554	75803	60,920	48,460	12,460	20.5%	COPR	HORWITH	CITX300168
05/18/09	06/15/09	005894555	75804	66,840	48,860	17,980	26.9%	COPR	HORWITH	CITX300168
05/18/09	06/15/09	005894556	75805	33,760	52,140	(18,380)	-54.4%	COPR	HORWITH	CITX300168
05/18/09	06/15/09	005894557	75806	33,760	51,360	(17,600)	-52.1%	COPR	HORWITH	CITX300168
05/18/09	06/15/09	005894558	75807	68,600	51,300	17,300	25.2%	COPR	HORWITH	JTLX30150
05/18/09	06/15/09	005894559	75808	76,440	48,620	27,820	36.4%	COPR	HORWITH	CHUX250
05/18/09	06/15/09	005894560	75809	31,040	49,020	(17,980)	-57.9%	COPR	HORWITH	CHUX250
05/18/09	06/15/09	005894561	75810	68,440	50,500	17,940	26.2%	COPR	HORWITH	CHUX250
05/18/09	06/15/09	005894562	75811	15,240	51,100	(35,860)	-235.3%	COPR	HORWITH	CHUX250
05/18/09	06/15/09	005894563	75812	13,640	50,160	(36,520)	-267.7%	COPR	HORWITH	JTLX30143
05/18/09	06/15/09	005894564	75813	76,320	50,940	25,380	33.3%	COPR	HORWITH	JTLX30143
05/18/09	06/15/09	005894565	75814	68,720	51,260	17,460	25.4%	COPR	HORWITH	JTLX30143
05/18/09	06/15/09	005894566	75815	38,040	50,540	(12,500)	-32.9%	COPR	HORWITH	JTLX30143
05/18/09	06/15/09	005894567	75816	27,280	49,520	(22,240)	-81.5%	COPR	HORWITH	CHUX128
05/18/09	06/15/09	005894568	75817	27,300	48,080	(20,780)	-76.1%	COPR	HORWITH	CHUX128
05/18/09	06/15/09	005894569	75818	54,660	49,280	5,380	9.8%	COPR	HORWITH	CHUX157
05/18/09	06/15/09	005894570	75819	67,180	51,880	15,300	22.8%	COPR	HORWITH	CHUX157
05/18/09	06/15/09	005894571	75820	38,300	52,240	(13,940)	-36.4%	COPR	HORWITH	CHUX157
05/18/09	06/15/09	005894572	75821	38,300	51,920	(13,620)	-35.6%	COPR	HORWITH	CHUX157
05/18/09	06/15/09	005894573	75822	68,880	51,400	17,480	25.4%	COPR	HORWITH	CITX300134
05/18/09	06/15/09	005894574	75823	66,780	50,540	16,240	24.3%	COPR	HORWITH	CITX300134
05/18/09	06/15/09	005894575	75824	31,200	50,500	(19,300)	-61.9%	COPR	HORWITH	CITX300134
05/18/09	06/15/09	005894576	75825	31,220	50,100	(18,880)	-60.5%	COPR	HORWITH	CITX300134
05/18/09	06/15/09	005894577	75826	54,320	49,560	4,760	8.8%	COPR	HORWITH	JTLX30150
05/19/09	06/15/09	005894578	75827	67,060	50,960	16,100	24.0%	COPR	HORWITH	JTLX30150
05/19/09	06/15/09	005894579	75828	6,820	50,260	(43,440)	-637.0%	COPR	HORWITH	JTLX30150
05/19/09	06/15/09	005894580	75829	38,840	50,620	(11,780)	-30.3%	COPR	HORWITH	CHUX200
05/19/09	06/15/09	005894581	75830	76,020	50,020	26,000	34.2%	COPR	HORWITH	CHUX200
05/19/09	06/15/09	005894582	75831	68,260	49,380	18,880	27.7%	COPR	HORWITH	CHUX200
05/19/09	06/15/09	005894583	75832	11,120	50,140	(39,020)	-350.9%	COPR	HORWITH	CHUX200
05/19/09	06/15/09	005894584	75833	40,380	50,680	(10,300)	-25.5%	COPR	HORWITH	JTLX277
05/19/09	06/15/09	005894585	75834	68,520	49,560	18,960	27.7%	COPR	HORWITH	JTLX277
05/19/09	06/15/09	005894586	75835	67,100	50,500	16,600	24.7%	COPR	HORWITH	JTLX277
05/19/09	06/15/09	005894587	75836	21,260	51,020	(29,760)	-140.0%	COPR	HORWITH	JTLX277
05/19/09	06/15/09	005894588	75837	28,000	48,640	(20,640)	-73.7%	COPR	HORWITH	CITX300161
05/19/09	06/15/09	005894589	75838	75,900	51,180	24,720	32.6%	COPR	HORWITH	CITX300161
05/19/09	06/15/09	005894590	75839	68,240	51,760	16,480	24.2%	COPR	HORWITH	CITX300161
05/19/09	06/15/09	005894591	75840	26,920	48,420	(21,500)	-79.9%	COPR	HORWITH	CHUX179
05/19/09	06/15/09	005894592	75841	24,740	50,100	(25,360)	-102.5%	COPR	HORWITH	CITX300161
05/19/09	06/15/09	005894593	75842	24,180	50,900	(26,720)	-110.5%	COPR	HORWITH	CHUX179
05/19/09	06/15/09	005894594	75843	75,900	50,920	24,980	32.9%	COPR	HORWITH	CHUX179
05/19/09	06/15/09	005894595	75844	68,460	49,060	19,400	28.3%	COPR	HORWITH	CHUX179
05/19/09	06/15/09	005894596	75845	75,880	49,720	26,160	34.5%	COPR	HORWITH	CEFX35236
05/19/09	06/15/09	005894597	75846	66,480	49,220	17,260	26.0%	COPR	HORWITH	CEFX35236
05/19/09	06/15/09	005894598	75847	25,700	51,300	(25,600)	-99.6%	COPR	HORWITH	CEFX35236
05/19/09	06/15/09	005894599	75848	25,700	49,840	(24,140)	-93.9%	COPR	HORWITH	CEFX35236
05/19/09	06/15/09	005894600	75849	67,880	49,840	18,040	26.6%	COPR	HORWITH	CITX300120
05/19/09	06/15/09	005894601	75850	65,160	51,620	13,540	20.8%	COPR	HORWITH	CITX300120
05/19/09	06/15/09	005894602	75851	34,260	51,840	(17,580)	-51.3%	COPR	HORWITH	CITX300120
05/19/09	06/15/09	005894603	75852	34,240	49,640	(15,400)	-45.0%	COPR	HORWITH	CITX300120

HONEYWELL SA-7 USE HAZARDOUS WASTE TRACKING (2006)										
Date Shipped	Date of Return Manifest	State Manifest	Man. Doc #	Facilty Manifest Weight (lbs)	Estimated Weight (lbs)	Manifest - Estimate (lbs)	Manifest - Estimate (%)	Material	Transporter	RAILCAR #
05/19/09	06/15/09	005894604	75853	40,360	51,520	(11,160)	-27.7%	COPR	HORWITH	JTLX275
05/19/09	06/15/09	005894605	75854	75,560	51,780	23,780	31.5%	COPR	HORWITH	JTLX275
05/19/09	06/15/09	005894606	75855	55,300	50,120	5,180	9.4%	COPR	HORWITH	CITX300159
05/19/09	06/15/09	005894607	75856	67,100	50,080	17,020	25.4%	COPR	HORWITH	CITX300159
05/19/09	06/15/09	005894608	75857	76,000	50,620	25,380	33.4%	COPR	HORWITH	CITX300140
05/19/09	06/15/09	005894609	75858	37,940	51,700	(13,760)	-36.3%	COPR	HORWITH	CITX300159
05/19/09	06/15/09	005894610	75859	37,920	48,760	(10,840)	-28.6%	COPR	HORWITH	CITX300159
05/19/09	06/15/09	005894611	75860	30,560	50,560	(20,000)	-65.4%	COPR	HORWITH	CITX300140
05/19/09	06/15/09	005894612	75861	76,040	49,960	26,080	34.3%	COPR	HORWITH	CITX300140
05/19/09	06/15/09	005894613	75862	12,960	48,960	(36,000)	-277.8%	COPR	HORWITH	CITX300140
05/19/09	06/15/09	005894614	75863	67,720	49,880	17,840	26.3%	COPR	HORWITH	JTLX275
05/19/09	06/15/09	005894615	75864	14,900	49,820	(34,920)	-234.4%	COPR	HORWITH	JTLX275
05/19/09	06/15/09	005894616	75865	49,900	50,780	(880)	-1.8%	COPR	HORWITH	CITX300155
05/19/09	06/15/09	005894617	75866	68,200	51,160	17,040	25.0%	COPR	HORWITH	CITX300155
05/19/09	06/15/09	005894618	75867	37,920	50,700	(12,780)	-33.7%	COPR	HORWITH	CITX300155
05/19/09	06/15/09	005894619	75868	37,900	51,580	(13,680)	-36.1%	COPR	HORWITH	CITX300155
05/19/09	06/15/09	005894620	75869	27,080	50,380	(23,300)	-86.0%	COPR	HORWITH	CHUX241
05/19/09	06/15/09	005894621	75870	67,140	49,860	17,280	25.7%	COPR	HORWITH	CHUX241
05/19/09	06/15/09	005894622	75871	66,000	48,960	17,040	25.8%	COPR	HORWITH	CHUX241
05/19/09	06/15/09	005894623	75872	41,900	49,320	(7,420)	-17.7%	COPR	HORWITH	CHUX241
05/19/09	06/15/09	005894624	75873	11,380	49,520	(38,140)	-335.1%	COPR	HORWITH	CEFX35844
05/19/09	06/15/09	005894625	75874	67,900	48,800	19,100	28.1%	COPR	HORWITH	CEFX35844
05/19/09	06/15/09	005894626	75875	48,140	50,380	(2,240)	-4.7%	COPR	HORWITH	CEFX35844
05/19/09	06/15/09	005894627	75876	66,860	49,380	17,480	26.1%	COPR	HORWITH	CEFX35844
05/19/09	06/15/09	005894628	75877	66,740	50,660	16,080	24.1%	COPR	HORWITH	JTLX30148
05/19/09	06/15/09	005894629	75878	75,600	50,440	25,160	33.3%	COPR	HORWITH	JTLX30148
05/19/09	06/15/09	005894630	75879	32,260	51,640	(19,380)	-60.1%	COPR	HORWITH	JTLX30148
05/19/09	06/15/09	005894631	75880	32,260	52,420	(20,160)	-62.5%	COPR	HORWITH	JTLX30148
05/19/09	06/15/09	005894632	75881	18,480	50,180	(31,700)	-171.5%	COPR	HORWITH	CHUX289
05/19/09	06/15/09	005894633	75882	65,780	51,520	14,260	21.7%	COPR	HORWITH	CHUX289
05/20/09	06/15/09	005894634	75883	66,460	50,540	15,920	24.0%	COPR	HORWITH	CHUX289
05/20/09	06/15/09	005894635	75884	48,160	49,380	(1,220)	-2.5%	COPR	HORWITH	CHUX289
05/20/09	06/15/09	005894636	75885	41,060	51,380	(10,320)	-25.1%	COPR	HORWITH	JTLX30172
05/20/09	06/15/09	005894637	75886	66,780	49,340	17,440	26.1%	COPR	HORWITH	JTLX30172
05/20/09	06/15/09	005894638	75887	76,020	51,640	24,380	32.1%	COPR	HORWITH	JTLX30172
05/20/09	06/15/09	005894639	75888	14,940	50,440	(35,500)	-237.6%	COPR	HORWITH	JTLX30172
05/20/09	06/15/09	005894640	75889	17,640	49,900	(32,260)	-182.9%	COPR	HORWITH	CEFX35840
05/20/09	06/15/09	005894641	75890	69,400	52,420	16,980	24.5%	COPR	HORWITH	CEFX35840
05/20/09	06/15/09	005894642	75891	76,000	51,680	24,320	32.0%	COPR	HORWITH	CEFX35840
05/20/09	06/22/09	005894643	75892	75,200	49,720	25,480	33.9%	COPR	HORWITH	JTLX274
05/20/09	06/15/09	005894644	75893	37,480	50,840	(13,360)	-35.6%	COPR	HORWITH	CEFX35840
05/20/09	06/22/09	005894645	75894	74,660	50,980	23,680	31.7%	COPR	HORWITH	JTLX274
05/20/09	06/22/09	005894646	75895	22,640	51,300	(28,660)	-126.6%	COPR	HORWITH	JTLX274
05/20/09	06/22/09	005894647	75896	22,620	48,080	(25,460)	-112.6%	COPR	HORWITH	JTLX274
05/20/09	06/22/09	005894648	75897	58,120	49,460	8,660	14.9%	COPR	HORWITH	CEFX35836
05/20/09	06/22/09	005894649	75898	64,420	48,060	16,360	25.4%	COPR	HORWITH	CEFX35836
05/20/09	06/22/09	005894650	75899	33,920	48,780	(14,860)	-43.8%	COPR	HORWITH	CEFX35836
05/20/09	06/22/09	005894651	75900	33,900	51,040	(17,140)	-50.6%	COPR	HORWITH	CEFX35836
05/20/09	06/22/09	005894652	75901	49,720	51,900	(2,180)	-4.4%	COPR	HORWITH	NDYX320426
05/20/09	06/22/09	005894653	75902	67,700	51,220	16,480	24.3%	COPR	HORWITH	NDYX320426
05/20/09	06/22/09	005894654	75903	75,500	50,420	25,080	33.2%	COPR	HORWITH	NDYX320426
05/20/09	06/22/09	005894655	75904	9,460	52,420	(42,960)	-454.1%	COPR	HORWITH	NDYX320426
05/20/09	06/22/09	005894656	75905	75,540	51,200	24,340	32.2%	COPR	HORWITH	CHUX331
05/20/09	06/22/09	005894657	75906	24,600	49,700	(25,100)	-102.0%	COPR	HORWITH	CHUX331
05/20/09	06/22/09	005894658	75907	75,900	49,660	26,240	34.6%	COPR	HORWITH	CHUX331
05/20/09	06/22/09	005894659	75908	18,380	51,560	(33,180)	-180.5%	COPR	HORWITH	CHUX331
05/20/09	06/22/09	005894660	75909	12,700	51,800	(39,100)	-307.9%	COPR	HORWITH	CHUX155
05/20/09	06/22/09	005894661	75910	76,000	50,160	25,840	34.0%	COPR	HORWITH	CHUX155
05/20/09	06/22/09	005894662	75911	18,720	48,520	(29,800)	-159.2%	COPR	HORWITH	CITX300028
05/20/09	06/22/09	005894663	75912	75,760	50,220	25,540	33.7%	COPR	HORWITH	CITX300028
05/20/09	06/22/09	005894664	75913	76,020	50,940	25,080	33.0%	COPR	HORWITH	CITX300028
05/20/09	06/22/09	005894665	75914	75,500	52,380	23,120	30.6%	COPR	HORWITH	CITX300131
05/20/09	06/22/09	005894666	75915	22,420	48,600	(26,180)	-116.8%	COPR	HORWITH	CITX300028
05/20/09	06/22/09	005894667	75916	74,780	51,760	23,020	30.8%	COPR	HORWITH	CITX300131
05/20/09	06/22/09	005894668	75917	27,060	50,640	(23,580)	-87.1%	COPR	HORWITH	CITX300131
05/20/09	06/22/09	005894669	75918	27,060	50,600	(23,540)	-87.0%	COPR	HORWITH	CITX300131
05/20/09	06/22/09	005894670	75919	57,680	50,020	7,660	13.3%	COPR	HORWITH	JTLX30103
05/20/09	06/22/09	005894671	75920	65,620	51,440	14,180	21.6%	COPR	HORWITH	JTLX30103
05/20/09	06/22/09	005894672	75921	34,460	51,220	(16,760)	-48.6%	COPR	HORWITH	JTLX30103
05/20/09	06/22/09	005894673	75922	34,440	51,240	(16,800)	-48.8%	COPR	HORWITH	JTLX30103
05/20/09	06/22/09	005894674	75923	45,540	49,600	(4,060)	-8.9%	COPR	HORWITH	CHUX281
05/20/09	06/22/09	005894675	75924	75,680	51,520	24,160	31.9%	COPR	HORWITH	CHUX281
05/20/09	06/22/09	005894676	75925	10,180	52,720	(42,540)	-417.9%	COPR	HORWITH	CHUX281
05/20/09	06/22/09	005894677	75926	67,540	51,120	16,420	24.3%	COPR	HORWITH	CHUX281

HONEYWELL SA-7 USE HAZARDOUS WASTE TRACKING (2006)										
Date Shipped	Date of Return Manifest	State Manifest	Man. Doc #	Facilty Manifest Weight (lbs)	Estimated Weight (lbs)	Manifest - Estimate (lbs)	Manifest - Estimate (%)	Material	Transporter	RAILCAR #
05/20/09	06/22/09	005894678	75927	36,480	52,540	(16,060)	-44.0%	COPR	HORWITH	JTLX30111
05/20/09	06/22/09	005894679	75928	75,960	51,200	24,760	32.6%	COPR	HORWITH	JTLX30111
05/20/09	06/22/09	005894680	75929	67,160	52,060	15,100	22.5%	COPR	HORWITH	JTLX30111
05/20/09	06/22/09	005894681	75930	22,040	49,440	(27,400)	-124.3%	COPR	HORWITH	JTLX30111
05/20/09	06/22/09	005894682	75931	68,060	50,560	17,500	25.7%	COPR	HORWITH	CHUX155
05/20/09	06/22/09	005894683	75932	39,520	52,000	(12,480)	-31.6%	COPR	HORWITH	CHUX155
05/20/09	06/22/09	005894684	75933	68,960	50,380	18,580	26.9%	COPR	HORWITH	JTLX30121
05/20/09	06/22/09	005894685	75934	66,700	52,320	14,380	21.6%	COPR	HORWITH	CITX300109
05/20/09	06/22/09	005894686	75935	75,740	51,240	24,500	32.3%	COPR	HORWITH	CITX300109
05/20/09	06/22/09	005894687	75936	29,420	50,800	(21,380)	-72.7%	COPR	HORWITH	CITX300109
05/20/09	06/22/09	005894688	75937	29,440	50,760	(21,320)	-72.4%	COPR	HORWITH	CITX300109
05/20/09	06/22/09	005894689	75938	31,360	51,000	(19,640)	-62.6%	COPR	HORWITH	JTLX30121
05/21/09	06/22/09	005894690	75939	75,980	49,940	26,040	34.3%	COPR	HORWITH	JTLX30121
05/21/09	06/22/09	005894691	75940	18,760	48,880	(30,120)	-160.6%	COPR	HORWITH	JTLX30121
05/21/09	06/22/09	005894692	75941	18,140	51,540	(33,400)	-184.1%	COPR	HORWITH	CHUX116
05/21/09	06/22/09	005894693	75942	75,900	49,440	26,460	34.9%	COPR	HORWITH	CHUX116
05/21/09	06/22/09	005894694	75943	68,240	48,280	19,960	29.2%	COPR	HORWITH	CHUX116
05/21/09	06/22/09	005894695	75944	33,980	50,500	(16,520)	-48.6%	COPR	HORWITH	CHUX116
05/21/09	06/22/09	005894696	75945	71,640	48,920	22,720	31.7%	COPR	HORWITH	CHUX195
05/21/09	06/22/09	005894697	75946	75,940	49,540	26,400	34.8%	COPR	HORWITH	CHUX195
05/21/09	06/22/09	005894698	75947	24,540	52,260	(27,720)	-113.0%	COPR	HORWITH	CHUX195
05/21/09	06/22/09	005894699	75948	24,520	50,640	(26,120)	-106.5%	COPR	HORWITH	CHUX195
05/21/09	06/22/09	005894700	75949	65,560	50,980	14,580	22.2%	COPR	HORWITH	CITX300165
05/21/09	06/22/09	005894701	75950	76,220	49,940	26,280	34.5%	COPR	HORWITH	CITX300165
05/21/09	06/22/09	005894702	75951	25,220	50,300	(25,080)	-99.4%	COPR	HORWITH	CITX300165
05/21/09	06/22/09	005894703	75952	25,220	49,300	(24,080)	-95.5%	COPR	HORWITH	CITX300165
05/21/09	06/22/09	005894704	75953	58,440	51,080	7,360	12.6%	COPR	HORWITH	JTLX30165
05/21/09	06/22/09	005894705	75954	67,160	51,600	15,560	23.2%	COPR	HORWITH	JTLX30165
05/21/09	06/22/09	005894706	75955	37,980	49,300	(11,320)	-29.8%	COPR	HORWITH	JTLX30165
05/21/09	06/22/09	005894707	75956	37,980	49,460	(11,480)	-30.2%	COPR	HORWITH	JTLX30165
05/21/09	06/22/09	005894708	75957	56,240	49,940	6,300	11.2%	COPR	HORWITH	CHUX172
05/21/09	06/22/09	005894709	75958	66,580	49,580	17,000	25.5%	COPR	HORWITH	CHUX172
05/21/09	06/22/09	005894710	75959	64,340	48,040	16,300	25.3%	COPR	HORWITH	CHUX172
05/21/09	06/22/09	005894711	75960	7,960	50,300	(42,340)	-531.9%	COPR	HORWITH	CHUX172
05/21/09	06/22/09	005894712	75961	46,860	49,320	(2,460)	-5.2%	COPR	HORWITH	CHUX180
05/21/09	06/22/09	005894713	75962	68,940	49,300	19,640	28.5%	COPR	HORWITH	CHUX180
05/21/09	06/22/09	005894714	75963	67,080	50,260	16,820	25.1%	COPR	HORWITH	CHUX180
05/21/09	06/22/09	005894715	75964	67,040	50,960	16,080	24.0%	COPR	HORWITH	JTLX30104
05/21/09	06/22/09	005894716	75965	14,700	49,040	(34,340)	-233.6%	COPR	HORWITH	CHUX180
05/21/09	06/22/09	005894717	75966	54,700	50,160	4,540	8.3%	COPR	HORWITH	JTLX30104
05/21/09	06/22/09	005894718	75967	75,780	50,880	24,900	32.9%	COPR	HORWITH	JTLX267
05/21/09	06/22/09	005894719	75968	66,880	50,620	16,260	24.3%	COPR	HORWITH	JTLX267
05/21/09	06/22/09	005894720	75969	30,040	51,500	(21,460)	-71.4%	COPR	HORWITH	JTLX267
05/21/09	06/22/09	005894721	75970	30,060	50,940	(20,880)	-69.5%	COPR	HORWITH	JTLX267
05/21/09	06/22/09	005894722	75971	62,620	52,420	10,200	16.3%	COPR	HORWITH	CHUX221
05/21/09	06/22/09	005894723	75972	76,100	49,080	27,020	35.5%	COPR	HORWITH	CHUX221
05/21/09	06/22/09	005894724	75973	33,460	50,120	(16,660)	-49.8%	COPR	HORWITH	CHUX221
05/21/09	06/22/09	005894725	75974	33,480	51,260	(17,780)	-53.1%	COPR	HORWITH	CHUX221
05/21/09	06/22/09	005894726	75975	64,940	50,340	14,600	22.5%	COPR	HORWITH	CITX300163
05/21/09	06/22/09	005894727	75976	38,060	50,720	(12,660)	-33.3%	COPR	HORWITH	JTLX30104
05/21/09	06/22/09	005894728	75977	38,040	50,020	(11,980)	-31.5%	COPR	HORWITH	JTLX30104
05/21/09	06/22/09	005894729	75978	42,760	49,400	(6,640)	-15.5%	COPR	HORWITH	CITX300163
05/21/09	06/22/09	005894730	75979	68,260	49,980	18,280	26.8%	COPR	HORWITH	CITX300163
05/21/09	06/22/09	005894731	75980	21,360	51,120	(29,760)	-139.3%	COPR	HORWITH	CITX300163
05/21/09	06/22/09	005894732	75981	30,760	51,060	(20,300)	-66.0%	COPR	HORWITH	NDYX320465
05/21/09	06/22/09	005894733	75982	66,880	51,020	15,860	23.7%	COPR	HORWITH	NDYX320465
05/21/09	06/22/09	005894734	75983	76,280	49,680	26,600	34.9%	COPR	HORWITH	NDYX320465
05/21/09	06/22/09	005894735	75984	25,100	49,700	(24,600)	-98.0%	COPR	HORWITH	NDYX320465
05/21/09	06/22/09	005894736	75985	76,280	48,880	27,400	35.9%	COPR	HORWITH	CHUX238
05/21/09	06/22/09	005894737	75986	68,080	50,200	17,880	26.3%	COPR	HORWITH	CHUX238
05/21/09	06/22/09	005894738	75987	23,080	50,400	(27,320)	-118.4%	COPR	HORWITH	CHUX238
05/21/09	06/22/09	005894739	75988	23,080	50,740	(27,660)	-119.8%	COPR	HORWITH	CHUX238
05/21/09	06/22/09	005894740	75989	54,920	51,720	3,200	5.8%	COPR	HORWITH	CITX300127
05/21/09	06/22/09	005894741	75990	75,260	49,860	25,400	33.7%	COPR	HORWITH	CITX300127
05/21/09	06/22/09	005894742	75991	66,740	51,040	15,700	23.5%	COPR	HORWITH	CITX300127
05/21/09	06/22/09	005894743	75992	4,580	48,440	(43,860)	-957.6%	COPR	HORWITH	CITX300127
05/21/09	06/22/09	005894744	75993	67,300	49,320	17,980	26.7%	COPR	HORWITH	CITX300135
05/21/09	06/22/09	005894745	75994	66,360	49,320	17,040	25.7%	COPR	HORWITH	CITX300135
05/22/09	06/22/09	005894746	75995	27,140	49,820	(22,680)	-83.6%	COPR	HORWITH	CITX300135
05/22/09	06/22/09	005894747	75996	27,140	49,500	(22,360)	-82.4%	COPR	HORWITH	CITX300135
05/22/09	06/22/09	005894748	75997	31,840	50,900	(19,060)	-59.9%	COPR	HORWITH	CHUX163
05/22/09	06/22/09	005894749	75998	68,920	50,800	18,120	26.3%	COPR	HORWITH	CHUX163
05/22/09	06/22/09	005894750	75999	76,420	48,400	28,020	36.7%	COPR	HORWITH	CHUX163
05/22/09	06/22/09	005894751	76000	20,240	51,160	(30,920)	-152.8%	COPR	HORWITH	CHUX163
05/22/09	06/22/09	005894752	76001	16,820	48,680	(31,860)	-189.4%	COPR	HORWITH	JTLX166

HONEYWELL SA-7 USE HAZARDOUS WASTE TRACKING (2006)										
Date Shipped	Date of Return Manifest	State Manifest	Man. Doc #	Facilty Manifest Weight (lbs)	Estimated Weight (lbs)	Manifest - Estimate (lbs)	Manifest - Estimate (%)	Material	Transporter	RAILCAR #
05/22/09	06/22/09	005894753	76002	75,580	49,800	25,780	34.1%	COPR	HORWITH	JTLX166
05/22/09	06/22/09	005894754	76003	68,200	49,940	18,260	26.8%	COPR	HORWITH	JTLX166
05/22/09	06/22/09	005894755	76004	33,120	49,480	(16,360)	-49.4%	COPR	HORWITH	JTLX166
05/22/09	06/22/09	005894756	76005	37,480	52,360	(14,880)	-39.7%	COPR	HORWITH	CHUX197
05/22/09	06/22/09	005894757	76006	67,360	50,280	17,080	25.4%	COPR	HORWITH	CHUX197
05/22/09	06/22/09	005894758	76007	76,060	50,880	25,180	33.1%	COPR	HORWITH	CHUX197
05/22/09	06/22/09	005894759	76008	18,340	50,780	(32,440)	-176.9%	COPR	HORWITH	CHUX197
05/22/09	06/22/09	005894760	76009	66,720	50,740	15,980	24.0%	COPR	HORWITH	CITX300154
05/22/09	06/22/09	005894761	76010	76,500	49,420	27,080	35.4%	COPR	HORWITH	CITX300154
05/22/09	06/22/09	005894762	76011	28,740	51,580	(22,840)	-79.5%	COPR	HORWITH	CITX300154
05/22/09	06/22/09	005894763	76012	28,760	50,100	(21,340)	-74.2%	COPR	HORWITH	CITX300154
05/22/09	06/22/09	005894764	76013	7,140	50,720	(43,580)	-610.4%	COPR	HORWITH	CITX300158
05/22/09	06/22/09	005894765	76014	66,960	50,020	16,940	25.3%	COPR	HORWITH	CITX300158
05/22/09	06/22/09	005894766	76015	75,820	48,000	27,820	36.7%	COPR	HORWITH	CITX300158
05/22/09	06/22/09	005894767	76016	48,080	51,060	(2,980)	-6.2%	COPR	HORWITH	CITX300158
05/22/09	06/22/09	005894768	76017	67,200	50,280	16,920	25.2%	COPR	HORWITH	NDYX320437
05/22/09	06/22/09	005894769	76018	28,920	49,780	(20,860)	-72.1%	COPR	HORWITH	NDYX320437
05/22/09	06/22/09	005894770	76019	76,020	52,220	23,800	31.3%	COPR	HORWITH	NDYX320437
05/22/09	06/22/09	005894771	76020	52,200	51,140	1,060	2.0%	COPR	HORWITH	CHUX295
05/22/09	06/22/09	005894772	76021	28,920	50,540	(21,620)	-74.8%	COPR	HORWITH	NDYX320437
05/22/09	06/22/09	005894773	76022	65,100	52,040	13,060	20.1%	COPR	HORWITH	CHUX295
05/22/09	06/22/09	005894774	76023	76,160	52,060	24,100	31.6%	COPR	HORWITH	CHUX295
05/22/09	06/22/09	005894775	76024	37,640	50,760	(13,120)	-34.9%	COPR	HORWITH	CHUX189
05/22/09	06/22/09	005894776	76025	52,960	49,460	3,500	6.6%	COPR	HORWITH	CHUX189
05/22/09	06/22/09	005894777	76026	65,120	50,920	14,200	21.8%	COPR	HORWITH	CHUX189
05/22/09	06/22/09	005894778	76027	37,640	49,320	(11,680)	-31.0%	COPR	HORWITH	CHUX189
05/22/09	06/22/09	005894779	76028	65,020	51,600	13,420	20.6%	COPR	HORWITH	CITX300149
05/22/09	06/22/09	005894780	76029	67,000	51,920	15,080	22.5%	COPR	HORWITH	CITX300149
05/22/09	06/22/09	005894781	76030	33,760	50,960	(17,200)	-50.9%	COPR	HORWITH	CITX300149
05/22/09	06/22/09	005894782	76031	66,920	50,440	16,480	24.6%	COPR	HORWITH	JTLX30110
05/22/09	06/22/09	005894783	76032	33,760	51,720	(17,960)	-53.2%	COPR	HORWITH	CITX300149
05/22/09	06/22/09	005894784	76033	67,160	50,140	17,020	25.3%	COPR	HORWITH	JTLX30110
05/22/09	06/22/09	005894785	76034	33,240	52,020	(18,780)	-56.5%	COPR	HORWITH	JTLX30110
05/22/09	06/22/09	005894786	76035	33,220	51,060	(17,840)	-53.7%	COPR	HORWITH	JTLX30110
05/22/09	06/22/09	005894787	76036	39,360	50,780	(11,420)	-29.0%	COPR	HORWITH	CHUX318
05/22/09	06/22/09	005894788	76037	8,280	51,720	(43,440)	-524.6%	COPR	HORWITH	CHUX295
05/22/09	06/22/09	005894789	76038	75,900	50,420	25,480	33.6%	COPR	HORWITH	CHUX318
05/22/09	06/22/09	005894790	76039	15,580	48,240	(32,660)	-209.6%	COPR	HORWITH	CHUX318
05/22/09	06/22/09	005894791	76040	67,080	50,820	16,260	24.2%	COPR	HORWITH	CHUX318
05/22/09	06/22/09	005894792	76041	37,800	49,740	(11,940)	-31.6%	COPR	HORWITH	CHUX251
05/22/09	06/22/09	005894793	76042	66,880	49,840	17,040	25.5%	COPR	HORWITH	CHUX251
05/22/09	06/22/09	005894794	76043	65,560	51,080	14,480	22.1%	COPR	HORWITH	CHUX251
05/22/09	06/22/09	005894795	76044	27,340	51,580	(24,240)	-88.7%	COPR	HORWITH	CHUX251
05/22/09	06/22/09	005894796	76045	19,640	51,740	(32,100)	-163.4%	COPR	HORWITH	CITX300111
05/22/09	06/22/09	005894797	76046	65,540	52,580	12,960	19.8%	COPR	HORWITH	CITX300111
05/22/09	06/22/09	005894798	76047	37,800	49,200	(11,400)	-30.2%	COPR	HORWITH	CITX300111
05/22/09	06/22/09	005894799	76048	76,060	49,040	27,020	35.5%	COPR	HORWITH	CITX300111
05/22/09	06/22/09	005894800	76049	58,040	50,100	7,940	13.7%	COPR	HORWITH	JTLX127
05/22/09	06/22/09	005894801	76050	67,600	49,720	17,880	26.4%	COPR	HORWITH	JTLX127
05/22/09	06/22/09	005894802	76051	37,940	51,300	(13,360)	-35.2%	COPR	HORWITH	JTLX127
05/22/09	06/22/09	005894803	76052	37,960	48,740	(10,780)	-28.4%	COPR	HORWITH	JTLX127
05/26/09	06/22/09	005894804	76053	38,380	48,740	(10,360)	-27.0%	COPR	HORWITH	JTLX30146
05/26/09	06/22/09	005894805	76054	67,780	51,040	16,740	24.7%	COPR	HORWITH	JTLX30146
05/26/09	06/22/09	005894806	76055	66,700	51,660	15,040	22.5%	COPR	HORWITH	JTLX30146
05/26/09	06/22/09	005894807	76056	24,280	48,600	(24,320)	-100.2%	COPR	HORWITH	JTLX30146
05/26/09	06/22/09	005894808	76057	36,360	49,440	(13,080)	-36.0%	COPR	HORWITH	CHUX212
05/26/09	06/22/09	005894809	76058	77,240	48,560	28,680	37.1%	COPR	HORWITH	CHUX212
05/26/09	06/22/09	005894810	76059	38,760	51,860	(13,100)	-33.8%	COPR	HORWITH	CHUX212
05/26/09	06/22/09	005894811	76060	38,740	50,560	(11,820)	-30.5%	COPR	HORWITH	CHUX212
05/26/09	06/22/09	005894812	76061	35,520	51,440	(15,920)	-44.8%	COPR	HORWITH	CEFX35824
05/26/09	06/22/09	005894813	76062	75,780	50,700	25,080	33.1%	COPR	HORWITH	CEFX35824
05/26/09	06/22/09	005894814	76063	65,240	50,580	14,660	22.5%	COPR	HORWITH	CEFX35824
05/26/09	06/22/09	005894815	76064	25,180	51,980	(26,800)	-106.4%	COPR	HORWITH	CEFX35824
05/26/09	06/22/09	005894816	76065	8,740	50,040	(41,300)	-472.5%	COPR	HORWITH	CHUX315
05/26/09	06/22/09	005894817	76066	76,940	49,460	27,480	35.7%	COPR	HORWITH	CHUX315
05/26/09	06/22/09	005894818	76067	76,700	50,300	26,400	34.4%	COPR	HORWITH	CHUX315
05/26/09	06/22/09	005894819	76068	30,960	49,720	(18,760)	-60.6%	COPR	HORWITH	CHUX315
05/26/09	06/22/09	005894820	76069	27,600	49,820	(22,220)	-80.5%	COPR	HORWITH	CEFX35831
05/26/09	06/22/09	005894821	76070	76,900	51,200	25,700	33.4%	COPR	HORWITH	CEFX35831
05/26/09	06/22/09	005894822	76071	68,780	51,100	17,680	25.7%	COPR	HORWITH	CEFX35831
05/26/09	06/22/09	005894823	76072	22,060	51,580	(29,520)	-133.8%	COPR	HORWITH	CEFX35831
05/26/09	06/22/09	005894824	76073	76,320	52,560	23,760	31.1%	COPR	HORWITH	CHUX249
05/26/09	06/22/09	005894825	76074	67,840	51,180	16,660	24.6%	COPR	HORWITH	CHUX249
05/26/09	06/22/09	005894826	76075	28,400	51,860	(23,460)	-82.6%	COPR	HORWITH	CHUX249
05/26/09	06/22/09	005894827	76076	28,420	51,240	(22,820)	-80.3%	COPR	HORWITH	CHUX249

HONEYWELL SA-7 USE HAZARDOUS WASTE TRACKING (2006)										
Date Shipped	Date of Return Manifest	State Manifest	Man. Doc #	Facilty Manifest Weight (lbs)	Estimated Weight (lbs)	Manifest - Estimate (lbs)	Manifest - Estimate (%)	Material	Transporter	RAILCAR #
05/26/09	06/22/09	005894828	76077	75,240	50,460	24,780	32.9%	COPR	HORWITH	CHUX248
05/26/09	06/22/09	005894829	76078	64,940	50,480	14,460	22.3%	COPR	HORWITH	CHUX248
05/26/09	06/22/09	005894830	76079	25,760	50,200	(24,440)	-94.9%	COPR	HORWITH	CHUX248
05/26/09	06/22/09	005894831	76080	31,500	49,660	(18,160)	-57.7%	COPR	HORWITH	CHUX248
05/26/09	06/22/09	005894832	76081	60,860	48,080	12,780	21.0%	COPR	HORWITH	JTLX30138
05/26/09	06/22/09	005894833	76082	76,840	48,880	27,960	36.4%	COPR	HORWITH	JTLX30138
05/26/09	06/22/09	005894834	76083	29,280	50,040	(20,760)	-70.9%	COPR	HORWITH	JTLX30138
05/26/09	06/22/09	005894835	76084	29,280	51,760	(22,480)	-76.8%	COPR	HORWITH	JTLX30138
05/26/09	06/22/09	005894836	76085	46,980	50,840	(3,860)	-8.2%	COPR	HORWITH	JTLX30158
05/26/09	06/22/09	005894837	76086	67,140	50,680	16,460	24.5%	COPR	HORWITH	JTLX30158
05/26/09	06/22/09	005894838	76087	66,840	50,000	16,840	25.2%	COPR	HORWITH	JTLX30158
05/26/09	06/22/09	005894839	76088	16,180	49,300	(33,120)	-204.7%	COPR	HORWITH	JTLX30158
05/26/09	06/22/09	005894840	76089	16,460	50,460	(34,000)	-206.6%	COPR	HORWITH	JTLX234
05/26/09	06/22/09	005894841	76090	75,820	51,800	24,020	31.7%	COPR	HORWITH	JTLX234
05/26/09	06/22/09	005894842	76091	67,060	51,020	16,040	23.9%	COPR	HORWITH	JTLX234
05/26/09	06/22/09	005894843	76092	42,040	51,360	(9,320)	-22.2%	COPR	HORWITH	JTLX234
05/26/09	06/22/09	005894844	76093	23,240	51,660	(28,420)	-122.3%	COPR	HORWITH	CITX300041
05/26/09	06/22/09	005894845	76094	67,020	51,620	15,400	23.0%	COPR	HORWITH	CITX300041
05/26/09	06/22/09	005894846	76095	64,840	52,060	12,780	19.7%	COPR	HORWITH	CITX300041
05/26/09	06/22/09	005894847	76096	49,400	52,160	(2,760)	-5.6%	COPR	HORWITH	CITX300041
05/26/09	06/22/09	005894848	76097	8,800	52,300	(43,500)	-494.3%	COPR	HORWITH	JTLX152
05/26/09	06/22/09	005894849	76098	65,080	50,180	14,900	22.9%	COPR	HORWITH	JTLX152
05/26/09	06/22/09	005894850	76099	76,940	51,380	25,560	33.2%	COPR	HORWITH	JTLX152
05/26/09	06/22/09	005894851	76100	37,540	49,120	(11,580)	-30.8%	COPR	HORWITH	CHUX132
05/26/09	06/22/09	005894852	76101	51,760	52,460	(700)	-1.4%	COPR	HORWITH	JTLX152
05/26/09	06/22/09	005894853	76102	66,860	51,120	15,740	23.5%	COPR	HORWITH	CHUX132
05/26/09	06/22/09	005894854	76103	67,880	48,060	19,820	29.2%	COPR	HORWITH	CHUX132
05/26/09	06/22/09	005894855	76104	18,280	48,040	(29,760)	-162.8%	COPR	HORWITH	CHUX132
05/26/09	06/22/09	005894856	76105	22,160	49,840	(27,680)	-124.9%	COPR	HORWITH	CITX300141
05/26/09	06/22/09	005894857	76106	76,420	50,300	26,120	34.2%	COPR	HORWITH	CITX300141
05/26/09	06/22/09	005894858	76107	68,560	49,840	18,720	27.3%	COPR	HORWITH	CITX300141
05/26/09	06/22/09	005894859	76108	29,480	49,640	(20,160)	-68.4%	COPR	HORWITH	CITX300141
05/27/09	06/22/09	005894860	76109	25,240	49,520	(24,280)	-96.2%	COPR	HORWITH	CITX300145
05/27/09	06/22/09	005894861	76110	65,860	51,740	14,120	21.4%	COPR	HORWITH	CITX300145
05/27/09	06/22/09	005894862	76111	67,620	51,740	15,880	23.5%	COPR	HORWITH	JTLX4058
05/27/09	06/22/09	005894863	76112	68,000	50,920	17,080	25.1%	COPR	HORWITH	CITX300145
05/27/09	06/22/09	005894864	76113	39,720	50,420	(10,700)	-26.9%	COPR	HORWITH	CITX300145
05/27/09	06/22/09	005894865	76114	19,160	50,320	(31,160)	-162.6%	COPR	HORWITH	JTLX4058
05/27/09	06/22/09	005894866	76115	68,740	50,560	18,180	26.4%	COPR	HORWITH	JTLX4058
05/27/09	06/22/09	005894867	76116	76,780	49,620	27,160	35.4%	COPR	HORWITH	JTLX86
05/27/09	06/22/09	005894868	76117	41,200	49,800	(8,600)	-20.9%	COPR	HORWITH	JTLX4058
05/27/09	06/22/09	005894869	76118	44,800	50,140	(5,340)	-11.9%	COPR	HORWITH	JTLX86
05/27/09	06/22/09	005894870	76119	39,040	51,200	(12,160)	-31.1%	COPR	HORWITH	JTLX86
05/27/09	06/22/09	005894871	76120	39,020	50,460	(11,440)	-29.3%	COPR	HORWITH	JTLX86
05/27/09	06/22/09	005894872	76121	68,780	50,740	18,040	26.2%	COPR	HORWITH	NDYX320344
05/27/09	06/22/09	005894873	76122	24,700	48,000	(23,300)	-94.3%	COPR	HORWITH	NDYX320344
05/27/09	06/22/09	005894874	76123	67,340	50,640	16,700	24.8%	COPR	HORWITH	NDYX320344
05/27/09	06/22/09	005894875	76124	24,700	48,980	(24,280)	-98.3%	COPR	HORWITH	NDYX320344
05/27/09	06/22/09	005894876	76125	19,740	50,660	(30,920)	-156.6%	COPR	HORWITH	DJLX98524
05/27/09	06/22/09	005894877	76126	75,200	51,460	23,740	31.6%	COPR	HORWITH	DJLX98524
05/27/09	06/22/09	005894878	76127	67,300	51,000	16,300	24.2%	COPR	HORWITH	DJLX98524
05/27/09	06/22/09	005894879	76128	8,340	51,700	(43,360)	-519.9%	COPR	HORWITH	JTLX74
05/27/09	06/22/09	005894880	76129	76,200	49,040	27,160	35.6%	COPR	HORWITH	CEFX35825
05/27/09	06/22/09	005894881	76130	36,240	51,000	(14,760)	-40.7%	COPR	HORWITH	DJLX98524
05/27/09	06/22/09	005894882	76131	67,760	50,540	17,220	25.4%	COPR	HORWITH	JTLX74
05/27/09	06/22/09	005894883	76132	56,180	51,400	4,780	8.5%	COPR	HORWITH	JTLX74
05/27/09	06/22/09	005894884	76133	65,220	49,900	15,320	23.5%	COPR	HORWITH	JTLX74
05/27/09	06/22/09	005894885	76134	37,080	50,760	(13,680)	-36.9%	COPR	HORWITH	CEFX35825
05/27/09	06/22/09	005894886	76135	67,440	51,640	15,800	23.4%	COPR	HORWITH	CEFX35825
05/27/09	06/22/09	005894887	76136	16,300	50,980	(34,680)	-212.8%	COPR	HORWITH	CEFX35825
05/27/09	06/22/09	005894888	76137	27,780	50,980	(23,200)	-83.5%	COPR	HORWITH	CEFX35832
05/27/09	06/22/09	005894889	76138	77,260	49,340	27,920	36.1%	COPR	HORWITH	CEFX35832
05/27/09	06/22/09	005894890	76139	69,360	49,100	20,260	29.2%	COPR	HORWITH	CEFX35832
05/27/09	06/22/09	005894891	76140	17,380	48,960	(31,580)	-181.7%	COPR	HORWITH	CEFX35832
05/27/09	06/22/09	005894892	76141	30,860	51,360	(20,500)	-66.4%	COPR	HORWITH	JTLX185
05/27/09	06/22/09	005894893	76142	65,000	51,240	13,760	21.2%	COPR	HORWITH	JTLX185
05/27/09	06/22/09	005894894	76143	36,620	50,140	(13,520)	-36.9%	COPR	HORWITH	JTLX185
05/27/09	06/22/09	005894895	76144	39,680	52,680	(13,000)	-32.8%	COPR	HORWITH	DJLX98506
05/27/09	06/22/09	005894896	76145	67,440	50,760	16,680	24.7%	COPR	HORWITH	JTLX185
05/27/09	06/22/09	005894897	76146	68,120	50,860	17,260	25.3%	COPR	HORWITH	DJLX98506
05/27/09	06/22/09	005894898	76147	65,060	51,380	13,680	21.0%	COPR	HORWITH	DJLX98506
05/27/09	06/22/09	005894899	76148	29,140	50,720	(21,580)	-74.1%	COPR	HORWITH	DJLX98506
05/27/09	06/22/09	005894900	76149	67,180	50,660	16,520	24.6%	COPR	HORWITH	JTLX30126
05/27/09	06/22/09	005894901	76150	65,320	49,900	15,420	23.6%	COPR	HORWITH	JTLX30126

HONEYWELL SA-7 USE HAZARDOUS WASTE TRACKING (2006)										
Date Shipped	Date of Return Manifest	State Manifest	Man. Doc #	Facilty Manifest Weight (lbs)	Estimated Weight (lbs)	Manifest - Estimate (lbs)	Manifest - Estimate (%)	Material	Transporter	RAILCAR #
05/27/09	06/22/09	005894902	76151	32,900	52,120	(19,220)	-58.4%	COPR	HORWITH	JTLX30126
05/27/09	06/22/09	005894903	76152	32,920	52,360	(19,440)	-59.1%	COPR	HORWITH	JTLX30126
05/27/09	06/22/09	005894904	76153	48,900	50,340	(1,440)	-2.9%	COPR	HORWITH	CHUX309
05/27/09	06/22/09	005894905	76154	37,580	51,060	(13,480)	-35.9%	COPR	HORWITH	CHUX309
05/27/09	06/22/09	005894906	76155	76,160	50,880	25,280	33.2%	COPR	HORWITH	CHUX309
05/27/09	06/22/09	005894907	76156	37,580	50,020	(12,440)	-33.1%	COPR	HORWITH	CHUX309
05/27/09	06/22/09	005894908	76157	15,500	51,340	(35,840)	-231.2%	COPR	HORWITH	NDYX320335
05/27/09	06/22/09	005894909	76158	65,520	49,500	16,020	24.5%	COPR	HORWITH	NDYX320335
05/27/09	06/22/09	005894910	76159	75,940	48,080	27,860	36.7%	COPR	HORWITH	NDYX320335
05/27/09	06/22/09	005894911	76160	67,120	48,320	18,800	28.0%	COPR	HORWITH	CHUX171
05/27/09	06/22/09	005894912	76161	36,860	48,280	(11,420)	-31.0%	COPR	HORWITH	NDYX320335
05/27/09	06/22/09	005894913	76162	25,960	49,380	(23,420)	-90.2%	COPR	HORWITH	CHUX171
05/27/09	06/22/09	005894914	76163	75,880	49,580	26,300	34.7%	COPR	HORWITH	CHUX171
05/27/09	06/22/09	005894915	76164	25,960	48,540	(22,580)	-87.0%	COPR	HORWITH	CHUX171
05/28/09	06/22/09	005894916	76165	53,460	49,500	3,960	7.4%	COPR	HORWITH	CEFX35815
05/28/09	06/22/09	005894917	76166	58,960	51,160	7,800	13.2%	COPR	HORWITH	CHUX236
05/28/09	06/22/09	005894918	76167	64,920	51,240	13,680	21.1%	COPR	HORWITH	CEFX35815
05/28/09	06/22/09	005894919	76168	38,160	51,620	(13,460)	-35.3%	COPR	HORWITH	CEFX35815
05/28/09	06/22/09	005894920	76169	38,180	48,760	(10,580)	-27.7%	COPR	HORWITH	CEFX35815
05/28/09	06/22/09	005894921	76170	10,000	50,100	(40,100)	-401.0%	COPR	HORWITH	CHUX236
05/28/09	06/22/09	005894922	76171	65,440	51,760	13,680	20.9%	COPR	HORWITH	CHUX236
05/28/09	06/22/09	005894923	76172	66,520	52,200	14,320	21.5%	COPR	HORWITH	CHUX236
05/28/09	06/22/09	005894924	76173	75,120	49,840	25,280	33.7%	COPR	HORWITH	CHUX227
05/28/09	06/22/09	005894925	76174	67,960	51,340	16,620	24.5%	COPR	HORWITH	CHUX227
05/28/09	06/22/09	005894926	76175	28,320	49,680	(21,360)	-75.4%	COPR	HORWITH	CHUX227
05/28/09	06/22/09	005894927	76176	28,300	50,900	(22,600)	-79.9%	COPR	HORWITH	CHUX227
05/28/09	06/22/09	005894928	76177	6,640	49,800	(43,160)	-650.0%	COPR	HORWITH	CHUX168
05/28/09	06/22/09	005894929	76178	65,700	48,840	16,860	25.7%	COPR	HORWITH	CHUX168
05/28/09	06/22/09	005894930	76179	66,300	49,820	16,480	24.9%	COPR	HORWITH	CHUX168
05/28/09	06/22/09	005894931	76180	57,720	50,080	7,640	13.2%	COPR	HORWITH	CHUX168
05/28/09	06/22/09	005894932	76181	30,180	48,320	(18,140)	-60.1%	COPR	HORWITH	CHUX220
05/28/09	06/22/09	005894933	76182	67,600	49,840	17,760	26.3%	COPR	HORWITH	CHUX220
05/28/09	06/22/09	005894934	76183	66,760	49,060	17,700	26.5%	COPR	HORWITH	CHUX220
05/28/09	06/22/09	005894935	76184	27,680	48,820	(21,140)	-76.4%	COPR	HORWITH	CHUX220
05/28/09	06/22/09	005894936	76185	8,280	50,340	(42,060)	-508.0%	COPR	HORWITH	CITX300013
05/28/09	06/22/09	005894937	76186	66,540	50,200	16,340	24.6%	COPR	HORWITH	CITX300013
05/28/09	06/22/09	005894938	76187	76,100	49,920	26,180	34.4%	COPR	HORWITH	CHUX121
05/28/09	06/22/09	005894939	76188	47,220	50,080	(2,860)	-6.1%	COPR	HORWITH	CITX300013
05/28/09	06/22/09	005894940	76189	76,820	49,400	27,420	35.7%	COPR	HORWITH	CITX300013
05/28/09	06/22/09	005894941	76190	36,520	51,520	(15,000)	-41.1%	COPR	HORWITH	CHUX121
05/28/09	06/22/09	005894942	76191	65,680	48,420	17,260	26.3%	COPR	HORWITH	CHUX121
05/28/09	06/22/09	005894943	76192	18,160	48,940	(30,780)	-169.5%	COPR	HORWITH	CHUX121
05/28/09	06/22/09	005894944	76193	30,380	50,800	(20,420)	-67.2%	COPR	HORWITH	CHUX260
05/28/09	06/22/09	005894945	76194	67,340	49,040	18,300	27.2%	COPR	HORWITH	CHUX260
05/28/09	06/22/09	005894946	76195	66,500	51,760	14,740	22.2%	COPR	HORWITH	CHUX260
05/28/09	06/22/09	005894947	76196	30,380	51,400	(21,020)	-69.2%	COPR	HORWITH	CHUX260
05/28/09	06/22/09	005894948	76197	49,480	50,100	(620)	-1.3%	COPR	HORWITH	CITX300150
05/28/09	06/22/09	005894949	76198	76,940	52,120	24,820	32.3%	COPR	HORWITH	CITX300150
05/28/09	06/22/09	005894950	76199	38,480	52,020	(13,540)	-35.2%	COPR	HORWITH	CITX300150
05/28/09	06/22/09	005894951	76200	38,480	49,340	(10,860)	-28.2%	COPR	HORWITH	CITX300150
05/28/09	06/22/09	005894952	76201	30,240	50,140	(19,900)	-65.8%	COPR	HORWITH	CHUX244
05/28/09	06/22/09	005894953	76202	77,700	52,680	25,020	32.2%	COPR	HORWITH	CHUX244
05/28/09	06/22/09	005894954	76203	77,320	49,660	27,660	35.8%	COPR	HORWITH	CHUX244
05/28/09	06/22/09	005894955	76204	16,060	50,560	(34,500)	-214.8%	COPR	HORWITH	CHUX244
05/28/09	06/22/09	005894956	76205	75,420	50,920	24,500	32.5%	COPR	HORWITH	CHUX288
05/28/09	06/22/09	005894957	76206	67,200	49,740	17,460	26.0%	COPR	HORWITH	CHUX288
05/28/09	06/22/09	005894958	76207	29,860	50,140	(20,280)	-67.9%	COPR	HORWITH	CHUX288
05/28/09	06/22/09	005894959	76208	29,860	49,420	(19,560)	-65.5%	COPR	HORWITH	CHUX288
05/28/09	06/22/09	005894960	76209	50,740	50,400	340	0.7%	COPR	HORWITH	CEFX35823
05/28/09	06/22/09	005894961	76210	65,540	49,140	16,400	25.0%	COPR	HORWITH	CEFX35823
05/28/09	06/22/09	005894962	76211	38,100	50,820	(12,720)	-33.4%	COPR	HORWITH	CEFX35823
05/28/09	06/22/09	005894963	76212	38,100	50,880	(12,780)	-33.5%	COPR	HORWITH	CEFX35823
05/28/09	06/22/09	005894964	76213	7,500	52,200	(44,700)	-596.0%	COPR	HORWITH	CHUX186
05/28/09	06/22/09	005894965	76214	65,500	50,580	14,920	22.8%	COPR	HORWITH	CHUX186
05/28/09	06/22/09	005894966	76215	67,080	51,740	15,340	22.9%	COPR	HORWITH	CHUX186
05/28/09	06/22/09	005894967	76216	60,780	49,800	10,980	18.1%	COPR	HORWITH	CHUX186
05/28/09	06/22/09	005894968	76217	9,400	50,720	(41,320)	-439.6%	COPR	HORWITH	CHUX173
05/28/09	06/22/09	005894969	76218	76,580	48,520	28,060	36.6%	COPR	HORWITH	CHUX173
05/29/09	06/22/09	005894970	76219	25,520	50,300	(24,780)	-97.1%	COPR	HORWITH	CHUX210
05/29/09	06/22/09	005894971	76220	76,860	50,020	26,840	34.9%	COPR	HORWITH	CHUX210
05/29/09	06/22/09	005894972	76221	75,960	50,200	25,760	33.9%	COPR	HORWITH	CHUX210
05/29/09	06/22/09	005894973	76222	18,180	50,340	(32,160)	-176.9%	COPR	HORWITH	CHUX210
05/29/09	06/22/09	005894974	76223	67,860	49,640	18,220	26.8%	COPR	HORWITH	CHUX173
05/29/09	06/22/09	005894975	76224	29,340	49,140	(19,800)	-67.5%	COPR	HORWITH	CHUX196
05/29/09	06/22/09	005894976	76225	39,900	48,100	(8,200)	-20.6%	COPR	HORWITH	CHUX173

HONEYWELL SA-7 USE HAZARDOUS WASTE TRACKING (2006)										
Date Shipped	**Date of Return Manifest**	**State Manifest**	**Man. Doc #**	**Facilty Manifest Weight (lbs)**	**Estimated Weight (lbs)**	**Manifest - Estimate (lbs)**	**Manifest - Estimate (%)**	**Material**	**Transporter**	**RAILCAR #**
05/29/09	06/22/09	005894977	76226	23,420	50,060	(26,640)	-113.7%	COPR	HORWITH	CHUX196
05/29/09	06/22/09	005894978	76227	76,180	51,480	24,700	32.4%	COPR	HORWITH	CHUX196
05/29/09	06/22/09	005894979	76228	68,320	50,700	17,620	25.8%	COPR	HORWITH	CHUX196
05/29/09	06/22/09	005894980	76229	39,620	50,520	(10,900)	-27.5%	COPR	HORWITH	JTLX30157
05/29/09	06/22/09	005894981	76230	67,180	50,360	16,820	25.0%	COPR	HORWITH	JTLX30157
05/29/09	06/22/09	005894982	76231	76,440	49,580	26,860	35.1%	COPR	HORWITH	JTLX30157
05/29/09	06/22/09	005894983	76232	78,200	50,600	27,600	35.3%	COPR	HORWITH	CEFX35244
05/29/09	06/22/09	005894984	76233	15,080	50,300	(35,220)	-233.6%	COPR	HORWITH	JTLX30157
05/29/09	06/22/09	005894985	76234	33,640	51,380	(17,740)	-52.7%	COPR	HORWITH	CEFX35244
05/29/09	06/22/09	005894986	76235	49,200	48,800	400	0.8%	COPR	HORWITH	CEFX35244
05/29/09	06/22/09	005894987	76236	33,640	50,160	(16,520)	-49.1%	COPR	HORWITH	CEFX35244
05/29/09	07/06/09	005894988	76237	67,280	49,420	17,860	26.5%	COPR	HORWITH	NDYX320445
05/29/09	07/06/09	005894989	76238	77,000	50,840	26,160	34.0%	COPR	HORWITH	NDYX320445
05/29/09	07/06/09	005894990	76239	28,000	51,220	(23,220)	-82.9%	COPR	HORWITH	NDYX320445
05/29/09	07/06/09	005894991	76240	28,020	50,060	(22,040)	-78.7%	COPR	HORWITH	NDYX320445
05/29/09	07/06/09	005894992	76241	10,680	50,200	(39,520)	-370.0%	COPR	HORWITH	CHUX182
05/29/09	07/06/09	005894993	76242	76,720	48,320	28,400	37.0%	COPR	HORWITH	CHUX182
05/29/09	07/06/09	005894994	76243	77,180	50,720	26,460	34.3%	COPR	HORWITH	CHUX182
05/29/09	07/06/09	005894995	76244	31,640	50,600	(18,960)	-59.9%	COPR	HORWITH	CHUX182
05/29/09	07/06/09	005894996	76245	9,180	51,780	(42,600)	-464.1%	COPR	HORWITH	JTLX30171
05/29/09	07/06/09	005894997	76246	77,900	50,720	27,180	34.9%	COPR	HORWITH	JTLX30171
05/29/09	07/06/09	005894998	76247	68,820	48,880	19,940	29.0%	COPR	HORWITH	JTLX30171
05/29/09	07/06/09	005894999	76248	36,960	49,680	(12,720)	-34.4%	COPR	HORWITH	JTLX30171
05/29/09	06/22/09	005895000	76249	10,400	48,460	(38,060)	-366.0%	COPR	HORWITH	CITX300148
05/29/09	06/22/09	005901002	76250	67,280	49,400	17,880	26.6%	COPR	HORWITH	CITX300148
05/29/09	06/22/09	005901003	76251	40,260	49,880	(9,620)	-23.9%	COPR	HORWITH	CITX300148
05/29/09	06/22/09	005901004	76252	76,400	50,380	26,020	34.1%	COPR	HORWITH	CITX300148
05/29/09	07/06/09	005901005	76253	68,960	52,500	16,460	23.9%	COPR	HORWITH	JTLX252
05/29/09	07/06/09	005901006	76254	66,800	52,500	14,300	21.4%	COPR	HORWITH	JTLX252
05/29/09	07/06/09	005901007	76255	33,660	51,860	(18,200)	-54.1%	COPR	HORWITH	JTLX252
05/29/09	07/06/09	005901008	76256	33,680	50,460	(16,780)	-49.8%	COPR	HORWITH	JTLX252
05/29/09	07/06/09	005901009	76257	41,640	49,980	(8,340)	-20.0%	COPR	HORWITH	CITX300100
05/29/09	07/06/09	005901010	76258	76,480	50,080	26,400	34.5%	COPR	HORWITH	CITX300100
05/29/09	07/06/09	005901011	76259	38,720	50,720	(12,000)	-31.0%	COPR	HORWITH	CITX300100
05/29/09	07/06/09	005901012	76260	38,720	52,120	(13,400)	-34.6%	COPR	HORWITH	CITX300100
05/29/09	07/06/09	005901013	76261	66,960	51,180	15,780	23.6%	COPR	HORWITH	CEFX35816
05/29/09	07/06/09	005901014	76262	44,320	51,940	(7,620)	-17.2%	COPR	HORWITH	CEFX35816
05/29/09	07/06/09	005901015	76263	25,520	52,020	(26,500)	-103.8%	COPR	HORWITH	CEFX35816
05/29/09	07/06/09	005901016	76264	37,160	50,580	(13,420)	-36.1%	COPR	HORWITH	JTLX30116
05/29/09	07/06/09	005901017	76265	66,520	48,420	18,100	27.2%	COPR	HORWITH	CEFX35816
05/29/09	07/06/09	005901018	76266	67,660	48,480	19,180	28.3%	COPR	HORWITH	JTLX30116
05/29/09	07/06/09	005901019	76267	68,280	50,860	17,420	25.5%	COPR	HORWITH	JTLX30116
05/29/09	07/06/09	005901020	76268	21,840	50,600	(28,760)	-131.7%	COPR	HORWITH	JTLX30116
05/29/09	07/06/09	005901021	76269	27,980	49,740	(21,760)	-77.8%	COPR	HORWITH	CITX300143
05/29/09	07/06/09	005901022	76270	65,760	48,380	17,380	26.4%	COPR	HORWITH	CITX300143
05/29/09	07/06/09	005901023	76271	67,020	51,480	15,540	23.2%	COPR	HORWITH	CITX300143
05/29/09	07/06/09	005901024	76272	34,040	49,000	(14,960)	-43.9%	COPR	HORWITH	CITX300143
05/29/09	07/06/09	005901025	76273	34,060	49,300	(15,240)	-44.7%	COPR	HORWITH	CITX300167
05/29/09	07/06/09	005901026	76274	67,300	48,100	19,200	28.5%	COPR	HORWITH	CITX300167

04/26/81	**SITE TONS (Month)**	**MAY SUB-TOTAL:**	58,035,700	59,404,660	(1,368,960)	-2.36%
12/26/33	**TONS (Site)**	**CUMULATIVE TOTAL:**	313,208,520	317,022,720	(3,814,200)	-1.22%
10/06/28	**TONS (Facility)**	**CUMULATIVE TOTAL:**	313,208,520	317,022,720	(3,814,200)	-1.22%

06/01/09	07/06/09	005901027	76275	66,200	48,380	17,820	26.9%	COPR	HORWITH	CITX300143
06/01/09	07/06/09	005901028	76276	57,680	50,420	7,260	12.6%	COPR	HORWITH	CITX300143
06/01/09	07/06/09	005901029	76277	66,800	51,200	15,600	23.4%	COPR	HORWITH	CITX300143
06/01/09	07/06/09	005901030	76278	67,060	51,660	15,400	23.0%	COPR	HORWITH	CITX300160
06/01/09	07/06/09	005901031	76279	7,860	52,100	(44,240)	-562.8%	COPR	HORWITH	CITX300160
06/01/09	07/06/09	005901032	76280	6,800	52,260	(45,460)	-668.5%	COPR	HORWITH	CITX300143
06/01/09	07/06/09	005901033	76281	50,980	50,520	460	0.9%	COPR	HORWITH	CITX300160
06/01/09	07/06/09	005901034	76282	37,040	48,020	(10,980)	-29.6%	COPR	HORWITH	CEFX35827
06/01/09	07/06/09	005901035	76283	75,600	50,740	24,860	32.9%	COPR	HORWITH	CITX300160
06/01/09	07/06/09	005901036	76284	65,140	50,400	14,740	22.6%	COPR	HORWITH	CITX300167
06/01/09	07/06/09	005901037	76285	25,120	50,940	(25,820)	-102.8%	COPR	HORWITH	CITX300167
06/01/09	07/06/09	005901038	76286	64,740	50,460	14,280	22.1%	COPR	HORWITH	CEFX35827
06/01/09	07/06/09	005901039	76287	27,440	48,700	(21,260)	-77.5%	COPR	HORWITH	CEFX35827
06/01/09	07/06/09	005901040	76288	63,620	50,520	13,100	20.6%	COPR	HORWITH	CEFX35827
06/01/09	07/06/09	005901041	76289	27,760	49,320	(21,560)	-77.7%	COPR	HORWITH	JTLX30112
06/01/09	07/06/09	005901042	76290	67,360	48,000	19,360	28.7%	COPR	HORWITH	JTLX30112
06/01/09	07/06/09	005901043	76291	76,140	48,960	27,180	35.7%	COPR	HORWITH	JTLX30112
06/01/09	07/06/09	005901044	76292	11,880	49,040	(37,160)	-312.8%	COPR	HORWITH	CHUX292
06/01/09	07/06/09	005901045	76293	17,820	50,600	(32,780)	-184.0%	COPR	HORWITH	JTLX30112
06/01/09	07/06/09	005901046	76294	76,820	51,620	25,200	32.8%	COPR	HORWITH	CHUX292

Honeywell

HONEYWELL SA-7 USE HAZARDOUS WASTE TRACKING (2006)										
Date Shipped	Date of Return Manifest	State Manifest	Man. Doc #	Facilty Manifest Weight (lbs)	Estimated Weight (lbs)	Manifest - Estimate (lbs)	Manifest - Estimate (%)	Material	Transporter	RAILCAR #
06/01/09	07/06/09	005901047	76295	29,740	50,260	(20,520)	-69.0%	COPR	HORWITH	CHUX268
06/01/09	07/06/09	005901048	76296	75,520	49,780	25,740	34.1%	COPR	HORWITH	CHUX292
06/01/09	07/06/09	005901049	76297	30,320	50,180	(19,860)	-65.5%	COPR	HORWITH	CHUX292
06/01/09	07/06/09	005901050	76298	35,880	50,780	(14,900)	-41.5%	COPR	HORWITH	CEFX35830
06/01/09	07/06/09	005901051	76299	66,980	50,560	16,420	24.5%	COPR	HORWITH	CEFX35830
06/01/09	07/06/09	005901052	76300	75,540	51,820	23,720	31.4%	COPR	HORWITH	CEFX35830
06/01/09	07/06/09	005901053	76301	14,640	50,920	(36,280)	-247.8%	COPR	HORWITH	CITX300118
06/01/09	07/06/09	005901054	76302	20,900	49,260	(28,360)	-135.7%	COPR	HORWITH	CEFX35830
06/01/09	07/06/09	005901055	76303	40,980	49,640	(8,660)	-21.1%	COPR	HORWITH	CITX300104
06/01/09	07/06/09	005901056	76304	76,040	49,260	26,780	35.2%	COPR	HORWITH	CITX300104
06/01/09	07/06/09	005901057	76305	67,500	51,200	16,300	24.1%	COPR	HORWITH	CITX300104
06/01/09	07/06/09	005901058	76306	12,680	50,960	(38,280)	-301.9%	COPR	HORWITH	CITX300104
06/01/09	07/06/09	005901059	76307	10,820	50,440	(39,620)	-366.2%	COPR	HORWITH	CHUX209
06/01/09	07/06/09	005901060	76308	76,500	48,560	27,940	36.5%	COPR	HORWITH	CHUX209
06/01/09	07/06/09	005901061	76309	66,460	51,760	14,700	22.1%	COPR	HORWITH	CHUX209
06/01/09	07/06/09	005901062	76310	41,360	48,640	(7,280)	-17.6%	COPR	HORWITH	CHUX209
06/01/09	07/06/09	005901063	76311	8,400	51,280	(42,880)	-510.5%	COPR	HORWITH	NDYX320471
06/01/09	07/06/09	005901064	76312	66,880	51,760	15,120	22.6%	COPR	HORWITH	NDYX320471
06/01/09	07/06/09	005901065	76313	65,540	50,380	15,160	23.1%	COPR	HORWITH	NDYX320471
06/01/09	07/06/09	005901066	76314	65,600	49,380	16,220	24.7%	COPR	HORWITH	CITX300118
06/01/09	07/06/09	005901067	76315	54,080	51,920	2,160	4.0%	COPR	HORWITH	CHUX138
06/01/09	07/06/09	005901068	76316	56,780	48,060	8,720	15.4%	COPR	HORWITH	NDYX320471
06/01/09	07/06/09	005901069	76317	12,060	50,680	(38,620)	-320.2%	COPR	HORWITH	CHUX138
06/01/09	07/06/09	005901070	76318	67,980	50,000	17,980	26.4%	COPR	HORWITH	CHUX138
06/01/09	07/06/09	005901071	76319	67,780	51,240	16,540	24.4%	COPR	HORWITH	CHUX138
06/01/09	07/06/09	005901072	76320	63,920	52,500	11,420	17.9%	COPR	HORWITH	CITX300118
06/01/09	07/06/09	005901073	76321	54,920	50,280	4,640	8.4%	COPR	HORWITH	CITX300118
06/01/09	07/06/09	005901074	76322	25,960	51,060	(25,100)	-96.7%	COPR	HORWITH	CITX300023
06/01/09	07/06/09	005901075	76323	75,940	51,040	24,900	32.8%	COPR	HORWITH	CITX300023
06/01/09	07/06/09	005901076	76324	75,140	50,920	24,220	32.2%	COPR	HORWITH	CITX300023
06/01/09	07/06/09	005901077	76325	25,960	50,100	(24,140)	-93.0%	COPR	HORWITH	CITX300023
06/01/09	07/06/09	005901078	76326	61,100	50,300	10,800	17.7%	COPR	HORWITH	CHUX323
06/01/09	07/06/09	005901079	76327	67,640	50,020	17,620	26.0%	COPR	HORWITH	CHUX323
06/01/09	07/06/09	005901080	76328	32,760	51,860	(19,100)	-58.3%	COPR	HORWITH	CHUX323
06/01/09	07/06/09	005901081	76329	32,780	50,360	(17,580)	-53.6%	COPR	HORWITH	CHUX323
06/02/09	07/06/09	005901082	76330	64,980	51,600	13,380	20.6%	COPR	HORWITH	CHUX268
06/02/09	07/06/09	005901083	76331	66,540	51,500	15,040	22.6%	COPR	HORWITH	CHUX268
06/02/09	07/06/09	005901084	76332	38,320	51,680	(13,360)	-34.9%	COPR	HORWITH	CHUX268
06/02/09	07/06/09	005901085	76333	8,500	50,180	(41,680)	-490.4%	COPR	HORWITH	CITX300130
06/02/09	07/06/09	005901086	76334	37,840	51,740	(13,900)	-36.7%	COPR	HORWITH	CITX300130
06/02/09	07/06/09	005901087	76335	75,840	51,600	24,240	32.0%	COPR	HORWITH	CITX300130
06/02/09	07/06/09	005901088	76336	75,620	49,000	26,620	35.2%	COPR	HORWITH	CITX300130
06/02/09	07/06/09	005901089	76337	77,000	50,660	26,340	34.2%	COPR	HORWITH	CHUX123
06/02/09	07/06/09	005901090	76338	68,420	51,420	17,000	24.8%	COPR	HORWITH	CHUX123
06/02/09	07/06/09	005901091	76339	27,500	51,120	(23,620)	-85.9%	COPR	HORWITH	CHUX123
06/02/09	07/06/09	005901092	76340	27,480	51,920	(24,440)	-88.9%	COPR	HORWITH	CHUX123
06/02/09	07/06/09	005901093	76341	12,080	50,260	(38,180)	-316.1%	COPR	HORWITH	JTLX30113
06/02/09	07/06/09	005901094	76342	64,900	48,940	15,960	24.6%	COPR	HORWITH	JTLX30113
06/02/09	07/06/09	005901095	76343	76,040	49,800	26,240	34.5%	COPR	HORWITH	JTLX30113
06/02/09	07/06/09	005901096	76344	43,760	48,400	(4,640)	-10.6%	COPR	HORWITH	JTLX30113
06/02/09	07/06/09	005901097	76345	24,600	49,680	(25,080)	-102.0%	COPR	HORWITH	JTLX30113
06/02/09	07/06/09	005901098	76346	67,000	51,340	15,660	23.4%	COPR	HORWITH	JTLX30113
06/02/09	07/06/09	005901099	76347	64,680	50,460	14,220	22.0%	COPR	HORWITH	JTLX30113
06/02/09	07/06/09	005901100	76348	39,140	49,140	(10,000)	-25.5%	COPR	HORWITH	JTLX30113
06/02/09	07/06/09	005901101	76349	65,360	51,640	13,720	21.0%	COPR	HORWITH	CEFX35246
06/02/09	07/06/09	005901102	76350	66,160	50,820	15,340	23.2%	COPR	HORWITH	CEFX35246
06/02/09	07/06/09	005901103	76351	33,700	50,160	(16,460)	-48.8%	COPR	HORWITH	CEFX35246
06/02/09	07/06/09	005901104	76352	33,680	49,980	(16,300)	-48.4%	COPR	HORWITH	CEFX35246
06/02/09	07/06/09	005901105	76353	75,080	50,220	24,860	33.1%	COPR	HORWITH	CHUX101
06/02/09	07/06/09	005901106	76354	67,300	49,680	17,620	26.2%	COPR	HORWITH	CHUX101
06/02/09	07/06/09	005901107	76355	33,320	50,740	(17,420)	-52.3%	COPR	HORWITH	CHUX101
06/02/09	07/06/09	005901108	76356	33,340	50,260	(16,920)	-50.7%	COPR	HORWITH	CHUX101
06/02/09	07/06/09	005901109	76357	24,120	51,180	(27,060)	-112.2%	COPR	HORWITH	CITX300139
06/02/09	07/06/09	005901110	76358	66,540	48,860	17,680	26.6%	COPR	HORWITH	CITX300139
06/02/09	07/06/09	005901111	76359	67,340	48,100	19,240	28.6%	COPR	HORWITH	CHUX226
06/02/09	07/06/09	005901112	76360	39,140	51,020	(11,880)	-30.4%	COPR	HORWITH	CHUX226
06/02/09	07/06/09	005901113	76361	66,880	48,980	17,900	26.8%	COPR	HORWITH	CHUX226
06/02/09	07/06/09	005901114	76362	25,000	50,000	(25,000)	-100.0%	COPR	HORWITH	CHUX226
06/02/09	07/06/09	005901115	76363	57,500	49,860	7,640	13.3%	COPR	HORWITH	CHUX302
06/02/09	07/06/09	005901116	76364	68,020	50,300	17,720	26.1%	COPR	HORWITH	CHUX302
06/02/09	07/06/09	005901117	76365	66,580	50,340	16,240	24.4%	COPR	HORWITH	CHUX302
06/02/09	07/06/09	005901118	76366	6,620	50,780	(44,160)	-667.1%	COPR	HORWITH	CHUX302
06/02/09	07/06/09	005901119	76367	65,400	50,940	14,460	22.1%	COPR	HORWITH	CEFX35812
06/02/09	07/06/09	005901120	76368	75,720	50,760	24,960	33.0%	COPR	HORWITH	CEFX35812

Honeywell

HONEYWELL SA-7 USE HAZARDOUS WASTE TRACKING (2006)										
Date Shipped	Date of Return Manifest	State Manifest	Man. Doc #	Facilty Manifest Weight (lbs)	Estimated Weight (lbs)	Manifest - Estimate (lbs)	Manifest - Estimate (%)	Material	Transporter	RAILCAR #
06/02/09	07/06/09	005901121	76369	27,040	48,900	(21,860)	-80.8%	COPR	HORWITH	CEFX35812
06/02/09	07/06/09	005901122	76370	27,040	50,380	(23,340)	-86.3%	COPR	HORWITH	CEFX35812
06/02/09	07/06/09	005901123	76371	54,280	49,360	4,920	9.1%	COPR	HORWITH	CEFX35841
06/02/09	07/06/09	005901124	76372	33,920	49,000	(15,080)	-44.5%	COPR	HORWITH	CEFX35841
06/02/09	07/06/09	005901125	76373	75,900	50,080	25,820	34.0%	COPR	HORWITH	CEFX35841
06/02/09	07/06/09	005901126	76374	33,900	49,340	(15,440)	-45.5%	COPR	HORWITH	CEFX35841
06/02/09	07/06/09	005901127	76375	54,020	50,320	3,700	6.8%	COPR	HORWITH	JTLX30117
06/02/09	07/06/09	005901128	76376	66,200	50,100	16,100	24.3%	COPR	HORWITH	JTLX30117
06/02/09	07/06/09	005901129	76377	65,100	49,680	15,420	23.7%	COPR	HORWITH	JTLX30117
06/02/09	07/06/09	005901130	76378	12,740	49,620	(36,880)	-289.5%	COPR	HORWITH	JTLX30117
06/02/09	07/06/09	005901131	76379	76,400	50,880	25,520	33.4%	COPR	HORWITH	CITX300139
06/02/09	07/06/09	005901132	76380	31,120	49,320	(18,200)	-58.5%	COPR	HORWITH	CITX300139
06/02/09	07/06/09	005901133	76381	46,520	48,020	(1,500)	-3.2%	COPR	HORWITH	CHUX118
06/02/09	07/06/09	005901134	76382	64,420	48,740	15,680	24.3%	COPR	HORWITH	CHUX118
06/02/09	07/06/09	005901135	76383	38,240	48,480	(10,240)	-26.8%	COPR	HORWITH	CHUX118
06/02/09	07/06/09	005901136	76384	16,160	50,140	(33,980)	-210.3%	COPR	HORWITH	CHUX153
06/02/09	07/06/09	005901137	76385	38,240	48,700	(10,460)	-27.4%	COPR	HORWITH	CHUX118
06/02/09	07/06/09	005901138	76386	64,880	49,100	15,780	24.3%	COPR	HORWITH	CHUX153
06/02/09	07/06/09	005901139	76387	66,240	49,540	16,700	25.2%	COPR	HORWITH	CHUX153
06/03/09	07/06/09	005901142	76388	75,720	48,920	26,800	35.4%	COPR	HORWITH	CHUX143
06/03/09	07/06/09	005901143	76389	67,060	50,780	16,280	24.3%	COPR	HORWITH	CHUX143
06/03/09	07/06/09	005901144	76390	25,600	51,220	(25,620)	-100.1%	COPR	HORWITH	CHUX143
06/03/09	07/06/09	005901145	76391	25,600	51,280	(25,680)	-100.3%	COPR	HORWITH	CHUX143
06/03/09	07/06/09	005901146	76392	37,900	51,420	(13,520)	-35.7%	COPR	HORWITH	CHUX304
06/03/09	07/06/09	005901147	76393	61,040	50,580	10,460	17.1%	COPR	HORWITH	CHUX304
06/03/09	07/06/09	005901148	76394	65,480	52,160	13,320	20.3%	COPR	HORWITH	CHUX304
06/03/09	07/06/09	005901149	76395	75,380	48,400	26,980	35.8%	COPR	HORWITH	JTLX30147
06/03/09	07/06/09	005901150	76396	37,920	51,680	(13,760)	-36.3%	COPR	HORWITH	CHUX304
06/03/09	07/06/09	005901151	76397	24,280	51,620	(27,340)	-112.6%	COPR	HORWITH	JTLX30147
06/03/09	07/06/09	005901152	76398	75,960	50,240	25,720	33.9%	COPR	HORWITH	JTLX30147
06/03/09	07/06/09	005901153	76399	16,780	48,840	(32,060)	-191.1%	COPR	HORWITH	JTLX30147
06/03/09	07/06/09	005901154	76400	51,680	51,060	620	1.2%	COPR	HORWITH	CHUX153
06/03/09	07/06/09	005901155	76401	49,540	51,140	(1,600)	-3.2%	COPR	HORWITH	CHUX175
06/03/09	07/06/09	005901156	76402	67,400	50,540	16,860	25.0%	COPR	HORWITH	CHUX202
06/03/09	07/06/09	005901157	76403	64,960	50,640	14,320	22.0%	COPR	HORWITH	CHUX175
06/03/09	07/06/09	005901158	76404	65,640	51,920	13,720	20.9%	COPR	HORWITH	CHUX175
06/03/09	07/06/09	005901159	76405	19,980	50,440	(30,460)	-152.5%	COPR	HORWITH	CHUX175
06/03/09	07/06/09	005901160	76406	59,500	52,120	7,380	12.4%	COPR	HORWITH	CHUX252
06/03/09	07/06/09	005901161	76407	41,100	51,220	(10,120)	-24.6%	COPR	HORWITH	CHUX202
06/03/09	07/06/09	005901162	76408	33,980	50,780	(16,800)	-49.4%	COPR	HORWITH	CHUX252
06/03/09	07/06/09	005901163	76409	66,580	48,100	18,480	27.8%	COPR	HORWITH	CHUX252
06/03/09	07/06/09	005901164	76410	33,960	50,560	(16,600)	-48.9%	COPR	HORWITH	CHUX252
06/03/09	07/06/09	005901165	76411	21,020	48,200	(27,180)	-129.3%	COPR	HORWITH	CHUX202
06/03/09	07/06/09	005901166	76412	66,660	49,460	17,200	25.8%	COPR	HORWITH	CHUX202
06/03/09	07/06/09	005901167	76413	32,560	50,620	(18,060)	-55.5%	COPR	HORWITH	CHUX124
06/03/09	07/06/09	005901168	76414	67,700	49,600	18,100	26.7%	COPR	HORWITH	CHUX124
06/03/09	07/06/09	005901169	76415	64,960	51,100	13,860	21.3%	COPR	HORWITH	CHUX124
06/03/09	07/06/09	005901170	76416	26,780	48,380	(21,600)	-80.7%	COPR	HORWITH	CHUX181
06/03/09	07/06/09	005901171	76417	75,460	48,420	27,040	35.8%	COPR	HORWITH	CHUX181
06/03/09	07/06/09	005901172	76418	67,240	49,400	17,840	26.5%	COPR	HORWITH	CHUX181
06/03/09	07/06/09	005901173	76419	26,680	51,760	(25,080)	-94.0%	COPR	HORWITH	CHUX181
06/03/09	07/06/09	005901174	76420	69,020	51,160	17,860	25.9%	COPR	HORWITH	CHUX327
06/03/09	07/06/09	005901175	76421	67,560	52,520	15,040	22.3%	COPR	HORWITH	CHUX327
06/03/09	07/06/09	005901176	76422	34,120	52,420	(18,300)	-53.6%	COPR	HORWITH	CHUX327
06/03/09	07/06/09	005901177	76423	34,140	52,400	(18,260)	-53.5%	COPR	HORWITH	CHUX327
06/03/09	07/06/09	005901178	76424	15,440	52,760	(37,320)	-241.7%	COPR	HORWITH	CHUX176
06/03/09	07/06/09	005901179	76425	66,780	51,140	15,640	23.4%	COPR	HORWITH	CHUX176
06/03/09	07/06/09	005901180	76426	65,440	48,100	17,340	26.5%	COPR	HORWITH	CHUX176
06/03/09	07/06/09	005901181	76427	49,760	51,460	(1,700)	-3.4%	COPR	HORWITH	CHUX176
06/03/09	07/06/09	005901182	76428	75,560	50,680	24,880	32.9%	COPR	HORWITH	CHUX253
06/03/09	07/06/09	005901183	76429	67,240	50,720	16,520	24.6%	COPR	HORWITH	CHUX253
06/03/09	07/06/09	005901184	76430	10,780	51,440	(40,660)	-377.2%	COPR	HORWITH	CHUX253
06/03/09	07/06/09	005901185	76431	44,920	51,320	(6,400)	-14.2%	COPR	HORWITH	CHUX253
06/03/09	07/06/09	005901186	76432	34,900	52,020	(17,120)	-49.1%	COPR	HORWITH	CHUX124
06/03/09	07/06/09	005901187	76433	46,640	51,280	(4,640)	-9.9%	COPR	HORWITH	CHUX214
06/03/09	07/06/09	005901188	76434	68,340	50,820	17,520	25.6%	COPR	HORWITH	CHUX214
06/03/09	07/06/09	005901189	76435	66,420	50,880	15,540	23.4%	COPR	HORWITH	CHUX214
06/03/09	07/06/09	005901190	76436	15,300	49,680	(34,380)	-224.7%	COPR	HORWITH	CHUX214
06/03/09	07/06/09	005901191	76437	38,260	49,280	(11,020)	-28.8%	COPR	HORWITH	CHUX230
06/03/09	07/06/09	005901192	76438	66,580	48,200	18,380	27.6%	COPR	HORWITH	CHUX104
06/03/09	07/06/09	005901193	76439	51,260	48,720	2,540	5.0%	COPR	HORWITH	CHUX230
06/03/09	07/06/09	005901194	76440	65,980	50,800	15,180	23.0%	COPR	HORWITH	CHUX230
06/03/09	07/06/09	005901195	76441	38,260	50,200	(11,940)	-31.2%	COPR	HORWITH	CHUX230
06/03/09	07/06/09	005901196	76442	67,480	49,840	17,640	26.1%	COPR	HORWITH	CHUX104

Honeywell

HONEYWELL SA-7 USE HAZARDOUS WASTE TRACKING (2006)										
Date Shipped	Date of Return Manifest	State Manifest	Man. Doc #	Facilty Manifest Weight (lbs)	Estimated Weight (lbs)	Manifest - Estimate (lbs)	Manifest - Estimate (%)	Material	Transporter	RAILCAR #
06/03/09	07/06/09	005901197	76443	27,940	50,340	(22,400)	-80.2%	COPR	HORWITH	CHUX104
06/04/09	07/06/09	005901198	76444	18,920	49,100	(30,180)	-159.5%	COPR	HORWITH	CITX300101
06/04/09	07/06/09	005901199	76445	67,320	49,020	18,300	27.2%	COPR	HORWITH	CITX300101
06/04/09	07/06/09	005901200	76446	66,880	49,460	17,420	26.0%	COPR	HORWITH	CHUX144
06/04/09	07/06/09	005901201	76447	65,180	51,520	13,660	21.0%	COPR	HORWITH	NDYX320427
06/04/09	07/06/09	005901202	76448	67,660	49,780	17,880	26.4%	COPR	HORWITH	JTLX4051
06/04/09	07/06/09	005901203	76449	65,180	51,080	14,100	21.6%	COPR	HORWITH	CITX300101
06/04/09	07/06/09	005901204	76450	42,700	49,360	(6,660)	-15.6%	COPR	HORWITH	CITX300101
06/04/09	07/06/09	005901205	76451	31,200	48,920	(17,720)	-56.8%	COPR	HORWITH	JTLX264
06/04/09	07/06/09	005901206	76452	67,580	48,080	19,500	28.9%	COPR	HORWITH	JTLX265
06/04/09	07/06/09	005901207	76453	67,760	50,040	17,720	26.2%	COPR	HORWITH	JTLX264
06/04/09	07/06/09	005901208	76454	65,220	50,840	14,380	22.0%	COPR	HORWITH	JTLX264
06/04/09	07/06/09	005901209	76455	32,820	50,180	(17,360)	-52.9%	COPR	HORWITH	JTLX264
06/04/09	07/06/09	005901210	76456	75,140	50,620	24,520	32.6%	COPR	HORWITH	JTLX265
06/04/09	07/06/09	005901211	76457	26,800	50,020	(23,220)	-86.6%	COPR	HORWITH	JTLX265
06/04/09	07/06/09	005901212	76458	66,100	48,940	17,160	26.0%	COPR	HORWITH	JTLX4051
06/04/09	07/06/09	005901213	76459	49,260	50,440	(1,180)	-2.4%	COPR	HORWITH	CEFX35248
06/04/09	07/06/09	005901214	76460	26,800	49,000	(22,200)	-82.8%	COPR	HORWITH	JTLX265
06/04/09	07/06/09	005901215	76461	43,500	52,200	(8,700)	-20.0%	COPR	HORWITH	JTLX268
06/04/09	07/06/09	005901216	76462	75,980	51,900	24,080	31.7%	COPR	HORWITH	JTLX268
06/04/09	07/06/09	005901217	76463	67,980	50,580	17,400	25.6%	COPR	HORWITH	JTLX268
06/04/09	07/06/09	005901218	76464	65,060	50,660	14,400	22.1%	COPR	HORWITH	CEFX35851
06/04/09	07/06/09	005901219	76465	14,620	51,520	(36,900)	-252.4%	COPR	HORWITH	JTLX268
06/04/09	07/06/09	005901220	76466	27,940	48,780	(20,840)	-74.6%	COPR	HORWITH	CHUX104
06/04/09	07/06/09	005901221	76467	22,220	48,240	(26,020)	-117.1%	COPR	HORWITH	CHUX144
06/04/09	07/06/09	005901222	76468	47,700	49,980	(2,280)	-4.8%	COPR	HORWITH	JTLX4051
06/04/09	07/06/09	005901223	76469	75,660	48,440	27,220	36.0%	COPR	HORWITH	CHUX272
06/04/09	07/06/09	005901224	76470	13,120	49,680	(36,560)	-278.7%	COPR	HORWITH	JTLX4051
06/04/09	07/06/09	005901225	76471	65,320	49,920	15,400	23.6%	COPR	HORWITH	CEFX35248
06/04/09	07/06/09	005901226	76472	10,640	48,020	(37,380)	-351.3%	COPR	HORWITH	CEFX35841
06/04/09	07/06/09	005901227	76473	67,180	50,420	16,760	24.9%	COPR	HORWITH	CEFX35248
06/04/09	07/06/09	005901228	76474	71,080	50,420	20,660	29.1%	COPR	HORWITH	CHUX272
06/04/09	07/06/09	005901229	76475	52,580	49,020	3,560	6.8%	COPR	HORWITH	NDYX320427
06/04/09	07/06/09	005901230	76476	6,880	48,900	(42,020)	-610.8%	COPR	HORWITH	NDYX320427
06/04/09	07/06/09	005901231	76477	60,940	48,100	12,840	21.1%	COPR	HORWITH	CITX300124
06/04/09	07/06/09	005901232	76478	67,620	48,000	19,620	29.0%	COPR	HORWITH	CITX300124
06/04/09	07/06/09	005901233	76479	66,460	48,140	18,320	27.6%	COPR	HORWITH	CEFX35851
06/04/09	07/06/09	005901234	76480	66,800	48,060	18,740	28.1%	COPR	HORWITH	NDYX320427
06/04/09	07/06/09	005901235	76481	24,340	52,460	(28,120)	-115.5%	COPR	HORWITH	CHUX272
06/04/09	07/06/09	005901236	76482	54,460	51,600	2,860	5.3%	COPR	HORWITH	CEFX35851
06/04/09	07/06/09	005901237	76483	25,940	49,560	(23,620)	-91.1%	COPR	HORWITH	CHUX144
06/04/09	07/06/09	005901238	76484	45,240	48,020	(2,780)	-6.1%	COPR	HORWITH	CITX300124
06/04/09	07/06/09	005901239	76485	76,680	48,960	27,720	36.2%	COPR	HORWITH	CHUX144
06/04/09	07/06/09	005901240	76486	24,340	48,820	(24,480)	-100.6%	COPR	HORWITH	CHUX272
06/04/09	07/06/09	005901241	76487	12,780	49,060	(36,280)	-283.9%	COPR	HORWITH	CITX300124
06/05/09	07/06/09	005901242	76488	50,260	49,580	680	1.4%	COPR	HORWITH	JTLX30136
06/05/09	07/06/09	005901243	76489	67,020	49,220	17,800	26.6%	COPR	HORWITH	JTLX30136
06/05/09	07/06/09	005901244	76490	66,140	50,820	15,320	23.2%	COPR	HORWITH	JTLX30136
06/05/09	07/06/09	005901245	76491	15,260	50,480	(35,220)	-230.8%	COPR	HORWITH	JTLX30136
06/05/09	07/06/09	005901246	76492	66,840	49,820	17,020	25.5%	COPR	HORWITH	CHUX150
06/05/09	07/06/09	005901247	76493	50,300	50,200	100	0.2%	COPR	HORWITH	CHUX150
06/05/09	07/06/09	005901248	76494	64,380	51,460	12,920	20.1%	COPR	HORWITH	CHUX150
06/05/09	07/06/09	005901249	76495	28,320	50,380	(22,060)	-77.9%	COPR	HORWITH	DJLX98519
06/05/09	07/06/09	005901250	76496	15,020	50,000	(34,980)	-232.9%	COPR	HORWITH	CHUX150
06/05/09	07/06/09	005901251	76497	77,240	50,300	26,940	34.9%	COPR	HORWITH	DJLX98519
06/05/09	07/06/09	005901252	76498	68,780	50,960	17,820	25.9%	COPR	HORWITH	DJLX98519
06/05/09	07/06/09	005901253	76499	28,320	51,460	(23,140)	-81.7%	COPR	HORWITH	DJLX98519
06/05/09	07/06/09	005901254	76500	20,320	48,380	(28,060)	-138.1%	COPR	HORWITH	JTLX30102
06/05/09	07/06/09	005901255	76501	75,940	49,320	26,620	35.1%	COPR	HORWITH	JTLX30102
06/05/09	07/06/09	005901256	76502	67,960	48,520	19,440	28.6%	COPR	HORWITH	JTLX30102
06/05/09	07/06/09	005901257	76503	26,520	48,860	(22,340)	-84.2%	COPR	HORWITH	JTLX30102
06/05/09	07/06/09	005901258	76504	28,500	49,440	(20,940)	-73.5%	COPR	HORWITH	JTLX30100
06/05/09	07/06/09	005901259	76505	65,560	51,420	14,140	21.6%	COPR	HORWITH	JTLX30100
06/05/09	07/06/09	005901260	76506	75,800	49,440	26,360	34.8%	COPR	HORWITH	JTLX30100
06/05/09	07/06/09	005901261	76507	28,020	50,600	(22,580)	-80.6%	COPR	HORWITH	JTLX30100
06/05/09	07/06/09	005901262	76508	54,100	52,180	1,920	3.5%	COPR	HORWITH	JTLX30152
06/05/09	07/06/09	005901263	76509	67,160	51,800	15,360	22.9%	COPR	HORWITH	JTLX30152
06/05/09	07/06/09	005901264	76510	64,960	51,520	13,440	20.7%	COPR	HORWITH	JTLX30152
06/05/09	07/06/09	005901265	76511	14,940	51,480	(36,540)	-244.6%	COPR	HORWITH	JTLX30152
06/05/09	07/06/09	005901266	76512	12,700	48,240	(35,540)	-279.8%	COPR	HORWITH	CEFX35248
06/05/09	07/06/09	005901267	76513	52,520	50,520	2,000	3.8%	COPR	HORWITH	JTLX30163
06/05/09	07/06/09	005901268	76514	66,560	49,480	17,080	25.7%	COPR	HORWITH	JTLX30163
06/05/09	07/06/09	005901269	76515	66,900	48,100	18,800	28.1%	COPR	HORWITH	JTLX30163
06/05/09	07/06/09	005901270	76516	53,640	49,600	4,040	7.5%	COPR	HORWITH	CHUX103

Honeywell

HONEYWELL SA-7 USE HAZARDOUS WASTE TRACKING (2006)										
Date Shipped	Date of Return Manifest	State Manifest	Man. Doc #	Facilty Manifest Weight (lbs)	Estimated Weight (lbs)	Manifest - Estimate (lbs)	Manifest - Estimate (%)	Material	Transporter	RAILCAR #
06/05/09	07/06/09	005901271	76517	67,800	51,880	15,920	23.5%	COPR	HORWITH	CHUX103
06/05/09	07/06/09	005901272	76518	65,720	49,800	15,920	24.2%	COPR	HORWITH	CHUX103
06/05/09	07/06/09	005901273	76519	9,940	49,380	(39,440)	-396.8%	COPR	HORWITH	CHUX103
06/05/09	07/06/09	005901274	76520	65,660	49,720	15,940	24.3%	COPR	HORWITH	CEFX35838
06/05/09	07/06/09	005901275	76521	52,940	49,240	3,700	7.0%	COPR	HORWITH	CEFX35838
06/05/09	07/06/09	005901276	76522	38,280	50,020	(11,740)	-30.7%	COPR	HORWITH	CEFX35838
06/05/09	07/06/09	005901277	76523	38,280	51,620	(13,340)	-34.8%	COPR	HORWITH	CEFX35838
06/05/09	07/06/09	005901278	76524	51,840	52,080	(240)	-0.5%	COPR	HORWITH	CHUX256
06/05/09	07/06/09	005901279	76525	65,080	50,740	14,340	22.0%	COPR	HORWITH	CHUX256
06/05/09	07/06/09	005901280	76526	66,060	50,360	15,700	23.8%	COPR	HORWITH	CHUX256
06/05/09	07/06/09	005901281	76527	13,400	48,000	(34,600)	-258.2%	COPR	HORWITH	CHUX256
06/05/09	07/06/09	005901282	76528	67,160	50,420	16,740	24.9%	COPR	HORWITH	CEFX35798
06/05/09	07/06/09	005901283	76529	35,040	51,380	(16,340)	-46.6%	COPR	HORWITH	CEFX35798
06/05/09	07/06/09	005901284	76530	76,120	49,920	26,200	34.4%	COPR	HORWITH	CEFX35798
06/05/09	07/06/09	005901285	76531	15,980	49,340	(33,360)	-208.8%	COPR	HORWITH	CEFX35798
06/05/09	07/06/09	005901286	76532	59,080	48,220	10,860	18.4%	COPR	HORWITH	JTLX50
06/05/09	07/06/09	005901287	76533	67,860	49,300	18,560	27.4%	COPR	HORWITH	JTLX50
06/05/09	07/06/09	005901288	76534	24,020	50,880	(26,860)	-111.8%	COPR	HORWITH	CHUX208
06/05/09	07/06/09	005901289	76535	67,400	51,180	16,220	24.1%	COPR	HORWITH	CHUX208
06/05/09	07/06/09	005901290	76536	64,640	50,520	14,120	21.8%	COPR	HORWITH	CHUX208
06/05/09	07/06/09	005901291	76537	65,620	48,920	16,700	25.4%	COPR	HORWITH	JTLX50
06/05/09	07/06/09	005901292	76538	42,320	48,880	(6,560)	-15.5%	COPR	HORWITH	CHUX208
06/05/09	07/06/09	005901293	76539	5,340	52,280	(46,940)	-879.0%	COPR	HORWITH	JTLX50
06/05/09	07/06/09	005901294	76540	6,560	49,060	(42,500)	-647.9%	COPR	HORWITH	JTLX30163
06/05/09	07/06/09	005901295	76541	69,000	50,460	18,540	26.9%	COPR	HORWITH	JTLX30168
06/05/09	07/06/09	005901296	76542	77,420	50,580	26,840	34.7%	COPR	HORWITH	JTLX30168
06/05/09	07/06/09	005901297	76543	25,480	49,260	(23,780)	-93.3%	COPR	HORWITH	JTLX30168
06/08/09	07/06/09	005901298	76544	13,760	51,360	(37,600)	-273.3%	COPR	HORWITH	NDYX320337
06/08/09	07/06/09	005901299	76545	76,060	51,000	25,060	32.9%	COPR	HORWITH	NDYX320337
06/08/09	07/06/09	005901300	76546	64,400	49,520	14,880	23.1%	COPR	HORWITH	CHUX126
06/08/09	07/06/09	005901301	76547	75,060	51,520	23,540	31.4%	COPR	HORWITH	NDYX320337
06/08/09	07/06/09	005901302	76548	35,820	51,960	(16,140)	-45.1%	COPR	HORWITH	NDYX320337
06/08/09	07/06/09	005901303	76549	13,400	49,840	(36,440)	-271.9%	COPR	HORWITH	CHUX126
06/08/09	07/06/09	005901304	76550	67,560	50,380	17,180	25.4%	COPR	HORWITH	CHUX126
06/08/09	07/06/09	005901305	76551	51,760	50,860	900	1.7%	COPR	HORWITH	CHUX126
06/08/09	07/06/09	005901306	76552	32,340	51,080	(18,740)	-57.9%	COPR	HORWITH	JTLX30145
06/08/09	07/06/09	005901307	76553	67,560	52,160	15,400	22.8%	COPR	HORWITH	JTLX30145
06/08/09	07/06/09	005901308	76554	64,460	51,940	12,520	19.4%	COPR	HORWITH	JTLX30145
06/08/09	07/06/09	005901309	76555	39,340	51,980	(12,640)	-32.1%	COPR	HORWITH	JTLX30145
06/08/09	07/06/09	005901310	76556	31,760	49,660	(17,900)	-56.4%	COPR	HORWITH	CEFX35800
06/08/09	07/06/09	005901311	76557	66,860	49,380	17,480	26.1%	COPR	HORWITH	CEFX35800
06/08/09	07/06/09	005901312	76558	65,000	49,600	15,400	23.7%	COPR	HORWITH	CEFX35800
06/08/09	07/06/09	005901313	76559	33,640	50,400	(16,760)	-49.8%	COPR	HORWITH	CEFX35800
06/08/09	07/06/09	005901314	76560	59,220	51,000	8,220	13.9%	COPR	HORWITH	JTLX30170
06/08/09	07/06/09	005901315	76561	68,240	51,660	16,580	24.3%	COPR	HORWITH	JTLX30170
06/08/09	07/06/09	005901316	76562	33,700	49,740	(16,040)	-47.6%	COPR	HORWITH	JTLX30170
06/08/09	07/06/09	005901317	76563	64,760	51,020	13,740	21.2%	COPR	HORWITH	CEFX35828
06/08/09	07/06/09	005901318	76564	33,700	50,100	(16,400)	-48.7%	COPR	HORWITH	JTLX30170
06/08/09	07/06/09	005901319	76565	68,060	51,700	16,360	24.0%	COPR	HORWITH	CEFX35828
06/08/09	07/06/09	005901320	76566	33,360	49,300	(15,940)	-47.8%	COPR	HORWITH	CEFX35828
06/08/09	07/06/09	005901321	76567	76,220	49,960	26,260	34.5%	COPR	HORWITH	JTLX30159
06/08/09	07/06/09	005901322	76568	25,460	51,900	(26,440)	-103.8%	COPR	HORWITH	JTLX30168
06/08/09	07/06/09	005901323	76569	33,380	49,460	(16,080)	-48.2%	COPR	HORWITH	CEFX35828
06/08/09	07/06/09	005901324	76570	76,260	50,600	25,660	33.6%	COPR	HORWITH	JTLX30159
06/08/09	07/06/09	005901325	76571	21,880	51,260	(29,380)	-134.3%	COPR	HORWITH	JTLX30159
06/08/09	07/06/09	005901326	76572	20,300	50,420	(30,120)	-148.4%	COPR	HORWITH	CHUX222
06/08/09	07/06/09	005901327	76573	19,780	49,160	(29,380)	-148.5%	COPR	HORWITH	NDYX320329
06/08/09	07/06/09	005901328	76574	67,840	50,060	17,780	26.2%	COPR	HORWITH	CHUX222
06/08/09	07/06/09	005901329	76575	76,800	49,440	27,360	35.6%	COPR	HORWITH	CHUX222
06/08/09	07/06/09	005901330	76576	28,960	48,100	(19,140)	-66.1%	COPR	HORWITH	CHUX222
06/08/09	07/06/09	005901331	76577	68,740	48,320	20,420	29.7%	COPR	HORWITH	NDYX320329
06/08/09	07/06/09	005901332	76578	67,320	50,420	16,900	25.1%	COPR	HORWITH	NDYX320329
06/08/09	07/06/09	005901333	76579	38,400	50,820	(12,420)	-32.3%	COPR	HORWITH	NDYX320329
06/08/09	07/06/09	005901334	76580	76,320	49,840	26,480	34.7%	COPR	HORWITH	CHUX102
06/08/09	07/06/09	005901335	76581	24,220	51,780	(27,560)	-113.8%	COPR	HORWITH	CHUX102
06/08/09	07/06/09	005901336	76582	76,040	49,720	26,320	34.6%	COPR	HORWITH	CHUX102
06/08/09	07/06/09	005901337	76583	24,220	51,900	(27,680)	-114.3%	COPR	HORWITH	CHUX102
06/08/09	07/06/09	005901338	76584	67,100	52,040	15,060	22.4%	COPR	HORWITH	CHUX261
06/08/09	07/06/09	005901339	76585	66,560	49,460	17,100	25.7%	COPR	HORWITH	CHUX261
06/08/09	07/06/09	005901340	76586	33,640	49,960	(16,320)	-48.5%	COPR	HORWITH	CHUX261
06/08/09	07/06/09	005901341	76587	33,620	50,060	(16,440)	-48.9%	COPR	HORWITH	CHUX261
06/08/09	07/06/09	005901342	76588	45,160	49,980	(4,820)	-10.7%	COPR	HORWITH	JTLX30134
06/08/09	07/06/09	005901343	76589	76,200	50,740	25,460	33.4%	COPR	HORWITH	JTLX30134
06/08/09	07/06/09	005901344	76590	37,620	49,240	(11,620)	-30.9%	COPR	HORWITH	JTLX30134

HONEYWELL SA-7 USE HAZARDOUS WASTE TRACKING (2006)										
Date Shipped	Date of Return Manifest	State Manifest	Man. Doc #	Facilty Manifest Weight (lbs)	Estimated Weight (lbs)	Manifest - Estimate (lbs)	Manifest - Estimate (%)	Material	Transporter	RAILCAR #
06/08/09	07/06/09	005901345	76591	37,620	49,060	(11,440)	-30.4%	COPR	HORWITH	JTLX30134
06/08/09	07/06/09	005901346	76592	16,980	50,240	(33,260)	-195.9%	COPR	HORWITH	CEFX35811
06/08/09	07/06/09	005901347	76593	44,360	50,700	(6,340)	-14.3%	COPR	HORWITH	CEFX35811
06/08/09	07/06/09	005901348	76594	68,860	49,060	19,800	28.8%	COPR	HORWITH	CEFX35811
06/08/09	07/06/09	005901349	76595	68,080	51,240	16,840	24.7%	COPR	HORWITH	CEFX35811
06/08/09	07/06/09	005901350	76596	54,380	50,940	3,440	6.3%	COPR	HORWITH	CHUX240
06/08/09	07/06/09	005901351	76597	9,640	50,940	(41,300)	-428.4%	COPR	HORWITH	CHUX240
06/08/09	07/06/09	005901352	76598	68,660	50,500	18,160	26.4%	COPR	HORWITH	CHUX240
06/08/09	07/06/09	005901353	76599	65,360	49,580	15,780	24.1%	COPR	HORWITH	CHUX240
06/09/09	07/06/09	005901354	76600	65,400	51,040	14,360	22.0%	COPR	HORWITH	CHUX205
06/09/09	07/06/09	005901355	76601	32,980	50,060	(17,080)	-51.8%	COPR	HORWITH	CHUX205
06/09/09	07/06/09	005901356	76602	66,360	49,660	16,700	25.2%	COPR	HORWITH	CHUX205
06/09/09	07/06/09	005901357	76603	32,980	50,060	(17,080)	-51.8%	COPR	HORWITH	CHUX205
06/09/09	07/06/09	005901358	76604	24,600	48,480	(23,880)	-97.1%	COPR	HORWITH	JTLX30166
06/09/09	07/06/09	005901359	76605	68,600	49,540	19,060	27.8%	COPR	HORWITH	JTLX30166
06/09/09	07/06/09	005901360	76606	68,020	49,800	18,220	26.8%	COPR	HORWITH	JTLX30166
06/09/09	07/06/09	005901361	76607	32,360	50,480	(18,120)	-56.0%	COPR	HORWITH	JTLX30166
06/09/09	07/06/09	005901362	76608	21,880	49,720	(27,840)	-127.2%	COPR	HORWITH	JTLX30159
06/09/09	07/06/09	005901363	76609	22,860	49,640	(26,780)	-117.1%	COPR	HORWITH	CHUX148
06/09/09	07/06/09	005901364	76610	76,440	48,980	27,460	35.9%	COPR	HORWITH	CHUX148
06/09/09	07/06/09	005901365	76611	68,020	48,800	19,220	28.3%	COPR	HORWITH	CHUX148
06/09/09	07/06/09	005901366	76612	68,120	50,560	17,560	25.8%	COPR	HORWITH	CITX300123
06/09/09	07/06/09	005901367	76613	24,340	48,260	(23,920)	-98.3%	COPR	HORWITH	CHUX148
06/09/09	07/06/09	005901368	76614	41,560	49,080	(7,520)	-18.1%	COPR	HORWITH	CITX300123
06/09/09	07/06/09	005901369	76615	17,000	49,240	(32,240)	-189.6%	COPR	HORWITH	CITX300123
06/09/09	07/06/09	005901370	76616	67,920	50,620	17,300	25.5%	COPR	HORWITH	CITX300123
06/09/09	07/06/09	005901371	76617	76,500	50,560	25,940	33.9%	COPR	HORWITH	CEFX35849
06/09/09	07/06/09	005901372	76618	76,100	49,860	26,240	34.5%	COPR	HORWITH	CEFX35849
06/09/09	07/06/09	005901373	76619	25,500	52,060	(26,560)	-104.2%	COPR	HORWITH	CEFX35849
06/09/09	07/06/09	005901374	76620	25,500	50,520	(25,020)	-98.1%	COPR	HORWITH	CEFX35849
06/09/09	07/06/09	005901375	76621	41,440	50,380	(8,940)	-21.6%	COPR	HORWITH	JTLX105
06/09/09	07/06/09	005901376	76622	76,040	49,280	26,760	35.2%	COPR	HORWITH	JTLX105
06/09/09	07/06/09	005901377	76623	37,740	49,520	(11,780)	-31.2%	COPR	HORWITH	JTLX105
06/09/09	07/06/09	005901378	76624	37,740	49,080	(11,340)	-30.0%	COPR	HORWITH	JTLX105
06/09/09	07/06/09	005901379	76625	25,460	49,040	(23,580)	-92.6%	COPR	HORWITH	JTLX279
06/09/09	07/06/09	005901380	76626	76,080	50,180	25,900	34.0%	COPR	HORWITH	JTLX279
06/09/09	07/06/09	005901381	76627	67,860	50,800	17,060	25.1%	COPR	HORWITH	JTLX279
06/09/09	07/06/09	005901382	76628	26,680	48,880	(22,200)	-83.2%	COPR	HORWITH	JTLX279
06/09/09	07/06/09	005901383	76629	58,060	51,100	6,960	12.0%	COPR	HORWITH	CHUX299
06/09/09	07/06/09	005901384	76630	66,500	50,060	16,440	24.7%	COPR	HORWITH	CHUX299
06/09/09	07/06/09	005901385	76631	66,960	51,180	15,780	23.6%	COPR	HORWITH	CHUX299
06/09/09	07/06/09	005901386	76632	7,660	50,200	(42,540)	-555.4%	COPR	HORWITH	CHUX299
06/09/09	07/06/09	005901387	76633	38,380	52,120	(13,740)	-35.8%	COPR	HORWITH	JTLX30151
06/09/09	07/06/09	005901388	76634	75,800	50,100	25,700	33.9%	COPR	HORWITH	JTLX30151
06/09/09	07/06/09	005901389	76635	74,940	50,940	24,000	32.0%	COPR	HORWITH	JTLX30151
06/09/09	07/06/09	005901390	76636	7,920	49,280	(41,360)	-522.2%	COPR	HORWITH	JTLX30151
06/09/09	07/06/09	005901391	76637	76,040	51,720	24,320	32.0%	COPR	HORWITH	JTLX30161
06/09/09	07/06/09	005901392	76638	58,060	50,440	7,620	13.1%	COPR	HORWITH	JTLX30161
06/09/09	07/06/09	005901393	76639	32,720	49,160	(16,440)	-50.2%	COPR	HORWITH	JTLX30161
06/10/09	07/06/09	005901394	76640	27,600	48,600	(21,000)	-76.1%	COPR	HORWITH	JTLX175
06/10/09	07/06/09	005901395	76641	76,620	50,960	25,660	33.5%	COPR	HORWITH	JTLX175
06/10/09	07/06/09	005901396	76642	68,700	49,540	19,160	27.9%	COPR	HORWITH	JTLX175
06/10/09	07/06/09	005901397	76643	20,660	50,060	(29,400)	-142.3%	COPR	HORWITH	JTLX175
06/10/09	07/06/09	005901398	76644	75,860	50,880	24,980	32.9%	COPR	HORWITH	DJLX98504
06/10/09	07/06/09	005901399	76645	67,100	48,900	18,200	27.1%	COPR	HORWITH	DJLX98504
06/10/09	07/06/09	005901400	76646	24,540	49,920	(25,380)	-103.4%	COPR	HORWITH	DJLX98504
06/10/09	07/06/09	005901401	76647	32,740	50,300	(17,560)	-53.6%	COPR	HORWITH	JTLX30161
06/10/09	07/06/09	005901402	76648	24,540	50,120	(25,580)	-104.2%	COPR	HORWITH	DJLX98504
06/10/09	07/06/09	005901403	76649	76,180	50,020	26,160	34.3%	COPR	HORWITH	JTLX175
06/10/09	07/06/09	005901404	76650	43,240	48,960	(5,720)	-13.2%	COPR	HORWITH	JTLX175
06/10/09	07/06/09	005901405	76651	67,480	49,100	18,380	27.2%	COPR	HORWITH	JTLX175
06/10/09	07/06/09	005901406	76652	6,040	49,300	(43,260)	-716.2%	COPR	HORWITH	JTLX175
06/10/09	07/06/09	005901407	76653	35,080	51,600	(16,520)	-47.1%	COPR	HORWITH	CEFX35843
06/10/09	07/06/09	005901408	76654	68,300	50,620	17,680	25.9%	COPR	HORWITH	CEFX35843
06/10/09	07/06/09	005901409	76655	68,760	49,520	19,240	28.0%	COPR	HORWITH	CEFX35843
06/10/09	07/06/09	005901410	76656	24,320	49,740	(25,420)	-104.5%	COPR	HORWITH	CEFX35843
06/10/09	07/06/09	005901411	76657	9,120	48,800	(39,680)	-435.1%	COPR	HORWITH	JTLX236
06/10/09	07/06/09	005901412	76658	67,300	48,300	19,000	28.2%	COPR	HORWITH	JTLX236
06/10/09	07/06/09	005901413	76659	76,400	50,620	25,780	33.7%	COPR	HORWITH	JTLX236
06/10/09	07/06/09	005901414	76660	41,180	48,000	(6,820)	-16.6%	COPR	HORWITH	JTLX236
06/10/09	07/06/09	005901415	76661	63,160	49,960	13,200	20.9%	COPR	HORWITH	JTLX239
06/10/09	07/06/09	005901416	76662	65,720	49,680	16,040	24.4%	COPR	HORWITH	JTLX239
06/10/09	07/06/09	005901417	76663	33,480	50,020	(16,540)	-49.4%	COPR	HORWITH	JTLX239
06/10/09	07/06/09	005901418	76664	33,460	50,340	(16,880)	-50.4%	COPR	HORWITH	JTLX239

HONEYWELL SA-7 USE HAZARDOUS WASTE TRACKING (2006)										
Date Shipped	Date of Return Manifest	State Manifest	Man. Doc #	Facilty Manifest Weight (lbs)	Estimated Weight (lbs)	Manifest - Estimate (lbs)	Manifest - Estimate (%)	Material	Transporter	RAILCAR #
06/10/09	07/06/09	005901419	76665	10,720	49,980	(39,260)	-366.2%	COPR	HORWITH	CHUX224
06/10/09	07/06/09	005901420	76666	65,380	50,360	15,020	23.0%	COPR	HORWITH	CHUX224
06/10/09	07/06/09	005901421	76667	67,660	51,420	16,240	24.0%	COPR	HORWITH	CHUX224
06/10/09	07/06/09	005901422	76668	9,620	49,560	(39,940)	-415.2%	COPR	HORWITH	JTLX118
06/10/09	07/06/09	005901423	76669	68,260	49,160	19,100	28.0%	COPR	HORWITH	JTLX118
06/10/09	07/06/09	005901424	76670	67,140	49,020	18,120	27.0%	COPR	HORWITH	JTLX118
06/10/09	07/06/09	005901425	76671	49,520	50,080	(560)	-1.1%	COPR	HORWITH	JTLX118
06/10/09	07/06/09	005901426	76672	50,820	49,940	880	1.7%	COPR	HORWITH	NDYX320467
06/10/09	07/06/09	005901427	76673	66,880	49,840	17,040	25.5%	COPR	HORWITH	NDYX320467
06/10/09	07/06/09	005901428	76674	54,120	49,900	4,220	7.8%	COPR	HORWITH	CHUX223
06/10/09	07/06/09	005901429	76675	76,500	50,780	25,720	33.6%	COPR	HORWITH	NDYX320467
06/10/09	07/06/09	005901430	76676	4,580	49,720	(45,140)	-985.6%	COPR	HORWITH	NDYX320467
06/10/09	07/06/09	005901431	76677	68,820	49,820	19,000	27.6%	COPR	HORWITH	CHUX223
06/10/09	07/06/09	005901432	76678	67,880	50,660	17,220	25.4%	COPR	HORWITH	CHUX223
06/10/09	07/06/09	005901433	76679	8,680	51,040	(42,360)	-488.0%	COPR	HORWITH	CHUX223
06/10/09	07/06/09	005901434	76680	48,180	49,380	(1,200)	-2.5%	COPR	HORWITH	NDYX320452
06/10/09	07/06/09	005901435	76681	68,400	50,500	17,900	26.2%	COPR	HORWITH	NDYX320452
06/10/09	07/06/09	005901436	76682	67,220	50,120	17,100	25.4%	COPR	HORWITH	NDYX320452
06/10/09	07/06/09	005901437	76683	12,940	49,420	(36,480)	-281.9%	COPR	HORWITH	NDYX320452
06/10/09	07/06/09	005901438	76684	67,600	51,420	16,180	23.9%	COPR	HORWITH	JTLX30142
06/10/09	07/06/09	005901439	76685	41,500	50,380	(8,880)	-21.4%	COPR	HORWITH	JTLX30142
06/10/09	07/06/09	005901440	76686	76,140	51,060	25,080	32.9%	COPR	HORWITH	JTLX30142
06/10/09	07/06/09	005901441	76687	12,940	50,060	(37,120)	-286.9%	COPR	HORWITH	JTLX30142
06/10/09	07/06/09	005901442	76688	76,100	50,980	25,120	33.0%	COPR	HORWITH	JTLX30140
06/10/09	07/06/09	005901443	76689	71,720	49,500	22,220	31.0%	COPR	HORWITH	CITX300142
06/10/09	07/06/09	005901444	76690	29,540	52,000	(22,460)	-76.0%	COPR	HORWITH	CITX300142
06/10/09	07/06/09	005901445	76691	68,020	51,080	16,940	24.9%	COPR	HORWITH	CITX300142
06/10/09	07/06/09	005901446	76692	29,560	50,420	(20,860)	-70.6%	COPR	HORWITH	CITX300142
06/10/09	07/06/09	005901447	76693	21,360	51,780	(30,420)	-142.4%	COPR	HORWITH	JTLX30140
06/10/09	07/06/09	005901448	76694	67,220	50,520	16,700	24.8%	COPR	HORWITH	JTLX30140
06/10/09	07/06/09	005901449	76695	34,880	51,400	(16,520)	-47.4%	COPR	HORWITH	JTLX30140
06/11/09	07/06/09	005901450	76696	59,620	49,380	10,240	17.2%	COPR	HORWITH	CHUX293
06/11/09	07/06/09	005901451	76697	63,140	49,180	13,960	22.1%	COPR	HORWITH	CITX300161
06/11/09	07/06/09	005901452	76698	67,220	51,780	15,440	23.0%	COPR	HORWITH	CHUX293
06/11/09	07/06/09	005901453	76699	32,920	50,680	(17,760)	-53.9%	COPR	HORWITH	CHUX293
06/11/09	07/06/09	005901454	76700	54,940	51,360	3,580	6.5%	COPR	HORWITH	CHUX224
06/11/09	07/06/09	005901455	76701	32,940	49,960	(17,020)	-51.7%	COPR	HORWITH	CHUX293
06/11/09	07/06/09	005901456	76702	67,080	49,100	17,980	26.8%	COPR	HORWITH	CITX300161
06/11/09	07/06/09	005901457	76703	11,520	51,720	(40,200)	-349.0%	COPR	HORWITH	CITX300134
06/11/09	07/06/09	005901458	76704	45,140	51,760	(6,620)	-14.7%	COPR	HORWITH	CITX300134
06/11/09	07/06/09	005901459	76705	33,080	48,880	(15,800)	-47.8%	COPR	HORWITH	CITX300161
06/11/09	07/06/09	005901460	76706	75,780	50,300	25,480	33.6%	COPR	HORWITH	CITX300134
06/11/09	07/06/09	005901461	76707	33,100	50,400	(17,300)	-52.3%	COPR	HORWITH	CITX300161
06/11/09	07/06/09	005901462	76708	76,140	48,120	28,020	36.8%	COPR	HORWITH	CHUX200
06/11/09	07/06/09	005901463	76709	32,560	48,080	(15,520)	-47.7%	COPR	HORWITH	JTLX177
06/11/09	07/06/09	005901464	76710	65,120	48,440	16,680	25.6%	COPR	HORWITH	CITX300134
06/11/09	07/06/09	005901465	76711	61,060	49,660	11,400	18.7%	COPR	HORWITH	CHUX200
06/11/09	07/06/09	005901466	76712	28,120	48,680	(20,560)	-73.1%	COPR	HORWITH	CHUX200
06/11/09	07/06/09	005901467	76713	67,120	50,240	16,880	25.1%	COPR	HORWITH	CITX300168
06/11/09	07/06/09	005901468	76714	28,120	51,300	(23,180)	-82.4%	COPR	HORWITH	CHUX200
06/11/09	07/06/09	005901469	76715	67,840	49,740	18,100	26.7%	COPR	HORWITH	JTLX177
06/11/09	07/06/09	005901470	76716	65,320	49,980	15,340	23.5%	COPR	HORWITH	CHUX139
06/11/09	07/06/09	005901471	76717	30,100	51,760	(21,660)	-72.0%	COPR	HORWITH	CITX300168
06/11/09	07/06/09	005901472	76718	69,680	51,920	17,760	25.5%	COPR	HORWITH	JTLX177
06/11/09	07/06/09	005901473	76719	32,540	51,080	(18,540)	-57.0%	COPR	HORWITH	JTLX177
06/11/09	07/06/09	005901474	76720	66,460	49,300	17,160	25.8%	COPR	HORWITH	CITX300168
06/11/09	07/06/09	005901475	76721	31,420	51,260	(19,840)	-63.1%	COPR	HORWITH	CITX300168
06/11/09	07/06/09	005901476	76722	26,760	49,620	(22,860)	-85.4%	COPR	HORWITH	CHUX139
06/11/09	07/06/09	005901477	76723	67,840	51,040	16,800	24.8%	COPR	HORWITH	CHUX139
06/11/09	07/06/09	005901478	76724	37,220	50,100	(12,880)	-34.6%	COPR	HORWITH	JTLX30131
06/11/09	07/06/09	005901479	76725	75,660	49,100	26,560	35.1%	COPR	HORWITH	JTLX30131
06/11/09	07/06/09	005901480	76726	67,660	49,740	17,920	26.5%	COPR	HORWITH	JTLX30131
06/11/09	07/06/09	005901481	76727	67,140	51,080	16,060	23.9%	COPR	HORWITH	CEFX35835
06/11/09	07/06/09	005901482	76728	76,560	50,140	26,420	34.5%	COPR	HORWITH	CEFX35835
06/11/09	07/06/09	005901483	76729	13,980	50,420	(36,440)	-260.7%	COPR	HORWITH	JTLX30131
06/11/09	07/06/09	005901484	76730	34,020	50,240	(16,220)	-47.7%	COPR	HORWITH	CEFX35835
06/11/09	07/06/09	005901485	76731	22,360	51,020	(28,660)	-128.2%	COPR	HORWITH	CEFX35835
06/11/09	07/06/09	005901486	76732	38,720	51,660	(12,940)	-33.4%	COPR	HORWITH	CHUX139
06/11/09	07/06/09	005901487	76733	34,300	48,780	(14,480)	-42.2%	COPR	HORWITH	CHUX305
06/11/09	07/06/09	005901488	76734	76,900	48,080	28,820	37.5%	COPR	HORWITH	CHUX305
06/11/09	07/06/09	005901489	76735	66,600	49,100	17,500	26.3%	COPR	HORWITH	CHUX305
06/11/09	07/06/09	005901490	76736	16,940	50,540	(33,600)	-198.3%	COPR	HORWITH	CHUX305
06/11/09	07/06/09	005901491	76737	30,600	52,040	(21,440)	-70.1%	COPR	HORWITH	JTLX30120
06/11/09	07/06/09	005901492	76738	69,060	51,100	17,960	26.0%	COPR	HORWITH	JTLX30120
06/11/09	07/06/09	005901493	76739	68,260	52,520	15,740	23.1%	COPR	HORWITH	JTLX30120

Honeywell

HONEYWELL SA-7 USE HAZARDOUS WASTE TRACKING (2006)										
Date Shipped	Date of Return Manifest	State Manifest	Man. Doc #	Facilty Manifest Weight (lbs)	Estimated Weight (lbs)	Manifest - Estimate (lbs)	Manifest - Estimate (%)	Material	Transporter	RAILCAR #
06/11/09	07/06/09	005901494	76740	32,940	49,760	(16,820)	-51.1%	COPR	HORWITH	JTLX30120
06/11/09	07/06/09	005901495	76741	25,200	49,840	(24,640)	-97.8%	COPR	HORWITH	JTLX273
06/11/09	07/06/09	005901496	76742	75,320	51,200	24,120	32.0%	COPR	HORWITH	JTLX273
06/11/09	07/06/09	005901497	76743	67,860	51,760	16,100	23.7%	COPR	HORWITH	JTLX273
06/11/09	07/06/09	005901498	76744	25,180	49,740	(24,560)	-97.5%	COPR	HORWITH	JTLX273
06/11/09	07/06/09	005901499	76745	15,920	49,460	(33,540)	-210.7%	COPR	HORWITH	CHUX275
06/11/09	07/06/09	005901500	76746	65,100	50,380	14,720	22.6%	COPR	HORWITH	CHUX275
06/11/09	07/06/09	005951501	76747	66,760	50,240	16,520	24.7%	COPR	HORWITH	CHUX275
06/11/09	07/06/09	005951502	76748	49,680	49,840	(160)	-0.3%	COPR	HORWITH	CHUX275
06/11/09	07/06/09	005951503	76749	75,920	50,560	25,360	33.4%	COPR	HORWITH	JTLX30156
06/11/09	07/06/09	005951504	76750	32,200	50,180	(17,980)	-55.8%	COPR	HORWITH	JTLX30156
06/11/09	07/06/09	005951505	76751	67,700	49,620	18,080	26.7%	COPR	HORWITH	JTLX30156
06/12/09	08/25/09	005951506	76752	8,040	49,960	(41,920)	-521.4%	COPR	HORWITH	CHUX149
06/12/09	08/25/09	005951507	76753	76,280	49,700	26,580	34.8%	COPR	HORWITH	CHUX149
06/12/09	08/25/09	005951508	76754	76,340	51,660	24,680	32.3%	COPR	HORWITH	CHUX149
06/12/09	08/25/09	005951509	76755	37,380	51,460	(14,080)	-37.7%	COPR	HORWITH	CHUX149
06/12/09	07/06/09	005951510	76756	13,680	51,560	(37,880)	-276.9%	COPR	HORWITH	JTLX30101
06/12/09	07/06/09	005951511	76757	67,140	52,040	15,100	22.5%	COPR	HORWITH	JTLX30101
06/12/09	07/06/09	005951512	76758	68,220	51,580	16,640	24.4%	COPR	HORWITH	CHUX310
06/12/09	07/06/09	005951513	76759	67,460	49,880	17,580	26.1%	COPR	HORWITH	CHUX310
06/12/09	07/06/09	005951514	76760	64,680	50,280	14,400	22.3%	COPR	HORWITH	JTLX30101
06/12/09	07/06/09	005951515	76761	58,960	52,360	6,600	11.2%	COPR	HORWITH	JTLX30101
06/12/09	07/06/09	005951516	76762	31,180	51,000	(19,820)	-63.6%	COPR	HORWITH	CHUX310
06/12/09	07/06/09	005951517	76763	31,180	51,640	(20,460)	-65.6%	COPR	HORWITH	CHUX310
06/12/09	07/06/09	005951518	76764	60,120	50,180	9,940	16.5%	COPR	HORWITH	NDYX320342
06/12/09	07/06/09	005951519	76765	76,020	49,000	27,020	35.5%	COPR	HORWITH	CEFX35846
06/12/09	07/06/09	005951520	76766	68,660	49,020	19,640	28.6%	COPR	HORWITH	NDYX320342
06/12/09	07/06/09	005951521	76767	34,480	50,820	(16,340)	-47.4%	COPR	HORWITH	NDYX320342
06/12/09	07/06/09	005951522	76768	34,500	52,240	(17,740)	-51.4%	COPR	HORWITH	NDYX320342
06/12/09	07/06/09	005951523	76769	27,400	49,940	(22,540)	-82.3%	COPR	HORWITH	CEFX35846
06/12/09	07/06/09	005951524	76770	76,380	51,400	24,980	32.7%	COPR	HORWITH	CEFX35846
06/12/09	07/06/09	005951525	76771	75,900	50,740	25,160	33.1%	COPR	HORWITH	JTLX30160
06/12/09	07/06/09	005951526	76772	14,380	49,920	(35,540)	-247.1%	COPR	HORWITH	CEFX35846
06/12/09	07/06/09	005951527	76773	68,220	48,600	19,620	28.8%	COPR	HORWITH	JTLX30160
06/12/09	07/06/09	005951528	76774	25,020	50,160	(25,140)	-100.5%	COPR	HORWITH	JTLX30160
06/12/09	07/06/09	005951529	76775	25,020	48,500	(23,480)	-93.8%	COPR	HORWITH	JTLX30160
06/12/09	07/06/09	005951530	76776	26,660	49,000	(22,340)	-83.8%	COPR	HORWITH	CITX300033
06/12/09	07/06/09	005951531	76777	66,760	52,220	14,540	21.8%	COPR	HORWITH	CITX300033
06/12/09	07/06/09	005951532	76778	67,340	52,440	14,900	22.1%	COPR	HORWITH	CITX300033
06/12/09	07/06/09	005951533	76779	39,440	51,920	(12,480)	-31.6%	COPR	HORWITH	CITX300033
06/12/09	07/06/09	005951534	76780	8,820	50,800	(41,980)	-476.0%	COPR	HORWITH	CHUX112
06/12/09	07/06/09	005951535	76781	22,800	50,000	(27,200)	-119.3%	COPR	HORWITH	JTLX30156
06/12/09	07/06/09	005951536	76782	65,300	51,320	13,980	21.4%	COPR	HORWITH	CHUX112
06/12/09	07/06/09	005951537	76783	75,440	49,760	25,680	34.0%	COPR	HORWITH	CHUX112
06/12/09	07/06/09	005951538	76784	43,860	50,980	(7,120)	-16.2%	COPR	HORWITH	CHUX112
06/12/09	07/06/09	005951539	76785	16,680	51,280	(34,600)	-207.4%	COPR	HORWITH	CITX300027
06/12/09	07/06/09	005951540	76786	62,700	50,360	12,340	19.7%	COPR	HORWITH	CITX300027
06/12/09	07/06/09	005951541	76787	67,440	50,400	17,040	25.3%	COPR	HORWITH	CITX300027
06/12/09	07/06/09	005951542	76788	48,240	50,560	(2,320)	-4.8%	COPR	HORWITH	CITX300027
06/12/09	07/06/09	005951543	76789	34,580	51,480	(16,900)	-48.9%	COPR	HORWITH	CITX300116
06/12/09	07/06/09	005951544	76790	51,060	50,800	260	0.5%	COPR	HORWITH	JTLX278
06/12/09	07/06/09	005951545	76791	65,160	50,080	15,080	23.1%	COPR	HORWITH	JTLX278
06/12/09	07/06/09	005951546	76792	38,040	50,300	(12,260)	-32.2%	COPR	HORWITH	JTLX278
06/12/09	07/06/09	005951547	76793	38,040	51,800	(13,760)	-36.2%	COPR	HORWITH	JTLX278
06/12/09	07/06/09	005951548	76794	67,240	50,880	16,360	24.3%	COPR	HORWITH	CITX300116
06/12/09	07/06/09	005951549	76795	76,280	50,540	25,740	33.7%	COPR	HORWITH	CITX300116
06/12/09	07/06/09	005951550	76796	17,020	51,140	(34,120)	-200.5%	COPR	HORWITH	CITX300116
06/12/09	07/06/09	005951551	76797	31,760	51,000	(19,240)	-60.6%	COPR	HORWITH	CITX300137
06/12/09	07/06/09	005951552	76798	67,640	51,460	16,180	23.9%	COPR	HORWITH	CITX300137
06/12/09	07/06/09	005951553	76799	66,520	48,500	18,020	27.1%	COPR	HORWITH	CITX300137
06/12/09	07/06/09	005951554	76800	30,660	50,440	(19,780)	-64.5%	COPR	HORWITH	CITX300137
06/12/09	07/06/09	005951555	76801	67,100	52,060	15,040	22.4%	COPR	HORWITH	CITX300151
06/12/09	07/06/09	005951556	76802	76,200	50,820	25,380	33.3%	COPR	HORWITH	CITX300151
06/12/09	07/06/09	005951557	76803	29,520	52,360	(22,840)	-77.4%	COPR	HORWITH	CITX300151
06/12/09	07/06/09	005951558	76804	29,520	50,500	(20,980)	-71.1%	COPR	HORWITH	CITX300151
06/12/09	07/06/09	005951559	76805	61,220	52,620	8,600	14.0%	COPR	HORWITH	JTLX30141
06/12/09	07/06/09	005951560	76806	65,300	52,740	12,560	19.2%	COPR	HORWITH	JTLX30141
06/12/09	07/06/09	005951561	76807	37,840	49,680	(11,840)	-31.3%	COPR	HORWITH	JTLX30141
06/15/09	07/06/09	005951562	76808	62,680	48,640	14,040	22.4%	COPR	HORWITH	CEFX35240
06/15/09	07/06/09	005951563	76809	66,500	51,060	15,440	23.2%	COPR	HORWITH	CEFX35240
06/15/09	07/06/09	005951564	76810	32,460	49,600	(17,140)	-52.8%	COPR	HORWITH	CEFX35240
06/15/09	07/06/09	005951565	76811	75,440	51,960	23,480	31.1%	COPR	HORWITH	DJLX98531
06/15/09	07/06/09	005951566	76812	32,460	50,900	(18,440)	-56.8%	COPR	HORWITH	CEFX35240
06/15/09	07/06/09	005951567	76813	75,720	52,000	23,720	31.3%	COPR	HORWITH	CHUX159

Honeywell

HONEYWELL SA-7 USE HAZARDOUS WASTE TRACKING (2006)										
Date Shipped	Date of Return Manifest	State Manifest	Man. Doc #	Facilty Manifest Weight (lbs)	Estimated Weight (lbs)	Manifest - Estimate (lbs)	Manifest - Estimate (%)	Material	Transporter	RAILCAR #
06/15/09	07/06/09	005951568	76814	42,340	50,440	(8,100)	-19.1%	COPR	HORWITH	CHUX159
06/15/09	07/06/09	005951569	76815	75,120	51,060	24,060	32.0%	COPR	HORWITH	CHUX159
06/15/09	07/06/09	005951570	76816	4,720	52,480	(47,760)	-1011.9%	COPR	HORWITH	CHUX159
06/15/09	07/06/09	005951571	76817	9,300	51,920	(42,620)	-458.3%	COPR	HORWITH	CEFX35805
06/15/09	07/06/09	005951572	76818	77,440	51,860	25,580	33.0%	COPR	HORWITH	CEFX35805
06/15/09	07/06/09	005951573	76819	43,800	48,640	(4,840)	-11.1%	COPR	HORWITH	CEFX35805
06/15/09	07/06/09	005951574	76820	67,580	51,580	16,000	23.7%	COPR	HORWITH	CEFX35805
06/15/09	07/06/09	005951575	76821	45,560	49,720	(4,160)	-9.1%	COPR	HORWITH	CITX300103
06/15/09	07/06/09	005951576	76822	66,120	49,180	16,940	25.6%	COPR	HORWITH	CITX300103
06/15/09	07/06/09	005951577	76823	67,600	49,100	18,500	27.4%	COPR	HORWITH	CITX300103
06/15/09	07/06/09	005951578	76824	13,560	50,240	(36,680)	-270.5%	COPR	HORWITH	CITX300103
06/15/09	07/06/09	005951579	76825	47,140	48,660	(1,520)	-3.2%	COPR	HORWITH	CHUX129
06/15/09	07/06/09	005951580	76826	67,020	51,280	15,740	23.5%	COPR	HORWITH	CHUX129
06/15/09	07/06/09	005951581	76827	75,780	50,860	24,920	32.9%	COPR	HORWITH	CHUX129
06/15/09	07/06/09	005951582	76828	30,900	49,900	(19,000)	-61.5%	COPR	HORWITH	JTLX30115
06/15/09	07/06/09	005951583	76829	66,380	50,180	16,200	24.4%	COPR	HORWITH	JTLX30115
06/15/09	07/06/09	005951584	76830	6,800	49,480	(42,680)	-627.6%	COPR	HORWITH	CHUX129
06/15/09	07/06/09	005951585	76831	65,680	49,680	16,000	24.4%	COPR	HORWITH	JTLX30115
06/15/09	07/06/09	005951586	76832	61,780	48,020	13,760	22.3%	COPR	HORWITH	CHUX225
06/15/09	07/06/09	005951587	76833	28,880	50,800	(21,920)	-75.9%	COPR	HORWITH	JTLX30115
06/15/09	07/06/09	005951588	76834	67,480	48,520	18,960	28.1%	COPR	HORWITH	CHUX225
06/15/09	07/06/09	005951589	76835	37,840	49,560	(11,720)	-31.0%	COPR	HORWITH	JTLX30141
06/15/09	07/06/09	005951590	76836	29,760	48,260	(18,500)	-62.2%	COPR	HORWITH	CHUX225
06/15/09	07/06/09	005951591	76837	36,260	49,720	(13,460)	-37.1%	COPR	HORWITH	DJLX98531
06/15/09	07/06/09	005951592	76838	29,740	51,920	(22,180)	-74.6%	COPR	HORWITH	CHUX225
06/15/09	07/06/09	005951593	76839	16,300	49,260	(32,960)	-202.2%	COPR	HORWITH	DJLX98531
06/15/09	07/06/09	005951594	76840	65,700	50,040	15,660	23.8%	COPR	HORWITH	DJLX98531
06/15/09	07/06/09	005951595	76841	76,320	48,400	27,920	36.6%	COPR	HORWITH	CHUX133
06/15/09	07/06/09	005951596	76842	67,220	48,680	18,540	27.6%	COPR	HORWITH	CHUX133
06/15/09	07/06/09	005951597	76843	25,820	51,300	(25,480)	-98.7%	COPR	HORWITH	CHUX133
06/15/09	07/06/09	005951598	76844	25,820	51,140	(25,320)	-98.1%	COPR	HORWITH	CHUX133
06/15/09	07/06/09	005951599	76845	65,800	49,520	16,280	24.7%	COPR	HORWITH	CHUX322
06/15/09	07/06/09	005951600	76846	55,640	49,560	6,080	10.9%	COPR	HORWITH	CHUX322
06/15/09	07/06/09	005951601	76847	37,900	49,640	(11,740)	-31.0%	COPR	HORWITH	CHUX322
06/15/09	07/06/09	005951602	76848	37,900	50,180	(12,280)	-32.4%	COPR	HORWITH	CHUX322
06/15/09	07/06/09	005951603	76849	31,780	48,600	(16,820)	-52.9%	COPR	HORWITH	JTLX30124
06/15/09	07/06/09	005951604	76850	66,660	48,260	18,400	27.6%	COPR	HORWITH	JTLX30124
06/15/09	07/06/09	005951605	76851	66,100	48,800	17,300	26.2%	COPR	HORWITH	JTLX30124
06/15/09	07/06/09	005951606	76852	26,620	50,260	(23,640)	-88.8%	COPR	HORWITH	JTLX30124
06/15/09	07/06/09	005951607	76853	38,480	50,120	(11,640)	-30.2%	COPR	HORWITH	JTLX283
06/15/09	07/06/09	005951608	76854	75,240	49,980	25,260	33.6%	COPR	HORWITH	JTLX283
06/15/09	07/06/09	005951609	76855	67,680	49,160	18,520	27.4%	COPR	HORWITH	JTLX283
06/15/09	07/06/09	005951610	76856	11,400	50,320	(38,920)	-341.4%	COPR	HORWITH	JTLX283
06/15/09	07/06/09	005951611	76857	20,020	49,400	(29,380)	-146.8%	COPR	HORWITH	JTLX30144
06/15/09	07/06/09	005951612	76858	75,900	49,820	26,080	34.4%	COPR	HORWITH	JTLX30144
06/15/09	07/06/09	005951613	76859	67,680	50,760	16,920	25.0%	COPR	HORWITH	JTLX30144
06/15/09	07/06/09	005951614	76860	26,740	48,060	(21,320)	-79.7%	COPR	HORWITH	JTLX30144
06/15/09	07/06/09	005951615	76861	6,600	48,740	(42,140)	-638.5%	COPR	HORWITH	CEFX35806
06/15/09	07/06/09	005951616	76862	64,820	52,120	12,700	19.6%	COPR	HORWITH	CEFX35806
06/15/09	07/06/09	005951617	76863	76,520	50,360	26,160	34.2%	COPR	HORWITH	CEFX35806
06/15/09	07/06/09	005951618	76864	46,740	49,520	(2,780)	-5.9%	COPR	HORWITH	CEFX35806
06/16/09	07/06/09	005951619	76865	5,920	51,620	(45,700)	-772.0%	COPR	HORWITH	JTLX30132
06/16/09	07/06/09	005951620	76866	67,340	51,680	15,660	23.3%	COPR	HORWITH	JTLX30132
06/16/09	07/06/09	005951621	76867	76,260	50,000	26,260	34.4%	COPR	HORWITH	JTLX30132
06/16/09	07/06/09	005951622	76868	51,100	50,900	200	0.4%	COPR	HORWITH	JTLX30132
06/16/09	07/06/09	005951623	76869	66,700	48,040	18,660	28.0%	COPR	HORWITH	DJLX98542
06/16/09	07/06/09	005951624	76870	68,720	48,000	20,720	30.2%	COPR	HORWITH	DJLX98542
06/16/09	07/06/09	005951625	76871	29,980	50,020	(20,040)	-66.8%	COPR	HORWITH	DJLX98542
06/16/09	07/06/09	005951626	76872	29,960	49,920	(19,960)	-66.6%	COPR	HORWITH	DJLX98542
06/16/09	07/23/09	005951627	76873	28,060	51,180	(23,120)	-82.4%	COPR	HORWITH	CEFX35829
06/16/09	07/23/09	005951628	76874	65,800	50,800	15,000	22.8%	COPR	HORWITH	CEFX35829
06/16/09	07/23/09	005951629	76875	68,720	50,220	18,500	26.9%	COPR	HORWITH	CHUX326
06/16/09	07/23/09	005951630	76876	64,760	48,020	16,740	25.8%	COPR	HORWITH	CEFX35829
06/16/09	07/23/09	005951631	76877	34,080	49,120	(15,040)	-44.1%	COPR	HORWITH	CEFX35829
06/16/09	07/23/09	005951632	76878	53,400	48,000	5,400	10.1%	COPR	HORWITH	CHUX326
06/16/09	07/23/09	005951633	76879	33,640	49,840	(16,200)	-48.2%	COPR	HORWITH	CHUX326
06/16/09	07/23/09	005951634	76880	26,800	50,800	(24,000)	-89.6%	COPR	HORWITH	CITX300122
06/16/09	07/23/09	005951635	76881	33,640	50,780	(17,140)	-51.0%	COPR	HORWITH	CHUX326
06/16/09	07/23/09	005951636	76882	76,640	50,760	25,880	33.8%	COPR	HORWITH	CITX300122
06/16/09	07/23/09	005951637	76883	76,860	48,940	27,920	36.3%	COPR	HORWITH	CITX300122
06/16/09	07/23/09	005951638	76884	15,060	51,140	(36,080)	-239.6%	COPR	HORWITH	CITX300122
06/16/09	07/23/09	005951639	76885	28,320	50,880	(22,560)	-79.7%	COPR	HORWITH	CITX300156
06/16/09	07/23/09	005951640	76886	67,880	50,140	17,740	26.1%	COPR	HORWITH	CITX300156
06/16/09	07/23/09	005951641	76887	66,920	49,460	17,460	26.1%	COPR	HORWITH	CITX300156

HONEYWELL SA-7 USE HAZARDOUS WASTE TRACKING (2006)										
Date Shipped	Date of Return Manifest	State Manifest	Man. Doc #	Facilty Manifest Weight (lbs)	Estimated Weight (lbs)	Manifest - Estimate (lbs)	Manifest - Estimate (%)	Material	Transporter	RAILCAR #
06/16/09	07/23/09	005951642	76888	30,380	49,840	(19,460)	-64.1%	COPR	HORWITH	CITX300156
06/16/09	07/23/09	005951643	76889	76,680	51,000	25,680	33.5%	COPR	HORWITH	NDYX320461
06/16/09	07/23/09	005951644	76890	76,200	49,340	26,860	35.2%	COPR	HORWITH	NDYX320461
06/16/09	07/23/09	005951645	76891	18,960	50,880	(31,920)	-168.4%	COPR	HORWITH	NDYX320461
06/16/09	07/23/09	005951646	76892	18,960	50,440	(31,480)	-166.0%	COPR	HORWITH	NDYX320461
06/16/09	07/23/09	005951647	76893	32,560	50,900	(18,340)	-56.3%	COPR	HORWITH	JTLX30123
06/16/09	07/23/09	005951648	76894	45,120	50,300	(5,180)	-11.5%	COPR	HORWITH	CHUX158
06/16/09	07/23/09	005951649	76895	65,100	50,460	14,640	22.5%	COPR	HORWITH	CHUX158
06/16/09	07/23/09	005951650	76896	67,680	51,880	15,800	23.3%	COPR	HORWITH	CHUX158
06/16/09	07/23/09	005951651	76897	19,820	51,300	(31,480)	-158.8%	COPR	HORWITH	CHUX158
06/16/09	07/23/09	005951652	76898	16,140	50,620	(34,480)	-213.6%	COPR	HORWITH	CHUX164
06/16/09	07/23/09	005951653	76899	65,320	51,100	14,220	21.8%	COPR	HORWITH	CHUX164
06/16/09	07/23/09	005951654	76900	20,100	49,740	(29,640)	-147.5%	COPR	HORWITH	CHUX137
06/16/09	07/23/09	005951655	76901	75,920	52,260	23,660	31.2%	COPR	HORWITH	CHUX164
06/16/09	07/23/09	005951656	76902	43,880	51,980	(8,100)	-18.5%	COPR	HORWITH	CHUX164
06/16/09	07/23/09	005951657	76903	77,460	51,700	25,760	33.3%	COPR	HORWITH	CHUX137
06/16/09	07/23/09	005951658	76904	77,800	49,680	28,120	36.1%	COPR	HORWITH	CHUX137
06/16/09	07/23/09	005951659	76905	20,100	50,800	(30,700)	-152.7%	COPR	HORWITH	CHUX137
06/16/09	07/23/09	005951660	76906	23,580	51,740	(28,160)	-119.4%	COPR	HORWITH	CHUX285
06/16/09	07/23/09	005951661	76907	68,240	49,360	18,880	27.7%	COPR	HORWITH	CHUX285
06/16/09	07/23/09	005951662	76908	67,960	50,760	17,200	25.3%	COPR	HORWITH	CHUX285
06/16/09	07/23/09	005951663	76909	39,760	50,000	(10,240)	-25.8%	COPR	HORWITH	CHUX285
06/16/09	07/23/09	005951664	76910	76,660	49,360	27,300	35.6%	COPR	HORWITH	JTLX30123
06/16/09	07/23/09	005951665	76911	67,920	50,000	17,920	26.4%	COPR	HORWITH	JTLX30123
06/16/09	07/23/09	005951666	76912	21,220	52,240	(31,020)	-146.2%	COPR	HORWITH	JTLX30123
06/16/09	07/23/09	005951667	76913	39,380	49,920	(10,540)	-26.8%	COPR	HORWITH	JTLX263
06/16/09	07/23/09	005951668	76914	29,780	50,280	(20,500)	-68.8%	COPR	HORWITH	CITX300115
06/16/09	07/23/09	005951669	76915	67,000	50,780	16,220	24.2%	COPR	HORWITH	CITX300115
06/16/09	07/23/09	005951670	76916	65,040	50,160	14,880	22.9%	COPR	HORWITH	CITX300115
06/16/09	07/23/09	005951671	76917	35,260	49,920	(14,660)	-41.6%	COPR	HORWITH	CITX300115
06/16/09	07/23/09	005951672	76918	67,000	49,280	17,720	26.4%	COPR	HORWITH	JTLX263
06/16/09	07/23/09	005951673	76919	39,360	50,960	(11,600)	-29.5%	COPR	HORWITH	JTLX263
06/16/09	07/23/09	005951674	76920	69,900	50,700	19,200	27.5%	COPR	HORWITH	CEFX35845
06/17/09	07/23/09	005951675	76921	7,340	50,400	(43,060)	-586.6%	COPR	HORWITH	DJLX98515
06/17/09	07/23/09	005951676	76922	64,900	51,600	13,300	20.5%	COPR	HORWITH	DJLX98515
06/17/09	07/23/09	005951677	76923	65,360	51,400	13,960	21.4%	COPR	HORWITH	DJLX98515
06/17/09	07/23/09	005951678	76924	67,320	50,900	16,420	24.4%	COPR	HORWITH	DJLX98515
06/17/09	07/23/09	005951679	76925	75,920	48,420	27,500	36.2%	COPR	HORWITH	JTLX30167
06/17/09	07/23/09	005951680	76926	68,100	49,980	18,120	26.6%	COPR	HORWITH	JTLX30167
06/17/09	07/23/09	005951681	76927	24,000	51,200	(27,200)	-113.3%	COPR	HORWITH	JTLX30167
06/17/09	07/23/09	005951682	76928	24,000	50,600	(26,600)	-110.8%	COPR	HORWITH	JTLX30167
06/17/09	07/23/09	005951683	76929	60,180	51,000	9,180	15.3%	COPR	HORWITH	CHUX316
06/17/09	07/23/09	005951684	76930	68,700	50,880	17,820	25.9%	COPR	HORWITH	CHUX316
06/17/09	07/23/09	005951685	76931	33,880	50,400	(16,520)	-48.8%	COPR	HORWITH	CHUX316
06/17/09	07/23/09	005951686	76932	33,880	48,800	(14,920)	-44.0%	COPR	HORWITH	CHUX316
06/17/09	07/23/09	005951687	76933	67,000	48,600	18,400	27.5%	COPR	HORWITH	CEFX35845
06/17/09	07/23/09	005951688	76934	29,660	50,680	(21,020)	-70.9%	COPR	HORWITH	CEFX35845
06/17/09	07/23/09	005951689	76935	29,680	49,320	(19,640)	-66.2%	COPR	HORWITH	CEFX35845
06/17/09	07/23/09	005951690	76936	17,760	48,880	(31,120)	-175.2%	COPR	HORWITH	CHUX127
06/17/09	07/23/09	005951691	76937	67,600	49,880	17,720	26.2%	COPR	HORWITH	CHUX127
06/17/09	07/23/09	005951692	76938	75,940	50,780	25,160	33.1%	COPR	HORWITH	CHUX127
06/17/09	07/23/09	005951693	76939	36,100	50,560	(14,460)	-40.1%	COPR	HORWITH	CHUX127
06/17/09	07/23/09	005951694	76940	64,100	48,000	16,100	25.1%	COPR	HORWITH	JTLX30150
06/17/09	07/23/09	005951695	76941	67,820	49,880	17,940	26.5%	COPR	HORWITH	JTLX30150
06/17/09	07/23/09	005951696	76942	33,100	50,380	(17,280)	-52.2%	COPR	HORWITH	JTLX30150
06/17/09	07/23/09	005951697	76943	44,240	48,600	(4,360)	-9.9%	COPR	HORWITH	CHUX151
06/17/09	07/23/09	005951698	76944	33,080	48,240	(15,160)	-45.8%	COPR	HORWITH	JTLX30150
06/17/09	07/23/09	005951699	76945	76,000	49,820	26,180	34.4%	COPR	HORWITH	CHUX151
06/17/09	07/23/09	005951700	76946	33,120	49,520	(16,400)	-49.5%	COPR	HORWITH	CHUX151
06/17/09	07/23/09	005951701	76947	33,120	48,420	(15,300)	-46.2%	COPR	HORWITH	CHUX151
06/17/09	07/23/09	005951702	76948	66,860	51,340	15,520	23.2%	COPR	HORWITH	CHUX115
06/17/09	07/23/09	005951703	76949	67,500	49,420	18,080	26.8%	COPR	HORWITH	CHUX201
06/17/09	07/23/09	005951704	76950	52,460	50,700	1,760	3.4%	COPR	HORWITH	CHUX201
06/17/09	07/23/09	005951705	76951	37,840	50,860	(13,020)	-34.4%	COPR	HORWITH	CHUX201
06/17/09	07/23/09	005951706	76952	37,840	48,020	(10,180)	-26.9%	COPR	HORWITH	CHUX201
06/17/09	07/23/09	005951707	76953	67,040	48,100	18,940	28.3%	COPR	HORWITH	CEFX35837
06/17/09	07/23/09	005951708	76954	38,300	50,200	(11,900)	-31.1%	COPR	HORWITH	CEFX35837
06/17/09	07/23/09	005951709	76955	75,980	49,140	26,840	35.3%	COPR	HORWITH	CEFX35837
06/17/09	07/23/09	005951710	76956	15,540	49,180	(33,640)	-216.5%	COPR	HORWITH	CEFX35837
06/17/09	07/23/09	005951711	76957	64,280	49,960	14,320	22.3%	COPR	HORWITH	CHUX110
06/17/09	07/23/09	005951712	76958	39,100	49,880	(10,780)	-27.6%	COPR	HORWITH	CHUX330
06/17/09	07/23/09	005951713	76959	67,520	49,640	17,880	26.5%	COPR	HORWITH	CHUX330
06/17/09	07/23/09	005951714	76960	66,060	51,800	14,260	21.6%	COPR	HORWITH	CHUX330
06/17/09	07/23/09	005951715	76961	68,000	49,840	18,160	26.7%	COPR	HORWITH	CHUX110

Honeywell

HONEYWELL SA-7 USE HAZARDOUS WASTE TRACKING (2006)										
Date Shipped	Date of Return Manifest	State Manifest	Man. Doc #	Facilty Manifest Weight (lbs)	Estimated Weight (lbs)	Manifest - Estimate (lbs)	Manifest - Estimate (%)	Material	Transporter	RAILCAR #
06/17/09	07/23/09	005951716	76962	20,820	49,280	(28,460)	-136.7%	COPR	HORWITH	CHUX330
06/17/09	07/23/09	005951717	76963	36,700	50,740	(14,040)	-38.3%	COPR	HORWITH	CHUX110
06/17/09	07/23/09	005951718	76964	23,560	48,940	(25,380)	-107.7%	COPR	HORWITH	CHUX110
06/17/09	07/23/09	005951719	76965	56,400	49,960	6,440	11.4%	COPR	HORWITH	CHUX170
06/17/09	07/23/09	005951720	76966	67,680	51,280	16,400	24.2%	COPR	HORWITH	CHUX170
06/17/09	07/23/09	005951721	76967	64,940	51,580	13,360	20.6%	COPR	HORWITH	CHUX170
06/17/09	07/23/09	005951722	76968	6,080	49,980	(43,900)	-722.0%	COPR	HORWITH	CHUX170
06/17/09	07/23/09	005951723	76969	66,400	50,020	16,380	24.7%	COPR	HORWITH	CHUX115
06/17/09	07/23/09	005951724	76970	31,580	50,640	(19,060)	-60.4%	COPR	HORWITH	CHUX115
06/17/09	07/23/09	005951725	76971	31,580	50,940	(19,360)	-61.3%	COPR	HORWITH	CHUX115
06/17/09	07/23/09	005951726	76972	23,200	49,260	(26,060)	-112.3%	COPR	HORWITH	CHUX187
06/17/09	07/23/09	005951727	76973	65,060	49,780	15,280	23.5%	COPR	HORWITH	CHUX187
06/17/09	07/23/09	005951728	76974	76,100	50,380	25,720	33.8%	COPR	HORWITH	CHUX187
06/17/09	07/23/09	005951729	76975	28,840	49,620	(20,780)	-72.1%	COPR	HORWITH	CHUX187
06/17/09	07/23/09	005951730	76976	9,900	50,840	(40,940)	-413.5%	COPR	HORWITH	CHUX183
06/17/09	07/23/09	005951731	76977	67,560	50,600	16,960	25.1%	COPR	HORWITH	CHUX183
06/17/09	07/23/09	005951732	76978	43,060	51,000	(7,940)	-18.4%	COPR	HORWITH	CHUX183
06/17/09	07/23/09	005951733	76979	75,440	49,740	25,700	34.1%	COPR	HORWITH	CHUX183
06/17/09	07/23/09	005951734	76980	52,060	49,500	2,560	4.9%	COPR	HORWITH	CITX300119
06/17/09	07/23/09	005951735	76981	65,340	49,280	16,060	24.6%	COPR	HORWITH	CITX300119
06/17/09	07/23/09	005951736	76982	37,900	48,020	(10,120)	-26.7%	COPR	HORWITH	CITX300119
06/17/09	07/23/09	005951737	76983	37,900	48,940	(11,040)	-29.1%	COPR	HORWITH	CITX300119
06/18/09	07/23/09	005951738	76984	22,540	49,080	(26,540)	-117.7%	COPR	HORWITH	JTLX30104
06/18/09	07/23/09	005951739	76985	68,740	49,800	18,940	27.6%	COPR	HORWITH	JTLX30104
06/18/09	07/23/09	005951740	76986	67,040	50,000	17,040	25.4%	COPR	HORWITH	JTLX30104
06/18/09	07/23/09	005951741	76987	30,440	51,240	(20,800)	-68.3%	COPR	HORWITH	JTLX30104
06/18/09	07/23/09	005951742	76988	77,140	50,820	26,320	34.1%	COPR	HORWITH	CHUX311
06/18/09	07/23/09	005951743	76989	76,760	50,200	26,560	34.6%	COPR	HORWITH	CHUX311
06/18/09	07/23/09	005951744	76990	22,860	50,120	(27,260)	-119.2%	COPR	HORWITH	CHUX311
06/18/09	07/23/09	005951745	76991	22,880	51,480	(28,600)	-125.0%	COPR	HORWITH	CHUX311
06/18/09	07/23/09	005951746	76992	34,060	52,100	(18,040)	-53.0%	COPR	HORWITH	JTLX274
06/18/09	07/23/09	005951747	76993	76,040	50,800	25,240	33.2%	COPR	HORWITH	JTLX274
06/18/09	07/23/09	005951748	76994	67,320	49,640	17,680	26.3%	COPR	HORWITH	JTLX274
06/18/09	07/23/09	005951749	76995	17,440	50,780	(33,340)	-191.2%	COPR	HORWITH	JTLX274
06/18/09	07/23/09	005951750	76996	63,420	49,880	13,540	21.3%	COPR	HORWITH	NDYX320426
06/18/09	07/23/09	005951751	76997	68,820	50,260	18,560	27.0%	COPR	HORWITH	NDYX320426
06/18/09	07/23/09	005951752	76998	32,100	49,760	(17,660)	-55.0%	COPR	HORWITH	NDYX320426
06/18/09	07/23/09	005951753	76999	32,100	52,000	(19,900)	-62.0%	COPR	HORWITH	NDYX320426
06/18/09	07/23/09	005951754	77000	53,880	49,580	4,300	8.0%	COPR	HORWITH	CITX300155
06/18/09	07/23/09	005951755	77001	75,400	50,460	24,940	33.1%	COPR	HORWITH	CITX300155
06/18/09	07/23/09	005951756	77002	33,500	50,940	(17,440)	-52.1%	COPR	HORWITH	CITX300155
06/18/09	07/23/09	005951757	77003	33,520	51,700	(18,180)	-54.2%	COPR	HORWITH	CITX300155
06/18/09	07/23/09	005951758	77004	25,480	50,220	(24,740)	-97.1%	COPR	HORWITH	CEFX35844
06/18/09	07/23/09	005951759	77005	68,320	49,280	19,040	27.9%	COPR	HORWITH	CEFX35844
06/18/09	07/23/09	005951760	77006	22,000	48,800	(26,800)	-121.8%	COPR	HORWITH	CEFX35844
06/18/09	07/23/09	005951761	77007	76,040	49,500	26,540	34.9%	COPR	HORWITH	CEFX35844
06/18/09	07/23/09	005951762	77008	49,020	49,680	(660)	-1.3%	COPR	HORWITH	JTLX30148
06/18/09	07/23/09	005951763	77009	37,580	49,740	(12,160)	-32.4%	COPR	HORWITH	JTLX30148
06/18/09	07/23/09	005951764	77010	76,040	52,280	23,760	31.2%	COPR	HORWITH	JTLX30148
06/18/09	07/23/09	005951765	77011	37,580	50,980	(13,400)	-35.7%	COPR	HORWITH	JTLX30148
06/18/09	07/23/09	005951766	77012	24,740	51,580	(26,840)	-108.5%	COPR	HORWITH	CHUX321
06/18/09	07/23/09	005951767	77013	66,280	50,360	15,920	24.0%	COPR	HORWITH	CHUX321
06/18/09	07/23/09	005951768	77014	39,840	50,360	(10,520)	-26.4%	COPR	HORWITH	CHUX321
06/18/09	07/23/09	005951769	77015	65,060	50,180	14,880	22.9%	COPR	HORWITH	CHUX321
06/18/09	07/23/09	005951770	77016	9,240	52,320	(43,080)	-466.2%	COPR	HORWITH	CHUX217
06/18/09	07/23/09	005951771	77017	76,500	48,940	27,560	36.0%	COPR	HORWITH	CHUX217
06/18/09	07/23/09	005951772	77018	68,300	50,880	17,420	25.5%	COPR	HORWITH	CHUX217
06/18/09	07/23/09	005951773	77019	36,400	48,940	(12,540)	-34.5%	COPR	HORWITH	CHUX217
06/18/09	07/23/09	005951774	77020	32,280	50,960	(18,680)	-57.9%	COPR	HORWITH	CHUX317
06/18/09	07/23/09	005951775	77021	76,840	49,220	27,620	35.9%	COPR	HORWITH	CHUX317
06/18/09	07/23/09	005951776	77022	77,240	50,460	26,780	34.7%	COPR	HORWITH	CHUX317
06/18/09	07/23/09	005951777	77023	5,520	51,040	(45,520)	-824.6%	COPR	HORWITH	CHUX317
06/19/09	07/23/09	005951778	77024	66,280	49,240	17,040	25.7%	COPR	HORWITH	CHUX264
06/19/09	07/23/09	005951779	77025	65,000	48,540	16,460	25.3%	COPR	HORWITH	CHUX264
06/19/09	07/23/09	005951780	77026	23,900	49,500	(25,600)	-107.1%	COPR	HORWITH	CHUX264
06/19/09	07/23/09	005951781	77027	23,880	48,300	(24,420)	-102.3%	COPR	HORWITH	CHUX264
06/19/09	07/23/09	005951782	77028	75,860	48,900	26,960	35.5%	COPR	HORWITH	CEFX35839
06/19/09	07/23/09	005951783	77029	74,880	51,360	23,520	31.4%	COPR	HORWITH	CEFX35839
06/19/09	07/23/09	005951784	77030	21,060	52,020	(30,960)	-147.0%	COPR	HORWITH	CEFX35839
06/19/09	07/23/09	005951785	77031	21,060	51,740	(30,680)	-145.7%	COPR	HORWITH	CEFX35839
06/19/09	07/23/09	005951786	77032	67,080	51,360	15,720	23.4%	COPR	HORWITH	CHUX229
06/19/09	07/23/09	005951787	77033	76,340	50,680	25,660	33.6%	COPR	HORWITH	CHUX229
06/19/09	07/23/09	005951788	77034	24,240	52,240	(28,000)	-115.5%	COPR	HORWITH	CHUX229
06/19/09	07/23/09	005951789	77035	24,260	49,380	(25,120)	-103.5%	COPR	HORWITH	CHUX229
06/19/09	07/23/09	005951790	77036	44,160	49,240	(5,080)	-11.5%	COPR	HORWITH	CHUX216
06/19/09	07/23/09	005951791	77037	75,920	49,300	26,620	35.1%	COPR	HORWITH	CHUX216
06/19/09	07/23/09	005951792	77038	37,560	49,660	(12,100)	-32.2%	COPR	HORWITH	CHUX216
06/19/09	07/23/09	005951793	77039	37,560	49,320	(11,760)	-31.3%	COPR	HORWITH	CHUX216

HONEYWELL SA-7 USE HAZARDOUS WASTE TRACKING (2006)										
Date Shipped	Date of Return Manifest	State Manifest	Man. Doc #	Facilty Manifest Weight (lbs)	Estimated Weight (lbs)	Manifest - Estimate (lbs)	Manifest - Estimate (%)	Material	Transporter	RAILCAR #
06/19/09	07/23/09	005951794	77040	58,380	49,340	9,040	15.5%	COPR	HORWITH	CHUX278
06/19/09	07/23/09	005951795	77041	67,700	49,780	17,920	26.5%	COPR	HORWITH	CHUX278
06/19/09	07/23/09	005951796	77042	37,900	50,420	(12,520)	-33.0%	COPR	HORWITH	CHUX278
06/19/09	07/23/09	005951797	77043	37,920	50,420	(12,500)	-33.0%	COPR	HORWITH	CHUX278
06/19/09	07/23/09	005951798	77044	33,180	49,760	(16,580)	-50.0%	COPR	HORWITH	CITX300138
06/19/09	07/23/09	005951799	77045	65,140	49,100	16,040	24.6%	COPR	HORWITH	CITX300138
06/19/09	07/23/09	005951800	77046	65,820	48,060	17,760	27.0%	COPR	HORWITH	CITX300138
06/19/09	07/23/09	005951801	77047	23,780	48,020	(24,240)	-101.9%	COPR	HORWITH	CITX300138
06/19/09	07/23/09	005951802	77048	21,080	51,080	(30,000)	-142.3%	COPR	HORWITH	CHUX279
06/19/09	07/23/09	005951803	77049	67,340	48,840	18,500	27.5%	COPR	HORWITH	CHUX279
06/19/09	07/23/09	005951804	77050	75,500	51,860	23,640	31.3%	COPR	HORWITH	CHUX279
06/19/09	07/23/09	005951805	77051	33,200	51,720	(18,520)	-55.8%	COPR	HORWITH	CHUX279
06/19/09	07/23/09	005951806	77052	68,100	50,340	17,760	26.1%	COPR	HORWITH	JTLX30105
06/19/09	07/23/09	005951807	77053	76,040	49,480	26,560	34.9%	COPR	HORWITH	JTLX30105
06/19/09	07/23/09	005951808	77054	27,100	50,060	(22,960)	-84.7%	COPR	HORWITH	JTLX30105
06/19/09	07/23/09	005951809	77055	27,100	50,640	(23,540)	-86.9%	COPR	HORWITH	JTLX30105
06/19/09	07/23/09	005951810	77056	66,560	48,560	18,000	27.0%	COPR	HORWITH	CHUX262
06/19/09	07/23/09	005951811	77057	65,440	48,800	16,640	25.4%	COPR	HORWITH	CHUX262
06/19/09	07/23/09	005951812	77058	32,840	51,800	(18,960)	-57.7%	COPR	HORWITH	CHUX262
06/19/09	07/23/09	005951813	77059	32,860	50,560	(17,700)	-53.9%	COPR	HORWITH	CHUX262
06/19/09	07/23/09	005951814	77060	37,200	51,080	(13,880)	-37.3%	COPR	HORWITH	DJLX98548
06/19/09	07/23/09	005951815	77061	31,140	52,200	(21,060)	-67.6%	COPR	HORWITH	DJLX98548
06/19/09	07/23/09	005951816	77062	65,580	52,120	13,460	20.5%	COPR	HORWITH	DJLX98548
06/19/09	07/23/09	005951817	77063	68,220	50,380	17,840	26.2%	COPR	HORWITH	DJLX98548
06/22/09	07/23/09	005951818	77064	35,520	49,240	(13,720)	-38.6%	COPR	HORWITH	CITX300165
06/22/09	07/23/09	005951819	77065	75,280	50,500	24,780	32.9%	COPR	HORWITH	CITX300165
06/22/09	07/23/09	005951820	77066	75,580	50,180	25,400	33.6%	COPR	HORWITH	CITX300165
06/22/09	07/23/09	005951821	77067	12,000	51,300	(39,300)	-327.5%	COPR	HORWITH	CITX300165
06/22/09	07/23/09	005951822	77068	38,000	49,940	(11,940)	-31.4%	COPR	HORWITH	JTLX30158
06/22/09	07/23/09	005951823	77069	66,380	52,200	14,180	21.4%	COPR	HORWITH	JTLX30158
06/22/09	07/23/09	005951824	77070	65,880	52,160	13,720	20.8%	COPR	HORWITH	JTLX30158
06/22/09	07/23/09	005951825	77071	29,060	49,980	(20,920)	-72.0%	COPR	HORWITH	JTLX30158
06/22/09	07/23/09	005951826	77072	27,280	50,240	(22,960)	-84.2%	COPR	HORWITH	CITX300041
06/22/09	07/23/09	005951827	77073	75,140	51,800	23,340	31.1%	COPR	HORWITH	CITX300041
06/22/09	07/23/09	005951828	77074	67,300	50,180	17,120	25.4%	COPR	HORWITH	CITX300041
06/22/09	07/23/09	005951829	77075	25,320	50,300	(24,980)	-98.7%	COPR	HORWITH	CITX300041
06/22/09	07/23/09	005951830	77076	35,800	50,380	(14,580)	-40.7%	COPR	HORWITH	JTLX152
06/22/09	07/23/09	005951831	77077	67,080	49,460	17,620	26.3%	COPR	HORWITH	JTLX152
06/22/09	07/23/09	005951832	77078	76,540	50,080	26,460	34.6%	COPR	HORWITH	JTLX152
06/22/09	07/23/09	005951833	77079	16,980	51,180	(34,200)	-201.4%	COPR	HORWITH	JTLX152
06/22/09	07/23/09	005951834	77080	29,060	50,300	(21,240)	-73.1%	COPR	HORWITH	CITX300109
06/22/09	07/23/09	005951835	77081	68,180	51,060	17,120	25.1%	COPR	HORWITH	CITX300109
06/22/09	07/23/09	005951836	77082	68,580	51,440	17,140	25.0%	COPR	HORWITH	CITX300109
06/22/09	07/23/09	005951837	77083	30,480	49,100	(18,620)	-61.1%	COPR	HORWITH	CITX300109
06/22/09	07/23/09	005951838	77084	61,480	48,940	12,540	20.4%	COPR	HORWITH	CHUX132
06/22/09	07/23/09	005951839	77085	75,460	51,340	24,120	32.0%	COPR	HORWITH	CHUX132
06/22/09	07/23/09	005951840	77086	28,500	51,560	(23,060)	-80.9%	COPR	HORWITH	CHUX132
06/22/09	07/23/09	005951841	77087	28,480	49,460	(20,980)	-73.7%	COPR	HORWITH	CHUX132
06/22/09	07/23/09	005951842	77088	66,980	51,600	15,380	23.0%	COPR	HORWITH	CITX300141
06/22/09	07/23/09	005951843	77089	67,760	50,240	17,520	25.9%	COPR	HORWITH	CITX300141
06/22/09	07/23/09	005951844	77090	52,640	50,240	2,400	4.6%	COPR	HORWITH	CHUX160
06/22/09	07/23/09	005951845	77091	67,280	49,360	17,920	26.6%	COPR	HORWITH	CHUX191
06/22/09	07/23/09	005951846	77092	66,440	52,000	14,440	21.7%	COPR	HORWITH	CHUX160
06/22/09	07/23/09	005951847	77093	66,060	50,840	15,220	23.0%	COPR	HORWITH	CHUX160
06/22/09	07/23/09	005951848	77094	14,420	51,760	(37,340)	-258.9%	COPR	HORWITH	CHUX160
06/22/09	07/23/09	005951849	77095	48,240	51,720	(3,480)	-7.2%	COPR	HORWITH	CHUX191
06/22/09	07/23/09	005951850	77096	65,000	50,660	14,340	22.1%	COPR	HORWITH	CHUX191
06/22/09	07/23/09	005951851	77097	14,000	49,420	(35,420)	-253.0%	COPR	HORWITH	CHUX191
06/22/09	07/23/09	005951852	77098	76,240	52,600	23,640	31.0%	COPR	HORWITH	CEFX35814
06/22/09	07/23/09	005951853	77099	15,880	49,540	(33,660)	-212.0%	COPR	HORWITH	CEFX35814
06/22/09	07/23/09	005951854	77100	75,580	48,440	27,140	35.9%	COPR	HORWITH	CEFX35814
06/22/09	07/23/09	005951855	77101	27,120	48,740	(21,620)	-79.7%	COPR	HORWITH	CEFX35814
06/22/09	07/23/09	005951856	77102	17,980	48,180	(30,200)	-168.0%	COPR	HORWITH	CITX300141
06/22/09	07/23/09	005951857	77103	41,780	50,640	(8,860)	-21.2%	COPR	HORWITH	CITX300141
06/22/09	07/23/09	005951858	77104	60,160	51,780	8,380	13.9%	COPR	HORWITH	CITX300135
06/22/09	07/23/09	005951859	77105	68,580	51,800	16,780	24.5%	COPR	HORWITH	CITX300135
06/22/09	07/23/09	005951860	77106	34,520	52,040	(17,520)	-50.8%	COPR	HORWITH	CITX300135
06/22/09	07/23/09	005951861	77107	34,500	50,160	(15,660)	-45.4%	COPR	HORWITH	CITX300135
06/22/09	07/23/09	005951862	77108	25,600	49,820	(24,220)	-94.6%	COPR	HORWITH	JTLX127
06/22/09	07/23/09	005951863	77109	77,860	50,960	26,900	34.5%	COPR	HORWITH	JTLX127
06/22/09	07/23/09	005951864	77110	64,880	49,540	15,340	23.6%	COPR	HORWITH	JTLX127
06/22/09	07/23/09	005951865	77111	35,100	49,340	(14,240)	-40.6%	COPR	HORWITH	CHUX197
06/22/09	07/23/09	005951866	77112	27,120	50,940	(23,820)	-87.8%	COPR	HORWITH	JTLX127
06/22/09	07/23/09	005951867	77113	76,960	49,280	27,680	36.0%	COPR	HORWITH	CHUX197
06/22/09	07/23/09	005951868	77114	76,780	51,620	25,160	32.8%	COPR	HORWITH	CHUX197
06/22/09	07/23/09	005951869	77115	8,200	50,080	(41,880)	-510.7%	COPR	HORWITH	CHUX197
06/22/09	07/23/09	005951870	77116	62,980	49,180	13,800	21.9%	COPR	HORWITH	JTLX30165
06/22/09	07/23/09	005951871	77117	68,060	48,840	19,220	28.2%	COPR	HORWITH	JTLX30165
06/22/09	07/23/09	005951872	77118	28,860	48,060	(19,200)	-66.5%	COPR	HORWITH	JTLX30165

HONEYWELL SA-7 USE HAZARDOUS WASTE TRACKING (2006)										
Date Shipped	Date of Return Manifest	State Manifest	Man. Doc #	Facilty Manifest Weight (lbs)	Estimated Weight (lbs)	Manifest - Estimate (lbs)	Manifest - Estimate (%)	Material	Transporter	RAILCAR #
06/23/09	07/23/09	005951874	77119	17,740	49,600	(31,860)	-179.6%	COPR	HORWITH	CEFX35840
06/23/09	07/23/09	005951875	77120	68,960	50,360	18,600	27.0%	COPR	HORWITH	CEFX35840
06/23/09	07/23/09	005951876	77121	68,440	51,380	17,060	24.9%	COPR	HORWITH	CEFX35840
06/23/09	07/23/09	005951877	77122	44,680	50,860	(6,180)	-13.8%	COPR	HORWITH	CEFX35840
06/23/09	07/23/09	005951878	77123	60,700	51,920	8,780	14.5%	COPR	HORWITH	CITX300143
06/23/09	07/23/09	005951879	77124	76,960	48,860	28,100	36.5%	COPR	HORWITH	CITX300143
06/23/09	07/23/09	005951880	77125	29,700	51,360	(21,660)	-72.9%	COPR	HORWITH	CITX300143
06/23/09	07/23/09	005951881	77126	29,700	50,580	(20,880)	-70.3%	COPR	HORWITH	CITX300143
06/23/09	07/23/09	005951882	77127	41,460	49,820	(8,360)	-20.2%	COPR	HORWITH	CITX300100
06/23/09	07/23/09	005951883	77128	76,740	50,700	26,040	33.9%	COPR	HORWITH	CITX300100
06/23/09	07/23/09	005951884	77129	69,000	49,500	19,500	28.3%	COPR	HORWITH	CITX300100
06/23/09	07/23/09	005951885	77130	8,280	51,540	(43,260)	-522.5%	COPR	HORWITH	CITX300100
06/23/09	07/23/09	005951886	77131	36,340	51,000	(14,660)	-40.3%	COPR	HORWITH	CEFX35816
06/23/09	07/23/09	005951887	77132	64,960	50,820	14,140	21.8%	COPR	HORWITH	CEFX35816
06/23/09	07/23/09	005951888	77133	65,960	51,880	14,080	21.3%	COPR	HORWITH	CEFX35816
06/23/09	07/23/09	005951889	77134	35,320	51,960	(16,640)	-47.1%	COPR	HORWITH	CEFX35816
06/23/09	07/23/09	005951890	77135	28,060	50,280	(22,220)	-79.2%	COPR	HORWITH	CITX300160
06/23/09	07/23/09	005951891	77136	66,140	48,480	17,660	26.7%	COPR	HORWITH	CITX300160
06/23/09	07/23/09	005951892	77137	68,080	51,080	17,000	25.0%	COPR	HORWITH	CITX300160
06/23/09	07/23/09	005951893	77138	30,960	51,940	(20,980)	-67.8%	COPR	HORWITH	CITX300160
06/23/09	07/23/09	005951894	77139	12,240	50,080	(37,840)	-309.2%	COPR	HORWITH	CITX300167
06/23/09	07/23/09	005951895	77140	77,020	50,280	26,740	34.7%	COPR	HORWITH	CITX300167
06/23/09	07/23/09	005951896	77141	69,100	51,160	17,940	26.0%	COPR	HORWITH	CITX300167
06/23/09	07/23/09	005951897	77142	40,400	50,300	(9,900)	-24.5%	COPR	HORWITH	CITX300167
06/23/09	07/23/09	005951898	77143	54,360	49,800	4,560	8.4%	COPR	HORWITH	CITX300153
06/23/09	07/23/09	005951899	77144	48,640	50,740	(2,100)	-4.3%	COPR	HORWITH	CITX300153
06/23/09	07/23/09	005951900	77145	77,020	49,540	27,480	35.7%	COPR	HORWITH	CITX300153
06/23/09	07/23/09	005951901	77146	15,120	51,380	(36,260)	-239.8%	COPR	HORWITH	CITX300153
06/23/09	07/23/09	005951902	77147	31,040	48,980	(17,940)	-57.8%	COPR	HORWITH	JTLX30157
06/23/09	07/23/09	005951903	77148	67,440	49,720	17,720	26.3%	COPR	HORWITH	JTLX30157
06/23/09	07/23/09	005951904	77149	65,240	50,540	14,700	22.5%	COPR	HORWITH	JTLX30157
06/23/09	07/23/09	005951905	77150	27,360	48,300	(20,940)	-76.5%	COPR	HORWITH	JTLX30157
06/23/09	07/23/09	005951906	77151	21,800	49,140	(27,340)	-125.4%	COPR	HORWITH	CEFX35244
06/23/09	07/23/09	005951907	77152	68,760	49,980	18,780	27.3%	COPR	HORWITH	CEFX35244
06/23/09	07/23/09	005951908	77153	68,860	50,280	18,580	27.0%	COPR	HORWITH	JTLX30116
06/23/09	07/23/09	005951909	77154	66,860	49,740	17,120	25.6%	COPR	HORWITH	CEFX35244
06/23/09	07/23/09	005951910	77155	36,420	50,240	(13,820)	-37.9%	COPR	HORWITH	CEFX35244
06/23/09	07/23/09	005951911	77156	77,360	49,120	28,240	36.5%	COPR	HORWITH	CHUX220
06/23/09	07/23/09	005951912	77157	76,140	50,380	25,760	33.8%	COPR	HORWITH	CHUX220
06/23/09	07/23/09	005951913	77158	78,660	50,540	28,120	35.7%	COPR	HORWITH	JTLX30146
06/23/09	07/23/09	005951914	77159	23,160	50,220	(27,060)	-116.8%	COPR	HORWITH	CHUX220
06/23/09	07/23/09	005951915	77160	23,160	52,220	(29,060)	-125.5%	COPR	HORWITH	CHUX220
06/23/09	07/23/09	005951916	77161	67,400	48,540	18,860	28.0%	COPR	HORWITH	JTLX30146
06/23/09	07/23/09	005951917	77162	23,700	48,740	(25,040)	-105.7%	COPR	HORWITH	JTLX30146
06/23/09	07/23/09	005951918	77163	23,700	48,500	(24,800)	-104.6%	COPR	HORWITH	JTLX30146
06/23/09	07/23/09	005951919	77164	53,620	50,100	3,520	6.6%	COPR	HORWITH	JTLX30116
06/23/09	07/23/09	005951920	77165	33,120	48,760	(15,640)	-47.2%	COPR	HORWITH	JTLX30116
06/23/09	07/23/09	005951921	77166	33,140	49,180	(16,040)	-48.4%	COPR	HORWITH	JTLX30116
06/23/09	07/23/09	005951922	77167	7,140	48,860	(41,720)	-584.3%	COPR	HORWITH	CHUX182
06/23/09	07/23/09	005951923	77168	66,200	50,620	15,580	23.5%	COPR	HORWITH	CHUX182
06/23/09	07/23/09	005951924	77169	66,360	49,560	16,800	25.3%	COPR	HORWITH	CHUX182
06/23/09	07/23/09	005951925	77170	50,280	48,320	1,960	3.9%	COPR	HORWITH	CHUX182
06/23/09	07/23/09	005951926	77171	28,860	48,300	(19,440)	-67.4%	COPR	HORWITH	JTLX30165
06/23/09	07/23/09	005951927	77172	77,040	50,520	26,520	34.4%	COPR	HORWITH	CEFX35815
06/23/09	07/23/09	005951928	77173	32,360	48,920	(16,560)	-51.2%	COPR	HORWITH	CEFX35815
06/23/09	07/23/09	005951929	77174	68,520	49,820	18,700	27.3%	COPR	HORWITH	CEFX35815
06/23/09	07/23/09	005951930	77175	14,440	50,660	(36,220)	-250.8%	COPR	HORWITH	CEFX35815
06/24/09	07/23/09	005951931	77176	15,200	51,380	(36,180)	-238.0%	COPR	HORWITH	CITX300148
06/24/09	07/23/09	005951932	77177	65,540	49,400	16,140	24.6%	COPR	HORWITH	CITX300148
06/24/09	07/23/09	005951933	77178	67,040	50,080	16,960	25.3%	COPR	HORWITH	CITX300148
06/24/09	07/23/09	005951934	77179	47,560	50,460	(2,900)	-6.1%	COPR	HORWITH	CITX300148
06/24/09	07/23/09	005951935	77180	68,280	48,060	20,220	29.6%	COPR	HORWITH	CHUX236
06/24/09	07/23/09	005951936	77181	77,320	52,180	25,140	32.5%	COPR	HORWITH	CHUX236
06/24/09	07/23/09	005951937	77182	26,960	50,080	(23,120)	-85.8%	COPR	HORWITH	CHUX236
06/24/09	07/23/09	005951938	77183	26,960	50,240	(23,280)	-86.4%	COPR	HORWITH	CHUX236
06/24/09	07/23/09	005951939	77184	66,400	50,720	15,680	23.6%	COPR	HORWITH	CHUX227
06/24/09	07/23/09	005951940	77185	75,360	50,500	24,860	33.0%	COPR	HORWITH	CHUX227
06/24/09	07/23/09	005951941	77186	30,720	51,160	(20,440)	-66.5%	COPR	HORWITH	CHUX227
06/24/09	07/23/09	005951942	77187	30,720	51,380	(20,660)	-67.3%	COPR	HORWITH	CHUX227
06/24/09	07/23/09	005951943	77188	38,960	50,240	(11,280)	-29.0%	COPR	HORWITH	CEFX35836
06/24/09	07/23/09	005951944	77189	76,180	49,440	26,740	35.1%	COPR	HORWITH	CEFX35836
06/24/09	07/23/09	005951945	77190	38,060	50,140	(12,080)	-31.7%	COPR	HORWITH	CEFX35836
06/24/09	07/23/09	005951946	77191	38,080	50,100	(12,020)	-31.6%	COPR	HORWITH	CEFX35836
06/24/09	07/23/09	005951947	77192	76,060	49,680	26,380	34.7%	COPR	HORWITH	CHUX331
06/24/09	07/23/09	005951948	77193	68,240	50,140	18,100	26.5%	COPR	HORWITH	CHUX331
06/24/09	07/23/09	005951949	77194	24,460	49,940	(25,480)	-104.2%	COPR	HORWITH	CHUX331
06/24/09	07/23/09	005951950	77195	24,460	49,380	(24,920)	-101.9%	COPR	HORWITH	CHUX331
06/24/09	07/23/09	005951951	77196	57,940	49,720	8,220	14.2%	COPR	HORWITH	CHUX241
06/24/09	07/23/09	005951952	77197	66,360	50,500	15,860	23.9%	COPR	HORWITH	CHUX241

HONEYWELL SA-7 USE HAZARDOUS WASTE TRACKING (2006)										
Date Shipped	Date of Return Manifest	State Manifest	Man. Doc #	Facilty Manifest Weight (lbs)	Estimated Weight (lbs)	Manifest - Estimate (lbs)	Manifest - Estimate (%)	Material	Transporter	RAILCAR #
06/24/09	07/23/09	005951953	77198	38,400	52,140	(13,740)	-35.8%	COPR	HORWITH	CHUX241
06/24/09	07/23/09	005951954	77199	38,420	50,980	(12,560)	-32.7%	COPR	HORWITH	CHUX241
06/24/09	07/23/09	005951955	77200	36,840	50,980	(14,140)	-38.4%	COPR	HORWITH	JTLX30121
06/24/09	07/23/09	005951956	77201	65,660	50,800	14,860	22.6%	COPR	HORWITH	JTLX30121
06/24/09	07/23/09	005951957	77202	75,860	50,740	25,120	33.1%	COPR	HORWITH	JTLX30121
06/24/09	07/23/09	005951958	77203	29,160	51,060	(21,900)	-75.1%	COPR	HORWITH	CITX300131
06/24/09	07/23/09	005951959	77204	76,580	49,520	27,060	35.3%	COPR	HORWITH	CITX300131
06/24/09	07/23/09	005951960	77205	68,040	48,160	19,880	29.2%	COPR	HORWITH	CITX300131
06/24/09	07/23/09	005951961	77206	17,840	49,820	(31,980)	-179.3%	COPR	HORWITH	CITX300131
06/24/09	07/23/09	005951962	77207	10,740	49,120	(38,380)	-357.4%	COPR	HORWITH	JTLX30103
06/24/09	07/23/09	005951963	77208	68,820	49,580	19,240	28.0%	COPR	HORWITH	JTLX30103
06/24/09	07/23/09	005951964	77209	68,960	49,320	19,640	28.5%	COPR	HORWITH	JTLX30103
06/24/09	07/23/09	005951965	77210	43,760	49,540	(5,780)	-13.2%	COPR	HORWITH	JTLX30103
06/24/09	07/23/09	005951966	77211	49,280	50,000	(720)	-1.5%	COPR	HORWITH	CHUX289
06/24/09	07/23/09	005951967	77212	76,400	49,360	27,040	35.4%	COPR	HORWITH	CHUX289
06/24/09	07/23/09	005951968	77213	33,000	50,280	(17,280)	-52.4%	COPR	HORWITH	CHUX289
06/24/09	07/23/09	005951969	77214	33,020	49,460	(16,440)	-49.8%	COPR	HORWITH	CHUX289
06/24/09	07/23/09	005951970	77215	18,140	48,940	(30,800)	-169.8%	COPR	HORWITH	JTLX30121
06/24/09	07/23/09	005951971	77216	18,940	48,960	(30,020)	-158.5%	COPR	HORWITH	CHUX116
06/24/09	07/23/09	005951972	77217	75,400	49,120	26,280	34.9%	COPR	HORWITH	CHUX116
06/24/09	07/23/09	005951973	77218	67,080	49,920	17,160	25.6%	COPR	HORWITH	CHUX116
06/24/09	07/23/09	005951974	77219	30,140	49,540	(19,400)	-64.4%	COPR	HORWITH	CHUX116
06/24/09	07/23/09	005951975	77220	75,720	49,680	26,040	34.4%	COPR	HORWITH	CITX300163
06/24/09	07/23/09	005951976	77221	66,960	51,060	15,900	23.7%	COPR	HORWITH	CITX300163
06/24/09	07/23/09	005951977	77222	28,400	50,480	(22,080)	-77.7%	COPR	HORWITH	CITX300163
06/24/09	07/23/09	005951978	77223	28,400	51,820	(23,420)	-82.5%	COPR	HORWITH	CITX300163
06/24/09	07/23/09	005951979	77224	51,120	51,940	(820)	-1.6%	COPR	HORWITH	NDYX320465
06/24/09	07/23/09	005951980	77225	38,440	52,560	(14,120)	-36.7%	COPR	HORWITH	NDYX320465
06/24/09	07/23/09	005951981	77226	38,440	51,440	(13,000)	-33.8%	COPR	HORWITH	NDYX320465
06/24/09	07/23/09	005951982	77227	67,520	50,620	16,900	25.0%	COPR	HORWITH	NDYX320465
06/24/09	07/23/09	005951983	77228	66,680	51,080	15,600	23.4%	COPR	HORWITH	CHUX155
06/24/09	07/23/09	005951984	77229	50,740	51,300	(560)	-1.1%	COPR	HORWITH	CHUX155
06/24/09	07/23/09	005951985	77230	67,540	48,800	18,740	27.7%	COPR	HORWITH	CHUX155
06/24/09	07/23/09	005951986	77231	9,440	50,040	(40,600)	-430.1%	COPR	HORWITH	CHUX155
06/25/09	07/23/09	005951987	77232	76,840	50,220	26,620	34.6%	COPR	HORWITH	CEFX35238
06/25/09	07/23/09	005951988	77233	68,480	50,440	18,040	26.3%	COPR	HORWITH	CEFX35238
06/25/09	07/23/09	005951989	77234	15,260	51,060	(35,800)	-234.6%	COPR	HORWITH	CEFX35238
06/25/09	07/23/09	005951990	77235	36,820	49,220	(12,400)	-33.7%	COPR	HORWITH	CEFX35819
06/25/09	07/23/09	005951991	77236	36,160	51,440	(15,280)	-42.3%	COPR	HORWITH	CEFX35238
06/25/09	07/23/09	005951992	77237	30,120	50,800	(20,680)	-68.7%	COPR	HORWITH	CEFX35245
06/25/09	07/23/09	005951993	77238	64,980	50,600	14,380	22.1%	COPR	HORWITH	CHUX254
06/25/09	07/23/09	005951994	77239	65,920	49,500	16,420	24.9%	COPR	HORWITH	CEFX35819
06/25/09	07/23/09	005951995	77240	66,620	52,200	14,420	21.6%	COPR	HORWITH	CEFX35819
06/25/09	07/23/09	005951996	77241	25,980	49,460	(23,480)	-90.4%	COPR	HORWITH	CEFX35819
06/25/09	07/23/09	005951997	77242	17,460	51,040	(33,580)	-192.3%	COPR	HORWITH	CEFX35245
06/25/09	07/23/09	005951998	77243	75,240	51,780	23,460	31.2%	COPR	HORWITH	CEFX35245
06/25/09	07/23/09	005951999	77244	8,480	51,400	(42,920)	-506.1%	COPR	HORWITH	CHUX254
06/25/09	07/23/09	005952000	77245	76,140	51,080	25,060	32.9%	COPR	HORWITH	CEFX35245
06/25/09	07/23/09	005952501	77246	75,820	51,460	24,360	32.1%	COPR	HORWITH	CHUX254
06/25/09	07/23/09	005952502	77247	49,680	50,760	(1,080)	-2.2%	COPR	HORWITH	CHUX254
06/25/09	07/23/09	005952503	77248	66,720	50,220	16,500	24.7%	COPR	HORWITH	JTLX260
06/25/09	07/23/09	005952504	77249	66,720	50,320	16,400	24.6%	COPR	HORWITH	JTLX260
06/25/09	07/23/09	005952505	77250	28,380	48,320	(19,940)	-70.3%	COPR	HORWITH	JTLX260
06/25/09	07/23/09	005952506	77251	28,380	49,820	(21,440)	-75.5%	COPR	HORWITH	JTLX260
06/25/09	07/23/09	005952507	77252	19,260	48,960	(29,700)	-154.2%	COPR	HORWITH	JTLX168
06/25/09	07/23/09	005952508	77253	67,240	50,260	16,980	25.3%	COPR	HORWITH	JTLX168
06/25/09	07/23/09	005952509	77254	76,720	50,500	26,220	34.2%	COPR	HORWITH	JTLX168
06/25/09	07/23/09	005952510	77255	32,080	51,760	(19,680)	-61.3%	COPR	HORWITH	JTLX168
06/25/09	07/23/09	005952511	77256	11,520	52,140	(40,620)	-352.6%	COPR	HORWITH	CHUX180
06/25/09	07/23/09	005952512	77257	68,100	49,620	18,480	27.1%	COPR	HORWITH	CHUX180
06/25/09	07/23/09	005952513	77258	68,300	50,600	17,700	25.9%	COPR	HORWITH	CHUX180
06/25/09	07/23/09	005952514	77259	47,120	48,040	(920)	-2.0%	COPR	HORWITH	CHUX180
06/25/09	07/30/09	005952515	77260	60,460	49,500	10,960	18.1%	COPR	HORWITH	CHUX195
06/25/09	07/30/09	005952516	77261	68,700	48,020	20,680	30.1%	COPR	HORWITH	CHUX195
06/25/09	07/30/09	005952517	77262	33,160	50,000	(16,840)	-50.8%	COPR	HORWITH	CHUX195
06/25/09	07/30/09	005952518	77263	33,160	51,900	(18,740)	-56.5%	COPR	HORWITH	CHUX195
06/25/09	07/23/09	005952519	77264	25,700	49,560	(23,860)	-92.8%	COPR	HORWITH	CITX300127
06/25/09	07/23/09	005952520	77265	67,800	51,180	16,620	24.5%	COPR	HORWITH	CITX300127
06/25/09	07/23/09	005952521	77266	65,400	51,440	13,960	21.3%	COPR	HORWITH	CITX300127
06/25/09	07/23/09	005952522	77267	41,120	50,460	(9,340)	-22.7%	COPR	HORWITH	CITX300127
06/25/09	07/23/09	005952523	77268	58,620	51,480	7,140	12.2%	COPR	HORWITH	CHUX238
06/25/09	07/23/09	005952524	77269	77,080	50,400	26,680	34.6%	COPR	HORWITH	CHUX238
06/25/09	07/23/09	005952525	77270	32,660	49,900	(17,240)	-52.8%	COPR	HORWITH	CHUX238
06/25/09	07/23/09	005952526	77271	32,660	52,440	(19,780)	-60.6%	COPR	HORWITH	CHUX238
06/25/09	07/23/09	005952527	77272	52,400	48,840	3,560	6.8%	COPR	HORWITH	JTLX30111
06/25/09	07/23/09	005952528	77273	67,120	49,700	17,420	26.0%	COPR	HORWITH	JTLX30111
06/25/09	07/23/09	005952529	77274	68,400	49,100	19,300	28.2%	COPR	HORWITH	JTLX30111
06/25/09	07/23/09	005952530	77275	50,360	51,140	(780)	-1.5%	COPR	HORWITH	JTLX30130
06/25/09	07/23/09	005952531	77276	7,240	52,720	(45,480)	-628.2%	COPR	HORWITH	JTLX30111

HONEYWELL SA-7 USE HAZARDOUS WASTE TRACKING (2006)										
Date Shipped	Date of Return Manifest	State Manifest	Man. Doc #	Facilty Manifest Weight (lbs)	Estimated Weight (lbs)	Manifest - Estimate (lbs)	Manifest - Estimate (%)	Material	Transporter	RAILCAR #
06/25/09	07/23/09	005952532	77277	68,380	52,220	16,160	23.6%	COPR	HORWITH	JTLX30130
06/25/09	07/23/09	005952533	77278	68,080	52,180	15,900	23.4%	COPR	HORWITH	JTLX30130
06/25/09	07/23/09	005952534	77279	13,920	51,460	(37,540)	-269.7%	COPR	HORWITH	JTLX30130
06/25/09	07/30/09	005952535	77280	35,260	50,400	(15,140)	-42.9%	COPR	HORWITH	CHUX274
06/25/09	07/30/09	005952536	77281	29,220	50,540	(21,320)	-73.0%	COPR	HORWITH	CHUX274
06/25/09	07/30/09	005952537	77282	76,140	52,300	23,840	31.3%	COPR	HORWITH	CHUX274
06/25/09	07/30/09	005952538	77283	59,600	51,180	8,420	14.1%	COPR	HORWITH	CHUX274
06/25/09	07/23/09	005952539	77284	44,020	51,080	(7,060)	-16.0%	COPR	HORWITH	JTLX267
06/25/09	07/23/09	005952540	77285	68,420	50,300	18,120	26.5%	COPR	HORWITH	JTLX267
06/25/09	07/23/09	005952541	77286	68,680	50,480	18,200	26.5%	COPR	HORWITH	JTLX267
06/25/09	07/23/09	005952542	77287	18,240	50,560	(32,320)	-177.2%	COPR	HORWITH	JTLX267
06/26/09	07/23/09	005952543	77288	28,560	51,340	(22,780)	-79.8%	COPR	HORWITH	CHUX172
06/26/09	07/23/09	005952544	77289	67,240	51,000	16,240	24.2%	COPR	HORWITH	CHUX172
06/26/09	07/23/09	005952545	77290	77,200	49,980	27,220	35.3%	COPR	HORWITH	CHUX172
06/26/09	07/23/09	005952546	77291	23,940	49,000	(25,060)	-104.7%	COPR	HORWITH	CHUX172
06/26/09	07/23/09	005952547	77292	31,980	50,100	(18,120)	-56.7%	COPR	HORWITH	CITX300120
06/26/09	07/23/09	005952548	77293	56,100	51,040	5,060	9.0%	COPR	HORWITH	CITX300120
06/26/09	07/23/09	005952549	77294	67,840	48,720	19,120	28.2%	COPR	HORWITH	CITX300159
06/26/09	07/23/09	005952550	77295	66,160	48,020	18,140	27.4%	COPR	HORWITH	CITX300120
06/26/09	07/23/09	005952551	77296	39,460	50,820	(11,360)	-28.8%	COPR	HORWITH	CITX300120
06/26/09	07/23/09	005952552	77297	76,940	49,640	27,300	35.5%	COPR	HORWITH	CITX300140
06/26/09	07/23/09	005952553	77298	43,380	50,240	(6,860)	-15.8%	COPR	HORWITH	CITX300159
06/26/09	07/23/09	005952554	77299	66,800	49,920	16,880	25.3%	COPR	HORWITH	CITX300159
06/26/09	07/23/09	005952555	77300	12,320	49,500	(37,180)	-301.8%	COPR	HORWITH	CITX300159
06/26/09	07/23/09	005952556	77301	23,720	50,960	(27,240)	-114.8%	COPR	HORWITH	CHUX221
06/26/09	07/23/09	005952557	77302	67,520	51,160	16,360	24.2%	COPR	HORWITH	CHUX221
06/26/09	07/23/09	005952558	77303	76,500	49,340	27,160	35.5%	COPR	HORWITH	CHUX221
06/26/09	07/23/09	005952559	77304	27,480	49,760	(22,280)	-81.1%	COPR	HORWITH	CHUX221
06/26/09	07/23/09	005952560	77305	8,740	51,880	(43,140)	-493.6%	COPR	HORWITH	CITX300140
06/26/09	07/23/09	005952561	77306	68,440	50,240	18,200	26.6%	COPR	HORWITH	CITX300140
06/26/09	07/23/09	005952562	77307	42,180	50,880	(8,700)	-20.6%	COPR	HORWITH	CITX300140
06/26/09	07/23/09	005952563	77308	60,680	50,600	10,080	16.6%	COPR	HORWITH	JTLX170
06/26/09	07/23/09	005952564	77309	75,980	51,860	24,120	31.7%	COPR	HORWITH	JTLX170
06/26/09	07/23/09	005952565	77310	29,260	51,660	(22,400)	-76.6%	COPR	HORWITH	JTLX170
06/26/09	07/23/09	005952566	77311	29,240	51,080	(21,840)	-74.7%	COPR	HORWITH	JTLX170
06/26/09	07/23/09	005952567	77312	55,040	51,140	3,900	7.1%	COPR	HORWITH	JTLX30143
06/26/09	07/23/09	005952568	77313	77,080	50,560	26,520	34.4%	COPR	HORWITH	JTLX30143
06/26/09	07/23/09	005952569	77314	65,980	52,160	13,820	20.9%	COPR	HORWITH	JTLX30143
06/26/09	07/23/09	005952570	77315	6,740	50,380	(43,640)	-647.5%	COPR	HORWITH	JTLX30143
06/26/09	07/23/09	005952571	77316	30,260	50,660	(20,400)	-67.4%	COPR	HORWITH	JTLX275
06/26/09	07/23/09	005952572	77317	48,880	50,660	(1,780)	-3.6%	COPR	HORWITH	CHUX185
06/26/09	07/23/09	005952573	77318	38,500	49,560	(11,060)	-28.7%	COPR	HORWITH	CHUX185
06/26/09	07/23/09	005952574	77319	38,480	51,420	(12,940)	-33.6%	COPR	HORWITH	CHUX185
06/26/09	07/23/09	005952575	77320	67,880	48,660	19,220	28.3%	COPR	HORWITH	CHUX185
06/26/09	07/23/09	005952576	77321	60,660	50,660	10,000	16.5%	COPR	HORWITH	JTLX275
06/26/09	07/23/09	005952577	77322	51,800	51,180	620	1.2%	COPR	HORWITH	CHUX179
06/26/09	07/23/09	005952578	77323	30,240	51,180	(20,940)	-69.2%	COPR	HORWITH	JTLX275
06/26/09	07/23/09	005952579	77324	77,720	49,620	28,100	36.2%	COPR	HORWITH	JTLX275
06/26/09	07/23/09	005952580	77325	76,320	52,820	23,500	30.8%	COPR	HORWITH	CHUX179
06/26/09	07/23/09	005952581	77326	35,760	49,780	(14,020)	-39.2%	COPR	HORWITH	CEFX35236
06/26/09	07/23/09	005952582	77327	37,980	49,900	(11,920)	-31.4%	COPR	HORWITH	CHUX179
06/26/09	07/23/09	005952583	77328	25,820	51,760	(25,940)	-100.5%	COPR	HORWITH	CHUX128
06/26/09	07/23/09	005952584	77329	76,340	50,320	26,020	34.1%	COPR	HORWITH	CEFX35236
06/26/09	07/23/09	005952585	77330	37,980	49,900	(11,920)	-31.4%	COPR	HORWITH	CHUX179
06/26/09	07/23/09	005952586	77331	67,160	49,300	17,860	26.6%	COPR	HORWITH	CEFX35236
06/26/09	07/23/09	005952587	77332	16,360	49,280	(32,920)	-201.2%	COPR	HORWITH	CEFX35236
06/26/09	07/23/09	005952588	77333	68,940	51,820	17,120	24.8%	COPR	HORWITH	CHUX128
06/26/09	07/23/09	005952589	77334	77,360	50,880	26,480	34.2%	COPR	HORWITH	CHUX128
06/26/09	07/23/09	005952590	77335	30,480	50,980	(20,500)	-67.3%	COPR	HORWITH	CHUX128
06/26/09	07/23/09	005952591	77336	76,780	50,400	26,380	34.4%	COPR	HORWITH	CHUX157
06/26/09	07/23/09	005952592	77337	76,700	50,640	26,060	34.0%	COPR	HORWITH	CHUX157
06/26/09	07/23/09	005952593	77338	21,060	49,260	(28,200)	-133.9%	COPR	HORWITH	CHUX157
06/26/09	07/23/09	005952594	77339	21,060	50,340	(29,280)	-139.0%	COPR	HORWITH	CHUX157
06/26/09	07/23/09	005952595	77340	33,800	50,620	(16,820)	-49.8%	COPR	HORWITH	CITX300147
06/26/09	07/23/09	005952596	77341	33,820	51,400	(17,580)	-52.0%	COPR	HORWITH	CITX300147
06/26/09	07/23/09	005952597	77342	68,900	50,940	17,960	26.1%	COPR	HORWITH	CITX300147
06/26/09	07/23/09	005952598	77343	66,000	48,000	18,000	27.3%	COPR	HORWITH	CITX300147
06/29/09	07/23/09	005952601	77344	13,280	51,200	(37,920)	-285.5%	COPR	HORWITH	CHUX308
06/29/09	07/23/09	005952602	77345	75,720	50,540	25,180	33.3%	COPR	HORWITH	CHUX308
06/29/09	07/23/09	005952603	77346	74,640	50,780	23,860	32.0%	COPR	HORWITH	CHUX308
06/29/09	07/23/09	005952604	77347	32,840	49,020	(16,180)	-49.3%	COPR	HORWITH	CHUX308
06/29/09	07/23/09	005952605	77348	11,040	51,900	(40,860)	-370.1%	COPR	HORWITH	JTLX254
06/29/09	07/23/09	005952606	77349	67,420	49,980	17,440	25.9%	COPR	HORWITH	JTLX254
06/29/09	07/23/09	005952607	77350	67,620	51,580	16,040	23.7%	COPR	HORWITH	JTLX254
06/29/09	07/23/09	005952608	77351	53,160	50,920	2,240	4.2%	COPR	HORWITH	JTLX254
06/29/09	07/23/09	005952609	77352	64,960	48,340	16,620	25.6%	COPR	HORWITH	CHUX268
06/29/09	07/23/09	005952610	77353	26,940	52,400	(25,460)	-94.5%	COPR	HORWITH	CHUX268
06/29/09	07/23/09	005952611	77354	75,420	48,940	26,480	35.1%	COPR	HORWITH	CHUX268
06/29/09	07/23/09	005952612	77355	26,960	51,520	(24,560)	-91.1%	COPR	HORWITH	CHUX268

HONEYWELL SA-7 USE HAZARDOUS WASTE TRACKING (2006)										
Date Shipped	Date of Return Manifest	State Manifest	Man. Doc #	Facilty Manifest Weight (lbs)	Estimated Weight (lbs)	Manifest - Estimate (lbs)	Manifest - Estimate (%)	Material	Transporter	RAILCAR #
06/29/09	07/23/09	005952613	77356	45,660	50,100	(4,440)	-9.7%	COPR	HORWITH	CITX300130
06/29/09	07/23/09	005952614	77357	75,100	50,480	24,620	32.8%	COPR	HORWITH	CITX300130
06/29/09	07/23/09	005952615	77358	37,400	49,100	(11,700)	-31.3%	COPR	HORWITH	CITX300130
06/29/09	07/23/09	005952616	77359	37,420	50,760	(13,340)	-35.6%	COPR	HORWITH	CITX300130
06/29/09	07/30/09	005952617	77360	33,660	50,440	(16,780)	-49.9%	COPR	HORWITH	CHUX249
06/29/09	07/30/09	005952618	77361	69,220	50,360	18,860	27.2%	COPR	HORWITH	CHUX249
06/29/09	07/30/09	005952619	77362	67,020	51,180	15,840	23.6%	COPR	HORWITH	CHUX249
06/29/09	07/30/09	005952620	77363	33,660	50,460	(16,800)	-49.9%	COPR	HORWITH	CHUX249
06/29/09	07/23/09	005952621	77364	43,460	50,220	(6,760)	-15.6%	COPR	HORWITH	CEFX35246
06/29/09	07/23/09	005952622	77365	66,200	50,640	15,560	23.5%	COPR	HORWITH	CEFX35246
06/29/09	07/23/09	005952623	77366	67,460	50,280	17,180	25.5%	COPR	HORWITH	CEFX35246
06/29/09	07/23/09	005952624	77367	75,840	50,140	25,700	33.9%	COPR	HORWITH	CHUX101
06/29/09	07/23/09	005952625	77368	20,500	52,220	(31,720)	-154.7%	COPR	HORWITH	CEFX35246
06/29/09	07/23/09	005952626	77369	36,000	51,140	(15,140)	-42.1%	COPR	HORWITH	CHUX101
06/29/09	07/23/09	005952627	77370	64,900	48,760	16,140	24.9%	COPR	HORWITH	CHUX101
06/29/09	07/23/09	005952628	77371	21,400	52,100	(30,700)	-143.5%	COPR	HORWITH	CHUX101
06/29/09	07/23/09	005952629	77372	13,400	50,620	(37,220)	-277.8%	COPR	HORWITH	JTLX185
06/29/09	07/23/09	005952630	77373	67,360	49,700	17,660	26.2%	COPR	HORWITH	JTLX185
06/29/09	07/23/09	005952631	77374	75,460	50,820	24,640	32.7%	COPR	HORWITH	JTLX185
06/29/09	07/23/09	005952632	77375	39,020	50,340	(11,320)	-29.0%	COPR	HORWITH	JTLX185
06/29/09	07/23/09	005952633	77376	23,560	50,900	(27,340)	-116.0%	COPR	HORWITH	CEFX35832
06/29/09	07/23/09	005952634	77377	67,320	49,920	17,400	25.8%	COPR	HORWITH	CEFX35832
06/29/09	07/23/09	005952635	77378	77,220	50,340	26,880	34.8%	COPR	HORWITH	CEFX35832
06/29/09	07/23/09	005952636	77379	32,720	51,080	(18,360)	-56.1%	COPR	HORWITH	CEFX35832
06/29/09	07/23/09	005952637	77380	53,300	50,940	2,360	4.4%	COPR	HORWITH	CITX300150
06/29/09	07/23/09	005952638	77381	66,940	52,720	14,220	21.2%	COPR	HORWITH	CITX300150
06/29/09	07/23/09	005952639	77382	66,920	50,920	16,000	23.9%	COPR	HORWITH	CITX300150
06/29/09	07/23/09	005952640	77383	17,100	51,680	(34,580)	-202.2%	COPR	HORWITH	CITX300150
06/29/09	07/23/09	005952641	77384	14,400	51,260	(36,860)	-256.0%	COPR	HORWITH	CHUX260
06/29/09	07/30/09	005952642	77385	68,960	50,920	18,040	26.2%	COPR	HORWITH	DJLX98506
06/29/09	07/23/09	005952643	77386	65,720	51,980	13,740	20.9%	COPR	HORWITH	CHUX260
06/29/09	07/23/09	005952644	77387	53,560	50,460	3,100	5.8%	COPR	HORWITH	CHUX260
06/29/09	07/23/09	005952645	77388	65,920	51,700	14,220	21.6%	COPR	HORWITH	CHUX260
06/29/09	07/23/09	005952646	77389	38,540	50,180	(11,640)	-30.2%	COPR	HORWITH	CHUX118
06/29/09	07/23/09	005952647	77390	66,680	50,020	16,660	25.0%	COPR	HORWITH	CHUX118
06/29/09	07/23/09	005952648	77391	76,840	49,500	27,340	35.6%	COPR	HORWITH	CHUX118
06/29/09	07/23/09	005952649	77392	13,760	50,640	(36,880)	-268.0%	COPR	HORWITH	CHUX118
06/29/09	07/23/09	005952650	77393	31,560	50,720	(19,160)	-60.7%	COPR	HORWITH	CHUX186
06/29/09	07/23/09	005952651	77394	75,120	51,740	23,380	31.1%	COPR	HORWITH	CHUX186
06/29/09	07/23/09	005952652	77395	64,220	51,740	12,480	19.4%	COPR	HORWITH	CHUX186
06/29/09	07/23/09	005952653	77396	27,900	51,320	(23,420)	-83.9%	COPR	HORWITH	CHUX186
06/29/09	07/30/09	005952654	77397	77,860	50,680	27,180	34.9%	COPR	HORWITH	DJLX98506
06/29/09	07/30/09	005952655	77398	24,680	51,780	(27,100)	-109.8%	COPR	HORWITH	DJLX98506
06/30/09	07/23/09	005952656	77399	9,100	49,000	(39,900)	-438.5%	COPR	HORWITH	CITX300020
06/30/09	07/23/09	005952657	77400	66,720	48,000	18,720	28.1%	COPR	HORWITH	CITX300020
06/30/09	07/23/09	005952658	77401	65,300	48,500	16,800	25.7%	COPR	HORWITH	CITX300020
06/30/09	07/23/09	005952659	77402	50,120	48,260	1,860	3.7%	COPR	HORWITH	CITX300020
06/30/09	07/23/09	005952660	77403	50,800	49,500	1,300	2.6%	COPR	HORWITH	CEFX35830
06/30/09	07/23/09	005952661	77404	76,560	48,300	28,260	36.9%	COPR	HORWITH	CEFX35830
06/30/09	07/23/09	005952662	77405	33,380	49,860	(16,480)	-49.4%	COPR	HORWITH	CEFX35830
06/30/09	07/23/09	005952663	77406	33,400	51,260	(17,860)	-53.5%	COPR	HORWITH	CEFX35830
06/30/09	07/23/09	005952664	77407	42,700	50,380	(7,680)	-18.0%	COPR	HORWITH	CITX300132
06/30/09	07/23/09	005952665	77408	68,740	50,200	18,540	27.0%	COPR	HORWITH	CITX300132
06/30/09	07/23/09	005952666	77409	77,540	50,820	26,720	34.5%	COPR	HORWITH	CITX300132
06/30/09	07/23/09	005952667	77410	13,240	50,720	(37,480)	-283.1%	COPR	HORWITH	CITX300132
06/30/09	07/23/09	005952668	77411	22,000	52,360	(30,360)	-138.0%	COPR	HORWITH	CHUX174
06/30/09	07/23/09	005952669	77412	65,820	52,100	13,720	20.8%	COPR	HORWITH	CHUX174
06/30/09	07/23/09	005952670	77413	77,440	50,220	27,220	35.1%	COPR	HORWITH	CHUX174
06/30/09	07/23/09	005952671	77414	34,920	48,040	(13,120)	-37.6%	COPR	HORWITH	CHUX174
06/30/09	07/23/09	005952672	77415	22,700	50,520	(27,820)	-122.6%	COPR	HORWITH	CHUX233
06/30/09	07/30/09	005952673	77416	35,460	49,940	(14,480)	-40.8%	COPR	HORWITH	CHUX309
06/30/09	07/30/09	005952674	77417	67,460	48,280	19,180	28.4%	COPR	HORWITH	CHUX309
06/30/09	07/30/09	005952675	77418	76,260	48,080	28,180	37.0%	COPR	HORWITH	CHUX309
06/30/09	07/30/09	005952676	77419	10,880	50,300	(39,420)	-362.3%	COPR	HORWITH	CHUX309
06/30/09	07/30/09	005952677	77420	78,040	50,920	27,120	34.8%	COPR	HORWITH	CEFX35825
06/30/09	07/30/09	005952678	77421	69,100	48,700	20,400	29.5%	COPR	HORWITH	CEFX35825
06/30/09	07/30/09	005952679	77422	16,800	49,440	(32,640)	-194.3%	COPR	HORWITH	CEFX35825
06/30/09	07/30/09	005952680	77423	30,220	50,120	(19,900)	-65.9%	COPR	HORWITH	DJLX98506
06/30/09	07/30/09	005952681	77424	30,940	49,900	(18,960)	-61.3%	COPR	HORWITH	CEFX35825
06/30/09	07/30/09	005952682	77425	67,500	50,400	17,100	25.3%	COPR	HORWITH	CHUX125
06/30/09	07/30/09	005952683	77426	66,060	50,440	15,620	23.6%	COPR	HORWITH	CHUX125
06/30/09	07/30/09	005952685	77427	12,380	49,800	(37,420)	-302.3%	COPR	HORWITH	CEFX35834
06/30/09	07/30/09	005952686	77428	77,540	50,420	27,120	35.0%	COPR	HORWITH	CEFX35834
06/30/09	07/30/09	005952687	77429	69,280	49,660	19,620	28.3%	COPR	HORWITH	CEFX35834
06/30/09	07/30/09	005952688	77430	38,460	51,600	(13,140)	-34.2%	COPR	HORWITH	CEFX35834
06/30/09	07/23/09	005952689	77431	68,800	48,900	19,900	28.9%	COPR	HORWITH	CHUX269
06/30/09	07/23/09	005952690	77432	64,620	49,020	15,600	24.1%	COPR	HORWITH	CHUX269
06/30/09	07/23/09	005952691	77433	32,520	51,860	(19,340)	-59.5%	COPR	HORWITH	CHUX269
06/30/09	07/23/09	005952696	77434	32,500	52,400	(19,900)	-61.2%	COPR	HORWITH	CHUX269

HONEYWELL SA-7 USE HAZARDOUS WASTE TRACKING (2006)

Date Shipped	Date of Return Manifest	State Manifest	Man. Doc #	Facilty Manifest Weight (lbs)	Estimated Weight (lbs)	Manifest - Estimate (lbs)	Manifest - Estimate (%)	Material	Transporter	RAILCAR #
06/30/09	07/23/09	005952697	77435	68,740	52,580	16,160	23.5%	COPR	HORWITH	CHUX233
06/30/09	07/23/09	005952698	77436	67,700	52,620	15,080	22.3%	COPR	HORWITH	CHUX233
06/30/09	07/23/09	005952699	77437	44,660	52,560	(7,900)	-17.7%	COPR	HORWITH	CHUX233
06/30/09	07/23/09	005952700	77438	77,540	50,660	26,880	34.7%	COPR	HORWITH	JTLX30118
06/30/09	07/23/09	005952701	77439	77,160	51,920	25,240	32.7%	COPR	HORWITH	JTLX30118
06/30/09	07/23/09	005952702	77440	23,040	52,100	(29,060)	-126.1%	COPR	HORWITH	JTLX30118
06/30/09	07/23/09	005952703	77441	23,060	49,160	(26,100)	-113.2%	COPR	HORWITH	JTLX30118
06/30/09	07/30/09	005952704	77442	76,720	50,320	26,400	34.4%	COPR	HORWITH	CEFX35822
06/30/09	07/30/09	005952705	77443	67,840	49,860	17,980	26.5%	COPR	HORWITH	CEFX35822
06/30/09	07/30/09	005952706	77444	24,300	50,720	(26,420)	-108.7%	COPR	HORWITH	CEFX35822
06/30/09	07/30/09	005952707	77445	24,280	49,320	(25,040)	-103.1%	COPR	HORWITH	CEFX35822
06/30/09	07/30/09	005952708	77446	33,760	50,600	(16,840)	-49.9%	COPR	HORWITH	CHUX125
06/30/09	07/30/09	005952709	77447	33,760	50,420	(16,660)	-49.3%	COPR	HORWITH	CHUX125
06/30/09	07/23/09	005952710	77448	26,980	50,820	(23,840)	-88.4%	COPR	HORWITH	CHUX207
06/30/09	07/23/09	005952711	77449	68,280	52,400	15,880	23.3%	COPR	HORWITH	CHUX207

11/12/80	**SITE TONS (Month)**	**JUN SUB-TOTAL:**	57,690,660	59,075,880	(1,385,220)	-2.40%
11/09/14	**TONS (Site)**	**CUMULATIVE TOTAL:**	370,899,180	376,098,600	(5,199,420)	-1.40%
09/27/07	**TONS (Facility)**	**CUMULATIVE TOTAL:**	370,899,180	376,098,600	(5,199,420)	-1.40%

07/01/09	07/30/09	005952716	77450	66,160	51,220	14,940	22.6%	COPR	HORWITH	CEFX35833
07/01/09	07/30/09	005952717	77451	77,340	49,500	27,840	36.0%	COPR	HORWITH	CEFX35833
07/01/09	07/30/09	005952718	77452	26,220	50,460	(24,240)	-92.4%	COPR	HORWITH	CEFX35833
07/01/09	07/30/09	005952719	77453	68,840	48,220	20,620	30.0%	COPR	HORWITH	CHUX250
07/01/09	07/30/09	005952720	77454	26,200	49,460	(23,260)	-88.8%	COPR	HORWITH	CEFX35833
07/01/09	07/30/09	005952721	77455	67,620	49,940	17,680	26.1%	COPR	HORWITH	CHUX250
07/01/09	07/30/09	005952722	77456	33,500	51,480	(17,980)	-53.7%	COPR	HORWITH	CHUX250
07/01/09	07/30/09	005952723	77457	33,500	52,060	(18,560)	-55.4%	COPR	HORWITH	CHUX250
07/01/09	07/30/09	005952724	77458	43,240	51,880	(8,640)	-20.0%	COPR	HORWITH	JTLX232
07/01/09	07/30/09	005952725	77459	76,560	51,160	25,400	33.2%	COPR	HORWITH	JTLX232
07/01/09	07/30/09	005952726	77460	76,700	50,700	26,000	33.9%	COPR	HORWITH	JTLX232
07/01/09	07/30/09	005952727	77461	7,680	52,060	(44,380)	-577.9%	COPR	HORWITH	JTLX232
07/01/09	07/30/09	005952728	77462	38,480	49,120	(10,640)	-27.7%	COPR	HORWITH	CHUX332
07/01/09	07/30/09	005952729	77463	76,980	44,620	32,360	42.0%	COPR	HORWITH	CHUX332
07/01/09	07/30/09	005952730	77464	34,340	49,480	(15,140)	-44.1%	COPR	HORWITH	CHUX332
07/01/09	07/30/09	005952731	77465	34,340	50,340	(16,000)	-46.6%	COPR	HORWITH	CHUX332
07/01/09	8/25/2009	005952732	77466	47,700	48,640	(940)	-2.0%	COPR	HORWITH	CEFX35807
07/01/09	07/30/09	005952733	77467	47,280	50,580	(3,300)	-7.0%	COPR	HORWITH	CHUX282
07/01/09	07/30/09	005952734	77468	68,880	50,420	18,460	26.8%	COPR	HORWITH	CHUX282
07/01/09	07/30/09	005952735	77469	39,160	50,820	(11,660)	-29.8%	COPR	HORWITH	CHUX282
07/01/09	07/30/09	005952736	77470	39,140	49,900	(10,760)	-27.5%	COPR	HORWITH	CHUX282
07/01/09	07/23/09	005952737	77471	67,480	50,260	17,220	25.5%	COPR	HORWITH	CHUX169
07/01/09	07/23/09	005952738	77472	19,980	50,900	(30,920)	-154.8%	COPR	HORWITH	CHUX169
07/01/09	07/23/09	005952739	77473	77,180	49,860	27,320	35.4%	COPR	HORWITH	CHUX169
07/01/09	07/23/09	005952740	77474	31,860	50,620	(18,760)	-58.9%	COPR	HORWITH	CHUX169
07/01/09	07/30/09	005952741	77475	19,840	48,560	(28,720)	-144.8%	COPR	HORWITH	CHUX242
07/01/09	07/30/09	005952742	77476	76,160	50,300	25,860	34.0%	COPR	HORWITH	CHUX242
07/01/09	07/30/09	005952743	77477	67,020	51,620	15,400	23.0%	COPR	HORWITH	CHUX242
07/01/09	07/30/09	005952744	77478	30,020	49,520	(19,500)	-65.0%	COPR	HORWITH	CHUX242
07/01/09	07/23/09	005952745	77479	32,700	50,240	(17,540)	-53.6%	COPR	HORWITH	CHUX298
07/01/09	07/23/09	005952746	77480	67,540	50,200	17,340	25.7%	COPR	HORWITH	CHUX298
07/01/09	07/23/09	005952747	77481	76,340	49,700	26,640	34.9%	COPR	HORWITH	CHUX298
07/01/09	07/23/09	005952748	77482	17,840	50,960	(33,120)	-185.7%	COPR	HORWITH	CHUX298
07/01/09	07/30/09	005952749	77483	57,180	50,900	6,280	11.0%	COPR	HORWITH	JTLX30125
07/01/09	07/30/09	005952750	77484	68,480	50,680	17,800	26.0%	COPR	HORWITH	JTLX30125
07/01/09	07/30/09	005952751	77485	38,040	49,720	(11,680)	-30.7%	COPR	HORWITH	JTLX30125
07/01/09	07/30/09	005952752	77486	38,060	51,000	(12,940)	-34.0%	COPR	HORWITH	JTLX30125
07/01/09	07/23/09	005952753	77487	75,740	52,220	23,520	31.1%	COPR	HORWITH	CHUX306
07/01/09	07/23/09	005952754	77488	29,000	51,120	(22,120)	-76.3%	COPR	HORWITH	CHUX306
07/01/09	07/23/09	005952755	77489	66,980	51,900	15,080	22.5%	COPR	HORWITH	CHUX306
07/01/09	07/23/09	005952756	77490	32,700	52,140	(19,440)	-59.4%	COPR	HORWITH	CHUX306
07/01/09	07/23/09	005952757	77491	8,800	52,140	(43,340)	-492.5%	COPR	HORWITH	CITX300144
07/01/09	07/23/09	005952758	77492	76,240	50,380	25,860	33.9%	COPR	HORWITH	CITX300144
07/01/09	07/23/09	005952759	77493	68,360	49,980	18,380	26.9%	COPR	HORWITH	CITX300144
07/01/09	07/23/09	005952760	77494	47,300	51,540	(4,240)	-9.0%	COPR	HORWITH	CITX300144
07/01/09	07/23/09	005952761	77495	66,460	49,680	16,780	25.2%	COPR	HORWITH	CITX300026
07/01/09	07/23/09	005952762	77496	65,260	48,080	17,180	26.3%	COPR	HORWITH	CITX300026
07/01/09	07/23/09	005952763	77497	29,460	51,140	(21,680)	-73.6%	COPR	HORWITH	CITX300026
07/01/09	07/23/09	005952764	77498	29,480	50,700	(21,220)	-72.0%	COPR	HORWITH	CITX300026
07/01/09	07/23/09	005952765	77499	68,420	52,100	16,320	23.9%	COPR	HORWITH	CHUX207
07/01/09	07/23/09	005952766	77500	41,640	51,400	(9,760)	-23.4%	COPR	HORWITH	CHUX207
07/01/09	07/30/09	005952767	77501	61,740	50,280	11,460	18.6%	COPR	HORWITH	JTLX30153
07/01/09	07/30/09	005952768	77502	76,480	50,660	25,820	33.8%	COPR	HORWITH	JTLX30153
07/02/09	07/30/09	005952769	77503	38,440	49,300	(10,860)	-28.3%	COPR	HORWITH	CHUX171
07/02/09	07/30/09	005952770	77504	67,020	49,760	17,260	25.8%	COPR	HORWITH	CHUX171
07/02/09	07/30/09	005952771	77505	67,280	50,880	16,400	24.4%	COPR	HORWITH	CHUX171
07/02/09	07/30/09	005952772	77506	23,760	50,420	(26,660)	-112.2%	COPR	HORWITH	CHUX171
07/02/09	07/30/09	005952773	77507	18,820	48,920	(30,100)	-159.9%	COPR	HORWITH	NDYX320335
07/02/09	07/30/09	005952774	77508	69,340	49,880	19,460	28.1%	COPR	HORWITH	NDYX320335

Honeywell

HONEYWELL SA-7 USE HAZARDOUS WASTE TRACKING (2006)										
Date Shipped	Date of Return Manifest	State Manifest	Man. Doc #	Facilty Manifest Weight (lbs)	Estimated Weight (lbs)	Manifest - Estimate (lbs)	Manifest - Estimate (%)	Material	Transporter	RAILCAR #
07/02/09	07/30/09	005952775	77509	67,980	49,360	18,620	27.4%	COPR	HORWITH	NDYX320335
07/02/09	07/30/09	005952776	77510	38,440	49,260	(10,820)	-28.1%	COPR	HORWITH	NDYX320335
07/02/09	07/30/09	005952777	77511	63,240	51,100	12,140	19.2%	COPR	HORWITH	CHUX318
07/02/09	07/30/09	005952778	77512	52,900	50,180	2,720	5.1%	COPR	HORWITH	CHUX295
07/02/09	07/30/09	005952779	77513	68,440	50,740	17,700	25.9%	COPR	HORWITH	CHUX318
07/02/09	07/30/09	005952780	77514	34,660	52,120	(17,460)	-50.4%	COPR	HORWITH	CHUX318
07/02/09	07/30/09	005952781	77515	34,660	48,780	(14,120)	-40.7%	COPR	HORWITH	CHUX318
07/02/09	07/30/09	005952782	77516	68,800	49,780	19,020	27.6%	COPR	HORWITH	CHUX295
07/02/09	07/30/09	005952783	77517	67,380	48,360	19,020	28.2%	COPR	HORWITH	CHUX295
07/02/09	07/30/09	005952784	77518	5,500	50,120	(44,620)	-811.3%	COPR	HORWITH	CHUX295
07/02/09	07/30/09	005952785	77519	33,800	49,240	(15,440)	-45.7%	COPR	HORWITH	JTLX230110
07/02/09	07/30/09	005952786	77520	68,480	50,900	17,580	25.7%	COPR	HORWITH	JTLX230110
07/02/09	07/30/09	005952787	77521	66,800	48,840	17,960	26.9%	COPR	HORWITH	JTLX230110
07/02/09	07/30/09	005952788	77522	30,820	50,420	(19,600)	-63.6%	COPR	HORWITH	JTLX230110
07/02/09	07/30/09	005952789	77523	26,040	48,880	(22,840)	-87.7%	COPR	HORWITH	CEFX35831
07/02/09	07/30/09	005952790	77524	68,260	50,840	17,420	25.5%	COPR	HORWITH	CEFX35831
07/02/09	07/30/09	005952791	77525	7,700	50,720	(43,020)	-558.7%	COPR	HORWITH	JTLX86
07/02/09	07/30/09	005952792	77526	67,340	50,160	17,180	25.5%	COPR	HORWITH	CEFX35831
07/02/09	07/30/09	005952793	77527	35,200	50,000	(14,800)	-42.0%	COPR	HORWITH	CEFX35831
07/02/09	07/30/09	005952794	77528	67,240	49,760	17,480	26.0%	COPR	HORWITH	JTLX86
07/02/09	07/30/09	005952795	77529	46,220	51,740	(5,520)	-11.9%	COPR	HORWITH	CITX300149
07/02/09	07/30/09	005952796	77530	50,520	48,360	2,160	4.3%	COPR	HORWITH	JTLX86
07/02/09	07/30/09	005952797	77531	67,200	49,220	17,980	26.8%	COPR	HORWITH	JTLX86
07/02/09	07/30/09	005952798	77532	76,340	48,560	27,780	36.4%	COPR	HORWITH	CITX300149
07/02/09	07/30/09	005952799	77533	65,480	49,220	16,260	24.8%	COPR	HORWITH	CITX300149
07/02/09	07/30/09	005952800	77534	33,800	49,320	(15,520)	-45.9%	COPR	HORWITH	CEFX35817
07/02/09	07/30/09	005952801	77535	76,440	48,040	28,400	37.2%	COPR	HORWITH	CEFX35817
07/02/09	07/30/09	005952802	77536	56,540	49,420	7,120	12.6%	COPR	HORWITH	CHUX136
07/02/09	07/30/09	005952803	77537	66,100	49,420	16,680	25.2%	COPR	HORWITH	CEFX35817
07/02/09	07/30/09	005952804	77538	10,780	48,020	(37,240)	-345.5%	COPR	HORWITH	CEFX35817
07/02/09	07/30/09	005952805	77539	76,540	50,080	26,460	34.6%	COPR	HORWITH	CHUX136
07/02/09	07/30/09	005952806	77540	31,960	50,520	(18,560)	-58.1%	COPR	HORWITH	CHUX136
07/02/09	07/30/09	005952807	77541	31,980	50,540	(18,560)	-58.0%	COPR	HORWITH	CHUX136
07/02/09	07/30/09	005952808	77542	17,720	51,460	(33,740)	-190.4%	COPR	HORWITH	CHUX237
07/02/09	07/30/09	005952809	77543	43,040	51,000	(7,960)	-18.5%	COPR	HORWITH	CHUX237
07/02/09	07/30/09	005952810	77544	29,680	50,720	(21,040)	-70.9%	COPR	HORWITH	JTLX30153
07/02/09	07/30/09	005952811	77545	75,860	51,240	24,620	32.5%	COPR	HORWITH	CHUX237
07/02/09	07/30/09	005952812	77546	67,260	51,620	15,640	23.3%	COPR	HORWITH	CHUX237
07/02/09	07/30/09	005952813	77547	29,680	50,760	(21,080)	-71.0%	COPR	HORWITH	JTLX30153
07/02/09	07/30/09	005952814	77548	5,360	48,800	(43,440)	-810.4%	COPR	HORWITH	CITX300149
07/02/09	07/30/09	005952815	77549	37,800	52,120	(14,320)	-37.9%	COPR	HORWITH	JTLX74
07/02/09	07/30/09	005952816	77550	68,720	50,500	18,220	26.5%	COPR	HORWITH	JTLX74
07/02/09	07/30/09	005952817	77551	67,320	50,640	16,680	24.8%	COPR	HORWITH	JTLX74
07/02/09	07/30/09	005952818	77552	25,400	52,220	(26,820)	-105.6%	COPR	HORWITH	JTLX74
07/02/09	07/30/09	005952819	77553	76,380	50,040	26,340	34.5%	COPR	HORWITH	NDYX320344
07/02/09	07/30/09	005952820	77554	69,080	50,480	18,600	26.9%	COPR	HORWITH	NDYX320344
07/02/09	07/30/09	005952821	77555	24,180	49,820	(25,640)	-106.0%	COPR	HORWITH	NDYX320344
07/02/09	07/30/09	005952822	77556	24,200	50,880	(26,680)	-110.2%	COPR	HORWITH	NDYX320344
07/02/09	07/30/09	005952823	77557	45,560	49,560	(4,000)	-8.8%	COPR	HORWITH	CITX300022
07/02/09	07/30/09	005952824	77558	65,340	50,940	14,400	22.0%	COPR	HORWITH	CITX300022
07/06/09	08/11/09	005952825	77559	50,120	48,980	1,140	2.3%	COPR	HORWITH	JTLX30107
07/06/09	08/11/09	005952826	77560	67,780	50,940	16,840	24.8%	COPR	HORWITH	JTLX30107
07/06/09	08/11/09	005952827	77561	16,380	50,280	(33,900)	-207.0%	COPR	HORWITH	JTLX30107
07/06/09	07/30/09	005952828	77562	12,180	49,100	(36,920)	-303.1%	COPR	HORWITH	JTLX30154
07/06/09	08/11/09	005952829	77563	67,140	51,640	15,500	23.1%	COPR	HORWITH	JTLX30107
07/06/09	07/30/09	005952830	77564	76,080	50,120	25,960	34.1%	COPR	HORWITH	JTLX30154
07/06/09	07/30/09	005952831	77565	67,060	50,060	17,000	25.4%	COPR	HORWITH	JTLX30154
07/06/09	07/30/09	005952832	77566	40,580	48,020	(7,440)	-18.3%	COPR	HORWITH	JTLX30154
07/06/09	07/30/09	005952833	77567	38,100	49,920	(11,820)	-31.0%	COPR	HORWITH	CITX300128
07/06/09	07/30/09	005952834	77568	69,600	50,360	19,240	27.6%	COPR	HORWITH	CITX300128
07/06/09	07/30/09	005952835	77569	69,320	49,900	19,420	28.0%	COPR	HORWITH	CITX300128
07/06/09	07/30/09	005952836	77570	17,620	49,260	(31,640)	-179.6%	COPR	HORWITH	CITX300128
07/06/09	07/30/09	005952837	77571	10,160	50,320	(40,160)	-395.3%	COPR	HORWITH	CHUX188
07/06/09	07/30/09	005952838	77572	78,260	49,880	28,380	36.3%	COPR	HORWITH	CHUX188
07/06/09	07/30/09	005952839	77573	67,480	50,560	16,920	25.1%	COPR	HORWITH	CHUX188
07/06/09	07/30/09	005952840	77574	39,640	42,780	(3,140)	-7.9%	COPR	HORWITH	CHUX188
07/06/09	07/30/09	005952841	77575	62,300	45,360	16,940	27.2%	COPR	HORWITH	CHUX147
07/06/09	07/30/09	005952842	77576	67,560	48,380	19,180	28.4%	COPR	HORWITH	CHUX147
07/06/09	07/30/09	005952843	77577	28,760	49,460	(20,700)	-72.0%	COPR	HORWITH	CHUX147
07/06/09	07/30/09	005952844	77578	28,760	50,740	(21,980)	-76.4%	COPR	HORWITH	CHUX147
07/06/09	07/30/09	005952845	77579	53,880	52,020	1,860	3.5%	COPR	HORWITH	CHUX113
07/06/09	07/30/09	005952846	77580	77,600	52,380	25,220	32.5%	COPR	HORWITH	CHUX113
07/06/09	07/30/09	005952847	77581	69,000	52,180	16,820	24.4%	COPR	HORWITH	CHUX113
07/06/09	07/30/09	005952848	77582	6,920	52,420	(45,500)	-657.5%	COPR	HORWITH	CHUX113
07/06/09	07/30/09	005952849	77583	67,820	49,040	18,780	27.7%	COPR	HORWITH	CITX300022
07/06/09	07/30/09	005952850	77584	16,080	48,740	(32,660)	-203.1%	COPR	HORWITH	CITX300022
07/06/09	07/30/09	005952851	77585	23,320	49,260	(25,940)	-111.2%	COPR	HORWITH	CITX300152
07/06/09	07/30/09	005952852	77586	65,620	49,060	16,560	25.2%	COPR	HORWITH	CITX300152

Honeywell

HONEYWELL SA-7 USE HAZARDOUS WASTE TRACKING (2006)										
Date Shipped	Date of Return Manifest	State Manifest	Man. Doc #	Facilty Manifest Weight (lbs)	Estimated Weight (lbs)	Manifest - Estimate (lbs)	Manifest - Estimate (%)	Material	Transporter	RAILCAR #
07/06/09	07/30/09	005952853	77587	76,820	51,400	25,420	33.1%	COPR	HORWITH	CITX300152
07/06/09	07/30/09	005952854	77588	30,360	50,820	(20,460)	-67.4%	COPR	HORWITH	CITX300152
07/06/09	07/30/09	005952855	77589	67,340	50,040	17,300	25.7%	COPR	HORWITH	CEFX35823
07/06/09	07/30/09	005952856	77590	76,620	48,760	27,860	36.4%	COPR	HORWITH	CEFX35823
07/06/09	08/11/09	005952857	77591	17,580	49,140	(31,560)	-179.5%	COPR	HORWITH	JTLX50
07/06/09	07/30/09	005952858	77592	22,640	48,040	(25,400)	-112.2%	COPR	HORWITH	CEFX35823
07/06/09	07/30/09	005952859	77593	22,640	50,200	(27,560)	-121.7%	COPR	HORWITH	CEFX35823
07/06/09	08/11/09	005952860	77594	66,620	48,540	18,080	27.1%	COPR	HORWITH	JTLX50
07/06/09	08/11/09	005952861	77595	65,160	50,460	14,700	22.6%	COPR	HORWITH	JTLX50
07/06/09	08/11/09	005952862	77596	47,280	51,640	(4,360)	-9.2%	COPR	HORWITH	JTLX50
07/06/09	08/11/09	005952863	77597	33,560	50,260	(16,700)	-49.8%	COPR	HORWITH	JTLX30163
07/06/09	08/11/09	005952864	77598	76,780	52,280	24,500	31.9%	COPR	HORWITH	JTLX30163
07/06/09	08/11/09	005952865	77599	76,180	50,220	25,960	34.1%	COPR	HORWITH	JTLX30163
07/06/09	08/11/09	005952866	77600	11,740	49,660	(37,920)	-323.0%	COPR	HORWITH	JTLX30163
07/06/09	08/11/09	005952867	77601	24,840	50,980	(26,140)	-105.2%	COPR	HORWITH	CHUX267
07/06/09	08/11/09	005952868	77602	67,400	49,120	18,280	27.1%	COPR	HORWITH	CHUX267
07/06/09	08/11/09	005952869	77603	76,900	51,900	25,000	32.5%	COPR	HORWITH	CHUX267
07/06/09	08/11/09	005952870	77604	61,660	49,160	12,500	20.3%	COPR	HORWITH	NDYX320318
07/06/09	08/11/09	005952871	77605	32,240	51,660	(19,420)	-60.2%	COPR	HORWITH	CHUX267
07/06/09	08/11/09	005952872	77606	77,080	51,600	25,480	33.1%	COPR	HORWITH	NDYX320318
07/06/09	08/11/09	005952873	77607	30,320	52,180	(21,860)	-72.1%	COPR	HORWITH	NDYX320318
07/06/09	07/30/09	005952874	77608	76,500	49,760	26,740	35.0%	COPR	HORWITH	CITX300034
07/06/09	08/11/09	005952875	77609	30,340	50,740	(20,400)	-67.2%	COPR	HORWITH	NDYX320318
07/06/09	07/30/09	005952876	77610	76,140	48,760	27,380	36.0%	COPR	HORWITH	CITX300034
07/06/09	07/30/09	005952877	77611	50,340	49,440	900	1.8%	COPR	HORWITH	CHUX192
07/06/09	07/30/09	005952878	77612	20,260	49,800	(29,540)	-145.8%	COPR	HORWITH	CITX300034
07/06/09	07/30/09	005952879	77613	20,260	50,380	(30,120)	-148.7%	COPR	HORWITH	CITX300034
07/07/09	07/30/09	005952880	77614	7,640	49,700	(42,060)	-550.5%	COPR	HORWITH	CHUX210
07/07/09	07/30/09	005952881	77615	76,020	50,900	25,120	33.0%	COPR	HORWITH	CHUX210
07/07/09	07/30/09	005952882	77616	67,340	50,420	16,920	25.1%	COPR	HORWITH	CHUX210
07/07/09	07/30/09	005952883	77617	48,340	49,820	(1,480)	-3.1%	COPR	HORWITH	CHUX210
07/07/09	07/30/09	005952884	77618	51,300	51,100	200	0.4%	COPR	HORWITH	CEFX35827
07/07/09	07/30/09	005952885	77619	76,380	50,180	26,200	34.3%	COPR	HORWITH	CEFX35827
07/07/09	07/30/09	005952886	77620	34,380	49,200	(14,820)	-43.1%	COPR	HORWITH	CEFX35827
07/07/09	07/30/09	005952887	77621	34,380	49,420	(15,040)	-43.7%	COPR	HORWITH	CEFX35827
07/07/09	07/30/09	005952888	77622	36,000	48,040	(12,040)	-33.4%	COPR	HORWITH	CHUX244
07/07/09	07/30/09	005952889	77623	76,740	49,520	27,220	35.5%	COPR	HORWITH	CHUX244
07/07/09	07/30/09	005952890	77624	65,500	50,840	14,660	22.4%	COPR	HORWITH	CHUX244
07/07/09	07/30/09	005952891	77625	16,200	49,980	(33,780)	-208.5%	COPR	HORWITH	CHUX244
07/07/09	07/30/09	005952892	77626	41,020	52,120	(11,100)	-27.1%	COPR	HORWITH	CHUX213
07/07/09	07/30/09	005952893	77627	76,640	50,600	26,040	34.0%	COPR	HORWITH	CHUX213
07/07/09	07/30/09	005952894	77628	67,300	50,760	16,540	24.6%	COPR	HORWITH	CHUX213
07/07/09	07/30/09	005952895	77629	13,920	50,220	(36,300)	-260.8%	COPR	HORWITH	CHUX213
07/07/09	07/30/09	005952896	77630	28,380	50,520	(22,140)	-78.0%	COPR	HORWITH	CHUX296
07/07/09	07/30/09	005952897	77631	76,340	51,900	24,440	32.0%	COPR	HORWITH	CHUX296
07/07/09	07/30/09	005952898	77632	65,540	49,740	15,800	24.1%	COPR	HORWITH	CHUX296
07/07/09	07/30/09	005952899	77633	26,220	49,180	(22,960)	-87.6%	COPR	HORWITH	CHUX296
07/07/09	07/30/09	005952900	77634	40,060	50,660	(10,600)	-26.5%	COPR	HORWITH	JTLX30106
07/07/09	07/30/09	005952901	77635	64,860	49,980	14,880	22.9%	COPR	HORWITH	JTLX30106
07/07/09	07/30/09	005952902	77636	67,400	51,320	16,080	23.9%	COPR	HORWITH	JTLX30106
07/07/09	07/30/09	005952903	77637	25,920	49,940	(24,020)	-92.7%	COPR	HORWITH	JTLX30106
07/07/09	07/30/09	005952904	77638	18,560	49,240	(30,680)	-165.3%	COPR	HORWITH	CHUX131
07/07/09	07/30/09	005952905	77639	65,740	50,220	15,520	23.6%	COPR	HORWITH	CHUX131
07/07/09	07/30/09	005952906	77640	76,180	49,160	27,020	35.5%	COPR	HORWITH	CHUX131
07/07/09	07/30/09	005952907	77641	35,540	50,560	(15,020)	-42.3%	COPR	HORWITH	CHUX131
07/07/09	07/30/09	005952908	77642	63,460	50,260	13,200	20.8%	COPR	HORWITH	CHUX123
07/07/09	07/30/09	005952909	77643	76,920	48,940	27,980	36.4%	COPR	HORWITH	CHUX123
07/07/09	07/30/09	005952910	77644	68,340	48,000	20,340	29.8%	COPR	HORWITH	CHUX209
07/07/09	07/30/09	005952911	77645	67,020	49,840	17,180	25.6%	COPR	HORWITH	JTLX30147
07/07/09	07/30/09	005952912	77646	76,020	48,840	27,180	35.8%	COPR	HORWITH	JTLX30147
07/07/09	07/30/09	005952913	77647	25,100	49,620	(24,520)	-97.7%	COPR	HORWITH	JTLX30147
07/07/09	07/30/09	005952914	77648	25,100	48,000	(22,900)	-91.2%	COPR	HORWITH	JTLX30147
07/07/09	07/30/09	005952915	77649	30,400	50,000	(19,600)	-64.5%	COPR	HORWITH	CITX300157
07/07/09	07/30/09	005952916	77650	37,140	49,200	(12,060)	-32.5%	COPR	HORWITH	CHUX209
07/07/09	07/30/09	005952917	77651	77,820	51,040	26,780	34.4%	COPR	HORWITH	CHUX209
07/07/09	07/30/09	005952918	77652	13,460	50,500	(37,040)	-275.2%	COPR	HORWITH	CHUX209
07/07/09	07/30/09	005952919	77653	29,300	49,820	(20,520)	-70.0%	COPR	HORWITH	CITX300157
07/07/09	07/30/09	005952920	77654	68,500	49,680	18,820	27.5%	COPR	HORWITH	CITX300157
07/07/09	07/30/09	005952921	77655	69,120	50,660	18,460	26.7%	COPR	HORWITH	CITX300157
07/07/09	07/30/09	005952922	77656	8,120	50,000	(41,880)	-515.8%	COPR	HORWITH	CHUX165
07/07/09	07/30/09	005952923	77657	67,340	50,720	16,620	24.7%	COPR	HORWITH	CHUX165
07/07/09	07/30/09	005952924	77658	47,780	52,440	(4,660)	-9.8%	COPR	HORWITH	CHUX165
07/07/09	07/30/09	005952925	77659	77,700	51,400	26,300	33.8%	COPR	HORWITH	CHUX165
07/07/09	07/30/09	005952926	77660	68,760	50,640	18,120	26.4%	COPR	HORWITH	CHUX109

Honeywell

HONEYWELL SA-7 USE HAZARDOUS WASTE TRACKING (2006)										
Date Shipped	Date of Return Manifest	State Manifest	Man. Doc #	Facilty Manifest Weight (lbs)	Estimated Weight (lbs)	Manifest - Estimate (lbs)	Manifest - Estimate (%)	Material	Transporter	RAILCAR #
07/07/09	07/30/09	005952927	77661	67,020	52,280	14,740	22.0%	COPR	HORWITH	CHUX109
07/07/09	07/30/09	005952928	77662	29,800	51,700	(21,900)	-73.5%	COPR	HORWITH	CHUX109
07/07/09	07/30/09	005952929	77663	62,540	49,580	12,960	20.7%	COPR	HORWITH	CHUX142
07/07/09	07/30/09	005952930	77664	29,800	49,580	(19,780)	-66.4%	COPR	HORWITH	CHUX109
07/07/09	07/30/09	005952931	77665	34,300	51,760	(17,460)	-50.9%	COPR	HORWITH	CHUX123
07/07/09	07/30/09	005952932	77666	34,320	52,160	(17,840)	-52.0%	COPR	HORWITH	CHUX123
07/07/09	07/30/09	005952933	77667	75,920	52,000	23,920	31.5%	COPR	HORWITH	CHUX142
07/07/09	07/30/09	005952934	77668	68,320	50,660	17,660	25.8%	COPR	HORWITH	CHUX192
07/07/09	07/30/09	005952935	77669	65,480	51,520	13,960	21.3%	COPR	HORWITH	CHUX192
07/07/09	08/11/09	005952936	77670	69,120	50,700	18,420	26.6%	COPR	HORWITH	CHUX150
07/07/09	07/30/09	005952937	77671	32,620	51,140	(18,520)	-56.8%	COPR	HORWITH	CHUX142
07/07/09	07/30/09	005952938	77672	32,620	50,000	(17,380)	-53.3%	COPR	HORWITH	CHUX142
07/07/09	07/30/09	005952939	77673	13,720	50,180	(36,460)	-265.7%	COPR	HORWITH	CHUX192
07/07/09	08/11/09	005952940	77674	38,680	51,920	(13,240)	-34.2%	COPR	HORWITH	CHUX150
07/07/09	08/11/09	005952941	77675	68,900	49,280	19,620	28.5%	COPR	HORWITH	CHUX150
07/08/09	08/11/09	005952942	77676	47,840	50,460	(2,620)	-5.5%	COPR	HORWITH	JTLX186
07/08/09	08/11/09	005952943	77677	77,100	49,020	28,080	36.4%	COPR	HORWITH	JTLX186
07/08/09	08/11/09	005952944	77678	34,060	49,200	(15,140)	-44.5%	COPR	HORWITH	JTLX186
07/08/09	08/11/09	005952945	77679	34,060	50,540	(16,480)	-48.4%	COPR	HORWITH	JTLX186
07/08/09	08/11/09	005952946	77680	19,540	48,140	(28,600)	-146.4%	COPR	HORWITH	CHUX150
07/08/09	08/11/09	005952947	77681	15,420	50,360	(34,940)	-226.6%	COPR	HORWITH	CHUX323
07/08/09	08/11/09	005952948	77682	67,180	51,040	16,140	24.0%	COPR	HORWITH	CHUX323
07/08/09	08/11/09	005952949	77683	77,560	48,940	28,620	36.9%	COPR	HORWITH	CHUX323
07/08/09	08/11/09	005952950	77684	38,660	50,500	(11,840)	-30.6%	COPR	HORWITH	CHUX323
07/08/09	08/11/09	005952951	77685	8,260	51,120	(42,860)	-518.9%	COPR	HORWITH	JTLX30126
07/08/09	08/11/09	005952952	77686	68,880	48,420	20,460	29.7%	COPR	HORWITH	JTLX30126
07/08/09	08/11/09	005952953	77687	67,820	50,120	17,700	26.1%	COPR	HORWITH	JTLX30126
07/08/09	08/11/09	005952954	77688	51,600	51,200	400	0.8%	COPR	HORWITH	JTLX30126
07/08/09	08/11/09	005952955	77689	28,060	50,000	(21,940)	-78.2%	COPR	HORWITH	CEFX35841
07/08/09	08/11/09	005952956	77690	72,000	49,260	22,740	31.6%	COPR	HORWITH	CEFX35841
07/08/09	08/11/09	005952957	77691	65,580	50,260	15,320	23.4%	COPR	HORWITH	CEFX35841
07/08/09	08/11/09	005952958	77692	28,040	50,160	(22,120)	-78.9%	COPR	HORWITH	CEFX35841
07/08/09	08/11/09	005952959	77693	53,480	48,520	4,960	9.3%	COPR	HORWITH	JTLX30117
07/08/09	08/11/09	005952960	77694	67,300	49,180	18,120	26.9%	COPR	HORWITH	JTLX30117
07/08/09	08/11/09	005952961	77695	67,280	48,040	19,240	28.6%	COPR	HORWITH	JTLX30117
07/08/09	08/11/09	005952962	77696	4,600	51,580	(46,980)	-1021.3%	COPR	HORWITH	JTLX30117
07/08/09	08/11/09	005952963	77697	9,280	50,640	(41,360)	-445.7%	COPR	HORWITH	CHUX203
07/08/09	08/11/09	005952964	77698	69,040	49,720	19,320	28.0%	COPR	HORWITH	CHUX203
07/08/09	08/11/09	005952965	77699	69,120	50,540	18,580	26.9%	COPR	HORWITH	CHUX203
07/08/09	08/11/09	005952966	77700	54,860	51,840	3,020	5.5%	COPR	HORWITH	CHUX203
07/08/09	08/11/09	005952967	77701	65,320	49,820	15,500	23.7%	COPR	HORWITH	CHUX124
07/08/09	08/11/09	005952968	77702	67,200	50,160	17,040	25.4%	COPR	HORWITH	CHUX124
07/08/09	08/11/09	005952969	77703	30,060	49,880	(19,820)	-65.9%	COPR	HORWITH	CHUX124
07/08/09	08/11/09	005952970	77704	30,060	48,540	(18,480)	-61.5%	COPR	HORWITH	CHUX124
07/08/09	08/11/09	005952971	77705	24,680	49,540	(24,860)	-100.7%	COPR	HORWITH	JTLX30113
07/08/09	08/11/09	005952972	77706	76,500	48,860	27,640	36.1%	COPR	HORWITH	JTLX30113
07/08/09	08/11/09	005952973	77707	76,160	50,100	26,060	34.2%	COPR	HORWITH	JTLX30113
07/08/09	08/11/09	005952974	77708	46,400	50,720	(4,320)	-9.3%	COPR	HORWITH	NDYX320471
07/08/09	08/11/09	005952975	77709	76,780	50,080	26,700	34.8%	COPR	HORWITH	NDYX320471
07/08/09	08/11/09	005952976	77710	38,220	51,440	(13,220)	-34.6%	COPR	HORWITH	NDYX320471
07/08/09	08/11/09	005952977	77711	38,240	50,100	(11,860)	-31.0%	COPR	HORWITH	NDYX320471
07/08/09	08/11/09	005952978	77712	32,440	49,120	(16,680)	-51.4%	COPR	HORWITH	CHUX226
07/08/09	08/11/09	005952979	77713	67,280	49,380	17,900	26.6%	COPR	HORWITH	CHUX226
07/08/09	08/11/09	005952980	77714	76,660	49,840	26,820	35.0%	COPR	HORWITH	CHUX226
07/08/09	08/11/09	005952981	77715	18,940	49,060	(30,120)	-159.0%	COPR	HORWITH	CHUX226
07/08/09	08/11/09	005952982	77716	20,740	49,540	(28,800)	-138.9%	COPR	HORWITH	CEFX35851
07/08/09	08/11/09	005952983	77717	76,120	50,600	25,520	33.5%	COPR	HORWITH	CEFX35851
07/08/09	08/11/09	005952984	77718	65,380	50,520	14,860	22.7%	COPR	HORWITH	CEFX35851
07/08/09	08/11/09	005952985	77719	35,160	52,140	(16,980)	-48.3%	COPR	HORWITH	CEFX35851
07/08/09	08/11/09	005952986	77720	35,980	51,700	(15,720)	-43.7%	COPR	HORWITH	CHUX122
07/08/09	08/11/09	005952987	77721	30,920	52,520	(21,600)	-69.9%	COPR	HORWITH	CHUX122
07/08/09	08/11/09	005952988	77722	69,340	49,880	19,460	28.1%	COPR	HORWITH	CHUX122
07/08/09	08/11/09	005952989	77723	12,880	51,100	(38,220)	-296.7%	COPR	HORWITH	CHUX193
07/08/09	08/11/09	005952990	77724	67,480	51,480	16,000	23.7%	COPR	HORWITH	CHUX122
07/08/09	08/11/09	005952991	77725	78,440	50,720	27,720	35.3%	COPR	HORWITH	CHUX193
07/08/09	08/11/09	005952992	77726	77,800	50,400	27,400	35.2%	COPR	HORWITH	CHUX193
07/08/09	08/11/09	005952993	77727	33,220	51,460	(18,240)	-54.9%	COPR	HORWITH	CHUX193
07/08/09	08/11/09	005952994	77728	17,880	51,940	(34,060)	-190.5%	COPR	HORWITH	JTLX30113
07/08/09	08/11/09	005952995	77729	65,260	48,440	16,820	25.8%	COPR	HORWITH	CHUX173
07/08/09	08/11/09	005952996	77730	29,420	50,160	(20,740)	-70.5%	COPR	HORWITH	CHUX173
07/08/09	08/11/09	005952997	77731	77,100	50,400	26,700	34.6%	COPR	HORWITH	CHUX173
07/08/09	08/11/09	005952998	77732	29,420	50,360	(20,940)	-71.2%	COPR	HORWITH	CHUX173
07/08/09	08/11/09	005952999	77733	7,440	51,160	(43,720)	-587.6%	COPR	HORWITH	CHUX168
07/08/09	08/11/09	005953000	77734	65,020	48,960	16,060	24.7%	COPR	HORWITH	CHUX168

HONEYWELL SA-7 USE HAZARDOUS WASTE TRACKING (2006)										
Date Shipped	Date of Return Manifest	State Manifest	Man. Doc #	Facilty Manifest Weight (lbs)	Estimated Weight (lbs)	Manifest - Estimate (lbs)	Manifest - Estimate (%)	Material	Transporter	RAILCAR #
07/08/09	08/11/09	005953001	77735	77,220	49,940	27,280	35.3%	COPR	HORWITH	CHUX168
07/08/09	08/11/09	005953002	77736	45,860	49,240	(3,380)	-7.4%	COPR	HORWITH	CHUX168
07/08/09	08/11/09	005953003	77737	14,580	48,600	(34,020)	-233.3%	COPR	HORWITH	CHUX288
07/08/09	08/11/09	005953004	77738	33,480	48,060	(14,580)	-43.5%	COPR	HORWITH	CHUX288
07/08/09	08/11/09	005953005	77739	68,420	51,740	16,680	24.4%	COPR	HORWITH	CHUX288
07/09/09	08/11/09	005953006	77740	8,300	49,220	(40,920)	-493.0%	COPR	HORWITH	CITX300110
07/09/09	08/11/09	005953007	77741	67,040	49,260	17,780	26.5%	COPR	HORWITH	CITX300110
07/09/09	08/11/09	005953008	77742	68,060	51,540	16,520	24.3%	COPR	HORWITH	CITX300110
07/09/09	08/11/09	005953009	77743	51,700	49,700	2,000	3.9%	COPR	HORWITH	CITX300110
07/09/09	08/11/09	005953010	77744	17,320	50,300	(32,980)	-190.4%	COPR	HORWITH	CEFX35838
07/09/09	08/11/09	005953011	77745	66,800	48,080	18,720	28.0%	COPR	HORWITH	CEFX35838
07/09/09	08/11/09	005953012	77746	76,580	50,300	26,280	34.3%	COPR	HORWITH	CEFX35838
07/09/09	08/11/09	005953013	77747	37,460	49,940	(12,480)	-33.3%	COPR	HORWITH	CEFX35838
07/09/09	08/11/09	005953014	77748	54,300	49,600	4,700	8.7%	COPR	HORWITH	JTLX30152
07/09/09	08/11/09	005953015	77749	78,680	49,620	29,060	36.9%	COPR	HORWITH	JTLX30152
07/09/09	08/11/09	005953016	77750	30,400	50,260	(19,860)	-65.3%	COPR	HORWITH	JTLX30152
07/09/09	08/11/09	005953017	77751	30,400	50,540	(20,140)	-66.3%	COPR	HORWITH	JTLX30152
07/09/09	08/11/09	005953018	77752	17,500	50,840	(33,340)	-190.5%	COPR	HORWITH	JTLX4051
07/09/09	08/11/09	005953019	77753	67,000	52,260	14,740	22.0%	COPR	HORWITH	JTLX4051
07/09/09	08/11/09	005953020	77754	76,480	51,440	25,040	32.7%	COPR	HORWITH	JTLX4051
07/09/09	08/11/09	005953021	77755	42,620	50,140	(7,520)	-17.6%	COPR	HORWITH	JTLX4051
07/09/09	08/11/09	005953022	77756	79,540	48,540	31,000	39.0%	COPR	HORWITH	CHUX288
07/09/09	08/11/09	005953023	77757	25,820	49,000	(23,180)	-89.8%	COPR	HORWITH	CHUX196
07/09/09	08/11/09	005953024	77758	67,880	50,820	17,060	25.1%	COPR	HORWITH	CHUX196
07/09/09	08/11/09	005953025	77759	64,980	48,280	16,700	25.7%	COPR	HORWITH	CHUX196
07/09/09	08/11/09	005953026	77760	32,160	48,160	(16,000)	-49.8%	COPR	HORWITH	CHUX196
07/09/09	08/11/09	005953027	77761	17,340	50,440	(33,100)	-190.9%	COPR	HORWITH	CITX300104
07/09/09	08/11/09	005953028	77762	67,460	51,000	16,460	24.4%	COPR	HORWITH	CITX300104
07/09/09	08/11/09	005953029	77763	64,860	49,800	15,060	23.2%	COPR	HORWITH	CITX300104
07/09/09	08/11/09	005953030	77764	49,320	51,120	(1,800)	-3.6%	COPR	HORWITH	CITX300104
07/09/09	08/11/09	005953031	77765	75,800	51,920	23,880	31.5%	COPR	HORWITH	CHUX175
07/09/09	08/11/09	005953032	77766	76,260	50,120	26,140	34.3%	COPR	HORWITH	CHUX175
07/09/09	08/11/09	005953033	77767	24,680	50,380	(25,700)	-104.1%	COPR	HORWITH	CHUX175
07/09/09	08/11/09	005953034	77768	24,660	49,220	(24,560)	-99.6%	COPR	HORWITH	CHUX175
07/09/09	08/11/09	005953035	77769	60,980	48,060	12,920	21.2%	COPR	HORWITH	CHUX219
07/09/09	08/11/09	005953036	77770	76,420	49,700	26,720	35.0%	COPR	HORWITH	CEFX35247
07/09/09	08/11/09	005953037	77771	76,360	48,080	28,280	37.0%	COPR	HORWITH	CEFX35247
07/09/09	08/11/09	005953038	77772	20,200	49,800	(29,600)	-146.5%	COPR	HORWITH	CEFX35247
07/09/09	08/11/09	005953039	77773	20,180	50,120	(29,940)	-148.4%	COPR	HORWITH	CEFX35247
07/09/09	08/11/09	005953040	77774	53,760	48,400	5,360	10.0%	COPR	HORWITH	CHUX121
07/09/09	08/11/09	005953041	77775	75,980	50,460	25,520	33.6%	COPR	HORWITH	CHUX121
07/09/09	08/11/09	005953042	77776	32,700	50,000	(17,300)	-52.9%	COPR	HORWITH	CHUX121
07/09/09	08/11/09	005953043	77777	32,680	49,880	(17,200)	-52.6%	COPR	HORWITH	CHUX121
07/09/09	08/11/09	005953044	77778	38,980	49,120	(10,140)	-26.0%	COPR	HORWITH	CITX300139
07/09/09	08/11/09	005953045	77779	68,520	50,620	17,900	26.1%	COPR	HORWITH	CITX300139
07/09/09	08/11/09	005953046	77780	68,580	49,500	19,080	27.8%	COPR	HORWITH	CITX300139
07/09/09	08/11/09	005953047	77781	13,440	48,240	(34,800)	-258.9%	COPR	HORWITH	CITX300139
07/09/09	08/11/09	005953048	77782	56,540	50,580	5,960	10.5%	COPR	HORWITH	CEFX35799
07/09/09	08/11/09	005953049	77783	76,080	49,940	26,140	34.4%	COPR	HORWITH	CEFX35799
07/09/09	08/11/09	005953050	77784	32,760	50,120	(17,360)	-53.0%	COPR	HORWITH	CEFX35799
07/09/09	08/11/09	005953051	77785	32,740	52,460	(19,720)	-60.2%	COPR	HORWITH	CEFX35799
07/09/09	08/11/09	005953052	77786	76,320	50,840	25,480	33.4%	COPR	HORWITH	JTLX30139
07/09/09	08/11/09	005953053	77787	75,900	48,400	27,500	36.2%	COPR	HORWITH	JTLX30139
07/09/09	08/11/09	005953054	77788	21,420	51,900	(30,480)	-142.3%	COPR	HORWITH	JTLX30139
07/09/09	08/11/09	005953055	77789	21,440	49,760	(28,320)	-132.1%	COPR	HORWITH	JTLX30139
07/09/09	08/11/09	005953056	77790	76,500	52,140	24,360	31.8%	COPR	HORWITH	CHUX219
07/09/09	08/11/09	005953057	77791	32,540	52,400	(19,860)	-61.0%	COPR	HORWITH	CHUX219
07/09/09	08/11/09	005953058	77792	32,540	50,080	(17,540)	-53.9%	COPR	HORWITH	CHUX219
07/09/09	08/11/09	005953059	77793	25,180	49,000	(23,820)	-94.6%	COPR	HORWITH	CEFX35248
07/09/09	08/11/09	005953060	77794	67,600	50,880	16,720	24.7%	COPR	HORWITH	CEFX35248
07/09/09	08/11/09	005953061	77795	65,520	49,280	16,240	24.8%	COPR	HORWITH	CEFX35248
07/09/09	08/11/09	005953063	77796	38,820	50,700	(11,880)	-30.6%	COPR	HORWITH	CEFX35248
07/09/09	08/11/09	005953064	77797	34,860	48,800	(13,940)	-40.0%	COPR	HORWITH	CHUX252
07/09/09	08/11/09	005953065	77798	66,920	51,040	15,880	23.7%	COPR	HORWITH	CHUX252
07/09/09	08/11/09	005953066	77799	76,780	49,600	27,180	35.4%	COPR	HORWITH	CHUX252
07/10/09	08/11/09	005953067	77800	57,000	51,560	5,440	9.5%	COPR	HORWITH	CEFX35237
07/10/09	08/11/09	005953068	77801	68,720	50,480	18,240	26.5%	COPR	HORWITH	CEFX35237
07/10/09	08/11/09	005953069	77802	68,980	50,660	18,320	26.6%	COPR	HORWITH	CEFX35237
07/10/09	08/11/09	005953070	77803	6,780	51,720	(44,940)	-662.8%	COPR	HORWITH	CEFX35237
07/10/09	08/11/09	005953071	77804	65,000	50,680	14,320	22.0%	COPR	HORWITH	DJLX98524
07/10/09	08/11/09	005953072	77805	64,700	49,920	14,780	22.8%	COPR	HORWITH	DJLX98524
07/10/09	08/11/09	005953073	77806	33,640	50,280	(16,640)	-49.5%	COPR	HORWITH	DJLX98524
07/10/09	08/11/09	005953074	77807	33,640	51,280	(17,640)	-52.4%	COPR	HORWITH	DJLX98524
07/10/09	08/11/09	005953075	77808	52,920	49,980	2,940	5.6%	COPR	HORWITH	CITX300013

HONEYWELL SA-7 USE HAZARDOUS WASTE TRACKING (2006)										
Date Shipped	Date of Return Manifest	State Manifest	Man. Doc #	Facilty Manifest Weight (lbs)	Estimated Weight (lbs)	Manifest - Estimate (lbs)	Manifest - Estimate (%)	Material	Transporter	RAILCAR #
07/10/09	08/11/09	005953076	77809	76,540	50,700	25,840	33.8%	COPR	HORWITH	CITX300013
07/10/09	08/11/09	005953077	77810	33,340	50,780	(17,440)	-52.3%	COPR	HORWITH	CITX300013
07/10/09	08/11/09	005953078	77811	33,320	51,460	(18,140)	-54.4%	COPR	HORWITH	CITX300013
07/10/09	08/11/09	005953079	77812	20,020	51,480	(31,460)	-157.1%	COPR	HORWITH	CHUX252
07/10/09	08/11/09	005953080	77813	8,520	51,480	(42,960)	-504.2%	COPR	HORWITH	CITX300156
07/10/09	08/11/09	005953081	77814	76,740	50,120	26,620	34.7%	COPR	HORWITH	CITX300156
07/10/09	08/11/09	005953082	77815	75,900	50,880	25,020	33.0%	COPR	HORWITH	CITX300156
07/10/09	08/11/09	005953083	77816	42,020	50,440	(8,420)	-20.0%	COPR	HORWITH	CITX300156
07/10/09	08/11/09	005953084	77817	37,920	49,140	(11,220)	-29.6%	COPR	HORWITH	CHUX111
07/10/09	08/11/09	005953085	77818	67,500	50,460	17,040	25.2%	COPR	HORWITH	CHUX111
07/10/09	08/11/09	005953086	77819	65,520	49,240	16,280	24.8%	COPR	HORWITH	CHUX111
07/10/09	08/11/09	005953087	77820	23,780	49,020	(25,240)	-106.1%	COPR	HORWITH	CHUX111
07/10/09	08/11/09	005953088	77821	38,240	49,040	(10,800)	-28.2%	COPR	HORWITH	CHUX223
07/10/09	08/11/09	005953089	77822	66,220	49,360	16,860	25.5%	COPR	HORWITH	CHUX223
07/10/09	08/11/09	005953090	77823	65,080	50,560	14,520	22.3%	COPR	HORWITH	CHUX223
07/10/09	08/11/09	005953091	77824	25,280	50,900	(25,620)	-101.3%	COPR	HORWITH	CHUX223
07/10/09	08/11/09	005953092	77825	21,580	52,060	(30,480)	-141.2%	COPR	HORWITH	CEFX35846
07/10/09	08/11/09	005953093	77826	65,560	50,540	15,020	22.9%	COPR	HORWITH	CEFX35846
07/10/09	08/11/09	005953094	77827	76,540	51,020	25,520	33.3%	COPR	HORWITH	CEFX35846
07/10/09	08/11/09	005953095	77828	38,240	49,700	(11,460)	-30.0%	COPR	HORWITH	CEFX35846
07/10/09	08/11/09	005953096	77829	67,220	50,220	17,000	25.3%	COPR	HORWITH	CHUX255
07/10/09	08/11/09	005953097	77830	76,240	48,880	27,360	35.9%	COPR	HORWITH	CHUX255
07/10/09	08/11/09	005953098	77831	28,540	50,660	(22,120)	-77.5%	COPR	HORWITH	CHUX255
07/10/09	08/11/09	005953099	77832	37,640	49,240	(11,600)	-30.8%	COPR	HORWITH	CHUX322
07/10/09	08/11/09	005953100	77833	28,540	50,620	(22,080)	-77.4%	COPR	HORWITH	CHUX255
07/10/09	08/11/09	005953101	77834	68,700	48,000	20,700	30.1%	COPR	HORWITH	CITX300103
07/10/09	08/11/09	005953102	77835	67,340	48,600	18,740	27.8%	COPR	HORWITH	CHUX322
07/10/09	08/11/09	005953103	77836	66,580	48,400	18,180	27.3%	COPR	HORWITH	CHUX322
07/10/09	08/11/09	005953104	77837	23,280	48,540	(25,260)	-108.5%	COPR	HORWITH	CHUX322
07/10/09	08/11/09	005953105	77838	68,960	50,220	18,740	27.2%	COPR	HORWITH	JTLX283
07/10/09	08/11/09	005953106	77839	22,380	49,920	(27,540)	-123.1%	COPR	HORWITH	JTLX283
07/10/09	08/11/09	005953107	77840	67,120	49,140	17,980	26.8%	COPR	HORWITH	JTLX283
07/10/09	08/11/09	005953108	77841	30,800	48,660	(17,860)	-58.0%	COPR	HORWITH	JTLX283
07/10/09	08/11/09	005953109	77842	67,580	49,400	18,180	26.9%	COPR	HORWITH	JTLX30144
07/10/09	08/11/09	005953110	77843	77,800	51,160	26,640	34.2%	COPR	HORWITH	JTLX30144
07/10/09	08/11/09	005953111	77844	53,200	48,480	4,720	8.9%	COPR	HORWITH	CEFX35806
07/10/09	08/11/09	005953112	77845	34,660	49,360	(14,700)	-42.4%	COPR	HORWITH	CEFX35806
07/10/09	08/11/09	005953113	77846	27,380	49,860	(22,480)	-82.1%	COPR	HORWITH	JTLX30144
07/10/09	08/11/09	005953114	77847	27,380	50,320	(22,940)	-83.8%	COPR	HORWITH	JTLX30144
07/10/09	08/11/09	005953115	77848	68,740	50,500	18,240	26.5%	COPR	HORWITH	CEFX35806
07/10/09	08/11/09	005953116	77849	34,640	49,340	(14,700)	-42.4%	COPR	HORWITH	CEFX35806
07/10/09	08/11/09	005953117	77850	60,980	49,360	11,620	19.1%	COPR	HORWITH	CHUX225
07/10/09	08/11/09	005953118	77851	28,120	49,800	(21,680)	-77.1%	COPR	HORWITH	CHUX198
07/10/09	08/11/09	005953119	77852	67,240	49,100	18,140	27.0%	COPR	HORWITH	CHUX198
07/10/09	08/11/09	005953120	77853	76,680	48,920	27,760	36.2%	COPR	HORWITH	CHUX198
07/10/09	08/11/09	005953121	77854	23,900	50,520	(26,620)	-111.4%	COPR	HORWITH	CHUX198
07/10/09	08/11/09	005953122	77855	68,300	51,200	17,100	25.0%	COPR	HORWITH	CHUX225
07/10/09	08/11/09	005953123	77856	33,260	48,020	(14,760)	-44.4%	COPR	HORWITH	CHUX225
07/10/09	08/11/09	005953124	77857	33,260	52,200	(18,940)	-56.9%	COPR	HORWITH	CHUX225
07/10/09	08/11/09	005953125	77858	46,380	52,020	(5,640)	-12.2%	COPR	HORWITH	CITX300103
07/10/09	08/11/09	005953126	77859	77,580	52,760	24,820	32.0%	COPR	HORWITH	CITX300103
07/10/09	08/25/09	005953127	77860	17,380	50,380	(33,000)	-189.9%	COPR	HORWITH	CITX300033
07/10/09	08/11/09	005953128	77861	6,040	51,600	(45,560)	-754.3%	COPR	HORWITH	CITX300103
07/10/09	08/25/09	005953129	77862	69,280	50,200	19,080	27.5%	COPR	HORWITH	CITX300033
07/10/09	08/25/09	005953130	77863	69,560	52,620	16,940	24.4%	COPR	HORWITH	CITX300033
07/10/09	08/11/09	005953131	77864	76,800	50,140	26,660	34.7%	COPR	HORWITH	JTLX30102
07/10/09	08/25/09	005953132	77865	41,940	50,780	(8,840)	-21.1%	COPR	HORWITH	CITX300033
07/10/09	08/11/09	005953133	77866	59,820	50,020	9,800	16.4%	COPR	HORWITH	JTLX30102
07/13/09	08/25/09	005953134	77867	64,120	49,720	14,400	22.5%	COPR	HORWITH	JTLX30161
07/13/09	08/25/09	005953135	77868	67,380	50,260	17,120	25.4%	COPR	HORWITH	JTLX30161
07/13/09	08/25/09	005953136	77869	33,680	49,440	(15,760)	-46.8%	COPR	HORWITH	JTLX30161
07/13/09	08/25/09	005953137	77870	33,680	49,180	(15,500)	-46.0%	COPR	HORWITH	JTLX30161
07/13/09	08/25/09	005953138	77871	45,340	50,360	(5,020)	-11.1%	COPR	HORWITH	JTLX30134
07/13/09	08/25/09	005953139	77872	65,700	50,140	15,560	23.7%	COPR	HORWITH	JTLX30134
07/13/09	08/25/09	005953140	77873	76,760	49,520	27,240	35.5%	COPR	HORWITH	JTLX30134
07/13/09	08/25/09	005953141	77874	12,220	51,700	(39,480)	-323.1%	COPR	HORWITH	JTLX30134
07/13/09	08/25/09	005953142	77875	28,820	49,260	(20,440)	-70.9%	COPR	HORWITH	CHUX222
07/13/09	08/25/09	005953143	77876	67,680	50,200	17,480	25.8%	COPR	HORWITH	CHUX222
07/13/09	08/25/09	005953144	77877	77,360	50,460	26,900	34.8%	COPR	HORWITH	CHUX222
07/13/09	08/25/09	005953145	77878	23,360	50,400	(27,040)	-115.8%	COPR	HORWITH	CHUX222
07/13/09	08/25/09	005953146	77879	13,040	50,500	(37,460)	-287.3%	COPR	HORWITH	NDYX320329
07/13/09	08/25/09	005953147	77880	76,220	50,120	26,100	34.2%	COPR	HORWITH	NDYX320329
07/13/09	08/25/09	005953148	77881	67,360	48,620	18,740	27.8%	COPR	HORWITH	NDYX320329
07/13/09	08/25/09	005953149	77882	38,200	49,680	(11,480)	-30.1%	COPR	HORWITH	NDYX320329

HONEYWELL SA-7 USE HAZARDOUS WASTE TRACKING (2006)										
Date Shipped	Date of Return Manifest	State Manifest	Man. Doc #	Facilty Manifest Weight (lbs)	Estimated Weight (lbs)	Manifest - Estimate (lbs)	Manifest - Estimate (%)	Material	Transporter	RAILCAR #
07/13/09	08/25/09	005953150	77883	65,440	49,540	15,900	24.3%	COPR	HORWITH	CHUX102
07/13/09	08/25/09	005953151	77884	68,020	49,060	18,960	27.9%	COPR	HORWITH	CHUX102
07/13/09	08/25/09	005953152	77885	31,860	49,680	(17,820)	-55.9%	COPR	HORWITH	CHUX102
07/13/09	08/25/09	005953153	77886	31,860	50,620	(18,760)	-58.9%	COPR	HORWITH	CHUX102
07/13/09	08/11/09	005953154	77887	18,220	49,500	(31,280)	-171.7%	COPR	HORWITH	CHUX205
07/13/09	08/11/09	005953155	77888	65,760	49,480	16,280	24.8%	COPR	HORWITH	CHUX205
07/13/09	08/11/09	005953156	77889	52,780	50,120	2,660	5.0%	COPR	HORWITH	CHUX205
07/13/09	08/11/09	005953157	77890	65,040	49,260	15,780	24.3%	COPR	HORWITH	CHUX205
07/13/09	08/11/09	005953158	77891	10,960	50,520	(39,560)	-360.9%	COPR	HORWITH	CITX300116
07/13/09	08/11/09	005953159	77892	69,060	49,860	19,200	27.8%	COPR	HORWITH	CITX300116
07/13/09	08/11/09	005953160	77893	67,040	48,440	18,600	27.7%	COPR	HORWITH	CITX300116
07/13/09	08/11/09	005953161	77894	49,260	50,640	(1,380)	-2.8%	COPR	HORWITH	CITX300116
07/13/09	08/11/09	005953162	77895	28,740	48,620	(19,880)	-69.2%	COPR	HORWITH	JTLX30102
07/13/09	08/11/09	005953163	77896	28,760	48,720	(19,960)	-69.4%	COPR	HORWITH	JTLX30102
07/13/09	08/11/09	005953164	77897	43,520	48,200	(4,680)	-10.8%	COPR	HORWITH	CITX300106
07/13/09	08/11/09	005953165	77898	68,360	48,660	19,700	28.8%	COPR	HORWITH	CITX300106
07/13/09	08/11/09	005953166	77899	31,840	50,640	(18,800)	-59.0%	COPR	HORWITH	NDYX320320
07/13/09	08/11/09	005953167	77900	66,700	49,000	17,700	26.5%	COPR	HORWITH	CITX300106
07/13/09	08/11/09	005953168	77901	37,380	48,980	(11,600)	-31.0%	COPR	HORWITH	JTLX188
07/13/09	08/11/09	005953169	77902	67,380	50,140	17,240	25.6%	COPR	HORWITH	JTLX188
07/13/09	08/11/09	005953170	77903	68,020	49,600	18,420	27.1%	COPR	HORWITH	JTLX188
07/13/09	08/11/09	005953171	77904	17,340	50,100	(32,760)	-188.9%	COPR	HORWITH	JTLX188
07/13/09	08/11/09	005953172	77905	24,840	50,640	(25,800)	-103.9%	COPR	HORWITH	NDYX320320
07/13/09	08/11/09	005953173	77906	76,960	49,440	27,520	35.8%	COPR	HORWITH	NDYX320320
07/13/09	08/11/09	005953174	77907	68,560	50,160	18,400	26.8%	COPR	HORWITH	NDYX320320
07/13/09	08/11/09	005953175	77908	16,680	49,260	(32,580)	-195.3%	COPR	HORWITH	CITX300107
07/13/09	08/11/09	005953176	77909	65,060	51,140	13,920	21.4%	COPR	HORWITH	CITX300107
07/13/09	08/11/09	005953177	77910	78,220	51,480	26,740	34.2%	COPR	HORWITH	CITX300107
07/13/09	08/11/09	005953178	77911	16,580	51,620	(35,040)	-211.3%	COPR	HORWITH	JTLX94
07/13/09	08/11/09	005953179	77912	38,760	52,080	(13,320)	-34.4%	COPR	HORWITH	CITX300107
07/13/09	08/11/09	005953180	77913	67,500	51,440	16,060	23.8%	COPR	HORWITH	JTLX94
07/13/09	08/11/09	005953181	77914	68,020	50,220	17,800	26.2%	COPR	HORWITH	JTLX94
07/13/09	08/11/09	005953182	77915	50,000	51,740	(1,740)	-3.5%	COPR	HORWITH	JTLX94
07/13/09	08/11/09	005953183	77916	77,720	48,840	28,880	37.2%	COPR	HORWITH	CITX300027
07/13/09	08/11/09	005953184	77917	26,260	50,360	(24,100)	-91.8%	COPR	HORWITH	CITX300027
07/13/09	08/11/09	005953185	77918	68,820	49,920	18,900	27.5%	COPR	HORWITH	CITX300027
07/13/09	08/11/09	005953186	77919	26,260	51,000	(24,740)	-94.2%	COPR	HORWITH	CITX300027
07/13/09	08/25/09	005953187	77920	53,360	50,140	3,220	6.0%	COPR	HORWITH	JTLX30160
07/13/09	08/25/09	005953188	77921	67,200	50,960	16,240	24.2%	COPR	HORWITH	JTLX30160
07/13/09	08/25/09	005953189	77922	8,480	50,980	(42,500)	-501.2%	COPR	HORWITH	JTLX30160
07/13/09	08/25/09	005953190	77923	77,140	52,100	25,040	32.5%	COPR	HORWITH	JTLX30160
07/13/09	08/11/09	005953191	77924	11,720	48,280	(36,560)	-311.9%	COPR	HORWITH	CITX300106
07/13/09	08/11/09	005953192	77925	38,740	50,540	(11,800)	-30.5%	COPR	HORWITH	CHUX266
07/13/09	08/11/09	005953193	77926	68,920	50,440	18,480	26.8%	COPR	HORWITH	CHUX266
07/13/09	08/11/09	005953194	77927	69,300	49,740	19,560	28.2%	COPR	HORWITH	CHUX266
07/13/09	08/11/09	005953195	77928	49,320	51,020	(1,700)	-3.4%	COPR	HORWITH	JTLX278
07/13/09	08/11/09	005953196	77929	24,480	49,820	(25,340)	-103.5%	COPR	HORWITH	CHUX266
07/13/09	08/11/09	005953197	77930	65,000	48,200	16,800	25.8%	COPR	HORWITH	JTLX278
07/13/09	08/11/09	005953198	77931	38,680	49,280	(10,600)	-27.4%	COPR	HORWITH	JTLX278
07/13/09	08/11/09	005953199	77932	38,660	49,840	(11,180)	-28.9%	COPR	HORWITH	JTLX278
07/14/09	08/11/09	005953201	77933	40,660	50,700	(10,040)	-24.7%	COPR	HORWITH	NDYX320452
07/14/09	08/11/09	005953202	77934	66,420	49,520	16,900	25.4%	COPR	HORWITH	NDYX320452
07/14/09	08/11/09	005953203	77935	65,020	50,120	14,900	22.9%	COPR	HORWITH	NDYX320452
07/14/09	08/11/09	005953204	77936	26,880	51,300	(24,420)	-90.8%	COPR	HORWITH	NDYX320452
07/14/09	08/11/09	005953205	77937	15,040	48,520	(33,480)	-222.6%	COPR	HORWITH	JTLX30167
07/14/09	08/11/09	005953206	77938	76,680	49,260	27,420	35.8%	COPR	HORWITH	JTLX30167
07/14/09	08/11/09	005953207	77939	76,440	50,200	26,240	34.3%	COPR	HORWITH	JTLX30167
07/14/09	08/11/09	005953208	77940	27,120	49,980	(22,860)	-84.3%	COPR	HORWITH	JTLX30167
07/14/09	08/11/09	005953209	77941	67,160	48,080	19,080	28.4%	COPR	HORWITH	CITX300115
07/14/09	08/11/09	005953210	77942	77,140	49,860	27,280	35.4%	COPR	HORWITH	CITX300115
07/14/09	08/11/09	005953211	77943	25,180	50,420	(25,240)	-100.2%	COPR	HORWITH	CITX300115
07/14/09	08/11/09	005953212	77944	25,160	49,640	(24,480)	-97.3%	COPR	HORWITH	CITX300115
07/14/09	08/25/09	005953213	77945	14,700	49,080	(34,380)	-233.9%	COPR	HORWITH	CHUX285
07/14/09	08/25/09	005953214	77946	65,680	49,380	16,300	24.8%	COPR	HORWITH	CHUX285
07/14/09	08/25/09	005953215	77947	67,040	49,020	18,020	26.9%	COPR	HORWITH	CHUX285
07/14/09	08/25/09	005953216	77948	46,100	49,740	(3,640)	-7.9%	COPR	HORWITH	CHUX285
07/14/09	08/11/09	005953217	77949	40,300	48,880	(8,580)	-21.3%	COPR	HORWITH	NDYX320461
07/14/09	08/11/09	005953218	77950	76,760	49,580	27,180	35.4%	COPR	HORWITH	NDYX320461
07/14/09	08/11/09	005953219	77951	9,960	49,160	(39,200)	-393.6%	COPR	HORWITH	NDYX320461
07/14/09	08/11/09	005953220	77952	76,340	48,800	27,540	36.1%	COPR	HORWITH	CHUX164
07/14/09	08/11/09	005953221	77953	65,240	49,840	15,400	23.6%	COPR	HORWITH	NDYX320461
07/14/09	08/11/09	005953222	77954	16,240	50,060	(33,820)	-208.3%	COPR	HORWITH	JTLX30124
07/14/09	08/11/09	005953223	77955	66,380	50,620	15,760	23.7%	COPR	HORWITH	JTLX30124
07/14/09	08/11/09	005953224	77956	64,980	49,740	15,240	23.5%	COPR	HORWITH	JTLX30124

HONEYWELL SA-7 USE HAZARDOUS WASTE TRACKING (2006)										
Date Shipped	Date of Return Manifest	State Manifest	Man. Doc #	Facilty Manifest Weight (lbs)	Estimated Weight (lbs)	Manifest - Estimate (lbs)	Manifest - Estimate (%)	Material	Transporter	RAILCAR #
07/14/09	08/11/09	005953225	77957	49,940	51,080	(1,140)	-2.3%	COPR	HORWITH	JTLX30124
07/14/09	08/11/09	005953226	77958	66,660	49,260	17,400	26.1%	COPR	HORWITH	CHUX164
07/14/09	08/11/09	005953227	77959	25,720	49,920	(24,200)	-94.1%	COPR	HORWITH	CHUX164
07/14/09	08/11/09	005953228	77960	25,700	50,320	(24,620)	-95.8%	COPR	HORWITH	CHUX164
07/14/09	08/11/09	005953229	77961	58,520	50,140	8,380	14.3%	COPR	HORWITH	JTLX30132
07/14/09	08/11/09	005953230	77962	65,660	49,660	16,000	24.4%	COPR	HORWITH	JTLX30132
07/14/09	08/11/09	005953231	77963	38,480	49,700	(11,220)	-29.2%	COPR	HORWITH	JTLX30132
07/14/09	08/25/09	005953232	77964	41,260	49,480	(8,220)	-19.9%	COPR	HORWITH	CHUX236
07/14/09	08/11/09	005953233	77965	38,500	50,220	(11,720)	-30.4%	COPR	HORWITH	JTLX30132
07/14/09	08/25/09	005953234	77966	75,940	50,360	25,580	33.7%	COPR	HORWITH	CHUX236
07/14/09	08/25/09	005953235	77967	67,200	51,820	15,380	22.9%	COPR	HORWITH	CHUX236
07/14/09	08/11/09	005953236	77968	48,500	51,620	(3,120)	-6.4%	COPR	HORWITH	CEFX35849
07/14/09	08/11/09	005953237	77969	65,320	50,380	14,940	22.9%	COPR	HORWITH	CEFX35849
07/14/09	08/11/09	005953238	77970	67,600	51,580	16,020	23.7%	COPR	HORWITH	CEFX35849
07/14/09	08/11/09	005953239	77971	18,480	50,260	(31,780)	-172.0%	COPR	HORWITH	CEFX35849
07/14/09	08/11/09	005953240	77972	36,000	49,960	(13,960)	-38.8%	COPR	HORWITH	CITX300114
07/14/09	08/11/09	005953241	77973	76,320	51,620	24,700	32.4%	COPR	HORWITH	CITX300114
07/14/09	08/11/09	005953242	77974	68,000	50,540	17,460	25.7%	COPR	HORWITH	CITX300114
07/14/09	08/11/09	005953243	77975	17,940	49,400	(31,460)	-175.4%	COPR	HORWITH	CITX300114
07/14/09	08/11/09	005953244	77976	17,540	50,520	(32,980)	-188.0%	COPR	HORWITH	CHUX290
07/14/09	08/11/09	005953245	77977	77,080	51,080	26,000	33.7%	COPR	HORWITH	CHUX290
07/14/09	08/11/09	005953246	77978	65,880	51,940	13,940	21.2%	COPR	HORWITH	CHUX290
07/14/09	08/11/09	005953247	77979	40,600	51,420	(10,820)	-26.7%	COPR	HORWITH	CHUX290
07/14/09	08/11/09	005953248	77980	76,460	50,140	26,320	34.4%	COPR	HORWITH	CEFX35243
07/14/09	08/11/09	005953249	77981	67,940	50,420	17,520	25.8%	COPR	HORWITH	CEFX35243
07/14/09	08/11/09	005953250	77982	26,040	52,540	(26,500)	-101.8%	COPR	HORWITH	CEFX35243
07/14/09	08/11/09	005953251	77983	26,040	51,700	(25,660)	-98.5%	COPR	HORWITH	CEFX35243
07/14/09	08/25/09	005953252	77984	38,580	51,880	(13,300)	-34.5%	COPR	HORWITH	CHUX320
07/14/09	08/25/09	005953253	77985	52,080	50,500	1,580	3.0%	COPR	HORWITH	CHUX320
07/14/09	08/25/09	005953254	77986	67,600	51,080	16,520	24.4%	COPR	HORWITH	CHUX320
07/14/09	08/25/09	005953255	77987	68,080	50,620	17,460	25.6%	COPR	HORWITH	CITX300122
07/14/09	08/25/09	005953256	77988	38,580	49,660	(11,080)	-28.7%	COPR	HORWITH	CHUX320
07/14/09	08/25/09	005953257	77989	14,700	51,160	(36,460)	-248.0%	COPR	HORWITH	CHUX236
07/14/09	08/25/09	005953258	77990	35,160	49,540	(14,380)	-40.9%	COPR	HORWITH	CITX300122
07/14/09	08/25/09	005953259	77991	30,720	50,940	(20,220)	-65.8%	COPR	HORWITH	CITX300122
07/14/09	08/25/09	005953260	77992	65,240	50,780	14,460	22.2%	COPR	HORWITH	CITX300122
07/14/09	08/25/09	005953261	77993	10,280	51,180	(40,900)	-397.9%	COPR	HORWITH	CHUX137
07/14/09	08/25/09	005953262	77994	65,820	49,260	16,560	25.2%	COPR	HORWITH	CHUX137
07/14/09	08/25/09	005953263	77995	77,000	49,740	27,260	35.4%	COPR	HORWITH	CHUX137
07/14/09	08/25/09	005953264	77996	41,400	49,920	(8,520)	-20.6%	COPR	HORWITH	CHUX137
07/14/09	08/25/09	005953265	77997	29,120	50,140	(21,020)	-72.2%	COPR	HORWITH	CITX300166
07/14/09	08/25/09	005953266	77998	67,480	51,280	16,200	24.0%	COPR	HORWITH	CITX300166
07/14/09	08/25/09	005953267	77999	77,220	50,460	26,760	34.7%	COPR	HORWITH	CITX300166
07/14/09	08/25/09	005953268	78000	68,000	49,540	18,460	27.1%	COPR	HORWITH	JTLX30112
07/14/09	08/25/09	005953269	78001	29,140	49,420	(20,280)	-69.6%	COPR	HORWITH	CITX300166
07/14/09	08/25/09	005953270	78002	51,220	50,300	920	1.8%	COPR	HORWITH	JTLX30112
07/15/09	08/25/09	005953271	78003	55,240	49,760	5,480	9.9%	COPR	HORWITH	CHUX144
07/15/09	08/25/09	005953272	78004	77,960	49,180	28,780	36.9%	COPR	HORWITH	CHUX144
07/15/09	08/25/09	005953273	78005	30,800	50,920	(20,120)	-65.3%	COPR	HORWITH	CHUX144
07/15/09	08/25/09	005953274	78006	30,800	49,980	(19,180)	-62.3%	COPR	HORWITH	CHUX144
07/15/09	08/25/09	005953275	78007	65,280	48,020	17,260	26.4%	COPR	HORWITH	JTLX30112
07/15/09	08/25/09	005953276	78008	16,180	49,860	(33,680)	-208.2%	COPR	HORWITH	CHUX287
07/15/09	08/25/09	005953277	78009	12,120	50,180	(38,060)	-314.0%	COPR	HORWITH	JTLX30112
07/15/09	08/25/09	005953278	78010	43,240	49,860	(6,620)	-15.3%	COPR	HORWITH	CHUX287
07/15/09	08/25/09	005953279	78011	68,920	50,480	18,440	26.8%	COPR	HORWITH	CHUX287
07/15/09	08/25/09	005953280	78012	68,980	50,400	18,580	26.9%	COPR	HORWITH	CHUX287
07/15/09	08/25/09	005953281	78013	18,140	50,740	(32,600)	-179.7%	COPR	HORWITH	CITX300021
07/15/09	08/25/09	005953282	78014	12,380	50,280	(37,900)	-306.1%	COPR	HORWITH	CHUX265
07/15/09	08/25/09	005953283	78015	67,380	49,620	17,760	26.4%	COPR	HORWITH	CITX300021
07/15/09	08/25/09	005953284	78016	77,760	49,680	28,080	36.1%	COPR	HORWITH	CITX300021
07/15/09	08/25/09	005953285	78017	33,980	49,040	(15,060)	-44.3%	COPR	HORWITH	CITX300021
07/15/09	08/25/09	005953286	78018	68,680	48,740	19,940	29.0%	COPR	HORWITH	CHUX224
07/15/09	08/25/09	005953287	78019	67,280	49,020	18,260	27.1%	COPR	HORWITH	CHUX265
07/15/09	08/25/09	005953288	78020	67,920	49,720	18,200	26.8%	COPR	HORWITH	CHUX265
07/15/09	08/25/09	005953289	78021	46,660	49,220	(2,560)	-5.5%	COPR	HORWITH	CHUX265
07/15/09	08/25/09	005953290	78022	68,860	49,400	19,460	28.3%	COPR	HORWITH	CHUX224
07/15/09	08/25/09	005953291	78023	28,180	50,960	(22,780)	-80.8%	COPR	HORWITH	CHUX224
07/15/09	08/25/09	005953292	78024	28,180	48,820	(20,640)	-73.2%	COPR	HORWITH	CHUX224
07/15/09	08/25/09	005953293	78025	65,620	50,540	15,080	23.0%	COPR	HORWITH	JTLX30115
07/15/09	08/25/09	005953294	78026	67,460	50,800	16,660	24.7%	COPR	HORWITH	JTLX30115
07/15/09	08/25/09	005953295	78027	32,240	50,260	(18,020)	-55.9%	COPR	HORWITH	JTLX30115
07/15/09	08/25/09	005953296	78028	32,240	50,220	(17,980)	-55.8%	COPR	HORWITH	JTLX30115
07/15/09	08/25/09	005953297	78029	57,320	50,120	7,200	12.6%	COPR	HORWITH	CHUX133
07/15/09	08/25/09	005953298	78030	33,760	50,020	(16,260)	-48.2%	COPR	HORWITH	CHUX133

HONEYWELL SA-7 USE HAZARDOUS WASTE TRACKING (2006)										
Date Shipped	Date of Return Manifest	State Manifest	Man. Doc #	Facilty Manifest Weight (lbs)	Estimated Weight (lbs)	Manifest - Estimate (lbs)	Manifest - Estimate (%)	Material	Transporter	RAILCAR #
07/15/09	08/25/09	005953299	78031	33,780	49,600	(15,820)	-46.8%	COPR	HORWITH	CHUX133
07/15/09	08/25/09	005953300	78032	69,640	50,080	19,560	28.1%	COPR	HORWITH	CHUX133
07/15/09	08/25/09	005953301	78033	31,020	50,380	(19,360)	-62.4%	COPR	HORWITH	JTLX277
07/15/09	08/25/09	005953302	78034	13,200	48,640	(35,440)	-268.5%	COPR	HORWITH	CITX300137
07/15/09	08/25/09	005953303	78035	38,900	51,640	(12,740)	-32.8%	COPR	HORWITH	JTLX277
07/15/09	08/25/09	005953304	78036	67,780	50,400	17,380	25.6%	COPR	HORWITH	JTLX277
07/15/09	08/25/09	005953305	78037	64,980	52,420	12,560	19.3%	COPR	HORWITH	JTLX277
07/15/09	08/25/09	005953307	78038	26,280	48,020	(21,740)	-82.7%	COPR	HORWITH	CHUX115
07/15/09	08/25/09	005953308	78039	77,180	48,280	28,900	37.4%	COPR	HORWITH	CHUX115
07/15/09	08/25/09	005953309	78040	78,020	50,940	27,080	34.7%	COPR	HORWITH	CHUX115
07/15/09	08/25/09	005953310	78041	11,740	50,960	(39,220)	-334.1%	COPR	HORWITH	CHUX115
07/15/09	08/25/09	005953311	78042	17,800	51,340	(33,540)	-188.4%	COPR	HORWITH	CITX300119
07/15/09	08/25/09	005953312	78043	69,120	51,280	17,840	25.8%	COPR	HORWITH	CITX300119
07/15/09	08/25/09	005953313	78044	77,380	48,020	29,360	37.9%	COPR	HORWITH	CEFX35837
07/15/09	08/25/09	005953314	78045	29,820	50,520	(20,700)	-69.4%	COPR	HORWITH	CEFX35837
07/15/09	08/25/09	005953315	78046	69,080	48,260	20,820	30.1%	COPR	HORWITH	CITX300119
07/15/09	08/25/09	005953316	78047	29,800	52,620	(22,820)	-76.6%	COPR	HORWITH	CEFX35837
07/15/09	08/25/09	005953317	78048	43,640	52,240	(8,600)	-19.7%	COPR	HORWITH	CITX300119
07/15/09	08/25/09	005953318	78049	67,080	51,280	15,800	23.6%	COPR	HORWITH	CEFX35837
07/15/09	08/25/09	005953319	78050	34,520	48,840	(14,320)	-41.5%	COPR	HORWITH	CHUX234
07/15/09	08/25/09	005953320	78051	59,520	51,600	7,920	13.3%	COPR	HORWITH	CHUX234
07/15/09	08/25/09	005953321	78052	65,480	51,100	14,380	22.0%	COPR	HORWITH	CHUX234
07/15/09	08/25/09	005953322	78053	34,500	51,420	(16,920)	-49.0%	COPR	HORWITH	CHUX234
07/15/09	08/25/09	005953323	78054	53,620	50,220	3,400	6.3%	COPR	HORWITH	CHUX286
07/15/09	08/25/09	005953324	78055	68,700	50,840	17,860	26.0%	COPR	HORWITH	CHUX286
07/15/09	08/25/09	005953325	78056	69,140	51,160	17,980	26.0%	COPR	HORWITH	CHUX286
07/15/09	08/25/09	005953326	78057	8,900	51,420	(42,520)	-477.8%	COPR	HORWITH	CHUX286
07/15/09	08/25/09	005953327	78058	66,120	48,580	17,540	26.5%	COPR	HORWITH	CHUX112
07/15/09	08/25/09	005953328	78059	77,040	50,340	26,700	34.7%	COPR	HORWITH	CHUX112
07/15/09	08/25/09	005953329	78060	29,340	50,280	(20,940)	-71.4%	COPR	HORWITH	CHUX112
07/15/09	08/25/09	005953330	78061	24,100	50,020	(25,920)	-107.6%	COPR	HORWITH	CHUX112
07/15/09	08/25/09	005953331	78062	77,340	51,740	25,600	33.1%	COPR	HORWITH	CITX300137
07/15/09	08/25/09	005953332	78063	68,600	50,580	18,020	26.3%	COPR	HORWITH	CITX300137
07/15/09	08/25/09	005953333	78064	37,920	50,980	(13,060)	-34.4%	COPR	HORWITH	CITX300137
07/15/09	08/25/09	005953334	78065	78,200	51,360	26,840	34.3%	COPR	HORWITH	CITX300133
07/15/09	08/25/09	005953335	78066	27,060	50,540	(23,480)	-86.8%	COPR	HORWITH	CITX300133
07/15/09	08/25/09	005953336	78067	77,580	49,780	27,800	35.8%	COPR	HORWITH	CITX300133
07/15/09	08/25/09	005953337	78068	24,560	50,680	(26,120)	-106.4%	COPR	HORWITH	CHUX272
07/15/09	08/25/09	005953338	78069	14,480	49,560	(35,080)	-242.3%	COPR	HORWITH	CITX300133
07/15/09	08/25/09	005953339	78070	65,540	48,960	16,580	25.3%	COPR	HORWITH	CHUX272
07/16/09	08/25/09	005953340	78071	35,260	49,580	(14,320)	-40.6%	COPR	HORWITH	JTLX177
07/16/09	08/25/09	005953341	78072	68,000	49,980	18,020	26.5%	COPR	HORWITH	JTLX177
07/16/09	08/25/09	005953342	78073	67,180	49,940	17,240	25.7%	COPR	HORWITH	JTLX177
07/16/09	08/25/09	005953343	78074	25,600	49,520	(23,920)	-93.4%	COPR	HORWITH	JTLX177
07/16/09	08/25/09	005953344	78075	51,320	50,100	1,220	2.4%	COPR	HORWITH	NDYX320427
07/16/09	08/25/09	005953345	78076	13,680	49,420	(35,740)	-261.3%	COPR	HORWITH	NDYX320427
07/16/09	08/25/09	005953346	78077	76,660	49,680	26,980	35.2%	COPR	HORWITH	CITX300129
07/16/09	08/25/09	005953347	78078	67,300	48,760	18,540	27.5%	COPR	HORWITH	NDYX320427
07/16/09	08/25/09	005953348	78079	58,200	51,580	6,620	11.4%	COPR	HORWITH	CITX300129
07/16/09	08/25/09	005953349	78080	66,540	51,380	15,160	22.8%	COPR	HORWITH	NDYX320427
07/16/09	08/25/09	005953350	78081	40,060	51,580	(11,520)	-28.8%	COPR	HORWITH	CEFX35805
07/16/09	08/25/09	005953351	78082	31,160	50,540	(19,380)	-62.2%	COPR	HORWITH	CITX300129
07/16/09	08/25/09	005953352	78083	31,180	50,860	(19,680)	-63.1%	COPR	HORWITH	CITX300129
07/16/09	08/25/09	005953353	78084	67,360	50,340	17,020	25.3%	COPR	HORWITH	CEFX35805
07/16/09	08/25/09	005953354	78085	76,380	48,040	28,340	37.1%	COPR	HORWITH	CEFX35805
07/16/09	08/25/09	005953355	78086	76,180	50,760	25,420	33.4%	COPR	HORWITH	JTLX30151
07/16/09	08/25/09	005953356	78087	57,460	48,300	9,160	15.9%	COPR	HORWITH	CEFX35798
07/16/09	08/25/09	005953357	78088	10,280	49,780	(39,500)	-384.2%	COPR	HORWITH	CEFX35805
07/16/09	08/25/09	005953358	78089	66,520	49,400	17,120	25.7%	COPR	HORWITH	CEFX35798
07/16/09	08/25/09	005953359	78090	32,860	48,840	(15,980)	-48.6%	COPR	HORWITH	CEFX35798
07/16/09	08/25/09	005953360	78091	32,860	49,460	(16,600)	-50.5%	COPR	HORWITH	CEFX35798
07/16/09	08/25/09	005953361	78092	31,940	48,480	(16,540)	-51.8%	COPR	HORWITH	JTLX30151
07/16/09	08/25/09	005953362	78093	14,480	48,120	(33,640)	-232.3%	COPR	HORWITH	JTLX279
07/16/09	08/25/09	005953363	78094	76,640	48,720	27,920	36.4%	COPR	HORWITH	JTLX30151
07/16/09	08/25/09	005953364	78095	10,140	51,060	(40,920)	-403.6%	COPR	HORWITH	JTLX30151
07/16/09	08/25/09	005953365	78096	67,200	50,440	16,760	24.9%	COPR	HORWITH	JTLX279
07/16/09	08/25/09	005953366	78097	76,700	50,960	25,740	33.6%	COPR	HORWITH	JTLX279
07/16/09	08/25/09	005953367	78098	36,020	49,140	(13,120)	-36.4%	COPR	HORWITH	JTLX279
07/16/09	08/11/09	005953368	78099	40,420	49,620	(9,200)	-22.8%	COPR	HORWITH	CITX300123
07/16/09	08/11/09	005953369	78100	66,920	48,840	18,080	27.0%	COPR	HORWITH	CITX300123
07/16/09	08/11/09	005953370	78101	66,780	51,280	15,500	23.2%	COPR	HORWITH	CITX300123
07/16/09	08/11/09	005953371	78102	22,940	49,300	(26,360)	-114.9%	COPR	HORWITH	CITX300123
07/16/09	08/11/09	005953372	78103	15,160	49,300	(34,140)	-225.2%	COPR	HORWITH	JTLX30170
07/16/09	08/11/09	005953373	78104	68,860	48,940	19,920	28.9%	COPR	HORWITH	JTLX30170

HONEYWELL SA-7 USE HAZARDOUS WASTE TRACKING (2006)										
Date Shipped	Date of Return Manifest	State Manifest	Man. Doc #	Facilty Manifest Weight (lbs)	Estimated Weight (lbs)	Manifest - Estimate (lbs)	Manifest - Estimate (%)	Material	Transporter	RAILCAR #
07/16/09	08/11/09	005953374	78105	67,660	50,840	16,820	24.9%	COPR	HORWITH	JTLX30170
07/16/09	08/11/09	005953375	78106	67,060	49,880	17,180	25.6%	COPR	HORWITH	JTLX30120
07/16/09	08/11/09	005953376	78107	76,680	50,600	26,080	34.0%	COPR	HORWITH	JTLX30120
07/16/09	08/11/09	005953377	78108	25,900	49,980	(24,080)	-93.0%	COPR	HORWITH	JTLX30120
07/16/09	08/11/09	005953378	78109	25,900	49,120	(23,220)	-89.7%	COPR	HORWITH	JTLX30120
07/16/09	08/11/09	005953379	78110	15,480	50,700	(35,220)	-227.5%	COPR	HORWITH	CHUX149
07/16/09	08/11/09	005953380	78111	77,520	49,940	27,580	35.6%	COPR	HORWITH	CHUX149
07/16/09	08/11/09	005953381	78112	66,800	50,520	16,280	24.4%	COPR	HORWITH	CHUX149
07/16/09	08/11/09	005953382	78113	37,140	49,740	(12,600)	-33.9%	COPR	HORWITH	CHUX149
07/16/09	08/11/09	005953383	78114	57,420	51,840	5,580	9.7%	COPR	HORWITH	JTLX30101
07/16/09	08/11/09	005953384	78115	77,560	50,940	26,620	34.3%	COPR	HORWITH	JTLX30101
07/16/09	08/11/09	005953385	78116	33,700	51,240	(17,540)	-52.0%	COPR	HORWITH	JTLX30101
07/16/09	08/11/09	005953386	78117	33,700	52,540	(18,840)	-55.9%	COPR	HORWITH	JTLX30101
07/16/09	08/11/09	005953387	78118	54,220	50,100	4,120	7.6%	COPR	HORWITH	CHUX310
07/16/09	08/11/09	005953388	78119	68,320	50,660	17,660	25.8%	COPR	HORWITH	CHUX310
07/16/09	08/11/09	005953389	78120	68,140	50,340	17,800	26.1%	COPR	HORWITH	CHUX310
07/16/09	08/11/09	005953390	78121	10,140	50,840	(40,700)	-401.4%	COPR	HORWITH	CHUX310
07/16/09	08/11/09	005953391	78122	40,240	51,900	(11,660)	-29.0%	COPR	HORWITH	NDYX320342
07/16/09	08/11/09	005953392	78123	76,860	50,300	26,560	34.6%	COPR	HORWITH	NDYX320342
07/16/09	08/11/09	005953393	78124	68,560	48,840	19,720	28.8%	COPR	HORWITH	NDYX320342
07/16/09	08/11/09	005953394	78125	11,100	49,080	(37,980)	-342.2%	COPR	HORWITH	NDYX320342
07/16/09	08/11/09	005953395	78126	10,060	48,660	(38,600)	-383.7%	COPR	HORWITH	CHUX240
07/16/09	08/11/09	005953396	78127	39,560	49,440	(9,880)	-25.0%	COPR	HORWITH	JTLX30170
07/16/09	08/11/09	005953397	78128	68,880	50,220	18,660	27.1%	COPR	HORWITH	CHUX240
07/16/09	08/11/09	005953398	78129	65,500	49,560	15,940	24.3%	COPR	HORWITH	CHUX240
07/16/09	08/11/09	005953399	78130	53,740	50,960	2,780	5.2%	COPR	HORWITH	CHUX240
07/16/09	08/25/09	005953400	78131	68,640	50,960	17,680	25.8%	COPR	HORWITH	CHUX272
07/16/09	08/25/09	005953401	78132	38,960	48,980	(10,020)	-25.7%	COPR	HORWITH	CHUX272
07/16/09	08/25/09	005953402	78133	19,200	52,280	(33,080)	-172.3%	COPR	HORWITH	NDYX320467
07/16/09	08/25/09	005953403	78134	76,560	50,640	25,920	33.9%	COPR	HORWITH	NDYX320467
07/16/09	08/25/09	005953404	78135	76,300	50,440	25,860	33.9%	COPR	HORWITH	NDYX320467
07/16/09	08/25/09	005953405	78136	26,960	49,360	(22,400)	-83.1%	COPR	HORWITH	NDYX320467
07/16/09	08/25/09	005953406	78137	76,600	49,480	27,120	35.4%	COPR	HORWITH	CHUX305
07/16/09	08/25/09	005953407	78138	67,240	48,820	18,420	27.4%	COPR	HORWITH	CHUX305
07/16/09	08/25/09	005953408	78139	24,680	48,680	(24,000)	-97.2%	COPR	HORWITH	CHUX305
07/16/09	08/25/09	005953409	78140	24,680	49,720	(25,040)	-101.5%	COPR	HORWITH	CHUX305
07/17/09	08/11/09	005953410	78141	53,500	48,320	5,180	9.7%	COPR	HORWITH	CEFX35828
07/17/09	08/11/09	005953411	78142	68,680	48,020	20,660	30.1%	COPR	HORWITH	CEFX35828
07/17/09	08/11/09	005953412	78143	34,140	49,860	(15,720)	-46.0%	COPR	HORWITH	CEFX35828
07/17/09	08/11/09	005953413	78144	34,140	48,900	(14,760)	-43.2%	COPR	HORWITH	CEFX35828
07/17/09	08/25/09	005953414	78145	66,020	49,400	16,620	25.2%	COPR	HORWITH	CITX300142
07/17/09	08/25/09	005953415	78146	69,360	49,180	20,180	29.1%	COPR	HORWITH	CITX300142
07/17/09	08/25/09	005953416	78147	33,260	49,780	(16,520)	-49.7%	COPR	HORWITH	CITX300142
07/17/09	08/25/09	005953417	78148	33,260	50,060	(16,800)	-50.5%	COPR	HORWITH	CITX300142
07/17/09	08/11/09	005953418	78149	26,480	50,800	(24,320)	-91.8%	COPR	HORWITH	JTLX262
07/17/09	08/11/09	005953419	78150	77,420	49,940	27,480	35.5%	COPR	HORWITH	JTLX262
07/17/09	08/11/09	005953420	78151	66,920	49,920	17,000	25.4%	COPR	HORWITH	JTLX262
07/17/09	08/11/09	005953421	78152	30,880	49,600	(18,720)	-60.6%	COPR	HORWITH	JTLX262
07/17/09	08/25/09	005953422	78153	54,500	50,020	4,480	8.2%	COPR	HORWITH	JTLX270
07/17/09	08/25/09	005953423	78154	69,060	48,400	20,660	29.9%	COPR	HORWITH	JTLX270
07/17/09	08/25/09	005953424	78155	34,120	50,260	(16,140)	-47.3%	COPR	HORWITH	JTLX270
07/17/09	08/25/09	005953425	78156	34,120	50,160	(16,040)	-47.0%	COPR	HORWITH	JTLX270
07/17/09	08/11/09	005953426	78157	6,680	50,440	(43,760)	-655.1%	COPR	HORWITH	CITX300108
07/17/09	08/11/09	005953427	78158	65,660	51,360	14,300	21.8%	COPR	HORWITH	CITX300108
07/17/09	08/11/09	005953428	78159	76,760	51,540	25,220	32.9%	COPR	HORWITH	CITX300108
07/17/09	08/11/09	005953429	78160	70,520	52,220	18,300	26.0%	COPR	HORWITH	CITX300162
07/17/09	08/11/09	005953430	78161	54,520	51,600	2,920	5.4%	COPR	HORWITH	CITX300108
07/17/09	08/11/09	005953431	78162	67,660	49,880	17,780	26.3%	COPR	HORWITH	CITX300162
07/17/09	08/11/09	005953432	78163	30,080	48,080	(18,000)	-59.8%	COPR	HORWITH	CITX300162
07/17/09	08/11/09	005953433	78164	30,080	50,280	(20,200)	-67.2%	COPR	HORWITH	CITX300162
07/17/09	08/11/09	005953434	78165	9,000	52,100	(43,100)	-478.9%	COPR	HORWITH	DJLX98509
07/17/09	08/11/09	005953435	78166	69,140	51,720	17,420	25.2%	COPR	HORWITH	DJLX98509
07/17/09	08/11/09	005953436	78167	67,200	50,100	17,100	25.4%	COPR	HORWITH	DJLX98509
07/17/09	08/11/09	005953437	78168	56,680	50,460	6,220	11.0%	COPR	HORWITH	DJLX98509
07/17/09	08/11/09	005953443	78169	7,000	51,520	(44,520)	-636.0%	COPR	HORWITH	CEFX35801
07/17/09	08/11/09	005953444	78170	69,300	51,300	18,000	26.0%	COPR	HORWITH	CEFX35801
07/17/09	08/11/09	005953445	78171	65,980	51,200	14,780	22.4%	COPR	HORWITH	CEFX35801
07/17/09	08/11/09	005953446	78172	44,260	50,260	(6,000)	-13.6%	COPR	HORWITH	CITX300136
07/17/09	08/11/09	005953447	78173	60,220	51,220	9,000	14.9%	COPR	HORWITH	CEFX35801
07/17/09	08/11/09	005953448	78174	65,580	49,460	16,120	24.6%	COPR	HORWITH	CITX300136
07/17/09	08/11/09	005953449	78175	66,200	51,620	14,580	22.0%	COPR	HORWITH	CITX300136
07/17/09	08/11/09	005953450	78176	35,420	49,140	(13,720)	-38.7%	COPR	HORWITH	JTLX4058
07/17/09	08/11/09	005953451	78177	68,900	48,900	20,000	29.0%	COPR	HORWITH	CEFX300154
07/17/09	08/11/09	005953452	78178	49,540	51,740	(2,200)	-4.4%	COPR	HORWITH	JTLX4058

HONEYWELL SA-7 USE HAZARDOUS WASTE TRACKING (2006)										
Date Shipped	Date of Return Manifest	State Manifest	Man. Doc #	Facilty Manifest Weight (lbs)	Estimated Weight (lbs)	Manifest - Estimate (lbs)	Manifest - Estimate (%)	Material	Transporter	RAILCAR #
07/17/09	08/11/09	005953453	78179	78,780	49,220	29,560	37.5%	COPR	HORWITH	JTLX4058
07/17/09	08/11/09	005953454	78180	35,420	51,580	(16,160)	-45.6%	COPR	HORWITH	JTLX4058
07/17/09	08/11/09	005953455	78181	46,240	50,860	(4,620)	-10.0%	COPR	HORWITH	CEFX300154
07/17/09	08/11/09	005953456	78182	68,960	51,840	17,120	24.8%	COPR	HORWITH	CEFX300154
07/17/09	08/11/09	005953457	78183	18,320	51,480	(33,160)	-181.0%	COPR	HORWITH	CEFX300154
07/17/09	08/11/09	005953458	78184	38,000	52,020	(14,020)	-36.9%	COPR	HORWITH	CHUX212
07/17/09	08/11/09	005953459	78185	77,520	51,040	26,480	34.2%	COPR	HORWITH	CHUX212
07/17/09	08/11/09	005953460	78186	69,000	50,860	18,140	26.3%	COPR	HORWITH	CHUX212
07/17/09	08/11/09	005953461	78187	19,820	50,340	(30,520)	-154.0%	COPR	HORWITH	CHUX212
07/17/09	08/11/09	005953462	78188	38,540	49,000	(10,460)	-27.1%	COPR	HORWITH	CHUX235
07/17/09	08/11/09	005953463	78189	67,080	50,200	16,880	25.2%	COPR	HORWITH	CHUX235
07/17/09	08/11/09	005953464	78190	65,620	50,500	15,120	23.0%	COPR	HORWITH	CHUX235
07/17/09	08/11/09	005953465	78191	25,780	50,500	(24,720)	-95.9%	COPR	HORWITH	CITX300136
07/17/09	08/11/09	005953466	78192	25,180	49,120	(23,940)	-95.1%	COPR	HORWITH	CHUX235
07/17/09	08/11/09	005953467	78193	12,780	49,420	(36,640)	-286.7%	COPR	HORWITH	JTLX30129
07/17/09	08/11/09	005953468	78194	75,960	49,220	26,740	35.2%	COPR	HORWITH	JTLX30129
07/17/09	08/11/09	005953469	78195	77,020	49,620	27,400	35.6%	COPR	HORWITH	NDYX320346
07/17/09	08/11/09	005953470	78196	75,620	49,060	26,560	35.1%	COPR	HORWITH	JTLX30129
07/17/09	08/11/09	005953471	78197	29,060	50,860	(21,800)	-75.0%	COPR	HORWITH	JTLX30129
07/17/09	08/11/09	005953472	78198	27,240	50,880	(23,640)	-86.8%	COPR	HORWITH	NDYX320346
07/17/09	08/11/09	005953473	78199	22,800	48,340	(25,540)	-112.0%	COPR	HORWITH	NDYX320346
07/17/09	08/11/09	005953474	78200	68,800	50,940	17,860	26.0%	COPR	HORWITH	NDYX320346
07/17/09	08/11/09	005953475	78201	10,500	51,260	(40,760)	-388.2%	COPR	HORWITH	JTLX30122
07/17/09	08/11/09	005953476	78202	50,580	49,160	1,420	2.8%	COPR	HORWITH	JTLX30122
07/17/09	08/11/09	005953477	78203	65,880	49,280	16,600	25.2%	COPR	HORWITH	JTLX30122
07/17/09	08/11/09	005953478	78204	67,560	48,420	19,140	28.3%	COPR	HORWITH	JTLX30122
07/17/09	08/11/09	005953479	78205	52,520	49,240	3,280	6.2%	COPR	HORWITH	JTLX30169
07/17/09	08/11/09	005953480	78206	67,280	48,940	18,340	27.3%	COPR	HORWITH	JTLX30169
07/17/09	08/11/09	005953481	78207	34,560	48,020	(13,460)	-38.9%	COPR	HORWITH	JTLX30169
07/17/09	08/11/09	005953482	78208	34,560	48,320	(13,760)	-39.8%	COPR	HORWITH	JTLX30169
07/17/09	08/11/09	005953483	78209	35,020	48,700	(13,680)	-39.1%	COPR	HORWITH	CITX300145
07/17/09	08/11/09	005953484	78210	66,920	49,040	17,880	26.7%	COPR	HORWITH	CITX300145
07/20/09	08/11/09	005953485	78211	10,200	49,460	(39,260)	-384.9%	COPR	HORWITH	CEFX35821
07/20/09	08/11/09	005953486	78212	76,280	49,640	26,640	34.9%	COPR	HORWITH	CEFX35821
07/20/09	08/11/09	005953487	78213	75,800	50,480	25,320	33.4%	COPR	HORWITH	CEFX35821
07/20/09	08/11/09	005953488	78214	32,340	49,200	(16,860)	-52.1%	COPR	HORWITH	CEFX35821
07/20/09	08/11/09	005953489	78215	49,520	48,520	1,000	2.0%	COPR	HORWITH	JTLX194
07/20/09	08/11/09	005953490	78216	76,220	49,460	26,760	35.1%	COPR	HORWITH	JTLX194
07/20/09	08/11/09	005953491	78217	32,880	48,920	(16,040)	-48.8%	COPR	HORWITH	JTLX194
07/20/09	08/11/09	005953492	78218	32,880	48,940	(16,060)	-48.8%	COPR	HORWITH	JTLX194
07/20/09	08/11/09	005953493	78219	45,060	49,740	(4,680)	-10.4%	COPR	HORWITH	CEFX35802
07/20/09	08/11/09	005953494	78220	66,920	51,400	15,520	23.2%	COPR	HORWITH	CEFX35802
07/20/09	08/11/09	005953495	78221	65,700	50,220	15,480	23.6%	COPR	HORWITH	CEFX35802
07/20/09	08/11/09	005953496	78222	18,320	51,420	(33,100)	-180.7%	COPR	HORWITH	CEFX35802
07/20/09	08/11/09	005953497	78223	8,780	50,960	(42,180)	-480.4%	COPR	HORWITH	CHUX271
07/20/09	08/11/09	005953498	78224	67,600	49,320	18,280	27.0%	COPR	HORWITH	CHUX271
07/20/09	08/11/09	005953499	78225	68,120	50,180	17,940	26.3%	COPR	HORWITH	CHUX271
07/20/09	08/11/09	005953500	78226	52,760	48,720	4,040	7.7%	COPR	HORWITH	CHUX271
07/20/09	08/11/09	005953501	78227	7,840	49,120	(41,280)	-526.5%	COPR	HORWITH	CHUX284
07/20/09	08/11/09	005953502	78228	66,760	51,980	14,780	22.1%	COPR	HORWITH	CHUX284
07/20/09	08/11/09	005953503	78229	9,820	51,840	(42,020)	-427.9%	COPR	HORWITH	CITX300121
07/20/09	08/11/09	005953504	78230	67,260	48,940	18,320	27.2%	COPR	HORWITH	CHUX284
07/20/09	08/11/09	005953505	78231	57,780	49,780	8,000	13.8%	COPR	HORWITH	CHUX284
07/20/09	08/11/09	005953506	78232	67,440	50,540	16,900	25.1%	COPR	HORWITH	CITX300121
07/20/09	08/11/09	005953507	78233	66,700	51,340	15,360	23.0%	COPR	HORWITH	CITX300121
07/20/09	08/11/09	005953508	78234	57,440	50,600	6,840	11.9%	COPR	HORWITH	CITX300121
07/20/09	08/11/09	005953509	78235	26,240	50,720	(24,480)	-93.3%	COPR	HORWITH	CEFX35804
07/20/09	08/11/09	005953510	78236	76,620	51,580	25,040	32.7%	COPR	HORWITH	CEFX35804
07/20/09	08/11/09	005953511	78237	68,260	52,100	16,160	23.7%	COPR	HORWITH	CEFX35804
07/20/09	08/11/09	005953512	78238	41,020	51,600	(10,580)	-25.8%	COPR	HORWITH	CEFX35824
07/20/09	08/11/09	005953513	78239	30,660	50,760	(20,100)	-65.6%	COPR	HORWITH	CEFX35804
07/20/09	08/11/09	005953514	78240	23,540	50,840	(27,300)	-116.0%	COPR	HORWITH	CEFX35824
07/20/09	08/11/09	005953515	78241	68,660	49,400	19,260	28.1%	COPR	HORWITH	CEFX35824
07/20/09	08/11/09	005953516	78242	65,620	50,180	15,440	23.5%	COPR	HORWITH	CEFX35824
07/20/09	08/11/09	005953517	78243	66,540	50,740	15,800	23.7%	COPR	HORWITH	CHUX251
07/20/09	08/11/09	005953518	78244	77,160	50,760	26,400	34.2%	COPR	HORWITH	CHUX251
07/20/09	08/11/09	005953519	78245	24,400	48,060	(23,660)	-97.0%	COPR	HORWITH	CHUX251
07/20/09	08/11/09	005953520	78246	29,360	48,000	(18,640)	-63.5%	COPR	HORWITH	CHUX141
07/20/09	08/11/09	005953521	78247	67,260	48,780	18,480	27.5%	COPR	HORWITH	CHUX141
07/20/09	08/11/09	005953522	78248	65,900	50,380	15,520	23.6%	COPR	HORWITH	CHUX141
07/20/09	08/11/09	005953523	78249	46,000	49,860	(3,860)	-8.4%	COPR	HORWITH	CHUX280
07/20/09	08/11/09	005953524	78250	29,340	48,580	(19,240)	-65.6%	COPR	HORWITH	CHUX141
07/20/09	08/11/09	005953525	78251	67,420	51,160	16,260	24.1%	COPR	HORWITH	CHUX280
07/20/09	08/11/09	005953526	78252	68,660	51,020	17,640	25.7%	COPR	HORWITH	CHUX280

HONEYWELL SA-7 USE HAZARDOUS WASTE TRACKING (2006)										
Date Shipped	Date of Return Manifest	State Manifest	Man. Doc #	Facilty Manifest Weight (lbs)	Estimated Weight (lbs)	Manifest - Estimate (lbs)	Manifest - Estimate (%)	Material	Transporter	RAILCAR #
07/20/09	08/11/09	005953527	78253	20,240	50,320	(30,080)	-148.6%	COPR	HORWITH	CHUX280
07/20/09	08/11/09	005953528	78254	57,740	50,960	6,780	11.7%	COPR	HORWITH	JTLX240
07/20/09	08/11/09	005953529	78255	75,460	52,000	23,460	31.1%	COPR	HORWITH	JTLX240
07/20/09	08/11/09	005953530	78256	33,620	48,460	(14,840)	-44.1%	COPR	HORWITH	JTLX240
07/20/09	08/11/09	005953531	78257	33,640	50,440	(16,800)	-49.9%	COPR	HORWITH	JTLX240
07/20/09	08/11/09	005953532	78258	42,380	50,280	(7,900)	-18.6%	COPR	HORWITH	CHUX297
07/20/09	08/11/09	005953533	78259	67,120	49,660	17,460	26.0%	COPR	HORWITH	CHUX297
07/20/09	08/11/09	005953534	78260	68,180	52,240	15,940	23.4%	COPR	HORWITH	CHUX247
07/20/09	08/11/09	005953535	78261	68,220	49,280	18,940	27.8%	COPR	HORWITH	CHUX297
07/20/09	08/11/09	005953536	78262	18,240	49,900	(31,660)	-173.6%	COPR	HORWITH	CHUX297
07/20/09	08/11/09	005953537	78263	53,360	49,500	3,860	7.2%	COPR	HORWITH	CHUX247
07/20/09	08/11/09	005953538	78264	67,080	51,380	15,700	23.4%	COPR	HORWITH	CHUX247
07/20/09	08/11/09	005953539	78265	24,420	48,960	(24,540)	-100.5%	COPR	HORWITH	CHUX251
07/20/09	08/11/09	005953540	78266	78,340	50,600	27,740	35.4%	COPR	HORWITH	CITX300158
07/20/09	08/11/09	005953541	78267	13,140	51,220	(38,080)	-289.8%	COPR	HORWITH	CHUX247
07/20/09	08/11/09	005953542	78268	69,060	51,320	17,740	25.7%	COPR	HORWITH	CITX300111
07/20/09	08/11/09	005953543	78269	67,700	50,960	16,740	24.7%	COPR	HORWITH	CITX300111
07/20/09	08/11/09	005953544	78270	33,020	50,300	(17,280)	-52.3%	COPR	HORWITH	CITX300111
07/20/09	08/11/09	005953545	78271	33,020	50,940	(17,920)	-54.3%	COPR	HORWITH	CITX300111
07/20/09	08/11/09	005953546	78272	42,060	51,160	(9,100)	-21.6%	COPR	HORWITH	CITX300158
07/20/09	08/11/09	005953547	78273	38,780	51,080	(12,300)	-31.7%	COPR	HORWITH	CITX300158
07/20/09	08/11/09	005953548	78274	38,800	49,320	(10,520)	-27.1%	COPR	HORWITH	CITX300158
07/20/09	08/11/09	005953549	78275	65,540	49,060	16,480	25.1%	COPR	HORWITH	CITX300145
07/20/09	08/11/09	005953550	78276	24,880	49,520	(24,640)	-99.0%	COPR	HORWITH	CITX300145
07/20/09	08/11/09	005953551	78277	7,680	48,300	(40,620)	-528.9%	COPR	HORWITH	NDYX320472
07/20/09	08/11/09	005953552	78278	68,220	49,520	18,700	27.4%	COPR	HORWITH	NDYX320472
07/20/09	08/11/09	005953553	78279	43,740	51,440	(7,700)	-17.6%	COPR	HORWITH	NDYX320472
07/20/09	08/11/09	005953554	78280	18,140	49,660	(31,520)	-173.8%	COPR	HORWITH	CITX300102
07/20/09	08/11/09	005953555	78281	76,600	50,280	26,320	34.4%	COPR	HORWITH	NDYX320472
07/21/09	08/11/09	005953557	78282	38,760	48,220	(9,460)	-24.4%	COPR	HORWITH	CHUX315
07/21/09	08/11/09	005953558	78283	68,600	50,620	17,980	26.2%	COPR	HORWITH	CHUX315
07/21/09	08/11/09	005953559	78284	67,200	49,960	17,240	25.7%	COPR	HORWITH	CHUX315
07/21/09	08/11/09	005953560	78285	36,260	51,260	(15,000)	-41.4%	COPR	HORWITH	CHUX324
07/21/09	08/11/09	005953561	78286	38,640	48,360	(9,720)	-25.2%	COPR	HORWITH	CHUX324
07/21/09	08/11/09	005953562	78287	18,240	50,120	(31,880)	-174.8%	COPR	HORWITH	CHUX315
07/21/09	08/11/09	005953563	78288	77,380	48,660	28,720	37.1%	COPR	HORWITH	CHUX324
07/21/09	08/11/09	005953564	78289	38,640	50,020	(11,380)	-29.5%	COPR	HORWITH	CHUX324
07/21/09	08/11/09	005953565	78290	37,360	48,460	(11,100)	-29.7%	COPR	HORWITH	NDYX320343
07/21/09	08/11/09	005953566	78291	65,680	50,400	15,280	23.3%	COPR	HORWITH	NDYX320343
07/21/09	08/11/09	005953567	78292	65,940	50,340	15,600	23.7%	COPR	HORWITH	NDYX320343
07/21/09	08/11/09	005953568	78293	30,880	49,260	(18,380)	-59.5%	COPR	HORWITH	NDYX320343
07/21/09	08/11/09	005953569	78294	44,320	49,840	(5,520)	-12.5%	COPR	HORWITH	JTLX30127
07/21/09	08/11/09	005953570	78295	67,300	49,100	18,200	27.0%	COPR	HORWITH	JTLX30127
07/21/09	08/11/09	005953571	78296	76,220	49,380	26,840	35.2%	COPR	HORWITH	JTLX30127
07/21/09	08/11/09	005953572	78297	5,300	49,900	(44,600)	-841.5%	COPR	HORWITH	JTLX30127
07/21/09	08/11/09	005953573	78298	31,060	49,680	(18,620)	-59.9%	COPR	HORWITH	CITX300016
07/21/09	08/11/09	005953574	78299	67,020	49,660	17,360	25.9%	COPR	HORWITH	CITX300016
07/21/09	08/11/09	005953575	78300	65,460	50,560	14,900	22.8%	COPR	HORWITH	CITX300016
07/21/09	08/11/09	005953576	78301	32,080	50,020	(17,940)	-55.9%	COPR	HORWITH	CITX300016
07/21/09	08/11/09	005953577	78302	7,640	49,760	(42,120)	-551.3%	COPR	HORWITH	CHUX263
07/21/09	08/11/09	005953578	78303	76,020	49,980	26,040	34.3%	COPR	HORWITH	CHUX263
07/21/09	08/11/09	005953579	78304	75,580	48,200	27,380	36.2%	COPR	HORWITH	CHUX263
07/21/09	08/11/09	005953580	78305	36,440	51,260	(14,820)	-40.7%	COPR	HORWITH	CHUX263
07/21/09	08/11/09	005953581	78306	65,400	52,120	13,280	20.3%	COPR	HORWITH	CHUX119
07/21/09	08/11/09	005953582	78307	67,280	52,060	15,220	22.6%	COPR	HORWITH	CHUX119
07/21/09	08/11/09	005953583	78308	34,380	50,060	(15,680)	-45.6%	COPR	HORWITH	CHUX119
07/21/09	08/11/09	005953584	78309	34,360	50,000	(15,640)	-45.5%	COPR	HORWITH	CHUX119
07/21/09	08/11/09	005953585	78310	20,960	50,200	(29,240)	-139.5%	COPR	HORWITH	CHUX152
07/21/09	08/11/09	005953586	78311	77,140	51,080	26,060	33.8%	COPR	HORWITH	CHUX152
07/21/09	08/11/09	005953587	78312	69,040	49,840	19,200	27.8%	COPR	HORWITH	CHUX152
07/21/09	08/11/09	005953588	78313	29,360	50,240	(20,880)	-71.1%	COPR	HORWITH	CHUX152
07/21/09	08/11/09	005953589	78314	76,080	51,820	24,260	31.9%	COPR	HORWITH	CHUX134
07/21/09	08/11/09	005953590	78315	68,340	49,620	18,720	27.4%	COPR	HORWITH	CHUX134
07/21/09	08/11/09	005953591	78316	24,500	51,080	(26,580)	-108.5%	COPR	HORWITH	CHUX134
07/21/09	08/11/09	005953592	78317	24,520	50,740	(26,220)	-106.9%	COPR	HORWITH	CHUX134
07/21/09	08/11/09	005953593	78318	23,460	49,400	(25,940)	-110.6%	COPR	HORWITH	JTLX30137
07/21/09	08/11/09	005953594	78319	76,300	49,280	27,020	35.4%	COPR	HORWITH	JTLX30137
07/21/09	08/11/09	005953595	78320	67,760	48,280	19,480	28.7%	COPR	HORWITH	JTLX30137
07/21/09	08/11/09	005953596	78321	22,880	50,620	(27,740)	-121.2%	COPR	HORWITH	JTLX30137
07/21/09	08/11/09	005953597	78322	65,480	50,040	15,440	23.6%	COPR	HORWITH	CITX300102
07/21/09	08/11/09	005953598	78323	68,100	49,680	18,420	27.0%	COPR	HORWITH	CITX300102
07/21/09	08/11/09	005953599	78324	43,560	50,420	(6,860)	-15.7%	COPR	HORWITH	CITX300102
07/21/09	08/11/09	005953600	78325	59,540	50,740	8,800	14.8%	COPR	HORWITH	CHUX204
07/21/09	08/11/09	005953601	78326	67,000	51,220	15,780	23.6%	COPR	HORWITH	CHUX204

HONEYWELL SA-7 USE HAZARDOUS WASTE TRACKING (2006)										
Date Shipped	Date of Return Manifest	State Manifest	Man. Doc #	Facilty Manifest Weight (lbs)	Estimated Weight (lbs)	Manifest - Estimate (lbs)	Manifest - Estimate (%)	Material	Transporter	RAILCAR #
07/21/09	08/11/09	005953602	78327	38,200	51,680	(13,480)	-35.3%	COPR	HORWITH	CHUX204
07/21/09	08/11/09	005953603	78328	38,200	51,560	(13,360)	-35.0%	COPR	HORWITH	CHUX204
07/21/09	08/11/09	005953604	78329	51,120	51,000	120	0.2%	COPR	HORWITH	CHUX189
07/21/09	08/11/09	005953605	78330	67,340	51,420	15,920	23.6%	COPR	HORWITH	CHUX189
07/21/09	08/11/09	005953606	78331	76,320	49,380	26,940	35.3%	COPR	HORWITH	CHUX189
07/21/09	08/11/09	005953607	78332	5,880	51,520	(45,640)	-776.2%	COPR	HORWITH	CHUX189
07/21/09	08/11/09	005953608	78333	68,800	49,500	19,300	28.1%	COPR	HORWITH	JTLX30172
07/21/09	08/11/09	005953609	78334	66,900	50,800	16,100	24.1%	COPR	HORWITH	JTLX30172
07/21/09	08/11/09	005953610	78335	27,560	50,660	(23,100)	-83.8%	COPR	HORWITH	JTLX30172
07/21/09	08/11/09	005953611	78336	27,560	49,940	(22,380)	-81.2%	COPR	HORWITH	JTLX30172
07/21/09	08/11/09	005953612	78337	8,780	51,260	(42,480)	-483.8%	COPR	HORWITH	JTLX166
07/22/09	08/11/09	005953613	78338	33,240	49,200	(15,960)	-48.0%	COPR	HORWITH	CITX300028
07/22/09	08/11/09	005953614	78339	65,880	50,060	15,820	24.0%	COPR	HORWITH	CITX300028
07/22/09	08/11/09	005953615	78340	67,700	50,500	17,200	25.4%	COPR	HORWITH	CITX300028
07/22/09	08/11/09	005953616	78341	15,300	49,620	(34,320)	-224.3%	COPR	HORWITH	JTLX30138
07/22/09	08/11/09	005953617	78342	29,900	48,840	(18,940)	-63.3%	COPR	HORWITH	CITX300028
07/22/09	08/11/09	005953618	78343	75,620	49,360	26,260	34.7%	COPR	HORWITH	JTLX30138
07/22/09	08/11/09	005953619	78344	67,740	49,000	18,740	27.7%	COPR	HORWITH	JTLX30138
07/22/09	08/11/09	005953620	78345	31,920	49,280	(17,360)	-54.4%	COPR	HORWITH	JTLX30138
07/22/09	08/11/09	005953621	78346	67,240	51,320	15,920	23.7%	COPR	HORWITH	CHUX248
07/22/09	08/11/09	005953622	78347	30,600	49,100	(18,500)	-60.5%	COPR	HORWITH	CHUX248
07/22/09	08/11/09	005953623	78348	68,240	51,620	16,620	24.4%	COPR	HORWITH	CHUX248
07/22/09	08/11/09	005953624	78349	30,580	48,300	(17,720)	-57.9%	COPR	HORWITH	CHUX248
07/22/09	08/11/09	005953625	78350	12,160	49,200	(37,040)	-304.6%	COPR	HORWITH	CHUX163
07/22/09	08/11/09	005953626	78351	76,420	50,500	25,920	33.9%	COPR	HORWITH	CHUX163
07/22/09	08/11/09	005953627	78352	68,240	49,660	18,580	27.2%	COPR	HORWITH	CHUX163
07/22/09	08/11/09	005953628	78353	36,540	50,620	(14,080)	-38.5%	COPR	HORWITH	CHUX163
07/22/09	08/11/09	005953629	78354	64,920	50,360	14,560	22.4%	COPR	HORWITH	JTLX166
07/22/09	08/11/09	005953630	78355	65,480	48,460	17,020	26.0%	COPR	HORWITH	JTLX166
07/22/09	08/11/09	005953631	78356	58,400	48,380	10,020	17.2%	COPR	HORWITH	CHUX321
07/22/09	08/11/09	005953632	78357	55,400	48,760	6,640	12.0%	COPR	HORWITH	JTLX166
07/22/09	08/11/09	005953633	78358	76,280	50,660	25,620	33.6%	COPR	HORWITH	CHUX321
07/22/09	08/11/09	005953634	78359	29,400	51,500	(22,100)	-75.2%	COPR	HORWITH	CHUX321
07/22/09	08/11/09	005953635	78360	29,380	49,240	(19,860)	-67.6%	COPR	HORWITH	CHUX321
07/22/09	08/11/09	005953636	78361	76,880	52,460	24,420	31.8%	COPR	HORWITH	CHUX167
07/22/09	08/11/09	005953637	78362	60,140	51,800	8,340	13.9%	COPR	HORWITH	CHUX167
07/22/09	08/11/09	005953638	78363	33,220	48,840	(15,620)	-47.0%	COPR	HORWITH	CHUX167
07/22/09	08/11/09	005953639	78364	66,660	51,880	14,780	22.2%	COPR	HORWITH	CHUX264
07/22/09	08/11/09	005953640	78365	65,300	49,620	15,680	24.0%	COPR	HORWITH	CHUX264
07/22/09	08/11/09	005953641	78366	26,700	49,060	(22,360)	-83.7%	COPR	HORWITH	CHUX264
07/22/09	08/11/09	005953642	78367	26,700	50,100	(23,400)	-87.6%	COPR	HORWITH	CHUX264
07/22/09	08/11/09	005953643	78368	33,220	50,440	(17,220)	-51.8%	COPR	HORWITH	CHUX167
07/22/09	08/11/09	005953644	78369	48,860	48,720	140	0.3%	COPR	HORWITH	JTLX30116
07/22/09	08/11/09	005953645	78370	68,120	52,180	15,940	23.4%	COPR	HORWITH	JTLX30116
07/22/09	08/11/09	005953646	78371	66,800	50,920	15,880	23.8%	COPR	HORWITH	JTLX30116
07/22/09	08/11/09	005953647	78372	16,960	49,840	(32,880)	-193.9%	COPR	HORWITH	JTLX30116
07/22/09	08/11/09	005953648	78373	49,520	50,260	(740)	-1.5%	COPR	HORWITH	CITX300153
07/22/09	08/11/09	005953649	78374	65,320	50,100	15,220	23.3%	COPR	HORWITH	CITX300153
07/22/09	08/11/09	005953650	78375	66,440	50,920	15,520	23.4%	COPR	HORWITH	CITX300153
07/22/09	08/11/09	005953651	78376	17,180	50,580	(33,400)	-194.4%	COPR	HORWITH	CITX300153
07/22/09	08/11/09	005953652	78377	76,760	52,720	24,040	31.3%	COPR	HORWITH	JTLX30157
07/22/09	08/11/09	005953653	78378	77,460	49,980	27,480	35.5%	COPR	HORWITH	JTLX30157
07/22/09	08/11/09	005953654	78379	28,780	51,580	(22,800)	-79.2%	COPR	HORWITH	JTLX30157
07/22/09	08/11/09	005953655	78380	17,400	51,480	(34,080)	-195.9%	COPR	HORWITH	JTLX30157
07/22/09	08/11/09	005953656	78381	39,220	50,840	(11,620)	-29.6%	COPR	HORWITH	CHUX187
07/22/09	08/11/09	005953657	78382	67,380	50,800	16,580	24.6%	COPR	HORWITH	CHUX187
07/22/09	08/11/09	005953658	78383	78,020	51,220	26,800	34.4%	COPR	HORWITH	CHUX187
07/22/09	08/11/09	005953659	78384	20,060	50,680	(30,620)	-152.6%	COPR	HORWITH	CHUX187
07/22/09	08/11/09	005953660	78385	34,840	49,120	(14,280)	-41.0%	COPR	HORWITH	CHUX151
07/22/09	08/11/09	005953661	78386	67,060	51,660	15,400	23.0%	COPR	HORWITH	CHUX151
07/22/09	08/11/09	005953662	78387	68,660	52,160	16,500	24.0%	COPR	HORWITH	CEFX35829
07/22/09	08/11/09	005953663	78388	66,040	52,420	13,620	20.6%	COPR	HORWITH	CHUX151
07/22/09	08/11/09	005953664	78389	29,580	51,120	(21,540)	-72.8%	COPR	HORWITH	CHUX151
07/22/09	08/11/09	005953665	78390	12,520	49,780	(37,260)	-297.6%	COPR	HORWITH	CEFX35829
07/22/09	08/11/09	005953666	78391	51,420	49,640	1,780	3.5%	COPR	HORWITH	CEFX35829
07/22/09	08/11/09	005953667	78392	67,140	51,660	15,480	23.1%	COPR	HORWITH	CEFX35829
07/22/09	08/11/09	005953668	78393	78,300	50,120	28,180	36.0%	COPR	HORWITH	JTLX274
07/23/09	08/11/09	005953669	78394	60,920	49,580	11,340	18.6%	COPR	HORWITH	JTLX267
07/23/09	08/11/09	005953670	78395	66,060	51,840	14,220	21.5%	COPR	HORWITH	JTLX267
07/23/09	08/11/09	005953671	78396	33,860	50,180	(16,320)	-48.2%	COPR	HORWITH	JTLX267
07/23/09	08/11/09	005953672	78397	33,880	49,040	(15,160)	-44.7%	COPR	HORWITH	JTLX267
07/23/09	08/11/09	005953673	78398	68,740	49,500	19,240	28.0%	COPR	HORWITH	CHUX169
07/23/09	08/11/09	005953674	78399	37,600	49,760	(12,160)	-32.3%	COPR	HORWITH	CHUX169
07/23/09	08/11/09	005953675	78400	65,240	52,300	12,940	19.8%	COPR	HORWITH	CHUX169

HONEYWELL SA-7 USE HAZARDOUS WASTE TRACKING (2006)										
Date Shipped	Date of Return Manifest	State Manifest	Man. Doc #	Facilty Manifest Weight (lbs)	Estimated Weight (lbs)	Manifest - Estimate (lbs)	Manifest - Estimate (%)	Material	Transporter	RAILCAR #
07/23/09	08/11/09	005953676	78401	27,900	51,640	(23,740)	-85.1%	COPR	HORWITH	CHUX169
07/23/09	08/11/09	005953677	78402	57,200	50,300	6,900	12.1%	COPR	HORWITH	CHUX331
07/23/09	08/11/09	005953678	78403	67,480	49,340	18,140	26.9%	COPR	HORWITH	CHUX331
07/23/09	08/11/09	005953679	78404	65,280	50,460	14,820	22.7%	COPR	HORWITH	CHUX331
07/23/09	08/11/09	005953680	78405	7,520	51,140	(43,620)	-580.1%	COPR	HORWITH	CHUX331
07/23/09	08/11/09	005953681	78406	23,760	48,320	(24,560)	-103.4%	COPR	HORWITH	CHUX241
07/23/09	08/11/09	005953682	78407	77,780	49,200	28,580	36.7%	COPR	HORWITH	CHUX241
07/23/09	08/11/09	005953683	78408	76,940	50,240	26,700	34.7%	COPR	HORWITH	CHUX241
07/23/09	08/11/09	005953684	78409	11,720	49,000	(37,280)	-318.1%	COPR	HORWITH	CHUX241
07/23/09	08/11/09	005953685	78410	7,880	48,760	(40,880)	-518.8%	COPR	HORWITH	CITX300155
07/23/09	08/11/09	005953686	78411	65,960	49,220	16,740	25.4%	COPR	HORWITH	CITX300155
07/23/09	08/11/09	005953687	78412	68,780	48,860	19,920	29.0%	COPR	HORWITH	CITX300155
07/23/09	08/11/09	005953688	78413	44,120	48,020	(3,900)	-8.8%	COPR	HORWITH	CITX300155
07/23/09	08/11/09	005953689	78414	67,260	48,880	18,380	27.3%	COPR	HORWITH	CEFX35815
07/23/09	08/11/09	005953690	78415	69,080	49,900	19,180	27.8%	COPR	HORWITH	CEFX35815
07/23/09	08/11/09	005953691	78416	28,860	49,900	(21,040)	-72.9%	COPR	HORWITH	CEFX35815
07/23/09	08/11/09	005953692	78417	28,880	49,440	(20,560)	-71.2%	COPR	HORWITH	CEFX35815
07/23/09	08/11/09	005953693	78418	43,060	51,840	(8,780)	-20.4%	COPR	HORWITH	CEFX35840
07/23/09	08/11/09	005953694	78419	77,520	51,180	26,340	34.0%	COPR	HORWITH	CEFX35840
07/23/09	08/11/09	005953695	78420	38,860	51,000	(12,140)	-31.2%	COPR	HORWITH	CEFX35840
07/23/09	08/11/09	005953696	78421	38,860	52,180	(13,320)	-34.3%	COPR	HORWITH	CEFX35840
07/23/09	08/11/09	005953697	78422	31,340	49,600	(18,260)	-58.3%	COPR	HORWITH	JTLX30123
07/23/09	08/11/09	005953698	78423	67,280	49,320	17,960	26.7%	COPR	HORWITH	JTLX30123
07/23/09	08/11/09	005953699	78424	68,780	48,320	20,460	29.7%	COPR	HORWITH	JTLX30123
07/23/09	08/11/09	005953700	78425	24,220	50,080	(25,860)	-106.8%	COPR	HORWITH	JTLX30123
07/23/09	08/11/09	005953701	78426	76,280	48,740	27,540	36.1%	COPR	HORWITH	CITX300100
07/23/09	08/11/09	005953702	78427	75,720	49,860	25,860	34.2%	COPR	HORWITH	CITX300100
07/23/09	08/11/09	005953703	78428	19,140	52,240	(33,100)	-172.9%	COPR	HORWITH	CITX300100
07/23/09	08/11/09	005953704	78429	28,660	49,880	(21,220)	-74.0%	COPR	HORWITH	NDYX320465
07/23/09	08/11/09	005953705	78430	68,880	49,040	19,840	28.8%	COPR	HORWITH	NDYX320465
07/23/09	08/11/09	005953706	78431	35,360	51,980	(16,620)	-47.0%	COPR	HORWITH	NDYX320465
07/23/09	08/11/09	005953707	78432	66,740	51,480	15,260	22.9%	COPR	HORWITH	NDYX320465
07/23/09	08/11/09	005953708	78433	27,460	51,000	(23,540)	-85.7%	COPR	HORWITH	CEFX35836
07/23/09	08/11/09	005953709	78434	66,060	48,000	18,060	27.3%	COPR	HORWITH	CEFX35836
07/23/09	08/11/09	005953710	78435	67,440	51,800	15,640	23.2%	COPR	HORWITH	CEFX35836
07/23/09	08/11/09	005953711	78436	38,140	50,940	(12,800)	-33.6%	COPR	HORWITH	CEFX35836
07/23/09	08/11/09	005953712	78437	26,980	51,160	(24,180)	-89.6%	COPR	HORWITH	CEFX35819
07/23/09	08/11/09	005953713	78438	67,800	50,640	17,160	25.3%	COPR	HORWITH	CEFX35819
07/23/09	08/11/09	005953714	78439	65,680	50,260	15,420	23.5%	COPR	HORWITH	CEFX35819
07/23/09	08/11/09	005953715	78440	41,180	51,240	(10,060)	-24.4%	COPR	HORWITH	CEFX35819
07/23/09	08/11/09	005953716	78441	17,580	51,040	(33,460)	-190.3%	COPR	HORWITH	CEFX35245
07/23/09	08/11/09	005953717	78442	66,100	50,560	15,540	23.5%	COPR	HORWITH	CEFX35245
07/23/09	08/11/09	005953718	78443	77,680	50,880	26,800	34.5%	COPR	HORWITH	CEFX35245
07/23/09	08/11/09	005953719	78444	38,740	49,820	(11,080)	-28.6%	COPR	HORWITH	CEFX35245
07/23/09	08/11/09	005953720	78445	35,260	50,280	(15,020)	-42.6%	COPR	HORWITH	CHUX254
07/23/09	08/11/09	005953721	78446	68,340	49,340	19,000	27.8%	COPR	HORWITH	CHUX254
07/23/09	08/11/09	005953722	78447	77,580	49,760	27,820	35.9%	COPR	HORWITH	CEFX35816
07/23/09	08/11/09	005953723	78448	22,500	52,180	(29,680)	-131.9%	COPR	HORWITH	CEFX35816
07/23/09	08/11/09	005953724	78449	65,440	50,760	14,680	22.4%	COPR	HORWITH	CHUX254
07/23/09	08/11/09	005953725	78450	31,600	50,980	(19,380)	-61.3%	COPR	HORWITH	CHUX254
07/23/09	08/11/09	005953726	78451	19,120	52,780	(33,660)	-176.0%	COPR	HORWITH	CITX300100
07/23/09	08/11/09	005953727	78452	77,320	52,240	25,080	32.4%	COPR	HORWITH	CEFX35816
07/23/09	08/11/09	005953728	78453	22,480	50,060	(27,580)	-122.7%	COPR	HORWITH	CEFX35816
07/23/09	08/11/09	005953729	78454	78,140	50,320	27,820	35.6%	COPR	HORWITH	JTLX274
07/23/09	08/11/09	005953730	78455	21,100	49,880	(28,780)	-136.4%	COPR	HORWITH	JTLX274
07/23/09	08/11/09	005953731	78456	38,260	49,940	(11,680)	-30.5%	COPR	HORWITH	CITX300146
07/23/09	08/11/09	005953732	78457	21,100	51,880	(30,780)	-145.9%	COPR	HORWITH	JTLX274
07/23/09	08/11/09	005953733	78458	67,640	50,680	16,960	25.1%	COPR	HORWITH	CHUX236
07/23/09	08/11/09	005953734	78459	67,320	50,360	16,960	25.2%	COPR	HORWITH	CITX300146
07/23/09	08/11/09	005953735	78460	65,780	48,360	17,420	26.5%	COPR	HORWITH	CITX300146
07/23/09	08/11/09	005953736	78461	24,220	49,020	(24,800)	-102.4%	COPR	HORWITH	CHUX236
07/23/09	08/11/09	005953737	78462	32,540	51,800	(19,260)	-59.2%	COPR	HORWITH	CITX300146
07/23/09	08/11/09	005953738	78463	66,920	49,400	17,520	26.2%	COPR	HORWITH	CHUX236
07/24/09	08/11/09	005953739	78464	69,420	49,900	19,520	28.1%	COPR	HORWITH	CITX300131
07/24/09	08/11/09	005953740	78465	68,500	48,120	20,380	29.8%	COPR	HORWITH	CITX300131
07/24/09	08/11/09	005953741	78466	25,000	48,880	(23,880)	-95.5%	COPR	HORWITH	CITX300131
07/24/09	08/11/09	005953742	78467	25,000	48,260	(23,260)	-93.0%	COPR	HORWITH	CITX300131
07/24/09	08/11/09	005953743	78468	68,920	50,080	18,840	27.3%	COPR	HORWITH	CITX300148
07/24/09	08/11/09	005953744	78469	67,240	51,120	16,120	24.0%	COPR	HORWITH	CITX300148
07/24/09	08/11/09	005953745	78470	32,860	50,760	(17,900)	-54.5%	COPR	HORWITH	CITX300148
07/24/09	08/11/09	005953746	78471	32,880	50,680	(17,800)	-54.1%	COPR	HORWITH	CITX300148
07/24/09	08/11/09	005953747	78472	46,880	51,020	(4,140)	-8.8%	COPR	HORWITH	CHUX259
07/24/09	08/11/09	005953748	78473	77,420	51,720	25,700	33.2%	COPR	HORWITH	CHUX259
07/24/09	08/11/09	005953749	78474	38,560	52,540	(13,980)	-36.3%	COPR	HORWITH	CHUX259

Honeywell

HONEYWELL SA-7 USE HAZARDOUS WASTE TRACKING (2006)										
Date Shipped	Date of Return Manifest	State Manifest	Man. Doc #	Facilty Manifest Weight (lbs)	Estimated Weight (lbs)	Manifest - Estimate (lbs)	Manifest - Estimate (%)	Material	Transporter	RAILCAR #
07/24/09	08/11/09	005953750	78475	38,580	48,480	(9,900)	-25.7%	COPR	HORWITH	CHUX259
07/24/09	08/11/09	005953751	78476	33,880	50,000	(16,120)	-47.6%	COPR	HORWITH	CHUX236
07/24/09	08/11/09	005953752	78477	34,760	48,940	(14,180)	-40.8%	COPR	HORWITH	CHUX301
07/24/09	08/11/09	005953753	78478	76,320	50,060	26,260	34.4%	COPR	HORWITH	CHUX301
07/24/09	08/11/09	005953754	78479	67,640	49,320	18,320	27.1%	COPR	HORWITH	CHUX301
07/24/09	08/11/09	005953755	78480	17,440	51,340	(33,900)	-194.4%	COPR	HORWITH	CHUX301
07/24/09	08/11/09	005953756	78481	55,280	51,280	4,000	7.2%	COPR	HORWITH	JTLX234
07/24/09	08/11/09	005953757	78482	76,680	49,660	27,020	35.2%	COPR	HORWITH	JTLX234
07/24/09	08/11/09	005953758	78483	33,680	49,880	(16,200)	-48.1%	COPR	HORWITH	JTLX234
07/24/09	08/11/09	005953759	78484	33,660	50,800	(17,140)	-50.9%	COPR	HORWITH	JTLX234
07/24/09	08/11/09	005953760	78485	76,340	51,800	24,540	32.1%	COPR	HORWITH	NDYX320437
07/24/09	08/11/09	005953761	78486	23,700	48,460	(24,760)	-104.5%	COPR	HORWITH	NDYX320437
07/24/09	08/11/09	005953762	78487	65,320	51,360	13,960	21.4%	COPR	HORWITH	NDYX320437
07/24/09	08/11/09	005953763	78488	32,100	49,960	(17,860)	-55.6%	COPR	HORWITH	NDYX320437
07/24/09	08/11/09	005953764	78489	27,020	49,060	(22,040)	-81.6%	COPR	HORWITH	CITX300130
07/24/09	08/11/09	005953765	78490	68,780	50,360	18,420	26.8%	COPR	HORWITH	CITX300130
07/24/09	08/11/09	005953766	78491	76,440	49,900	26,540	34.7%	COPR	HORWITH	CITX300130
07/24/09	08/11/09	005953767	78492	20,440	50,500	(30,060)	-147.1%	COPR	HORWITH	CITX300130
07/24/09	08/11/09	005953768	78493	57,060	48,180	8,880	15.6%	COPR	HORWITH	CEFX35246
07/24/09	08/11/09	005953769	78494	66,720	48,140	18,580	27.8%	COPR	HORWITH	CEFX35246
07/24/09	08/11/09	005953770	78495	32,780	50,780	(18,000)	-54.9%	COPR	HORWITH	CEFX35246
07/24/09	08/11/09	005953771	78496	32,800	48,740	(15,940)	-48.6%	COPR	HORWITH	CEFX35246
07/24/09	08/25/09	005953772	78497	65,540	49,920	15,620	23.8%	COPR	HORWITH	CHUX101
07/24/09	08/25/09	005953773	78498	67,260	48,480	18,780	27.9%	COPR	HORWITH	CHUX101
07/24/09	08/11/09	005953774	78499	24,960	50,680	(25,720)	-103.0%	COPR	HORWITH	CHUX199
07/24/09	08/11/09	005953775	78500	67,040	50,180	16,860	25.1%	COPR	HORWITH	CHUX199
07/24/09	08/11/09	005953776	78501	66,520	50,240	16,280	24.5%	COPR	HORWITH	CHUX199
07/24/09	08/11/09	005953777	78502	40,520	50,040	(9,520)	-23.5%	COPR	HORWITH	CHUX199
07/24/09	08/11/09	005953778	78503	39,580	48,580	(9,000)	-22.7%	COPR	HORWITH	CHUX257
07/24/09	08/11/09	005953779	78504	76,060	48,940	27,120	35.7%	COPR	HORWITH	CHUX257
07/24/09	08/11/09	005953780	78505	67,560	48,040	19,520	28.9%	COPR	HORWITH	CHUX257
07/24/09	08/11/09	005953781	78506	8,480	50,120	(41,640)	-491.0%	COPR	HORWITH	CHUX257
07/24/09	08/11/09	005953782	78507	67,980	49,700	18,280	26.9%	COPR	HORWITH	CEFX35809
07/24/09	08/11/09	005953783	78508	76,320	50,560	25,760	33.8%	COPR	HORWITH	CEFX35809
07/24/09	08/11/09	005953784	78509	25,340	50,820	(25,480)	-100.6%	COPR	HORWITH	CEFX35809
07/24/09	08/11/09	005953785	78510	25,360	52,460	(27,100)	-106.9%	COPR	HORWITH	CEFX35809
07/24/09	08/11/09	005953786	78511	66,640	50,680	15,960	23.9%	COPR	HORWITH	JTLX30135
07/24/09	08/11/09	005953787	78512	66,140	51,420	14,720	22.3%	COPR	HORWITH	JTLX30135
07/24/09	08/11/09	005953788	78513	34,380	51,280	(16,900)	-49.2%	COPR	HORWITH	JTLX30135
07/24/09	08/11/09	005953789	78514	34,360	51,260	(16,900)	-49.2%	COPR	HORWITH	JTLX30135
07/24/09	08/25/09	005953790	78515	34,120	52,020	(17,900)	-52.5%	COPR	HORWITH	CHUX101
07/24/09	08/11/09	005953791	78516	65,540	50,360	15,180	23.2%	COPR	HORWITH	CHUX312
07/24/09	08/11/09	005953792	78517	67,320	51,160	16,160	24.0%	COPR	HORWITH	CHUX312
07/24/09	08/11/09	005953793	78518	38,020	50,980	(12,960)	-34.1%	COPR	HORWITH	CHUX312
07/24/09	08/11/09	005953794	78519	38,040	50,700	(12,660)	-33.3%	COPR	HORWITH	CHUX312
07/24/09	08/25/09	005953795	78520	34,120	50,920	(16,800)	-49.2%	COPR	HORWITH	CHUX101
07/24/09	08/11/09	005953796	78521	46,760	50,220	(3,460)	-7.4%	COPR	HORWITH	JTLX185
07/24/09	08/11/09	005953797	78522	77,320	49,900	27,420	35.5%	COPR	HORWITH	JTLX185
07/24/09	08/11/09	005953798	78523	68,980	50,800	18,180	26.4%	COPR	HORWITH	JTLX185
07/24/09	08/11/09	005953799	78524	7,720	52,100	(44,380)	-574.9%	COPR	HORWITH	JTLX185
07/24/09	08/11/09	005953800	78525	76,260	50,620	25,640	33.6%	COPR	HORWITH	CHUX260
07/24/09	08/11/09	005953801	78526	9,140	51,500	(42,360)	-463.5%	COPR	HORWITH	CHUX260
07/24/09	08/11/09	005953802	78527	35,620	50,200	(14,580)	-40.9%	COPR	HORWITH	CHUX260
07/24/09	08/11/09	005953803	78528	67,920	50,360	17,560	25.9%	COPR	HORWITH	CHUX260
07/24/09	08/11/09	005953804	78529	56,780	50,700	6,080	10.7%	COPR	HORWITH	CHUX276
07/24/09	08/11/09	005953805	78530	65,940	50,740	15,200	23.1%	COPR	HORWITH	CHUX276
07/24/09	08/11/09	005953806	78531	67,120	50,760	16,360	24.4%	COPR	HORWITH	CHUX276
07/24/09	08/11/09	005953807	78532	9,160	50,000	(40,840)	-445.9%	COPR	HORWITH	CHUX276
07/24/09	08/11/09	005953808	78533	37,680	49,300	(11,620)	-30.8%	COPR	HORWITH	CHUX208
07/27/09	08/11/09	005953809	78534	27,880	50,200	(22,320)	-80.1%	COPR	HORWITH	CHUX328
07/27/09	08/11/09	005953810	78535	68,880	49,560	19,320	28.0%	COPR	HORWITH	CHUX328
07/27/09	08/11/09	005953811	78536	24,800	49,460	(24,660)	-99.4%	COPR	HORWITH	JTLX271
07/27/09	08/11/09	005953812	78537	69,280	50,680	18,600	26.8%	COPR	HORWITH	CHUX328
07/27/09	08/11/09	005953813	78538	29,540	49,880	(20,340)	-68.9%	COPR	HORWITH	CHUX328
07/27/09	08/11/09	005953814	78539	68,820	48,100	20,720	30.1%	COPR	HORWITH	JTLX271
07/27/09	08/11/09	005953815	78540	77,040	49,860	27,180	35.3%	COPR	HORWITH	JTLX271
07/27/09	08/11/09	005953816	78541	24,780	48,860	(24,080)	-97.2%	COPR	HORWITH	JTLX271
07/27/09	08/11/09	005953817	78542	58,860	51,580	7,280	12.4%	COPR	HORWITH	JTLX80
07/27/09	08/11/09	005953818	78543	66,440	49,320	17,120	25.8%	COPR	HORWITH	JTLX80
07/27/09	08/11/09	005953819	78544	32,680	49,380	(16,700)	-51.1%	COPR	HORWITH	JTLX80
07/27/09	08/11/09	005953820	78545	32,680	49,800	(17,120)	-52.4%	COPR	HORWITH	JTLX80
07/27/09	08/11/09	005953821	78546	43,100	50,900	(7,800)	-18.1%	COPR	HORWITH	JTLX250
07/27/09	08/11/09	005953822	78547	77,480	50,440	27,040	34.9%	COPR	HORWITH	JTLX250
07/27/09	08/11/09	005953823	78548	68,560	49,940	18,620	27.2%	COPR	HORWITH	JTLX250

HONEYWELL SA-7 USE HAZARDOUS WASTE TRACKING (2006)										
Date Shipped	Date of Return Manifest	State Manifest	Man. Doc #	Facilty Manifest Weight (lbs)	Estimated Weight (lbs)	Manifest - Estimate (lbs)	Manifest - Estimate (%)	Material	Transporter	RAILCAR #
07/27/09	08/11/09	005953824	78549	10,380	51,660	(41,280)	-397.7%	COPR	HORWITH	JTLX250
07/27/09	08/11/09	005953825	78550	64,280	49,000	15,280	23.8%	COPR	HORWITH	CHUX120
07/27/09	08/11/09	005953826	78551	39,500	48,740	(9,240)	-23.4%	COPR	HORWITH	CHUX120
07/27/09	08/11/09	005953827	78552	29,620	50,820	(21,200)	-71.6%	COPR	HORWITH	CHUX120
07/27/09	08/11/09	005953828	78553	65,560	49,560	16,000	24.4%	COPR	HORWITH	CHUX120
07/27/09	08/11/09	005953829	78554	67,980	49,260	18,720	27.5%	COPR	HORWITH	CHUX197
07/27/09	08/11/09	005953830	78555	15,280	50,320	(35,040)	-229.3%	COPR	HORWITH	CHUX197
07/27/09	08/11/09	005953831	78556	76,380	50,880	25,500	33.4%	COPR	HORWITH	CHUX197
07/27/09	08/11/09	005953832	78557	36,460	49,420	(12,960)	-35.5%	COPR	HORWITH	CHUX197
07/27/09	08/11/09	005953833	78558	57,440	48,180	9,260	16.1%	COPR	HORWITH	CITX300101
07/27/09	08/11/09	005953834	78559	65,640	52,420	13,220	20.1%	COPR	HORWITH	JTLX263
07/27/09	08/11/09	005953835	78560	67,200	49,680	17,520	26.1%	COPR	HORWITH	JTLX263
07/27/09	08/11/09	005953836	78561	75,780	52,220	23,560	31.1%	COPR	HORWITH	CITX300101
07/27/09	08/11/09	005953837	78562	30,580	49,160	(18,580)	-60.8%	COPR	HORWITH	JTLX263
07/27/09	08/11/09	005953838	78563	30,580	50,520	(19,940)	-65.2%	COPR	HORWITH	JTLX263
07/27/09	08/11/09	005953839	78564	33,360	48,280	(14,920)	-44.7%	COPR	HORWITH	CITX300101
07/27/09	08/11/09	005953840	78565	33,380	50,740	(17,360)	-52.0%	COPR	HORWITH	CITX300101
07/27/09	08/25/09	005953841	78566	57,420	49,360	8,060	14.0%	COPR	HORWITH	CHUX184
07/27/09	08/25/09	005953842	78567	66,320	50,900	15,420	23.3%	COPR	HORWITH	CHUX184
07/27/09	08/25/09	005953843	78568	33,960	48,700	(14,740)	-43.4%	COPR	HORWITH	CHUX184
07/27/09	08/25/09	005953847	78569	33,980	51,040	(17,060)	-50.2%	COPR	HORWITH	CHUX184
07/27/09	08/25/09	005953848	78570	58,800	50,100	8,700	14.8%	COPR	HORWITH	JTLX30162
07/27/09	08/25/09	005953849	78571	67,500	50,120	17,380	25.7%	COPR	HORWITH	JTLX30162
07/27/09	08/25/09	005953850	78572	45,200	51,360	(6,160)	-13.6%	COPR	HORWITH	JTLX30162
07/27/09	08/11/09	005953851	78573	55,000	51,340	3,660	6.7%	COPR	HORWITH	CHUX208
07/27/09	08/25/09	005953852	78574	25,980	48,580	(22,600)	-87.0%	COPR	HORWITH	JTLX30162
07/27/09	08/11/09	005953853	78575	75,820	49,900	25,920	34.2%	COPR	HORWITH	CHUX208
07/27/09	08/11/09	005953854	78576	64,400	51,060	13,340	20.7%	COPR	HORWITH	CHUX208
07/27/09	08/11/09	005953855	78577	7,260	51,380	(44,120)	-607.7%	COPR	HORWITH	CHUX303
07/27/09	08/11/09	005953856	78578	76,760	52,100	24,660	32.1%	COPR	HORWITH	CHUX303
07/27/09	08/11/09	005953857	78579	68,200	51,600	16,600	24.3%	COPR	HORWITH	CHUX303
07/27/09	08/11/09	005953858	78580	21,380	52,100	(30,720)	-143.7%	COPR	HORWITH	CHUX303
07/27/09	08/25/09	005953859	78581	51,340	52,080	(740)	-1.4%	COPR	HORWITH	JTLX118
07/27/09	08/25/09	005953860	78582	67,280	50,160	17,120	25.4%	COPR	HORWITH	JTLX118
07/27/09	08/25/09	005953861	78583	38,180	51,820	(13,640)	-35.7%	COPR	HORWITH	JTLX118
07/28/09	08/11/09	005953862	78584	49,620	50,260	(640)	-1.3%	COPR	HORWITH	CHUX128
07/28/09	08/11/09	005953863	78585	77,180	51,080	26,100	33.8%	COPR	HORWITH	CHUX128
07/28/09	08/11/09	005953864	78586	68,860	51,620	17,240	25.0%	COPR	HORWITH	CHUX128
07/28/09	08/11/09	005953865	78587	6,220	50,680	(44,460)	-714.8%	COPR	HORWITH	CHUX128
07/28/09	08/11/09	005953866	78588	68,820	51,480	17,340	25.2%	COPR	HORWITH	CHUX157
07/28/09	08/11/09	005953867	78589	78,420	50,680	27,740	35.4%	COPR	HORWITH	CHUX157
07/28/09	08/11/09	005953868	78590	26,060	49,620	(23,560)	-90.4%	COPR	HORWITH	CHUX157
07/28/09	08/11/09	005953869	78591	26,060	49,940	(23,880)	-91.6%	COPR	HORWITH	CHUX157
07/28/09	08/11/09	005953870	78592	62,920	48,600	14,320	22.8%	COPR	HORWITH	CITX300147
07/28/09	08/11/09	005953871	78593	66,960	49,160	17,800	26.6%	COPR	HORWITH	CITX300147
07/28/09	08/11/09	005953872	78594	32,660	50,140	(17,480)	-53.5%	COPR	HORWITH	CITX300147
07/28/09	08/11/09	005953873	78595	32,680	49,140	(16,460)	-50.4%	COPR	HORWITH	CITX300147
07/28/09	08/25/09	005953874	78596	50,440	49,620	820	1.6%	COPR	HORWITH	CHUX185
07/28/09	08/25/09	005953875	78597	68,560	50,300	18,260	26.6%	COPR	HORWITH	CHUX185
07/28/09	08/25/09	005953876	78598	68,500	50,520	17,980	26.2%	COPR	HORWITH	CHUX185
07/28/09	08/25/09	005953877	78599	10,940	50,380	(39,440)	-360.5%	COPR	HORWITH	CHUX185
07/28/09	08/25/09	005953878	78600	36,940	50,320	(13,380)	-36.2%	COPR	HORWITH	JTLX275
07/28/09	08/25/09	005953879	78601	65,880	49,580	16,300	24.7%	COPR	HORWITH	JTLX275
07/28/09	08/25/09	005953880	78602	69,340	49,020	20,320	29.3%	COPR	HORWITH	JTLX275
07/28/09	08/25/09	005953881	78603	31,400	51,440	(20,040)	-63.8%	COPR	HORWITH	JTLX275
07/28/09	08/11/09	005953882	78604	25,680	50,360	(24,680)	-96.1%	COPR	HORWITH	CITX300150
07/28/09	08/11/09	005953883	78605	69,220	50,620	18,600	26.9%	COPR	HORWITH	CITX300150
07/28/09	08/11/09	005953884	78606	69,580	50,040	19,540	28.1%	COPR	HORWITH	CITX300150
07/28/09	08/11/09	005953885	78607	30,240	50,920	(20,680)	-68.4%	COPR	HORWITH	CITX300150
07/28/09	08/25/09	005953886	78608	75,800	50,520	25,280	33.4%	COPR	HORWITH	CHUX172
07/28/09	08/25/09	005953887	78609	26,900	50,640	(23,740)	-88.3%	COPR	HORWITH	CHUX172
07/28/09	08/25/09	005953888	78610	76,100	50,500	25,600	33.6%	COPR	HORWITH	CHUX172
07/28/09	08/25/09	005953889	78611	26,880	50,500	(23,620)	-87.9%	COPR	HORWITH	CHUX172
07/28/09	08/25/09	005953890	78612	38,200	49,860	(11,660)	-30.5%	COPR	HORWITH	JTLX118
07/28/09	08/25/09	005953891	78613	34,380	50,140	(15,760)	-45.8%	COPR	HORWITH	CHUX316
07/28/09	08/25/09	005953892	78614	76,320	51,940	24,380	31.9%	COPR	HORWITH	CHUX316
07/28/09	08/25/09	005953893	78615	68,660	51,260	17,400	25.3%	COPR	HORWITH	CHUX316
07/28/09	08/25/09	005953894	78616	17,100	48,640	(31,540)	-184.4%	COPR	HORWITH	CHUX316
07/28/09	08/25/09	005953895	78617	18,260	51,540	(33,280)	-182.3%	COPR	HORWITH	CHUX217
07/28/09	08/25/09	005953896	78618	68,140	48,020	20,120	29.5%	COPR	HORWITH	CHUX217
07/28/09	08/25/09	005953897	78619	65,040	48,620	16,420	25.2%	COPR	HORWITH	CHUX217
07/28/09	08/25/09	005953898	78620	42,020	51,020	(9,000)	-21.4%	COPR	HORWITH	CHUX217
07/28/09	08/25/09	005953899	78621	62,300	50,000	12,300	19.7%	COPR	HORWITH	CHUX327
07/28/09	08/25/09	005953900	78622	76,180	52,760	23,420	30.7%	COPR	HORWITH	CHUX327

Honeywell

HONEYWELL SA-7 USE HAZARDOUS WASTE TRACKING (2006)										
Date Shipped	Date of Return Manifest	State Manifest	Man. Doc #	Facilty Manifest Weight (lbs)	Estimated Weight (lbs)	Manifest - Estimate (lbs)	Manifest - Estimate (%)	Material	Transporter	RAILCAR #
07/28/09	08/25/09	005953901	78623	28,920	50,020	(21,100)	-73.0%	COPR	HORWITH	CHUX327
07/28/09	08/25/09	005953902	78624	28,900	51,340	(22,440)	-77.6%	COPR	HORWITH	CHUX327
07/28/09	08/25/09	005953903	78625	50,680	50,200	480	0.9%	COPR	HORWITH	CHUX158
07/28/09	08/25/09	005953904	78626	65,900	49,960	15,940	24.2%	COPR	HORWITH	CHUX158
07/28/09	08/25/09	005953905	78627	67,540	51,080	16,460	24.4%	COPR	HORWITH	CHUX158
07/28/09	08/25/09	005953906	78628	14,620	50,300	(35,680)	-244.0%	COPR	HORWITH	CHUX158
07/28/09	08/25/09	005953907	78629	39,880	49,440	(9,560)	-24.0%	COPR	HORWITH	JTLX30104
07/28/09	08/25/09	005953908	78630	68,880	50,760	18,120	26.3%	COPR	HORWITH	JTLX30104
07/28/09	08/25/09	005953909	78631	68,880	50,680	18,200	26.4%	COPR	HORWITH	JTLX30104
07/28/09	08/25/09	005953910	78632	17,800	48,560	(30,760)	-172.8%	COPR	HORWITH	JTLX30104
07/28/09	08/25/09	005953911	78633	60,920	52,020	8,900	14.6%	COPR	HORWITH	CHUX311
07/28/09	08/25/09	005953912	78634	67,120	50,480	16,640	24.8%	COPR	HORWITH	CHUX311
07/28/09	08/25/09	005953913	78635	68,200	49,540	18,660	27.4%	COPR	HORWITH	CHUX311
07/28/09	08/25/09	005953914	78636	3,980	52,520	(48,540)	-1219.6%	COPR	HORWITH	CHUX311
07/28/09	08/25/09	005953915	78637	53,380	48,940	4,440	8.3%	COPR	HORWITH	DJLX98548
07/28/09	08/25/09	005953916	78638	75,820	51,960	23,860	31.5%	COPR	HORWITH	DJLX98548
07/28/09	08/25/09	005953917	78639	64,680	51,080	13,600	21.0%	COPR	HORWITH	DJLX98548
07/29/09	08/25/09	005953918	78640	6,020	49,720	(43,700)	-725.9%	COPR	HORWITH	DJLX98548
07/29/09	08/25/09	005953919	78641	28,000	49,780	(21,780)	-77.8%	COPR	HORWITH	CHUX309
07/29/09	08/25/09	005953920	78642	64,800	49,980	14,820	22.9%	COPR	HORWITH	CHUX309
07/29/09	08/25/09	005953921	78643	66,440	49,380	17,060	25.7%	COPR	HORWITH	CHUX309
07/29/09	08/25/09	005953922	78644	76,320	48,060	28,260	37.0%	COPR	HORWITH	CHUX250
07/29/09	08/25/09	005953923	78645	32,940	48,120	(15,180)	-46.1%	COPR	HORWITH	CHUX309
07/29/09	08/25/09	005953924	78646	76,000	49,740	26,260	34.6%	COPR	HORWITH	CHUX250
07/29/09	08/25/09	005953925	78647	23,840	49,800	(25,960)	-108.9%	COPR	HORWITH	CHUX250
07/29/09	08/25/09	005953926	78648	23,860	51,400	(27,540)	-115.4%	COPR	HORWITH	CHUX250
07/29/09	08/25/09	005953927	78649	43,660	51,660	(8,000)	-18.3%	COPR	HORWITH	CHUX332
07/29/09	08/25/09	005953928	78650	76,460	51,980	24,480	32.0%	COPR	HORWITH	CHUX332
07/29/09	08/25/09	005953929	78651	68,480	50,380	18,100	26.4%	COPR	HORWITH	CHUX332
07/29/09	08/25/09	005953930	78652	13,060	50,060	(37,000)	-283.3%	COPR	HORWITH	CHUX332
07/29/09	08/25/09	005953931	78653	46,680	50,660	(3,980)	-8.5%	COPR	HORWITH	CHUX242
07/29/09	08/25/09	005953932	78654	68,840	49,380	19,460	28.3%	COPR	HORWITH	CHUX242
07/29/09	08/25/09	005953933	78655	68,320	50,820	17,500	25.6%	COPR	HORWITH	CHUX242
07/29/09	08/25/09	005953934	78656	14,480	50,340	(35,860)	-247.7%	COPR	HORWITH	CHUX242
07/29/09	08/25/09	005953935	78657	23,580	50,580	(27,000)	-114.5%	COPR	HORWITH	CEFX35822
07/29/09	08/25/09	005953936	78658	76,780	50,220	26,560	34.6%	COPR	HORWITH	CEFX35822
07/29/09	08/25/09	005953937	78659	76,220	49,880	26,340	34.6%	COPR	HORWITH	CEFX35822
07/29/09	08/25/09	005953938	78660	21,960	50,320	(28,360)	-129.1%	COPR	HORWITH	CEFX35822
07/29/09	08/25/09	005953939	78661	13,700	50,320	(36,620)	-267.3%	COPR	HORWITH	CHUX125
07/29/09	08/25/09	005953940	78662	76,040	50,980	25,060	33.0%	COPR	HORWITH	CHUX125
07/29/09	08/25/09	005953941	78663	65,120	49,800	15,320	23.5%	COPR	HORWITH	CHUX125
07/29/09	08/25/09	005953942	78664	43,780	49,480	(5,700)	-13.0%	COPR	HORWITH	CHUX125
07/29/09	08/25/09	005953943	78665	58,540	50,320	8,220	14.0%	COPR	HORWITH	CEFX35834
07/29/09	08/25/09	005953944	78666	76,580	48,540	28,040	36.6%	COPR	HORWITH	CEFX35834
07/29/09	08/25/09	005953945	78667	31,180	50,000	(18,820)	-60.4%	COPR	HORWITH	CEFX35834
07/29/09	08/25/09	005953946	78668	31,200	51,900	(20,700)	-66.3%	COPR	HORWITH	CEFX35834
07/29/09	08/25/09	005953947	78669	76,060	49,720	26,340	34.6%	COPR	HORWITH	CHUX269
07/29/09	08/25/09	005953948	78670	64,420	50,600	13,820	21.5%	COPR	HORWITH	CHUX269
07/29/09	08/25/09	005953949	78671	27,060	48,780	(21,720)	-80.3%	COPR	HORWITH	CHUX269
07/29/09	08/25/09	005953950	78672	55,700	49,280	6,420	11.5%	COPR	HORWITH	CHUX275
07/29/09	08/25/09	005953951	78673	27,060	49,700	(22,640)	-83.7%	COPR	HORWITH	CHUX269
07/29/09	08/25/09	005953952	78674	65,600	51,040	14,560	22.2%	COPR	HORWITH	CHUX275
07/29/09	08/25/09	005953953	78675	68,120	51,760	16,360	24.0%	COPR	HORWITH	CHUX275
07/29/09	08/25/09	005953954	78676	8,740	50,380	(41,640)	-476.4%	COPR	HORWITH	CHUX275
07/29/09	08/25/09	005953955	78677	11,800	50,180	(38,380)	-325.3%	COPR	HORWITH	CHUX201
07/29/09	08/25/09	005953956	78678	77,200	49,380	27,820	36.0%	COPR	HORWITH	CHUX201
07/29/09	08/25/09	005953957	78679	67,060	48,040	19,020	28.4%	COPR	HORWITH	CHUX201
07/29/09	08/25/09	005953958	78680	36,820	48,080	(11,260)	-30.6%	COPR	HORWITH	CHUX201
07/29/09	08/25/09	005953959	78681	37,880	48,600	(10,720)	-28.3%	COPR	HORWITH	CHUX110
07/29/09	08/25/09	005953960	78682	65,540	49,320	16,220	24.7%	COPR	HORWITH	CHUX110
07/29/09	08/25/09	005953961	78683	67,540	49,920	17,620	26.1%	COPR	HORWITH	CHUX110
07/29/09	08/25/09	005953962	78684	22,880	48,880	(26,000)	-113.6%	COPR	HORWITH	CHUX110
07/29/09	08/25/09	005953963	78685	19,700	50,840	(31,140)	-158.1%	COPR	HORWITH	CHUX183
07/29/09	08/25/09	005953964	78686	76,420	51,740	24,680	32.3%	COPR	HORWITH	CHUX183
07/29/09	08/25/09	005953965	78687	76,540	51,780	24,760	32.3%	COPR	HORWITH	CHUX183
07/29/09	08/25/09	005953966	78688	30,980	51,160	(20,180)	-65.1%	COPR	HORWITH	CHUX183
07/29/09	08/25/09	005953967	78689	12,700	49,100	(36,400)	-286.6%	COPR	HORWITH	JTLX30150
07/29/09	08/25/09	005953968	78690	67,120	49,240	17,880	26.6%	COPR	HORWITH	JTLX30150
07/29/09	08/25/09	005953969	78691	66,280	48,000	18,280	27.6%	COPR	HORWITH	JTLX30150
07/29/09	08/25/09	005953970	78692	45,980	49,020	(3,040)	-6.6%	COPR	HORWITH	JTLX30150
07/29/09	08/25/09	005953971	78693	36,240	49,460	(13,220)	-36.5%	COPR	HORWITH	CHUX127
07/31/09	08/25/09	005953972	78694	48,700	48,020	680	1.4%	COPR	HORWITH	CHUX179
07/31/09	08/25/09	005953973	78695	68240	50,480	17,760	26.0%	COPR	HORWITH	CHUX179
07/31/09	08/25/09	005953974	78696	32140	50,200	(18,060)	-56.2%	COPR	HORWITH	CEFX35236

HONEYWELL SA-7 USE HAZARDOUS WASTE TRACKING (2006)										
Date Shipped	**Date of Return Manifest**	**State Manifest**	**Man. Doc #**	**Facilty Manifest Weight (lbs)**	**Estimated Weight (lbs)**	**Manifest - Estimate (lbs)**	**Manifest - Estimate (%)**	**Material**	**Transporter**	**RAILCAR #**
07/31/09	08/25/09	005953975	78697	37920	48,180	(10,260)	-27.1%	COPR	HORWITH	CHUX179
07/31/09	08/25/09	005953976	78698	37,940	48,960	(11,020)	-29.0%	COPR	HORWITH	CHUX179
07/31/09	08/25/09	005953977	78699	62,480	48,260	14,220	22.8%	COPR	HORWITH	CEFX35236
07/31/09	08/25/09	005953978	78700	66,940	49,140	17,800	26.6%	COPR	HORWITH	CEFX35236
07/31/09	08/25/09	005953979	78701	32,140	49,440	(17,300)	-53.8%	COPR	HORWITH	CEFX35236
07/31/09	08/25/09	005953980	78702	52,160	49,660	2,500	4.8%	COPR	HORWITH	CHUX233
07/31/09	08/25/09	005953981	78703	68,120	50,060	18,060	26.5%	COPR	HORWITH	CHUX233
07/31/09	08/25/09	005953982	78704	67,280	50,360	16,920	25.1%	COPR	HORWITH	CHUX233
07/31/09	08/25/09	005953983	78705	10,720	50,560	(39,840)	-371.6%	COPR	HORWITH	CHUX233
07/31/09	08/25/09	005953984	78706	50,720	51,920	(1,200)	-2.4%	COPR	HORWITH	JTLX30118
07/31/09	08/25/09	005953985	78707	67,700	50,680	17,020	25.1%	COPR	HORWITH	JTLX30118
07/31/09	08/25/09	005953986	78708	64,520	50,000	14,520	22.5%	COPR	HORWITH	JTLX30118
07/31/09	08/25/09	005953987	78709	13,860	49,500	(35,640)	-257.1%	COPR	HORWITH	JTLX30118
07/31/09	08/25/09	005953988	78710	23,720	50,100	(26,380)	-111.2%	COPR	HORWITH	CHUX174
07/31/09	08/25/09	005953989	78711	67,040	49,120	17,920	26.7%	COPR	HORWITH	CHUX174
07/31/09	08/25/09	005953990	78712	76,060	48,720	27,340	35.9%	COPR	HORWITH	CHUX174
07/31/09	08/25/09	005953991	78713	24,980	48,980	(24,000)	-96.1%	COPR	HORWITH	CHUX174
07/31/09	08/25/09	005953992	78714	12,240	49,180	(36,940)	-301.8%	COPR	HORWITH	CEFX35833
07/31/09	08/25/09	005953993	78715	68,840	48,740	20,100	29.2%	COPR	HORWITH	CEFX35833
07/31/09	08/25/09	005953994	78716	68,920	49,080	19,840	28.8%	COPR	HORWITH	CEFX35833
07/31/09	08/25/09	005953995	78717	42,180	49,640	(7,460)	-17.7%	COPR	HORWITH	CEFX35833
07/31/09	08/25/09	005953996	78718	52,720	48,960	3,760	7.1%	COPR	HORWITH	JTLX30125
07/31/09	08/25/09	005953997	78719	67,700	50,180	17,520	25.9%	COPR	HORWITH	JTLX30125
07/31/09	08/25/09	005953998	78720	65,780	50,520	15,260	23.2%	COPR	HORWITH	JTLX30125
07/31/09	08/25/09	005953999	78721	8,920	50,400	(41,480)	-465.0%	COPR	HORWITH	JTLX30125
07/31/09	08/25/09	005954000	78722	64,940	49,660	15,280	23.5%	COPR	HORWITH	CHUX127
07/31/09	08/25/09	005898001	78723	68,940	50,680	18,260	26.5%	COPR	HORWITH	CHUX127
07/31/09	08/25/09	005898002	78724	23,680	50,600	(26,920)	-113.7%	COPR	HORWITH	CHUX127
07/31/09	08/25/09	005898003	78725	26,060	51,480	(25,420)	-97.5%	COPR	HORWITH	CHUX227
07/31/09	08/25/09	005898004	78726	75,880	51,380	24,500	32.3%	COPR	HORWITH	CHUX227
07/31/09	08/25/09	005898005	78727	67,880	49,620	18,260	26.9%	COPR	HORWITH	CHUX227
07/31/09	08/25/09	005898006	78728	28,460	50,160	(21,700)	-76.2%	COPR	HORWITH	CHUX227
07/31/09	08/25/09	005898007	78729	9,580	48,660	(39,080)	-407.9%	COPR	HORWITH	CHUX155
07/31/09	08/25/09	005898008	78730	65,420	50,440	14,980	22.9%	COPR	HORWITH	CHUX155
07/31/09	08/25/09	005898009	78731	67,540	49,140	18,400	27.2%	COPR	HORWITH	CHUX155
07/31/09	08/25/09	005898010	78732	50,580	49,120	1,460	2.9%	COPR	HORWITH	CHUX155
07/31/09	08/25/09	005898011	78733	53,120	51,020	2,100	4.0%	COPR	HORWITH	CITX300113

02/26/88	**SITE TONS (Month)**	**JUL SUB-TOTAL:**	63,267,900	64,399,900	(1,132,000)	-1.79%
01/07/03	**TONS (Site)**	**CUMULATIVE TOTAL:**	434,167,080	440,498,500	(6,331,420)	-1.46%
05/07/94	**TONS (Facility)**	**CUMULATIVE TOTAL:**	434,167,080	440,498,500	(6,331,420)	-1.46%

08/03/09	08/25/09	005898012	78734	65,800	49,180	16,620	25.3%	COPR	HORWITH	CHUX207
08/03/09	08/25/09	005898013	78735	68,780	51,620	17,160	24.9%	COPR	HORWITH	CHUX207
08/03/09	08/25/09	005898014	78736	29,400	48,360	(18,960)	-64.5%	COPR	HORWITH	CHUX207
08/03/09	08/25/09	005898015	78737	29,420	50,020	(20,600)	-70.0%	COPR	HORWITH	CHUX207
08/03/09	08/25/09	005898016	78738	20,680	49,600	(28,920)	-139.8%	COPR	HORWITH	CITX300020
08/03/09	08/25/09	005898017	78739	76,500	50,540	25,960	33.9%	COPR	HORWITH	CITX300020
08/03/09	08/25/09	005898018	78740	68,280	50,460	17,820	26.1%	COPR	HORWITH	CITX300020
08/03/09	08/25/09	005898019	78741	34,700	52,080	(17,380)	-50.1%	COPR	HORWITH	CITX300020
08/03/09	08/25/09	005898020	78742	23,480	48,540	(25,060)	-106.7%	COPR	HORWITH	CEFX35830
08/03/09	08/25/09	005898021	78743	66,560	50,880	15,680	23.6%	COPR	HORWITH	CEFX35830
08/03/09	08/25/09	005898022	78744	64,520	50,380	14,140	21.9%	COPR	HORWITH	CEFX35830
08/03/09	08/25/09	005898023	78745	43,940	51,760	(7,820)	-17.8%	COPR	HORWITH	CEFX35830
08/03/09	08/25/09	005898024	78746	68,120	50,920	17,200	25.2%	COPR	HORWITH	CHUX298
08/03/09	08/25/09	005898025	78747	75,880	49,480	26,400	34.8%	COPR	HORWITH	CHUX298
08/03/09	08/25/09	005898026	78748	26,120	52,200	(26,080)	-99.8%	COPR	HORWITH	CHUX298
08/03/09	08/25/09	005898027	78749	26,120	49,560	(23,440)	-89.7%	COPR	HORWITH	CHUX298
08/03/09	08/25/09	005898028	78750	59,660	51,240	8,420	14.1%	COPR	HORWITH	CITX300132
08/03/09	08/25/09	005898029	78751	67,300	51,720	15,580	23.2%	COPR	HORWITH	CITX300132
08/03/09	08/25/09	005898030	78752	38,040	51,740	(13,700)	-36.0%	COPR	HORWITH	CITX300132
08/03/09	08/25/09	005898031	78753	38,020	49,220	(11,200)	-29.5%	COPR	HORWITH	CITX300132
08/03/09	08/25/09	005898032	78754	52,280	49,740	2,540	4.9%	COPR	HORWITH	CHUX306
08/03/09	08/25/09	005898033	78755	66,260	51,100	15,160	22.9%	COPR	HORWITH	CHUX306
08/03/09	08/25/09	005898034	78756	67,660	50,560	17,100	25.3%	COPR	HORWITH	CHUX306
08/03/09	08/25/09	005898035	78757	13,780	49,900	(36,120)	-262.1%	COPR	HORWITH	CHUX306
08/03/09	08/25/09	005898036	78758	55,200	50,520	4,680	8.5%	COPR	HORWITH	CITX300144
08/03/09	08/25/09	005898037	78759	66,940	51,140	15,800	23.6%	COPR	HORWITH	CITX300144
08/03/09	08/25/09	005898038	78760	64,880	50,960	13,920	21.5%	COPR	HORWITH	CITX300144
08/03/09	08/25/09	005898039	78761	13,060	52,320	(39,260)	-300.6%	COPR	HORWITH	CITX300144
08/03/09	08/25/09	005898040	78762	36,760	51,480	(14,720)	-40.0%	COPR	HORWITH	CITX300026
08/03/09	08/25/09	005898041	78763	68,560	51,720	16,840	24.6%	COPR	HORWITH	CITX300026
08/03/09	08/25/09	005898042	78764	76,100	51,920	24,180	31.8%	COPR	HORWITH	CITX300026
08/03/09	08/25/09	005898043	78765	20,420	50,380	(29,960)	-146.7%	COPR	HORWITH	CITX300026

HONEYWELL SA-7 USE HAZARDOUS WASTE TRACKING (2006)										
Date Shipped	Date of Return Manifest	State Manifest	Man. Doc #	Facilty Manifest Weight (lbs)	Estimated Weight (lbs)	Manifest - Estimate (lbs)	Manifest - Estimate (%)	Material	Transporter	RAILCAR #
08/03/09	08/25/09	005898044	78766	52,180	51,920	260	0.5%	COPR	HORWITH	JTLX30110
08/03/09	08/25/09	005898045	78767	76,900	50,820	26,080	33.9%	COPR	HORWITH	JTLX30110
08/03/09	08/25/09	005898046	78768	34,900	50,560	(15,660)	-44.9%	COPR	HORWITH	JTLX30110
08/03/09	08/25/09	005898047	78769	34,900	50,880	(15,980)	-45.8%	COPR	HORWITH	JTLX30110
08/03/09	08/25/09	005898048	78770	30,780	50,520	(19,740)	-64.1%	COPR	HORWITH	CITX300149
08/03/09	08/25/09	005898049	78771	68,980	52,700	16,280	23.6%	COPR	HORWITH	CITX300149
08/03/09	08/25/09	005898050	78772	67,440	51,800	15,640	23.2%	COPR	HORWITH	CITX300149
08/03/09	08/25/09	005898051	78773	39,820	52,500	(12,680)	-31.8%	COPR	HORWITH	CITX300149
08/03/09	08/25/09	005898052	78774	65,960	50,320	15,640	23.7%	COPR	HORWITH	CITX300113
08/03/09	08/25/09	005898053	78775	67,260	50,780	16,480	24.5%	COPR	HORWITH	CITX300113
08/04/09	08/25/09	005898055	78776	36,440	51,460	(15,020)	-41.2%	COPR	HORWITH	CITX300152
08/04/09	08/25/09	005898056	78777	68,880	50,500	18,380	26.7%	COPR	HORWITH	CITX300152
08/04/09	08/25/09	005898057	78778	65,160	52,100	13,060	20.0%	COPR	HORWITH	CITX300152
08/04/09	08/25/09	005898058	78779	38,620	49,440	(10,820)	-28.0%	COPR	HORWITH	CITX300152
08/04/09	08/25/09	005898059	78780	20,560	51,780	(31,220)	-151.8%	COPR	HORWITH	CEFX35823
08/04/09	08/25/09	005898060	78781	68,380	51,440	16,940	24.8%	COPR	HORWITH	CEFX35823
08/04/09	08/25/09	005898061	78782	77,540	51,360	26,180	33.8%	COPR	HORWITH	CEFX35823
08/04/09	08/25/09	005898062	78783	32,320	51,520	(19,200)	-59.4%	COPR	HORWITH	CEFX35823
08/04/09	08/25/09	005898063	78784	20,000	51,560	(31,560)	-157.8%	COPR	HORWITH	CHUX142
08/04/09	08/25/09	005898064	78785	65,200	52,220	12,980	19.9%	COPR	HORWITH	CHUX142
08/04/09	08/25/09	005898065	78786	67,300	48,380	18,920	28.1%	COPR	HORWITH	CHUX142
08/04/09	08/25/09	005898066	78787	45,780	50,660	(4,880)	-10.7%	COPR	HORWITH	CHUX142
08/04/09	08/25/09	005898067	78788	76,900	49,300	27,600	35.9%	COPR	HORWITH	CHUX192
08/04/09	08/25/09	005898068	78789	68,800	48,720	20,080	29.2%	COPR	HORWITH	CHUX192
08/04/09	08/25/09	005898069	78790	24,480	49,200	(24,720)	-101.0%	COPR	HORWITH	CHUX192
08/04/09	08/25/09	005898070	78791	24,480	50,660	(26,180)	-106.9%	COPR	HORWITH	CHUX192
08/04/09	08/25/09	005898071	78792	49,020	50,580	(1,560)	-3.2%	COPR	HORWITH	JTLX30106
08/04/09	08/25/09	005898072	78793	77,380	50,760	26,620	34.4%	COPR	HORWITH	JTLX30106
08/04/09	08/25/09	005898073	78794	34,600	50,060	(15,460)	-44.7%	COPR	HORWITH	JTLX30106
08/04/09	08/25/09	005898074	78795	34,620	50,460	(15,840)	-45.8%	COPR	HORWITH	JTLX30106
08/04/09	08/25/09	005898075	78796	38,620	50,540	(11,920)	-30.9%	COPR	HORWITH	JTLX30147
08/04/09	08/25/09	005898076	78797	69,100	51,420	17,680	25.6%	COPR	HORWITH	JTLX30147
08/04/09	08/25/09	005898077	78798	69,160	50,800	18,360	26.5%	COPR	HORWITH	JTLX30147
08/04/09	08/25/09	005898078	78799	19,060	50,480	(31,420)	-164.8%	COPR	HORWITH	JTLX30147
08/04/09	09/11/09	005898079	78800	69,880	49,820	20,060	28.7%	COPR	HORWITH	CHUX109
08/04/09	09/11/09	005898080	78801	67,600	49,420	18,180	26.9%	COPR	HORWITH	CHUX109
08/04/09	09/11/09	005898081	78802	18,380	50,500	(32,120)	-174.8%	COPR	HORWITH	CHUX186
08/04/09	09/11/09	005898082	78803	68,520	49,600	18,920	27.6%	COPR	HORWITH	CHUX186
08/04/09	09/11/09	005898083	78804	40,180	50,160	(9,980)	-24.8%	COPR	HORWITH	CHUX186
08/04/09	09/11/09	005898084	78805	67,800	49,940	17,860	26.3%	COPR	HORWITH	CHUX186
08/04/09	08/25/09	005898085	78806	6,900	50,140	(43,240)	-626.7%	COPR	HORWITH	CHUX308
08/04/09	08/25/09	005898086	78807	76,380	49,680	26,700	35.0%	COPR	HORWITH	CHUX308
08/04/09	08/25/09	005898087	78808	67,380	50,420	16,960	25.2%	COPR	HORWITH	CHUX308
08/04/09	08/25/09	005898088	78809	47,280	50,280	(3,000)	-6.3%	COPR	HORWITH	CHUX308
08/04/09	08/25/09	005898089	78810	6,860	49,720	(42,860)	-624.8%	COPR	HORWITH	JTLX30153
08/04/09	09/11/09	005898090	78811	32,700	51,400	(18,700)	-57.2%	COPR	HORWITH	CHUX109
08/04/09	09/11/09	005898091	78812	32,720	50,500	(17,780)	-54.3%	COPR	HORWITH	CHUX109
08/04/09	08/25/09	005898092	78813	76,180	50,360	25,820	33.9%	COPR	HORWITH	JTLX30153
08/04/09	08/25/09	005898093	78814	67,120	50,560	16,560	24.7%	COPR	HORWITH	JTLX30153
08/04/09	08/25/09	005898094	78815	45,840	51,200	(5,360)	-11.7%	COPR	HORWITH	JTLX30153
08/04/09	08/25/09	005898095	78816	19,660	50,680	(31,020)	-157.8%	COPR	HORWITH	JTLX254
08/04/09	08/25/09	005898096	78817	67,380	50,040	17,340	25.7%	COPR	HORWITH	JTLX254
08/04/09	08/25/09	005898097	78818	76,740	49,360	27,380	35.7%	COPR	HORWITH	JTLX254
08/04/09	08/25/09	005898098	78819	33,480	51,260	(17,780)	-53.1%	COPR	HORWITH	JTLX254
08/04/09	08/25/09	005898099	78820	34,840	51,240	(16,400)	-47.1%	COPR	HORWITH	CEFX35831
08/04/09	08/25/09	005898100	78821	76,580	51,340	25,240	33.0%	COPR	HORWITH	CEFX35831
08/04/09	08/25/09	005898101	78822	75,900	52,360	23,540	31.0%	COPR	HORWITH	CEFX35831
08/04/09	08/25/09	005898102	78823	14,120	49,160	(35,040)	-248.2%	COPR	HORWITH	CEFX35831
08/04/09	08/25/09	005898103	78824	16,480	50,620	(34,140)	-207.2%	COPR	HORWITH	CITX300113
08/04/09	08/25/09	005898104	78825	62,800	51,760	11,040	17.6%	COPR	HORWITH	CHUX218
08/04/09	08/25/09	005898105	78826	68,360	50,260	18,100	26.5%	COPR	HORWITH	CHUX218
08/04/09	08/25/09	005898106	78827	34,660	51,040	(16,380)	-47.3%	COPR	HORWITH	CHUX218
08/04/09	08/25/09	005898107	78828	34,680	51,020	(16,340)	-47.1%	COPR	HORWITH	CHUX218
08/04/09	09/11/09	005898108	78829	6,760	48,460	(41,700)	-616.9%	COPR	HORWITH	CHUX289
08/05/09	09/11/09	005898109	78830	27,920	50,160	(22,240)	-79.7%	COPR	HORWITH	DJLX98506
08/05/09	09/11/09	005898110	78831	65,760	49,820	15,940	24.2%	COPR	HORWITH	DJLX98506
08/05/09	09/11/09	005898111	78832	67,480	50,340	17,140	25.4%	COPR	HORWITH	DJLX98506
08/05/09	09/11/09	005898112	78833	34,400	48,040	(13,640)	-39.7%	COPR	HORWITH	DJLX98506
08/05/09	09/11/09	005898113	78834	68,160	50,080	18,080	26.5%	COPR	HORWITH	CHUX333
08/05/09	09/11/09	005898114	78835	68,300	50,840	17,460	25.6%	COPR	HORWITH	CHUX333
08/05/09	09/11/09	005898115	78836	33,180	52,300	(19,120)	-57.6%	COPR	HORWITH	CHUX333
08/05/09	09/11/09	005898116	78837	33,180	48,940	(15,760)	-47.5%	COPR	HORWITH	CHUX333
08/05/09	09/11/09	005898117	78838	75,920	49,600	26,320	34.7%	COPR	HORWITH	CHUX135
08/05/09	09/11/09	005898118	78839	42,060	51,340	(9,280)	-22.1%	COPR	HORWITH	CHUX135

Honeywell

HONEYWELL SA-7 USE HAZARDOUS WASTE TRACKING (2006)										
Date Shipped	Date of Return Manifest	State Manifest	Man. Doc #	Facilty Manifest Weight (lbs)	Estimated Weight (lbs)	Manifest - Estimate (lbs)	Manifest - Estimate (%)	Material	Transporter	RAILCAR #
08/05/09	09/11/09	005898119	78840	38,100	50,480	(12,380)	-32.5%	COPR	HORWITH	CHUX135
08/05/09	09/11/09	005898120	78841	38,120	50,740	(12,620)	-33.1%	COPR	HORWITH	CHUX135
08/05/09	09/11/09	005898121	78842	68,400	50,820	17,580	25.7%	COPR	HORWITH	CHUX188
08/05/09	09/11/09	005898122	78843	68,820	51,340	17,480	25.4%	COPR	HORWITH	CHUX188
08/05/09	09/11/09	005898123	78844	32,820	49,420	(16,600)	-50.6%	COPR	HORWITH	CHUX188
08/05/09	09/11/09	005898124	78845	32,820	50,400	(17,580)	-53.6%	COPR	HORWITH	CHUX188
08/05/09	09/11/09	005898125	78846	48,180	50,200	(2,020)	-4.2%	COPR	HORWITH	CHUX147
08/05/09	09/11/09	005898126	78847	76,280	51,060	25,220	33.1%	COPR	HORWITH	CHUX147
08/05/09	09/11/09	005898127	78848	38,420	50,160	(11,740)	-30.6%	COPR	HORWITH	CHUX147
08/05/09	09/11/09	005898128	78849	38,220	51,040	(12,820)	-33.5%	COPR	HORWITH	CITX300034
08/05/09	09/11/09	005898129	78850	38,440	50,980	(12,540)	-32.6%	COPR	HORWITH	CHUX147
08/05/09	09/11/09	005898130	78851	65,640	51,240	14,400	21.9%	COPR	HORWITH	CITX300034
08/05/09	09/11/09	005898131	78852	67,380	49,260	18,120	26.9%	COPR	HORWITH	CITX300034
08/05/09	09/11/09	005898132	78853	28,300	50,720	(22,420)	-79.2%	COPR	HORWITH	CITX300034
08/05/09	09/11/09	005898133	78854	22,140	50,280	(28,140)	-127.1%	COPR	HORWITH	CHUX195
08/05/09	09/11/09	005898134	78855	75,900	50,100	25,800	34.0%	COPR	HORWITH	CHUX195
08/05/09	09/11/09	005898135	78856	68,040	49,980	18,060	26.5%	COPR	HORWITH	CHUX195
08/05/09	09/11/09	005898136	78857	30,040	49,320	(19,280)	-64.2%	COPR	HORWITH	CHUX195
08/05/09	09/11/09	005898137	78858	28,620	51,340	(22,720)	-79.4%	COPR	HORWITH	CITX300022
08/05/09	09/11/09	005898138	78859	76,160	49,660	26,500	34.8%	COPR	HORWITH	CITX300022
08/05/09	09/11/09	005898139	78860	76,200	48,620	27,580	36.2%	COPR	HORWITH	CITX300022
08/05/09	09/11/09	005898140	78861	67,260	49,180	18,080	26.9%	COPR	HORWITH	JTLX30117
08/05/09	09/11/09	005898141	78862	76,460	48,880	27,580	36.1%	COPR	HORWITH	JTLX30117
08/05/09	09/11/09	005898142	78863	27,100	49,720	(22,620)	-83.5%	COPR	HORWITH	JTLX30117
08/05/09	09/11/09	005898143	78864	60,480	50,300	10,180	16.8%	COPR	HORWITH	CHUX323
08/05/09	09/11/09	005898144	78865	27,100	48,600	(21,500)	-79.3%	COPR	HORWITH	JTLX30117
08/05/09	09/11/09	005898145	78866	68,400	48,300	20,100	29.4%	COPR	HORWITH	CHUX323
08/05/09	09/11/09	005898146	78867	34,320	50,620	(16,300)	-47.5%	COPR	HORWITH	CHUX323
08/05/09	09/11/09	005898147	78868	34,340	49,120	(14,780)	-43.0%	COPR	HORWITH	CHUX323
08/05/09	09/11/09	005898148	78869	51,420	51,160	260	0.5%	COPR	HORWITH	CITX300128
08/05/09	09/11/09	005898149	78870	64,460	50,320	14,140	21.9%	COPR	HORWITH	CITX300128
08/05/09	09/11/09	005898150	78871	67,280	50,880	16,400	24.4%	COPR	HORWITH	CITX300128
08/05/09	09/11/09	005898151	78872	16,080	50,020	(33,940)	-211.1%	COPR	HORWITH	CITX300128
08/05/09	09/11/09	005898152	78873	13,680	50,580	(36,900)	-269.7%	COPR	HORWITH	CITX300022
08/05/09	09/11/09	005898153	78874	11,180	50,040	(38,860)	-347.6%	COPR	HORWITH	CHUX162
08/05/09	09/11/09	005898154	78875	77,120	50,760	26,360	34.2%	COPR	HORWITH	CHUX162
08/05/09	09/11/09	005898155	78876	67,500	50,060	17,440	25.8%	COPR	HORWITH	CHUX162
08/05/09	09/11/09	005898156	78877	39,540	49,040	(9,500)	-24.0%	COPR	HORWITH	CHUX162
08/05/09	09/11/09	005898157	78878	68,480	50,900	17,580	25.7%	COPR	HORWITH	JTLX86
08/05/09	09/11/09	005898158	78879	68,780	50,180	18,600	27.0%	COPR	HORWITH	JTLX86
08/05/09	09/11/09	005898159	78880	27,280	48,280	(21,000)	-77.0%	COPR	HORWITH	JTLX86
08/05/09	09/11/09	005898160	78881	27,280	50,720	(23,440)	-85.9%	COPR	HORWITH	JTLX86
08/05/09	09/11/09	005898161	78882	58,180	52,220	5,960	10.2%	COPR	HORWITH	CHUX318
08/05/09	09/11/09	005898162	78883	68,160	49,960	18,200	26.7%	COPR	HORWITH	CHUX318
08/05/09	09/11/09	005898163	78884	38,240	50,060	(11,820)	-30.9%	COPR	HORWITH	CHUX318
08/05/09	09/11/09	005898164	78885	38,240	49,660	(11,420)	-29.9%	COPR	HORWITH	CHUX318
08/05/09	09/11/09	005898165	78886	76,480	48,800	27,680	36.2%	COPR	HORWITH	CHUX289
08/05/09	09/11/09	005898166	78887	68,980	50,120	18,860	27.3%	COPR	HORWITH	CHUX289
08/05/09	09/11/09	005898167	78888	43,080	50,740	(7,660)	-17.8%	COPR	HORWITH	CHUX289
08/05/09	09/11/09	005898168	78889	22,200	52,540	(30,340)	-136.7%	COPR	HORWITH	CEFX35841
08/05/09	09/11/09	005898169	78890	67,240	51,400	15,840	23.6%	COPR	HORWITH	CEFX35841
08/05/09	09/11/09	005898170	78891	68,260	50,640	17,620	25.8%	COPR	HORWITH	CEFX35841
08/06/09	09/11/09	005898171	78892	29,840	50,260	(20,420)	-68.4%	COPR	HORWITH	JTLX30126
08/06/09	09/11/09	005898172	78893	76,740	50,460	26,280	34.2%	COPR	HORWITH	JTLX30126
08/06/09	09/11/09	005898173	78894	68,820	49,880	18,940	27.5%	COPR	HORWITH	JTLX30126
08/06/09	09/11/09	005898174	78895	21,880	49,300	(27,420)	-125.3%	COPR	HORWITH	JTLX30126
08/06/09	09/11/09	005898175	78896	65,120	50,760	14,360	22.1%	COPR	HORWITH	NDYX320318
08/06/09	09/11/09	005898176	78897	65,080	49,780	15,300	23.5%	COPR	HORWITH	NDYX320318
08/06/09	09/11/09	005898177	78898	33,660	51,960	(18,300)	-54.4%	COPR	HORWITH	NDYX320318
08/06/09	09/11/09	005898178	78899	33,640	48,980	(15,340)	-45.6%	COPR	HORWITH	NDYX320318
08/06/09	09/11/09	005898179	78900	30,860	52,240	(21,380)	-69.3%	COPR	HORWITH	JTLX30107
08/06/09	09/11/09	005898180	78901	66,020	50,700	15,320	23.2%	COPR	HORWITH	JTLX30107
08/06/09	09/11/09	005898181	78902	68,580	50,900	17,680	25.8%	COPR	HORWITH	JTLX30107
08/06/09	09/11/09	005898182	78903	37,960	50,700	(12,740)	-33.6%	COPR	HORWITH	JTLX30107
08/06/09	09/11/09	005898183	78904	60,720	51,200	9,520	15.7%	COPR	HORWITH	JTLX186
08/06/09	09/11/09	005898184	78905	67,160	50,500	16,660	24.8%	COPR	HORWITH	JTLX186
08/06/09	09/11/09	005898185	78906	38,240	50,000	(11,760)	-30.8%	COPR	HORWITH	JTLX186
08/06/09	09/11/09	005898186	78907	38,220	48,800	(10,580)	-27.7%	COPR	HORWITH	JTLX186
08/06/09	09/11/09	005898187	78908	31,140	50,240	(19,100)	-61.3%	COPR	HORWITH	CHUX150
08/06/09	09/11/09	005898188	78909	67,680	51,900	15,780	23.3%	COPR	HORWITH	CHUX150
08/06/09	09/11/09	005898189	78910	64,000	49,920	14,080	22.0%	COPR	HORWITH	CHUX150
08/06/09	09/11/09	005898190	78911	36,240	50,700	(14,460)	-39.9%	COPR	HORWITH	CHUX150
08/06/09	09/11/09	005898191	78912	63,300	51,260	12,040	19.0%	COPR	HORWITH	CEFX35851
08/06/09	09/11/09	005898192	78913	65,200	51,220	13,980	21.4%	COPR	HORWITH	CEFX35851

Honeywell

HONEYWELL SA-7 USE HAZARDOUS WASTE TRACKING (2006)										
Date Shipped	Date of Return Manifest	State Manifest	Man. Doc #	Facilty Manifest Weight (lbs)	Estimated Weight (lbs)	Manifest - Estimate (lbs)	Manifest - Estimate (%)	Material	Transporter	RAILCAR #
08/06/09	09/11/09	005898193	78914	65,500	51,040	14,460	22.1%	COPR	HORWITH	CEFX35851
08/06/09	09/11/09	005898194	78915	7,500	50,500	(43,000)	-573.3%	COPR	HORWITH	CEFX35851
08/06/09	09/11/09	005898195	78916	44,800	51,040	(6,240)	-13.9%	COPR	HORWITH	CEFX35841
08/06/09	09/11/09	005898196	78917	68,600	50,060	18,540	27.0%	COPR	HORWITH	CHUX255
08/06/09	09/11/09	005898197	78918	64,820	49,380	15,440	23.8%	COPR	HORWITH	CHUX255
08/06/09	09/11/09	005898198	78919	33,620	49,420	(15,800)	-47.0%	COPR	HORWITH	CHUX255
08/06/09	09/11/09	005898199	78920	33,620	51,220	(17,600)	-52.3%	COPR	HORWITH	CHUX255
08/06/09	09/11/09	005898200	78921	26,960	50,860	(23,900)	-88.6%	COPR	HORWITH	CEFX35806
08/06/09	09/11/09	005898201	78922	68,180	48,980	19,200	28.2%	COPR	HORWITH	CEFX35806
08/06/09	09/11/09	005898203	78923	32,400	48,880	(16,480)	-50.9%	COPR	HORWITH	CHUX255
08/06/09	09/11/09	005898204	78924	76,500	50,360	26,140	34.2%	COPR	HORWITH	CHUX255
08/06/09	09/11/09	005898205	78925	66,700	51,840	14,860	22.3%	COPR	HORWITH	CHUX268
08/06/09	09/11/09	005898206	78926	68,740	48,420	20,320	29.6%	COPR	HORWITH	CHUX255
08/06/09	09/11/09	005898207	78927	12,960	49,520	(36,560)	-282.1%	COPR	HORWITH	CHUX255
08/06/09	09/11/09	005898208	78928	67,820	49,240	18,580	27.4%	COPR	HORWITH	CHUX268
08/06/09	09/11/09	005898209	78929	30,380	51,100	(20,720)	-68.2%	COPR	HORWITH	CHUX268
08/06/09	09/11/09	005898210	78930	30,400	48,000	(17,600)	-57.9%	COPR	HORWITH	CHUX268
08/06/09	09/11/09	005898211	78931	26,780	49,700	(22,920)	-85.6%	COPR	HORWITH	CITX300156
08/06/09	09/11/09	005898212	78932	69,240	50,200	19,040	27.5%	COPR	HORWITH	CITX300156
08/06/09	09/11/09	005898213	78933	65,960	50,960	15,000	22.7%	COPR	HORWITH	CITX300156
08/06/09	09/11/09	005898214	78934	35,080	50,240	(15,160)	-43.2%	COPR	HORWITH	CITX300156
08/06/09	09/11/09	005898215	78935	66,540	48,100	18,440	27.7%	COPR	HORWITH	CEFX35806
08/06/09	09/11/09	005898216	78936	33,000	48,860	(15,860)	-48.1%	COPR	HORWITH	CEFX35806
08/06/09	09/11/09	005898217	78937	48,740	50,140	(1,400)	-2.9%	COPR	HORWITH	JTLX30139
08/06/09	09/11/09	005898218	78938	67,720	49,300	18,420	27.2%	COPR	HORWITH	JTLX30139
08/06/09	09/11/09	005898219	78939	37,960	50,400	(12,440)	-32.8%	COPR	HORWITH	JTLX30139
08/06/09	09/11/09	005898220	78940	37,960	51,920	(13,960)	-36.8%	COPR	HORWITH	JTLX30139
08/06/09	09/11/09	005898221	78941	24,300	49,320	(25,020)	-103.0%	COPR	HORWITH	CHUX219
08/06/09	09/11/09	005898222	78942	66,940	49,020	17,920	26.8%	COPR	HORWITH	CHUX219
08/06/09	09/11/09	005898223	78943	65,500	51,800	13,700	20.9%	COPR	HORWITH	CHUX219
08/06/09	09/11/09	005898224	78944	38,780	50,880	(12,100)	-31.2%	COPR	HORWITH	CHUX219
08/06/09	09/11/09	005898225	78945	43,760	50,460	(6,700)	-15.3%	COPR	HORWITH	CHUX198
08/06/09	09/11/09	005898226	78946	68,460	49,240	19,220	28.1%	COPR	HORWITH	CHUX198
08/06/09	09/11/09	005898227	78947	10,100	49,240	(39,140)	-387.5%	COPR	HORWITH	CEFX35248
08/06/09	09/11/09	005898228	78948	65,880	49,300	16,580	25.2%	COPR	HORWITH	CHUX198
08/06/09	09/11/09	005898229	78949	18,960	50,480	(31,520)	-166.2%	COPR	HORWITH	CHUX198
08/06/09	09/11/09	005898230	78950	76,180	50,000	26,180	34.4%	COPR	HORWITH	DJLX98542
08/06/09	09/11/09	005898231	78951	76,000	49,700	26,300	34.6%	COPR	HORWITH	CEFX35248
08/06/09	09/11/09	005898232	78952	68,160	52,440	15,720	23.1%	COPR	HORWITH	CEFX35248
08/06/09	09/11/09	005898233	78953	43,180	49,720	(6,540)	-15.1%	COPR	HORWITH	CEFX35248
08/07/09	09/11/09	005898234	78954	68,500	48,960	19,540	28.5%	COPR	HORWITH	CITX300115
08/07/09	09/11/09	005898235	78955	65,680	49,260	16,420	25.0%	COPR	HORWITH	CITX300115
08/07/09	09/11/09	005898236	78956	28,620	49,020	(20,400)	-71.3%	COPR	HORWITH	CITX300115
08/07/09	09/11/09	005898237	78957	28,620	49,100	(20,480)	-71.6%	COPR	HORWITH	CITX300115
08/07/09	09/11/09	005898238	78958	44,440	49,100	(4,660)	-10.5%	COPR	HORWITH	CITX300116
08/07/09	09/11/09	005898239	78959	65,620	48,140	17,480	26.6%	COPR	HORWITH	CITX300116
08/07/09	09/11/09	005898240	78960	67,540	49,360	18,180	26.9%	COPR	HORWITH	CITX300116
08/07/09	09/11/09	005898241	78961	8,900	48,200	(39,300)	-441.6%	COPR	HORWITH	CITX300116
08/07/09	09/11/09	005898242	78962	42,860	49,260	(6,400)	-14.9%	COPR	HORWITH	JTLX30102
08/07/09	09/11/09	005898243	78963	65,660	50,400	15,260	23.2%	COPR	HORWITH	JTLX30102
08/07/09	09/11/09	005898244	78964	67,660	51,060	16,600	24.5%	COPR	HORWITH	JTLX30102
08/07/09	09/11/09	005898245	78965	18,360	49,820	(31,460)	-171.4%	COPR	HORWITH	JTLX30102
08/07/09	09/11/09	005898246	78966	28,280	49,620	(21,340)	-75.5%	COPR	HORWITH	CHUX290
08/07/09	09/11/09	005898247	78967	76,460	51,040	25,420	33.2%	COPR	HORWITH	CHUX290
08/07/09	09/11/09	005898248	78968	69,080	51,840	17,240	25.0%	COPR	HORWITH	CHUX290
08/07/09	09/11/09	005898249	78969	26,280	51,920	(25,640)	-97.6%	COPR	HORWITH	CHUX290
08/07/09	09/11/09	005898250	78970	30,560	50,680	(20,120)	-65.8%	COPR	HORWITH	JTLX30124
08/07/09	09/11/09	005898251	78971	65,140	51,520	13,620	20.9%	COPR	HORWITH	JTLX30124
08/07/09	09/11/09	005898252	78972	64,780	50,460	14,320	22.1%	COPR	HORWITH	JTLX30124
08/07/09	09/11/09	005898253	78973	39,040	50,140	(11,100)	-28.4%	COPR	HORWITH	JTLX30124
08/07/09	09/11/09	005898254	78974	14,540	50,960	(36,420)	-250.5%	COPR	HORWITH	JTLX94
08/07/09	09/11/09	005898255	78975	68,140	52,160	15,980	23.5%	COPR	HORWITH	JTLX94
08/07/09	09/11/09	005898256	78976	76,000	51,240	24,760	32.6%	COPR	HORWITH	JTLX94
08/07/09	09/11/09	005898257	78977	45,860	52,040	(6,180)	-13.5%	COPR	HORWITH	JTLX94
08/07/09	09/11/09	005898258	78978	65,980	51,040	14,940	22.6%	COPR	HORWITH	CITX300027
08/07/09	09/11/09	005898259	78979	68,060	50,820	17,240	25.3%	COPR	HORWITH	CITX300027
08/07/09	09/11/09	005898260	78980	31,000	51,320	(20,320)	-65.5%	COPR	HORWITH	CITX300027
08/07/09	09/11/09	005898261	78981	31,020	49,600	(18,580)	-59.9%	COPR	HORWITH	CITX300027
08/07/09	09/11/09	005898262	78982	69,760	49,180	20,580	29.5%	COPR	HORWITH	JTLX278
08/07/09	09/11/09	005898263	78983	49,680	51,620	(1,940)	-3.9%	COPR	HORWITH	JTLX278
08/07/09	09/11/09	005898264	78984	65,900	49,060	16,840	25.6%	COPR	HORWITH	JTLX278
08/07/09	09/11/09	005898265	78985	27,500	51,640	(24,140)	-87.8%	COPR	HORWITH	CITX300120
08/07/09	09/11/09	005898266	78986	67,060	50,280	16,780	25.0%	COPR	HORWITH	CITX300120
08/07/09	09/11/09	005898267	78987	77,160	49,440	27,720	35.9%	COPR	HORWITH	CITX300120

HONEYWELL SA-7 USE HAZARDOUS WASTE TRACKING (2006)										
Date Shipped	Date of Return Manifest	State Manifest	Man. Doc #	Facilty Manifest Weight (lbs)	Estimated Weight (lbs)	Manifest - Estimate (lbs)	Manifest - Estimate (%)	Material	Transporter	RAILCAR #
08/07/09	09/11/09	005898268	78988	24,940	50,560	(25,620)	-102.7%	COPR	HORWITH	CITX300120
08/07/09	09/11/09	005898269	78989	14,500	51,180	(36,680)	-253.0%	COPR	HORWITH	JTLX30103
08/07/09	09/11/09	005898270	78990	77,460	48,480	28,980	37.4%	COPR	HORWITH	JTLX30103
08/07/09	09/11/09	005898271	78991	69,080	49,320	19,760	28.6%	COPR	HORWITH	JTLX30103
08/07/09	09/11/09	005898272	78992	38,000	50,380	(12,380)	-32.6%	COPR	HORWITH	JTLX30103
08/07/09	09/11/09	005898273	78993	14,720	51,560	(36,840)	-250.3%	COPR	HORWITH	CHUX105
08/07/09	09/11/09	005898274	78994	64,840	51,600	13,240	20.4%	COPR	HORWITH	CHUX105
08/07/09	09/11/09	005898275	78995	68,520	50,900	17,620	25.7%	COPR	HORWITH	CHUX105
08/07/09	09/11/09	005898276	78996	51,400	50,020	1,380	2.7%	COPR	HORWITH	CHUX105
08/07/09	09/11/09	005898277	78997	11,540	49,040	(37,500)	-325.0%	COPR	HORWITH	JTLX266
08/07/09	09/11/09	005898278	78998	68,860	50,860	18,000	26.1%	COPR	HORWITH	JTLX266
08/07/09	09/11/09	005898279	78999	65,380	51,980	13,400	20.5%	COPR	HORWITH	JTLX266
08/07/09	09/11/09	005898280	79000	52,200	50,100	2,100	4.0%	COPR	HORWITH	JTLX266
08/07/09	09/11/09	005898281	79001	14,820	50,960	(36,140)	-243.9%	COPR	HORWITH	JTLX278
08/07/09	09/11/09	005898282	79002	44,340	50,840	(6,500)	-14.7%	COPR	HORWITH	CEFX35852
08/07/09	09/11/09	005898283	79003	65,520	51,980	13,540	20.7%	COPR	HORWITH	CEFX35852
08/07/09	09/11/09	005898284	79004	66,980	51,900	15,080	22.5%	COPR	HORWITH	CEFX35852
08/07/09	09/11/09	005898285	79005	27,940	52,260	(24,320)	-87.0%	COPR	HORWITH	CEFX35852
08/07/09	09/11/09	005898286	79006	52,540	50,480	2,060	3.9%	COPR	HORWITH	JTLX261
08/07/09	09/11/09	005898287	79007	67,700	52,600	15,100	22.3%	COPR	HORWITH	JTLX261
08/07/09	09/11/09	005898288	79008	38,260	49,980	(11,720)	-30.6%	COPR	HORWITH	JTLX261
08/07/09	09/11/09	005898289	79009	38,240	48,180	(9,940)	-26.0%	COPR	HORWITH	JTLX261
08/07/09	09/11/09	005898290	79010	77,160	50,160	27,000	35.0%	COPR	HORWITH	DJLX98542
08/07/09	09/11/09	005898291	79011	20,940	49,940	(29,000)	-138.5%	COPR	HORWITH	DJLX98542
08/07/09	09/11/09	005898292	79012	20,960	49,000	(28,040)	-133.8%	COPR	HORWITH	DJLX98542
08/07/09	09/11/09	005898293	79013	34,980	50,580	(15,600)	-44.6%	COPR	HORWITH	CHUX114
08/07/09	09/11/09	005898294	79014	77,200	49,200	28,000	36.3%	COPR	HORWITH	CHUX114
08/10/09	09/11/09	005898295	79015	46,620	48,800	(2,180)	-4.7%	COPR	HORWITH	CITX300164
08/10/09	09/11/09	005898296	79016	64,560	49,220	15,340	23.8%	COPR	HORWITH	CITX300164
08/10/09	09/11/09	005898297	79017	68,460	48,040	20,420	29.8%	COPR	HORWITH	CITX300164
08/10/09	09/11/09	005898298	79018	10,520	49,020	(38,500)	-366.0%	COPR	HORWITH	CITX300164
08/10/09	09/11/09	005898299	79019	77,640	49,860	27,780	35.8%	COPR	HORWITH	CHUX114
08/10/09	09/11/09	005898300	79020	4,860	50,540	(45,680)	-939.9%	COPR	HORWITH	CHUX114
08/10/09	09/11/09	005898301	79021	20,460	50,240	(29,780)	-145.6%	COPR	HORWITH	CEFX35832
08/10/09	09/11/09	005898302	79022	65,620	50,440	15,180	23.1%	COPR	HORWITH	CEFX35832
08/10/09	09/11/09	005898303	79023	67,520	50,200	17,320	25.7%	COPR	HORWITH	CEFX35832
08/10/09	09/11/09	005898304	79024	46,400	51,720	(5,320)	-11.5%	COPR	HORWITH	CEFX35832
08/10/09	09/11/09	005898305	79025	19,020	52,000	(32,980)	-173.4%	COPR	HORWITH	CHUX136
08/10/09	09/11/09	005898306	79026	67,320	50,460	16,860	25.0%	COPR	HORWITH	CHUX136
08/10/09	09/11/09	005898307	79027	64,840	50,620	14,220	21.9%	COPR	HORWITH	CHUX136
08/10/09	09/11/09	005898308	79028	47,740	48,860	(1,120)	-2.3%	COPR	HORWITH	CHUX136
08/10/09	09/11/09	005898309	79029	24,940	50,480	(25,540)	-102.4%	COPR	HORWITH	CEFX35817
08/10/09	09/11/09	005898310	79030	76,900	51,200	25,700	33.4%	COPR	HORWITH	CEFX35817
08/10/09	09/11/09	005898311	79031	68,600	50,920	17,680	25.8%	COPR	HORWITH	CEFX35817
08/10/09	09/11/09	005898312	79032	29,820	52,040	(22,220)	-74.5%	COPR	HORWITH	CEFX35817
08/10/09	09/11/09	005898313	79033	67,280	51,000	16,280	24.2%	COPR	HORWITH	CHUX237
08/10/09	09/11/09	005898314	79034	64,660	50,800	13,860	21.4%	COPR	HORWITH	JTLX130
08/10/09	09/11/09	005898315	79035	68,260	50,760	17,500	25.6%	COPR	HORWITH	CHUX237
08/10/09	09/11/09	005898316	79036	28,540	48,040	(19,500)	-68.3%	COPR	HORWITH	CHUX237
08/10/09	09/11/09	005898317	79037	28,540	50,420	(21,880)	-76.7%	COPR	HORWITH	CHUX237
08/10/09	09/11/09	005898318	79038	68,560	50,220	18,340	26.8%	COPR	HORWITH	JTLX130
08/10/09	09/11/09	005898319	79039	32,880	49,800	(16,920)	-51.5%	COPR	HORWITH	JTLX130
08/10/09	09/11/09	005898320	79040	32,900	52,180	(19,280)	-58.6%	COPR	HORWITH	JTLX130
08/10/09	09/11/09	005898321	79041	25,880	50,540	(24,660)	-95.3%	COPR	HORWITH	CEFX35807
08/10/09	09/11/09	005898322	79042	68,520	50,720	17,800	26.0%	COPR	HORWITH	CEFX35807
08/10/09	09/11/09	005898323	79043	65,760	52,500	13,260	20.2%	COPR	HORWITH	CEFX35807
08/10/09	09/11/09	005898324	79044	42,460	51,300	(8,840)	-20.8%	COPR	HORWITH	CEFX35807
08/10/09	09/11/09	005898325	79045	21,840	50,820	(28,980)	-132.7%	COPR	HORWITH	CHUX113
08/10/09	09/11/09	005898326	79046	59,540	50,220	9,320	15.7%	COPR	HORWITH	CITX300140
08/10/09	09/11/09	005898327	79047	76,120	51,240	24,880	32.7%	COPR	HORWITH	CITX300140
08/10/09	09/11/09	005898328	79048	33,700	51,200	(17,500)	-51.9%	COPR	HORWITH	CITX300140
08/10/09	09/11/09	005898329	79049	33,800	49,660	(15,860)	-46.9%	COPR	HORWITH	JTLX170
08/10/09	09/11/09	005898330	79050	33,680	49,480	(15,800)	-46.9%	COPR	HORWITH	CITX300140
08/10/09	09/11/09	005898331	79051	68,380	50,440	17,940	26.2%	COPR	HORWITH	JTLX170
08/10/09	09/11/09	005898332	79052	65,540	50,440	15,100	23.0%	COPR	HORWITH	JTLX170
08/10/09	09/11/09	005898333	79053	27,660	50,700	(23,040)	-83.3%	COPR	HORWITH	JTLX170
08/10/09	09/11/09	005898334	79054	65,300	48,880	16,420	25.1%	COPR	HORWITH	CHUX118
08/10/09	09/11/09	005898335	79055	67,600	52,020	15,580	23.0%	COPR	HORWITH	CHUX118
08/10/09	09/11/09	005898336	79056	38,520	51,460	(12,940)	-33.6%	COPR	HORWITH	CHUX118
08/10/09	09/11/09	005898337	79057	38,520	51,760	(13,240)	-34.4%	COPR	HORWITH	CHUX118
08/10/09	09/11/09	005898338	79058	29,960	51,020	(21,060)	-70.3%	COPR	HORWITH	CITX300159
08/10/09	09/11/09	005898339	79059	68,660	49,920	18,740	27.3%	COPR	HORWITH	CITX300159
08/10/09	09/11/09	005898340	79060	65,620	49,380	16,240	24.7%	COPR	HORWITH	CITX300159
08/10/09	09/11/09	005898341	79061	33,800	48,920	(15,120)	-44.7%	COPR	HORWITH	CITX300159

Honeywell

HONEYWELL SA-7 USE HAZARDOUS WASTE TRACKING (2006)										
Date Shipped	Date of Return Manifest	State Manifest	Man. Doc #	Facilty Manifest Weight (lbs)	Estimated Weight (lbs)	Manifest - Estimate (lbs)	Manifest - Estimate (%)	Material	Transporter	RAILCAR #
08/10/09	09/11/09	005898342	79062	76,420	51,060	25,360	33.2%	COPR	HORWITH	CHUX113
08/10/09	09/11/09	005898343	79063	68,080	50,140	17,940	26.4%	COPR	HORWITH	CHUX113
08/10/09	09/11/09	005898344	79064	35,160	51,400	(16,240)	-46.2%	COPR	HORWITH	CHUX113
08/10/09	09/11/09	005898345	79065	55,200	50,040	5,160	9.3%	COPR	HORWITH	CHUX209
08/10/09	09/11/09	005898346	79066	67,640	50,380	17,260	25.5%	COPR	HORWITH	CHUX209
08/10/09	09/11/09	005898347	79067	38,440	49,480	(11,040)	-28.7%	COPR	HORWITH	CHUX209
08/10/09	09/11/09	005898348	79068	38,440	51,240	(12,800)	-33.3%	COPR	HORWITH	CHUX209
08/10/09	09/11/09	005898349	79069	55,040	50,700	4,340	7.9%	COPR	HORWITH	JTLX30163
08/10/09	09/11/09	005898350	79070	78,100	48,560	29,540	37.8%	COPR	HORWITH	JTLX30163
08/10/09	09/11/09	005898351	79071	29,500	49,840	(20,340)	-68.9%	COPR	HORWITH	JTLX30163
08/10/09	09/11/09	005898352	79072	29,500	48,700	(19,200)	-65.1%	COPR	HORWITH	JTLX30163
08/10/09	09/11/09	005898353	79073	37,560	50,500	(12,940)	-34.5%	COPR	HORWITH	CHUX267
08/10/09	09/11/09	005898354	79074	77,320	49,860	27,460	35.5%	COPR	HORWITH	CHUX267
08/10/09	09/11/09	005898355	79075	68,840	49,500	19,340	28.1%	COPR	HORWITH	CHUX267
08/10/09	09/11/09	005898356	79076	12,080	49,280	(37,200)	-307.9%	COPR	HORWITH	CHUX267
08/11/09	09/11/09	005898357	79077	15,520	49,180	(33,660)	-216.9%	COPR	HORWITH	CHUX221
08/11/09	09/11/09	005898358	79078	77,700	49,080	28,620	36.8%	COPR	HORWITH	CHUX221
08/11/09	09/11/09	005898359	79079	68,740	50,620	18,120	26.4%	COPR	HORWITH	CHUX221
08/11/09	09/11/09	005898360	79080	32,300	50,200	(17,900)	-55.4%	COPR	HORWITH	CHUX221
08/11/09	09/11/09	005898361	79081	25,440	48,800	(23,360)	-91.8%	COPR	HORWITH	CHUX287
08/11/09	09/11/09	005898362	79082	65,860	50,420	15,440	23.4%	COPR	HORWITH	CHUX287
08/11/09	09/11/09	005898363	79083	76,680	49,840	26,840	35.0%	COPR	HORWITH	CHUX287
08/11/09	09/11/09	005898364	79084	29,500	52,180	(22,680)	-76.9%	COPR	HORWITH	CHUX287
08/11/09	09/11/09	005898365	79085	25,400	49,020	(23,620)	-93.0%	COPR	HORWITH	CITX300021
08/11/09	09/11/09	005898366	79086	68,960	51,880	17,080	24.8%	COPR	HORWITH	CITX300021
08/11/09	09/11/09	005898367	79087	66,780	52,460	14,320	21.4%	COPR	HORWITH	CITX300021
08/11/09	09/11/09	005898368	79088	39,780	51,340	(11,560)	-29.1%	COPR	HORWITH	CITX300021
08/11/09	09/11/09	005898369	79089	68,760	49,800	18,960	27.6%	COPR	HORWITH	CITX300122
08/11/09	09/11/09	005898370	79090	68,980	48,540	20,440	29.6%	COPR	HORWITH	CITX300122
08/11/09	09/11/09	005898371	79091	31,060	52,140	(21,080)	-67.9%	COPR	HORWITH	CITX300122
08/11/09	09/11/09	005898372	79092	31,060	50,940	(19,880)	-64.0%	COPR	HORWITH	CITX300122
08/11/09	09/11/09	005898373	79093	77,220	50,100	27,120	35.1%	COPR	HORWITH	CHUX265
08/11/09	09/11/09	005898374	79094	77,760	49,920	27,840	35.8%	COPR	HORWITH	CHUX265
08/11/09	09/11/09	005898375	79095	21,620	49,020	(27,400)	-126.7%	COPR	HORWITH	CHUX265
08/11/09	09/11/09	005898376	79096	21,620	51,740	(30,120)	-139.3%	COPR	HORWITH	CHUX265
08/11/09	09/11/09	005898377	79097	10,400	51,080	(40,680)	-391.2%	COPR	HORWITH	CHUX224
08/11/09	09/11/09	005898378	79098	67,500	50,600	16,900	25.0%	COPR	HORWITH	CHUX224
08/11/09	09/11/09	005898379	79099	77,840	50,480	27,360	35.1%	COPR	HORWITH	CHUX224
08/11/09	09/11/09	005898380	79100	47,080	51,380	(4,300)	-9.1%	COPR	HORWITH	CHUX224
08/11/09	09/11/09	005898381	79101	47,760	52,160	(4,400)	-9.2%	COPR	HORWITH	JTLX30160
08/11/09	09/11/09	005898382	79102	77,400	50,860	26,540	34.3%	COPR	HORWITH	JTLX30160
08/11/09	09/11/09	005898383	79103	38,540	48,560	(10,020)	-26.0%	COPR	HORWITH	JTLX30160
08/11/09	09/11/09	005898384	79104	38,540	51,160	(12,620)	-32.7%	COPR	HORWITH	JTLX30160
08/11/09	09/11/09	005898385	79105	64,340	49,500	14,840	23.1%	COPR	HORWITH	NDYX320320
08/11/09	09/11/09	005898386	79106	64,620	49,660	14,960	23.2%	COPR	HORWITH	NDYX320320
08/11/09	09/11/09	005898387	79107	34,340	50,720	(16,380)	-47.7%	COPR	HORWITH	NDYX320320
08/11/09	09/11/09	005898388	79108	34,340	50,400	(16,060)	-46.8%	COPR	HORWITH	NDYX320320
08/11/09	09/11/09	005898389	79109	39,780	50,120	(10,340)	-26.0%	COPR	HORWITH	CHUX205
08/11/09	09/11/09	005898390	79110	76,940	49,680	27,260	35.4%	COPR	HORWITH	CHUX205
08/11/09	09/11/09	005898391	79111	67,960	50,940	17,020	25.0%	COPR	HORWITH	CHUX205
08/11/09	09/11/09	005898392	79112	12,260	49,760	(37,500)	-305.9%	COPR	HORWITH	CHUX205
08/11/09	09/11/09	005898393	79113	30,100	51,080	(20,980)	-69.7%	COPR	HORWITH	NDYX320461
08/11/09	09/11/09	005898394	79114	76,900	49,060	27,840	36.2%	COPR	HORWITH	NDYX320461
08/11/09	09/11/09	005898395	79115	68,880	52,520	16,360	23.8%	COPR	HORWITH	NDYX320461
08/11/09	09/11/09	005898396	79116	23,400	50,940	(27,540)	-117.7%	COPR	HORWITH	NDYX320461
08/11/09	09/11/09	005898397	79117	64,500	50,620	13,880	21.5%	COPR	HORWITH	JTLX30167
08/11/09	09/11/09	005898398	79118	68,140	51,620	16,520	24.2%	COPR	HORWITH	JTLX30167
08/11/09	09/11/09	005898399	79119	31,600	49,360	(17,760)	-56.2%	COPR	HORWITH	JTLX30167
08/11/09	09/11/09	005898400	79120	13,840	50,440	(36,600)	-264.5%	COPR	HORWITH	CITX300142
08/11/09	09/11/09	005898401	79121	68,480	49,540	18,940	27.7%	COPR	HORWITH	CITX300142
08/11/09	09/11/09	005898402	79122	76,420	50,240	26,180	34.3%	COPR	HORWITH	CITX300142
08/11/09	09/11/09	005898403	79123	38,840	49,620	(10,780)	-27.8%	COPR	HORWITH	CITX300142
08/11/09	09/11/09	005898404	79124	65,960	49,940	16,020	24.3%	COPR	HORWITH	CITX300133
08/11/09	09/11/09	005898405	79125	67,540	50,320	17,220	25.5%	COPR	HORWITH	CITX300133
08/11/09	09/11/09	005898406	79126	31,500	49,960	(18,460)	-58.6%	COPR	HORWITH	CITX300133
08/11/09	09/11/09	005898407	79127	31,500	50,700	(19,200)	-61.0%	COPR	HORWITH	CITX300133
08/11/09	09/11/09	005898408	79128	45,420	49,740	(4,320)	-9.5%	COPR	HORWITH	NDYX320467
08/11/09	09/11/09	005898409	79129	67,100	50,860	16,240	24.2%	COPR	HORWITH	NDYX320467
08/11/09	09/11/09	005898410	79130	66,360	50,140	16,220	24.4%	COPR	HORWITH	NDYX320467
08/11/09	09/11/09	005898411	79131	18,560	51,720	(33,160)	-178.7%	COPR	HORWITH	NDYX320467
08/11/09	09/11/09	005898412	79132	31,600	49,360	(17,760)	-56.2%	COPR	HORWITH	JTLX30167
08/11/09	09/15/09	005898413	79133	54,220	51,780	2,440	4.5%	COPR	HORWITH	JTLX276
08/11/09	09/15/09	005898414	79134	68,320	48,580	19,740	28.9%	COPR	HORWITH	JTLX276
08/11/09	09/15/09	005898415	79135	37,980	49,380	(11,400)	-30.0%	COPR	HORWITH	JTLX276

HONEYWELL SA-7 USE HAZARDOUS WASTE TRACKING (2006)										
Date Shipped	Date of Return Manifest	State Manifest	Man. Doc #	Facilty Manifest Weight (lbs)	Estimated Weight (lbs)	Manifest - Estimate (lbs)	Manifest - Estimate (%)	Material	Transporter	RAILCAR #
08/11/09	09/15/09	005898416	79136	38,000	50,920	(12,920)	-34.0%	COPR	HORWITH	JTLX276
08/11/09	09/11/09	005898417	79137	54,420	49,920	4,500	8.3%	COPR	HORWITH	JTLX279
08/11/09	09/11/09	005898418	79138	68,380	51,120	17,260	25.2%	COPR	HORWITH	JTLX279
08/12/09	09/11/09	005898419	79139	18,200	48,560	(30,360)	-166.8%	COPR	HORWITH	CITX300124
08/12/09	09/11/09	005898420	79140	76,240	49,260	26,980	35.4%	COPR	HORWITH	CITX300124
08/12/09	09/11/09	005898421	79141	68,840	50,180	18,660	27.1%	COPR	HORWITH	CITX300124
08/12/09	09/11/09	005898422	79142	32,640	50,060	(17,420)	-53.4%	COPR	HORWITH	CITX300124
08/12/09	09/11/09	005898423	79143	17,660	49,380	(31,720)	-179.6%	COPR	HORWITH	CHUX178
08/12/09	09/11/09	005898424	79144	64,420	49,380	15,040	23.3%	COPR	HORWITH	CHUX178
08/12/09	09/11/09	005898425	79145	65,360	49,000	16,360	25.0%	COPR	HORWITH	CHUX178
08/12/09	09/11/09	005898426	79146	49,220	50,100	(880)	-1.8%	COPR	HORWITH	CHUX178
08/12/09	09/11/09	005898427	79147	69,060	49,560	19,500	28.2%	COPR	HORWITH	CHUX154
08/12/09	09/11/09	005898428	79148	75,960	51,800	24,160	31.8%	COPR	HORWITH	CHUX154
08/12/09	09/11/09	005898429	79149	25,140	52,400	(27,260)	-108.4%	COPR	HORWITH	CHUX154
08/12/09	09/11/09	005898430	79150	25,140	50,920	(25,780)	-102.5%	COPR	HORWITH	CHUX154
08/12/09	09/15/09	005898431	79151	45,000	52,040	(7,040)	-15.6%	COPR	HORWITH	CHUX104
08/12/09	09/15/09	005898432	79152	67,380	51,320	16,060	23.8%	COPR	HORWITH	CHUX104
08/12/09	09/15/09	005898433	79153	67,160	52,380	14,780	22.0%	COPR	HORWITH	CHUX104
08/12/09	09/15/09	005898434	79154	23,960	50,400	(26,440)	-110.4%	COPR	HORWITH	CHUX104
08/12/09	09/15/09	005898435	79155	10,500	50,500	(40,000)	-381.0%	COPR	HORWITH	CHUX270
08/12/09	09/15/09	005898436	79156	67,900	50,580	17,320	25.5%	COPR	HORWITH	CHUX270
08/12/09	09/15/09	003252527	79157	76,620	51,360	25,260	33.0%	COPR	HORWITH	CHUX270
08/12/09	09/15/09	003252526	79158	44,220	51,640	(7,420)	-16.8%	COPR	HORWITH	CHUX270
08/12/09	09/15/09	005898438	79159	76,480	50,580	25,900	33.9%	COPR	HORWITH	CHUX302
08/12/09	09/15/09	005898439	79160	68,880	49,760	19,120	27.8%	COPR	HORWITH	CHUX302
08/12/09	09/15/09	005898440	79161	27,580	50,260	(22,680)	-82.2%	COPR	HORWITH	CHUX302
08/12/09	09/15/09	005898441	79162	27,580	51,520	(23,940)	-86.8%	COPR	HORWITH	CHUX302
08/12/09	09/11/09	005898442	79163	64,520	48,940	15,580	24.1%	COPR	HORWITH	JTLX30136
08/12/09	09/11/09	005898443	79164	66,140	52,260	13,880	21.0%	COPR	HORWITH	JTLX30136
08/12/09	09/11/09	005898444	79165	34,220	50,020	(15,800)	-46.2%	COPR	HORWITH	JTLX30136
08/12/09	09/11/09	005898445	79166	34,240	49,500	(15,260)	-44.6%	COPR	HORWITH	JTLX30136
08/12/09	09/11/09	005898446	79167	34,860	50,740	(15,880)	-45.6%	COPR	HORWITH	CHUX281
08/12/09	09/11/09	005898447	79168	77,380	49,320	28,060	36.3%	COPR	HORWITH	CHUX281
08/12/09	09/11/09	005898448	79169	77,680	51,140	26,540	34.2%	COPR	HORWITH	CHUX281
08/12/09	09/11/09	005898449	79170	51,640	50,540	1,100	2.1%	COPR	HORWITH	CEFX35812
08/12/09	09/11/09	005898450	79171	76,560	51,780	24,780	32.4%	COPR	HORWITH	CEFX35812
08/12/09	09/11/09	005898451	79172	33,860	50,860	(17,000)	-50.2%	COPR	HORWITH	CEFX35812
08/12/09	09/11/09	005898452	79173	33,880	48,600	(14,720)	-43.4%	COPR	HORWITH	CEFX35812
08/12/09	09/11/09	005898453	79174	34,940	49,900	(14,960)	-42.8%	COPR	HORWITH	JTLX270
08/12/09	09/11/09	005898454	79175	67,660	49,500	18,160	26.8%	COPR	HORWITH	JTLX270
08/12/09	09/11/09	005898455	79176	76,880	50,080	26,800	34.9%	COPR	HORWITH	JTLX270
08/12/09	09/11/09	005898456	79177	17,200	50,280	(33,080)	-192.3%	COPR	HORWITH	JTLX270
08/12/09	09/11/09	005898457	79178	43,280	50,980	(7,700)	-17.8%	COPR	HORWITH	JTLX30120
08/12/09	09/11/09	005898458	79179	67,600	50,660	16,940	25.1%	COPR	HORWITH	JTLX30120
08/12/09	09/11/09	005898459	79180	64,460	52,640	11,820	18.3%	COPR	HORWITH	JTLX30120
08/12/09	09/11/09	005898460	79181	31,000	51,080	(20,080)	-64.8%	COPR	HORWITH	JTLX30120
08/12/09	09/11/09	005898461	79182	77,620	50,660	26,960	34.7%	COPR	HORWITH	CHUX305
08/12/09	09/11/09	005898462	79183	68,780	49,760	19,020	27.7%	COPR	HORWITH	CHUX305
08/12/09	09/11/09	005898463	79184	23,820	50,940	(27,120)	-113.9%	COPR	HORWITH	CHUX305
08/12/09	09/11/09	005898464	79185	23,840	50,200	(26,360)	-110.6%	COPR	HORWITH	CHUX305
08/12/09	09/11/09	005898465	79186	38,680	49,780	(11,100)	-28.7%	COPR	HORWITH	JTLX279
08/12/09	09/11/09	005898466	79187	38,680	51,780	(13,100)	-33.9%	COPR	HORWITH	JTLX279
08/12/09	09/11/09	005898467	79188	36,180	50,120	(13,940)	-38.5%	COPR	HORWITH	NDYX320459
08/12/09	09/11/09	005898468	79189	14,460	51,360	(36,900)	-255.2%	COPR	HORWITH	CHUX281
08/12/09	09/11/09	005898469	79190	66,960	50,120	16,840	25.1%	COPR	HORWITH	NDYX320459
08/12/09	09/11/09	005898470	79191	65,880	50,980	14,900	22.6%	COPR	HORWITH	NDYX320459
08/12/09	09/11/09	005898471	79192	32,160	51,380	(19,220)	-59.8%	COPR	HORWITH	NDYX320459
08/12/09	09/11/09	005898472	79193	13,860	51,440	(37,580)	-271.1%	COPR	HORWITH	CHUX228
08/12/09	09/11/09	005898473	79194	77,340	50,020	27,320	35.3%	COPR	HORWITH	CHUX228
08/12/09	09/11/09	005898474	79195	68,600	49,580	19,020	27.7%	COPR	HORWITH	CHUX228
08/12/09	09/11/09	005898475	79196	32,100	50,400	(18,300)	-57.0%	COPR	HORWITH	CHUX228
08/12/09	09/11/09	005898476	79197	19,460	50,020	(30,560)	-157.0%	COPR	HORWITH	JTLX151
08/12/09	09/11/09	005898477	79198	77,620	49,480	28,140	36.3%	COPR	HORWITH	JTLX151
08/12/09	09/11/09	005898478	79199	76,380	49,660	26,720	35.0%	COPR	HORWITH	JTLX151
08/12/09	09/11/09	005898479	79200	24,240	50,280	(26,040)	-107.4%	COPR	HORWITH	JTLX151
08/13/09	09/15/09	005898480	79201	36,760	48,740	(11,980)	-32.6%	COPR	HORWITH	CHUX130
08/13/09	09/15/09	005898481	79202	65,700	49,780	15,920	24.2%	COPR	HORWITH	CHUX130
08/13/09	09/15/09	005898482	79203	67,500	49,940	17,560	26.0%	COPR	HORWITH	CHUX130
08/13/09	09/15/09	005898483	79204	29,100	51,180	(22,080)	-75.9%	COPR	HORWITH	CHUX130
08/13/09	09/15/09	005898484	79205	23,820	49,140	(25,320)	-106.3%	COPR	HORWITH	CEFX35828
08/13/09	09/15/09	005898485	79206	75,660	50,480	25,180	33.3%	COPR	HORWITH	CEFX35828
08/13/09	09/15/09	005898486	79207	67,040	49,320	17,720	26.4%	COPR	HORWITH	CEFX35828
08/13/09	09/15/09	005898487	79208	27,720	49,620	(21,900)	-79.0%	COPR	HORWITH	CEFX35828
08/13/09	09/15/09	005898488	79209	57,900	48,760	9,140	15.8%	COPR	HORWITH	CITX300123

Honeywell

HONEYWELL SA-7 USE HAZARDOUS WASTE TRACKING (2006)										
Date Shipped	Date of Return Manifest	State Manifest	Man. Doc #	Facilty Manifest Weight (lbs)	Estimated Weight (lbs)	Manifest - Estimate (lbs)	Manifest - Estimate (%)	Material	Transporter	RAILCAR #
08/13/09	09/15/09	005898489	79210	64,420	52,120	12,300	19.1%	COPR	HORWITH	CITX300123
08/13/09	09/15/09	005898490	79211	32,880	51,500	(18,620)	-56.6%	COPR	HORWITH	CITX300123
08/13/09	09/15/09	005898491	79212	32,860	51,100	(18,240)	-55.5%	COPR	HORWITH	CITX300123
08/13/09	09/15/09	005898492	79213	18,120	50,800	(32,680)	-180.4%	COPR	HORWITH	JTLX30170
08/13/09	09/15/09	005898493	79214	47,440	50,720	(3,280)	-6.9%	COPR	HORWITH	JTLX30170
08/13/09	09/15/09	005898494	79215	76,620	52,380	24,240	31.6%	COPR	HORWITH	JTLX30170
08/13/09	09/15/09	005898495	79216	56,280	50,220	6,060	10.8%	COPR	HORWITH	JTLX30170
08/13/09	09/15/09	005898496	79217	47,460	51,940	(4,480)	-9.4%	COPR	HORWITH	CHUX212
08/13/09	09/15/09	005898497	79218	68,380	51,560	16,820	24.6%	COPR	HORWITH	CHUX212
08/13/09	09/15/09	005898498	79219	76,140	50,580	25,560	33.6%	COPR	HORWITH	CHUX212
08/13/09	09/15/09	005898499	79220	9,420	48,360	(38,940)	-413.4%	COPR	HORWITH	CHUX212
08/13/09	09/15/09	005898500	79221	8,200	52,200	(44,000)	-536.6%	COPR	HORWITH	CITX300162
08/13/09	09/15/09	005900001	79222	76,340	49,600	26,740	35.0%	COPR	HORWITH	CITX300162
08/13/09	09/15/09	005900002	79223	67,380	50,040	17,340	25.7%	COPR	HORWITH	CITX300162
08/13/09	09/15/09	005900003	79224	46,580	51,020	(4,440)	-9.5%	COPR	HORWITH	CITX300162
08/13/09	09/15/09	005900004	79225	67,800	51,140	16,660	24.6%	COPR	HORWITH	JTLX30127
08/13/09	09/15/09	005900005	79226	77,160	51,140	26,020	33.7%	COPR	HORWITH	JTLX30127
08/13/09	09/15/09	005900006	79227	30,020	50,540	(20,520)	-68.4%	COPR	HORWITH	JTLX30127
08/13/09	09/15/09	005900007	79228	30,040	48,320	(18,280)	-60.9%	COPR	HORWITH	JTLX30127
08/13/09	09/15/09	005900008	79229	15,660	50,800	(35,140)	-224.4%	COPR	HORWITH	CITX300016
08/13/09	09/15/09	005900009	79230	67,640	49,160	18,480	27.3%	COPR	HORWITH	CITX300016
08/13/09	09/15/09	005900010	79231	77,920	49,420	28,500	36.6%	COPR	HORWITH	CITX300016
08/13/09	09/15/09	005900011	79232	12,360	49,680	(37,320)	-301.9%	COPR	HORWITH	JTLX30119
08/13/09	09/15/09	005900012	79233	77,160	51,260	25,900	33.6%	COPR	HORWITH	JTLX30119
08/13/09	09/15/09	005900013	79234	76,720	51,000	25,720	33.5%	COPR	HORWITH	JTLX30119
08/13/09	09/15/09	005900014	79235	76,820	48,960	27,860	36.3%	COPR	HORWITH	CEFX35800
08/13/09	09/15/09	005900015	79236	68,080	50,060	18,020	26.5%	COPR	HORWITH	CEFX35800
08/13/09	09/15/09	005900016	79237	36,440	51,440	(15,000)	-41.2%	COPR	HORWITH	JTLX30119
08/13/09	09/15/09	005900017	79238	34,400	51,300	(16,900)	-49.1%	COPR	HORWITH	CEFX35800
08/13/09	09/15/09	005900018	79239	17,520	50,320	(32,800)	-187.2%	COPR	HORWITH	CEFX35800
08/13/09	09/15/09	005900019	79240	50,200	50,120	80	0.2%	COPR	HORWITH	NDYX320337
08/13/09	09/15/09	005900020	79241	69,220	51,200	18,020	26.0%	COPR	HORWITH	NDYX320337
08/13/09	09/15/09	005900021	79242	32,320	50,240	(17,920)	-55.4%	COPR	HORWITH	CHUX126
08/13/09	09/15/09	005900022	79243	66,080	51,680	14,400	21.8%	COPR	HORWITH	NDYX320337
08/13/09	09/15/09	005900023	79244	14,060	50,800	(36,740)	-261.3%	COPR	HORWITH	NDYX320337
08/13/09	09/15/09	005900024	79245	68,720	50,500	18,220	26.5%	COPR	HORWITH	CHUX126
08/13/09	09/15/09	005900025	79246	65,380	50,900	14,480	22.1%	COPR	HORWITH	CHUX126
08/13/09	09/15/09	005900026	79247	33,040	50,060	(17,020)	-51.5%	COPR	HORWITH	CHUX126
08/13/09	09/15/09	005900027	79248	69,280	50,700	18,580	26.8%	COPR	HORWITH	JTLX265
08/13/09	09/15/09	005900028	79249	41,680	51,460	(9,780)	-23.5%	COPR	HORWITH	JTLX265
08/13/09	09/15/09	005900029	79250	67,480	50,220	17,260	25.6%	COPR	HORWITH	JTLX265
08/13/09	09/15/09	005900030	79251	20,940	49,840	(28,900)	-138.0%	COPR	HORWITH	JTLX265
08/13/09	09/15/09	005900031	79252	9,060	50,680	(41,620)	-459.4%	COPR	HORWITH	CHUX240
08/13/09	09/15/09	005900032	79253	35,520	49,560	(14,040)	-39.5%	COPR	HORWITH	CITX300016
08/13/09	09/15/09	005900033	79254	67,400	50,220	17,180	25.5%	COPR	HORWITH	CHUX240
08/13/09	09/15/09	005900034	79255	65,300	49,660	15,640	24.0%	COPR	HORWITH	CHUX240
08/13/09	09/15/09	005900035	79256	52,420	50,700	1,720	3.3%	COPR	HORWITH	CHUX240
08/13/09	09/15/09	005900036	79257	53,300	50,100	3,200	6.0%	COPR	HORWITH	JTLX30101
08/13/09	09/15/09	005900037	79258	77,120	49,960	27,160	35.2%	COPR	HORWITH	JTLX30101
08/13/09	09/15/09	005900038	79259	30,300	48,760	(18,460)	-60.9%	COPR	HORWITH	JTLX30101
08/13/09	09/15/09	005900039	79260	30,280	49,980	(19,700)	-65.1%	COPR	HORWITH	JTLX30101
08/13/09	09/15/09	005900040	79261	58,660	49,120	9,540	16.3%	COPR	HORWITH	CHUX243
08/13/09	09/15/09	005900041	79262	65,040	48,980	16,060	24.7%	COPR	HORWITH	CHUX243
08/14/09	09/15/09	005900042	79263	46,620	49,760	(3,140)	-6.7%	COPR	HORWITH	CHUX161
08/14/09	09/15/09	005900043	79264	77,360	49,280	28,080	36.3%	COPR	HORWITH	CHUX161
08/14/09	09/15/09	005900044	79265	38,680	49,540	(10,860)	-28.1%	COPR	HORWITH	CHUX161
08/14/09	09/15/09	005900045	79266	38,660	49,920	(11,260)	-29.1%	COPR	HORWITH	CHUX161
08/14/09	09/15/09	005900046	79267	68,900	49,460	19,440	28.2%	COPR	HORWITH	CHUX145
08/14/09	09/15/09	005900047	79268	67,680	50,180	17,500	25.9%	COPR	HORWITH	CHUX145
08/14/09	09/15/09	005900048	79269	26,760	50,300	(23,540)	-88.0%	COPR	HORWITH	CHUX145
08/14/09	09/15/09	005900049	79270	26,740	50,640	(23,900)	-89.4%	COPR	HORWITH	CHUX145
08/14/09	09/15/09	005900050	79271	14,220	49,900	(35,680)	-250.9%	COPR	HORWITH	JTLX268
08/14/09	09/15/09	005900051	79272	78,180	51,640	26,540	33.9%	COPR	HORWITH	JTLX268
08/14/09	09/15/09	005900052	79273	77,580	51,520	26,060	33.6%	COPR	HORWITH	JTLX268
08/14/09	09/15/09	005900053	79274	32,480	50,340	(17,860)	-55.0%	COPR	HORWITH	JTLX268
08/14/09	09/15/09	005900054	79275	38,140	50,480	(12,340)	-32.4%	COPR	HORWITH	JTLX264
08/14/09	09/15/09	005900055	79276	67,800	49,200	18,600	27.4%	COPR	HORWITH	JTLX264
08/14/09	09/15/09	005900056	79277	65,760	50,400	15,360	23.4%	COPR	HORWITH	JTLX264
08/14/09	09/15/09	005900057	79278	20,340	48,900	(28,560)	-140.4%	COPR	HORWITH	JTLX264
08/14/09	09/15/09	005900058	79279	35,360	48,860	(13,500)	-38.2%	COPR	HORWITH	CHUX253
08/14/09	09/15/09	005900059	79280	65,720	50,560	15,160	23.1%	COPR	HORWITH	CHUX253
08/14/09	09/15/09	005900060	79281	67,340	51,140	16,200	24.1%	COPR	HORWITH	CHUX253
08/14/09	09/15/09	005900061	79282	22,160	49,740	(27,580)	-124.5%	COPR	HORWITH	CHUX253
08/14/09	09/15/09	005900062	79283	11,820	50,640	(38,820)	-328.4%	COPR	HORWITH	DJLX98519

Honeywell

HONEYWELL SA-7 USE HAZARDOUS WASTE TRACKING (2006)										
Date Shipped	Date of Return Manifest	State Manifest	Man. Doc #	Facilty Manifest Weight (lbs)	Estimated Weight (lbs)	Manifest - Estimate (lbs)	Manifest - Estimate (%)	Material	Transporter	RAILCAR #
08/14/09	09/15/09	005900063	79284	68,060	49,740	18,320	26.9%	COPR	HORWITH	DJLX98519
08/14/09	09/15/09	005900064	79285	65,360	51,740	13,620	20.8%	COPR	HORWITH	DJLX98519
08/14/09	09/15/09	005900065	79286	59,960	50,760	9,200	15.3%	COPR	HORWITH	DJLX98519
08/14/09	09/15/09	005900066	79287	76,620	49,920	26,700	34.8%	COPR	HORWITH	CITX300112
08/14/09	09/15/09	005900067	79288	68,540	50,780	17,760	25.9%	COPR	HORWITH	CITX300112
08/14/09	09/15/09	005900068	79289	26,920	49,840	(22,920)	-85.1%	COPR	HORWITH	CITX300112
08/14/09	09/15/09	005900069	79290	26,920	50,580	(23,660)	-87.9%	COPR	HORWITH	CITX300112
08/14/09	09/15/09	005900070	79291	21,100	49,860	(28,760)	-136.3%	COPR	HORWITH	JTLX30155
08/14/09	09/15/09	005900071	79292	76,540	48,220	28,320	37.0%	COPR	HORWITH	JTLX30155
08/14/09	09/15/09	005900072	79293	65,280	50,560	14,720	22.5%	COPR	HORWITH	JTLX30155
08/14/09	09/15/09	005900073	79294	67,720	50,360	17,360	25.6%	COPR	HORWITH	CHUX143
08/14/09	09/15/09	005900074	79295	7,200	50,660	(43,460)	-603.6%	COPR	HORWITH	CHUX304
08/14/09	09/15/09	005900075	79296	58,280	51,880	6,400	11.0%	COPR	HORWITH	CHUX143
08/14/09	09/15/09	005900076	79297	38,340	50,940	(12,600)	-32.9%	COPR	HORWITH	CHUX143
08/14/09	09/15/09	005900077	79298	38,320	50,380	(12,060)	-31.5%	COPR	HORWITH	CHUX143
08/14/09	09/15/09	005900078	79299	76,160	48,140	28,020	36.8%	COPR	HORWITH	CHUX103
08/14/09	09/15/09	005900079	79300	51,240	50,860	380	0.7%	COPR	HORWITH	CHUX304
08/14/09	09/15/09	005900080	79301	68,320	49,680	18,640	27.3%	COPR	HORWITH	CHUX103
08/14/09	09/15/09	005900081	79302	68,760	49,060	19,700	28.7%	COPR	HORWITH	CHUX304
08/14/09	09/15/09	005900082	79303	69,420	50,500	18,920	27.3%	COPR	HORWITH	CHUX304
08/14/09	09/15/09	005900083	79304	7,420	49,500	(42,080)	-567.1%	COPR	HORWITH	CHUX103
08/14/09	09/15/09	005900084	79305	65,760	50,300	15,460	23.5%	COPR	HORWITH	CHUX256
08/14/09	09/15/09	005900085	79306	44,100	52,040	(7,940)	-18.0%	COPR	HORWITH	CHUX103
08/14/09	09/15/09	005900086	79307	31,280	50,320	(19,040)	-60.9%	COPR	HORWITH	JTLX30155
08/14/09	09/15/09	005900087	79308	36,720	51,600	(14,880)	-40.5%	COPR	HORWITH	CHUX256
08/14/09	09/15/09	005900088	79309	68,880	51,200	17,680	25.7%	COPR	HORWITH	JTLX30100
08/14/09	09/15/09	005900089	79310	76,640	51,160	25,480	33.2%	COPR	HORWITH	CHUX256
08/14/09	09/15/09	005900090	79311	67,920	52,260	15,660	23.1%	COPR	HORWITH	CHUX202
08/14/09	09/15/09	005900091	79312	25,240	52,040	(26,800)	-106.2%	COPR	HORWITH	CHUX256
08/14/09	09/15/09	005900092	79313	11,740	50,360	(38,620)	-329.0%	COPR	HORWITH	CHUX202
08/14/09	09/15/09	005900093	79314	76,280	51,180	25,100	32.9%	COPR	HORWITH	CHUX202
08/14/09	09/15/09	005900094	79315	65,780	51,520	14,260	21.7%	COPR	HORWITH	JTLX30145
08/14/09	09/15/09	005900095	79316	46,980	51,760	(4,780)	-10.2%	COPR	HORWITH	CHUX202
08/14/09	09/15/09	005900096	79317	34,040	51,620	(17,580)	-51.6%	COPR	HORWITH	JTLX30145
08/14/09	09/15/09	005900097	79318	8,400	50,500	(42,100)	-501.2%	COPR	HORWITH	JTLX30100
08/14/09	09/15/09	005900098	79319	69,320	51,160	18,160	26.2%	COPR	HORWITH	JTLX30100
08/14/09	09/15/09	005900099	79320	53,520	50,860	2,660	5.0%	COPR	HORWITH	JTLX30100
08/14/09	09/15/09	005900100	79321	67,340	50,660	16,680	24.8%	COPR	HORWITH	JTLX30145
08/14/09	09/15/09	005900101	79322	67,080	51,800	15,280	22.8%	COPR	HORWITH	CHUX243
08/14/09	09/15/09	005900102	79323	9,180	52,420	(43,240)	-471.0%	COPR	HORWITH	CHUX243
08/14/09	09/15/09	005900103	79324	34,020	50,020	(16,000)	-47.0%	COPR	HORWITH	JTLX30145
08/17/09	09/15/09	005900104	79325	19,420	50,060	(30,640)	-157.8%	COPR	HORWITH	CIGX800702
08/17/09	09/15/09	005900105	79326	68,960	48,300	20,660	30.0%	COPR	HORWITH	CIGX800702
08/17/09	09/15/09	005900106	79327	69,540	50,120	19,420	27.9%	COPR	HORWITH	CIGX800702
08/17/09	09/15/09	005900107	79328	36,820	49,540	(12,720)	-34.5%	COPR	HORWITH	CIGX800702
08/17/09	09/15/09	005900108	79329	67,160	49,380	17,780	26.5%	COPR	HORWITH	CIGX800708
08/17/09	09/15/09	005900109	79330	77,360	50,580	26,780	34.6%	COPR	HORWITH	CIGX800708
08/17/09	09/15/09	005900110	79331	69,040	51,300	17,740	25.7%	COPR	HORWITH	CIGX800703
08/17/09	09/15/09	005900111	79332	27,060	50,940	(23,880)	-88.2%	COPR	HORWITH	CIGX800708
08/17/09	09/15/09	005900112	79333	27,060	51,120	(24,060)	-88.9%	COPR	HORWITH	CIGX800708
08/17/09	09/15/09	005900113	79334	76,140	50,440	25,700	33.8%	COPR	HORWITH	CIGX800696
08/17/09	09/15/09	005900114	79335	6,200	50,260	(44,060)	-710.6%	COPR	HORWITH	CIGX800703
08/17/09	09/15/09	005900115	79336	67,620	50,140	17,480	25.9%	COPR	HORWITH	CIGX800703
08/17/09	09/15/09	005900116	79337	58,280	51,000	7,280	12.5%	COPR	HORWITH	CIGX800703
08/17/09	09/15/09	005900117	79338	22,540	48,420	(25,880)	-114.8%	COPR	HORWITH	CIGX800696
08/17/09	09/15/09	005900118	79339	67,680	50,900	16,780	24.8%	COPR	HORWITH	CIGX800696
08/17/09	09/15/09	005900119	79340	30,140	49,760	(19,620)	-65.1%	COPR	HORWITH	CIGX800696
08/17/09	09/15/09	005900120	79341	77,540	50,640	26,900	34.7%	COPR	HORWITH	CIGX800694
08/17/09	09/15/09	005900121	79342	56,440	50,780	5,660	10.0%	COPR	HORWITH	CIGX800694
08/17/09	09/15/09	005900122	79343	31,360	50,100	(18,740)	-59.8%	COPR	HORWITH	CIGX800694
08/17/09	09/15/09	005900123	79344	31,360	49,340	(17,980)	-57.3%	COPR	HORWITH	CIGX800694
08/17/09	09/21/09	005900124	79345	46,760	50,280	(3,520)	-7.5%	COPR	HORWITH	CIGX300695
08/17/09	09/21/09	005900125	79346	38,380	48,420	(10,040)	-26.2%	COPR	HORWITH	CIGX300695
08/17/09	09/21/09	005900126	79347	76,760	51,580	25,180	32.8%	COPR	HORWITH	CIGX300695
08/17/09	09/21/09	005900127	79348	38,380	50,720	(12,340)	-32.2%	COPR	HORWITH	CIGX300695
08/17/09	09/15/09	005900128	79349	15,740	52,460	(36,720)	-233.3%	COPR	HORWITH	CHUX230
08/17/09	09/15/09	005900129	79350	68,000	50,880	17,120	25.2%	COPR	HORWITH	CHUX230
08/17/09	09/15/09	005900130	79351	76,480	52,160	24,320	31.8%	COPR	HORWITH	CHUX230
08/17/09	09/15/09	005900131	79352	45,740	49,900	(4,160)	-9.1%	COPR	HORWITH	CHUX230
08/17/09	09/15/09	005900132	79353	67,740	48,800	18,940	28.0%	COPR	HORWITH	CHUX214
08/17/09	09/15/09	005900133	79354	26,640	50,420	(23,780)	-89.3%	COPR	HORWITH	CHUX214
08/17/09	09/15/09	005900134	79355	77,160	49,520	27,640	35.8%	COPR	HORWITH	CHUX214
08/17/09	09/15/09	005900135	79356	67,640	48,080	19,560	28.9%	COPR	HORWITH	CIGX800699
08/17/09	09/15/09	005900136	79357	41,760	50,000	(8,240)	-19.7%	COPR	HORWITH	CIGX800698

HONEYWELL SA-7 USE HAZARDOUS WASTE TRACKING (2006)										
Date Shipped	Date of Return Manifest	State Manifest	Man. Doc #	Facilty Manifest Weight (lbs)	Estimated Weight (lbs)	Manifest - Estimate (lbs)	Manifest - Estimate (%)	Material	Transporter	RAILCAR #
08/17/09	09/15/09	005900137	79358	77,120	50,780	26,340	34.2%	COPR	HORWITH	CIGX800698
08/17/09	09/15/09	005900138	79359	69,080	49,260	19,820	28.7%	COPR	HORWITH	CIGX800698
08/17/09	09/15/09	005900139	79360	10,740	50,700	(39,960)	-372.1%	COPR	HORWITH	CIGX800698
08/17/09	09/15/09	005900140	79361	31,940	50,380	(18,440)	-57.7%	COPR	HORWITH	CIGX800699
08/17/09	09/15/09	005900141	79362	64,220	50,260	13,960	21.7%	COPR	HORWITH	CIGX800699
08/17/09	09/15/09	005900142	79363	33,440	51,780	(18,340)	-54.8%	COPR	HORWITH	CIGX800699
08/17/09	09/15/09	005900143	79364	18,220	51,200	(32,980)	-181.0%	COPR	HORWITH	CIGX800697
08/17/09	09/15/09	005900144	79365	68,600	49,860	18,740	27.3%	COPR	HORWITH	CIGX800697
08/17/09	09/15/09	005900145	79366	77,560	51,320	26,240	33.8%	COPR	HORWITH	CIGX800697
08/17/09	09/15/09	005900146	79367	31,680	49,460	(17,780)	-56.1%	COPR	HORWITH	CIGX800697
08/17/09	09/15/09	005900147	79368	26,640	51,200	(24,560)	-92.2%	COPR	HORWITH	CHUX214
08/17/09	09/15/09	005900148	79369	25,360	49,900	(24,540)	-96.8%	COPR	HORWITH	CHUX181
08/17/09	09/15/09	005900149	79370	68,280	50,360	17,920	26.2%	COPR	HORWITH	CHUX181
08/17/09	09/15/09	005900151	79371	67,480	50,560	16,920	25.1%	COPR	HORWITH	CHUX181
08/17/09	09/15/09	005900152	79372	35,580	50,480	(14,900)	-41.9%	COPR	HORWITH	CHUX181
08/17/09	09/15/09	005900153	79373	32,860	51,300	(18,440)	-56.1%	COPR	HORWITH	CHUX176
08/17/09	09/15/09	005900154	79374	64,720	51,460	13,260	20.5%	COPR	HORWITH	CHUX176
08/17/09	09/15/09	005900155	79375	67,640	50,560	17,080	25.3%	COPR	HORWITH	CHUX176
08/17/09	09/15/09	005900156	79376	32,860	51,060	(18,200)	-55.4%	COPR	HORWITH	CHUX176
08/17/09	09/15/09	005900157	79377	68,780	50,600	18,180	26.4%	COPR	HORWITH	CHUX153
08/17/09	09/15/09	005900158	79378	23,200	50,900	(27,700)	-119.4%	COPR	HORWITH	CHUX153
08/17/09	09/15/09	005900159	79379	68,880	49,620	19,260	28.0%	COPR	HORWITH	CHUX153
08/17/09	09/15/09	005900160	79380	41,380	51,880	(10,500)	-25.4%	COPR	HORWITH	CHUX153
08/17/09	09/15/09	005900161	79381	15,020	50,580	(35,560)	-236.8%	COPR	HORWITH	JTLX30108
08/17/09	09/15/09	005900162	79382	65,500	51,180	14,320	21.9%	COPR	HORWITH	JTLX30108
08/17/09	09/15/09	005900163	79383	67,660	51,560	16,100	23.8%	COPR	HORWITH	JTLX30108
08/17/09	09/15/09	005900164	79384	57,200	49,880	7,320	12.8%	COPR	HORWITH	JTLX30108
08/17/09	09/15/09	005900165	79385	19,060	49,700	(30,640)	-160.8%	COPR	HORWITH	CIGX800693
08/17/09	09/15/09	005900166	79386	76,140	50,580	25,560	33.6%	COPR	HORWITH	CIGX800693
08/18/09	09/15/09	005900167	79387	25,680	50,960	(25,280)	-98.4%	COPR	HORWITH	NDYX320452
08/18/09	09/15/09	005900168	79388	77,500	50,060	27,440	35.4%	COPR	HORWITH	NDYX320452
08/18/09	09/15/09	005900169	79389	68,520	49,040	19,480	28.4%	COPR	HORWITH	NDYX320452
08/18/09	09/15/09	005900170	79390	27,020	49,300	(22,280)	-82.5%	COPR	HORWITH	NDYX320452
08/18/09	09/15/09	005900171	79391	6,880	51,840	(44,960)	-653.5%	COPR	HORWITH	CEFX35821
08/18/09	09/15/09	005900172	79392	77,100	48,140	28,960	37.6%	COPR	HORWITH	CEFX35821
08/18/09	09/15/09	005900173	79393	69,080	49,060	20,020	29.0%	COPR	HORWITH	CEFX35821
08/18/09	09/15/09	005900174	79394	41,920	48,460	(6,540)	-15.6%	COPR	HORWITH	CEFX35821
08/18/09	09/15/09	005900175	79395	56,920	50,920	6,000	10.5%	COPR	HORWITH	CHUX284
08/18/09	09/15/09	005900176	79396	77,360	48,420	28,940	37.4%	COPR	HORWITH	CHUX284
08/18/09	09/15/09	005900177	79397	30,940	49,200	(18,260)	-59.0%	COPR	HORWITH	CHUX284
08/18/09	09/15/09	005900178	79398	30,940	49,320	(18,380)	-59.4%	COPR	HORWITH	CHUX284
08/18/09	09/15/09	005900179	79399	55,880	49,580	6,300	11.3%	COPR	HORWITH	CITX300121
08/18/09	09/15/09	005900180	79400	67,140	49,120	18,020	26.8%	COPR	HORWITH	CITX300121
08/18/09	09/15/09	005900181	79401	65,680	51,400	14,280	21.7%	COPR	HORWITH	CITX300121
08/18/09	09/15/09	005900182	79402	8,500	50,880	(42,380)	-498.6%	COPR	HORWITH	CITX300121
08/18/09	09/15/09	005900183	79403	77,200	51,700	25,500	33.0%	COPR	HORWITH	CIGX800691
08/18/09	09/15/09	005900184	79404	39,900	52,040	(12,140)	-30.4%	COPR	HORWITH	CIGX800691
08/18/09	09/15/09	005900185	79405	68,520	50,760	17,760	25.9%	COPR	HORWITH	CIGX800691
08/18/09	09/15/09	005900186	79406	13,100	48,100	(35,000)	-267.2%	COPR	HORWITH	CIGX800691
08/18/09	09/15/09	005900187	79407	43,360	50,060	(6,700)	-15.5%	COPR	HORWITH	CIGX800692
08/18/09	09/15/09	005900188	79408	65,460	50,820	14,640	22.4%	COPR	HORWITH	CIGX800692
08/18/09	09/15/09	005900189	79409	66,980	50,540	16,440	24.5%	COPR	HORWITH	CIGX800692
08/18/09	09/15/09	005900190	79410	25,560	51,960	(26,400)	-103.3%	COPR	HORWITH	CIGX800692
08/18/09	09/15/09	005900191	79411	68,820	49,580	19,240	28.0%	COPR	HORWITH	CIGX800693
08/18/09	09/15/09	005900192	79412	32,700	49,800	(17,100)	-52.3%	COPR	HORWITH	CIGX800693
08/18/09	09/15/09	005900193	79413	12,080	49,460	(37,380)	-309.4%	COPR	HORWITH	CEFX35801
08/18/09	09/15/09	005900194	79414	65,840	49,680	16,160	24.5%	COPR	HORWITH	CEFX35801
08/18/09	09/15/09	005900195	79415	67,540	49,040	18,500	27.4%	COPR	HORWITH	CEFX35801
08/18/09	09/15/09	005900196	79416	48,140	49,260	(1,120)	-2.3%	COPR	HORWITH	CEFX35801
08/18/09	09/15/09	005900198	79417	75,940	51,220	24,720	32.6%	COPR	HORWITH	CHUX189
08/18/09	09/15/09	005900199	79418	69,060	51,160	17,900	25.9%	COPR	HORWITH	CHUX189
08/18/09	09/15/09	005900200	79419	27,540	49,280	(21,740)	-78.9%	COPR	HORWITH	CHUX189
08/18/09	09/15/09	005900201	79420	27,540	49,700	(22,160)	-80.5%	COPR	HORWITH	CHUX189
08/18/09	09/15/09	005900202	79421	41,700	48,760	(7,060)	-16.9%	COPR	HORWITH	CHUX152
08/18/09	09/15/09	005900203	79422	76,600	50,140	26,460	34.5%	COPR	HORWITH	CHUX152
08/18/09	09/15/09	005900204	79423	39,580	51,300	(11,720)	-29.6%	COPR	HORWITH	DJLX98509
08/18/09	09/15/09	005900205	79424	38,220	49,640	(11,420)	-29.9%	COPR	HORWITH	CHUX152
08/18/09	09/15/09	005900206	79425	65,760	49,940	15,820	24.1%	COPR	HORWITH	DJLX98509
08/18/09	09/15/09	005900207	79426	38,220	51,060	(12,840)	-33.6%	COPR	HORWITH	CHUX152
08/18/09	09/15/09	005900208	79427	76,540	52,120	24,420	31.9%	COPR	HORWITH	CHUX235
08/18/09	09/15/09	005900209	79428	76,260	50,820	25,440	33.4%	COPR	HORWITH	DJLX98509
08/18/09	09/15/09	005900210	79429	19,560	51,020	(31,460)	-160.8%	COPR	HORWITH	DJLX98509
08/18/09	09/15/09	005900211	79430	28,280	51,060	(22,780)	-80.6%	COPR	HORWITH	CHUX235
08/18/09	09/15/09	005900212	79431	69,280	48,960	20,320	29.3%	COPR	HORWITH	JTLX4058

HONEYWELL SA-7 USE HAZARDOUS WASTE TRACKING (2006)										
Date Shipped	Date of Return Manifest	State Manifest	Man. Doc #	Facilty Manifest Weight (lbs)	Estimated Weight (lbs)	Manifest - Estimate (lbs)	Manifest - Estimate (%)	Material	Transporter	RAILCAR #
08/18/09	09/15/09	005900213	79432	68,620	51,720	16,900	24.6%	COPR	HORWITH	CHUX235
08/18/09	09/15/09	005900214	79433	27,520	52,040	(24,520)	-89.1%	COPR	HORWITH	CHUX235
08/18/09	09/15/09	005900215	79434	14,020	50,280	(36,260)	-258.6%	COPR	HORWITH	JTLX4058
08/18/09	09/15/09	005900216	79435	66,260	50,660	15,600	23.5%	COPR	HORWITH	JTLX4058
08/18/09	09/15/09	005900217	79436	46,520	50,060	(3,540)	-7.6%	COPR	HORWITH	JTLX4058
08/18/09	09/15/09	005900218	79437	64,100	50,440	13,660	21.3%	COPR	HORWITH	CITX300154
08/18/09	09/15/09	005900219	79438	77,060	51,860	25,200	32.7%	COPR	HORWITH	JTLX30129
08/18/09	09/15/09	005900220	79439	68,920	50,100	18,820	27.3%	COPR	HORWITH	CITX300154
08/18/09	09/15/09	005900221	79440	31,940	50,880	(18,940)	-59.3%	COPR	HORWITH	CITX300154
08/18/09	09/15/09	005900222	79441	31,920	51,700	(19,780)	-62.0%	COPR	HORWITH	CITX300154
08/18/09	09/15/09	005900223	79442	47,900	52,020	(4,120)	-8.6%	COPR	HORWITH	JTLX30129
08/18/09	09/15/09	005900224	79443	65,360	50,460	14,900	22.8%	COPR	HORWITH	JTLX30129
08/18/09	09/15/09	005900225	79444	68,500	50,420	18,040	26.3%	COPR	HORWITH	CITX300108
08/18/09	09/15/09	005900226	79445	12,220	50,300	(38,080)	-311.6%	COPR	HORWITH	JTLX30129
08/18/09	09/15/09	005900227	79446	76,620	49,580	27,040	35.3%	COPR	HORWITH	CITX300108
08/19/09	09/15/09	005900228	79447	12,160	49,580	(37,420)	-307.7%	COPR	HORWITH	CIGX800704
08/19/09	09/15/09	005900229	79448	64,900	48,840	16,060	24.7%	COPR	HORWITH	CIGX800704
08/19/09	09/15/09	005900230	79449	76,340	48,980	27,360	35.8%	COPR	HORWITH	CIGX800704
08/19/09	09/15/09	005900231	79450	31,900	50,960	(19,060)	-59.7%	COPR	HORWITH	CIGX800705
08/19/09	09/15/09	005900232	79451	40,540	50,780	(10,240)	-25.3%	COPR	HORWITH	CIGX800704
08/19/09	09/15/09	005900233	79452	64,140	50,400	13,740	21.4%	COPR	HORWITH	CIGX800705
08/19/09	09/15/09	005900234	79453	68,900	49,440	19,460	28.2%	COPR	HORWITH	CIGX800705
08/19/09	09/15/09	005900235	79454	31,900	50,140	(18,240)	-57.2%	COPR	HORWITH	CIGX800705
08/19/09	09/15/09	005900236	79455	45,600	50,020	(4,420)	-9.7%	COPR	HORWITH	CIGX800710
08/19/09	09/15/09	005900237	79456	67,740	49,640	18,100	26.7%	COPR	HORWITH	CIGX800710
08/19/09	09/15/09	005900238	79457	67,980	51,200	16,780	24.7%	COPR	HORWITH	CIGX800710
08/19/09	09/15/09	005900239	79458	14,820	50,420	(35,600)	-240.2%	COPR	HORWITH	CIGX800710
08/19/09	09/15/09	005900240	79459	27,560	48,640	(21,080)	-76.5%	COPR	HORWITH	CIGX800706
08/19/09	09/15/09	005900241	79460	65,980	49,240	16,740	25.4%	COPR	HORWITH	CIGX800706
08/19/09	09/15/09	005900242	79461	76,660	49,920	26,740	34.9%	COPR	HORWITH	CIGX800706
08/19/09	09/15/09	005900243	79462	26,960	51,740	(24,780)	-91.9%	COPR	HORWITH	CIGX800706
08/19/09	09/15/09	005900244	79463	10,680	50,760	(40,080)	-375.3%	COPR	HORWITH	CIGX800707
08/19/09	09/15/09	005900245	79464	76,380	48,040	28,340	37.1%	COPR	HORWITH	CIGX800707
08/19/09	09/15/09	005900246	79465	67,260	49,720	17,540	26.1%	COPR	HORWITH	CIGX800707
08/19/09	09/15/09	005900247	79466	38,060	49,360	(11,300)	-29.7%	COPR	HORWITH	CIGX800707
08/19/09	09/15/09	005900248	79467	26,080	50,940	(24,860)	-95.3%	COPR	HORWITH	CITX300108
08/19/09	09/15/09	005900249	79468	26,100	48,600	(22,500)	-86.2%	COPR	HORWITH	CITX300108
08/19/09	09/15/09	005900250	79469	55,360	50,060	5,300	9.6%	COPR	HORWITH	CITX300102
08/19/09	09/15/09	005900251	79470	65,860	50,220	15,640	23.7%	COPR	HORWITH	CITX300102
08/19/09	09/15/09	005900252	79471	38,560	51,420	(12,860)	-33.4%	COPR	HORWITH	CITX300102
08/19/09	09/15/09	005900253	79472	38,560	51,840	(13,280)	-34.4%	COPR	HORWITH	CITX300102
08/19/09	09/15/09	005900254	79473	46,980	52,220	(5,240)	-11.2%	COPR	HORWITH	JTLX30172
08/19/09	09/15/09	005900255	79474	76,280	52,220	24,060	31.5%	COPR	HORWITH	JTLX30172
08/19/09	09/15/09	005900256	79475	67,600	49,780	17,820	26.4%	COPR	HORWITH	JTLX30172
08/19/09	09/15/09	005900257	79476	10,540	49,200	(38,660)	-366.8%	COPR	HORWITH	JTLX30172
08/19/09	09/21/09	005900258	79477	75,980	50,540	25,440	33.5%	COPR	HORWITH	CIGX300709
08/19/09	09/21/09	005900259	79478	66,460	49,380	17,080	25.7%	COPR	HORWITH	CIGX300709
08/19/09	09/21/09	005900260	79479	27,200	51,520	(24,320)	-89.4%	COPR	HORWITH	CIGX300709
08/19/09	09/21/09	005900261	79480	27,200	51,820	(24,620)	-90.5%	COPR	HORWITH	CIGX300709
08/19/09	09/21/09	005900262	79481	42,180	51,680	(9,500)	-22.5%	COPR	HORWITH	CHUX199
08/19/09	09/21/09	005900263	79482	66,920	49,980	16,940	25.3%	COPR	HORWITH	CHUX199
08/19/09	09/21/09	005900264	79483	68,460	48,360	20,100	29.4%	COPR	HORWITH	CHUX199
08/19/09	09/21/09	005900265	79484	22,000	52,500	(30,500)	-138.6%	COPR	HORWITH	CHUX199
08/19/09	09/21/09	005900266	79485	76,400	49,000	27,400	35.9%	COPR	HORWITH	CHUX315
08/19/09	09/21/09	005900267	79486	55,940	49,640	6,300	11.3%	COPR	HORWITH	CEFX35245
08/19/09	09/21/09	005900268	79487	68,180	48,420	19,760	29.0%	COPR	HORWITH	CEFX35245
08/19/09	09/21/09	005900269	79488	22,840	50,900	(28,060)	-122.9%	COPR	HORWITH	CHUX315
08/19/09	09/21/09	005900270	79489	76,140	49,380	26,760	35.1%	COPR	HORWITH	CHUX315
08/19/09	09/21/09	005900271	79490	22,820	49,880	(27,060)	-118.6%	COPR	HORWITH	CHUX315
08/19/09	09/21/09	005900272	79491	34,420	51,800	(17,380)	-50.5%	COPR	HORWITH	CEFX35245
08/19/09	09/21/09	005900273	79492	34,400	52,440	(18,040)	-52.4%	COPR	HORWITH	CEFX35245
08/19/09	09/21/09	005900274	79493	53,840	52,240	1,600	3.0%	COPR	HORWITH	CEFX35809
08/19/09	09/21/09	005900275	79494	66,820	51,960	14,860	22.2%	COPR	HORWITH	CEFX35809
08/19/09	09/21/09	005900276	79495	65,800	48,100	17,700	26.9%	COPR	HORWITH	CEFX35809
08/19/09	09/21/09	005900277	79496	11,460	49,500	(38,040)	-331.9%	COPR	HORWITH	CEFX35809
08/19/09	09/21/09	005900278	79497	19,360	48,460	(29,100)	-150.3%	COPR	HORWITH	CIGX800701
08/19/09	09/21/09	005900279	79498	76,560	50,460	26,100	34.1%	COPR	HORWITH	CIGX800701
08/19/09	09/21/09	005900280	79499	76,060	49,160	26,900	35.4%	COPR	HORWITH	CIGX800701
08/19/09	09/21/09	005900281	79500	21,980	50,740	(28,760)	-130.8%	COPR	HORWITH	CIGX800701
08/19/09	09/21/09	005900282	79501	11,140	49,000	(37,860)	-339.9%	COPR	HORWITH	CIGX800700
08/19/09	09/21/09	005900283	79502	67,300	49,720	17,580	26.1%	COPR	HORWITH	CIGX800700
08/19/09	09/21/09	005900284	79503	68,160	50,160	18,000	26.4%	COPR	HORWITH	CIGX800700
08/19/09	09/21/09	005900285	79504	49,780	50,800	(1,020)	-2.0%	COPR	HORWITH	CIGX800700
08/19/09	09/21/09	005900286	79505	63,180	51,840	11,340	17.9%	COPR	HORWITH	CITX300130

Honeywell

HONEYWELL SA-7 USE HAZARDOUS WASTE TRACKING (2006)										
Date Shipped	Date of Return Manifest	State Manifest	Man. Doc #	Facilty Manifest Weight (lbs)	Estimated Weight (lbs)	Manifest - Estimate (lbs)	Manifest - Estimate (%)	Material	Transporter	RAILCAR #
08/19/09	09/21/09	005900287	79506	78,080	49,000	29,080	37.2%	COPR	HORWITH	CITX300130
08/19/09	09/21/09	005900288	79507	28,700	50,440	(21,740)	-75.7%	COPR	HORWITH	CITX300130
08/19/09	09/21/09	005900289	79508	28,700	50,020	(21,320)	-74.3%	COPR	HORWITH	CITX300130
08/20/09	09/21/09	005900290	79509	21,260	50,920	(29,660)	-139.5%	COPR	HORWITH	NDYX320472
08/20/09	09/21/09	005900291	79510	68,760	49,600	19,160	27.9%	COPR	HORWITH	NDYX320472
08/20/09	09/21/09	005900292	79511	68,040	49,640	18,400	27.0%	COPR	HORWITH	NDYX320472
08/20/09	09/21/09	005900293	79512	38,020	49,500	(11,480)	-30.2%	COPR	HORWITH	NDYX320472
08/20/09	09/21/09	005900294	79513	60,840	49,620	11,220	18.4%	COPR	HORWITH	JTLX30169
08/20/09	09/21/09	005900295	79514	67,900	49,480	18,420	27.1%	COPR	HORWITH	JTLX30169
08/20/09	09/21/09	005900296	79515	34,060	50,900	(16,840)	-49.4%	COPR	HORWITH	JTLX30169
08/20/09	09/21/09	005900297	79516	34,060	50,480	(16,420)	-48.2%	COPR	HORWITH	JTLX30169
08/20/09	09/21/09	005900298	79517	61,100	50,140	10,960	17.9%	COPR	HORWITH	CHUX247
08/20/09	09/21/09	005900299	79518	65,860	49,760	16,100	24.4%	COPR	HORWITH	CHUX247
08/20/09	09/21/09	005900300	79519	65,360	51,320	14,040	21.5%	COPR	HORWITH	CHUX247
08/20/09	09/21/09	005900301	79520	6,760	50,340	(43,580)	-644.7%	COPR	HORWITH	CHUX247
08/20/09	09/21/09	005900302	79521	21,680	50,600	(28,920)	-133.4%	COPR	HORWITH	NDYX320346
08/20/09	09/21/09	005900303	79522	68,260	49,740	18,520	27.1%	COPR	HORWITH	NDYX320346
08/20/09	09/21/09	005900304	79523	67,880	48,800	19,080	28.1%	COPR	HORWITH	NDYX320346
08/20/09	09/21/09	005900305	79524	37,500	51,580	(14,080)	-37.5%	COPR	HORWITH	NDYX320346
08/20/09	09/21/09	005900306	79525	68,720	50,120	18,600	27.1%	COPR	HORWITH	JTLX30122
08/20/09	09/21/09	005900307	79526	76,800	50,120	26,680	34.7%	COPR	HORWITH	JTLX30122
08/20/09	09/21/09	005900308	79527	23,680	48,320	(24,640)	-104.1%	COPR	HORWITH	JTLX30122
08/20/09	09/21/09	005900309	79528	23,660	49,720	(26,060)	-110.1%	COPR	HORWITH	JTLX30122
08/20/09	09/21/09	005900310	79529	37,140	49,580	(12,440)	-33.5%	COPR	HORWITH	JTLX30137
08/20/09	09/21/09	005900311	79530	76,280	48,600	27,680	36.3%	COPR	HORWITH	JTLX30137
08/20/09	09/21/09	005900312	79531	75,880	51,500	24,380	32.1%	COPR	HORWITH	JTLX30137
08/20/09	09/21/09	005900313	79532	7,420	50,380	(42,960)	-579.0%	COPR	HORWITH	JTLX30137
08/20/09	09/21/09	005900314	79533	67,940	51,300	16,640	24.5%	COPR	HORWITH	CHUX324
08/20/09	09/21/09	005900315	79534	24,760	49,840	(25,080)	-101.3%	COPR	HORWITH	CHUX324
08/20/09	09/21/09	005900316	79535	76,780	51,820	24,960	32.5%	COPR	HORWITH	CHUX324
08/20/09	09/21/09	005900317	79536	28,020	51,220	(23,200)	-82.8%	COPR	HORWITH	CHUX324
08/20/09	09/21/09	005900318	79537	10,120	50,480	(40,360)	-398.8%	COPR	HORWITH	NDYX320343
08/20/09	09/21/09	005900319	79538	67,000	48,420	18,580	27.7%	COPR	HORWITH	NDYX320343
08/20/09	09/21/09	005900320	79539	77,240	50,300	26,940	34.9%	COPR	HORWITH	NDYX320343
08/20/09	09/21/09	005900321	79540	46,560	50,420	(3,860)	-8.3%	COPR	HORWITH	CHUX151
08/20/09	09/21/09	005900322	79541	77,780	49,240	28,540	36.7%	COPR	HORWITH	CHUX151
08/20/09	09/21/09	005900323	79542	67,620	49,720	17,900	26.5%	COPR	HORWITH	CHUX151
08/20/09	09/21/09	005900324	79543	3,380	51,300	(47,920)	-1417.8%	COPR	HORWITH	CHUX151
08/20/09	09/21/09	005900325	79544	34,920	51,740	(16,820)	-48.2%	COPR	HORWITH	JTLX262
08/20/09	09/21/09	005900326	79545	67,860	51,380	16,480	24.3%	COPR	HORWITH	JTLX262
08/20/09	09/21/09	005900327	79546	67,420	49,960	17,460	25.9%	COPR	HORWITH	JTLX262
08/20/09	09/21/09	005900328	79547	31,040	49,120	(18,080)	-58.2%	COPR	HORWITH	JTLX262
08/20/09	09/21/09	005900329	79548	47,060	49,640	(2,580)	-5.5%	COPR	HORWITH	CEFX35829
08/20/09	09/21/09	005900330	79549	76,660	49,660	27,000	35.2%	COPR	HORWITH	CEFX35829
08/20/09	09/21/09	005900331	79550	68,920	51,800	17,120	24.8%	COPR	HORWITH	CEFX35829
08/20/09	09/21/09	005900332	79551	7,560	52,260	(44,700)	-591.3%	COPR	HORWITH	CEFX35829
08/20/09	09/21/09	005900333	79552	33,760	50,780	(17,020)	-50.4%	COPR	HORWITH	CHUX257
08/20/09	09/21/09	005900334	79553	65,820	49,160	16,660	25.3%	COPR	HORWITH	CHUX257
08/20/09	09/21/09	005900335	79554	67,320	51,140	16,180	24.0%	COPR	HORWITH	CHUX257
08/20/09	09/21/09	005900336	79555	30,100	51,260	(21,160)	-70.3%	COPR	HORWITH	CHUX257
08/20/09	09/21/09	005900337	79556	66,980	49,800	17,180	25.6%	COPR	HORWITH	CHUX163
08/20/09	09/21/09	005900338	79557	36,380	50,080	(13,700)	-37.7%	COPR	HORWITH	CHUX163
08/20/09	09/21/09	005900339	79558	66,060	51,260	14,800	22.4%	COPR	HORWITH	CHUX163
08/20/09	09/21/09	005900340	79559	26,320	49,040	(22,720)	-86.3%	COPR	HORWITH	CHUX163
08/20/09	09/21/09	005900341	79560	38,720	51,000	(12,280)	-31.7%	COPR	HORWITH	CHUX164
08/20/09	09/21/09	005900342	79561	68,940	52,420	16,520	24.0%	COPR	HORWITH	CHUX164
08/20/09	09/21/09	005900343	79562	65,800	51,780	14,020	21.3%	COPR	HORWITH	CHUX164
08/20/09	09/21/09	005900344	79563	30,960	51,280	(20,320)	-65.6%	COPR	HORWITH	CHUX164
08/20/09	09/21/09	005900345	79564	38,700	50,940	(12,240)	-31.6%	COPR	HORWITH	NDYX320343
08/20/09	09/21/09	005900346	79565	64,120	50,880	13,240	20.6%	COPR	HORWITH	CHUX134
08/20/09	09/21/09	005900347	79566	77,260	49,620	27,640	35.8%	COPR	HORWITH	CHUX134
08/20/09	09/21/09	005900348	79567	27,860	49,460	(21,600)	-77.5%	COPR	HORWITH	CHUX134
08/20/09	09/21/09	005900349	79568	27,860	51,160	(23,300)	-83.6%	COPR	HORWITH	CHUX134
08/20/09	09/21/09	005900350	79569	27,520	51,580	(24,060)	-87.4%	COPR	HORWITH	CHUX204
08/20/09	09/21/09	005900351	79570	67,620	49,880	17,740	26.2%	COPR	HORWITH	CHUX204
08/21/09	09/21/09	005900352	79571	40,620	50,020	(9,400)	-23.1%	COPR	HORWITH	JTLX30157
08/21/09	09/21/09	005900353	79572	77,820	48,460	29,360	37.7%	COPR	HORWITH	JTLX30157
08/21/09	09/21/09	005900354	79573	67,200	50,920	16,280	24.2%	COPR	HORWITH	JTLX30157
08/21/09	09/21/09	005900355	79574	8,500	48,940	(40,440)	-475.8%	COPR	HORWITH	JTLX30157
08/21/09	09/21/09	005900356	79575	49,020	49,020	0	0.0%	COPR	HORWITH	CEFX35836
08/21/09	09/21/09	005900357	79576	69,220	48,940	20,280	29.3%	COPR	HORWITH	CEFX35836
08/21/09	09/21/09	005900358	79577	67,500	48,800	18,700	27.7%	COPR	HORWITH	CEFX35836
08/21/09	09/21/09	005900359	79578	8,620	51,580	(42,960)	-498.4%	COPR	HORWITH	CEFX35836
08/21/09	09/21/09	005900360	79579	30,500	50,420	(19,920)	-65.3%	COPR	HORWITH	CHUX271

Honeywell

HONEYWELL SA-7 USE HAZARDOUS WASTE TRACKING (2006)										
Date Shipped	Date of Return Manifest	State Manifest	Man. Doc #	Facilty Manifest Weight (lbs)	Estimated Weight (lbs)	Manifest - Estimate (lbs)	Manifest - Estimate (%)	Material	Transporter	RAILCAR #
08/21/09	09/21/09	005900361	79580	67,420	48,920	18,500	27.4%	COPR	HORWITH	CHUX271
08/21/09	09/21/09	005900362	79581	76,500	51,120	25,380	33.2%	COPR	HORWITH	CHUX271
08/21/09	09/21/09	005900363	79582	25,400	50,540	(25,140)	-99.0%	COPR	HORWITH	CHUX271
08/21/09	09/21/09	005900364	79583	30,440	51,040	(20,600)	-67.7%	COPR	HORWITH	CHUX312
08/21/09	09/21/09	005900365	79584	66,640	51,320	15,320	23.0%	COPR	HORWITH	CHUX312
08/21/09	09/21/09	005900366	79585	66,640	50,780	15,860	23.8%	COPR	HORWITH	CHUX312
08/21/09	09/21/09	005900367	79586	37,260	50,360	(13,100)	-35.2%	COPR	HORWITH	CHUX312
08/21/09	09/21/09	005900368	79587	69,660	49,080	20,580	29.5%	COPR	HORWITH	CITX300131
08/21/09	09/21/09	005900369	79588	77,820	50,340	27,480	35.3%	COPR	HORWITH	CITX300131
08/21/09	09/21/09	005900370	79589	22,020	48,000	(25,980)	-118.0%	COPR	HORWITH	CITX300131
08/21/09	09/21/09	005900371	79590	22,000	49,720	(27,720)	-126.0%	COPR	HORWITH	CITX300131
08/21/09	09/15/09	005900372	79591	70,460	49,800	20,660	29.3%	COPR	HORWITH	JTLX185
08/21/09	09/15/09	005900373	79592	77,120	49,860	27,260	35.3%	COPR	HORWITH	JTLX185
08/21/09	09/15/09	005900374	79593	24,620	50,680	(26,060)	-105.8%	COPR	HORWITH	JTLX185
08/21/09	09/15/09	005900375	79594	24,620	51,480	(26,860)	-109.1%	COPR	HORWITH	JTLX185
08/21/09	09/15/09	005900376	79595	56,640	49,460	7,180	12.7%	COPR	HORWITH	CITX300028
08/21/09	09/15/09	005900377	79596	67,520	49,260	18,260	27.0%	COPR	HORWITH	CITX300028
08/21/09	09/15/09	005900378	79597	67,980	50,240	17,740	26.1%	COPR	HORWITH	CITX300028
08/21/09	09/15/09	005900379	79598	6,960	50,980	(44,020)	-632.5%	COPR	HORWITH	CITX300028
08/21/09	09/21/09	005900380	79599	64,600	50,320	14,280	22.1%	COPR	HORWITH	JTLX30135
08/21/09	09/21/09	005900381	79600	67,860	49,740	18,120	26.7%	COPR	HORWITH	JTLX30135
08/21/09	09/21/09	005900382	79601	32,480	49,680	(17,200)	-53.0%	COPR	HORWITH	JTLX30135
08/21/09	09/15/09	005900383	79602	45,360	49,380	(4,020)	-8.9%	COPR	HORWITH	CHUX119
08/21/09	09/21/09	005900384	79603	65,340	50,620	14,720	22.5%	COPR	HORWITH	NDYX320342
08/21/09	09/15/09	005900385	79604	68,980	49,340	19,640	28.5%	COPR	HORWITH	CHUX119
08/21/09	09/15/09	005900386	79605	68,620	49,120	19,500	28.4%	COPR	HORWITH	CHUX119
08/21/09	09/15/09	005900387	79606	10,780	52,260	(41,480)	-384.8%	COPR	HORWITH	CHUX119
08/21/09	09/21/09	005900388	79607	13,540	50,680	(37,140)	-274.3%	COPR	HORWITH	NDYX320342
08/21/09	09/21/09	005900389	79608	76,260	51,120	25,140	33.0%	COPR	HORWITH	NDYX320342
08/21/09	09/21/09	005900390	79609	39,400	48,300	(8,900)	-22.6%	COPR	HORWITH	NDYX320342
08/21/09	09/21/09	005900391	79610	67,580	49,360	18,220	27.0%	COPR	HORWITH	CHUX149
08/21/09	09/21/09	005900392	79611	76,380	49,340	27,040	35.4%	COPR	HORWITH	CHUX149
08/21/09	09/21/09	005900393	79612	27,080	49,080	(22,000)	-81.2%	COPR	HORWITH	CHUX149
08/21/09	09/21/09	005900394	79613	27,080	52,600	(25,520)	-94.2%	COPR	HORWITH	CHUX149
08/21/09	09/21/09	005900395	79614	32,500	50,020	(17,520)	-53.9%	COPR	HORWITH	JTLX30135
08/21/09	09/15/09	005900396	79615	20,900	52,300	(31,400)	-150.2%	COPR	HORWITH	JTLX166
08/21/09	09/15/09	005900397	79616	67,380	48,240	19,140	28.4%	COPR	HORWITH	JTLX166
08/21/09	09/15/09	005900398	79617	77,320	48,180	29,140	37.7%	COPR	HORWITH	JTLX166
08/21/09	09/15/09	005900399	79618	31,520	51,120	(19,600)	-62.2%	COPR	HORWITH	JTLX166
08/21/09	09/15/09	005900400	79619	32,160	49,500	(17,340)	-53.9%	COPR	HORWITH	CHUX264
08/21/09	09/15/09	005900401	79620	68,760	50,140	18,620	27.1%	COPR	HORWITH	CHUX264
08/21/09	09/15/09	005900402	79621	76,380	49,920	26,460	34.6%	COPR	HORWITH	CHUX264
08/21/09	09/15/09	005900403	79622	18,280	50,360	(32,080)	-175.5%	COPR	HORWITH	CHUX264
08/21/09	09/15/09	005900404	79623	27,040	48,540	(21,500)	-79.5%	COPR	HORWITH	CHUX167
08/21/09	09/15/09	005900405	79624	65,180	50,480	14,700	22.6%	COPR	HORWITH	CHUX167
08/21/09	09/15/09	005900406	79625	65,740	49,800	15,940	24.2%	COPR	HORWITH	CHUX167
08/21/09	09/15/09	005900407	79626	44,400	51,600	(7,200)	-16.2%	COPR	HORWITH	CHUX167
08/21/09	09/21/09	005900408	79627	43,260	49,020	(5,760)	-13.3%	COPR	HORWITH	JTLX30116
08/21/09	09/21/09	005900409	79628	65,540	49,700	15,840	24.2%	COPR	HORWITH	JTLX30116
08/21/09	09/21/09	005900410	79629	76,660	49,000	27,660	36.1%	COPR	HORWITH	JTLX30116
08/21/09	09/21/09	005900411	79630	11,400	52,280	(40,880)	-358.6%	COPR	HORWITH	JTLX30116
08/21/09	09/21/09	005900412	79631	77,240	50,460	26,780	34.7%	COPR	HORWITH	CHUX204
08/21/09	09/21/09	005900413	79632	27,580	49,040	(21,460)	-77.8%	COPR	HORWITH	CHUX204
08/24/09	09/28/09	005900414	79633	37,020	48,360	(11,340)	-30.6%	COPR	HORWITH	CHUX310
08/24/09	09/28/09	005900415	79634	65,600	50,020	15,580	23.8%	COPR	HORWITH	CHUX310
08/24/09	09/28/09	005900416	79635	65,560	51,820	13,740	21.0%	COPR	HORWITH	CHUX310
08/24/09	09/28/09	005900417	79636	27,500	48,360	(20,860)	-75.9%	COPR	HORWITH	CHUX310
08/24/09	09/28/09	005900418	79637	75,920	51,000	24,920	32.8%	COPR	HORWITH	CHUX263
08/24/09	09/28/09	005900419	79638	75,600	51,540	24,060	31.8%	COPR	HORWITH	CHUX263
08/24/09	09/28/09	005900420	79639	28,140	51,180	(23,040)	-81.9%	COPR	HORWITH	CHUX263
08/24/09	09/28/09	005900421	79640	76,600	50,100	26,500	34.6%	COPR	HORWITH	CEFX35824
08/24/09	09/28/09	005900422	79641	28,140	52,280	(24,140)	-85.8%	COPR	HORWITH	CHUX263
08/24/09	09/28/09	005900423	79642	52,100	51,940	160	0.3%	COPR	HORWITH	CHUX251
08/24/09	09/28/09	005900424	79643	76,420	50,960	25,460	33.3%	COPR	HORWITH	CHUX251
08/24/09	09/28/09	005900425	79644	34,180	51,080	(16,900)	-49.4%	COPR	HORWITH	CHUX251
08/24/09	09/28/09	005900426	79645	34,200	51,720	(17,520)	-51.2%	COPR	HORWITH	CHUX251
08/24/09	09/28/09	005900427	79646	46,540	50,860	(4,320)	-9.3%	COPR	HORWITH	CEFX35804
08/24/09	09/28/09	005900428	79647	65,080	49,680	15,400	23.7%	COPR	HORWITH	CEFX35804
08/24/09	09/28/09	005900429	79648	67,060	50,780	16,280	24.3%	COPR	HORWITH	CEFX35804
08/24/09	09/28/09	005900430	79649	10,720	49,300	(38,580)	-359.9%	COPR	HORWITH	CEFX35824
08/24/09	09/28/09	005900431	79650	15,560	48,260	(32,700)	-210.2%	COPR	HORWITH	CEFX35804
08/24/09	09/28/09	005900432	79651	76,600	51,700	24,900	32.5%	COPR	HORWITH	CEFX35824
08/24/09	09/28/09	005900433	79652	31,540	49,280	(17,740)	-56.2%	COPR	HORWITH	CEFX35824
08/24/09	09/28/09	005900434	79653	14,500	50,540	(36,040)	-248.6%	COPR	HORWITH	CITX300111

HONEYWELL SA-7 USE HAZARDOUS WASTE TRACKING (2006)										
Date Shipped	Date of Return Manifest	State Manifest	Man. Doc #	Facilty Manifest Weight (lbs)	Estimated Weight (lbs)	Manifest - Estimate (lbs)	Manifest - Estimate (%)	Material	Transporter	RAILCAR #
08/24/09	09/28/09	005900435	79654	75,740	49,640	26,100	34.5%	COPR	HORWITH	CITX300111
08/24/09	09/28/09	005900436	79655	68,340	48,020	20,320	29.7%	COPR	HORWITH	CITX300111
08/24/09	09/28/09	005900437	79656	39,240	50,500	(11,260)	-28.7%	COPR	HORWITH	CITX300111
08/24/09	09/28/09	005900438	79657	68,280	48,100	20,180	29.6%	COPR	HORWITH	CITX300158
08/24/09	09/28/09	005900439	79658	62,760	50,120	12,640	20.1%	COPR	HORWITH	CITX300158
08/24/09	09/28/09	005900440	79659	30,900	50,180	(19,280)	-62.4%	COPR	HORWITH	CITX300158
08/24/09	09/28/09	005900441	79660	30,920	49,280	(18,360)	-59.4%	COPR	HORWITH	CITX300158
08/24/09	09/28/09	005900442	79661	43,020	49,740	(6,720)	-15.6%	COPR	HORWITH	CHUX141
08/24/09	09/28/09	005900443	79662	67,400	48,960	18,440	27.4%	COPR	HORWITH	CHUX141
08/24/09	09/28/09	005900444	79663	68,000	50,480	17,520	25.8%	COPR	HORWITH	CHUX141
08/24/09	09/28/09	005900445	79664	35,180	49,660	(14,480)	-41.2%	COPR	HORWITH	JTLX267
08/24/09	09/28/09	005900446	79665	13,780	48,900	(35,120)	-254.9%	COPR	HORWITH	CHUX141
08/24/09	09/28/09	005900447	79666	69,000	50,460	18,540	26.9%	COPR	HORWITH	JTLX267
08/24/09	09/28/09	005900448	79667	65,380	49,820	15,560	23.8%	COPR	HORWITH	JTLX267
08/24/09	09/28/09	005900449	79668	22,160	50,820	(28,660)	-129.3%	COPR	HORWITH	JTLX267
08/24/09	09/28/09	005900450	79669	9,980	51,060	(41,080)	-411.6%	COPR	HORWITH	CEFX35819
08/24/09	09/28/09	005900451	79670	76,320	49,640	26,680	35.0%	COPR	HORWITH	CEFX35819
08/24/09	09/28/09	005900452	79671	75,860	50,940	24,920	32.8%	COPR	HORWITH	CEFX35819
08/24/09	09/28/09	005900453	79672	36,300	50,620	(14,320)	-39.4%	COPR	HORWITH	CEFX35819
08/24/09	09/28/09	005900454	79673	55,020	50,460	4,560	8.3%	COPR	HORWITH	JTLX274
08/24/09	09/28/09	005900455	79674	76,520	50,400	26,120	34.1%	COPR	HORWITH	JTLX274
08/24/09	09/28/09	005900456	79675	31,960	48,160	(16,200)	-50.7%	COPR	HORWITH	JTLX274
08/24/09	09/28/09	005900457	79676	68,620	50,760	17,860	26.0%	COPR	HORWITH	JTLX240
08/24/09	09/28/09	005900458	79677	31,940	50,440	(18,500)	-57.9%	COPR	HORWITH	JTLX274
08/24/09	09/28/09	005900459	79678	66,440	50,420	16,020	24.1%	COPR	HORWITH	JTLX240
08/24/09	09/28/09	005900460	79679	32,820	50,680	(17,860)	-54.4%	COPR	HORWITH	JTLX240
08/24/09	09/28/09	005900461	79680	32,820	50,840	(18,020)	-54.9%	COPR	HORWITH	JTLX240
08/24/09	09/28/09	005900462	79681	39,560	51,600	(12,040)	-30.4%	COPR	HORWITH	CHUX297
08/24/09	09/28/09	005900463	79682	67,360	50,340	17,020	25.3%	COPR	HORWITH	CHUX297
08/24/09	09/28/09	005900464	79683	76,680	51,160	25,520	33.3%	COPR	HORWITH	CHUX297
08/24/09	09/28/09	005900465	79684	13,760	51,000	(37,240)	-270.6%	COPR	HORWITH	CHUX297
08/24/09	09/28/09	005900466	79685	12,180	49,060	(36,880)	-302.8%	COPR	HORWITH	CEFX35246
08/24/09	09/28/09	005900467	79686	67,400	49,460	17,940	26.6%	COPR	HORWITH	CEFX35246
08/24/09	09/28/09	005900468	79687	76,960	49,780	27,180	35.3%	COPR	HORWITH	CEFX35246
08/24/09	09/28/09	005900469	79688	41,280	49,160	(7,880)	-19.1%	COPR	HORWITH	CEFX35246
08/25/09	09/28/09	005900470	79689	55,180	50,220	4,960	9.0%	COPR	HORWITH	CHUX187
08/25/09	09/28/09	005900471	79690	65,420	51,380	14,040	21.5%	COPR	HORWITH	CHUX187
08/25/09	09/28/09	005900472	79691	67,940	49,660	18,280	26.9%	COPR	HORWITH	CHUX187
08/25/09	09/28/09	005900473	79692	9,520	50,620	(41,100)	-431.7%	COPR	HORWITH	CHUX187
08/25/09	09/28/09	005900474	79693	37,700	49,360	(11,660)	-30.9%	COPR	HORWITH	JTLX30138
08/25/09	09/28/09	005900475	79694	76,820	50,240	26,580	34.6%	COPR	HORWITH	JTLX30138
08/25/09	09/28/09	005900476	79695	65,760	50,100	15,660	23.8%	COPR	HORWITH	JTLX30138
08/25/09	09/28/09	005900477	79696	10,500	50,740	(40,240)	-383.2%	COPR	HORWITH	JTLX30138
08/25/09	09/21/09	005900478	79697	76,140	49,440	26,700	35.1%	COPR	HORWITH	CHUX248
08/25/09	09/21/09	005900479	79698	75,940	49,320	26,620	35.1%	COPR	HORWITH	CHUX248
08/25/09	09/21/09	005900480	79699	21,700	51,180	(29,480)	-135.9%	COPR	HORWITH	CHUX248
08/25/09	09/21/09	005900481	79700	21,700	49,540	(27,840)	-128.3%	COPR	HORWITH	CHUX248
08/25/09	09/21/09	005900482	79701	35,240	50,200	(14,960)	-42.5%	COPR	HORWITH	CHUX276
08/25/09	09/21/09	005900483	79702	76,540	50,220	26,320	34.4%	COPR	HORWITH	CHUX276
08/25/09	09/21/09	005900484	79703	68,740	49,360	19,380	28.2%	COPR	HORWITH	CHUX276
08/25/09	09/21/09	005900485	79704	19,000	51,160	(32,160)	-169.3%	COPR	HORWITH	CHUX276
08/25/09	09/28/09	005900486	79705	22,880	50,020	(27,140)	-118.6%	COPR	HORWITH	CHUX125
08/25/09	09/28/09	005900487	79706	66,580	51,100	15,480	23.3%	COPR	HORWITH	CHUX125
08/25/09	09/28/09	005900488	79707	66,640	50,500	16,140	24.2%	COPR	HORWITH	CHUX125
08/25/09	09/28/09	005900489	79708	41,380	49,320	(7,940)	-19.2%	COPR	HORWITH	CHUX125
08/25/09	09/21/09	005900490	79709	76,460	51,600	24,860	32.5%	COPR	HORWITH	CEFX35834
08/25/09	09/21/09	005900491	79710	76,360	50,180	26,180	34.3%	COPR	HORWITH	CEFX35834
08/25/09	09/21/09	005900492	79711	26,680	52,340	(25,660)	-96.2%	COPR	HORWITH	CEFX35834
08/25/09	09/21/09	005900493	79712	26,680	51,180	(24,500)	-91.8%	COPR	HORWITH	CEFX35834
08/25/09	09/28/09	005900494	79713	39,980	51,820	(11,840)	-29.6%	COPR	HORWITH	CITX300155
08/25/09	09/28/09	005900495	79714	67,100	49,500	17,600	26.2%	COPR	HORWITH	CITX300155
08/25/09	09/28/09	005900496	79715	65,480	48,960	16,520	25.2%	COPR	HORWITH	CITX300155
08/25/09	09/21/09	005900497	79716	66,100	50,160	15,940	24.1%	COPR	HORWITH	CHUX321
08/25/09	09/21/09	005900498	79717	67,260	51,420	15,840	23.6%	COPR	HORWITH	CHUX321
08/25/09	09/21/09	005900499	79718	34,120	51,140	(17,020)	-49.9%	COPR	HORWITH	CHUX321
08/25/09	09/21/09	005900500	79719	34,100	49,940	(15,840)	-46.5%	COPR	HORWITH	CHUX321
08/25/09	09/21/09	005900504	79720	54,240	50,400	3,840	7.1%	COPR	HORWITH	CHUX301
08/25/09	09/21/09	005900505	79721	76,300	52,540	23,760	31.1%	COPR	HORWITH	CHUX301
08/25/09	09/21/09	005900506	79722	33,780	49,040	(15,260)	-45.2%	COPR	HORWITH	CHUX301
08/25/09	09/21/09	005900507	79723	33,800	52,120	(18,320)	-54.2%	COPR	HORWITH	CHUX301
08/25/09	09/21/09	005900508	79724	29,800	50,200	(20,400)	-68.5%	COPR	HORWITH	NDYX320437
08/25/09	09/21/09	005900509	79725	67,540	51,300	16,240	24.0%	COPR	HORWITH	NDYX320437
08/25/09	09/21/09	005900510	79726	76,480	51,860	24,620	32.2%	COPR	HORWITH	NDYX320437
08/25/09	09/21/09	005900511	79727	22,160	51,160	(29,000)	-130.9%	COPR	HORWITH	NDYX320437

Honeywell

HONEYWELL SA-7 USE HAZARDOUS WASTE TRACKING (2006)										
Date Shipped	Date of Return Manifest	State Manifest	Man. Doc #	Facilty Manifest Weight (lbs)	Estimated Weight (lbs)	Manifest - Estimate (lbs)	Manifest - Estimate (%)	Material	Transporter	RAILCAR #
08/25/09	09/21/09	005900512	79728	66,880	49,620	17,260	25.8%	COPR	HORWITH	CITX300153
08/25/09	09/21/09	005900513	79729	66,220	50,360	15,860	24.0%	COPR	HORWITH	CITX300153
08/25/09	09/21/09	005900514	79730	32,740	51,820	(19,080)	-58.3%	COPR	HORWITH	CITX300153
08/25/09	09/21/09	005900515	79731	37,940	49,120	(11,180)	-29.5%	COPR	HORWITH	CITX300153
08/25/09	09/28/09	005900516	79732	13,020	49,120	(36,100)	-277.3%	COPR	HORWITH	CEFX35815
08/25/09	09/28/09	005900517	79733	22,800	50,960	(28,160)	-123.5%	COPR	HORWITH	CITX300155
08/25/09	09/28/09	005900518	79734	76,120	49,780	26,340	34.6%	COPR	HORWITH	CEFX35815
08/25/09	09/28/09	005900519	79735	75,700	50,100	25,600	33.8%	COPR	HORWITH	CEFX35815
08/25/09	09/28/09	005900520	79736	28,960	50,040	(21,080)	-72.8%	COPR	HORWITH	CEFX35815
08/25/09	09/28/09	005900521	79737	36,660	50,660	(14,000)	-38.2%	COPR	HORWITH	CITX300136
08/25/09	09/28/09	005900522	79738	68,660	49,160	19,500	28.4%	COPR	HORWITH	CITX300136
08/25/09	09/28/09	005900523	79739	65,320	50,260	15,060	23.1%	COPR	HORWITH	CITX300136
08/25/09	09/28/09	005900524	79740	25,520	50,020	(24,500)	-96.0%	COPR	HORWITH	CITX300136
08/25/09	09/28/09	005900525	79741	76,080	51,000	25,080	33.0%	COPR	HORWITH	CHUX241
08/25/09	09/28/09	005900526	79742	17,080	51,460	(34,380)	-201.3%	COPR	HORWITH	CHUX241
08/26/09	09/28/09	005969527	79743	58,440	51,480	6,960	11.9%	COPR	HORWITH	CITX300145
08/26/09	09/28/09	005969528	79744	68,500	49,860	18,640	27.2%	COPR	HORWITH	CITX300145
08/26/09	09/28/09	005969529	79745	33,420	48,140	(14,720)	-44.0%	COPR	HORWITH	CITX300145
08/26/09	09/28/09	005969530	79746	33,400	48,720	(15,320)	-45.9%	COPR	HORWITH	CITX300145
08/26/09	09/28/09	005969531	79747	26,960	49,520	(22,560)	-83.7%	COPR	HORWITH	CHUX331
08/26/09	09/28/09	005969532	79748	76,600	48,820	27,780	36.3%	COPR	HORWITH	CHUX331
08/26/09	09/28/09	005969533	79749	76,960	51,520	25,440	33.1%	COPR	HORWITH	CHUX331
08/26/09	09/28/09	005969534	79750	16,500	50,320	(33,820)	-205.0%	COPR	HORWITH	CHUX331
08/26/09	09/28/09	005969535	79751	68,580	52,080	16,500	24.1%	COPR	HORWITH	CHUX241
08/26/09	09/28/09	005969536	79752	40,440	50,000	(9,560)	-23.6%	COPR	HORWITH	CHUX241
08/26/09	09/28/09	005969537	79753	76,720	50,500	26,220	34.2%	COPR	HORWITH	CHUX303
08/26/09	09/28/09	005969538	79754	67,480	48,820	18,660	27.7%	COPR	HORWITH	CHUX303
08/26/09	09/28/09	005969539	79755	25,620	48,260	(22,640)	-88.4%	COPR	HORWITH	CHUX303
08/26/09	09/28/09	005969540	79756	25,620	48,180	(22,560)	-88.1%	COPR	HORWITH	CHUX303
08/26/09	09/28/09	005969541	79757	58,080	49,520	8,560	14.7%	COPR	HORWITH	CITX300157
08/26/09	09/28/09	005969542	79758	65,260	48,320	16,940	26.0%	COPR	HORWITH	CITX300157
08/26/09	09/28/09	005969543	79759	33,720	48,980	(15,260)	-45.3%	COPR	HORWITH	CITX300157
08/26/09	09/28/09	005969544	79760	33,740	51,400	(17,660)	-52.3%	COPR	HORWITH	CITX300157
08/26/09	09/28/09	005969545	79761	30,920	49,660	(18,740)	-60.6%	COPR	HORWITH	CHUX326
08/26/09	09/28/09	005969546	79762	76,520	52,380	24,140	31.5%	COPR	HORWITH	CHUX326
08/26/09	09/28/09	005969547	79763	76,340	48,000	28,340	37.1%	COPR	HORWITH	CHUX326
08/26/09	09/28/09	005969548	79764	11,060	49,880	(38,820)	-351.0%	COPR	HORWITH	CHUX326
08/26/09	09/28/09	005969549	79765	65,300	48,460	16,840	25.8%	COPR	HORWITH	CHUX285
08/26/09	09/28/09	005969550	79766	66,500	49,960	16,540	24.9%	COPR	HORWITH	CHUX285
08/26/09	09/28/09	005969551	79767	31,760	49,220	(17,460)	-55.0%	COPR	HORWITH	CHUX285
08/26/09	09/28/09	005969552	79768	31,780	48,160	(16,380)	-51.5%	COPR	HORWITH	CHUX285
08/26/09	09/28/09	005969553	79769	56,860	49,460	7,400	13.0%	COPR	HORWITH	CHUX328
08/26/09	09/28/09	005969554	79770	68,080	49,760	18,320	26.9%	COPR	HORWITH	CHUX328
08/26/09	09/28/09	005969555	79771	38,240	49,160	(10,920)	-28.6%	COPR	HORWITH	JTLX271
08/26/09	09/28/09	005969556	79772	33,920	49,240	(15,320)	-45.2%	COPR	HORWITH	CHUX328
08/26/09	09/28/09	005969557	79773	33,900	50,740	(16,840)	-49.7%	COPR	HORWITH	CHUX328
08/26/09	09/28/09	005969558	79774	44,280	51,960	(7,680)	-17.3%	COPR	HORWITH	JTLX271
08/26/09	09/28/09	005969559	79775	76,780	50,300	26,480	34.5%	COPR	HORWITH	JTLX271
08/26/09	09/28/09	005969560	79776	38,240	52,300	(14,060)	-36.8%	COPR	HORWITH	JTLX271
08/26/09	09/28/09	005969561	79777	62,740	48,920	13,820	22.0%	COPR	HORWITH	CHUX101
08/26/09	09/28/09	005969562	79778	66,520	52,300	14,220	21.4%	COPR	HORWITH	CHUX101
08/26/09	09/28/09	005969563	79779	67,660	52,520	15,140	22.4%	COPR	HORWITH	CHUX101
08/26/09	09/28/09	005969564	79780	8,200	51,700	(43,500)	-530.5%	COPR	HORWITH	CHUX101
08/26/09	09/28/09	005969565	79781	52,260	49,240	3,020	5.8%	COPR	HORWITH	CHUX208
08/26/09	09/28/09	005969566	79782	67,520	51,140	16,380	24.3%	COPR	HORWITH	CHUX208
08/26/09	09/28/09	005969567	79783	65,520	50,440	15,080	23.0%	COPR	HORWITH	CHUX208
08/26/09	09/28/09	005969568	79784	13,780	49,360	(35,580)	-258.2%	COPR	HORWITH	CHUX208
08/26/09	09/28/09	005969569	79785	67,420	51,380	16,040	23.8%	COPR	HORWITH	CITX300150
08/26/09	09/28/09	005969570	79786	76,980	51,520	25,460	33.1%	COPR	HORWITH	CITX300150
08/26/09	09/28/09	005969571	79787	24,180	51,820	(27,640)	-114.3%	COPR	HORWITH	CITX300150
08/26/09	09/28/09	005969572	79788	24,160	49,400	(25,240)	-104.5%	COPR	HORWITH	CITX300150
08/26/09	09/28/09	005969573	79789	28,400	51,140	(22,740)	-80.1%	COPR	HORWITH	CITX300147
08/26/09	09/28/09	005969574	79790	76,480	51,020	25,460	33.3%	COPR	HORWITH	CITX300147
08/26/09	09/28/09	005969575	79791	76,300	49,440	26,860	35.2%	COPR	HORWITH	CITX300147
08/26/09	09/28/09	005969576	79792	18,940	52,620	(33,680)	-177.8%	COPR	HORWITH	CITX300147
08/26/09	09/28/09	005969577	79793	60,140	51,080	9,060	15.1%	COPR	HORWITH	CITX300100
08/26/09	09/28/09	005969578	79794	75,940	49,980	25,960	34.2%	COPR	HORWITH	CITX300100
08/26/09	09/28/09	005969579	79795	34,180	49,860	(15,680)	-45.9%	COPR	HORWITH	CITX300100
08/26/09	09/28/09	005969580	79796	34,160	50,620	(16,460)	-48.2%	COPR	HORWITH	CITX300100
08/27/09	09/28/09	005969581	79797	10,220	51,160	(40,940)	-400.6%	COPR	HORWITH	CITX300144
08/27/09	09/28/09	005969582	79798	66,860	49,840	17,020	25.5%	COPR	HORWITH	CITX300144
08/27/09	09/28/09	005969583	79799	76,640	50,440	26,200	34.2%	COPR	HORWITH	CITX300144
08/27/09	09/28/09	005969584	79800	43,560	50,800	(7,240)	-16.6%	COPR	HORWITH	CITX300144
08/27/09	09/28/09	005969585	79801	53,440	49,540	3,900	7.3%	COPR	HORWITH	CITX300101

HONEYWELL SA-7 USE HAZARDOUS WASTE TRACKING (2006)										
Date Shipped	Date of Return Manifest	State Manifest	Man. Doc #	Facilty Manifest Weight (lbs)	Estimated Weight (lbs)	Manifest - Estimate (lbs)	Manifest - Estimate (%)	Material	Transporter	RAILCAR #
08/27/09	09/28/09	005969586	79802	68,940	48,980	19,960	29.0%	COPR	HORWITH	CITX300101
08/27/09	09/28/09	005969587	79803	66,900	50,320	16,580	24.8%	COPR	HORWITH	CITX300101
08/27/09	09/28/09	005969588	79804	5,400	50,460	(45,060)	-834.4%	COPR	HORWITH	CITX300101
08/27/09	09/28/09	005969589	79805	30,980	50,480	(19,500)	-62.9%	COPR	HORWITH	CHUX260
08/27/09	09/28/09	005969590	79806	66,460	51,740	14,720	22.1%	COPR	HORWITH	CHUX260
08/27/09	09/28/09	005969591	79807	64,980	50,620	14,360	22.1%	COPR	HORWITH	CHUX260
08/27/09	09/28/09	005969592	79808	30,300	49,620	(19,320)	-63.8%	COPR	HORWITH	CHUX260
08/27/09	09/28/09	005969593	79809	76,960	48,340	28,620	37.2%	COPR	HORWITH	CHUX269
08/27/09	09/28/09	005969594	79810	77,240	48,340	28,900	37.4%	COPR	HORWITH	CHUX269
08/27/09	09/28/09	005969595	79811	18,920	51,140	(32,220)	-170.3%	COPR	HORWITH	CHUX269
08/27/09	09/28/09	005969596	79812	18,940	50,900	(31,960)	-168.7%	COPR	HORWITH	CHUX269
08/27/09	09/21/09	005969597	79813	35,300	52,320	(17,020)	-48.2%	COPR	HORWITH	CHUX127
08/27/09	09/21/09	005969598	79814	69,060	49,000	20,060	29.0%	COPR	HORWITH	CHUX127
08/27/09	09/21/09	005969599	79815	52,080	49,740	2,340	4.5%	COPR	HORWITH	CHUX127
08/27/09	09/21/09	005969600	79816	28,960	51,880	(22,920)	-79.1%	COPR	HORWITH	CITX300026
08/27/09	09/21/09	005969601	79817	39,700	48,820	(9,120)	-23.0%	COPR	HORWITH	CHUX127
08/27/09	09/21/09	005969602	79818	63,960	50,060	13,900	21.7%	COPR	HORWITH	CITX300026
08/27/09	09/21/09	005969603	79819	75,420	51,520	23,900	31.7%	COPR	HORWITH	CITX300026
08/27/09	09/21/09	005969604	79820	66,080	50,320	15,760	23.8%	COPR	HORWITH	CITX300149
08/27/09	09/21/09	005969605	79821	28,960	49,360	(20,400)	-70.4%	COPR	HORWITH	CITX300026
08/27/09	09/21/09	005969606	79822	39,920	49,480	(9,560)	-23.9%	COPR	HORWITH	CITX300149
08/27/09	09/21/09	005969607	79823	75,920	48,940	26,980	35.5%	COPR	HORWITH	CITX300149
08/27/09	09/21/09	005969608	79824	12,180	49,400	(37,220)	-305.6%	COPR	HORWITH	CITX300149
08/27/09	09/28/09	005969609	79825	66,580	49,820	16,760	25.2%	COPR	HORWITH	CEFX35830
08/27/09	09/28/09	005969610	79826	76,460	51,800	24,660	32.3%	COPR	HORWITH	CEFX35830
08/27/09	09/28/09	005969611	79827	26,320	48,980	(22,660)	-86.1%	COPR	HORWITH	CEFX35830
08/27/09	09/28/09	005969612	79828	26,340	51,200	(24,860)	-94.4%	COPR	HORWITH	CEFX35830
08/27/09	09/21/09	005969613	79829	53,600	51,060	2,540	4.7%	COPR	HORWITH	CHUX298
08/27/09	09/21/09	005969614	79830	75,680	50,580	25,100	33.2%	COPR	HORWITH	CHUX298
08/27/09	09/21/09	005969615	79831	21,420	51,080	(29,660)	-138.5%	COPR	HORWITH	CITX300132
08/27/09	09/21/09	005969616	79832	65,500	49,900	15,600	23.8%	COPR	HORWITH	CITX300132
08/27/09	09/21/09	005969617	79833	34,280	49,040	(14,760)	-43.1%	COPR	HORWITH	CHUX298
08/27/09	09/21/09	005969618	79834	34,300	48,000	(13,700)	-39.9%	COPR	HORWITH	CHUX298
08/27/09	09/28/09	005969619	79835	20,320	49,780	(29,460)	-145.0%	COPR	HORWITH	JTLX30125
08/27/09	09/21/09	005969620	79836	77,380	49,680	27,700	35.8%	COPR	HORWITH	CITX300132
08/27/09	09/28/09	005969621	79837	76,640	49,840	26,800	35.0%	COPR	HORWITH	JTLX30125
08/27/09	09/21/09	005969622	79838	38,700	51,540	(12,840)	-33.2%	COPR	HORWITH	CITX300132
08/27/09	09/28/09	005969623	79839	67,080	50,260	16,820	25.1%	COPR	HORWITH	JTLX30125
08/27/09	09/28/09	005969624	79840	71,680	49,580	22,100	30.8%	COPR	HORWITH	CITX300146
08/27/09	09/28/09	005969625	79841	32,300	49,660	(17,360)	-53.7%	COPR	HORWITH	JTLX30125
08/27/09	09/21/09	005969626	79842	10,680	50,500	(39,820)	-372.8%	COPR	HORWITH	CEFX35816
08/27/09	09/21/09	005969627	79843	41,460	49,520	(8,060)	-19.4%	COPR	HORWITH	CEFX35816
08/27/09	09/21/09	005969628	79844	66,940	48,840	18,100	27.0%	COPR	HORWITH	CEFX35816
08/27/09	09/21/09	005969629	79845	77,000	48,180	28,820	37.4%	COPR	HORWITH	CEFX35816
08/27/09	09/28/09	005969630	79846	23,820	50,620	(26,800)	-112.5%	COPR	HORWITH	CITX300146
08/27/09	09/28/09	005969631	79847	23,840	50,100	(26,260)	-110.2%	COPR	HORWITH	CITX300146
08/27/09	09/28/09	005969632	79848	76,480	50,520	25,960	33.9%	COPR	HORWITH	CITX300146
08/27/09	09/28/09	005969633	79849	28,060	49,080	(21,020)	-74.9%	COPR	HORWITH	CHUX309
08/28/09	09/21/09	005969634	79850	35,560	50,740	(15,180)	-42.7%	COPR	HORWITH	CHUX275
08/28/09	09/21/09	005969635	79851	77,400	51,280	26,120	33.7%	COPR	HORWITH	CHUX275
08/28/09	09/21/09	005969636	79852	66,260	49,420	16,840	25.4%	COPR	HORWITH	CHUX275
08/28/09	09/28/09	005969637	79853	48,680	50,260	(1,580)	-3.2%	COPR	HORWITH	CHUX332
08/28/09	09/21/09	005969638	79854	24,000	49,340	(25,340)	-105.6%	COPR	HORWITH	CHUX275
08/28/09	09/28/09	005969639	79855	75,560	50,460	25,100	33.2%	COPR	HORWITH	CHUX332
08/28/09	09/28/09	005969640	79856	34,020	48,780	(14,760)	-43.4%	COPR	HORWITH	CHUX332
08/28/09	09/28/09	005969641	79857	34,040	50,520	(16,480)	-48.4%	COPR	HORWITH	CHUX332
08/28/09	09/28/09	005969642	79858	66,220	52,280	13,940	21.1%	COPR	HORWITH	CHUX309
08/28/09	09/28/09	005969643	79859	76,500	49,920	26,580	34.7%	COPR	HORWITH	CHUX309
08/28/09	09/28/09	005969644	79860	27,380	50,340	(22,960)	-83.9%	COPR	HORWITH	CHUX309
08/28/09	09/28/09	005969645	79861	23,660	51,540	(27,880)	-117.8%	COPR	HORWITH	CHUX157
08/28/09	09/28/09	005969646	79862	69,080	50,320	18,760	27.2%	COPR	HORWITH	CHUX157
08/28/09	09/28/09	005969647	79863	65,000	49,640	15,360	23.6%	COPR	HORWITH	CHUX157
08/28/09	09/28/09	005969648	79864	37,200	48,800	(11,600)	-31.2%	COPR	HORWITH	CHUX157
08/28/09	09/28/09	005969649	79865	67,240	50,660	16,580	24.7%	COPR	HORWITH	CEFX35831
08/28/09	09/28/09	005969650	79866	76,540	49,140	27,400	35.8%	COPR	HORWITH	CEFX35831
08/28/09	09/28/09	005969651	79867	30,140	51,220	(21,080)	-69.9%	COPR	HORWITH	CEFX35831
08/28/09	09/28/09	005969652	79868	30,140	50,600	(20,460)	-67.9%	COPR	HORWITH	CEFX35831
08/28/09	09/28/09	005969653	79869	58,740	52,140	6,600	11.2%	COPR	HORWITH	JTLX254
08/28/09	09/28/09	005969654	79870	77,020	49,080	27,940	36.3%	COPR	HORWITH	JTLX254
08/28/09	09/28/09	005969655	79871	32,840	51,640	(18,800)	-57.2%	COPR	HORWITH	JTLX254
08/28/09	09/28/09	005969656	79872	32,860	50,520	(17,660)	-53.7%	COPR	HORWITH	JTLX254
08/28/09	09/28/09	005969657	79873	52,280	52,160	120	0.2%	COPR	HORWITH	JTLX30153
08/28/09	09/28/09	005969658	79874	68,300	52,100	16,200	23.7%	COPR	HORWITH	JTLX30153
08/28/09	09/28/09	005969659	79875	9,560	50,420	(40,860)	-427.4%	COPR	HORWITH	JTLX30153

Honeywell

HONEYWELL SA-7 USE HAZARDOUS WASTE TRACKING (2006)										
Date Shipped	Date of Return Manifest	State Manifest	Man. Doc #	Facilty Manifest Weight (lbs)	Estimated Weight (lbs)	Manifest - Estimate (lbs)	Manifest - Estimate (%)	Material	Transporter	RAILCAR #
08/28/09	09/28/09	005969660	79876	68,800	48,280	20,520	29.8%	COPR	HORWITH	JTLX30153
08/28/09	09/28/09	005969661	79877	32,860	49,000	(16,140)	-49.1%	COPR	HORWITH	CEFX35823
08/28/09	09/28/09	005969663	79878	15,100	49,700	(34,600)	-229.1%	COPR	HORWITH	CEFX35840
08/28/09	09/28/09	005969664	79879	76,420	49,120	27,300	35.7%	COPR	HORWITH	CEFX35840
08/28/09	09/28/09	005969665	79880	76,120	50,020	26,100	34.3%	COPR	HORWITH	CEFX35840
08/28/09	09/28/09	005969666	79881	23,500	49,040	(25,540)	-108.7%	COPR	HORWITH	CEFX35840
08/28/09	09/28/09	005969667	79882	16,020	51,820	(35,800)	-223.5%	COPR	HORWITH	JTLX194
08/28/09	09/28/09	005969668	79883	65,260	51,640	13,620	20.9%	COPR	HORWITH	JTLX194
08/28/09	09/28/09	005969669	79884	65,460	49,960	15,500	23.7%	COPR	HORWITH	JTLX194
08/28/09	09/28/09	005969670	79885	50,580	50,540	40	0.1%	COPR	HORWITH	JTLX194
08/28/09	09/28/09	005969671	79886	38,720	50,660	(11,940)	-30.8%	COPR	HORWITH	CEFX35802
08/28/09	09/28/09	005969672	79887	68,700	51,240	17,460	25.4%	COPR	HORWITH	CEFX35802
08/28/09	09/28/09	005969673	79888	68,300	52,720	15,580	22.8%	COPR	HORWITH	CEFX35802
08/28/09	09/28/09	005969674	79889	26,260	51,720	(25,460)	-97.0%	COPR	HORWITH	CEFX35802
08/28/09	09/28/09	005969675	79890	9,880	50,700	(40,820)	-413.2%	COPR	HORWITH	CHUX280
08/28/09	09/28/09	005969676	79891	76,560	50,940	25,620	33.5%	COPR	HORWITH	CHUX280
08/28/09	09/28/09	005969677	79892	76,140	49,960	26,180	34.4%	COPR	HORWITH	CHUX280
08/28/09	09/28/09	005969678	79893	37,220	51,780	(14,560)	-39.1%	COPR	HORWITH	CHUX280
08/28/09	09/28/09	005969679	79894	33,960	49,820	(15,860)	-46.7%	COPR	HORWITH	JTLX30123
08/28/09	09/28/09	005969680	79895	65,940	48,640	17,300	26.2%	COPR	HORWITH	JTLX30123
08/28/09	09/28/09	005969681	79896	76,060	50,320	25,740	33.8%	COPR	HORWITH	JTLX30123
08/28/09	09/28/09	005969682	79897	22,980	51,260	(28,280)	-123.1%	COPR	HORWITH	JTLX30123
08/28/09	09/28/09	005969683	79898	38,700	51,260	(12,560)	-32.5%	COPR	HORWITH	NDYX320465
08/28/09	09/28/09	005969684	79899	69,160	50,600	18,560	26.8%	COPR	HORWITH	NDYX320465
08/28/09	09/28/09	005969685	79900	65,800	52,240	13,560	20.6%	COPR	HORWITH	NDYX320465
08/28/09	09/28/09	005969686	79901	24,520	50,440	(25,920)	-105.7%	COPR	HORWITH	NDYX320465
08/28/09	09/28/09	005969687	79902	68,560	51,200	17,360	25.3%	COPR	HORWITH	CEFX35823
08/28/09	09/28/09	005969688	79903	65,340	50,520	14,820	22.7%	COPR	HORWITH	CEFX35823
08/28/09	09/28/09	005969689	79904	31,340	52,100	(20,760)	-66.2%	COPR	HORWITH	CEFX35823
08/28/09	09/28/09	005969690	79905	45,060	48,440	(3,380)	-7.5%	COPR	HORWITH	CHUX218
08/31/09	09/28/09	005969691	79906	10,700	49,760	(39,060)	-365.0%	COPR	HORWITH	CITX300129
08/31/09	09/28/09	005969692	79907	64,380	48,720	15,660	24.3%	COPR	HORWITH	CITX300129
08/31/09	09/28/09	005969693	79908	65,180	51,400	13,780	21.1%	COPR	HORWITH	CITX300129
08/31/09	09/28/09	005969694	79909	55,980	49,840	6,140	11.0%	COPR	HORWITH	CITX300129
08/31/09	09/28/09	005969695	79910	41,060	50,300	(9,240)	-22.5%	COPR	HORWITH	CEFX35805
08/31/09	09/28/09	005969696	79911	76,740	51,160	25,580	33.3%	COPR	HORWITH	CEFX35805
08/31/09	09/28/09	005969697	79912	76,360	48,400	27,960	36.6%	COPR	HORWITH	CEFX35805
08/31/09	09/28/09	005969698	79913	5,260	51,800	(46,540)	-884.8%	COPR	HORWITH	CEFX35805
08/31/09	09/28/09	005969699	79914	23,460	52,080	(28,620)	-122.0%	COPR	HORWITH	JTLX177
08/31/09	09/28/09	005969700	79915	68,860	51,220	17,640	25.6%	COPR	HORWITH	JTLX177
08/31/09	09/28/09	005969701	79916	68,460	49,140	19,320	28.2%	COPR	HORWITH	JTLX177
08/31/09	09/28/09	005969702	79917	37,580	51,200	(13,620)	-36.2%	COPR	HORWITH	JTLX177
08/31/09	09/28/09	005969703	79918	68,900	50,120	18,780	27.3%	COPR	HORWITH	JTLX277
08/31/09	09/28/09	005969704	79919	76,200	50,980	25,220	33.1%	COPR	HORWITH	JTLX277
08/31/09	09/28/09	005969705	79920	26,140	50,780	(24,640)	-94.3%	COPR	HORWITH	JTLX277
08/31/09	09/28/09	005969706	79921	26,120	49,840	(23,720)	-90.8%	COPR	HORWITH	JTLX277
08/31/09	09/28/09	005969707	79922	65,680	50,900	14,780	22.5%	COPR	HORWITH	CHUX234
08/31/09	09/28/09	005969708	79923	60,500	51,480	9,020	14.9%	COPR	HORWITH	CITX300137
08/31/09	09/28/09	005969709	79924	65,520	51,840	13,680	20.9%	COPR	HORWITH	CITX300137
08/31/09	09/28/09	005969710	79925	66,080	49,880	16,200	24.5%	COPR	HORWITH	CITX300137
08/31/09	09/28/09	005969711	79926	7,660	52,200	(44,540)	-581.5%	COPR	HORWITH	CITX300137
08/31/09	09/28/09	005969712	79927	29,540	51,360	(21,820)	-73.9%	COPR	HORWITH	JTLX30115
08/31/09	09/28/09	005969713	79928	76,580	48,200	28,380	37.1%	COPR	HORWITH	JTLX30115
08/31/09	09/28/09	005969714	79929	76,500	52,560	23,940	31.3%	COPR	HORWITH	JTLX30115
08/31/09	09/28/09	005969715	79930	53,160	50,960	2,200	4.1%	COPR	HORWITH	CHUX222
08/31/09	09/28/09	005969716	79931	20,080	52,040	(31,960)	-159.2%	COPR	HORWITH	JTLX30115
08/31/09	09/28/09	005969717	79932	76,860	50,820	26,040	33.9%	COPR	HORWITH	CHUX222
08/31/09	09/28/09	005969718	79933	34,140	49,760	(15,620)	-45.8%	COPR	HORWITH	CHUX222
08/31/09	09/28/09	005969719	79934	34,160	48,860	(14,700)	-43.0%	COPR	HORWITH	CHUX222
08/31/09	09/28/09	005969720	79935	26,900	49,980	(23,080)	-85.8%	COPR	HORWITH	CHUX286
08/31/09	09/28/09	005969721	79936	69,240	49,960	19,280	27.8%	COPR	HORWITH	CHUX286
08/31/09	09/28/09	005969722	79937	76,500	49,720	26,780	35.0%	COPR	HORWITH	CHUX286
08/31/09	09/28/09	005969723	79938	20,240	52,520	(32,280)	-159.5%	COPR	HORWITH	CHUX286
08/31/09	09/28/09	005969724	79939	75,960	50,240	25,720	33.9%	COPR	HORWITH	CHUX112
08/31/09	09/28/09	005969725	79940	7,580	50,520	(42,940)	-566.5%	COPR	HORWITH	CHUX112
08/31/09	09/28/09	005969726	79941	65,320	48,000	17,320	26.5%	COPR	HORWITH	NDYX320329
08/31/09	09/28/09	005969727	79942	49,980	50,380	(400)	-0.8%	COPR	HORWITH	CHUX112
08/31/09	09/28/09	005969728	79943	66,840	52,580	14,260	21.3%	COPR	HORWITH	CHUX112
08/31/09	09/28/09	005969729	79944	49,180	51,300	(2,120)	-4.3%	COPR	HORWITH	NDYX320329
08/31/09	09/28/09	005969730	79945	65,160	49,320	15,840	24.3%	COPR	HORWITH	NDYX320329
08/31/09	09/28/09	005969731	79946	12,460	49,220	(36,760)	-295.0%	COPR	HORWITH	NDYX320329
08/31/09	09/28/09	005969732	79947	55,880	51,360	4,520	8.1%	COPR	HORWITH	JTLX188
08/31/09	09/28/09	005969733	79948	76,200	50,340	25,860	33.9%	COPR	HORWITH	JTLX188
08/31/09	09/28/09	005969734	79949	33,000	50,360	(17,360)	-52.6%	COPR	HORWITH	JTLX188

Honeywell

HONEYWELL SA-7 USE HAZARDOUS WASTE TRACKING (2006)										
Date Shipped	**Date of Return Manifest**	**State Manifest**	**Man. Doc #**	**Facilty Manifest Weight (lbs)**	**Estimated Weight (lbs)**	**Manifest - Estimate (lbs)**	**Manifest - Estimate (%)**	**Material**	**Transporter**	**RAILCAR #**
08/31/09	09/28/09	005969735	79950	33,000	51,520	(18,520)	-56.1%	COPR	HORWITH	JTLX188
08/31/09	09/28/09	005969736	79951	65,700	51,860	13,840	21.1%	COPR	HORWITH	CHUX218
08/31/09	09/28/09	005969737	79952	65,980	52,540	13,440	20.4%	COPR	HORWITH	CHUX218
08/31/09	09/28/09	005969738	79953	69,120	50,700	18,420	26.6%	COPR	HORWITH	CHUX250
08/31/09	09/28/09	005969739	79954	20,660	50,480	(29,820)	-144.3%	COPR	HORWITH	CHUX218
08/31/09	09/28/09	005969740	79955	29,880	52,440	(22,560)	-75.5%	COPR	HORWITH	CHUX250
08/31/09	09/28/09	005969741	79956	65,200	49,440	15,760	24.2%	COPR	HORWITH	CHUX250
08/31/09	09/28/09	005969742	79957	33,580	49,140	(15,560)	-46.3%	COPR	HORWITH	CHUX250
08/31/09	09/28/09	005969743	79958	16,700	49,840	(33,140)	-198.4%	COPR	HORWITH	CHUX234

06/03/84	**SITE TONS (Month)**	**AUG SUB-TOTAL:**	60,583,520	61,673,100	(1,089,580)	-1.80%
06/11/87	**TONS (Site)**	**CUMULATIVE TOTAL:**	494,750,600	502,171,600	(7,421,000)	-1.50%
04/14/77	**TONS (Facility)**	**CUMULATIVE TOTAL:**	494,750,600	502,171,600	(7,421,000)	-1.50%

09/01/09	09/28/09	005969744	79959	57,020	50,720	6,300	11.0%	COPR	HORWITH	CHUX133
09/01/09	09/28/09	005969745	79960	76,460	51,980	24,480	32.0%	COPR	HORWITH	CHUX133
09/01/09	09/28/09	005969746	79961	67,080	48,100	18,980	28.3%	COPR	HORWITH	CHUX115
09/01/09	09/28/09	005969747	79962	32,900	51,160	(18,260)	-55.5%	COPR	HORWITH	CHUX133
09/01/09	09/28/09	005969748	79963	32,900	49,580	(16,680)	-50.7%	COPR	HORWITH	CHUX133
09/01/09	09/28/09	005969749	79964	9,820	48,880	(39,060)	-397.8%	COPR	HORWITH	CHUX115
09/01/09	09/28/09	005969750	79965	67,140	48,020	19,120	28.5%	COPR	HORWITH	CHUX115
09/01/09	09/28/09	005969751	79966	45,800	49,220	(3,420)	-7.5%	COPR	HORWITH	CHUX115
09/01/09	09/28/09	005969752	79967	22,560	50,440	(27,880)	-123.6%	COPR	HORWITH	CHUX268
09/01/09	09/28/09	005969753	79968	68,600	50,400	18,200	26.5%	COPR	HORWITH	CHUX268
09/01/09	09/28/09	005969754	79969	65,480	51,900	13,580	20.7%	COPR	HORWITH	CHUX268
09/01/09	09/28/09	005969755	79970	43,080	50,120	(7,040)	-16.3%	COPR	HORWITH	CHUX268
09/01/09	09/28/09	005969756	79971	33,860	48,540	(14,680)	-43.4%	COPR	HORWITH	CITX300156
09/01/09	09/28/09	005969757	79972	76,680	49,600	27,080	35.3%	COPR	HORWITH	CITX300156
09/01/09	09/28/09	005969758	79973	68,780	49,700	19,080	27.7%	COPR	HORWITH	CITX300156
09/01/09	09/28/09	005969759	79974	76,440	48,100	28,340	37.1%	COPR	HORWITH	CITX300127
09/01/09	09/28/09	005969760	79975	16,080	51,820	(35,740)	-222.3%	COPR	HORWITH	CITX300156
09/01/09	09/28/09	005969761	79976	76,980	48,880	28,100	36.5%	COPR	HORWITH	CITX300127
09/01/09	09/28/09	005969762	79977	21,880	50,080	(28,200)	-128.9%	COPR	HORWITH	CITX300127
09/01/09	09/28/09	005969763	79978	18,620	49,640	(31,020)	-166.6%	COPR	HORWITH	CITX300127
09/01/09	09/28/09	005969764	79979	18,060	50,480	(32,420)	-179.5%	COPR	HORWITH	JTLX30134
09/01/09	09/28/09	005969765	79980	68,500	49,820	18,680	27.3%	COPR	HORWITH	JTLX30134
09/01/09	09/28/09	005969766	79981	65,760	50,780	14,980	22.8%	COPR	HORWITH	JTLX30134
09/01/09	09/28/09	005969767	79982	46,520	51,420	(4,900)	-10.5%	COPR	HORWITH	JTLX30134
09/01/09	09/28/09	005969768	79983	67,380	51,240	16,140	24.0%	COPR	HORWITH	CHUX234
09/01/09	09/28/09	005969769	79984	48,860	51,120	(2,260)	-4.6%	COPR	HORWITH	CHUX234
09/01/09	09/28/09	005969770	79985	60,520	51,440	9,080	15.0%	COPR	HORWITH	DJLX98542
09/01/09	09/28/09	005969771	79986	76,600	51,160	25,440	33.2%	COPR	HORWITH	DJLX98542
09/01/09	09/28/09	005969772	79987	29,600	49,640	(20,040)	-67.7%	COPR	HORWITH	DJLX98542
09/01/09	09/28/09	005969773	79988	29,620	50,600	(20,980)	-70.8%	COPR	HORWITH	DJLX98542
09/01/09	09/28/09	005969774	79989	55,920	52,340	3,580	6.4%	COPR	HORWITH	NDYX320318
09/01/09	09/28/09	005969775	79990	68,840	51,720	17,120	24.9%	COPR	HORWITH	NDYX320318
09/01/09	09/28/09	005969776	79991	33,920	48,060	(14,140)	-41.7%	COPR	HORWITH	NDYX320318
09/01/09	09/28/09	005969777	79992	33,920	48,380	(14,460)	-42.6%	COPR	HORWITH	NDYX320318
09/01/09	09/28/09	005969778	79993	25,360	48,280	(22,920)	-90.4%	COPR	HORWITH	CHUX318
09/01/09	09/28/09	005969779	79994	68,460	50,180	18,280	26.7%	COPR	HORWITH	CHUX318
09/01/09	09/28/09	005969780	79995	76,920	49,320	27,600	35.9%	COPR	HORWITH	CHUX318
09/01/09	09/28/09	005969781	79996	20,680	48,380	(27,700)	-133.9%	COPR	HORWITH	CHUX318
09/01/09	09/28/09	005969782	79997	18,160	49,260	(31,100)	-171.3%	COPR	HORWITH	CHUX306
09/01/09	09/28/09	005969783	79998	66,600	50,320	16,280	24.4%	COPR	HORWITH	CHUX306
09/01/09	09/28/09	005969784	79999	65,820	48,280	17,540	26.6%	COPR	HORWITH	CHUX306
09/01/09	09/28/09	005969785	80000	43,160	50,600	(7,440)	-17.2%	COPR	HORWITH	CHUX306
09/01/09	09/28/09	005969786	80001	11,480	50,360	(38,880)	-338.7%	COPR	HORWITH	CHUX308
09/01/09	09/28/09	005969787	80002	67,180	52,280	14,900	22.2%	COPR	HORWITH	CHUX308
09/01/09	09/28/09	005969788	80003	65,200	51,700	13,500	20.7%	COPR	HORWITH	CHUX308
09/01/09	09/28/09	005969789	80004	57,520	51,900	5,620	9.8%	COPR	HORWITH	CHUX308
09/01/09	09/28/09	005969790	80005	31,460	50,940	(19,480)	-61.9%	COPR	HORWITH	JTLX30106
09/01/09	09/28/09	005969791	80006	76,500	49,740	26,760	35.0%	COPR	HORWITH	JTLX30106
09/01/09	09/28/09	005969792	80007	68,740	52,700	16,040	23.3%	COPR	HORWITH	JTLX30106
09/01/09	09/28/09	005969793	80008	20,040	49,800	(29,760)	-148.5%	COPR	HORWITH	JTLX30106
09/01/09	09/28/09	005969794	80009	50,340	48,940	1,400	2.8%	COPR	HORWITH	JTLX30110
09/01/09	09/28/09	005969795	80010	76,640	49,100	27,540	35.9%	COPR	HORWITH	JTLX30110
09/01/09	09/28/09	005969796	80011	32,520	48,000	(15,480)	-47.6%	COPR	HORWITH	JTLX30110
09/01/09	09/28/09	005969797	80012	32,500	51,780	(19,280)	-59.3%	COPR	HORWITH	JTLX30110
09/02/09	09/28/09	005969798	80013	30,820	49,620	(18,800)	-61.0%	COPR	HORWITH	CHUX227
09/02/09	09/28/09	005969799	80014	67,800	49,220	18,580	27.4%	COPR	HORWITH	CHUX227
09/02/09	09/28/09	005969800	80015	66,100	51,920	14,180	21.5%	COPR	HORWITH	CHUX227
09/02/09	09/28/09	005969801	80016	32,080	50,340	(18,260)	-56.9%	COPR	HORWITH	CHUX227
09/02/09	09/28/09	005969802	80017	13,800	51,320	(37,520)	-271.9%	COPR	HORWITH	CHUX155
09/02/09	09/28/09	005969803	80018	76,060	51,200	24,860	32.7%	COPR	HORWITH	CHUX155

HONEYWELL SA-7 USE HAZARDOUS WASTE TRACKING (2006)										
Date Shipped	Date of Return Manifest	State Manifest	Man. Doc #	Facilty Manifest Weight (lbs)	Estimated Weight (lbs)	Manifest - Estimate (lbs)	Manifest - Estimate (%)	Material	Transporter	RAILCAR #
09/02/09	09/28/09	005969804	80019	67,000	48,000	19,000	28.4%	COPR	HORWITH	CHUX155
09/02/09	09/28/09	005969805	80020	56,660	50,840	5,820	10.3%	COPR	HORWITH	CHUX207
09/02/09	09/28/09	005969806	80021	37,680	49,860	(12,180)	-32.3%	COPR	HORWITH	CHUX155
09/02/09	09/28/09	005969807	80022	31,440	48,380	(16,940)	-53.9%	COPR	HORWITH	CHUX207
09/02/09	09/28/09	005969808	80023	76,720	51,700	25,020	32.6%	COPR	HORWITH	CHUX207
09/02/09	09/28/09	005969809	80024	31,420	50,020	(18,600)	-59.2%	COPR	HORWITH	CHUX207
09/02/09	09/28/09	005969810	80025	7,600	48,200	(40,600)	-534.2%	COPR	HORWITH	CHUX233
09/02/09	09/28/09	005969811	80026	67,120	48,100	19,020	28.3%	COPR	HORWITH	CHUX233
09/02/09	09/28/09	005969812	80027	45,280	48,960	(3,680)	-8.1%	COPR	HORWITH	CHUX233
09/02/09	09/28/09	005969813	80028	46,860	50,720	(3,860)	-8.2%	COPR	HORWITH	JTLX30118
09/02/09	09/28/09	005969814	80029	68,980	48,360	20,620	29.9%	COPR	HORWITH	CHUX233
09/02/09	09/28/09	005969815	80030	76,040	48,300	27,740	36.5%	COPR	HORWITH	JTLX30118
09/02/09	09/28/09	005969816	80031	34,160	50,700	(16,540)	-48.4%	COPR	HORWITH	JTLX30118
09/02/09	09/28/09	005969817	80032	34,140	49,320	(15,180)	-44.5%	COPR	HORWITH	JTLX30118
09/02/09	09/28/09	005969818	80033	19,220	51,660	(32,440)	-168.8%	COPR	HORWITH	CHUX174
09/02/09	09/28/09	005969819	80034	76,800	49,380	27,420	35.7%	COPR	HORWITH	CHUX174
09/02/09	09/28/09	005969820	80035	69,000	50,120	18,880	27.4%	COPR	HORWITH	CHUX174
09/02/09	09/28/09	005969821	80036	29,960	49,140	(19,180)	-64.0%	COPR	HORWITH	CHUX174
09/02/09	09/28/09	005969822	80037	12,480	51,000	(38,520)	-308.7%	COPR	HORWITH	CEFX35806
09/02/09	09/28/09	005969823	80038	66,360	50,020	16,340	24.6%	COPR	HORWITH	CEFX35806
09/02/09	09/28/09	005969824	80039	52,660	50,940	1,720	3.3%	COPR	HORWITH	CEFX35806
09/02/09	09/28/09	005969825	80040	65,840	50,000	15,840	24.1%	COPR	HORWITH	CEFX35806
09/02/09	09/28/09	005969826	80041	68,480	50,520	17,960	26.2%	COPR	HORWITH	CITX300115
09/02/09	09/28/09	005969827	80042	19,340	50,360	(31,020)	-160.4%	COPR	HORWITH	CITX300115
09/02/09	09/28/09	005969828	80043	66,560	51,920	14,640	22.0%	COPR	HORWITH	CITX300115
09/02/09	09/28/09	005969829	80044	76,560	50,800	25,760	33.6%	COPR	HORWITH	JTLX186
09/02/09	09/28/09	005969830	80045	44,840	50,740	(5,900)	-13.2%	COPR	HORWITH	CITX300115
09/02/09	09/28/09	005969831	80046	76,200	49,400	26,800	35.2%	COPR	HORWITH	JTLX186
09/02/09	09/28/09	005969832	80047	23,680	52,760	(29,080)	-122.8%	COPR	HORWITH	JTLX186
09/02/09	09/28/09	005969833	80048	23,680	50,600	(26,920)	-113.7%	COPR	HORWITH	JTLX186
09/02/09	09/28/09	005969834	80049	61,960	48,940	13,020	21.0%	COPR	HORWITH	CEFX35851
09/02/09	09/28/09	005969835	80050	76,340	49,980	26,360	34.5%	COPR	HORWITH	CEFX35851
09/02/09	09/28/09	005969836	80051	28,400	50,180	(21,780)	-76.7%	COPR	HORWITH	CEFX35851
09/02/09	09/28/09	005969837	80052	28,400	49,040	(20,640)	-72.7%	COPR	HORWITH	CEFX35851
09/02/09	09/28/09	005969838	80053	64,300	49,160	15,140	23.5%	COPR	HORWITH	CEFX35833
09/02/09	09/28/09	005969839	80054	68,520	50,700	17,820	26.0%	COPR	HORWITH	CEFX35833
09/02/09	09/28/09	005969840	80055	29,520	48,520	(19,000)	-64.4%	COPR	HORWITH	CEFX35833
09/02/09	09/28/09	005969841	80056	29,520	49,320	(19,800)	-67.1%	COPR	HORWITH	CEFX35833
09/02/09	09/28/09	005969842	80057	34,760	49,140	(14,380)	-41.4%	COPR	HORWITH	CEFX35236
09/02/09	09/28/09	005969843	80058	65,420	50,420	15,000	22.9%	COPR	HORWITH	CEFX35236
09/02/09	09/28/09	005969844	80059	77,040	48,780	28,260	36.7%	COPR	HORWITH	CEFX35236
09/02/09	09/28/09	005969845	80060	23,000	51,540	(28,540)	-124.1%	COPR	HORWITH	CEFX35236
09/03/09	09/28/09	005969846	80061	76,260	48,400	27,860	36.5%	COPR	HORWITH	CITX300113
09/03/09	09/28/09	005969847	80062	68,740	49,700	19,040	27.7%	COPR	HORWITH	CITX300113
09/03/09	09/28/09	005969848	80063	23,200	51,320	(28,120)	-121.2%	COPR	HORWITH	CITX300113
09/03/09	09/28/09	005969849	80064	23,220	49,320	(26,100)	-112.4%	COPR	HORWITH	CITX300113
09/03/09	09/28/09	005969850	80065	57,460	51,240	6,220	10.8%	COPR	HORWITH	JTLX30147
09/03/09	09/28/09	005969851	80066	67,340	50,320	17,020	25.3%	COPR	HORWITH	JTLX30147
09/03/09	09/28/09	005969852	80067	38,220	48,520	(10,300)	-26.9%	COPR	HORWITH	JTLX30147
09/03/09	09/28/09	005969853	80068	38,240	51,420	(13,180)	-34.5%	COPR	HORWITH	JTLX30147
09/03/09	09/28/09	005969854	80069	54,960	51,340	3,620	6.6%	COPR	HORWITH	CITX300152
09/03/09	09/28/09	005969855	80070	76,620	52,560	24,060	31.4%	COPR	HORWITH	CITX300152
09/03/09	09/28/09	005969856	80071	33,420	50,300	(16,880)	-50.5%	COPR	HORWITH	CITX300152
09/03/09	09/28/09	005969857	80072	33,440	48,120	(14,680)	-43.9%	COPR	HORWITH	CITX300152
09/03/09	09/28/09	005969858	80073	32,260	49,340	(17,080)	-52.9%	COPR	HORWITH	JTLX30139
09/03/09	09/28/09	005969859	80074	65,880	48,240	17,640	26.8%	COPR	HORWITH	JTLX30139
09/03/09	09/28/09	005969860	80075	76,600	49,980	26,620	34.8%	COPR	HORWITH	JTLX30139
09/03/09	09/28/09	005969861	80076	21,380	52,280	(30,900)	-144.5%	COPR	HORWITH	JTLX30139
09/03/09	09/28/09	005969862	80077	9,860	51,820	(41,960)	-425.6%	COPR	HORWITH	JTLX170
09/03/09	09/28/09	005969863	80078	66,800	51,180	15,620	23.4%	COPR	HORWITH	JTLX170
09/03/09	09/28/09	005969864	80079	77,020	48,140	28,880	37.5%	COPR	HORWITH	JTLX170
09/03/09	09/28/09	005969865	80080	46,760	50,540	(3,780)	-8.1%	COPR	HORWITH	JTLX170
09/03/09	09/28/09	005969866	80081	26,440	49,840	(23,400)	-88.5%	COPR	HORWITH	CITX300159
09/03/09	09/28/09	005969867	80082	65,640	51,900	13,740	20.9%	COPR	HORWITH	CITX300159
09/03/09	09/28/09	005969868	80083	66,020	50,520	15,500	23.5%	COPR	HORWITH	CITX300159
09/03/09	09/28/09	005969869	80084	45,260	51,600	(6,340)	-14.0%	COPR	HORWITH	CITX300159
09/03/09	09/28/09	005969870	80085	77,080	49,320	27,760	36.0%	COPR	HORWITH	JTLX30163
09/03/09	09/28/09	005969871	80086	76,580	51,060	25,520	33.3%	COPR	HORWITH	JTLX30163
09/03/09	09/28/09	005969872	80087	21,560	50,660	(29,100)	-135.0%	COPR	HORWITH	JTLX30163
09/03/09	09/28/09	005969873	80088	21,560	49,220	(27,660)	-128.3%	COPR	HORWITH	JTLX30163
09/03/09	09/28/09	005969874	80089	21,100	50,580	(29,480)	-139.7%	COPR	HORWITH	CEFX35832
09/03/09	09/28/09	005969875	80090	66,220	48,620	17,600	26.6%	COPR	HORWITH	CEFX35832
09/03/09	09/28/09	005969876	80091	66,000	51,460	14,540	22.0%	COPR	HORWITH	CEFX35832
09/03/09	09/28/09	005969877	80092	44,640	50,380	(5,740)	-12.9%	COPR	HORWITH	CEFX35832

Honeywell

HONEYWELL SA-7 USE HAZARDOUS WASTE TRACKING (2006)										
Date Shipped	Date of Return Manifest	State Manifest	Man. Doc #	Facilty Manifest Weight (lbs)	Estimated Weight (lbs)	Manifest - Estimate (lbs)	Manifest - Estimate (%)	Material	Transporter	RAILCAR #
09/03/09	09/28/09	005969878	80093	53,640	49,680	3,960	7.4%	COPR	HORWITH	JTLX30126
09/03/09	09/28/09	005969879	80094	69,080	50,680	18,400	26.6%	COPR	HORWITH	JTLX30126
09/03/09	09/28/09	005969880	80095	38,520	52,280	(13,760)	-35.7%	COPR	HORWITH	JTLX30126
09/03/09	09/28/09	005969881	80096	38,500	51,540	(13,040)	-33.9%	COPR	HORWITH	JTLX30126
09/03/09	09/28/09	005969882	80097	67,780	48,780	19,000	28.0%	COPR	HORWITH	JTLX30107
09/03/09	09/28/09	005969883	80098	68,900	50,020	18,880	27.4%	COPR	HORWITH	JTLX30107
09/03/09	09/28/09	005969884	80099	28,820	51,060	(22,240)	-77.2%	COPR	HORWITH	JTLX30107
09/03/09	09/28/09	005969885	80100	28,840	50,380	(21,540)	-74.7%	COPR	HORWITH	JTLX30107
09/03/09	09/28/09	005969886	80101	53,040	50,180	2,860	5.4%	COPR	HORWITH	JTLX130
09/03/09	09/28/09	005969887	80102	76,680	49,760	26,920	35.1%	COPR	HORWITH	JTLX130
09/03/09	09/28/09	005969888	80103	37,940	52,760	(14,820)	-39.1%	COPR	HORWITH	JTLX130
09/03/09	09/28/09	005969889	80104	37,960	51,860	(13,900)	-36.6%	COPR	HORWITH	JTLX130
09/03/09	09/28/09	005969890	80105	32,320	52,500	(20,180)	-62.4%	COPR	HORWITH	CITX300140
09/03/09	09/28/09	005969891	80106	76,660	50,300	26,360	34.4%	COPR	HORWITH	CITX300140
09/03/09	09/28/09	005969892	80107	69,080	50,440	18,640	27.0%	COPR	HORWITH	CITX300140
09/03/09	09/28/09	005969893	80108	23,840	52,460	(28,620)	-120.1%	COPR	HORWITH	CITX300140
09/04/09	09/28/09	005969894	80109	21,300	51,080	(29,780)	-139.8%	COPR	HORWITH	CHUX305
09/04/09	09/28/09	005969895	80110	76,080	49,760	26,320	34.6%	COPR	HORWITH	CHUX305
09/04/09	09/28/09	005969896	80111	76,480	49,940	26,540	34.7%	COPR	HORWITH	CHUX305
09/04/09	09/28/09	005969897	80112	19,160	48,480	(29,320)	-153.0%	COPR	HORWITH	CHUX305
09/04/09	09/28/09	005969898	80113	8,440	48,880	(40,440)	-479.1%	COPR	HORWITH	JTLX279
09/04/09	09/28/09	005969899	80114	69,340	48,640	20,700	29.9%	COPR	HORWITH	JTLX279
09/04/09	09/28/09	005969900	80115	65,580	48,060	17,520	26.7%	COPR	HORWITH	JTLX279
09/04/09	09/28/09	005969901	80116	49,120	50,380	(1,260)	-2.6%	COPR	HORWITH	JTLX279
09/04/09	09/28/09	005969902	80117	77,020	51,860	25,160	32.7%	COPR	HORWITH	CITX300124
09/04/09	09/28/09	005969903	80118	58,600	51,100	7,500	12.8%	COPR	HORWITH	CITX300124
09/04/09	09/28/09	005969904	80119	34,100	51,760	(17,660)	-51.8%	COPR	HORWITH	CITX300124
09/04/09	09/28/09	005969905	80120	34,120	49,940	(15,820)	-46.4%	COPR	HORWITH	CITX300124
09/04/09	09/28/09	005969906	80121	33,640	50,180	(16,540)	-49.2%	COPR	HORWITH	CHUX178
09/04/09	09/28/09	005969907	80122	76,560	49,340	27,220	35.6%	COPR	HORWITH	CHUX178
09/04/09	09/28/09	005969908	80123	75,820	49,880	25,940	34.2%	COPR	HORWITH	CHUX178
09/04/09	09/28/09	005969909	80124	42,820	50,080	(7,260)	-17.0%	COPR	HORWITH	CHUX281
09/04/09	09/28/09	005969910	80125	39,460	51,780	(12,320)	-31.2%	COPR	HORWITH	CHUX154
09/04/09	09/28/09	005969911	80126	10,340	51,120	(40,780)	-394.4%	COPR	HORWITH	CHUX178
09/04/09	09/28/09	005969912	80127	18,960	48,460	(29,500)	-155.6%	COPR	HORWITH	CHUX281
09/04/09	09/28/09	005969913	80128	65,720	48,540	17,180	26.1%	COPR	HORWITH	CHUX281
09/04/09	09/28/09	005969914	80129	65,800	49,980	15,820	24.0%	COPR	HORWITH	CHUX281
09/04/09	09/28/09	005969915	80130	76,240	49,140	27,100	35.5%	COPR	HORWITH	CHUX154
09/04/09	09/28/09	005969916	80131	14,540	51,700	(37,160)	-255.6%	COPR	HORWITH	CHUX154
09/04/09	09/28/09	005969917	80132	67,320	48,020	19,300	28.7%	COPR	HORWITH	CHUX154
09/04/09	09/28/09	005969918	80133	16,380	48,340	(31,960)	-195.1%	COPR	HORWITH	CHUX228
09/04/09	09/28/09	005969919	80134	65,920	49,160	16,760	25.4%	COPR	HORWITH	CHUX228
09/04/09	09/28/09	005969920	80135	36,420	49,780	(13,360)	-36.7%	COPR	HORWITH	CHUX228
09/04/09	09/28/09	005969921	80136	76,560	50,560	26,000	34.0%	COPR	HORWITH	CHUX228
09/04/09	09/28/09	005969922	80137	42,700	49,920	(7,220)	-16.9%	COPR	HORWITH	JTLX30167
09/04/09	09/28/09	005969923	80138	66,660	49,900	16,760	25.1%	COPR	HORWITH	JTLX30167
09/04/09	09/28/09	005969924	80139	77,340	52,000	25,340	32.8%	COPR	HORWITH	JTLX30167
09/04/09	09/28/09	005969925	80140	12,240	52,200	(39,960)	-326.5%	COPR	HORWITH	JTLX30167
09/04/09	09/28/09	005969926	80141	13,160	49,960	(36,800)	-279.6%	COPR	HORWITH	JTLX30160
09/04/09	09/28/09	005969927	80142	76,780	52,500	24,280	31.6%	COPR	HORWITH	JTLX30160
09/04/09	09/28/09	005969928	80143	33,560	51,000	(17,440)	-52.0%	COPR	HORWITH	JTLX30160
09/04/09	09/28/09	005969929	80144	75,860	50,540	25,320	33.4%	COPR	HORWITH	JTLX30160
09/04/09	09/28/09	005969930	80145	31,560	50,540	(18,980)	-60.1%	COPR	HORWITH	CITX300164
09/04/09	09/28/09	005969931	80146	76,880	49,760	27,120	35.3%	COPR	HORWITH	CITX300164
09/04/09	09/28/09	005969932	80147	76,620	51,000	25,620	33.4%	COPR	HORWITH	CITX300164
09/04/09	09/28/09	005969933	80148	12,440	51,080	(38,640)	-310.6%	COPR	HORWITH	CITX300164
09/04/09	09/28/09	005969934	80149	10,700	49,780	(39,080)	-365.2%	COPR	HORWITH	CEFX35817
09/04/09	09/28/09	005969935	80150	76,540	51,180	25,360	33.1%	COPR	HORWITH	CEFX35817
09/04/09	09/28/09	005969936	80151	76,540	51,500	25,040	32.7%	COPR	HORWITH	CEFX35817
09/04/09	09/28/09	005969937	80152	35,600	51,800	(16,200)	-45.5%	COPR	HORWITH	CEFX35817
09/04/09	09/28/09	005969938	80153	5,840	51,920	(46,080)	-789.0%	COPR	HORWITH	CEFX35807
09/04/09	09/28/09	005969939	80154	65,300	52,120	13,180	20.2%	COPR	HORWITH	CEFX35807
09/04/09	09/28/09	005969940	80155	65,760	50,640	15,120	23.0%	COPR	HORWITH	CEFX35807
09/04/09	09/28/09	005969941	80156	65,760	51,380	14,380	21.9%	COPR	HORWITH	CEFX35807
09/08/09	10/08/09	005969942	80157	45,780	50,500	(4,720)	-10.3%	COPR	HORWITH	CEFX35828
09/08/09	10/08/09	005969943	80158	66,980	49,940	17,040	25.4%	COPR	HORWITH	CEFX35828
09/08/09	10/08/09	005969944	80159	69,440	48,880	20,560	29.6%	COPR	HORWITH	CEFX35828
09/08/09	10/08/09	005969945	80160	12,280	49,340	(37,060)	-301.8%	COPR	HORWITH	CEFX35828
09/08/09	10/08/09	005969946	80161	31,620	49,060	(17,440)	-55.2%	COPR	HORWITH	CHUX270
09/08/09	10/08/09	005969947	80162	75,920	48,100	27,820	36.6%	COPR	HORWITH	CHUX270
09/08/09	10/08/09	005969948	80163	65,800	49,760	16,040	24.4%	COPR	HORWITH	CHUX270
09/08/09	10/08/09	005969949	80164	19,620	50,620	(31,000)	-158.0%	COPR	HORWITH	CHUX270
09/08/09	10/08/09	005969950	80165	17,560	48,840	(31,280)	-178.1%	COPR	HORWITH	CHUX302
09/08/09	10/08/09	005969951	80166	68,060	52,100	15,960	23.4%	COPR	HORWITH	CHUX302

HONEYWELL SA-7 USE HAZARDOUS WASTE TRACKING (2006)										
Date Shipped	Date of Return Manifest	State Manifest	Man. Doc #	Facilty Manifest Weight (lbs)	Estimated Weight (lbs)	Manifest - Estimate (lbs)	Manifest - Estimate (%)	Material	Transporter	RAILCAR #
09/08/09	10/08/09	005969952	80167	76,600	50,380	26,220	34.2%	COPR	HORWITH	CHUX302
09/08/09	10/08/09	005969953	80168	35,660	50,220	(14,560)	-40.8%	COPR	HORWITH	CHUX302
09/08/09	10/08/09	005969954	80169	41,420	49,060	(7,640)	-18.4%	COPR	HORWITH	CHUX240
09/08/09	10/08/09	005969955	80170	65,520	48,720	16,800	25.6%	COPR	HORWITH	CHUX240
09/08/09	10/08/09	005969956	80171	66,640	49,280	17,360	26.1%	COPR	HORWITH	CHUX240
09/08/09	10/08/09	005969957	80172	17,820	49,660	(31,840)	-178.7%	COPR	HORWITH	CHUX240
09/08/09	10/08/09	005969958	80173	32,240	49,840	(17,600)	-54.6%	COPR	HORWITH	CHUX104
09/08/09	10/08/09	005969959	80174	67,180	51,580	15,600	23.2%	COPR	HORWITH	CHUX104
09/08/09	10/08/09	005969960	80175	76,060	50,240	25,820	33.9%	COPR	HORWITH	CHUX104
09/08/09	10/08/09	005969961	80176	24,320	51,080	(26,760)	-110.0%	COPR	HORWITH	CHUX104
09/08/09	10/08/09	005969962	80177	50,740	51,960	(1,220)	-2.4%	COPR	HORWITH	JTLX30136
09/08/09	10/08/09	005969963	80178	76,700	50,800	25,900	33.8%	COPR	HORWITH	JTLX30136
09/08/09	10/08/09	005969964	80179	38,180	52,320	(14,140)	-37.0%	COPR	HORWITH	JTLX30136
09/08/09	10/08/09	005969965	80180	38,200	50,540	(12,340)	-32.3%	COPR	HORWITH	JTLX30136
09/08/09	10/08/09	005969966	80181	8,220	51,360	(43,140)	-524.8%	COPR	HORWITH	CITX300142
09/08/09	10/08/09	005969967	80182	77,260	49,000	28,260	36.6%	COPR	HORWITH	CITX300142
09/08/09	10/08/09	005969968	80183	67,980	49,980	18,000	26.5%	COPR	HORWITH	CITX300142
09/08/09	10/08/09	005969969	80184	64,500	49,840	14,660	22.7%	COPR	HORWITH	CITX300133
09/08/09	10/08/09	005969970	80185	44,520	52,500	(7,980)	-17.9%	COPR	HORWITH	CITX300142
09/08/09	10/08/09	005969971	80186	76,780	51,500	25,280	32.9%	COPR	HORWITH	CITX300133
09/08/09	10/08/09	005969972	80187	30,120	52,300	(22,180)	-73.6%	COPR	HORWITH	CITX300133
09/08/09	10/08/09	005969973	80188	30,140	52,540	(22,400)	-74.3%	COPR	HORWITH	CITX300133
09/08/09	10/08/09	005969974	80189	59,820	51,740	8,080	13.5%	COPR	HORWITH	JTLX151
09/08/09	10/08/09	005969975	80190	68,740	51,780	16,960	24.7%	COPR	HORWITH	JTLX151
09/08/09	10/08/09	005969976	80191	38,500	50,860	(12,360)	-32.1%	COPR	HORWITH	JTLX151
09/08/09	10/08/09	005969977	80192	38,480	49,360	(10,880)	-28.3%	COPR	HORWITH	JTLX151
09/08/09	10/08/09	005969978	80193	39,620	51,600	(11,980)	-30.2%	COPR	HORWITH	CEFX35812
09/08/09	10/08/09	005969979	80194	68,440	51,620	16,820	24.6%	COPR	HORWITH	CEFX35812
09/08/09	10/08/09	005969980	80195	16,860	48,560	(31,700)	-188.0%	COPR	HORWITH	CEFX35812
09/08/09	10/08/09	005969981	80196	76,880	52,320	24,560	31.9%	COPR	HORWITH	CEFX35812
09/08/09	10/08/09	005969982	80197	44,060	51,140	(7,080)	-16.1%	COPR	HORWITH	JTLX270
09/08/09	10/08/09	005969983	80198	65,440	52,480	12,960	19.8%	COPR	HORWITH	JTLX270
09/08/09	10/08/09	005969984	80199	65,220	49,520	15,700	24.1%	COPR	HORWITH	JTLX270
09/08/09	10/08/09	005969985	80200	27,540	49,640	(22,100)	-80.2%	COPR	HORWITH	JTLX270
09/08/09	10/08/09	005969986	80201	21,240	50,460	(29,220)	-137.6%	COPR	HORWITH	JTLX30120
09/08/09	10/08/09	005969987	80202	76,000	51,260	24,740	32.6%	COPR	HORWITH	JTLX30120
09/08/09	10/08/09	005969988	80203	31,900	49,700	(17,800)	-55.8%	COPR	HORWITH	JTLX30120
09/08/09	10/08/09	005969989	80204	67,120	48,160	18,960	28.2%	COPR	HORWITH	JTLX30120
09/08/09	10/08/09	005969990	80205	22,160	50,820	(28,660)	-129.3%	COPR	HORWITH	CITX300122
09/09/09	09/28/09	005969991	80206	8,380	50,400	(42,020)	-501.4%	COPR	HORWITH	CHUX145
09/09/09	09/28/09	005969992	80207	76,860	48,660	28,200	36.7%	COPR	HORWITH	CHUX145
09/09/09	09/28/09	005969993	80208	67,700	49,880	17,820	26.3%	COPR	HORWITH	CHUX145
09/09/09	09/28/09	005969994	80209	45,220	50,680	(5,460)	-12.1%	COPR	HORWITH	CHUX145
09/09/09	10/08/09	005969995	80210	33,600	50,540	(16,940)	-50.4%	COPR	HORWITH	JTLX268
09/09/09	10/08/09	005969996	80211	68,860	49,540	19,320	28.1%	COPR	HORWITH	JTLX268
09/09/09	10/08/09	005969997	80212	68,240	49,120	19,120	28.0%	COPR	HORWITH	JTLX268
09/09/09	10/08/09	005969998	80213	25,300	50,400	(25,100)	-99.2%	COPR	HORWITH	JTLX268
09/09/09	10/08/09	005969999	80214	54,960	49,480	5,480	10.0%	COPR	HORWITH	CITX300162
09/09/09	10/08/09	005970000	80215	76,720	50,440	26,280	34.3%	COPR	HORWITH	CITX300162
09/09/09	10/08/09	005970001	80216	33,940	51,160	(17,220)	-50.7%	COPR	HORWITH	CITX300162
09/09/09	10/08/09	005970002	80217	33,940	51,000	(17,060)	-50.3%	COPR	HORWITH	CITX300162
09/09/09	10/08/09	005970003	80218	42,540	50,000	(7,460)	-17.5%	COPR	HORWITH	JTLX30127
09/09/09	10/08/09	005970004	80219	66,080	50,160	15,920	24.1%	COPR	HORWITH	JTLX30127
09/09/09	10/08/09	005970005	80220	66,860	49,720	17,140	25.6%	COPR	HORWITH	JTLX30127
09/09/09	10/08/09	005970006	80221	13,740	48,860	(35,120)	-255.6%	COPR	HORWITH	JTLX30127
09/09/09	10/08/09	005970007	80222	27,520	49,500	(21,980)	-79.9%	COPR	HORWITH	CITX300123
09/09/09	10/08/09	005970008	80223	67,460	49,920	17,540	26.0%	COPR	HORWITH	CITX300123
09/09/09	10/08/09	005970009	80224	75,580	51,040	24,540	32.5%	COPR	HORWITH	CITX300123
09/09/09	10/08/09	005970010	80225	22,900	49,900	(27,000)	-117.9%	COPR	HORWITH	CITX300123
09/09/09	10/08/09	005970011	80226	76,780	52,120	24,660	32.1%	COPR	HORWITH	CHUX212
09/09/09	10/08/09	005970012	80227	68,540	48,880	19,660	28.7%	COPR	HORWITH	CHUX212
09/09/09	10/08/09	005970013	80228	24,440	50,640	(26,200)	-107.2%	COPR	HORWITH	CHUX212
09/09/09	10/08/09	005970014	80229	24,460	48,720	(24,260)	-99.2%	COPR	HORWITH	CHUX212
09/09/09	10/08/09	005970015	80230	51,340	50,480	860	1.7%	COPR	HORWITH	CHUX223
09/09/09	10/08/09	005970016	80231	76,380	49,600	26,780	35.1%	COPR	HORWITH	CHUX223
09/09/09	10/08/09	005970017	80232	34,560	51,200	(16,640)	-48.1%	COPR	HORWITH	CHUX223
09/09/09	10/08/09	005970018	80233	34,560	51,220	(16,660)	-48.2%	COPR	HORWITH	CHUX223
09/09/09	10/08/09	005970019	80234	71,380	51,340	20,040	28.1%	COPR	HORWITH	CITX300021
09/09/09	10/08/09	005970020	80235	68,620	51,700	16,920	24.7%	COPR	HORWITH	CITX300021
09/09/09	10/08/09	005970021	80236	29,380	49,780	(20,400)	-69.4%	COPR	HORWITH	CITX300021
09/09/09	10/08/09	005970022	80237	29,380	50,200	(20,820)	-70.9%	COPR	HORWITH	CITX300021
09/09/09	10/08/09	005970023	80238	45,620	49,900	(4,280)	-9.4%	COPR	HORWITH	CEFX35841
09/09/09	10/08/09	005970024	80239	68,860	51,580	17,280	25.1%	COPR	HORWITH	CEFX35841
09/09/09	10/08/09	005970025	80240	76,820	49,600	27,220	35.4%	COPR	HORWITH	CEFX35841

Honeywell

HONEYWELL SA-7 USE HAZARDOUS WASTE TRACKING (2006)										
Date Shipped	Date of Return Manifest	State Manifest	Man. Doc #	Facilty Manifest Weight (lbs)	Estimated Weight (lbs)	Manifest - Estimate (lbs)	Manifest - Estimate (%)	Material	Transporter	RAILCAR #
09/09/09	10/08/09	005970026	80241	5,380	49,240	(43,860)	-815.2%	COPR	HORWITH	CEFX35841
09/09/09	10/08/09	005970027	80242	43,880	50,540	(6,660)	-15.2%	COPR	HORWITH	NDYX320426
09/09/09	10/08/09	005970028	80243	65,780	50,060	15,720	23.9%	COPR	HORWITH	NDYX320426
09/09/09	10/08/09	005970029	80244	65,340	50,280	15,060	23.0%	COPR	HORWITH	NDYX320426
09/09/09	10/08/09	005970030	80245	21,460	49,940	(28,480)	-132.7%	COPR	HORWITH	NDYX320426
09/09/09	10/08/09	005970031	80246	76,320	50,740	25,580	33.5%	COPR	HORWITH	CITX300122
09/09/09	10/08/09	005970032	80247	31,780	49,200	(17,420)	-54.8%	COPR	HORWITH	CITX300122
09/09/09	10/08/09	005970033	80248	66,920	49,240	17,680	26.4%	COPR	HORWITH	CITX300122
09/09/09	10/08/09	005970034	80249	8,400	49,300	(40,900)	-486.9%	COPR	HORWITH	CHUX130
09/09/09	10/08/09	005970035	80250	68,980	50,660	18,320	26.6%	COPR	HORWITH	CHUX130
09/09/09	10/08/09	005970036	80251	68,700	51,960	16,740	24.4%	COPR	HORWITH	CHUX130
09/09/09	10/08/09	005970037	80252	54,260	51,800	2,460	4.5%	COPR	HORWITH	CHUX130
09/09/09	10/08/09	005970038	80253	37,940	51,220	(13,280)	-35.0%	COPR	HORWITH	CHUX161
09/10/09	10/08/09	005970039	80254	35,120	49,500	(14,380)	-40.9%	COPR	HORWITH	JTLX30155
09/10/09	10/08/09	005970040	80255	66,560	49,640	16,920	25.4%	COPR	HORWITH	JTLX30155
09/10/09	10/08/09	005970041	80256	75,880	48,420	27,460	36.2%	COPR	HORWITH	JTLX30155
09/10/09	10/08/09	005970042	80257	17,160	52,220	(35,060)	-204.3%	COPR	HORWITH	JTLX30155
09/10/09	10/08/09	005970043	80258	9,180	51,680	(42,500)	-463.0%	COPR	HORWITH	CHUX202
09/10/09	10/08/09	005970044	80259	76,580	50,660	25,920	33.8%	COPR	HORWITH	CHUX202
09/10/09	10/08/09	005970045	80260	68,620	51,760	16,860	24.6%	COPR	HORWITH	CHUX202
09/10/09	10/08/09	005970046	80261	41,240	49,940	(8,700)	-21.1%	COPR	HORWITH	CHUX202
09/10/09	10/08/09	005970047	80262	76,640	50,580	26,060	34.0%	COPR	HORWITH	JTLX30100
09/10/09	10/08/09	005970048	80263	46,620	51,000	(4,380)	-9.4%	COPR	HORWITH	JTLX30100
09/10/09	10/08/09	005970049	80264	33,680	48,620	(14,940)	-44.4%	COPR	HORWITH	JTLX30100
09/10/09	10/08/09	005970050	80265	33,680	49,920	(16,240)	-48.2%	COPR	HORWITH	JTLX30100
09/10/09	10/08/09	005970051	80266	61,640	52,280	9,360	15.2%	COPR	HORWITH	CHUX243
09/10/09	10/08/09	005970052	80267	67,220	51,620	15,600	23.2%	COPR	HORWITH	CHUX243
09/10/09	10/08/09	005970053	80268	35,080	49,240	(14,160)	-40.4%	COPR	HORWITH	CHUX243
09/10/09	10/08/09	005970054	80269	35,100	48,100	(13,000)	-37.0%	COPR	HORWITH	CHUX243
09/10/09	10/08/09	005970055	80270	61,000	50,460	10,540	17.3%	COPR	HORWITH	CEFX35800
09/10/09	10/08/09	005970056	80271	63,460	52,380	11,080	17.5%	COPR	HORWITH	CEFX35800
09/10/09	10/08/09	005970057	80272	65,720	49,340	16,380	24.9%	COPR	HORWITH	CEFX35800
09/10/09	10/08/09	005970058	80273	38,360	49,960	(11,600)	-30.2%	COPR	HORWITH	CHUX126
09/10/09	10/08/09	005970059	80274	6,840	51,000	(44,160)	-645.6%	COPR	HORWITH	CEFX35800
09/10/09	10/08/09	005970060	80275	76,960	51,100	25,860	33.6%	COPR	HORWITH	CHUX126
09/10/09	10/08/09	005970061	80276	66,820	51,880	14,940	22.4%	COPR	HORWITH	CHUX126
09/10/09	10/08/09	005970062	80277	15,260	50,100	(34,840)	-228.3%	COPR	HORWITH	CHUX126
09/10/09	10/08/09	005970063	80278	9,220	50,000	(40,780)	-442.3%	COPR	HORWITH	JTLX30170
09/10/09	10/08/09	005970064	80279	76,560	48,220	28,340	37.0%	COPR	HORWITH	JTLX30170
09/10/09	10/08/09	005970065	80280	68,840	52,740	16,100	23.4%	COPR	HORWITH	JTLX30170
09/10/09	10/08/09	005970066	80281	38,360	51,320	(12,960)	-33.8%	COPR	HORWITH	JTLX30170
09/10/09	10/08/09	005970067	80282	68,740	48,020	20,720	30.1%	COPR	HORWITH	JTLX264
09/10/09	10/08/09	005970068	80283	76,820	50,140	26,680	34.7%	COPR	HORWITH	JTLX264
09/10/09	10/08/09	005970069	80284	23,640	50,500	(26,860)	-113.6%	COPR	HORWITH	JTLX264
09/10/09	10/08/09	005970070	80285	24,880	51,480	(26,600)	-106.9%	COPR	HORWITH	JTLX30101
09/10/09	10/08/09	005970071	80286	23,660	51,680	(28,020)	-118.4%	COPR	HORWITH	JTLX264
09/10/09	10/08/09	005970072	80287	75,960	48,800	27,160	35.8%	COPR	HORWITH	JTLX30101
09/10/09	10/08/09	005970073	80288	66,080	51,800	14,280	21.6%	COPR	HORWITH	JTLX30101
09/10/09	10/08/09	005970074	80289	27,460	49,180	(21,720)	-79.1%	COPR	HORWITH	JTLX30101
09/10/09	10/08/09	005970075	80290	68,780	49,120	19,660	28.6%	COPR	HORWITH	CITX300116
09/10/09	10/08/09	005970076	80291	76,100	48,500	27,600	36.3%	COPR	HORWITH	CITX300116
09/10/09	10/08/09	005970077	80292	21,180	48,860	(27,680)	-130.7%	COPR	HORWITH	CITX300116
09/10/09	10/08/09	005970078	80293	21,160	50,400	(29,240)	-138.2%	COPR	HORWITH	CITX300116
09/10/09	10/08/09	005970079	80294	68,380	48,100	20,280	29.7%	COPR	HORWITH	CHUX161
09/10/09	10/08/09	005970080	80295	66,420	49,680	16,740	25.2%	COPR	HORWITH	CHUX161
09/10/09	10/08/09	005970081	80296	21,940	50,180	(28,240)	-128.7%	COPR	HORWITH	CHUX161
09/10/09	10/08/09	005970082	80297	48,840	49,860	(1,020)	-2.1%	COPR	HORWITH	CHUX256
09/10/09	10/08/09	005970083	80298	53,960	48,260	5,700	10.6%	COPR	HORWITH	CITX300020
09/10/09	10/08/09	005970084	80299	68,680	49,880	18,800	27.4%	COPR	HORWITH	CITX300020
09/10/09	10/08/09	005970085	80300	33,820	49,340	(15,520)	-45.9%	COPR	HORWITH	CITX300020
09/10/09	10/08/09	005970086	80301	33,820	49,560	(15,740)	-46.5%	COPR	HORWITH	CITX300020
09/10/09	10/08/09	005970087	80302	65,440	49,700	15,740	24.1%	COPR	HORWITH	CHUX256
09/10/09	10/08/09	005970088	80303	68,820	49,480	19,340	28.1%	COPR	HORWITH	CHUX256
09/10/09	10/08/09	005970089	80304	13,500	52,440	(38,940)	-288.4%	COPR	HORWITH	CHUX256
09/11/09	10/08/09	005970090	80305	77,020	49,720	27,300	35.4%	COPR	HORWITH	CIGX800696
09/11/09	10/08/09	005970091	80306	76,080	51,120	24,960	32.8%	COPR	HORWITH	CIGX800696
09/11/09	10/08/09	005970092	80307	23,680	52,140	(28,460)	-120.2%	COPR	HORWITH	CIGX800696
09/11/09	10/08/09	005970093	80308	23,680	51,660	(27,980)	-118.2%	COPR	HORWITH	CIGX800696
09/11/09	10/08/09	005970094	80309	40,800	50,480	(9,680)	-23.7%	COPR	HORWITH	CIGX800699
09/11/09	10/08/09	005970095	80310	76,760	49,800	26,960	35.1%	COPR	HORWITH	CIGX800699
09/11/09	10/08/09	005970096	80311	30,120	52,120	(22,000)	-73.0%	COPR	HORWITH	CHUX103
09/11/09	10/08/09	005970097	80312	38,660	49,020	(10,360)	-26.8%	COPR	HORWITH	CIGX800699
09/11/09	10/08/09	005970098	80313	76,920	50,400	26,520	34.5%	COPR	HORWITH	CHUX103
09/11/09	10/08/09	005970099	80314	38,660	50,800	(12,140)	-31.4%	COPR	HORWITH	CIGX800699

HONEYWELL SA-7 USE HAZARDOUS WASTE TRACKING (2006)										
Date Shipped	Date of Return Manifest	State Manifest	Man. Doc #	Facilty Manifest Weight (lbs)	Estimated Weight (lbs)	Manifest - Estimate (lbs)	Manifest - Estimate (%)	Material	Transporter	RAILCAR #
09/11/09	10/08/09	005970100	80315	67,320	52,200	15,120	22.5%	COPR	HORWITH	CHUX103
09/11/09	10/08/09	005970101	80316	25,000	51,300	(26,300)	-105.2%	COPR	HORWITH	CHUX103
09/11/09	10/08/09	005970102	80317	6,940	51,960	(45,020)	-648.7%	COPR	HORWITH	DJLX98519
09/11/09	10/08/09	005970103	80318	77,020	50,520	26,500	34.4%	COPR	HORWITH	DJLX98519
09/11/09	10/08/09	005970104	80319	76,220	52,200	24,020	31.5%	COPR	HORWITH	DJLX98519
09/11/09	10/08/09	005970105	80320	38,340	48,320	(9,980)	-26.0%	COPR	HORWITH	DJLX98519
09/11/09	10/08/09	005970106	80321	77,140	48,560	28,580	37.0%	COPR	HORWITH	CIGX800708
09/11/09	10/08/09	005970107	80322	42,140	49,000	(6,860)	-16.3%	COPR	HORWITH	CIGX800708
09/11/09	10/08/09	005970108	80323	38,680	49,440	(10,760)	-27.8%	COPR	HORWITH	CIGX800708
09/11/09	10/08/09	005970109	80324	38,680	50,760	(12,080)	-31.2%	COPR	HORWITH	CIGX800708
09/11/09	10/08/09	005970110	80325	67,400	51,740	15,660	23.2%	COPR	HORWITH	CITX300112
09/11/09	10/08/09	005970111	80326	23,320	49,840	(26,520)	-113.7%	COPR	HORWITH	CITX300112
09/11/09	10/08/09	005970112	80327	76,480	50,500	25,980	34.0%	COPR	HORWITH	CITX300121
09/11/09	10/08/09	005970113	80328	77,020	48,300	28,720	37.3%	COPR	HORWITH	CITX300112
09/11/09	10/08/09	005970114	80329	24,760	49,680	(24,920)	-100.6%	COPR	HORWITH	CITX300112
09/11/09	10/08/09	005970115	80330	71,620	49,480	22,140	30.9%	COPR	HORWITH	CITX300121
09/11/09	10/08/09	005970116	80331	22,620	49,740	(27,120)	-119.9%	COPR	HORWITH	CITX300121
09/11/09	10/08/09	005970117	80332	22,640	49,900	(27,260)	-120.4%	COPR	HORWITH	CITX300121
09/11/09	10/08/09	005970118	80333	33,480	49,380	(15,900)	-47.5%	COPR	HORWITH	CIGX800691
09/11/09	10/08/09	005970119	80334	77,080	51,100	25,980	33.7%	COPR	HORWITH	CIGX800691
09/11/09	10/08/09	005970120	80335	77,100	48,080	29,020	37.6%	COPR	HORWITH	CIGX800691
09/11/09	10/08/09	005970121	80336	5,380	49,580	(44,200)	-821.6%	COPR	HORWITH	CIGX800691
09/11/09	10/08/09	005970122	80337	21,280	50,160	(28,880)	-135.7%	COPR	HORWITH	CIGX800702
09/11/09	10/08/09	005970123	80338	77,240	50,180	27,060	35.0%	COPR	HORWITH	CIGX800702
09/11/09	10/08/09	005970124	80339	67,640	51,000	16,640	24.6%	COPR	HORWITH	CIGX800702
09/11/09	10/08/09	005970125	80340	32,160	52,600	(20,440)	-63.6%	COPR	HORWITH	CIGX800702
09/11/09	10/08/09	005970126	80341	42,800	49,640	(6,840)	-16.0%	COPR	HORWITH	CIGX800703
09/11/09	10/08/09	005970127	80342	76,820	50,100	26,720	34.8%	COPR	HORWITH	CIGX800703
09/11/09	10/08/09	005970128	80343	38,680	48,140	(9,460)	-24.5%	COPR	HORWITH	CIGX800703
09/11/09	10/08/09	005970129	80344	38,680	49,920	(11,240)	-29.1%	COPR	HORWITH	CIGX800703
09/11/09	10/08/09	005970130	80345	26,840	49,980	(23,140)	-86.2%	COPR	HORWITH	JTLX276
09/11/09	10/08/09	005970131	80346	67,540	50,380	17,160	25.4%	COPR	HORWITH	JTLX276
09/11/09	10/08/09	005970132	80347	23,040	50,060	(27,020)	-117.3%	COPR	HORWITH	JTLX276
09/11/09	10/08/09	005970133	80348	77,080	48,180	28,900	37.5%	COPR	HORWITH	JTLX276
09/11/09	10/08/09	005970134	80349	77,140	51,440	25,700	33.3%	COPR	HORWITH	CHUX253
09/11/09	10/08/09	005970135	80350	76,660	50,480	26,180	34.2%	COPR	HORWITH	CHUX253
09/11/09	10/08/09	005970136	80351	21,000	50,680	(29,680)	-141.3%	COPR	HORWITH	CHUX253
09/11/09	10/08/09	005970137	80352	21,000	50,680	(29,680)	-141.3%	COPR	HORWITH	CHUX253
09/14/09	10/20/09	005970138	80353	57,560	49,440	8,120	14.1%	COPR	HORWITH	CITX300167
09/14/09	10/20/09	005970139	80354	76,720	49,480	27,240	35.5%	COPR	HORWITH	CITX300167
09/14/09	10/20/09	005970140	80355	30,640	50,100	(19,460)	-63.5%	COPR	HORWITH	CITX300167
09/14/09	10/20/09	005970141	80356	30,660	49,920	(19,260)	-62.8%	COPR	HORWITH	CITX300167
09/14/09	10/20/09	005970142	80357	38,820	48,220	(9,400)	-24.2%	COPR	HORWITH	JTLX265
09/14/09	10/20/09	005970143	80358	76,880	50,300	26,580	34.6%	COPR	HORWITH	JTLX265
09/14/09	10/20/09	005970144	80359	77,240	51,920	25,320	32.8%	COPR	HORWITH	JTLX265
09/14/09	10/20/09	005970145	80360	6,160	49,080	(42,920)	-696.8%	COPR	HORWITH	JTLX265
09/14/09	10/20/09	005970146	80361	26,300	51,520	(25,220)	-95.9%	COPR	HORWITH	JTLX4058
09/14/09	10/20/09	005970147	80362	76,980	49,040	27,940	36.3%	COPR	HORWITH	JTLX4058
09/14/09	10/20/09	005970148	80363	67,380	51,140	16,240	24.1%	COPR	HORWITH	JTLX4058
09/14/09	10/20/09	005970149	80364	28,860	51,300	(22,440)	-77.8%	COPR	HORWITH	JTLX4058
09/14/09	10/08/09	005970150	80365	76,660	50,480	26,180	34.2%	COPR	HORWITH	CIGX800701
09/14/09	10/08/09	005970151	80366	76,300	49,980	26,320	34.5%	COPR	HORWITH	CIGX800701
09/14/09	10/08/09	005970152	80367	20,380	51,200	(30,820)	-151.2%	COPR	HORWITH	CIGX800701
09/14/09	10/08/09	005970153	80368	20,380	50,580	(30,200)	-148.2%	COPR	HORWITH	CIGX800701
09/14/09	10/08/09	005970154	80369	36,140	48,020	(11,880)	-32.9%	COPR	HORWITH	CIGX800700
09/14/09	10/08/09	005970155	80370	65,540	48,920	16,620	25.4%	COPR	HORWITH	CIGX800700
09/14/09	10/08/09	005970156	80371	68,660	49,440	19,220	28.0%	COPR	HORWITH	CIGX800700
09/14/09	10/08/09	005970157	80372	24,840	50,700	(25,860)	-104.1%	COPR	HORWITH	CIGX800700
09/14/09	10/08/09	005970158	80373	42,300	49,620	(7,320)	-17.3%	COPR	HORWITH	CIGX800709
09/14/09	10/08/09	005970159	80374	76,500	51,920	24,580	32.1%	COPR	HORWITH	CIGX800709
09/14/09	10/08/09	005970160	80375	77,380	50,340	27,040	34.9%	COPR	HORWITH	CIGX800709
09/14/09	10/08/09	005970161	80376	6,920	52,140	(45,220)	-653.5%	COPR	HORWITH	CIGX800709
09/14/09	10/08/09	005970162	80377	70,040	48,880	21,160	30.2%	COPR	HORWITH	CIGX800695
09/14/09	10/08/09	005970163	80378	76,020	49,580	26,440	34.8%	COPR	HORWITH	CIGX800695
09/14/09	10/08/09	005970164	80379	22,000	51,180	(29,180)	-132.6%	COPR	HORWITH	CIGX800695
09/14/09	10/08/09	005970165	80380	22,000	48,120	(26,120)	-118.7%	COPR	HORWITH	CIGX800695
09/14/09	10/08/09	005970166	80381	33,200	51,800	(18,600)	-56.0%	COPR	HORWITH	CIGX300697
09/14/09	10/08/09	005970167	80382	65,720	50,160	15,560	23.7%	COPR	HORWITH	CIGX300697
09/14/09	10/08/09	005970168	80383	30,140	49,500	(19,360)	-64.2%	COPR	HORWITH	CIGX300697
09/14/09	10/08/09	005970169	80384	13,980	49,140	(35,160)	-251.5%	COPR	HORWITH	JTLX185
09/14/09	10/08/09	005970170	80385	68,960	51,980	16,980	24.6%	COPR	HORWITH	CIGX300697
09/14/09	10/08/09	005970171	80386	66,620	50,200	16,420	24.6%	COPR	HORWITH	JTLX185
09/14/09	10/08/09	005970172	80387	69,080	50,180	18,900	27.4%	COPR	HORWITH	JTLX185
09/14/09	10/08/09	005970173	80388	44,500	48,040	(3,540)	-8.0%	COPR	HORWITH	JTLX185

HONEYWELL SA-7 USE HAZARDOUS WASTE TRACKING (2006)										
Date Shipped	Date of Return Manifest	State Manifest	Man. Doc #	Facilty Manifest Weight (lbs)	Estimated Weight (lbs)	Manifest - Estimate (lbs)	Manifest - Estimate (%)	Material	Transporter	RAILCAR #
09/14/09	10/08/09	005970174	80389	55,780	48,980	6,800	12.2%	COPR	HORWITH	CITX300028
09/14/09	10/08/09	005970175	80390	76,720	50,200	26,520	34.6%	COPR	HORWITH	CITX300028
09/14/09	10/08/09	005970176	80391	31,860	49,160	(17,300)	-54.3%	COPR	HORWITH	CITX300028
09/14/09	10/08/09	005970177	80392	31,840	49,920	(18,080)	-56.8%	COPR	HORWITH	CITX300028
09/14/09	10/08/09	005970178	80393	26,020	50,080	(24,060)	-92.5%	COPR	HORWITH	CIGX800704
09/14/09	10/08/09	005970179	80394	76,660	50,460	26,200	34.2%	COPR	HORWITH	CIGX800704
09/14/09	10/08/09	005970180	80395	77,540	49,580	27,960	36.1%	COPR	HORWITH	CIGX800704
09/14/09	10/08/09	005970181	80396	21,680	51,220	(29,540)	-136.3%	COPR	HORWITH	CIGX800704
09/14/09	10/08/09	005970182	80397	27,020	51,780	(24,760)	-91.6%	COPR	HORWITH	CIGX800705
09/14/09	10/08/09	005970183	80398	66,440	50,480	15,960	24.0%	COPR	HORWITH	CIGX800705
09/14/09	10/08/09	005970184	80399	68,520	50,420	18,100	26.4%	COPR	HORWITH	CIGX800705
09/14/09	10/08/09	005970185	80400	40,700	49,520	(8,820)	-21.7%	COPR	HORWITH	CIGX800705
09/15/09	10/08/09	005970186	80401	67,640	48,700	18,940	28.0%	COPR	HORWITH	CIGX800710
09/15/09	10/08/09	005970187	80402	76,220	48,120	28,100	36.9%	COPR	HORWITH	CIGX800710
09/15/09	10/08/09	005970188	80403	25,080	49,240	(24,160)	-96.3%	COPR	HORWITH	CIGX800710
09/15/09	10/08/09	005970189	80404	25,080	48,260	(23,180)	-92.4%	COPR	HORWITH	CIGX800710
09/15/09	10/08/09	005970190	80405	36,840	51,980	(15,140)	-41.1%	COPR	HORWITH	CIGX300694
09/15/09	10/08/09	005970191	80406	77,080	51,320	25,760	33.4%	COPR	HORWITH	CIGX300694
09/15/09	10/08/09	005970192	80407	77,240	48,400	28,840	37.3%	COPR	HORWITH	CIGX300694
09/15/09	10/08/09	005970193	80408	9,220	49,460	(40,240)	-436.4%	COPR	HORWITH	CIGX300694
09/15/09	10/20/09	005970194	80409	28,420	50,140	(21,720)	-76.4%	COPR	HORWITH	CIGX800698
09/15/09	10/20/09	005970195	80410	77,360	50,240	27,120	35.1%	COPR	HORWITH	CIGX800698
09/15/09	10/20/09	005970196	80411	68,940	49,160	19,780	28.7%	COPR	HORWITH	CIGX800698
09/15/09	10/20/09	005970197	80412	19,780	49,960	(30,180)	-152.6%	COPR	HORWITH	CIGX800698
09/15/09	10/20/09	005970198	80413	39,840	50,420	(10,580)	-26.6%	COPR	HORWITH	DJLX98509
09/15/09	10/20/09	005970199	80414	76,620	50,880	25,740	33.6%	COPR	HORWITH	DJLX98509
09/15/09	10/20/09	005970200	80415	39,340	50,160	(10,820)	-27.5%	COPR	HORWITH	DJLX98509
09/15/09	10/20/09	005970201	80416	39,340	48,600	(9,260)	-23.5%	COPR	HORWITH	DJLX98509
09/15/09	10/20/09	005970202	80417	77,060	50,540	26,520	34.4%	COPR	HORWITH	CITX300154
09/15/09	10/20/09	005970203	80418	76,500	50,380	26,120	34.1%	COPR	HORWITH	CITX300154
09/15/09	10/20/09	005970204	80419	20,460	49,440	(28,980)	-141.6%	COPR	HORWITH	CITX300154
09/15/09	10/20/09	005970205	80420	20,440	49,780	(29,340)	-143.5%	COPR	HORWITH	CITX300154
09/15/09	10/20/09	005970206	80421	42,180	50,340	(8,160)	-19.3%	COPR	HORWITH	CEFX35801
09/15/09	10/20/09	005970207	80422	76,740	49,060	27,680	36.1%	COPR	HORWITH	CEFX35801
09/15/09	10/20/09	005970208	80423	38,820	51,740	(12,920)	-33.3%	COPR	HORWITH	CEFX35801
09/15/09	10/20/09	005970209	80424	38,800	50,600	(11,800)	-30.4%	COPR	HORWITH	CEFX35801
09/15/09	10/20/09	005970210	80425	22,920	49,300	(26,380)	-115.1%	COPR	HORWITH	JTLX30129
09/15/09	10/20/09	005970211	80426	76,880	50,120	26,760	34.8%	COPR	HORWITH	JTLX30129
09/15/09	10/20/09	005970212	80427	20,720	49,580	(28,860)	-139.3%	COPR	HORWITH	JTLX30119
09/15/09	10/20/09	005970213	80428	77,520	49,520	28,000	36.1%	COPR	HORWITH	JTLX30119
09/15/09	10/20/09	005970214	80429	68,700	49,900	18,800	27.4%	COPR	HORWITH	JTLX30119
09/15/09	10/20/09	005970215	80430	23,720	49,220	(25,500)	-107.5%	COPR	HORWITH	JTLX30119
09/15/09	10/20/09	005970216	80431	70,900	51,020	19,880	28.0%	COPR	HORWITH	CEFX35821
09/15/09	10/20/09	005970217	80432	76,640	50,120	26,520	34.6%	COPR	HORWITH	CEFX35821
09/15/09	10/20/09	005970218	80433	24,180	51,300	(27,120)	-112.2%	COPR	HORWITH	CEFX35821
09/15/09	10/20/09	005970219	80434	24,160	50,540	(26,380)	-109.2%	COPR	HORWITH	CEFX35821
09/15/09	10/20/09	005970220	80435	25,640	48,940	(23,300)	-90.9%	COPR	HORWITH	CIGX800692
09/15/09	10/20/09	005970221	80436	76,900	50,400	26,500	34.5%	COPR	HORWITH	CIGX800692
09/15/09	10/20/09	005970222	80437	77,220	50,260	26,960	34.9%	COPR	HORWITH	CIGX800692
09/15/09	10/20/09	005970223	80438	13,880	49,220	(35,340)	-254.6%	COPR	HORWITH	CIGX800692
09/15/09	10/20/09	005970224	80439	7,580	51,080	(43,500)	-573.9%	COPR	HORWITH	CIGX800693
09/15/09	10/20/09	005970225	80440	77,020	49,720	27,300	35.4%	COPR	HORWITH	CIGX800693
09/15/09	10/20/09	005970226	80441	68,720	48,940	19,780	28.8%	COPR	HORWITH	CIGX800693
09/15/09	10/20/09	005970227	80442	40,120	49,100	(8,980)	-22.4%	COPR	HORWITH	CIGX800693
09/15/09	10/20/09	005970228	80443	19,320	49,640	(30,320)	-156.9%	COPR	HORWITH	JTLX30108
09/15/09	10/20/09	005970229	80444	77,360	50,300	27,060	35.0%	COPR	HORWITH	JTLX30108
09/15/09	10/20/09	005970230	80445	68,500	49,620	18,880	27.6%	COPR	HORWITH	JTLX30108
09/15/09	10/20/09	005970231	80446	77,240	49,500	27,740	35.9%	COPR	HORWITH	JTLX30129
09/15/09	10/20/09	005970232	80447	26,960	49,240	(22,280)	-82.6%	COPR	HORWITH	JTLX30108
09/15/09	10/20/09	005970233	80448	19,200	48,580	(29,380)	-153.0%	COPR	HORWITH	JTLX30129
09/15/09	10/20/09	005970234	80449	63,240	49,660	13,580	21.5%	COPR	HORWITH	JTLX166
09/15/09	10/20/09	005970235	80450	76,200	50,300	25,900	34.0%	COPR	HORWITH	JTLX166
09/15/09	10/20/09	005970236	80451	24,840	48,420	(23,580)	-94.9%	COPR	HORWITH	JTLX166
09/15/09	10/20/09	005970237	80452	24,860	49,680	(24,820)	-99.8%	COPR	HORWITH	JTLX166
09/16/09	10/20/09	005970238	80453	77,380	49,600	27,780	35.9%	COPR	HORWITH	CHUX272
09/16/09	10/20/09	005970239	80454	26,440	50,780	(24,340)	-92.1%	COPR	HORWITH	CHUX272
09/16/09	10/20/09	005970240	80455	67,300	50,140	17,160	25.5%	COPR	HORWITH	CHUX272
09/16/09	10/20/09	005970241	80456	21,940	48,220	(26,280)	-119.8%	COPR	HORWITH	CHUX272
09/16/09	10/20/09	005970242	80457	77,260	50,400	26,860	34.8%	COPR	HORWITH	CITX300119
09/16/09	10/20/09	005970243	80458	76,160	49,900	26,260	34.5%	COPR	HORWITH	CITX300119
09/16/09	10/20/09	005970244	80459	21,580	51,040	(29,460)	-136.5%	COPR	HORWITH	CITX300119
09/16/09	10/20/09	005970245	80460	21,580	48,080	(26,500)	-122.8%	COPR	HORWITH	CITX300119
09/16/09	10/20/09	005970246	80461	76,540	48,800	27,740	36.2%	COPR	HORWITH	CEFX35837
09/16/09	10/20/09	005970247	80462	36,360	49,740	(13,380)	-36.8%	COPR	HORWITH	CEFX35837

Honeywell

HONEYWELL SA-7 USE HAZARDOUS WASTE TRACKING (2006)										
Date Shipped	**Date of Return Manifest**	**State Manifest**	**Man. Doc #**	**Facilty Manifest Weight (lbs)**	**Estimated Weight (lbs)**	**Manifest - Estimate (lbs)**	**Manifest - Estimate (%)**	**Material**	**Transporter**	**RAILCAR #**
09/16/09	10/20/09	005970248	80463	38,700	49,640	(10,940)	-28.3%	COPR	HORWITH	CEFX35837
09/16/09	10/20/09	005970249	80464	38,720	50,580	(11,860)	-30.6%	COPR	HORWITH	CEFX35837
09/16/09	10/20/09	005970250	80465	22,220	50,980	(28,760)	-129.4%	COPR	HORWITH	JTLX30151
09/16/09	10/20/09	005970251	80466	77,120	51,560	25,560	33.1%	COPR	HORWITH	JTLX30151
09/16/09	10/20/09	005970252	80467	67,300	51,240	16,060	23.9%	COPR	HORWITH	JTLX30151
09/16/09	10/20/09	005970253	80468	32,240	50,040	(17,800)	-55.2%	COPR	HORWITH	JTLX30151
09/16/09	10/20/09	005970254	80469	76,760	51,720	25,040	32.6%	COPR	HORWITH	NDYX320427
09/16/09	10/20/09	005970255	80470	76,640	49,880	26,760	34.9%	COPR	HORWITH	NDYX320427
09/16/09	10/20/09	005970256	80471	46,120	50,020	(3,900)	-8.5%	COPR	HORWITH	CITX300033
09/16/09	10/20/09	005970257	80472	76,840	50,420	26,420	34.4%	COPR	HORWITH	CITX300033
09/16/09	10/20/09	005970258	80473	23,600	51,380	(27,780)	-117.7%	COPR	HORWITH	NDYX320427
09/16/09	10/20/09	005970259	80474	23,600	51,380	(27,780)	-117.7%	COPR	HORWITH	NDYX320427
09/16/09	10/20/09	005970260	80475	38,600	51,320	(12,720)	-33.0%	COPR	HORWITH	CITX300033
09/16/09	10/20/09	005970261	80476	38,580	51,480	(12,900)	-33.4%	COPR	HORWITH	CITX300033
09/16/09	10/20/09	005970262	80477	77,320	51,460	25,860	33.4%	COPR	HORWITH	CHUX144
09/16/09	10/20/09	005970263	80478	76,540	50,480	26,060	34.0%	COPR	HORWITH	CHUX144
09/16/09	10/20/09	005970264	80479	21,460	50,880	(29,420)	-137.1%	COPR	HORWITH	CHUX144
09/16/09	10/20/09	005970265	80480	21,440	50,880	(29,440)	-137.3%	COPR	HORWITH	CHUX144
09/16/09	10/20/09	005970266	80481	76,700	50,000	26,700	34.8%	COPR	HORWITH	JTLX30112
09/16/09	10/20/09	005970267	80482	46,620	51,340	(4,720)	-10.1%	COPR	HORWITH	JTLX30112
09/16/09	10/20/09	005970268	80483	38,880	49,760	(10,880)	-28.0%	COPR	HORWITH	JTLX30112
09/16/09	10/20/09	005970269	80484	38,880	50,520	(11,640)	-29.9%	COPR	HORWITH	JTLX30112
09/16/09	11/02/09	005970270	80485	66,000	42,880	23,120	35.0%	COPR	HORWITH	CEFX35789

03/18/36	**SITE TONS (Month)**	**SEP SUB-TOTAL:**	25,920,340	26,455,220	(534,880)	-2.06%
08/30/23	**TONS (Site)**	**CUMULATIVE TOTAL:**	520,670,940	528,626,820	(7,955,880)	-1.53%
10/08/12	**TONS (Facility)**	**CUMULATIVE TOTAL:**	520,670,940	528,626,820	(7,955,880)	-1.53%

Honeywell

Appendix E-3: Hazardous Waste Copies of Submitted Biennial Hazardous Waste Reports

2005 Biennial Hazardous Waste Report

2007 Biennial Hazardous Waste Report

2005 BIENNIAL HAZARDOUS WASTE REPORT
FEE VERIFICATION FORM

OFFICIAL USE ONLY
FEE REC'D_____
RA _____
DATE REC'D_____
REC'D BY_____

SITE NAME 425/445 ROUTE 440 PROPERTY LLC

EPA ID NO NJD 986581437

TOTAL TONS GENERATED IN YEAR 2005 39,358

TOTAL GALLONS GENERATED IN 2005: 30,149

If you are a RCRA Large Quantity Generator, according to federal regulation, you are required to file the Hazardous Waste Biennial Report. Please complete the above three fields. Also you will check mark the appropriate, applicable fee category and enclose a check for the amount due. This fee verification form should be returned along with your report. When submitting multiple reports, a separate fee verification form is required for each site. However, you do not have to send separate checks for multiple sites. Amount owned for separate sites may be combined into one check. *If you are not required to file a Hazardous Waste Biennial Report, this form need not be returned.*

CHECK INFORMATION: Do not send cash. Make check payable to: Treasurer, State of New Jersey. Enclose with, but do not staple the check to this form.

MAIL REPORT AND CHECK TO: NJ Department of Treasury
Division of Revenue
P.O. Box 417
Trenton, NJ 08646-0417

No fee is due if this site was not a RCRA Large Quantity Generator (LQG). Refer to page iii of the instruction booklet for the definition of a RCRA LQG. Do not include non-hazardous waste in your calculations. This current fee is based on the amount of hazardous waste generated during the calendar year 2005, not the amount shipped. To calculate the amount generated, use section 1, box F on the GM form. Convert this figure to tons and calculate the total for all of your GM forms. Round to the hundredth place. For example: 85.105 tons should be rounded to 85.11 tons.

FEE AS LISTED IN NJAC 7:26G – 3.1

Waste generated in tons in year 2005	Amount due if the report is done electronically	Amount due if **electronic** report is incomplete or inaccurate	Amount due if report is a paper report (hard copy)
Generated waste is less than 1.1 tons	**$34**	**$135**	**$135**
Generated waste is equal to or greater than 1.1 tons but less than 10 tons	**$68**	**$270**	**$270**
Generated waste is equal to or greater than 10 tons but less than 100 tons	**$127**	**$507**	**$507**
Generated waste is equal to or greater than 100 tons but less than 150 tons	**$253**	**$1,013**	**$1,013**
Generated waste is equal to or greater than 150 tons	**$405**	**$1621**	**$1621**

AS/as file:feeform121205

MAIL THE COMPLETED FORM TO: The Appropriate State or EPA Regional Office	United States Environmental Protection Agency **RCRA SUBTITLE C SITE IDENTIFICATION FORM**	

1. Reason for Submittal (see instructions on page 9)

MARK ALL BOX(ES) THAT APPLY

A. Reason for Submittal:

- ☐ To provide initial notification (to obtain an EPA ID Number for hazardous waste, universal waste, or used oil activities).
- ☐ To provide subsequent notification (to update site identification information).
- ☐ As a component of a First RCRA Hazardous Waste Part A Permit Application.
- ☐ As a component of a Revised RCRA Hazardous Waste Part A Permit Application (Amendment# _____).
- ☑ As a component of the Hazardous Waste Report.

2. Site EPA ID Number (page 10)

EPA ID Number: NJD986581437

3. Site Name (page 10)

Name: 425/445 Route 440 Property LLC

4. Site Location Information (page 10)

Street Address: 441 Route 440

City, Town, or Village: Jersey City | **State:** NJ

County Name: Hudson | **Zip Code:** 07305

5. Site Land Type (Page 10)

Site Land Type: ☑ Private ☐ County ☐ District ☐ Federal ☐ Indian ☐ Municipal ☐ State ☐ Other

6. North American Industry Classification System (NAICS) Code(s) for the Site (page 10)

A. 562910 | B.

C. | D.

7. Site Mailing Address (page 11)

Street or P.O. 101 Columbia Road

City, Town, or Village: Morristown

State: NJ

Country: UNITED STATES | **Zip Code:** 07962

8. Site Contact Person (page 11)

First Name: William | **MI:** | **Last Name:** Hague

Phone Number: 9734552175 **Extension:** | **Email Address:** william.hague@honeywell.com

9. Operator Legal Owner of the Site pages 11 and 12)

B. Name of Site's Operator: Honeywell International | **Date Became Operator (mm/dd/yyyy):** 10/25/2004

Operator Type: ☑ Private ☐ County ☐ District ☐ Federal ☐ Indian ☐ Municipal ☐ State ☐ Other

A. Name of Site's Legal Owner: 425/445 Route 440 Property LLC | **Date Became Owner (mm/dd/yyyy):** 10/25/2004

Owner Type: ☑ Private ☐ County ☐ District ☐ Federal ☐ Indian ☐ Municipal ☐ State ☐ Other

EPA ID No: NJD986581437

9. Legal Owner (Continued) Address	Street or P. O. Box: 441 Route 440	
	City, Town, or Village: Jersey City	
	State NJ	
	Country: United States	Zip: 07305

10. Type of Regulated Waste Activity

Mark "Yes" or "No" for all activities; complete any additional boxes as instructed. (See instructions on pages 12 to 16.)

A. Hazardous Waste Activities

Complete all parts for 1 through 6.

Y ☑ N ☐ **1. Generator of Hazardous Waste**

If "Yes", choose only one of the following -a, b, or c.

☑ a. LQG: Greater than 1,000 kg/mo (2,200 lbs./mo.) of non-acoute hazardous waste; or

☐ b. SQG: 100 to 1,000 kg/mo (200 - 2,200 lbs./mo.) of non-acute hazardous waste; or

☐ c. CESQG: Less than 100 kg/mo (220lbs./mo.) of non-acoute hazardous waste

In addition, indicate other generator activities

Y ☐ N ☑ d. United States Importer of Hazardous Waste

Y ☐ N ☑ e. Mixed Waste (hazardous and radioactive) Generator

Y ☐ N ☑ **2. Transporter of Hazardous Waste**

Y ☐ N ☑ **Treater,Storer, or Disposer of Hazardouse Waste (at your site) Note:** A hazardous waste permit is required for this activity

Y ☐ N ☑ **Recycler of Hazardous Waste (at your site)**

Y ☐ N ☑ **5. Exempt Boiler and/or Industrial Furnace**

If "Yes" mark each that applies.

☐ a. Small Quantity On-site Burner Exemption

☐ b. Smelting, Melting, Refining Furnance Exemption

Y ☐ N ☑ **6. Underground Injection Control**

B. Universal Waste Activities

Y ☐ N ☑ **1. Large Quantity Handler of Universal Waste (accumulate 5,000 kg or more) [refer to your State regulations to determine what is regulated]. Indicate types of universal waste generated and/or accumulated at your site. If "Yes", mark all boxes that apply:**

	Generated	Accumulated
a. Batteries	☐	☐
b. Pesticides	☐	☐
c. Thermostats	☐	☐
d. Lamps	☐	☐
e. Other (specify) _____	☐	☐
f. Other (specify) _____	☐	☐
g. Other (specify) _____	☐	☐

Y ☐ N ☑ **2. Destination Facility for Universal Waste**

Note: A hazardous waste permit may be required for this activity.

C. Used Oil Activities

Mark all boxes that apply.

Y ☐ N ☑ **1. Used Oil Transporter**

If "Yes, mark each that applies.

☐ a. Transporter

☐ b. Transfer Facility

Y ☐ N ☑ **2. Used Oil Processor and/or Re-refiner**

If "Yes", mark each that applies.

☐ a. Processor

☐ b. Re-refiner

Y ☐ N ☑ **3. Off-Specification Used Oil Burner**

Y ☐ N ☑ **4. Used Oil Fuel Marketer**

If "Yes", mark each that applies.

☐ a. Marketer Who Directs Shipment of Off-Specification Used Oil to Off-Specification Used Oil Burner

☐ b. Marketer Who First Claims the Used Oil Meets the Specifications

EPA ID NO: NJD986581437

11. Description of Hazardous Wastes(see instructions on page 16)

A. Waste Codes for Federally Regulated Hazardous Wastes. Please list the waste codes of the Federal hazardous wastes handled at your site. List them in the order they are presented in the regulations (e.g., D001, D003, F007, U112). Use an additional page if more spaces are needed.

D007						

B. Waste Codes for State-Regulated (i.e., non-Federal) Hazardous Wastes. Please list the waste codes of the State-regulated hazardous wastes handled at your site. List them in the order they are presented in the regulations. Use an additional page if more spaces are needed for waste codes.

12. Comments (see instructions on page 17)

13. Certification I certify under penalty of law that this document and all attatchments were prepared under my direction or supervision in accordance with a system designed to assure that qualified personnel properly gather and evaluate the information submitted. Based on my inquiry of the person or persons who manage the system, or those persons directly responsible for gathering the information, the information submitted is, to the best of my knowledge and belief, true, accurate, and complete. I am aware that there are significant penalties for submitting false information,including the the possibility of fine and imprisonment for knowing violations.

(see instructions on page 17)

Signature of owner, operator, or an authorized representative	Name and Official Title (type or print)	Date Signed (mm-dd-yyyy)
	William Hague, Const. Dir.	2/27/2006

SITE NAME: 425/445 Route 440 Property LLC

EPA ID NO: NJD986581437

FORM GM

U.S. ENVIRONMENTAL PROTECTION AGENCY

2005 Hazardous Waste Report

WASTE GENERATION AND MANAGEMENT

Instructions: Please see the detailed instructions on pages 17 to 25 of this booklet before completing this form.

Sec.1

A. Waste description (page 22): Chrome ore processing residue

B. EPA hazardous waste code (page 22): D007

C. State hazardous waste code:

D. Source code (page23): G44
Management Method code for Source code G25:

E. Form code (page23): W301

F. Quantity generated in 2005: 39358

G. UOM (page 23): 2
Density
☐ lbs/ga ☐ sg

Sec. 2

Was any of this waste managed on site ? (page22)

☐ 1 Yes (CONTINUE TO ON-SITE PROCESS SYSTEM 1)
☑ 2 No (SKIP TO SEC.3)

ON-SITE PROCESS SYSTEM 1		ON-SITE PROCESS SYSTEM 2	
On-site Management Method code	Quantity treated, disposed, or recycled onsite in 2005	On-site Management Method code	Quantity treated, disposed, or recycled on site in 2005

Sec. 3

A. Was any of this waste shipped off site in 2005 for treatment, disposal, or recycling? (pages25 and 26)
☑ 1Yes (CONTINUE TO BOX B) ☐ 2 No (FORM IS COMPLETE)

	B. EPA ID No. of facility to which waste was shipped	C. Off-site Management Method code Shipped to	D. Total quantity shipped in 2005
Site 1	NJD091859215	H132	678
Site 2	IDD073114654	H132	36165
Site 3	MID000724831	H111	2328

Comments:

SITE NAME: 425/445 Route 440 Property LLC

EPA ID NO: NJD986581437

FORM GM

U.S. ENVIRONMENTAL PROTECTION AGENCY

2005 Hazardous Waste Report

WASTE GENERATION AND MANAGEMENT

Instructions: Please see the detailed instructions on pages 17 to 25 of this booklet before completing this form.

Sec.1	A. Waste description (page 22)			
B. EPA hazardous waste code (page 22)		C. State hazardous waste code		
D. Source code (page23) Management Method code for Source code G25	E. Form code (page23)	F. Quantity generated in 2005	G. UOM (page 23) Density ☐ lbs/ga ☐ sg	

Sec. 2	Was any of this waste managed on site ? (page22) ☐ 1 Yes (CONTINUE TO ON-SITE PROCESS SYSTEM 1) ☑ 2 No (SKIP TO SEC.3)	
ON-SITE PROCESS SYSTEM 1		**ON-SITE PROCESS SYSTEM 2**
On-site Management Method code	Quantity treated, disposed, or recycled onsite in 2005	On-site Management Method code / Quantity treated, disposed, or recycled on site in 2005

Sec. 3	A. Was any of this waste shipped off site in 2005 for treatment, disposal, or recycling? (pages25 and 26) ☑ 1Yes (CONTINUE TO BOX B) ☐ 2 No (FORM IS COMPLETE)		
Site 1	B. EPA ID No. of facility to which waste was shipped: NJD991291105	C. Off-site Management Method code Shipped to: H141	D. Total quantity shipped in 2005: 45
Site 2	B. EPA ID No. of facility to which waste was shipped: IND093219012	C. Off-site Management Method code Shipped to: H077	D. Total quantity shipped in 2005: 142
Site 3	B. EPA ID No. of facility to which waste was shipped	C. Off-site Management Method code Shipped to	D. Total quantity shipped in 2005

Comments:

SITE NAME: 425/445 Route 440 Property LLC

EPA ID NO: NJD986581437

FORM GM

U.S. ENVIRONMENTAL PROTECTION AGENCY

2005 Hazardous Waste Report

WASTE GENERATION AND MANAGEMENT

Instructions: Please see the detailed instructions on pages 17 to 25 of this booklet before completing this form.

Sec.1 A. Waste description (page 22): Residue from on-site treatment of chrome contaminated groundwater

B. EPA hazardous waste code (page 22)	C. State hazardous waste code		
D. Source code (page23) G44 Management Method code for Source code G25	E. Form code (page23) W101	F. Quantity generated in 2005: 30149	G. UOM (page 23): 5 Density 8.34 ☑ lbs/ga ☐ sg
D007			

Sec. 2 Was any of this waste managed on site ? (page22)

☐ 1 Yes (CONTINUE TO ON-SITE PROCESS SYSTEM 1)
☑ 2 No (SKIP TO SEC.3)

ON-SITE PROCESS SYSTEM 1		ON-SITE PROCESS SYSTEM 2	
On-site Management Method code	Quantity treated, disposed, or recycled onsite in 2005	On-site Management Method code	Quantity treated, disposed, or recycled on site in 2005

Sec. 3 A. Was any of this waste shipped off site in 2005 for treatment, disposal, or recycling? (pages25 and 26)

☑ 1Yes (CONTINUE TO BOX B) ☐ 2 No (FORM IS COMPLETE)

	B. EPA ID No. of facility to which waste was shipped	C. Off-site Management Method code Shipped to	D. Total quantity shipped in 2005
Site 1	NJD002385730	H129	30149
Site 2			
Site 3			

Comments:

Neutralization followed by biological/powdered activated carbon treatment

2007 BIENNIAL HAZARDOUS WASTE REPORT
FEE VERIFICATION FORM (For NJ)

SITE NAME 425/445 ROUTE 440 PROPERTY LLC

EPA ID NO NJD 986581437

TOTAL TONS GENERATED IN YEAR 2007 368,208.3

OFFICIAL USE ONLY
FEE REC'D
RA
DATE REC'D
REC'D BY

If you are a RCRA Large Quantity Generator, according to federal regulation, you are required to file the Hazardous Waste Biennial Report. Please complete the above three fields. Below you will check mark the appropriate, applicable fee category and enclose a check for the amount due. This fee verification form should be returned with your paper report. If submitting the report electronically, check under Electronic Reporting Guide. When submitting multiple reports, a separate fee verification form is required for each site. However, you do not have to send separate checks for multiple sites. Amount owned for separate sites may be combined into one check. *If you are not required to file a Hazardous Waste Biennial Report, this form need not be returned.*

CHECK INFORMATION: Do not send cash. Make check payable to: Treasurer, State of New Jersey. Enclose with, but do not staple the check to this form.

MAIL REPORT AND CHECK TO: NJ Department of Treasury
Division of Revenue
P.O. Box 417
Trenton, NJ 08646-0417

No fee is due if this site was not a RCRA Large Quantity Generator (LQG). Refer to page iii of the instruction booklet for the definition of a RCRA LQG. Do not include non-hazardous waste in your calculations. This current fee is based on the amount of hazardous waste generated during the calendar year 2007, not the amount shipped. To calculate the amount generated, use section 1, box F on the GM form. Convert this figure to tons and calculate the total for all of your GM forms. Round to the hundredth place. For example: 85.105 tons should be rounded to 85.11 tons.

FEE AS LISTED IN NJAC 7:26G –

Waste generated in tons in year 2007	Amount due if the report is done electronically	Amount due if electronic report is incomplete or inaccurate	Amount due if report is a paper report (hard copy)
Generated waste is less than 1.1 tons	**$34**	**$135**	**$135**
Generated waste is equal to or greater than 1.1 tons but less than 10 tons	**$68**	**$270**	**$270**
Generated waste is equal to or greater than 10 tons but less than 100 tons	**$127**	**$507**	**$507**
Generated waste is equal to or greater than 100 tons but less than 150 tons	**$253**	**$1,013**	**$1,013**
Generated waste is equal to or greater than 150 tons	**$405**	**$1,621**	**$1,621**

4802

U.S. Postal Service
CERTIFIED MAIL RECEIPT
(Domestic Mail Only; No Insurance Coverage Provided)

TRENTON NJ 08646

OFFICIAL USE

Postage	$ $0.58	0807
Certified Fee	$2.65	07 Postmark Here
Return Receipt Fee (Endorsement Required)	$0.00	
Restricted Delivery Fee (Endorsement Required)	$0.00	
Total Postage & Fees	$ $3.23	02/26/2008

Sent To
NJ Dept Treasury Div Revenue
Street, Apt. No.; or PO Box No.
P.O. Box 417
City, State, ZIP+4
Trenton, NJ 08646-0417

PS Form 3800, May 2000 See Reverse for Instructions

1042

ARECON, LTD.
90 US HIGHWAY 130
BORDENTOWN, NJ 08505

55-788/312

DATE 2.26.08

PAY TO THE ORDER OF Treasurer State of New Jersey $ 405.00/xx

Four Hundred and five 00/xx DOLLARS

GRAND BANK NA
Hamilton, New Jersey

FOR

⑈001042⑈ ⑆031207885⑆ 0112005969⑈

SEND COMPLETED FORM TO: The Appropriate State or EPA Regional Office	United States Environmental Protection Agency **RCRA SUBTITLE C SITE IDENTIFICATION FORM (2007)**
1. Reason for Submittal MARK ALL BOX(ES) THAT APPLY	**Reason for Submittal:** ☐ To provide initial Notification of Regulated Waste Activity (to obtain an EPA ID Number for hazardous waste, Universal waste, or used oil activities). ☐ To provide Subsequent Notification of Regulated Waste Activity (to update site identification information). ☐ As a component of a First RCRA Hazardous Waste Part A Permit Application. ☐ As a component of a Revised RCRA Hazardous Waste Part A Permit Application (Amendment # _____ ☒ As a component of the Hazardous Waste Report.
2. Site EPA ID Number	**EPA ID Number:** NJD986581437
3. Site Name	**Name:** 425/445 ROUTE 440 PROPERTY LLC
4. Site Location Information	**Street Adress:** 441 ROUTE 440 **City, Town, or Village:** JERSEY CITY **State:** NJ **County Name:** HUDSON **Zip Code:** 07305
5. Site Land Type	**Site Land Type:** ☒ Private ☐ County ☐ District ☐ Federal ☐ Indian ☐ Municipal ☐ State ☐ Other
6. NAICS Code(s) for the Site	**A.** 56291 **B.** **C.** **D.**
7. Site Mailing Address	**Street or P. O. Box:** 101 COLUMBIA ROAD **City, Town, or Village:** MORRISTOWN **State:** NJ **Country:** UNITED STATES **Zip Code:** 07962
8. Site Contact Person	**First Name:** WILLIAM **MI:** J **Last Name:** HAGUE **Phone Number:** 9734552175 **Extension:** **Email Address:** william.hague@honeywell.com
9. Operator and Legal Owner of the Site	**A. Name of Site's Operator:** HONEYWELL INTERNATIONAL **Date Became Operator:** 10/25/2004 **Operator Type:** ☒ Private ☐ County ☐ District ☐ Federal ☐ Indian ☐ Municipal ☐ State ☐ Other
	B. Name of Site's Legal Owner: 425/445 ROUTE 440 PROPERTY LLC **Date Became Owner:** 10/25/2004 **Owner Type:** ☒ Private ☐ County ☐ District ☐ Federal ☐ Indian ☐ Municipal ☐ State ☐ Other

9. Legal Owner Address (continued)	Street or P. O. Box: 441 ROUTE 440	
	City: JERSEY CITY	State: NJ
	Country: UNITED STATES	Zip Code: 07305

10. Type of Regulated Waste Activity
Mark Yes or No for all activities; complete any additional boxes as instructed.

A. Hazardous Waste Activities
Complete all parts for 1 through 6.

Y☒ N☐ **1. Generator of Hazardous Waste**
If Yes, choose only one of the following - a, b, or c.

- ☒ a. LQG: Greater than 1,000 kg/mo (2,200 lbs./mo.) of non-acute hazardous waste; or
- ☐ b. SQG:. 100 to 1,000 kg/mo (220 - 2,200 lbs./mo.) of non-acute hazardous waste; or
- ☐ c. CESQG: Less than 100 kg/mo (220 lbs./mo.) of non-acute hazardous waste

In addition, indicate other generator activities.

Y☐ N☒ d. United States Importer of Hazardous Waste

Y☐ N☒ e. Mixed Waste (hazardous and radioactive) Generator

Y☐ N☒ **2. Transporter of Hazardous Waste**

Y☐ N☒ **3. Treater, Storer, or Disposer of Hazardous Waste (at your site)**
Note: A hazardous waste permit is required for this activity.

Y☐ N☒ **4. Recycler of Hazardous Waste (at your site)**

Y☐ N☒ **5. Exempt Boiler and/or Industrial Furnace**
If Yes, mark each that applies.

- ☐ a. Small Quantity On-site Burner Exemption
- ☐ b. Smelting, Melting, and Refining Furnace

Y☐ N☒ **6. Underground Injection Control**

B. Universal Waste Activities

Y☐ N☒ **1. Large Quantity Handler of Universal Waste (accumulate 5,000 kg or more) [refer to your State regulations to determine what is regulated]. Indicate types of universal mark all boxes that apply:**

	Generate	Managed
a. Batteries		☐
b. Pesticides		☐
c. Mercury containing equipment		☐
d. Lamps		☐
e. Other (specify)	☐	☐
f. Other (specify)	☐	☐
g. Other (specify)	☐	☐

Y☐ N☒ **2. Destination Facility for Universal Waste**
Note: A hazardous waste permit may be required for this activity.

C. Used Oil Activities
Mark all boxes that apply

Y☐ N☒ **1. Used Oil Transporter**
If Yes, mark each that applies.

- ☐ a. Transporter
- ☐ b. Transfer Facility

Y☐ N☒ **2. Used Oil Processor and/or Re-refiner**
If Yes, mark each that applies.

- ☐ a. Processor
- ☐ b. Re-refiner

Y☐ N☒ **3. Off-Specification Used Oil Burner**

Y☐ N☒ **4. Used Oil Fuel Marketer**
If Yes, mark each that applies.

- ☐ a. Marketer Who Directs Shipment of Off-Specification Used Oil to Off-Specification Used Oil Burner
- ☐ b. Marketer Who First Claims the Used Oil Meets the Specifications

11. Description of Hazardous Wastes

A. Waste Codes for Federally Regulated Hazardous Wastes.

Please list the waste codes of the Federal hazardous wastes handled at your site. List them in the order they are presented in the regulations (e.g., D001, D003, F007, U112). Use an additional page if more spaces are needed.

D007

B. Waste Codes for State-Regulated (i.e., non-Federal) Hazardous Wastes.

Please list the waste codes of the State-regulated hazardous wastes handled at your site. List them in the order they are presented in the regulations. Use an additional page if more spaces are needed for waste codes.

12. Comments

13. Certification

I certify under penalty of law that this document and all attachments were prepared under my direction or supervision in accordance with a system designed to assure that qualified personnel properly gather and evaluate the information submitted. Based on my inquiry of the person or persons who manage the system, or those persons directly responsible for gathering the information, the information submitted is, to the best of my knowledge and belief, true, accurate, and complete. I am aware that there are significant penalties for submitting false information, including the possibility of fine and imprisonment for knowing violations.

Signature of Operator, Owner, or an Authorized Representative	Name and Official Title (type or print)	Date Signed (mm/dd/yyyy)
	WILLIAM J. HAGUE, CONSTRUCTION DIRECTOR	02/25/2008

BEFORE COPYING FORM, ATTACH SITE IDENTIFICATION LABEL OR ENTER

SITE NAME: 425/445 ROUTE 440 PROPERTY LLC

EPA ID NO: **NJD986581437**

FORM GM

US ENVIRONMENTAL PROTECTION AGENCY

2007 HAZARDOUS WASTE REPORT

WASTE GENERATION AND MANAGEMENT

Instructions: Please see the detailed instructions begining on page 19 of the instructions and forms booklet before completing this form

SEC. 1

A. Waste description
CHROME ORE PROCESSING RESIDUE

B. EPA hazardous waste code	C. State hazardous waste code		
D. Source code: G44 / Management method code for source code: G25	E. Form code: W301	F. Quantity generated in 2007: 368208.3	G. UOM: 2 / Density: ☐ 1 lbs/gal ☐ 2 sg

SEC. 2

Was any of this waste managed on site?
☐ 1. Yes (CONTINUE TO ON-SITE PROCESS SYSTEM 1 ☒ 2. No (SKIP TO SEC.3)

	On-site management method code	Quantity treated, disposed, or recycled on site in 2007
ON-SITE PROCESS 1		
ON-SITE PROCESS 2		

SEC. 3

A. Was any of this waste shipped off site in 2007 for treatment, disposal, or recycling?
☒ 1 Yes (CONTINUE TO BOX B) ☐ 2 No (FORM IS COMPLETE)

	B. EPA ID No. of facility to which waste was shipped	C. Off-site management method code shipped to	D. Total Quantity Shipped in 2007
SITE 1	IDD073114654	H132	368208.3
SITE 2			
SITE 3			

Comments:

DECLARATION OF ELECTRONIC FILING OF THE 2007 ANNUAL HAZARDOUS WASTE REPORT

For the calendar year January 1, 2007, through December 31, 2007

EPA ID NJD986581437

Site/Company Name 425/445 ROUTE 440 PROPERTY LLC

Site Address 441 ROUTE 440

City JERSEY CITY State NJ Zip 07305

Mailing Address 101 COLUMBIA ROAD

City MORRISTOWN State NJ Zip 07962

Contact Name WILLIAM J. HAGUE Phone No 9734552175 Ext

Contact Title

Part I - Declaration of Filer

I certify under penalty of law that the information shown on my 2007 Hazardous Waste Report, which I filed electronically, and that this document and all attachments were prepared under my direction or supervision, in accordance with a system designed to assure that qualified personnel properly gather and evaluate the information submitted, is correct and current. Based on my inquiry of the person or persons who manage the system or those directly responsible for gathering the information, the information submitted is to the best of my knowledge and belief, true, accurate and complete. I am aware that there are significant penalties under Section 3008 of the Resource Conservation and Recovery Act for submitting false information, including the possibility of fine and imprisonment for known violations.

Part II- Signature of Certification

Last Name HAGUE First Name WILLIAM Title CONSTRUCTION DIRECTOR

Signature Date 2/25/2008

Part III - Method of File Transmittal

____3 1/2" Diskette or CD ____ Email __X__ARM Web Site

** Note: This is not the 2007 Annual Hazardous Waste Report. Only file this form if you submitted your 2007 Annual Hazardous Waste Report electronically. This form alone does not constitute submittal of the 2007 Hazardous Waste Report but is required for all methods of electronic submission of the report.

Honeywell

Appendix E-4: Non-Hazardous Manifest Log (all SCB Spoils and Work Platform Material)

2006

2007

2008

2009

HONEYWELL SA-7 NJMC NON-HAZARDOUS WASTE TRACKING (2006)						
Date Shipped	**State Manifest**	**Man. Doc #**	**Estimated Weight (lbs)**	**Material**	**Transporter**	**Destination**
4/5/2006	100015	NH101	45,040	SCB3	HORWITH	NJMC 1E landfill
4/5/2006	100016	NH102	40,400	SCB3	HORWITH	NJMC 1E landfill
4/5/2006	100017	NH103	43,640	SCB3	HORWITH	NJMC 1E landfill
4/5/2006	100018	NH104	41,720	SCB3	HORWITH	NJMC 1E landfill
4/5/2006	100019	NH105	42,740	SCB3	HORWITH	NJMC 1E landfill
4/5/2006	100020	NH106	45,680	SCB3	HORWITH	NJMC 1E landfill
4/5/2006	100021	NH107	45,220	SCB3	HORWITH	NJMC 1E landfill
4/5/2006	100022	NH108	47,340	SCB3	HORWITH	NJMC 1E landfill
4/5/2006	100023	NH109	44,760	SCB3	HORWITH	NJMC 1E landfill
4/5/2006	100024	NH110	47,400	SCB3	HORWITH	NJMC 1E landfill
4/6/2006	100025	NH111	49,880	SCB3	HORWITH	NJMC 1E landfill
4/6/2006	100026	NH112	47,620	SCB3	HORWITH	NJMC 1E landfill
4/6/2006	100027	NH113	49,580	SCB3	HORWITH	NJMC 1E landfill
4/6/2006	100029	NH114	49,540	SCB3	HORWITH	NJMC 1E landfill
4/6/2006	100030	NH115	46,480	SCB3	HORWITH	NJMC 1E landfill
4/6/2006	100031	NH116	49,040	SCB3	HORWITH	NJMC 1E landfill
4/6/2006	100033	NH117	46,800	SCB3	HORWITH	NJMC 1E landfill
4/6/2006	100035	NH118	46,000	SCB3	HORWITH	NJMC 1E landfill
4/6/2006	100037	NH119	48,340	SCB3	HORWITH	NJMC 1E landfill
4/6/2006	100038	NH120	52,600	SCB3	HORWITH	NJMC 1E landfill
4/6/2006	100039	NH121	48,840	SCB3	HORWITH	NJMC 1E landfill
4/6/2006	100040	NH122	52,480	SCB3	HORWITH	NJMC 1E landfill
4/6/2006	100041	NH123	44,600	SCB3	HORWITH	NJMC 1E landfill
4/6/2006	100042	NH124	48,080	SCB3	HORWITH	NJMC 1E landfill
4/6/2006	100043	NH125	48,340	SCB3	HORWITH	NJMC 1E landfill
4/7/2006	100044	NH126	49,900	SCB3	HORWITH	NJMC 1E landfill
4/7/2006	100045	NH127	46,080	SCB3	HORWITH	NJMC 1E landfill
4/7/2006	100047	NH128	47,980	SCB3	HORWITH	NJMC 1E landfill
4/7/2006	100048	NH129	50,300	SCB3	HORWITH	NJMC 1E landfill
4/7/2006	100049	NH130	49,840	SCB3	HORWITH	NJMC 1E landfill
4/7/2006	100050	NH131	47,640	SCB3	HORWITH	NJMC 1E landfill
4/7/2006	100051	NH132	46,480	SCB3	HORWITH	NJMC 1E landfill
4/7/2006	100052	NH133	46,320	SCB3	HORWITH	NJMC 1E landfill
4/7/2006	100053	NH134	48,300	SCB3	HORWITH	NJMC 1E landfill
4/7/2006	100055	NH135	47,940	SCB3	HORWITH	NJMC 1E landfill
4/7/2006	100056	NH136	47,320	SCB3	HORWITH	NJMC 1E landfill
4/7/2006	100057	NH137	51,860	SCB3	HORWITH	NJMC 1E landfill
4/7/2006	100058	NH138	47,320	SCB3	HORWITH	NJMC 1E landfill
4/7/2006	100059	NH139	52,380	SCB3	HORWITH	NJMC 1E landfill
4/10/2006	100060	NH140	52,080	SCB3	HORWITH	NJMC 1E landfill
4/10/2006	100062	NH141	49,860	SCB3	HORWITH	NJMC 1E landfill
4/10/2006	100063	NH142	51,000	SCB3	HORWITH	NJMC 1E landfill
4/10/2006	100065	NH143	48,660	SCB3	HORWITH	NJMC 1E landfill
4/10/2006	100066	NH144	48,940	SCB3	HORWITH	NJMC 1E landfill
4/10/2006	100068	NH145	50,560	SCB3	HORWITH	NJMC 1E landfill
4/10/2006	100070	NH146	50,180	SCB3	HORWITH	NJMC 1E landfill
4/10/2006	100071	NH147	47,600	SCB3	HORWITH	NJMC 1E landfill
4/10/2006	100076	NH148	51,660	SCB3	HORWITH	NJMC 1E landfill
4/10/2006	100080	NH149	50,120	SCB3	HORWITH	NJMC 1E landfill
4/10/2006	100081	NH150	49,460	SCB3	HORWITH	NJMC 1E landfill
4/10/2006	100082	NH151	50,300	SCB3	HORWITH	NJMC 1E landfill
4/10/2006	100083	NH152	48,220	SCB3	HORWITH	NJMC 1E landfill
4/10/2006	100084	NH153	48,820	SCB3	HORWITH	NJMC 1E landfill
4/11/2006	100087	NH154	43,460	SCB3	HORWITH	NJMC 1E landfill
4/11/2006	100089	NH155	47,040	SCB3	HORWITH	NJMC 1E landfill
4/11/2006	100090	NH156	50,080	SCB3	HORWITH	NJMC 1E landfill
4/11/2006	100091	NH157	47,080	SCB3	HORWITH	NJMC 1E landfill
4/11/2006	100092	NH158	49,400	SCB3	HORWITH	NJMC 1E landfill
4/11/2006	100093	NH159	50,440	SCB3	HORWITH	NJMC 1E landfill
4/11/2006	100094	NH160	47,280	SCB3	HORWITH	NJMC 1E landfill
4/11/2006	100095	NH161	49,100	SCB3	HORWITH	NJMC 1E landfill
4/11/2006	100096	NH162	52,220	SCB3	HORWITH	NJMC 1E landfill
4/11/2006	100097	NH163	46,160	SCB3	HORWITH	NJMC 1E landfill
4/11/2006	100098	NH164	48,140	SCB3	HORWITH	NJMC 1E landfill
4/11/2006	100099	NH165	53,740	SCB3	HORWITH	NJMC 1E landfill
4/11/2006	100100	NH166	48,200	SCB3	HORWITH	NJMC 1E landfill
4/11/2006	100101	NH167	50,860	SCB3	HORWITH	NJMC 1E landfill
4/11/2006	100102	NH168	49,440	SCB3	HORWITH	NJMC 1E landfill
4/12/2006	100105	NH169	45,380	SCB3	HORWITH	NJMC 1E landfill
4/12/2006	100106	NH170	40,260	SCB3	HORWITH	NJMC 1E landfill
4/12/2006	100107	NH171	42,780	SCB3	HORWITH	NJMC 1E landfill
4/12/2006	100108	NH172	47,700	SCB3	HORWITH	NJMC 1E landfill
4/12/2006	100109	NH173	48,640	SCB3	HORWITH	NJMC 1E landfill
4/12/2006	100110	NH174	53,920	SCB3	HORWITH	NJMC 1E landfill
4/12/2006	100111	NH175	51,660	SCB3	HORWITH	NJMC 1E landfill
4/12/2006	100112	NH176	52,280	SCB3	HORWITH	NJMC 1E landfill
4/12/2006	100113	NH177	55,020	SCB3	HORWITH	NJMC 1E landfill
4/12/2006	100114	NH178	52,020	SCB3	HORWITH	NJMC 1E landfill

HONEYWELL SA-7 NJMC NON-HAZARDOUS WASTE TRACKING (2006)						
Date Shipped	**State Manifest**	**Man. Doc #**	**Estimated Weight (lbs)**	**Material**	**Transporter**	**Destination**
4/12/2006	100115	NH179	50,340	SCB3	HORWITH	NJMC 1E landfill
4/12/2006	100116	NH180	51,320	SCB3	HORWITH	NJMC 1E landfill
4/12/2006	100117	NH181	49,520	SCB3	HORWITH	NJMC 1E landfill
4/12/2006	100118	NH182	48,340	SCB3	HORWITH	NJMC 1E landfill
4/12/2006	100119	NH183	51,000	SCB3	HORWITH	NJMC 1E landfill
4/13/2006	100120	NH184	52,480	SCB3	HORWITH	NJMC 1E landfill
4/13/2006	100124	NH185	51,180	SCB3	HORWITH	NJMC 1E landfill
4/13/2006	100125	NH186	55,980	SCB3	HORWITH	NJMC 1E landfill
4/13/2006	100126	NH187	51,540	SCB3	HORWITH	NJMC 1E landfill
4/13/2006	100127	NH188	52,160	SCB3	HORWITH	NJMC 1E landfill
4/13/2006	100128	NH189	51,380	SCB3	HORWITH	NJMC 1E landfill
4/13/2006	100129	NH190	49,300	SCB3	HORWITH	NJMC 1E landfill
4/13/2006	100130	NH191	49,120	SCB3	HORWITH	NJMC 1E landfill
4/13/2006	100131	NH192	47,820	SCB3	HORWITH	NJMC 1E landfill
4/13/2006	100133	NH193	50,240	SCB3	HORWITH	NJMC 1E landfill
4/13/2006	100134	NH194	48,220	SCB3	HORWITH	NJMC 1E landfill
4/13/2006	100135	NH195	48,540	SCB3	HORWITH	NJMC 1E landfill
4/13/2006	100136	NH196	51,980	SCB3	HORWITH	NJMC 1E landfill
4/13/2006	100137	NH197	50,160	SCB3	HORWITH	NJMC 1E landfill
4/17/2006	100141	NH198	48,940	SCB3	HORWITH	NJMC 1E landfill
4/17/2006	100142	NH199	48,400	SCB3	HORWITH	NJMC 1E landfill
4/17/2006	100143	NH200	49,920	SCB3	HORWITH	NJMC 1E landfill
4/17/2006	100144	NH201	49,780	SCB3	HORWITH	NJMC 1E landfill
4/17/2006	100145	NH202	48,760	SCB3	HORWITH	NJMC 1E landfill
4/17/2006	100146	NH203	50,300	SCB3	HORWITH	NJMC 1E landfill
4/17/2006	100147	NH204	49,940	SCB3	HORWITH	NJMC 1E landfill
4/17/2006	100148	NH205	50,340	SCB3	HORWITH	NJMC 1E landfill
4/17/2006	100149	NH206	53,120	SCB3	HORWITH	NJMC 1E landfill
4/17/2006	100150	NH207	55,220	SCB3	HORWITH	NJMC 1E landfill
4/17/2006	100151	NH208	48,660	SCB3	HORWITH	NJMC 1E landfill
4/17/2006	100152	NH209	49,600	SCB3	HORWITH	NJMC 1E landfill
4/17/2006	100153	NH210	49,020	SCB3	HORWITH	NJMC 1E landfill
4/17/2006	100154	NH211	46,800	SCB3	HORWITH	NJMC 1E landfill
4/17/2006	100155	NH212	48,120	SCB3	HORWITH	NJMC 1E landfill
4/18/2006	100158	NH213	49,020	SCB3	HORWITH	NJMC 1E landfill
4/18/2006	100159	NH214	47,500	SCB3	HORWITH	NJMC 1E landfill
4/18/2006	100160	NH215	48,660	SCB3	HORWITH	NJMC 1E landfill
4/18/2006	100161	NH216	50,840	SCB3	HORWITH	NJMC 1E landfill
4/18/2006	100163	NH217	47,500	SCB3	HORWITH	NJMC 1E landfill
4/18/2006	100164	NH218	47,720	SCB3	HORWITH	NJMC 1E landfill
4/18/2006	100165	NH219	46,540	SCB3	HORWITH	NJMC 1E landfill
4/18/2006	100166	NH220	46,800	SCB3	HORWITH	NJMC 1E landfill
4/18/2006	100167	NH221	47,960	SCB3	HORWITH	NJMC 1E landfill
4/18/2006	100169	NH222	46,940	SCB3	HORWITH	NJMC 1E landfill
4/18/2006	100170	NH223	48,000	SCB3	HORWITH	NJMC 1E landfill
4/18/2006	100171	NH224	50,020	SCB3	HORWITH	NJMC 1E landfill
4/18/2006	100172	NH225	48,560	SCB3	HORWITH	NJMC 1E landfill
4/18/2006	100173	NH226	46,460	SCB3	HORWITH	NJMC 1E landfill
4/18/2006	100174	NH227	46,300	SCB3	HORWITH	NJMC 1E landfill
4/19/2006	100177	NH228	46,320	SCB3	HORWITH	NJMC 1E landfill
4/19/2006	100178	NH229	50,180	SCB3	HORWITH	NJMC 1E landfill
4/19/2006	100179	NH230	49,580	SCB3	HORWITH	NJMC 1E landfill
4/19/2006	100180	NH231	46,500	SCB3	HORWITH	NJMC 1E landfill
4/19/2006	100181	NH232	46,200	SCB3	HORWITH	NJMC 1E landfill
4/19/2006	100182	NH233	48,020	SCB3	HORWITH	NJMC 1E landfill
4/19/2006	100183	NH234	47,540	SCB3	HORWITH	NJMC 1E landfill
4/19/2006	100185	NH235	50,480	SCB3	HORWITH	NJMC 1E landfill
4/19/2006	100186	NH236	48,340	SCB3	HORWITH	NJMC 1E landfill
4/19/2006	100187	NH237	47,800	SCB3	HORWITH	NJMC 1E landfill
4/19/2006	100188	NH238	46,440	SCB3	HORWITH	NJMC 1E landfill
4/19/2006	100189	NH239	48,320	SCB3	HORWITH	NJMC 1E landfill
4/19/2006	100190	NH240	46,600	SCB3	HORWITH	NJMC 1E landfill
4/20/2006	100192	NH241	48,540	SCB3	HORWITH	NJMC 1E landfill
4/20/2006	100193	NH242	46,660	SCB3	HORWITH	NJMC 1E landfill
4/20/2006	100194	NH243	45,500	SCB3	HORWITH	NJMC 1E landfill
4/20/2006	100195	NH244	49,680	SCB3	HORWITH	NJMC 1E landfill
4/20/2006	100196	NH245	51,780	SCB3	HORWITH	NJMC 1E landfill
4/20/2006	100197	NH246	50,560	SCB3	HORWITH	NJMC 1E landfill
4/20/2006	100198	NH247	46,800	SCB3	HORWITH	NJMC 1E landfill
4/20/2006	100199	NH248	47,220	SCB3	HORWITH	NJMC 1E landfill
4/20/2006	100205	NH249	49,440	SCB3	HORWITH	NJMC 1E landfill
4/20/2006	100206	NH250	48,320	SCB3	HORWITH	NJMC 1E landfill
4/20/2006	100207	NH251	50,060	SCB3	HORWITH	NJMC 1E landfill
4/20/2006	100209	NH252	48,000	SCB3	HORWITH	NJMC 1E landfill
4/20/2006	100210	NH253	48,800	SCB3	HORWITH	NJMC 1E landfill
4/21/2006	100211	NH254	49,220	SCB3	HORWITH	NJMC 1E landfill
4/21/2006	100212	NH255	47,720	SCB3	HORWITH	NJMC 1E landfill
4/21/2006	100213	NH256	46,960	SCB3	HORWITH	NJMC 1E landfill

HONEYWELL SA-7 NJMC NON-HAZARDOUS WASTE TRACKING (2006)						
Date Shipped	**State Manifest**	**Man. Doc #**	**Estimated Weight (lbs)**	**Material**	**Transporter**	**Destination**
4/21/2006	100214	NH257	47,700	SCB3	HORWITH	NJMC 1E landfill
4/21/2006	100215	NH258	47,660	SCB3	HORWITH	NJMC 1E landfill
4/21/2006	100216	NH259	48,660	SCB3	HORWITH	NJMC 1E landfill
4/21/2006	100217	NH260	49,200	SCB3	HORWITH	NJMC 1E landfill
4/21/2006	100218	NH261	48,680	SCB3	HORWITH	NJMC 1E landfill
4/21/2006	100219	NH262	47,580	SCB3	HORWITH	NJMC 1E landfill
4/21/2006	100220	NH263	50,360	SCB3	HORWITH	NJMC 1E landfill
4/21/2006	100221	NH264	47,820	SCB3	HORWITH	NJMC 1E landfill
4/21/2006	100222	NH265	47,500	SCB3	HORWITH	NJMC 1E landfill
4/21/2006	100223	NH266	46,760	SCB3	HORWITH	NJMC 1E landfill
4/21/2006	100224	NH267	47,980	SCB3	HORWITH	NJMC 1E landfill
4/21/2006	100225	NH268	49,300	SCB3	HORWITH	NJMC 1E landfill
4/27/2006	100228	NH269	51,100	SCB3	HORWITH	NJMC 1E landfill
4/27/2006	100230	NH270	50,240	SCB3	HORWITH	NJMC 1E landfill
4/27/2006	100231	NH271	50,640	SCB3	HORWITH	NJMC 1E landfill
4/27/2006	100233	NH272	50,440	SCB3	HORWITH	NJMC 1E landfill
4/27/2006	100234	NH273	47,360	SCB3	HORWITH	NJMC 1E landfill
4/27/2006	100235	NH274	47,780	SCB3	HORWITH	NJMC 1E landfill
4/27/2006	100236	NH275	49,100	SCB3	HORWITH	NJMC 1E landfill
4/27/2006	100237	NH276	49,280	SCB3	HORWITH	NJMC 1E landfill
4/27/2006	100238	NH277	49,440	SCB3	HORWITH	NJMC 1E landfill
4/27/2006	100241	NH278	45,360	SCB3	HORWITH	NJMC 1E landfill
4/27/2006	100243	NH279	48,260	SCB3	HORWITH	NJMC 1E landfill
4/27/2006	100244	NH280	48,480	SCB3	HORWITH	NJMC 1E landfill
4/27/2006	100245	NH281	46,460	SCB3	HORWITH	NJMC 1E landfill
4/27/2006	100246	NH282	50,460	SCB3	HORWITH	NJMC 1E landfill
4/27/2006	100247	NH283	49,820	SCB3	HORWITH	NJMC 1E landfill
4/282006	100248	NH284	48,320	SCB3	HORWITH	NJMC 1E landfill
4/282006	100249	NH285	49,160	SCB3	HORWITH	NJMC 1E landfill
4/282006	100250	NH286	47,040	SCB3	HORWITH	NJMC 1E landfill
4/282006	100251	NH287	48,540	SCB3	HORWITH	NJMC 1E landfill
4/282006	100252	NH288	46,880	SCB3	HORWITH	NJMC 1E landfill
4/282006	100256	NH289	47,820	SCB3	HORWITH	NJMC 1E landfill
4/282006	100257	NH290	49,580	SCB3	HORWITH	NJMC 1E landfill
4/282006	100258	NH291	48,280	SCB3	HORWITH	NJMC 1E landfill
4/282006	100259	NH292	49,040	SCB3	HORWITH	NJMC 1E landfill
4/282006	100260	NH293	50,800	SCB3	HORWITH	NJMC 1E landfill
4/282006	100261	NH294	50,600	SCB3	HORWITH	NJMC 1E landfill
4/282006	100262	NH295	47,160	SCB3	HORWITH	NJMC 1E landfill
4/282006	100263	NH296	46,800	SCB3	HORWITH	NJMC 1E landfill
4/282006	100264	NH297	49,180	SCB3	HORWITH	NJMC 1E landfill
4/282006	100265	NH298	46,840	SCB3	HORWITH	NJMC 1E landfill

4,817.49	**SITE TONS (Month)**	**APRILSUB-TOTAL:**	9,634,980
4,817.49	**TONS (Site)**	**CUMULATIVE TOTAL:**	9,634,980

5/1/2006	100266	NH299	48,880	SCB2	HORWITH	NJMC 1E landfill
5/1/2006	100267	NH300	49,720	SCB3	HORWITH	NJMC 1E landfill
5/1/2006	100268	NH301	51,700	SCB3	HORWITH	NJMC 1E landfill
5/1/2006	100269	NH302	51,960	SCB3	HORWITH	NJMC 1E landfill
5/1/2006	100270	NH303	48,560	SCB3	HORWITH	NJMC 1E landfill
5/1/2006	100271	NH304	49,600	SCB3	HORWITH	NJMC 1E landfill
5/1/2006	100272	NH305	47,220	SCB3	HORWITH	NJMC 1E landfill
5/1/2006	100275	NH306	48,740	SCB3	HORWITH	NJMC 1E landfill
5/1/2006	100276	NH307	47,640	SCB3	HORWITH	NJMC 1E landfill
5/1/2006	100277	NH308	47,660	SCB3	HORWITH	NJMC 1E landfill
5/1/2006	100278	NH309	47,140	SCB3	HORWITH	NJMC 1E landfill
5/1/2006	100279	NH310	46,420	SCB3	HORWITH	NJMC 1E landfill
5/1/2006	100280	NH311	47,140	SCB3	HORWITH	NJMC 1E landfill
5/1/2006	100281	NH312	47,680	SCB3	HORWITH	NJMC 1E landfill
5/1/2006	100282	NH313	49,100	SCB3	HORWITH	NJMC 1E landfill
5/2/2006	100285	NH314	49,660	SCB3	HORWITH	NJMC 1E landfill
5/2/2006	100286	NH315	50,240	SCB3	HORWITH	NJMC 1E landfill
5/2/2006	100287	NH316	52,000	SCB3	HORWITH	NJMC 1E landfill
5/2/2006	100288	NH317	48,340	SCB3	HORWITH	NJMC 1E landfill
5/2/2006	100289	NH318	50,820	SCB3	HORWITH	NJMC 1E landfill
5/2/2006	100290	NH319	52,300	SCB3	HORWITH	NJMC 1E landfill
5/2/2006	100291	NH320	50,940	SCB3	HORWITH	NJMC 1E landfill
5/2/2006	100292	NH321	50,260	SCB3	HORWITH	NJMC 1E landfill
5/2/2006	100293	NH322	52,340	SCB3	HORWITH	NJMC 1E landfill
5/2/2006	100294	NH323	51,200	SCB3	HORWITH	NJMC 1E landfill
5/2/2006	100295	NH324	53,800	SCB3	HORWITH	NJMC 1E landfill
5/2/2006	100296	NH325	50,880	SCB3	HORWITH	NJMC 1E landfill
5/2/2006	100297	NH326	50,100	SCB3	HORWITH	NJMC 1E landfill
5/2/2006	100298	NH327	50,200	SCB3	HORWITH	NJMC 1E landfill
5/2/2006	100299	NH328	51,460	SCB3	HORWITH	NJMC 1E landfill
5/3/2006	100300	NH329	52,440	SCB3	HORWITH	NJMC 1E landfill
5/3/2006	100301	NH330	52,600	SCB3	HORWITH	NJMC 1E landfill

HONEYWELL SA-7 NJMC NON-HAZARDOUS WASTE TRACKING (2006)						
Date Shipped	**State Manifest**	**Man. Doc #**	**Estimated Weight (lbs)**	**Material**	**Transporter**	**Destination**
5/3/2006	100302	NH331	52,080	SCB3	HORWITH	NJMC 1E landfill
5/3/2006	100303	NH332	51,540	SCB3	HORWITH	NJMC 1E landfill
5/3/2006	100304	NH333	52,920	SCB3	HORWITH	NJMC 1E landfill
5/3/2006	100305	NH334	51,740	SCB3	HORWITH	NJMC 1E landfill
5/3/2006	100306	NH335	45,320	SCB3	HORWITH	NJMC 1E landfill
5/3/2006	100307	NH336	53,540	SCB3	HORWITH	NJMC 1E landfill
5/3/2006	100308	NH337	53,440	SCB3	HORWITH	NJMC 1E landfill
5/3/2006	100309	NH338	50,320	SCB3	HORWITH	NJMC 1E landfill
5/3/2006	100310	NH339	46,980	SCB3	HORWITH	NJMC 1E landfill
5/3/2006	100311	NH340	47,840	SCB5	HORWITH	NJMC 1E landfill
5/3/2006	100312	NH341	48,240	SCB5	HORWITH	NJMC 1E landfill
5/3/2006	100313	NH342	47,060	SCB5	HORWITH	NJMC 1E landfill
5/3/2006	100314	NH343	47,820	SCB5	HORWITH	NJMC 1E landfill
5/4/2006	100315	NH344	45,280	SCB5	HORWITH	NJMC 1E landfill
5/4/2006	100316	NH345	47,400	SCB3	HORWITH	NJMC 1E landfill
5/4/2006	100317	NH346	41,900	SCB3	HORWITH	NJMC 1E landfill
5/4/2006	100318	NH347	47,880	SCB3	HORWITH	NJMC 1E landfill
5/4/2006	100319	NH348	45,400	SCB3	HORWITH	NJMC 1E landfill
5/4/2006	100320	NH349	43,480	SCB3	HORWITH	NJMC 1E landfill
5/4/2006	100321	NH350	50,160	SCB3	HORWITH	NJMC 1E landfill
5/4/2006	100322	NH351	49,760	SCB3	HORWITH	NJMC 1E landfill
5/4/2006	100323	NH352	44,040	SCB5	HORWITH	NJMC 1E landfill
5/4/2006	100324	NH353	49,780	SCB5	HORWITH	NJMC 1E landfill
5/4/2006	100325	NH354	45,400	SCB5	HORWITH	NJMC 1E landfill
5/4/2006	100326	NH355	48,660	SCB5	HORWITH	NJMC 1E landfill
5/4/2006	100328	NH356	48,060	SCB5	HORWITH	NJMC 1E landfill
5/4/2006	100329	NH357	48,380	SCB5	HORWITH	NJMC 1E landfill
5/4/2006	100330	NH358	43,120	SCB5	HORWITH	NJMC 1E landfill
5/5/2006	100331	NH359	47,680	SCB5	HORWITH	NJMC 1E landfill
5/5/2006	100332	NH360	48,680	SCB5	HORWITH	NJMC 1E landfill
5/5/2006	100333	NH361	47,020	SCB5	HORWITH	NJMC 1E landfill
5/5/2006	100334	NH362	49,160	SCB5	HORWITH	NJMC 1E landfill
5/5/2006	100335	NH363	48,860	SCB5	HORWITH	NJMC 1E landfill
5/5/2006	100336	NH364	48,580	SCB5	HORWITH	NJMC 1E landfill
5/5/2006	100337	NH365	50,080	SCB5	HORWITH	NJMC 1E landfill
5/5/2006	100338	NH366	50,320	SCB5	HORWITH	NJMC 1E landfill
5/5/2006	100342	NH367	48,840	SCB5	HORWITH	NJMC 1E landfill
5/5/2006	100343	NH368	48,280	SCB5	HORWITH	NJMC 1E landfill
5/5/2006	100344	NH369	47,440	SCB5	HORWITH	NJMC 1E landfill
5/5/2006	100345	NH370	49,000	SCB5	HORWITH	NJMC 1E landfill
5/5/2006	100346	NH371	51,080	SCB5	HORWITH	NJMC 1E landfill
5/5/2006	100347	NH372	49,300	SCB5	HORWITH	NJMC 1E landfill
5/5/2006	100348	NH373	50,000	SCB5	HORWITH	NJMC 1E landfill
5/8/2006	100351	NH374	50,100	SCB5	HORWITH	NJMC 1E landfill
5/8/2006	100352	NH375	48,820	SCB5	HORWITH	NJMC 1E landfill
5/8/2006	100355	NH376	48,760	SCB5	HORWITH	NJMC 1E landfill
5/8/2006	100356	NH377	43,880	SCB5	HORWITH	NJMC 1E landfill
5/8/2006	100357	NH378	45,420	SCB5	HORWITH	NJMC 1E landfill
5/8/2006	100359	NH379	44,100	SCB5	HORWITH	NJMC 1E landfill
5/8/2006	100360	NH380	48,240	SCB5	HORWITH	NJMC 1E landfill
5/8/2006	100361	NH381	46,840	SCB5	HORWITH	NJMC 1E landfill
5/8/2006	100362	NH382	47,760	SCB5	HORWITH	NJMC 1E landfill
5/8/2006	100363	NH383	39,240	SCB5	HORWITH	NJMC 1E landfill
5/8/2006	100364	NH384	45,740	SCB5	HORWITH	NJMC 1E landfill
5/8/2006	100265	NH385	46,440	SCB5	HORWITH	NJMC 1E landfill
5/8/2006	100366	NH386	48,900	SCB5	HORWITH	NJMC 1E landfill
5/8/2006	100367	NH387	45,800	SCB5	HORWITH	NJMC 1E landfill
5/8/2006	100368	NH388	49,460	SCB5	HORWITH	NJMC 1E landfill
5/8/2006	100369	NH389	47,560	SCB5	HORWITH	NJMC 1E landfill
5/8/2006	100372	NH390	48,520	SCB5	HORWITH	NJMC 1E landfill
5/8/2006	100373	NH391	44,520	SCB5	HORWITH	NJMC 1E landfill
5/8/2006	100374	NH392	48,780	SCB5	HORWITH	NJMC 1E landfill
5/8/2006	100375	NH393	45,940	SCB5	HORWITH	NJMC 1E landfill
5/9/2006	100376	NH394	47,300	SCB5	HORWITH	NJMC 1E landfill
5/9/2006	100377	NH395	45,280	SCB5	HORWITH	NJMC 1E landfill
5/9/2006	100378	NH396	48,420	SCB5	HORWITH	NJMC 1E landfill
5/9/2006	100379	NH397	47,880	SCB5	HORWITH	NJMC 1E landfill
5/9/2006	100380	NH398	48,180	SCB5	HORWITH	NJMC 1E landfill
5/9/2006	100381	NH399	45,440	SCB5	HORWITH	NJMC 1E landfill
5/9/2006	100382	NH400	48,320	SCB5	HORWITH	NJMC 1E landfill
5/9/2006	100383	NH401	47,500	SCB5	HORWITH	NJMC 1E landfill
5/9/2006	100384	NH402	49,240	SCB5	HORWITH	NJMC 1E landfill
5/9/2006	100385	NH403	45,540	SCB5	HORWITH	NJMC 1E landfill
5/9/2006	100386	NH404	47,820	SCB5	HORWITH	NJMC 1E landfill

HONEYWELL SA-7 NJMC NON-HAZARDOUS WASTE TRACKING (2006)						
Date Shipped	**State Manifest**	**Man. Doc #**	**Estimated Weight (lbs)**	**Material**	**Transporter**	**Destination**
5/9/2006	100387	NH405	48,720	SCB5	HORWITH	NJMC 1E landfill
5/9/2006	100388	NH406	47,920	SCB5	HORWITH	NJMC 1E landfill
5/9/2006	100389	NH407	46,500	SCB5	HORWITH	NJMC 1E landfill
5/9/2006	100390	NH408	47,780	SCB5	HORWITH	NJMC 1E landfill
5/9/2006	100391	NH409	48,100	SCB5	HORWITH	NJMC 1E landfill
5/9/2006	100392	NH410	50,660	SCB5	HORWITH	NJMC 1E landfill
5/9/2006	100393	NH411	44,140	SCB5	HORWITH	NJMC 1E landfill
5/9/2006	100394	NH412	45,440	SCB5	HORWITH	NJMC 1E landfill
5/9/2006	100395	NH413	47,220	SCB5	HORWITH	NJMC 1E landfill
5/10/2006	100397	NH414	44,140	SCB5	HORWITH	NJMC 1E landfill
5/10/2006	100398	NH415	47,080	SCB5	HORWITH	NJMC 1E landfill
5/10/2006	100399	NH416	48,520	SCB5	HORWITH	NJMC 1E landfill
5/10/2006	100400	NH417	47,400	SCB5	HORWITH	NJMC 1E landfill
5/10/2006	100401	NH418	45,060	SCB5	HORWITH	NJMC 1E landfill
5/10/2006	100402	NH419	45,560	SCB5	HORWITH	NJMC 1E landfill
5/10/2006	100403	NH420	47,920	SCB5	HORWITH	NJMC 1E landfill
5/10/2006	100404	NH421	46,420	SCB5	HORWITH	NJMC 1E landfill
5/10/2006	100410	NH422	44,960	SCB5	HORWITH	NJMC 1E landfill
5/10/2006	100411	NH423	47,140	SCB5	HORWITH	NJMC 1E landfill
5/10/2006	100412	NH424	47,260	SCB5	HORWITH	NJMC 1E landfill
5/10/2006	100413	NH425	49,560	SCB5	HORWITH	NJMC 1E landfill
5/10/2006	100414	NH426	40,280	SCB5	HORWITH	NJMC 1E landfill
5/10/2006	100421	NH427	44,960	SCB5	HORWITH	NJMC 1E landfill
5/10/2006	100422	NH428	46,360	SCB5	HORWITH	NJMC 1E landfill
5/10/2006	100423	NH429	43,460	SCB5	HORWITH	NJMC 1E landfill
5/10/2006	100424	NH430	42,600	SCB5	HORWITH	NJMC 1E landfill
5/10/2006	100425	NH431	49,940	SCB5	HORWITH	NJMC 1E landfill
5/10/2006	100426	NH432	49,740	SCB5	HORWITH	NJMC 1E landfill
5/10/2006	100427	NH433	48,980	SCB5	HORWITH	NJMC 1E landfill
5/11/2006	100428	NH434	46,220	SCB5	HORWITH	NJMC 1E landfill
5/11/2006	100431	NH435	45,560	SCB5	HORWITH	NJMC 1E landfill
5/11/2006	100432	NH436	47,580	SCB5	HORWITH	NJMC 1E landfill
5/11/2006	100439	NH437	45,440	SCB5	HORWITH	NJMC 1E landfill
5/11/2006	100440	NH438	44,080	SCB5	HORWITH	NJMC 1E landfill
5/11/2006	100441	NH439	47,700	SCB5	HORWITH	NJMC 1E landfill
5/11/2006	100442	NH440	48,540	SCB5	HORWITH	NJMC 1E landfill
5/11/2006	100443	NH441	45,520	SCB5	HORWITH	NJMC 1E landfill
5/11/2006	100444	NH442	48,300	SCB5	HORWITH	NJMC 1E landfill
5/11/2006	100445	NH443	47,600	SCB5	HORWITH	NJMC 1E landfill
5/11/2006	100447	NH444	52,000	SCB5	HORWITH	NJMC 1E landfill
5/11/2006	100448	NH445	44,280	SCB5	HORWITH	NJMC 1E landfill
5/11/2006	100449	NH446	48,720	SCB5	HORWITH	NJMC 1E landfill
5/11/2006	100450	NH447	45,800	SCB5	HORWITH	NJMC 1E landfill
5/11/2006	100451	NH448	50,160	SCB5	HORWITH	NJMC 1E landfill
5/11/2006	100452	NH449	42,540	SCB5	HORWITH	NJMC 1E landfill
5/11/2006	100453	NH450	44,900	SCB5	HORWITH	NJMC 1E landfill
5/11/2006	100454	NH451	45,960	SCB5	HORWITH	NJMC 1E landfill
5/11/2006	100455	NH452	47,960	SCB5	HORWITH	NJMC 1E landfill
5/11/2006	100456	NH453	42,800	SCB5	HORWITH	NJMC 1E landfill
5/12/2006	100458	NH454	41,460	SCB5	HORWITH	NJMC 1E landfill
5/12/2006	100461	NH455	44,220	SCB5	HORWITH	NJMC 1E landfill
5/12/2006	100462	NH456	47,440	SCB5	HORWITH	NJMC 1E landfill
5/12/2006	100463	NH457	45,540	SCB5	HORWITH	NJMC 1E landfill
5/12/2006	100464	NH458	46,520	SCB5	HORWITH	NJMC 1E landfill
5/12/2006	100466	NH459	44,420	SCB5	HORWITH	NJMC 1E landfill
5/12/2006	100467	NH460	47,760	SCB5	HORWITH	NJMC 1E landfill
5/12/2006	100468	NH461	44,000	SCB5	HORWITH	NJMC 1E landfill
5/12/2006	100469	NH462	41,260	SCB5	HORWITH	NJMC 1E landfill
5/12/2006	100470	NH463	47,220	SCB5	HORWITH	NJMC 1E landfill
5/12/2006	100471	NH464	45,920	SCB5	HORWITH	NJMC 1E landfill
5/12/2006	100472	NH465	44,460	SCB5	HORWITH	NJMC 1E landfill
5/12/2006	100473	NH466	44,440	SCB5	HORWITH	NJMC 1E landfill
5/12/2006	100474	NH467	47,400	SCB5	HORWITH	NJMC 1E landfill
5/12/2006	100475	NH468	42,800	SCB5	HORWITH	NJMC 1E landfill
5/15/2006	100476	NH469	43,680	SCB5	HORWITH	NJMC 1E landfill
5/15/2006	100477	NH470	46,060	SCB5	HORWITH	NJMC 1E landfill
5/15/2006	100479	NH471	49,120	SCB5	HORWITH	NJMC 1E landfill
5/15/2006	100480	NH472	45,580	SCB5	HORWITH	NJMC 1E landfill
5/15/2006	100481	NH473	42,580	SCB5	HORWITH	NJMC 1E landfill
5/15/2006	100482	NH474	45,240	SCB5	HORWITH	NJMC 1E landfill
5/15/2006	100483	NH475	46,940	SCB5	HORWITH	NJMC 1E landfill
5/15/2006	100484	NH476	50,160	SCB5	HORWITH	NJMC 1E landfill

HONEYWELL SA-7 NJMC NON-HAZARDOUS WASTE TRACKING (2006)						
Date Shipped	**State Manifest**	**Man. Doc #**	**Estimated Weight (lbs)**	**Material**	**Transporter**	**Destination**
5/15/2006	100485	NH477	47,480	SCB5	HORWITH	NJMC 1E landfill
5/15/2006	100486	NH478	47,560	SCB5	HORWITH	NJMC 1E landfill
5/15/2006	100487	NH479	45,540	SCB5	HORWITH	NJMC 1E landfill
5/15/2006	100488	NH480	53,560	SCB5	HORWITH	NJMC 1E landfill
5/15/2006	100489	NH481	44,680	SCB5	HORWITH	NJMC 1E landfill
5/15/2006	100490	NH482	47,100	SCB5	HORWITH	NJMC 1E landfill
5/15/2006	100491	NH483	46,340	SCB5	HORWITH	NJMC 1E landfill
5/15/2006	100492	NH484	48,840	SCB5	HORWITH	NJMC 1E landfill
5/15/2006	100497	NH485	48,720	SCB5	HORWITH	NJMC 1E landfill
5/15/2006	100498	NH486	47,640	SCB5	HORWITH	NJMC 1E landfill
5/15/2006	100499	NH487	48,920	SCB5	HORWITH	NJMC 1E landfill
5/15/2006	100500	NH488	51,720	SCB5	HORWITH	NJMC 1E landfill
5/16/2006	100501	NH489	45,460	SCB5	HORWITH	NJMC 1E landfill
5/16/2006	100502	NH490	48,120	SCB5	HORWITH	NJMC 1E landfill
5/16/2006	100503	NH491	45,420	SCB5	HORWITH	NJMC 1E landfill
5/17/2006	100504	NH492	47,880	SCB5	HORWITH	NJMC 1E landfill
5/17/2006	100505	NH493	44,140	SCB5	HORWITH	NJMC 1E landfill
5/17/2006	100506	NH494	47,480	SCB5	HORWITH	NJMC 1E landfill
5/17/2006	100507	NH495	47,300	SCB5	HORWITH	NJMC 1E landfill
5/17/2006	100508	NH496	46,120	SCB5	HORWITH	NJMC 1E landfill
5/17/2006	100509	NH497	44,300	SCB5	HORWITH	NJMC 1E landfill
5/17/2006	100510	NH498	44,140	SCB5	HORWITH	NJMC 1E landfill
5/17/2006	100511	NH499	47,580	SCB5	HORWITH	NJMC 1E landfill
5/17/2006	100512	NH500	45,620	SCB5	HORWITH	NJMC 1E landfill
5/17/2006	100513	NH501	43,960	SCB5	HORWITH	NJMC 1E landfill
5/17/2006	100514	NH502	45,700	SCB5	HORWITH	NJMC 1E landfill
5/17/2006	100515	NH503	45,000	SCB5	HORWITH	NJMC 1E landfill
5/17/2006	100516	NH504	46,840	SCB5	HORWITH	NJMC 1E landfill
5/17/2006	100517	NH505	44,280	SCB5	HORWITH	NJMC 1E landfill
5/17/2006	100518	NH506	46,640	SCB5	HORWITH	NJMC 1E landfill
5/17/2006	100519	NH507	48,000	SCB5	HORWITH	NJMC 1E landfill
5/17/2006	100520	NH508	46,880	SCB5	HORWITH	NJMC 1E landfill
5/17/2006	100521	NH509	46,860	SCB5	HORWITH	NJMC 1E landfill
5/17/2006	100522	NH510	47,300	SCB5	HORWITH	NJMC 1E landfill
5/17/2006	100523	NH511	51,160	SCB5	HORWITH	NJMC 1E landfill
5/18/2006	100524	NH512	43,240	SCB5	HORWITH	NJMC 1E landfill
5/18/2006	100525	NH513	43,040	SCB5	HORWITH	NJMC 1E landfill
5/18/2006	100526	NH514	42,040	SCB5	HORWITH	NJMC 1E landfill
5/18/2006	100527	NH515	46,220	SCB5	HORWITH	NJMC 1E landfill
5/18/2006	100528	NH516	45,880	SCB5	HORWITH	NJMC 1E landfill
5/18/2006	100529	NH517	43,780	SCB5	HORWITH	NJMC 1E landfill
5/18/2006	100530	NH518	45,240	SCB5	HORWITH	NJMC 1E landfill
5/18/2006	100531	NH519	50,420	SCB5	HORWITH	NJMC 1E landfill
5/18/2006	100532	NH520	48,920	SCB5	HORWITH	NJMC 1E landfill
5/18/2006	100533	NH521	46,220	SCB5	HORWITH	NJMC 1E landfill
5/18/2006	100534	NH522	45,980	SCB5	HORWITH	NJMC 1E landfill
5/18/2006	100535	NH523	50,560	SCB5	HORWITH	NJMC 1E landfill
5/18/2006	100537	NH524	45,480	SCB5	HORWITH	NJMC 1E landfill
5/18/2006	100538	NH525	46,900	SCB5	HORWITH	NJMC 1E landfill
5/18/2006	100539	NH526	46,820	SCB5	HORWITH	NJMC 1E landfill
5/18/2006	100540	NH527	53,120	SCB5	HORWITH	NJMC 1E landfill
5/18/2006	100541	NH528	46,880	SCB5	HORWITH	NJMC 1E landfill
5/18/2006	100542	NH529	45,480	SCB5	HORWITH	NJMC 1E landfill
5/18/2006	100543	NH530	47,600	SCB5	HORWITH	NJMC 1E landfill
5/18/2006	100545	NH531	47,720	SCB5	HORWITH	NJMC 1E landfill
5/19/2006	100546	NH532	47,500	SCB5	HORWITH	NJMC 1E landfill
5/19/2006	100547	NH533	45,400	SCB5	HORWITH	NJMC 1E landfill
5/19/2006	100548	NH534	44,680	SCB5	HORWITH	NJMC 1E landfill
5/19/2006	100549	NH535	52,920	SCB5	HORWITH	NJMC 1E landfill
5/19/2006	100550	NH536	46,540	SCB5	HORWITH	NJMC 1E landfill
5/19/2006	100551	NH537	46,320	SCB5	HORWITH	NJMC 1E landfill
5/19/2006	100552	NH538	45,580	SCB5	HORWITH	NJMC 1E landfill
5/19/2006	100553	NH539	53,000	SCB5	HORWITH	NJMC 1E landfill
5/19/2006	100554	NH540	48,340	SCB5	HORWITH	NJMC 1E landfill
5/19/2006	100555	NH541	43,400	SCB5	HORWITH	NJMC 1E landfill
5/19/2006	100556	NH542	46,080	SCB5	HORWITH	NJMC 1E landfill
5/19/2006	100557	NH543	54,100	SCB5	HORWITH	NJMC 1E landfill
5/19/2006	100558	NH544	44,920	SCB5	HORWITH	NJMC 1E landfill
5/19/2006	100559	NH545	48,480	SCB5	HORWITH	NJMC 1E landfill
5/19/2006	100560	NH546	49,300	SCB5	HORWITH	NJMC 1E landfill
5/19/2006	100561	NH547	52,840	SCB5	HORWITH	NJMC 1E landfill
5/19/2006	100562	NH548	48,120	SCB5	HORWITH	NJMC 1E landfill
5/19/2006	100563	NH549	49,060	SCB5	HORWITH	NJMC 1E landfill
5/19/2006	100564	NH550	51,260	SCB5	HORWITH	NJMC 1E landfill
5/22/2006	100568	NH551	48,820	SCB5	HORWITH	NJMC 1E landfill
5/22/2006	100569	NH552	48,160	SCB5	HORWITH	NJMC 1E landfill
5/22/2006	100570	NH553	46,220	SCB5	HORWITH	NJMC 1E landfill
5/22/2006	100571	NH554	52,300	SCB5	HORWITH	NJMC 1E landfill

HONEYWELL SA-7 NJMC NON-HAZARDOUS WASTE TRACKING (2006)						
Date Shipped	**State Manifest**	**Man. Doc #**	**Estimated Weight (lbs)**	**Material**	**Transporter**	**Destination**
5/22/2006	100572	NH555	45,800	SCB5	HORWITH	NJMC 1E landfill
5/22/2006	100573	NH556	52,060	SCB5	HORWITH	NJMC 1E landfill
5/22/2006	100574	NH557	48,300	SCB5	HORWITH	NJMC 1E landfill
5/22/2006	100575	NH558	48,000	SCB5	HORWITH	NJMC 1E landfill
5/22/2006	100576	NH559	52,720	SCB5	HORWITH	NJMC 1E landfill
5/22/2006	100577	NH560	47,140	SCB5	HORWITH	NJMC 1E landfill
5/22/2006	100578	NH561	50,740	SCB5	HORWITH	NJMC 1E landfill
5/22/2006	100579	NH562	46,760	SCB5	HORWITH	NJMC 1E landfill
5/22/2006	100581	NH563	47,380	SCB5	HORWITH	NJMC 1E landfill
5/23/2006	100582	NH564	47,620	SCB5	HORWITH	NJMC 1E landfill
5/23/2006	100583	NH565	51,960	SCB5	HORWITH	NJMC 1E landfill
5/23/2006	100584	NH566	53,600	SCB5	HORWITH	NJMC 1E landfill
5/23/2006	100585	NH567	47,860	SCB5	HORWITH	NJMC 1E landfill
5/23/2006	100586	NH568	54,880	SCB5	HORWITH	NJMC 1E landfill
5/23/2006	100588	NH569	50,140	SCB5	HORWITH	NJMC 1E landfill
5/23/2006	100589	NH570	47,480	SCB5	HORWITH	NJMC 1E landfill
5/23/2006	100590	NH571	47,620	SCB5	HORWITH	NJMC 1E landfill
5/23/2006	100591	NH572	48,920	SCB5	HORWITH	NJMC 1E landfill
5/23/2006	100592	NH573	45,680	SCB5	HORWITH	NJMC 1E landfill
5/23/2006	100593	NH574	41,560	SCB5	HORWITH	NJMC 1E landfill
5/24/2006	100594	NH575	32,440	SCB5	HORWITH	NJMC 1E landfill
5/24/2006	100595	NH576	39,200	SCB5	HORWITH	NJMC 1E landfill
5/24/2006	100596	NH577	42,680	SCB5	HORWITH	NJMC 1E landfill
5/24/2006	100597	NH578	43,300	SCB5	HORWITH	NJMC 1E landfill
5/24/2006	100598	NH579	44,780	SCB5	HORWITH	NJMC 1E landfill
5/24/2006	100599	NH580	38,080	SCB5	HORWITH	NJMC 1E landfill
5/24/2006	100600	NH581	45,480	SCB5	HORWITH	NJMC 1E landfill
5/24/2006	100601	NH582	41,520	SCB5	HORWITH	NJMC 1E landfill
5/24/2006	100602	NH583	36,780	SCB5	HORWITH	NJMC 1E landfill
5/24/2006	100604	NH584	41,240	SCB5	HORWITH	NJMC 1E landfill
5/24/2006	100605	NH585	44,640	SCB5	HORWITH	NJMC 1E landfill
5/24/2006	100606	NH586	46,980	SCB5	HORWITH	NJMC 1E landfill
5/25/2006	100608	NH587	43,120	SCB5	HORWITH	NJMC 1E landfill
5/25/2006	100609	NH588	44,680	SCB5	HORWITH	NJMC 1E landfill
5/25/2006	100610	NH589	41,680	SCB5	HORWITH	NJMC 1E landfill
5/25/2006	100611	NH590	47,320	SCB5	HORWITH	NJMC 1E landfill
5/25/2006	100612	NH591	44,040	SCB5	HORWITH	NJMC 1E landfill
5/25/2006	100613	NH592	49,380	SCB5	HORWITH	NJMC 1E landfill
5/25/2006	100615	NH593	45,160	SCB5	HORWITH	NJMC 1E landfill
5/25/2006	100616	NH594	40,960	SCB5	HORWITH	NJMC 1E landfill
5/25/2006	100617	NH595	40,420	SCB5	HORWITH	NJMC 1E landfill
5/26/2006	100618	NH596	42,980	SCB5	HORWITH	NJMC 1E landfill
5/26/2006	100620	NH597	47,560	SCB5	HORWITH	NJMC 1E landfill
5/26/2006	100621	NH598	45,320	SCB5	HORWITH	NJMC 1E landfill
5/26/2006	100622	NH599	48,700	SCB5	HORWITH	NJMC 1E landfill
5/26/2006	100623	NH600	45,300	SCB5	HORWITH	NJMC 1E landfill
5/26/2006	100624	NH601	51,820	SCB5	HORWITH	NJMC 1E landfill
5/26/2006	100625	NH602	45,720	SCB5	HORWITH	NJMC 1E landfill
5/26/2006	100626	NH603	49,880	SCB5	HORWITH	NJMC 1E landfill
5/30/2006	100628	NH604	46,260	SCB5	HORWITH	NJMC 1E landfill
5/30/2006	100630	NH605	48,120	SCB5	HORWITH	NJMC 1E landfill
5/30/2006	100631	NH606	49,480	SCB5	HORWITH	NJMC 1E landfill
5/30/2006	100632	NH607	46,560	SCB5	HORWITH	NJMC 1E landfill
5/30/2006	100633	NH608	47,860	SCB5	HORWITH	NJMC 1E landfill
5/30/2006	100634	NH609	42,920	SCB5	HORWITH	NJMC 1E landfill
5/30/2006	100635	NH610	38,680	SCB5	HORWITH	NJMC 1E landfill
5/30/2006	100636	NH611	39,080	SCB5	HORWITH	NJMC 1E landfill
5/30/2006	100637	NH612	44,940	SCB5	HORWITH	NJMC 1E landfill
5/30/2006	100638	NH613	40,200	SCB5	HORWITH	NJMC 1E landfill
5/30/2006	100640	NH614	43,580	SCB5	HORWITH	NJMC 1E landfill
5/30/2006	100642	NH615	51,120	SCB5	HORWITH	NJMC 1E landfill
5/30/2006	100643	NH616	44,420	SCB5	HORWITH	NJMC 1E landfill
5/30/2006	100644	NH617	45,800	SCB5	HORWITH	NJMC 1E landfill
5/30/2006	100645	NH618	49,480	SCB5	HORWITH	NJMC 1E landfill
5/31/2006	100649	NH619	43,000	SCB5	HORWITH	NJMC 1E landfill
5/31/2006	100650	NH620	44,020	SCB5	HORWITH	NJMC 1E landfill
5/31/2006	100651	NH621	46,680	SCB5	HORWITH	NJMC 1E landfill
5/31/2006	100652	NH622	44,020	SCB5	HORWITH	NJMC 1E landfill
5/31/2006	100653	NH623	46,040	SCB5	HORWITH	NJMC 1E landfill
5/31/2006	100654	NH624	48,080	SCB5	HORWITH	NJMC 1E landfill
5/31/2006	100655	NH625	44,140	SCB5	HORWITH	NJMC 1E landfill
5/31/2006	100656	NH626	44,140	SCB5	HORWITH	NJMC 1E landfill
5/31/2006	100657	NH627	49,340	SCB5	HORWITH	NJMC 1E landfill
5/31/2006	100658	NH628	45,340	SCB5	HORWITH	NJMC 1E landfill
5/31/2006	100660	NH629	44,780	SCB5	HORWITH	NJMC 1E landfill
5/31/2006	100661	NH630	46,860	SCB5	HORWITH	NJMC 1E landfill
5/31/2006	100662	NH631	45,080	SCB5	HORWITH	NJMC 1E landfill
5/31/2006	100663	NH632	44,680	SCB5	HORWITH	NJMC 1E landfill

HONEYWELL SA-7 NJMC NON-HAZARDOUS WASTE TRACKING (2006)						
Date Shipped	**State Manifest**	**Man. Doc #**	**Estimated Weight (lbs)**	**Material**	**Transporter**	**Destination**
5/31/2006	100664	NH633	48,060	SCB5	HORWITH	NJMC 1E landfill

7,882.67	**SITE TONS (Month)**	**MAY SUB-TOTAL:**	15,765,340
12,700.16	**TONS (Site)**	**CUMULATIVE TOTAL:**	25,400,320

6/1/2006	100665	NH634	43,000	SCB5	HORWITH	NJMC 1E landfill
6/1/2006	100666	NH635	43,600	SCB5	HORWITH	NJMC 1E landfill
6/1/2006	100668	NH636	46,500	SCB5	HORWITH	NJMC 1E landfill
6/1/2006	100670	NH637	44,220	SCB5	HORWITH	NJMC 1E landfill
6/1/2006	100671	NH638	44,460	SCB5	HORWITH	NJMC 1E landfill
6/1/2006	100673	NH639	49,080	SCB5	HORWITH	NJMC 1E landfill
6/1/2006	100674	NH640	41,980	SCB5	HORWITH	NJMC 1E landfill
6/1/2006	100676	NH641	47,540	SCB5	HORWITH	NJMC 1E landfill
6/1/2006	100677	NH642	48,160	SCB5	HORWITH	NJMC 1E landfill
6/1/2006	100678	NH643	44,120	SCB5	HORWITH	NJMC 1E landfill
6/1/2006	100679	NH644	42,300	SCB5	HORWITH	NJMC 1E landfill
6/1/2006	100680	NH645	41,800	SCB5	HORWITH	NJMC 1E landfill
6/1/2006	100681	NH646	47,280	SCB5	HORWITH	NJMC 1E landfill
6/1/2006	100682	NH647	46,920	SCB5	HORWITH	NJMC 1E landfill
6/1/2006	100683	NH648	49,680	SCB5	HORWITH	NJMC 1E landfill
6/2/2006	100685	NH649	42,620	SCB5	HORWITH	NJMC 1E landfill
6/2/2006	100686	NH650	44,680	SCB5	HORWITH	NJMC 1E landfill
6/2/2006	100687	NH651	38,800	SCB5	HORWITH	NJMC 1E landfill
6/2/2006	100688	NH652	44,980	SCB5	HORWITH	NJMC 1E landfill
6/2/2006	100689	NH653	44,220	SCB5	HORWITH	NJMC 1E landfill
6/2/2006	100690	NH654	43,100	SCB5	HORWITH	NJMC 1E landfill
6/2/2006	100692	NH655	46,640	SCB5	HORWITH	NJMC 1E landfill
6/2/2006	100693	NH656	44,340	SCB5	HORWITH	NJMC 1E landfill
6/5/2006	100695	NH657	45,760	SCB5	HORWITH	NJMC 1E landfill
6/5/2006	100698	NH658	41,360	SCB5	HORWITH	NJMC 1E landfill
6/5/2006	100699	NH659	42,860	SCB5	HORWITH	NJMC 1E landfill
6/5/2006	100700	NH660	47,200	SCB5	HORWITH	NJMC 1E landfill
6/5/2006	100704	NH661	41,340	SCB5	HORWITH	NJMC 1E landfill
6/5/2006	100705	NH662	44,280	SCB5	HORWITH	NJMC 1E landfill
6/5/2006	100708	NH663	45,520	SCB5	HORWITH	NJMC 1E landfill
6/5/2006	100709	NH664	43,360	SCB5	HORWITH	NJMC 1E landfill
6/5/2006	100710	NH665	44,620	SCB5	HORWITH	NJMC 1E landfill
6/5/2006	100711	NH666	44,740	SCB5	HORWITH	NJMC 1E landfill
6/5/2006	100712	NH667	38,760	SCB5	HORWITH	NJMC 1E landfill
6/5/2006	100713	NH668	44,000	SCB5	HORWITH	NJMC 1E landfill
6/5/2006	100714	NH669	46,840	SCB5	HORWITH	NJMC 1E landfill
6/5/2006	100716	NH670	44,060	SCB5	HORWITH	NJMC 1E landfill
6/5/2006	100717	NH671	47,480	SCB5	HORWITH	NJMC 1E landfill
6/6/2006	100718	NH672	42,320	SCB5	HORWITH	NJMC 1E landfill
6/6/2006	100719	NH673	46,940	SCB5	HORWITH	NJMC 1E landfill
6/6/2006	100720	NH674	45,360	SCB5	HORWITH	NJMC 1E landfill
6/6/2006	100721	NH675	47,720	SCB5	HORWITH	NJMC 1E landfill
6/6/2006	100722	NH676	51,800	SCB5	HORWITH	NJMC 1E landfill
6/6/2006	100723	NH677	50,320	SCB5	HORWITH	NJMC 1E landfill
6/6/2006	100724	NH678	45,260	SCB5	HORWITH	NJMC 1E landfill
6/6/2006	100725	NH679	50,940	SCB5	HORWITH	NJMC 1E landfill
6/6/2006	100726	NH680	47,560	SCB5	HORWITH	NJMC 1E landfill
6/6/2006	100727	NH681	45,840	SCB5	HORWITH	NJMC 1E landfill
6/6/2006	100729	NH682	45,620	SCB5	HORWITH	NJMC 1E landfill
6/6/2006	100730	NH683	50,060	SCB5	HORWITH	NJMC 1E landfill
6/6/2006	100731	NH684	46,720	SCB5	HORWITH	NJMC 1E landfill
6/6/2006	100732	NH685	48,860	SCB5	HORWITH	NJMC 1E landfill
6/7/2006	100733	NH686	44,740	SCB5	HORWITH	NJMC 1E landfill
6/7/2006	100734	NH687	49,660	SCB5	HORWITH	NJMC 1E landfill
6/7/2006	100735	NH688	47,640	SCB5	HORWITH	NJMC 1E landfill
6/7/2006	100736	NH689	43,540	SCB5	HORWITH	NJMC 1E landfill
6/7/2006	100737	NH690	47,840	SCB5	HORWITH	NJMC 1E landfill
6/7/2006	100738	NH691	46,660	SCB5	HORWITH	NJMC 1E landfill
6/7/2006	100739	NH692	43,140	SCB5	HORWITH	NJMC 1E landfill
6/7/2006	100740	NH693	44,660	SCB5	HORWITH	NJMC 1E landfill
6/7/2006	100741	NH694	49,980	SCB5	HORWITH	NJMC 1E landfill
6/7/2006	100745	NH695	46,160	SCB5	HORWITH	NJMC 1E landfill
6/7/2006	100746	NH696	45,620	SCB5	HORWITH	NJMC 1E landfill
6/7/2006	100747	NH697	42,440	SCB5	HORWITH	NJMC 1E landfill
6/7/2006	100748	NH698	51,000	SCB5	HORWITH	NJMC 1E landfill
6/7/2006	100749	NH699	46,540	SCB5	HORWITH	NJMC 1E landfill
6/7/2006	100750	NH700	48,120	SCB5	HORWITH	NJMC 1E landfill
6/8/2006	101752	NH701	48,460	SCB5	HORWITH	NJMC 1E landfill
6/8/2006	101753	NH702	46,080	SCB5	HORWITH	NJMC 1E landfill
6/8/2006	101754	NH703	48,840	SCB5	HORWITH	NJMC 1E landfill
6/8/2006	101755	NH704	40,120	SCB5	HORWITH	NJMC 1E landfill
6/8/2006	101756	NH705	43,320	SCB5	HORWITH	NJMC 1E landfill
6/8/2006	101757	NH706	44,500	SCB5	HORWITH	NJMC 1E landfill

HONEYWELL SA-7 NJMC NON-HAZARDOUS WASTE TRACKING (2006)						
Date Shipped	**State Manifest**	**Man. Doc #**	**Estimated Weight (lbs)**	**Material**	**Transporter**	**Destination**
6/8/2006	101758	NH707	43,420	SCB5	HORWITH	NJMC 1E landfill
6/8/2006	101759	NH708	45,800	SCB5	HORWITH	NJMC 1E landfill
6/8/2006	101760	NH709	49,520	SCB5	HORWITH	NJMC 1E landfill
6/8/2006	101761	NH710	43,480	SCB5	HORWITH	NJMC 1E landfill
6/8/2006	101762	NH711	45,660	SCB5	HORWITH	NJMC 1E landfill
6/8/2006	101763	NH712	48,580	SCB5	HORWITH	NJMC 1E landfill
6/8/2006	101766	NH713	43,080	SCB5	HORWITH	NJMC 1E landfill
6/8/2006	101767	NH714	45,160	SCB5	HORWITH	NJMC 1E landfill
6/8/2006	101768	NH715	51,740	SCB5	HORWITH	NJMC 1E landfill
6/9/2006	101771	NH716	43,160	SCB5	HORWITH	NJMC 1E landfill
6/9/2006	101772	NH717	44,660	SCB5	HORWITH	NJMC 1E landfill
6/9/2006	101773	NH718	45,540	SCB5	HORWITH	NJMC 1E landfill
6/9/2006	101774	NH719	43,820	SCB5	HORWITH	NJMC 1E landfill
6/9/2006	101775	NH720	43,180	SCB5	HORWITH	NJMC 1E landfill
6/9/2006	101776	NH721	48,460	SCB5	HORWITH	NJMC 1E landfill
6/9/2006	101777	NH722	41,240	SCB5	HORWITH	NJMC 1E landfill
6/9/2006	101778	NH723	42,420	SCB5	HORWITH	NJMC 1E landfill
6/9/2006	101779	NH724	47,900	SCB5	HORWITH	NJMC 1E landfill
6/9/2006	101780	NH725	41,720	SCB5	HORWITH	NJMC 1E landfill
6/9/2006	101781	NH726	41,040	SCB5	HORWITH	NJMC 1E landfill
6/9/2006	101782	NH727	47,980	SCB5	HORWITH	NJMC 1E landfill
6/9/2006	101783	NH728	43,200	SCB5	HORWITH	NJMC 1E landfill
6/9/2006	101784	NH729	45,480	SCB5	HORWITH	NJMC 1E landfill
6/9/2006	101785	NH730	52,580	SCB5	HORWITH	NJMC 1E landfill
6/12/2006	101786	NH731	44,480	SCB5	HORWITH	NJMC 1E landfill
6/12/2006	101787	NH732	39,960	SCB5	HORWITH	NJMC 1E landfill
6/12/2006	101788	NH733	42,960	SCB5	HORWITH	NJMC 1E landfill
6/12/2006	101789	NH734	44,220	SCB5	HORWITH	NJMC 1E landfill
6/12/2006	101790	NH735	41,380	SCB5	HORWITH	NJMC 1E landfill
6/12/2006	101791	NH736	40,900	SCB5	HORWITH	NJMC 1E landfill
6/12/2006	101793	NH737	44,080	SCB5	HORWITH	NJMC 1E landfill
6/12/2006	101794	NH738	42,620	SCB5	HORWITH	NJMC 1E landfill
6/12/2006	101795	NH739	45,400	SCB5	HORWITH	NJMC 1E landfill
6/12/2006	101796	NH740	46,620	SCB5	HORWITH	NJMC 1E landfill
6/12/2006	101797	NH741	39,200	SCB5	HORWITH	NJMC 1E landfill
6/12/2006	101798	NH742	40,000	SCB5	HORWITH	NJMC 1E landfill
6/12/2006	101801	NH743	43,560	SCB5	HORWITH	NJMC 1E landfill
6/12/2006	101802	NH744	44,580	SCB5	HORWITH	NJMC 1E landfill
6/12/2006	101803	NH745	46,200	SCB5	HORWITH	NJMC 1E landfill
6/13/2006	101804	NH746	46,500	SCB5	HORWITH	NJMC 1E landfill
6/13/2006	101805	NH747	44,640	SCB5	HORWITH	NJMC 1E landfill
6/13/2006	101806	NH748	49,000	SCB5	HORWITH	NJMC 1E landfill
6/13/2006	101807	NH749	44,860	SCB5	HORWITH	NJMC 1E landfill
6/13/2006	101808	NH750	42,300	SCB5	HORWITH	NJMC 1E landfill
6/13/2006	101809	NH751	47,320	SCB5	HORWITH	NJMC 1E landfill
6/13/2006	101811	NH752	46,560	SCB5	HORWITH	NJMC 1E landfill
6/13/2006	101812	NH753	33,400	SCB5	HORWITH	NJMC 1E landfill
6/13/2006	101813	NH754	42,860	SCB5	HORWITH	NJMC 1E landfill
6/13/2006	101814	NH755	41,740	SCB5	HORWITH	NJMC 1E landfill
6/13/2006	101815	NH756	45,760	SCB5	HORWITH	NJMC 1E landfill
6/13/2006	101816	NH757	43,720	SCB5	HORWITH	NJMC 1E landfill
6/13/2006	101817	NH758	42,880	SCB5	HORWITH	NJMC 1E landfill
6/13/2006	101818	NH759	38,740	SCB5	HORWITH	NJMC 1E landfill
6/13/2006	101819	NH760	43,760	SCB5	HORWITH	NJMC 1E landfill
6/14/2006	101821	NH761	40,840	SCB5	HORWITH	NJMC 1E landfill
6/14/2006	101822	NH762	38,660	SCB5	HORWITH	NJMC 1E landfill
6/14/2006	101823	NH763	38,460	SCB5	HORWITH	NJMC 1E landfill
6/14/2006	101824	NH764	42,280	SCB5	HORWITH	NJMC 1E landfill
6/14/2006	101825	NH765	38,220	SCB5	HORWITH	NJMC 1E landfill
6/14/2006	101826	NH766	45,360	SCB5	HORWITH	NJMC 1E landfill
6/14/2006	101827	NH767	50,860	SCB8	HORWITH	NJMC 1E landfill
6/14/2006	101828	NH768	46,460	SCB8	HORWITH	NJMC 1E landfill
6/14/2006	101829	NH769	51,200	SCB8	HORWITH	NJMC 1E landfill
6/14/2006	101830	NH770	48,960	SCB8	HORWITH	NJMC 1E landfill
6/14/2006	101831	NH771	44,220	SCB8	HORWITH	NJMC 1E landfill
6/14/2006	101832	NH772	47,000	SCB8	HORWITH	NJMC 1E landfill
6/14/2006	101833	NH773	49,080	SCB8	HORWITH	NJMC 1E landfill
6/14/2006	101834	NH774	45,180	SCB8	HORWITH	NJMC 1E landfill
6/14/2006	101835	NH775	49,600	SCB8	HORWITH	NJMC 1E landfill
6/15/2006	101836	NH776	38,620	SCB8	HORWITH	NJMC 1E landfill
6/15/2006	101837	NH777	48,680	SCB8	HORWITH	NJMC 1E landfill
6/15/2006	101838	NH778	49,100	SCB8	HORWITH	NJMC 1E landfill
6/15/2006	101839	NH779	48,080	SCB8	HORWITH	NJMC 1E landfill
6/15/2006	101840	NH780	50,240	SCB8	HORWITH	NJMC 1E landfill
6/15/2006	101841	NH781	46,320	SCB8	HORWITH	NJMC 1E landfill
6/15/2006	101842	NH782	53,240	SCB8	HORWITH	NJMC 1E landfill
6/15/2006	101843	NH783	49,620	SCB8	HORWITH	NJMC 1E landfill
6/15/2006	101844	NH784	41,300	SCB4	HORWITH	NJMC 1E landfill

HONEYWELL SA-7 NJMC NON-HAZARDOUS WASTE TRACKING (2006)						
Date Shipped	**State Manifest**	**Man. Doc #**	**Estimated Weight (lbs)**	**Material**	**Transporter**	**Destination**
6/15/2006	101845	NH785	40,060	SCB4	HORWITH	NJMC 1E landfill
6/15/2006	101846	NH786	38,740	SCB4	HORWITH	NJMC 1E landfill
6/15/2006	101847	NH787	40,080	SCB4	HORWITH	NJMC 1E landfill
6/15/2006	101848	NH788	45,840	SCB4	HORWITH	NJMC 1E landfill
6/15/2006	101849	NH789	45,180	SCB4	HORWITH	NJMC 1E landfill
6/15/2006	101850	NH790	48,900	SCB8	HORWITH	NJMC 1E landfill
6/16/2006	101851	NH791	50,180	SCB5	HORWITH	NJMC 1E landfill
6/16/2006	101852	NH792	48,280	SCB5	HORWITH	NJMC 1E landfill
6/16/2006	101853	NH793	50,900	SCB5	HORWITH	NJMC 1E landfill
6/16/2006	101854	NH794	53,460	SCB5	HORWITH	NJMC 1E landfill
6/16/2006	101855	NH795	39,840	SCB5	HORWITH	NJMC 1E landfill
6/16/2006	101856	NH796	38,200	SCB5	HORWITH	NJMC 1E landfill
6/16/2006	101857	NH797	40,000	SCB4	HORWITH	NJMC 1E landfill
6/16/2006	101858	NH798	41,900	SCB4	HORWITH	NJMC 1E landfill
6/16/2006	101859	NH799	49,160	SCB4	HORWITH	NJMC 1E landfill
6/19/2006	101860	NH800	43,260	SCB4	HORWITH	NJMC 1E landfill
6/19/2006	101861	NH801	45,060	SCB4	HORWITH	NJMC 1E landfill
6/19/2006	101862	NH802	38,880	SCB4	HORWITH	NJMC 1E landfill
6/19/2006	101863	NH803	44,000	SCB4	HORWITH	NJMC 1E landfill
6/19/2006	101864	NH804	43,340	SCB4	HORWITH	NJMC 1E landfill
6/19/2006	101865	NH805	41,240	SCB4	HORWITH	NJMC 1E landfill
6/19/2006	101866	NH806	45,520	SCB4	HORWITH	NJMC 1E landfill
6/19/2006	101867	NH807	43,560	SCB4	HORWITH	NJMC 1E landfill
6/19/2006	101868	NH808	40,380	SCB4	HORWITH	NJMC 1E landfill
6/19/2006	101869	NH809	43,640	SCB4	HORWITH	NJMC 1E landfill
6/19/2006	101870	NH810	42,000	SCB4	HORWITH	NJMC 1E landfill
6/19/2006	101871	NH811	41,140	SCB4	HORWITH	NJMC 1E landfill
6/19/2006	101872	NH812	44,760	SCB4	HORWITH	NJMC 1E landfill
6/19/2006	101873	NH813	47,300	SCB4	HORWITH	NJMC 1E landfill
6/19/2006	101874	NH814	43,300	SCB4	HORWITH	NJMC 1E landfill
6/20/2006	101875	NH815	45,120	SCB4	HORWITH	NJMC 1E landfill
6/20/2006	101876	NH816	40,460	SCB4	HORWITH	NJMC 1E landfill
6/20/2006	101877	NH817	43,880	SCB4	HORWITH	NJMC 1E landfill
6/20/2006	101878	NH818	43,600	SCB4	HORWITH	NJMC 1E landfill
6/20/2006	101879	NH819	39,680	SCB4	HORWITH	NJMC 1E landfill
6/20/2006	101880	NH820	45,000	SCB4	HORWITH	NJMC 1E landfill
6/20/2006	101881	NH821	43,660	SCB4	HORWITH	NJMC 1E landfill
6/20/2006	101882	NH822	42,680	SCB4	HORWITH	NJMC 1E landfill
6/20/2006	101883	NH823	44,520	SCB4	HORWITH	NJMC 1E landfill
6/20/2006	101884	NH824	45,760	SCB4	HORWITH	NJMC 1E landfill
6/20/2006	101885	NH825	42,680	SCB4	HORWITH	NJMC 1E landfill
6/20/2006	101886	NH826	44,280	SCB4	HORWITH	NJMC 1E landfill
6/20/2006	101887	NH827	40,700	SCB4	HORWITH	NJMC 1E landfill
6/20/2006	101888	NH828	40,940	SCB4	HORWITH	NJMC 1E landfill
6/20/2006	101889	NH829	45,300	SCB4	HORWITH	NJMC 1E landfill
6/21/2006	101890	NH830	40,000	SCB4	HORWITH	NJMC 1E landfill
6/21/2006	101891	NH831	42,920	SCB4	HORWITH	NJMC 1E landfill
6/21/2006	101892	NH832	44,720	SCB4	HORWITH	NJMC 1E landfill
6/21/2006	101894	NH833	40,260	SCB4	HORWITH	NJMC 1E landfill
6/21/2006	101895	NH834	43,600	SCB4	HORWITH	NJMC 1E landfill
6/21/2006	101896	NH835	47,740	SCB4	HORWITH	NJMC 1E landfill
6/21/2006	101897	NH836	40,900	SCB4	HORWITH	NJMC 1E landfill
6/21/2006	101898	NH837	44,020	SCB4	HORWITH	NJMC 1E landfill
6/21/2006	101899	NH838	42,860	SCB4	HORWITH	NJMC 1E landfill
6/21/2006	101900	NH839	41,720	SCB4	HORWITH	NJMC 1E landfill
6/21/2006	101901	NH840	44,540	SCB4	HORWITH	NJMC 1E landfill
6/21/2006	101902	NH841	44,640	SCB4	HORWITH	NJMC 1E landfill
6/22/2006	101906	NH842	39,440	SCB4	HORWITH	NJMC 1E landfill
6/22/2006	101907	NH843	42,880	SCB4	HORWITH	NJMC 1E landfill
6/22/2006	101908	NH844	43,320	SCB4	HORWITH	NJMC 1E landfill
6/22/2006	101909	NH845	42,480	SCB4	HORWITH	NJMC 1E landfill
6/22/2006	101910	NH846	44,900	SCB4	HORWITH	NJMC 1E landfill
6/22/2006	101911	NH847	43,920	SCB4	HORWITH	NJMC 1E landfill
6/22/2006	101912	NH848	41,460	SCB4	HORWITH	NJMC 1E landfill
6/22/2006	101913	NH849	45,360	SCB4	HORWITH	NJMC 1E landfill
6/22/2006	101914	NH850	44,360	SCB4	HORWITH	NJMC 1E landfill
6/22/2006	101915	NH851	42,360	SCB4	HORWITH	NJMC 1E landfill
6/22/2006	101918	NH852	38,920	SCB4	HORWITH	NJMC 1E landfill
6/22/2006	101919	NH853	44,280	SCB4	HORWITH	NJMC 1E landfill
6/22/2006	101920	NH854	43,780	SCB4	HORWITH	NJMC 1E landfill
6/22/2006	101921	NH855	41,240	SCB4	HORWITH	NJMC 1E landfill
6/23/2006	101922	NH856	40,780	SCB4	HORWITH	NJMC 1E landfill
6/23/2006	101923	NH857	42,500	SCB4	HORWITH	NJMC 1E landfill
6/23/2006	101924	NH858	39,980	SCB4	HORWITH	NJMC 1E landfill
6/23/2006	101925	NH859	43,740	SCB4	HORWITH	NJMC 1E landfill
6/23/2006	101926	NH860	45,680	SCB4	HORWITH	NJMC 1E landfill
6/23/2006	101927	NH861	42,940	SCB4	HORWITH	NJMC 1E landfill
6/23/2006	101928	NH862	45,780	SCB4	HORWITH	NJMC 1E landfill

HONEYWELL SA-7 NJMC NON-HAZARDOUS WASTE TRACKING (2006)						
Date Shipped	**State Manifest**	**Man. Doc #**	**Estimated Weight (lbs)**	**Material**	**Transporter**	**Destination**
6/23/2006	101929	NH863	45,180	SCB4	HORWITH	NJMC 1E landfill
6/23/2006	101930	NH864	40,120	SCB4	HORWITH	NJMC 1E landfill
6/23/2006	101931	NH865	43,980	SCB4	HORWITH	NJMC 1E landfill
6/23/2006	101932	NH866	44,520	SCB4	HORWITH	NJMC 1E landfill
6/23/2006	101933	NH867	41,560	SCB4	HORWITH	NJMC 1E landfill
6/23/2006	101934	NH868	42,160	SCB4	HORWITH	NJMC 1E landfill
6/23/2006	101935	NH869	39,680	SCB4	HORWITH	NJMC 1E landfill
6/23/2006	101936	NH870	37,980	SCB4	HORWITH	NJMC 1E landfill
6/26/2006	101938	NH871	38,440	SCB4	HORWITH	NJMC 1E landfill
6/26/2006	101939	NH872	41,160	SCB4	HORWITH	NJMC 1E landfill
6/26/2006	101940	NH873	38,080	SCB4	HORWITH	NJMC 1E landfill
6/26/2006	101941	NH874	38,220	SCB4	HORWITH	NJMC 1E landfill
6/26/2006	101942	NH875	33,480	SCB4	HORWITH	NJMC 1E landfill
6/26/2006	101943	NH876	39,040	SCB4	HORWITH	NJMC 1E landfill
6/26/2006	101944	NH877	36,260	SCB4	HORWITH	NJMC 1E landfill
6/26/2006	101945	NH878	31,640	SCB4	HORWITH	NJMC 1E landfill
6/27/2006	101946	NH879	34,800	SCB2	HORWITH	NJMC 1E landfill
6/27/2006	101947	NH880	36,460	SCB2	HORWITH	NJMC 1E landfill
6/27/2006	101948	NH881	33,060	SCB2	HORWITH	NJMC 1E landfill
6/27/2006	101949	NH882	39,840	SCB2	HORWITH	NJMC 1E landfill
6/27/2006	101952	NH883	41,080	SCB2	HORWITH	NJMC 1E landfill
6/27/2006	101953	NH884	42,060	SCB2	HORWITH	NJMC 1E landfill
6/27/2006	101955	NH885	46,200	SCB2	HORWITH	NJMC 1E landfill
6/27/2006	101956	NH886	40,960	SCB2	HORWITH	NJMC 1E landfill
6/27/2006	101957	NH887	37,180	SCB2	HORWITH	NJMC 1E landfill
6/27/2006	101965	NH888	44,180	SCB2	HORWITH	NJMC 1E landfill
6/27/2006	101966	NH889	41,060	SCB2	HORWITH	NJMC 1E landfill
6/27/2006	101967	NH890	41,300	SCB2	HORWITH	NJMC 1E landfill
6/27/2006	101968	NH891	41,380	SCB2	HORWITH	NJMC 1E landfill
6/28/2006	101969	NH892	42,720	SCB2	HORWITH	NJMC 1E landfill
6/28/2006	101970	NH893	42,260	SCB2	HORWITH	NJMC 1E landfill
6/28/2006	101971	NH894	38,220	SCB2	HORWITH	NJMC 1E landfill
6/28/2006	101972	NH895	49,920	SCB2	HORWITH	NJMC 1E landfill
6/28/2006	101973	NH896	41,120	SCB2	HORWITH	NJMC 1E landfill
6/28/2006	101974	NH897	43,520	SCB2	HORWITH	NJMC 1E landfill
6/28/2006	101975	NH898	43,940	SCB2	HORWITH	NJMC 1E landfill
6/28/2006	101976	NH899	38,940	SCB2	HORWITH	NJMC 1E landfill
6/28/2006	101977	NH900	44,020	SCB2	HORWITH	NJMC 1E landfill
6/28/2006	101978	NH901	45,540	SCB2	HORWITH	NJMC 1E landfill
6/28/2006	101979	NH902	39,420	SCB2	HORWITH	NJMC 1E landfill
6/28/2006	101980	NH903	42,140	SCB2	HORWITH	NJMC 1E landfill
6/28/2006	101982	NH904	42,680	SCB2	HORWITH	NJMC 1E landfill
6/28/2006	101983	NH905	39,860	SCB2	HORWITH	NJMC 1E landfill
6/28/2006	101984	NH906	44,100	SCB2	HORWITH	NJMC 1E landfill

5,995.51	**SITE TONS (Month)**	**JUNE SUB-TOTAL:**	11,991,020
18,695.67	**TONS (Site)**	**CUMULATIVE TOTAL:**	37,391,340

7/6/2006	101985	NH907	41,080	SCB2	HORWITH	NJMC 1E landfill
7/6/2006	101986	NH908	43,920	SCB2	HORWITH	NJMC 1E landfill
7/6/2006	101987	NH909	42,780	SCB2	HORWITH	NJMC 1E landfill
7/6/2006	101988	NH910	46,060	SCB2	HORWITH	NJMC 1E landfill
7/6/2006	101989	NH911	44,620	SCB2	HORWITH	NJMC 1E landfill
7/6/2006	101990	NH912	40,380	SCB2	HORWITH	NJMC 1E landfill
7/6/2006	101991	NH913	43,740	SCB2	HORWITH	NJMC 1E landfill
7/6/2006	101992	NH914	46,180	SCB2	HORWITH	NJMC 1E landfill
7/6/2006	101993	NH915	43,280	SCB2	HORWITH	NJMC 1E landfill
7/6/2006	101994	NH916	43,280	SCB2	HORWITH	NJMC 1E landfill
7/6/2006	101995	NH917	43,900	SCB2	HORWITH	NJMC 1E landfill
7/6/2006	101996	NH918	44,500	SCB2	HORWITH	NJMC 1E landfill
7/6/2006	101997	NH919	43,360	SCB2	HORWITH	NJMC 1E landfill
7/6/2006	101998	NH920	41,040	SCB2	HORWITH	NJMC 1E landfill
7/6/2006	101999	NH921	44,760	SCB2	HORWITH	NJMC 1E landfill
7/7/2006	100756	NH922	43,260	SCB2	HORWITH	NJMC 1E landfill
7/7/2006	100757	NH923	45,840	SCB2	HORWITH	NJMC 1E landfill
7/7/2006	100758	NH924	42,560	SCB2	HORWITH	NJMC 1E landfill
7/7/2006	100759	NH925	47,140	SCB2	HORWITH	NJMC 1E landfill
7/7/2006	100760	NH926	47,080	SCB2	HORWITH	NJMC 1E landfill
7/7/2006	100761	NH927	43,400	SCB2	HORWITH	NJMC 1E landfill
7/7/2006	100762	NH928	44,620	SCB2	HORWITH	NJMC 1E landfill
7/7/2006	100763	NH929	45,860	SCB2	HORWITH	NJMC 1E landfill
7/7/2006	100764	NH930	42,080	SCB2	HORWITH	NJMC 1E landfill
7/7/2006	100765	NH931	45,960	SCB2	HORWITH	NJMC 1E landfill
7/7/2006	100766	NH932	45,140	SCB2	HORWITH	NJMC 1E landfill
7/7/2006	100767	NH933	41,120	SCB2	HORWITH	NJMC 1E landfill
7/7/2006	100768	NH934	42,720	SCB2	HORWITH	NJMC 1E landfill
7/7/2006	100769	NH935	41,800	SCB2	HORWITH	NJMC 1E landfill
7/7/2006	100770	NH936	44,700	SCB2	HORWITH	NJMC 1E landfill

HONEYWELL SA-7 NJMC NON-HAZARDOUS WASTE TRACKING (2006)						
Date Shipped	**State Manifest**	**Man. Doc #**	**Estimated Weight (lbs)**	**Material**	**Transporter**	**Destination**
7/10/2006	100774	NH937	44,180	SCB2	HORWITH	NJMC 1E landfill
7/10/2006	100775	NH938	41,560	SCB2	HORWITH	NJMC 1E landfill
7/10/2006	100776	NH939	43,120	SCB2	HORWITH	NJMC 1E landfill
7/10/2006	100777	NH940	42,540	SCB2	HORWITH	NJMC 1E landfill
7/10/2006	100778	NH941	48,240	SCB2	HORWITH	NJMC 1E landfill
7/10/2006	100779	NH942	43,220	SCB2	HORWITH	NJMC 1E landfill
7/10/2006	100780	NH943	47,900	SCB2	HORWITH	NJMC 1E landfill
7/10/2006	100781	NH944	39,520	SCB2	HORWITH	NJMC 1E landfill
7/10/2006	100782	NH945	45,820	SCB2	HORWITH	NJMC 1E landfill
7/10/2006	100783	NH946	45,180	SCB2	HORWITH	NJMC 1E landfill
7/10/2006	100784	NH947	40,580	SCB2	HORWITH	NJMC 1E landfill
7/10/2006	100785	NH948	43,080	SCB2	HORWITH	NJMC 1E landfill
7/10/2006	100786	NH949	43,000	SCB2	HORWITH	NJMC 1E landfill
7/10/2006	100787	NH950	44,220	SCB2	HORWITH	NJMC 1E landfill
7/11/2006	100789	NH951	45,480	SCB2	HORWITH	NJMC 1E landfill
7/11/2006	100790	NH952	44,900	SCB2	HORWITH	NJMC 1E landfill
7/11/2006	100791	NH953	40,940	SCB2	HORWITH	NJMC 1E landfill
7/11/2006	100792	NH954	46,160	SCB2	HORWITH	NJMC 1E landfill
7/11/2006	100793	NH955	45,340	SCB2	HORWITH	NJMC 1E landfill
7/11/2006	100794	NH956	41,940	SCB2	HORWITH	NJMC 1E landfill
7/11/2006	100795	NH957	41,920	SCB2	HORWITH	NJMC 1E landfill
7/11/2006	100796	NH958	44,100	SCB2	HORWITH	NJMC 1E landfill
7/11/2006	100797	NH959	39,820	SCB2	HORWITH	NJMC 1E landfill
7/11/2006	100798	NH960	45,320	SCB2	HORWITH	NJMC 1E landfill
7/11/2006	100799	NH961	46,240	SCB2	HORWITH	NJMC 1E landfill
7/11/2006	100800	NH962	40,320	SCB2	HORWITH	NJMC 1E landfill
7/11/2006	100801	NH963	44,060	SCB2	HORWITH	NJMC 1E landfill
7/11/2006	100802	NH964	42,020	SCB2	HORWITH	NJMC 1E landfill
7/11/2006	100803	NH965	43,300	SCB2	HORWITH	NJMC 1E landfill
7/12/2006	100805	NH966	43,940	SCB2	HORWITH	NJMC 1E landfill
7/12/2006	100806	NH967	43,320	SCB2	HORWITH	NJMC 1E landfill
7/12/2006	100807	NH968	40,580	SCB2	HORWITH	NJMC 1E landfill
7/12/2006	100808	NH969	44,280	SCB2	HORWITH	NJMC 1E landfill
7/12/2006	100809	NH970	44,940	SCB2	HORWITH	NJMC 1E landfill
7/12/2006	100810	NH971	41,500	SCB2	HORWITH	NJMC 1E landfill
7/12/2006	100812	NH972	45,500	SCB2	HORWITH	NJMC 1E landfill
7/12/2006	100813	NH973	45,400	SCB2	HORWITH	NJMC 1E landfill
7/12/2006	100814	NH974	41,580	SCB2	HORWITH	NJMC 1E landfill
7/12/2006	100815	NH975	46,060	SCB2	HORWITH	NJMC 1E landfill
7/12/2006	100816	NH976	45,980	SCB2	HORWITH	NJMC 1E landfill
7/12/2006	100819	NH977	43,140	SCB2	HORWITH	NJMC 1E landfill
7/12/2006	100820	NH978	44,240	SCB2	HORWITH	NJMC 1E landfill
7/12/2006	100821	NH979	41,280	SCB2	HORWITH	NJMC 1E landfill
7/12/2006	100822	NH980	43,740	SCB2	HORWITH	NJMC 1E landfill
7/13/2006	100823	NH981	46,820	SCB2	HORWITH	NJMC 1E landfill
7/13/2006	100824	NH982	44,840	SCB2	HORWITH	NJMC 1E landfill
7/13/2006	100825	NH983	48,500	SCB2	HORWITH	NJMC 1E landfill
7/13/2006	100830	NH984	47,860	SCB2	HORWITH	NJMC 1E landfill
7/13/2006	100831	NH985	43,340	SCB2	HORWITH	NJMC 1E landfill
7/13/2006	100832	NH986	49,320	SCB2	HORWITH	NJMC 1E landfill
7/13/2006	100833	NH987	46,160	SCB2	HORWITH	NJMC 1E landfill
7/13/2006	100834	NH988	44,060	SCB2	HORWITH	NJMC 1E landfill
7/13/2006	100835	NH989	46,480	SCB2	HORWITH	NJMC 1E landfill
7/13/2006	100836	NH990	42,780	SCB2	HORWITH	NJMC 1E landfill
7/13/2006	100842	NH991	45,820	SCB2	HORWITH	NJMC 1E landfill
7/13/2006	100844	NH992	46,060	SCB2	HORWITH	NJMC 1E landfill
7/13/2006	100845	NH993	45,200	SCB2	HORWITH	NJMC 1E landfill
7/13/2006	100846	NH994	45,860	SCB2	HORWITH	NJMC 1E landfill
7/13/2006	100847	NH995	43,260	SCB2	HORWITH	NJMC 1E landfill
7/31/2006	100848	NH996	50,340	SCB2	HORWITH	NJMC 1E landfill
7/31/2006	100849	NH997	45,140	SCB2	HORWITH	NJMC 1E landfill
7/31/2006	100850	NH998	50,120	SCB2	HORWITH	NJMC 1E landfill
7/31/2006	100851	NH999	50,740	SCB2	HORWITH	NJMC 1E landfill
7/31/2006	100852	N1000	54,200	SCB2	HORWITH	NJMC 1E landfill
7/31/2006	100854	N1001	42,840	SCB2	HORWITH	NJMC 1E landfill
7/31/2006	100855	N1002	50,700	SCB2	HORWITH	NJMC 1E landfill
7/31/2006	100856	N1003	42,080	SCB2	HORWITH	NJMC 1E landfill
7/31/2006	100857	N1004	52,140	SCB2	HORWITH	NJMC 1E landfill
7/31/2006	100858	N1005	45,740	SCB2	HORWITH	NJMC 1E landfill

2,203.03	**SITE TONS (Month)**	**JULY SUB-TOTAL:**	4,406,060
20,898.70	**TONS (Site)**	**CUMULATIVE TOTAL:**	41,797,400

8/1/2006	100860	N1006	44,820	SCB2	HORWITH	NJMC 1E landfill
8/1/2006	100861	N1007	50,380	SCB2	HORWITH	NJMC 1E landfill
8/1/2006	100862	N1008	47,040	SCB2	HORWITH	NJMC 1E landfill
8/1/2006	100863	N1009	49,980	SCB2	HORWITH	NJMC 1E landfill
8/1/2006	100864	N1010	45,020	SCB6	HORWITH	NJMC 1E landfill

HONEYWELL SA-7 NJMC NON-HAZARDOUS WASTE TRACKING (2006)						
Date Shipped	**State Manifest**	**Man. Doc #**	**Estimated Weight (lbs)**	**Material**	**Transporter**	**Destination**
8/1/2006	100865	N1011	48,060	SCB6	HORWITH	NJMC 1E landfill
8/1/2006	100866	N1012	45,120	SCB6	HORWITH	NJMC 1E landfill
8/1/2006	100867	N1013	48,380	SCB6	HORWITH	NJMC 1E landfill
8/1/2006	100868	N1014	50,740	SCB6	HORWITH	NJMC 1E landfill
8/1/2006	100869	N1015	46,500	SCB6	HORWITH	NJMC 1E landfill
8/2/2006	100870	N1016	47,440	SCB6	HORWITH	NJMC 1E landfill
8/2/2006	100871	N1017	43,600	SCB6	HORWITH	NJMC 1E landfill
8/2/2006	100872	N1018	45,860	SCB6	HORWITH	NJMC 1E landfill
8/2/2006	100873	N1019	48,420	SCB6	HORWITH	NJMC 1E landfill
8/2/2006	100874	N1020	41,020	SCB6	HORWITH	NJMC 1E landfill
8/2/2006	100875	N1021	48,980	SCB6	HORWITH	NJMC 1E landfill
8/2/2006	100876	N1022	42,580	SCB6	HORWITH	NJMC 1E landfill
8/2/2006	100877	N1023	46,680	SCB6	HORWITH	NJMC 1E landfill
8/2/2006	100878	N1024	42,360	SCB6	HORWITH	NJMC 1E landfill
8/2/2006	100879	N1025	47,620	SCB6	HORWITH	NJMC 1E landfill
8/3/2006	100880	N1026	52,480	SCB6	HORWITH	NJMC 1E landfill
8/3/2006	100881	N1027	49,040	SCB6	HORWITH	NJMC 1E landfill
8/3/2006	100882	N1028	52,420	SCB6	HORWITH	NJMC 1E landfill
8/3/2006	100883	N1029	45,640	SCB6	HORWITH	NJMC 1E landfill
8/3/2006	100884	N1030	53,720	SCB6	HORWITH	NJMC 1E landfill
8/3/2006	100885	N1031	43,040	SCB6	HORWITH	NJMC 1E landfill
8/3/2006	100886	N1032	51,840	SCB6	HORWITH	NJMC 1E landfill
8/3/2006	100887	N1033	40,700	SCB6	HORWITH	NJMC 1E landfill
8/3/2006	100888	N1034	51,720	SCB6	HORWITH	NJMC 1E landfill
8/3/2006	100889	N1035	45,620	SCB6	HORWITH	NJMC 1E landfill
8/4/2006	100890	N1036	42,940	SCB6	HORWITH	NJMC 1E landfill
8/4/2006	100891	N1037	52,420	SCB6	HORWITH	NJMC 1E landfill
8/4/2006	100892	N1038	44,040	SCB6	HORWITH	NJMC 1E landfill
8/4/2006	100895	N1039	53,340	SCB6	HORWITH	NJMC 1E landfill
8/4/2006	100896	N1040	44,680	SCB6	HORWITH	NJMC 1E landfill
8/4/2006	100897	N1041	52,460	SCB6	HORWITH	NJMC 1E landfill
8/4/2006	100898	N1042	43,620	SCB6	HORWITH	NJMC 1E landfill
8/4/2006	100899	N1043	53,880	SCB6	HORWITH	NJMC 1E landfill
8/4/2006	100900	N1044	44,640	SCB6	HORWITH	NJMC 1E landfill
8/4/2006	100901	N1045	51,420	SCB6	HORWITH	NJMC 1E landfill
8/7/2006	100902	N1046	51,640	SCB6	HORWITH	NJMC 1E landfill
8/7/2006	100903	N1047	41,660	SCB6	HORWITH	NJMC 1E landfill
8/7/2006	100904	N1048	51,440	SCB6	HORWITH	NJMC 1E landfill
8/7/2006	100905	N1049	41,640	SCB6	HORWITH	NJMC 1E landfill
8/7/2006	100906	N1050	51,060	SCB6	HORWITH	NJMC 1E landfill
8/7/2006	100907	N1051	39,300	SCB6	HORWITH	NJMC 1E landfill
8/7/2006	100908	N1052	49,920	SCB6	HORWITH	NJMC 1E landfill
8/7/2006	100909	N1053	44,040	SCB6	HORWITH	NJMC 1E landfill
8/7/2006	100910	N1054	51,880	SCB6	HORWITH	NJMC 1E landfill
8/7/2006	100911	N1055	41,140	SCB6	HORWITH	NJMC 1E landfill
8/8/2006	100912	N1056	52,400	SCB6	HORWITH	NJMC 1E landfill
8/8/2006	100913	N1057	42,320	SCB6	HORWITH	NJMC 1E landfill
8/8/2006	100914	N1058	46,700	SCB6	HORWITH	NJMC 1E landfill
8/8/2006	100915	N1059	43,700	SCB6	HORWITH	NJMC 1E landfill
8/8/2006	100916	N1060	36,020	SCB6	HORWITH	NJMC 1E landfill
8/8/2006	100917	N1061	32,380	SCB6	HORWITH	NJMC 1E landfill
8/8/2006	100918	N1062	33,740	SCB6	HORWITH	NJMC 1E landfill
8/8/2006	100919	N1063	32,540	SCB6	HORWITH	NJMC 1E landfill

1,341.89	**SITE TONS (Month)**	**AUGUST SUB-TOTAL:**	2,683,780
22,240.59	**TONS (Site)**	**CUMULATIVE TOTAL:**	44,481,180

9/19/2006	100927	N1064	48,660	SCB7/WP	HORWITH	NJMC 1E landfill
9/19/2006	100928	N1065	49,520	SCB7/WP	HORWITH	NJMC 1E landfill
9/19/2006	100929	N1066	47,520	SCB7/WP	HORWITH	NJMC 1E landfill
9/19/2006	100930	N1067	49,280	SCB7/WP	HORWITH	NJMC 1E landfill
9/19/2006	100932	N1068	47,460	SCB7/WP	HORWITH	NJMC 1E landfill
9/19/2006	100934	N1069	52,180	SCB7/WP	HORWITH	NJMC 1E landfill
9/19/2006	100935	N1070	52,080	SCB7/WP	HORWITH	NJMC 1E landfill
9/19/2006	100936	N1071	50,760	SCB7/WP	HORWITH	NJMC 1E landfill
9/19/2006	100937	N1072	49,940	SCB7/WP	HORWITH	NJMC 1E landfill
9/19/2006	100938	N1073	50,640	SCB7/WP	HORWITH	NJMC 1E landfill
9/20/2006	100939	N1074	50,540	SCB7/WP	HORWITH	NJMC 1E landfill
9/20/2006	100940	N1075	48,900	SCB7/WP	HORWITH	NJMC 1E landfill
9/20/2006	100941	N1076	48,920	SCB7/WP	HORWITH	NJMC 1E landfill
9/20/2006	100942	N1077	50,620	SCB7/WP	HORWITH	NJMC 1E landfill
9/20/2006	100943	N1078	50,680	SCB7/WP	HORWITH	NJMC 1E landfill
9/20/2006	100944	N1079	50,420	SCB7/WP	HORWITH	NJMC 1E landfill
9/20/2006	100945	N1080	50,580	SCB7/WP	HORWITH	NJMC 1E landfill
9/20/2006	100946	N1081	49,600	SCB7/WP	HORWITH	NJMC 1E landfill
9/20/2006	100947	N1082	50,300	SCB7/WP	HORWITH	NJMC 1E landfill
9/20/2006	100948	N1083	45,700	SCB7/WP	HORWITH	NJMC 1E landfill
9/21/2006	100951	N1084	51,240	SCB7/WP	HORWITH	NJMC 1E landfill

HONEYWELL SA-7 NJMC NON-HAZARDOUS WASTE TRACKING (2006)						
Date Shipped	**State Manifest**	**Man. Doc #**	**Estimated Weight (lbs)**	**Material**	**Transporter**	**Destination**
9/21/2006	100952	N1085	51,320	SCB7/WP	HORWITH	NJMC 1E landfill
9/21/2006	100953	N1086	51,140	SCB7/WP	HORWITH	NJMC 1E landfill
9/21/2006	100954	N1087	50,340	SCB7/WP	HORWITH	NJMC 1E landfill
9/21/2006	100955	N1088	50,900	SCB7/WP	HORWITH	NJMC 1E landfill
9/21/2006	100956	N1089	52,120	SCB7/WP	HORWITH	NJMC 1E landfill
9/21/2006	100957	N1090	50,620	SCB7/WP	HORWITH	NJMC 1E landfill
9/21/2006	100958	N1091	52,400	SCB7/WP	HORWITH	NJMC 1E landfill
9/21/2006	100959	N1092	51,200	SCB7/WP	HORWITH	NJMC 1E landfill
9/21/2006	100960	N1093	51,920	SCB7/WP	HORWITH	NJMC 1E landfill
9/22/2006	100961	N1094	50,260	SCB7/WP	HORWITH	NJMC 1E landfill
9/22/2006	100964	N1095	49,940	SCB7/WP	HORWITH	NJMC 1E landfill
9/22/2006	100965	N1096	50,480	SCB7/WP	HORWITH	NJMC 1E landfill
9/22/2006	100966	N1097	49,760	SCB7/WP	HORWITH	NJMC 1E landfill
9/22/2006	100967	N1098	47,720	SCB7/WP	HORWITH	NJMC 1E landfill
9/22/2006	100968	N1099	50,540	SCB7/WP	HORWITH	NJMC 1E landfill
9/22/2006	100969	N1100	47,460	SCB7/WP	HORWITH	NJMC 1E landfill
9/22/2006	100971	N1101	46,140	SCB7/WP	HORWITH	NJMC 1E landfill
9/22/2006	100972	N1102	50,760	SCB7/WP	HORWITH	NJMC 1E landfill
9/22/2006	100973	N1103	49,000	SCB7/WP	HORWITH	NJMC 1E landfill
9/25/2006	100974	N1104	51,360	SCB7/WP	HORWITH	NJMC 1E landfill
9/25/2006	100975	N1105	53,100	SCB7/WP	HORWITH	NJMC 1E landfill
9/25/2006	100976	N1106	49,800	SCB7/WP	HORWITH	NJMC 1E landfill
9/25/2006	100977	N1107	52,240	SCB7/WP	HORWITH	NJMC 1E landfill
9/25/2006	100978	N1108	52,820	SCB7/WP	HORWITH	NJMC 1E landfill
9/25/2006	100979	N1109	52,400	SCB7/WP	HORWITH	NJMC 1E landfill
9/25/2006	100980	N1110	51,680	SCB7/WP	HORWITH	NJMC 1E landfill
9/25/2006	100981	N1111	53,180	SCB7/WP	HORWITH	NJMC 1E landfill
9/25/2006	100982	N1112	51,440	SCB7/WP	HORWITH	NJMC 1E landfill
9/25/2006	100983	N1113	52,900	SCB7/WP	HORWITH	NJMC 1E landfill
9/26/2006	100984	N1114	48,640	SCB7/WP	HORWITH	NJMC 1E landfill
9/26/2006	100985	N1115	50,720	SCB7/WP	HORWITH	NJMC 1E landfill
9/26/2006	100986	N1116	49,700	SCB7/WP	HORWITH	NJMC 1E landfill
9/26/2006	100987	N1117	50,840	SCB7/WP	HORWITH	NJMC 1E landfill
9/26/2006	100988	N1118	50,980	SCB7/WP	HORWITH	NJMC 1E landfill
9/26/2006	100989	N1119	46,820	SCB7/WP	HORWITH	NJMC 1E landfill
9/26/2006	100990	N1120	53,340	SCB7/WP	HORWITH	NJMC 1E landfill
9/26/2006	100991	N1121	43,880	SCB7/WP	HORWITH	NJMC 1E landfill
9/26/2006	100992	N1122	50,420	SCB7/WP	HORWITH	NJMC 1E landfill
9/26/2006	100993	N1123	50,300	SCB7/WP	HORWITH	NJMC 1E landfill
9/27/2006	100994	N1124	46,480	WP-9	HORWITH	NJMC 1E landfill
9/27/2006	100995	N1125	50,580	WP-9	HORWITH	NJMC 1E landfill
9/27/2006	100996	N1126	48,500	WP-9	HORWITH	NJMC 1E landfill
9/27/2006	100997	N1127	51,200	WP-9	HORWITH	NJMC 1E landfill
9/27/2006	100998	N1128	50,940	WP-9	HORWITH	NJMC 1E landfill
9/27/2006	100999	N1129	48,260	WP-9	HORWITH	NJMC 1E landfill
9/27/2006	101000	N1130	48,280	WP-9	HORWITH	NJMC 1E landfill
9/27/2006	101002	N1131	49,800	WP-9	HORWITH	NJMC 1E landfill
9/27/2006	101003	N1132	47,980	WP-9	HORWITH	NJMC 1E landfill
9/27/2006	101004	N1133	48,200	WP-9	HORWITH	NJMC 1E landfill
9/28/2006	101005	N1134	46,760	WP-9	HORWITH	NJMC 1E landfill
9/28/2006	101006	N1135	45,580	WP-9	HORWITH	NJMC 1E landfill
9/28/2006	101007	N1136	47,260	WP-9	HORWITH	NJMC 1E landfill
9/28/2006	101008	N1137	48,800	WP-9	HORWITH	NJMC 1E landfill
9/28/2006	101009	N1138	52,800	WP-9	HORWITH	NJMC 1E landfill
9/28/2006	101010	N1139	49,800	WP-9	HORWITH	NJMC 1E landfill
9/28/2006	101011	N1140	48,940	WP-9	HORWITH	NJMC 1E landfill
9/28/2006	101014	N1141	52,480	WP-9	HORWITH	NJMC 1E landfill
9/28/2006	101015	N1142	47,840	WP-9	HORWITH	NJMC 1E landfill
9/28/2006	101016	N1143	52,700	WP-9	HORWITH	NJMC 1E landfill
9/29/2006	101017	N1144	52420	WP-9	HORWITH	NJMC 1E landfill
9/29/2006	101018	N1145	52900	WP-9	HORWITH	NJMC 1E landfill
9/29/2006	101019	N1146	52680	WP-9	HORWITH	NJMC 1E landfill
9/29/2006	101020	N1147	54400	WP-9	HORWITH	NJMC 1E landfill
9/29/2006	101021	N1148	52720	WP-9	HORWITH	NJMC 1E landfill
9/29/2006	101022	N1149	54,440	WP-9	HORWITH	NJMC 1E landfill
9/29/2006	101023	N1150	51,560	WP-9	HORWITH	NJMC 1E landfill
9/29/2006	101024	N1151	51,920	WP-9	HORWITH	NJMC 1E landfill
9/29/2006	101025	N1152	51,700	WP-9	HORWITH	NJMC 1E landfill

2,237.02	**SITE TONS (Month)**	**EPTEMBER SUB-TOTAL:**	4,474,040
24,477.61	**TONS (Site)**	**CUMULATIVE TOTAL:**	48,955,220

10/2/2006	101026	N1153	52,840	WP-9	HORWITH	NJMC 1E landfill
10/2/2006	101027	N1154	50,260	WP-9	HORWITH	NJMC 1E landfill
10/2/2006	101028	N1155	50,080	WP-9	HORWITH	NJMC 1E landfill
10/2/2006	101029	N1156	50,820	WP-9	HORWITH	NJMC 1E landfill
10/2/2006	101030	N1157	51,240	WP-9	HORWITH	NJMC 1E landfill
10/2/2006	101031	N1158	51,380	WP-9	HORWITH	NJMC 1E landfill

HONEYWELL SA-7 NJMC NON-HAZARDOUS WASTE TRACKING (2006)						
Date Shipped	**State Manifest**	**Man. Doc #**	**Estimated Weight (lbs)**	**Material**	**Transporter**	**Destination**
10/3/2006	101033	N1159	50,500	WP-9	HORWITH	NJMC 1E landfill
10/3/2006	101034	N1160	46,240	WP-9	HORWITH	NJMC 1E landfill
10/3/2006	101035	N1161	51,620	WP-9	HORWITH	NJMC 1E landfill
10/3/2006	101036	N1162	49,320	WP-9	HORWITH	NJMC 1E landfill
10/3/2006	101037	N1163	49,680	WP-9	HORWITH	NJMC 1E landfill
10/3/2006	101038	N1164	48,320	WP-9	HORWITH	NJMC 1E landfill
10/3/2006	101039	N1165	52,900	WP-9	HORWITH	NJMC 1E landfill
10/3/2006	101040	N1166	53,200	WP-9	HORWITH	NJMC 1E landfill
10/3/2006	101041	N1167	48,560	WP-9	HORWITH	NJMC 1E landfill
10/4/2006	101042	N1168	51,260	WP-9	HORWITH	NJMC 1E landfill
10/4/2006	101043	N1169	50,480	WP-9	HORWITH	NJMC 1E landfill
10/4/2006	101044	N1170	50,180	WP-9	HORWITH	NJMC 1E landfill
10/4/2006	101045	N1171	46,680	WP-9	HORWITH	NJMC 1E landfill
10/4/2006	101046	N1172	50,980	WP-9	HORWITH	NJMC 1E landfill
10/4/2006	101047	N1173	49,140	WP-9	HORWITH	NJMC 1E landfill
10/4/2006	101048	N1174	50,460	WP-9	HORWITH	NJMC 1E landfill
10/4/2006	101049	N1175	48,800	WP-9	HORWITH	NJMC 1E landfill
10/4/2006	101050	N1176	49,020	WP-9	HORWITH	NJMC 1E landfill
10/4/2006	101051	N1177	47,200	WP-9	HORWITH	NJMC 1E landfill
10/5/2006	101052	N1178	48,500	WP-9	HORWITH	NJMC 1E landfill
10/5/2006	101053	N1179	44,940	WP-9	HORWITH	NJMC 1E landfill
10/5/2006	101054	N1180	51,700	WP-9	HORWITH	NJMC 1E landfill
10/5/2006	101055	N1181	47,480	WP-9	HORWITH	NJMC 1E landfill
10/5/2006	101056	N1182	53,420	WP-9	HORWITH	NJMC 1E landfill
10/5/2006	101057	N1183	46,840	WP-9	HORWITH	NJMC 1E landfill
10/5/2006	101058	N1184	49,720	WP-9	HORWITH	NJMC 1E landfill
10/5/2006	101059	N1185	46,940	WP-9	HORWITH	NJMC 1E landfill
10/5/2006	101060	N1186	48,860	WP-9	HORWITH	NJMC 1E landfill
10/5/2006	101061	N1187	44,920	WP-9	HORWITH	NJMC 1E landfill
10/6/2006	101062	N1188	48,340	WP-9	HORWITH	NJMC 1E landfill
10/6/2006	101064	N1189	51,480	WP-9	HORWITH	NJMC 1E landfill
10/6/2006	101065	N1190	51,600	WP-9	HORWITH	NJMC 1E landfill
10/6/2006	101066	N1191	49,080	WP-9	HORWITH	NJMC 1E landfill
10/6/2006	101067	N1192	51,200	WP-9	HORWITH	NJMC 1E landfill
10/6/2006	101068	N1193	46,000	WP-9	HORWITH	NJMC 1E landfill
10/6/2006	101069	N1194	50,440	WP-9	HORWITH	NJMC 1E landfill
10/6/2006	101070	N1195	50,880	WP-9	HORWITH	NJMC 1E landfill
10/6/2006	101071	N1196	49,240	WP-9	HORWITH	NJMC 1E landfill
10/6/2006	101072	N1197	51,940	WP-9	HORWITH	NJMC 1E landfill
10/10/2006	101074	N1198	50,480	WP-9	HORWITH	NJMC 1E landfill
10/10/2006	101075	N1199	49,640	WP-9	HORWITH	NJMC 1E landfill
10/10/2006	101076	N1200	52,460	WP-9	HORWITH	NJMC 1E landfill
10/10/2006	101077	N1201	52,680	WP-9	HORWITH	NJMC 1E landfill
10/10/2006	101078	N1202	53,120	WP-9	HORWITH	NJMC 1E landfill
10/10/2006	101079	N1203	52,740	WP-9	HORWITH	NJMC 1E landfill
10/10/2006	101080	N1204	47,460	WP-9	HORWITH	NJMC 1E landfill
10/10/2006	101081	N1205	48,480	WP-9	HORWITH	NJMC 1E landfill
10/10/2006	101082	N1206	50,560	WP-9	HORWITH	NJMC 1E landfill
10/10/2006	101083	N1207	52,220	WP-9	HORWITH	NJMC 1E landfill
10/11/2006	101091	N1208	51,360	WP-9	HORWITH	NJMC 1E landfill
10/11/2006	101092	N1209	48,480	WP-9	HORWITH	NJMC 1E landfill
10/11/2006	101093	N1210	48,360	WP-9	HORWITH	NJMC 1E landfill
10/11/2006	101094	N1211	51,320	WP-9	HORWITH	NJMC 1E landfill
10/11/2006	101095	N1212	53,200	WP-9	HORWITH	NJMC 1E landfill
10/11/2006	101096	N1213	50,360	WP-9	HORWITH	NJMC 1E landfill
10/11/2006	101097	N1214	50,780	WP-9	HORWITH	NJMC 1E landfill
10/11/2006	101098	N1215	52,080	WP-9	HORWITH	NJMC 1E landfill
10/11/2006	101099	N1216	50,440	WP-9	HORWITH	NJMC 1E landfill
10/12/2006	101100	N1217	45,900	WP-9	HORWITH	NJMC 1E landfill
10/12/2006	101106	N1218	52,220	WP-9	HORWITH	NJMC 1E landfill
10/12/2006	101107	N1219	48,540	WP-9	HORWITH	NJMC 1E landfill
10/12/2006	101108	N1220	49,580	WP-9	HORWITH	NJMC 1E landfill
10/12/2006	101109	N1221	47,300	WP-9	HORWITH	NJMC 1E landfill
10/12/2006	101110	N1222	48,640	WP-9	HORWITH	NJMC 1E landfill
10/12/2006	101111	N1223	49,760	WP-9	HORWITH	NJMC 1E landfill
10/12/2006	101112	N1224	47,840	WP-9	HORWITH	NJMC 1E landfill
10/12/2006	101113	N1225	48,880	WP-9	HORWITH	NJMC 1E landfill
10/12/2006	101114	N1226	49,700	WP-9	HORWITH	NJMC 1E landfill
10/13/2006	101122	N1227	49,560	WP-9	HORWITH	NJMC 1E landfill
10/13/2006	101123	N1228	47,180	WP-9	HORWITH	NJMC 1E landfill
10/13/2006	101124	N1229	52,200	WP-9	HORWITH	NJMC 1E landfill
10/13/2006	101125	N1230	46,960	WP-9	HORWITH	NJMC 1E landfill
10/13/2006	101126	N1231	51,040	WP-9	HORWITH	NJMC 1E landfill
10/13/2006	101127	N1232	50,180	WP-9	HORWITH	NJMC 1E landfill
10/13/2006	101128	N1233	51,140	WP-9	HORWITH	NJMC 1E landfill
10/13/2006	101129	N1234	50,680	WP-9	HORWITH	NJMC 1E landfill
10/24/2006	101130	N1235	51,860	WP-9	HORWITH	NJMC 1E landfill
10/24/2006	101131	N1236	50,920	WP-9	HORWITH	NJMC 1E landfill

HONEYWELL SA-7 NJMC NON-HAZARDOUS WASTE TRACKING (2006)						
Date Shipped	**State Manifest**	**Man. Doc #**	**Estimated Weight (lbs)**	**Material**	**Transporter**	**Destination**
10/24/2006	101174	N1237	48,180	WP-9	HORWITH	NJMC 1E landfill
10/24/2006	101175	N1238	47,840	WP-9	HORWITH	NJMC 1E landfill
10/24/2006	101176	N1239	53,660	WP-9	HORWITH	NJMC 1E landfill
10/24/2006	101177	N1240	51,520	WP-9	HORWITH	NJMC 1E landfill
10/24/2006	101178	N1241	52,840	WP-9	HORWITH	NJMC 1E landfill
10/25/2006	101179	N1242	51,820	WP-9	HORWITH	NJMC 1E landfill
10/25/2006	101180	N1243	49,740	WP-9	HORWITH	NJMC 1E landfill
10/25/2006	101181	N1244	49,760	WP-9	HORWITH	NJMC 1E landfill
10/25/2006	101191	N1245	49,080	WP-9	HORWITH	NJMC 1E landfill
10/25/2006	101192	N1246	50,140	WP-9	HORWITH	NJMC 1E landfill
10/25/2006	101193	N1247	53,520	WP-9	HORWITH	NJMC 1E landfill
10/25/2006	101194	N1248	50,180	WP-9	HORWITH	NJMC 1E landfill
10/25/2006	101195	N1249	49,580	WP-9	HORWITH	NJMC 1E landfill
10/25/2006	101196	N1250	49,800	WP-9	HORWITH	NJMC 1E landfill
10/25/2006	101197	N1251	48,840	WP-9	HORWITH	NJMC 1E landfill
10/26/2006	101199	N1252	48,700	WP-9	HORWITH	NJMC 1E landfill
10/26/2006	101200	N1253	52,280	WP-9	HORWITH	NJMC 1E landfill
10/26/2006	101201	N1254	54,040	WP-9	HORWITH	NJMC 1E landfill
10/26/2006	101202	N1255	53,920	WP-9	HORWITH	NJMC 1E landfill
10/26/2006	101203	N1256	52,140	WP-9	HORWITH	NJMC 1E landfill
10/26/2006	101204	N1257	55,240	WP-9	HORWITH	NJMC 1E landfill
10/26/2006	101205	N1258	49,040	WP-9	HORWITH	NJMC 1E landfill
10/26/2006	101206	N1259	50,360	WP-9	HORWITH	NJMC 1E landfill
10/26/2006	101207	N1260	51,900	WP-9	HORWITH	NJMC 1E landfill
10/26/2006	101208	N1261	51,720	WP-9	HORWITH	NJMC 1E landfill
10/27/2006	101218	N1262	49,240	WP-9	HORWITH	NJMC 1E landfill
10/27/2006	101219	N1263	54,680	WP-9	HORWITH	NJMC 1E landfill
10/27/2006	101220	N1264	53,460	WP-9	HORWITH	NJMC 1E landfill
10/27/2006	101221	N1265	54,860	WP-9	HORWITH	NJMC 1E landfill
10/27/2006	101222	N1266	50,020	WP-9	HORWITH	NJMC 1E landfill
10/27/2006	101223	N1267	51,000	WP-9	HORWITH	NJMC 1E landfill
10/27/2006	101224	N1268	50,960	WP-9	HORWITH	NJMC 1E landfill
10/27/2006	101226	N1269	49,180	WP-9	HORWITH	NJMC 1E landfill
10/27/2006	101229	N1270	50,080	WP-9	HORWITH	NJMC 1E landfill
10/27/2006	101230	N1271	47,180	WP-9	HORWITH	NJMC 1E landfill
10/30/2006	101231	N1272	50,860	WP-9	HORWITH	NJMC 1E landfill
10/30/2006	101232	N1273	52,560	WP-9	HORWITH	NJMC 1E landfill
10/30/2006	101233	N1274	45,080	WP-9	HORWITH	NJMC 1E landfill
10/30/2006	101234	N1275	52,920	WP-9	HORWITH	NJMC 1E landfill
10/30/2006	101235	N1276	48,300	WP-9	HORWITH	NJMC 1E landfill
10/30/2006	101236	N1277	46,780	WP-9	HORWITH	NJMC 1E landfill
10/30/2006	101237	N1278	47,040	WP-9	HORWITH	NJMC 1E landfill

3,160.51	**SITE TONS (Month)**	**OCTOBER SUB-TOTAL:**	6,321,020
27,638.12	**TONS (Site)**	**CUMULATIVE TOTAL:**	55,276,240

12/12/2006	101243	N1279	45,300	WP-10	HORWITH	NJMC 1E landfill
12/12/2006	101244	N1280	48,540	WP-10	HORWITH	NJMC 1E landfill
12/12/2006	101245	N1281	45,360	WP-10	HORWITH	NJMC 1E landfill
12/13/2006	101246	N1282	44,800	WP-10	HORWITH	NJMC 1E landfill
12/13/2006	101247	N1283	52,100	WP-10	HORWITH	NJMC 1E landfill
12/13/2006	101257	N1289	47,020	WP-10	HORWITH	NJMC 1E landfill
12/14/2006	101275	N1290	50960	WP-10	RCC	NJMC 1E landfill
12/14/2006	101276	N1291	48680	WP-10	RCC	NJMC 1E landfill

191.38	**SITE TONS (Month)**	**DECEMBER SUB-TOTAL:**	382,760
27,829.50	**TONS (Site)**	**CUMULATIVE TOTAL:**	55,659,000

HONEYWELL SA-7 NJMC NON-HAZARDOUS WASTE TRACKING (2007)						
Date Shipped	**State Manifest**	**Man. Doc #**	**Estimated Weight (lbs)**	**Material**	**Transporter**	**Destination**
6/29/2007	NHZ020101323	07001	43,320	WP-11	RCC	NJMC 1E landfill
6/29/2007	NHZ020101324	07002	41,280	WP-11	RCC	NJMC 1E landfill
6/29/2007	NHZ020101325	07003	43,280	WP-11	RCC	NJMC 1E landfill
6/29/2007	NHZ020101326	07004	46,920	WP-11	RCC	NJMC 1E landfill
6/29/2007	NHZ020101327	07005	43,040	WP-11	RCC	NJMC 1E landfill
6/29/2007	NHZ020101328	07006	47,160	WP-11	RCC	NJMC 1E landfill
6/29/2007	NHZ020101329	07007	50,760	WP-11	RCC	NJMC 1E landfill
6/29/2007	NHZ020101330	07008	45,100	WP-11	RCC	NJMC 1E landfill
6/29/2007	NHZ020101331	07009	47,000	WP-11	RCC	NJMC 1E landfill
7/2/2007	NHZ020101332	07010	44,960	WP-11	RCC	NJMC 1E landfill
7/2/2007	NHZ020101333	07011	42,080	WP-11	RCC	NJMC 1E landfill
7/2/2007	NHZ020101334	07012	46,920	WP-11	RCC	NJMC 1E landfill
7/2/2007	NHZ020101335	07013	43,580	WP-11	RCC	NJMC 1E landfill
7/2/2007	NHZ020101336	07014	43,820	WP-11	RCC	NJMC 1E landfill
7/2/2007	NHZ020101339	07015	45,800	WP-11	RCC	NJMC 1E landfill
7/2/2007	NHZ020101341	07016	42,220	WP-11	RCC	NJMC 1E landfill
7/2/2007	NHZ020101344	07017	29,240	WP-11	RCC	NJMC 1E landfill

373.24	**TONS (Site)**	**CUMULATIVE TOTAL:**	746,480

HONEYWELL SA-7 NJMC NON-HAZARDOUS WASTE TRACKING (2008)						
Date Shipped	**State Manifest**	**Man. Doc #**	**Estimated Weight (lbs)**	**Material**	**Transporter**	**Destination**
3/7/2008	NHZ020102003	N8001	49,440	WP-12	RCC/VENIERO	NJMC 1E landfill
3/7/2008	NHZ020102004	N8002	46,380	WP-12	RCC/VENIERO	NJMC 1E landfill
3/7/2008	NHZ020102005	N8003	44,140	WP-12	RCC/VENIERO	NJMC 1E landfill
3/7/2008	NHZ020102006	N8004	47,360	WP-12	RCC/VENIERO	NJMC 1E landfill
3/7/2008	NHZ020102007	N8005	41,220	WP-12	RCC/VENIERO	NJMC 1E landfill
3/7/2008	NHZ020102008	N8006	47,640	WP-12	RCC/VENIERO	NJMC 1E landfill
3/7/2008	NHZ020102009	N8007	47,600	WP-12	RCC/VENIERO	NJMC 1E landfill
3/7/2008	NHZ020102010	N8008	43,200	WP-12	RCC/VENIERO	NJMC 1E landfill
3/7/2008	NHZ020102012	N8009	47,920	WP-12	RCC/VENIERO	NJMC 1E landfill
3/10/2008	NHZ020102013	N8010	50,460	WP-12	RCC/VENIERO	NJMC 1E landfill
3/10/2008	NHZ020102014	N8011	42,080	WP-12	RCC/VENIERO	NJMC 1E landfill
3/10/2008	NHZ020102015	N8012	43,660	WP-12	RCC/VENIERO	NJMC 1E landfill
3/10/2008	NHZ020102016	N8013	47,060	WP-12	RCC/VENIERO	NJMC 1E landfill
3/10/2008	NHZ020102017	N8014	43,880	WP-12	RCC/VENIERO	NJMC 1E landfill
3/10/2008	NHZ020102018	N8015	48,300	WP-12	RCC/VENIERO	NJMC 1E landfill
3/10/2008	NHZ020102019	N8016	52,100	WP-12	RCC/VENIERO	NJMC 1E landfill
3/10/2008	NHZ020102020	N8017	49,220	WP-12	RCC/VENIERO	NJMC 1E landfill
3/10/2008	NHZ020102021	N8018	45,280	WP-12	RCC/VENIERO	NJMC 1E landfill
3/11/2008	NHZ020102022	N8019	44,780	WP-12	RCC/VENIERO	NJMC 1E landfill
3/11/2008	NHZ020102023	N8020	43,080	WP-12	RCC/VENIERO	NJMC 1E landfill
3/11/2008	NHZ020102024	N8021	49,640	WP-12	RCC/VENIERO	NJMC 1E landfill
3/11/2008	NHZ020102025	N8022	49,740	WP-12	RCC/VENIERO	NJMC 1E landfill
3/11/2008	NHZ020102026	N8023	47,620	WP-12	RCC/VENIERO	NJMC 1E landfill
3/11/2008	NHZ020102027	N8024	49,620	WP-12	RCC/VENIERO	NJMC 1E landfill
3/11/2008	NHZ020102028	N8025	45,300	WP-12	RCC/VENIERO	NJMC 1E landfill
3/11/2008	NHZ020102029	N8026	42,100	WP-12	RCC/VENIERO	NJMC 1E landfill
3/11/2008	NHZ020102030	N8027	45,080	WP-12	RCC/VENIERO	NJMC 1E landfill
3/11/2008	NHZ020102031	N8028	45,480	WP-12	RCC/VENIERO	NJMC 1E landfill
3/11/2008	NHZ020102032	N8029	43,040	WP-12	RCC/VENIERO	NJMC 1E landfill
3/11/2008	NHZ020102033	N8030	44,840	WP-12	RCC/VENIERO	NJMC 1E landfill
3/12/2008	NHZ020102034	N8031	45,180	WP-12	RCC/VENIERO	NJMC 1E landfill
3/12/2008	NHZ020102035	N8032	41,840	WP-12	RCC/VENIERO	NJMC 1E landfill
3/12/2008	NHZ020102036	N8033	43,820	WP-12	RCC/VENIERO	NJMC 1E landfill
3/12/2008	NHZ020102039	N8034	43,640	WP-12	RCC/VENIERO	NJMC 1E landfill
3/12/2008	NHZ020102040	N8035	42,300	WP-12	RCC/VENIERO	NJMC 1E landfill
3/12/2008	NHZ020102041	N8036	44,320	WP-12	RCC/VENIERO	NJMC 1E landfill
3/12/2008	NHZ020102042	N8037	47,140	WP-12	RCC/VENIERO	NJMC 1E landfill
3/12/2008	NHZ020102043	N8038	44,080	WP-12	RCC/VENIERO	NJMC 1E landfill
3/12/2008	NHZ020102044	N8039	46,680	WP-12	RCC/VENIERO	NJMC 1E landfill
3/12/2008	NHZ020102045	N8040	46,560	WP-12	RCC/VENIERO	NJMC 1E landfill
3/12/2008	NHZ020102046	N8041	43,720	WP-12	RCC/VENIERO	NJMC 1E landfill
3/12/2008	NHZ020102047	N8042	45,760	WP-12	RCC/VENIERO	NJMC 1E landfill
3/13/2008	NHZ020102048	N8043	48,100	WP-12	RCC/VENIERO	NJMC 1E landfill
3/13/2008	NHZ020102049	N8044	42,300	WP-12	RCC/VENIERO	NJMC 1E landfill
3/13/2008	NHZ020102050	N8045	44,280	WP-12	RCC/VENIERO	NJMC 1E landfill
3/13/2008	NHZ020102051	N8046	44,480	WP-12	RCC/VENIERO	NJMC 1E landfill
3/13/2008	NHZ020102052	N8047	43,560	WP-12	RCC/VENIERO	NJMC 1E landfill
3/13/2008	NHZ020102053	N8048	45,200	WP-12	RCC/VENIERO	NJMC 1E landfill
3/13/2008	NHZ020102054	N8049	45,660	WP-12	RCC/VENIERO	NJMC 1E landfill
3/13/2008	NHZ020102055	N8050	42,580	WP-12	RCC/VENIERO	NJMC 1E landfill
3/13/2008	NHZ020102056	N8051	43,960	WP-12	RCC/VENIERO	NJMC 1E landfill
3/13/2008	NHZ020102057	N8052	46,680	WP-12	RCC/VENIERO	NJMC 1E landfill
3/13/2008	NHZ020102058	N8053	46,380	WP-12	RCC/VENIERO	NJMC 1E landfill
3/14/2008	NHZ020102059	N8054	47,540	WP-12	RCC/VENIERO	NJMC 1E landfill
3/14/2008	NHZ020102060	N8055	45,220	WP-12	RCC/VENIERO	NJMC 1E landfill
3/14/2008	NHZ020102061	N8056	47,920	WP-12	RCC/VENIERO	NJMC 1E landfill
3/14/2008	NHZ020102062	N8057	40,880	WP-12	RCC/VENIERO	NJMC 1E landfill
3/14/2008	NHZ020102063	N8058	43,620	WP-12	RCC/VENIERO	NJMC 1E landfill
3/14/2008	NHZ020102064	N8059	48,720	WP-12	RCC/VENIERO	NJMC 1E landfill
3/14/2008	NHZ020102065	N8060	50,400	WP-12	RCC/VENIERO	NJMC 1E landfill
3/14/2008	NHZ020102066	N8061	46,540	WP-12	RCC/VENIERO	NJMC 1E landfill
3/14/2008	NHZ020102067	N8062	50,160	WP-12	RCC/VENIERO	NJMC 1E landfill
3/14/2008	NHZ020102068	N8063	49,600	WP-12	RCC/VENIERO	NJMC 1E landfill
3/14/2008	NHZ020102069	N8064	44,260	WP-12	RCC/VENIERO	NJMC 1E landfill
3/14/2008	NHZ020102070	N8065	44,980	WP-12	RCC/VENIERO	NJMC 1E landfill
4/8/2008	NHZ020102071	N8066	41,640	WP-12	RCC/VENIERO	NJMC 1E landfill
4/8/2008	NHZ020102072	N8067	40,700	WP-12	RCC/VENIERO	NJMC 1E landfill
4/8/2008	NHZ020102073	N8068	40,640	WP-12	RCC/VENIERO	NJMC 1E landfill
4/8/2008	NHZ020102074	N8069	46,800	WP-12	RCC/VENIERO	NJMC 1E landfill
4/8/2008	NHZ020102075	N8070	44,400	WP-12	RCC/VENIERO	NJMC 1E landfill
4/8/2008	NHZ020102076	N8071	47,000	WP-12	RCC/VENIERO	NJMC 1E landfill
4/8/2008	NHZ020102077	N8072	46,380	WP-12	RCC/VENIERO	NJMC 1E landfill
4/8/2008	NHZ020102078	N8073	44,940	WP-12	RCC/VENIERO	NJMC 1E landfill
4/8/2008	NHZ020102079	N8074	44,600	WP-12	RCC/VENIERO	NJMC 1E landfill
4/8/2008	NHZ020102080	N8075	46,680	WP-12	RCC/VENIERO	NJMC 1E landfill
4/8/2008	NHZ020102081	N8076	44,920	WP-12	RCC/VENIERO	NJMC 1E landfill
4/8/2008	NHZ020102082	N8077	45,140	WP-12	RCC/VENIERO	NJMC 1E landfill
4/9/2008	NHZ020102083	N8078	45,240	WP-12	RCC/VENIERO	NJMC 1E landfill

HONEYWELL SA-7 NJMC NON-HAZARDOUS WASTE TRACKING (2008)						
Date Shipped	**State Manifest**	**Man. Doc #**	**Estimated Weight (lbs)**	**Material**	**Transporter**	**Destination**
4/9/2008	NHZ020102084	N8079	47,800	WP-12	RCC/VENIERO	NJMC 1E landfill
4/9/2008	NHZ020102085	N8080	49,260	WP-12	RCC/VENIERO	NJMC 1E landfill
4/9/2008	NHZ020102086	N8081	45,380	WP-12	RCC/VENIERO	NJMC 1E landfill
4/9/2008	NHZ020102087	N8082	51,200	WP-12	RCC/VENIERO	NJMC 1E landfill
4/9/2008	NHZ020102088	N8083	50,740	WP-12	RCC/VENIERO	NJMC 1E landfill
4/9/2008	NHZ020102089	N8084	47,140	WP-12	RCC/VENIERO	NJMC 1E landfill
4/9/2008	NHZ020102090	N8085	46,260	WP-12	RCC/VENIERO	NJMC 1E landfill
4/9/2008	NHZ020102091	N8086	47,240	WP-12	RCC/VENIERO	NJMC 1E landfill
4/9/2008	NHZ020102092	N8087	42,520	WP-12	RCC/VENIERO	NJMC 1E landfill
4/9/2008	NHZ020102093	N8088	44,740	WP-12	RCC/VENIERO	NJMC 1E landfill
4/9/2008	NHZ020102094	N8089	45,820	WP-12	RCC/VENIERO	NJMC 1E landfill
4/10/2008	NHZ020102095	N8090	45,380	WP-12	RCC/VENIERO	NJMC 1E landfill
4/10/2008	NHZ020102096	N8091	50,920	WP-12	RCC/VENIERO	NJMC 1E landfill
4/10/2008	NHZ020102097	N8092	50,620	WP-12	RCC/VENIERO	NJMC 1E landfill
4/10/2008	NHZ020102098	N8093	46,600	WP-12	RCC/VENIERO	NJMC 1E landfill
4/10/2008	NHZ020102099	N8094	51,960	WP-12	RCC/VENIERO	NJMC 1E landfill
4/10/2008	NHZ020102100	N8095	44,680	WP-12	RCC/VENIERO	NJMC 1E landfill
4/10/2008	NHZ020102101	N8096	45,580	WP-12	RCC/VENIERO	NJMC 1E landfill
4/10/2008	NHZ020102102	N8097	50,240	WP-12	RCC/VENIERO	NJMC 1E landfill
4/10/2008	NHZ020102103	N8098	52,240	WP-12	RCC/VENIERO	NJMC 1E landfill
4/11/2008	NHZ020102104	N8099	48,980	WP-12	RCC/VENIERO	NJMC 1E landfill
4/11/2008	NHZ020102105	N8100	45,800	WP-12	RCC/VENIERO	NJMC 1E landfill
4/11/2008	NHZ020102106	N8101	51,560	WP-12	RCC/VENIERO	NJMC 1E landfill
4/11/2008	NHZ020102107	N8102	42,220	WP-12	RCC/VENIERO	NJMC 1E landfill
4/11/2008	NHZ020102108	N8103	49,220	WP-12	RCC/VENIERO	NJMC 1E landfill
4/11/2008	NHZ020102109	N8104	46,200	WP-12	RCC/VENIERO	NJMC 1E landfill
4/11/2008	NHZ020102110	N8105	49,760	WP-12	RCC/VENIERO	NJMC 1E landfill
4/11/2008	NHZ020102111	N8106	47,980	WP-12	RCC/VENIERO	NJMC 1E landfill
4/11/2008	NHZ020102112	N8107	50,280	WP-12	RCC/VENIERO	NJMC 1E landfill
4/11/2008	NHZ020102113	N8108	48,040	WP-12	RCC/VENIERO	NJMC 1E landfill
4/11/2008	NHZ020102114	N8109	51,220	WP-12	RCC/VENIERO	NJMC 1E landfill
4/11/2008	NHZ020102115	N8110	44,540	WP-12	RCC/VENIERO	NJMC 1E landfill
4/14/2008	NHZ020102116	N8111	51,240	WP-12	RCC/VENIERO	NJMC 1E landfill
4/14/2008	NHZ020102117	N8112	51,300	WP-12	RCC/VENIERO	NJMC 1E landfill
4/14/2008	NHZ020102118	N8113	52,480	WP-12	RCC/VENIERO	NJMC 1E landfill
4/14/2008	NHZ020102119	N8114	47,880	WP-12	RCC/VENIERO	NJMC 1E landfill
4/14/2008	NHZ020102120	N8115	49,000	WP-12	RCC/VENIERO	NJMC 1E landfill
4/14/2008	NHZ020102121	N8116	47,120	WP-12	RCC/VENIERO	NJMC 1E landfill
4/14/2008	NHZ020102122	N8117	47,260	WP-12	RCC/VENIERO	NJMC 1E landfill
4/14/2008	NHZ020102123	N8118	50,860	WP-12	RCC/VENIERO	NJMC 1E landfill
4/14/2008	NHZ020102124	N8119	50,020	WP-12	RCC/VENIERO	NJMC 1E landfill
4/14/2008	NHZ020102125	N8120	48,300	WP-12	RCC/VENIERO	NJMC 1E landfill
4/14/2008	NHZ020102126	N8121	47,000	WP-12	RCC/VENIERO	NJMC 1E landfill
4/14/2008	NHZ020102127	N8122	50,260	WP-12	RCC/VENIERO	NJMC 1E landfill
4/15/2008	NHZ020102128	N8123	45,420	WP-12	RCC/VENIERO	NJMC 1E landfill
4/15/2008	NHZ020102129	N8124	43,380	WP-12	RCC/VENIERO	NJMC 1E landfill
4/15/2008	NHZ020102130	N8125	49,680	WP-12	RCC/VENIERO	NJMC 1E landfill
4/15/2008	NHZ020102131	N8126	48,760	WP-12	RCC/VENIERO	NJMC 1E landfill
4/15/2008	NHZ020102132	N8127	50,940	WP-12	RCC/VENIERO	NJMC 1E landfill
4/15/2008	NHZ020102133	N8128	46,860	WP-12	RCC/VENIERO	NJMC 1E landfill
4/15/2008	NHZ020102134	N8129	48,180	WP-12	RCC/VENIERO	NJMC 1E landfill
4/15/2008	NHZ020102135	N8130	48,640	WP-12	RCC/VENIERO	NJMC 1E landfill
4/15/2008	NHZ020102136	N8131	48,000	WP-12	RCC/VENIERO	NJMC 1E landfill
4/15/2008	NHZ020102138	N8132	48,600	WP-12	RCC/VENIERO	NJMC 1E landfill
4/15/2008	NHZ020102137	N8133	45,780	WP-12	RCC/VENIERO	NJMC 1E landfill
4/15/2008	NHZ020102139	N8134	46,120	WP-12	RCC/VENIERO	NJMC 1E landfill
4/16/2008	NHZ020102140	N8135	48,200	WP-12	RCC/VENIERO	NJMC 1E landfill
4/16/2008	NHZ020102141	N8136	47,520	WP-12	RCC/VENIERO	NJMC 1E landfill
4/16/2008	NHZ020102142	N8137	52,700	WP-12	RCC/VENIERO	NJMC 1E landfill
4/16/2008	NHZ020102143	N8138	48,820	WP-12	RCC/VENIERO	NJMC 1E landfill
4/16/2008	NHZ020102144	N8139	47,620	WP-12	RCC/VENIERO	NJMC 1E landfill
4/16/2008	NHZ020102145	N8140	52,460	WP-12	RCC/VENIERO	NJMC 1E landfill
4/16/2008	NHZ020102146	N8141	48,200	WP-12	RCC/VENIERO	NJMC 1E landfill
4/16/2008	NHZ020102147	N8142	52,100	WP-12	RCC/VENIERO	NJMC 1E landfill
4/16/2008	NHZ020102148	N8143	52,460	WP-12	RCC/VENIERO	NJMC 1E landfill
4/16/2008	NHZ020102149	N8144	48,980	WP-12	RCC/VENIERO	NJMC 1E landfill
4/16/2008	NHZ020102150	N8145	50,780	WP-12	RCC/VENIERO	NJMC 1E landfill
4/16/2008	NHZ020102151	N8146	48,500	WP-12	RCC/VENIERO	NJMC 1E landfill
4/17/2008	NHZ020102152	N8147	48,040	WP-12	RCC/VENIERO	NJMC 1E landfill
4/17/2008	NHZ020102153	N8148	50,940	WP-12	RCC/VENIERO	NJMC 1E landfill
4/17/2008	NHZ020102154	N8149	52,640	WP-12	RCC/VENIERO	NJMC 1E landfill
4/17/2008	NHZ020102155	N8150	45,960	WP-12	RCC/VENIERO	NJMC 1E landfill
4/17/2008	NHZ020102156	N8151	50,780	WP-12	RCC/VENIERO	NJMC 1E landfill
4/17/2008	NHZ020102157	N8152	48,200	WP-12	RCC/VENIERO	NJMC 1E landfill
4/17/2008	NHZ020102158	N8153	48,520	WP-12	RCC/VENIERO	NJMC 1E landfill
4/17/2008	NHZ020102159	N8154	48,460	WP-12	RCC/VENIERO	NJMC 1E landfill
4/17/2008	NHZ020102160	N8155	50,140	WP-12	RCC/VENIERO	NJMC 1E landfill
4/17/2008	NHZ020102161	N8156	49,860	WP-12	RCC/VENIERO	NJMC 1E landfill

HONEYWELL SA-7 NJMC NON-HAZARDOUS WASTE TRACKING (2008)						
Date Shipped	**State Manifest**	**Man. Doc #**	**Estimated Weight (lbs)**	**Material**	**Transporter**	**Destination**
4/17/2008	NHZ020102162	N8157	51,020	WP-12	RCC/VENIERO	NJMC 1E landfill
4/17/2008	NHZ020102163	N8158	51,220	WP-12	RCC/VENIERO	NJMC 1E landfill
4/18/2008	NHZ020102164	N8159	46,720	WP-12	RCC/VENIERO	NJMC 1E landfill
4/18/2008	NHZ020102165	N8160	51,520	WP-12	RCC/VENIERO	NJMC 1E landfill
4/18/2008	NHZ020102166	N8161	46,740	WP-12	RCC/VENIERO	NJMC 1E landfill
4/18/2008	NHZ020102167	N8162	51,440	WP-12	RCC/VENIERO	NJMC 1E landfill
4/18/2008	NHZ020102168	N8163	48,180	WP-12	RCC/VENIERO	NJMC 1E landfill
4/18/2008	NHZ020102169	N8164	43,560	WP-12	RCC/VENIERO	NJMC 1E landfill
4/18/2008	NHZ020102170	N8165	47,000	WP-12	RCC/VENIERO	NJMC 1E landfill
4/18/2008	NHZ020102171	N8166	46,720	WP-12	RCC/VENIERO	NJMC 1E landfill
4/18/2008	NHZ020102172	N8167	46,920	WP-12	RCC/VENIERO	NJMC 1E landfill
4/18/2008	NHZ020102173	N8168	47,140	WP-12	RCC/VENIERO	NJMC 1E landfill
4/18/2008	NHZ020102174	N8169	49,560	WP-12	RCC/VENIERO	NJMC 1E landfill
4/18/2008	NHZ020102175	N8170	45,800	WP-12	RCC/VENIERO	NJMC 1E landfill
4/21/2008	NHZ020102176	N8171	48,540	WP-12	RCC/VENIERO	NJMC 1E landfill
4/21/2008	NHZ020102177	N8172	51,180	WP-12	RCC/VENIERO	NJMC 1E landfill
4/21/2008	NHZ020102178	N8173	49,240	WP-12	RCC/VENIERO	NJMC 1E landfill
4/21/2008	NHZ020102179	N8174	43,960	WP-12	RCC/VENIERO	NJMC 1E landfill
4/21/2008	NHZ020102180	N8175	43,500	WP-12	RCC/VENIERO	NJMC 1E landfill
4/21/2008	NHZ020102181	N8176	45,420	WP-12	RCC/VENIERO	NJMC 1E landfill
4/21/2008	NHZ020102182	N8177	47,100	WP-12	RCC/VENIERO	NJMC 1E landfill
4/21/2008	NHZ020102183	N8178	48,280	WP-12	RCC/VENIERO	NJMC 1E landfill
4/21/2008	NHZ020102184	N8179	46,980	WP-12	RCC/VENIERO	NJMC 1E landfill
4/21/2008	NHZ020102185	N8180	45,840	WP-12	RCC/VENIERO	NJMC 1E landfill
4/21/2008	NHZ020102186	N8181	47,280	WP-12	RCC/VENIERO	NJMC 1E landfill
4/21/2008	NHZ020102187	N8182	47,680	WP-12	RCC/VENIERO	NJMC 1E landfill
4/22/2008	NHZ020102188	N8183	46,220	WP-12	RCC/VENIERO	NJMC 1E landfill
4/22/2008	NHZ020102189	N8184	46,060	WP-12	RCC/VENIERO	NJMC 1E landfill
4/22/2008	NHZ020102190	N8185	46,820	WP-12	RCC/VENIERO	NJMC 1E landfill
4/22/2008	NHZ020102191	N8186	47,040	WP-12	RCC/VENIERO	NJMC 1E landfill
4/22/2008	NHZ020102192	N8187	47,440	WP-12	RCC/VENIERO	NJMC 1E landfill
4/22/2008	NHZ020102193	N8188	50,680	WP-12	RCC/VENIERO	NJMC 1E landfill
4/22/2008	NHZ020102194	N8189	46,700	WP-12	RCC/VENIERO	NJMC 1E landfill
4/22/2008	NHZ020102195	N8190	47,440	WP-12	RCC/VENIERO	NJMC 1E landfill
4/22/2008	NHZ020102196	N8191	47,760	WP-12	RCC/VENIERO	NJMC 1E landfill
4/22/2008	NHZ020102197	N8192	46,800	WP-12	RCC/VENIERO	NJMC 1E landfill
4/22/2008	NHZ020102198	N8193	46,040	WP-12	RCC/VENIERO	NJMC 1E landfill
4/22/2008	NHZ020102199	N8194	46,820	WP-12	RCC/VENIERO	NJMC 1E landfill
4/23/2008	NHZ020102200	N8195	43,580	WP-12	RCC/VENIERO	NJMC 1E landfill
4/23/2008	NHZ020102201	N8196	47,540	WP-12	RCC/VENIERO	NJMC 1E landfill
4/23/2008	NHZ020102202	N8197	49,300	WP-12	RCC/VENIERO	NJMC 1E landfill
4/23/2008	NHZ020102203	N8198	47,100	WP-12	RCC/VENIERO	NJMC 1E landfill
4/23/2008	NHZ020102204	N8199	49,000	WP-12	RCC/VENIERO	NJMC 1E landfill
4/23/2008	NHZ020102205	N8200	50,040	WP-12	RCC/VENIERO	NJMC 1E landfill
4/23/2008	NHZ020102206	N8201	47,420	WP-12	RCC/VENIERO	NJMC 1E landfill
4/23/2008	NHZ020102207	N8202	47,440	WP-12	RCC/VENIERO	NJMC 1E landfill
4/23/2008	NHZ020102208	N8203	51,180	WP-12	RCC/VENIERO	NJMC 1E landfill
4/23/2008	NHZ020102209	N8204	46,200	WP-12	RCC/VENIERO	NJMC 1E landfill
4/23/2008	NHZ020102210	N8205	46,980	WP-12	RCC/VENIERO	NJMC 1E landfill
4/23/2008	NHZ020102211	N8206	50,300	WP-12	RCC/VENIERO	NJMC 1E landfill
4/24/2008	NHZ020102214	N8207	44,580	WP-12	RCC/VENIERO	NJMC 1E landfill
4/24/2008	NHZ020102217	N8208	47,280	WP-12	RCC/VENIERO	NJMC 1E landfill
4/24/2008	NHZ020102219	N8209	47,720	WP-12	RCC/VENIERO	NJMC 1E landfill
4/24/2008	NHZ020102220	N8210	49,680	WP-12	RCC/VENIERO	NJMC 1E landfill
4/24/2008	NHZ020102221	N8211	45,980	WP-12	RCC/VENIERO	NJMC 1E landfill
4/24/2008	NHZ020102222	N8212	47,780	WP-12	RCC/VENIERO	NJMC 1E landfill
4/24/2008	NHZ020102223	N8213	44,160	WP-12	RCC/VENIERO	NJMC 1E landfill
4/24/2008	NHZ020102224	N8214	45,660	WP-12	RCC/VENIERO	NJMC 1E landfill
4/24/2008	NHZ020102225	N8215	44,380	WP-12	RCC/VENIERO	NJMC 1E landfill
4/24/2008	NHZ020102226	N8216	46,300	WP-12	RCC/VENIERO	NJMC 1E landfill
4/24/2008	NHZ020102227	N8217	44,980	WP-12	RCC/VENIERO	NJMC 1E landfill
4/24/2008	NHZ020102228	N8218	45,360	WP-12	RCC/VENIERO	NJMC 1E landfill
4/24/2008	NHZ020102229	N8219	45,220	WP-12	RCC/VENIERO	NJMC 1E landfill
4/24/2008	NHZ020102230	N8220	47,820	WP-12	RCC/VENIERO	NJMC 1E landfill
4/24/2008	NHZ020102232	N8221	47,540	WP-12	RCC/VENIERO	NJMC 1E landfill
4/24/2008	NHZ020102233	N8222	48,820	WP-12	RCC/VENIERO	NJMC 1E landfill
4/25/2008	NHZ020102234	N8223	44,120	WP-12	RCC/VENIERO	NJMC 1E landfill
4/25/2008	NHZ020102235	N8224	45,660	WP-12	RCC/VENIERO	NJMC 1E landfill
4/25/2008	NHZ020102236	N8225	46,400	WP-12	RCC/VENIERO	NJMC 1E landfill
4/25/2008	NHZ020102237	N8226	48,460	WP-12	RCC/VENIERO	NJMC 1E landfill
4/25/2008	NHZ020102238	N8227	45,180	WP-12	RCC/VENIERO	NJMC 1E landfill
4/25/2008	NHZ020102239	N8228	44,580	WP-12	RCC/VENIERO	NJMC 1E landfill
4/25/2008	NHZ020102240	N8229	46,160	WP-12	RCC/VENIERO	NJMC 1E landfill
4/25/2008	NHZ020102241	N8230	48,580	WP-12	RCC/VENIERO	NJMC 1E landfill
4/25/2008	NHZ020102242	N8231	46,560	WP-12	RCC/VENIERO	NJMC 1E landfill
4/25/2008	NHZ020102243	N8232	48,400	WP-12	RCC/VENIERO	NJMC 1E landfill
4/25/2008	NHZ020102244	N8233	46,300	WP-12	RCC/VENIERO	NJMC 1E landfill
4/25/2008	NHZ020102245	N8234	48,040	WP-12	RCC/VENIERO	NJMC 1E landfill

HONEYWELL SA-7 NJMC NON-HAZARDOUS WASTE TRACKING (2008)						
Date Shipped	**State Manifest**	**Man. Doc #**	**Estimated Weight (lbs)**	**Material**	**Transporter**	**Destination**
4/25/2008	NHZ020102246	N8235	47,520	WP-12	RCC/VENIERO	NJMC 1E landfill
4/25/2008	NHZ020102247	N8236	47,260	WP-12	RCC/VENIERO	NJMC 1E landfill
4/25/2008	NHZ020102248	N8237	50,460	WP-12	RCC/VENIERO	NJMC 1E landfill
4/25/2008	NHZ020102249	N8238	50,140	WP-12	RCC/VENIERO	NJMC 1E landfill
4/28/2008	NHZ020102250	N8239	47,020	WP-12	RCC/VENIERO	NJMC 1E landfill
4/28/2008	NHZ020102251	N8240	48,600	WP-12	RCC/VENIERO	NJMC 1E landfill
4/28/2008	NHZ020102252	N8241	44,100	WP-12	RCC/VENIERO	NJMC 1E landfill
4/28/2008	NHZ020102253	N8242	45,360	WP-12	RCC/VENIERO	NJMC 1E landfill
4/28/2008	NHZ020102254	N8243	46,840	WP-12	RCC/VENIERO	NJMC 1E landfill
4/28/2008	NHZ020102255	N8244	52,300	WP-12	RCC/VENIERO	NJMC 1E landfill
4/28/2008	NHZ020102256	N8245	47,940	WP-12	RCC/VENIERO	NJMC 1E landfill
4/28/2008	NHZ020102257	N8246	49,280	WP-12	RCC/VENIERO	NJMC 1E landfill
4/28/2008	NHZ020102259	N8247	44,520	WP-12	RCC/VENIERO	NJMC 1E landfill
4/28/2008	NHZ020102260	N8248	48,720	WP-12	RCC/VENIERO	NJMC 1E landfill
4/28/2008	NHZ020102261	N8249	49,740	WP-12	RCC/VENIERO	NJMC 1E landfill
4/28/2008	NHZ020102262	N8250	47,480	WP-12	RCC/VENIERO	NJMC 1E landfill
4/28/2008	NHZ020102263	N8251	48,140	WP-12	RCC/VENIERO	NJMC 1E landfill
4/28/2008	NHZ020102264	N8252	48,240	WP-12	RCC/VENIERO	NJMC 1E landfill
4/28/2008	NHZ020102265	N8253	50,480	WP-12	RCC/VENIERO	NJMC 1E landfill
4/28/2008	NHZ020102266	N8254	50,640	WP-12	RCC/VENIERO	NJMC 1E landfill
4/29/2008	NHZ020102267	N8255	48,160	WP-12	RCC/VENIERO	NJMC 1E landfill
4/29/2008	NHZ020102268	N8256	47,020	WP-12	RCC/VENIERO	NJMC 1E landfill
4/29/2008	NHZ020102269	N8257	48,360	WP-12	RCC/VENIERO	NJMC 1E landfill
4/29/2008	NHZ020102270	N8258	48,340	WP-12	RCC/VENIERO	NJMC 1E landfill
4/29/2008	NHZ020102271	N8259	46,040	WP-12	RCC/VENIERO	NJMC 1E landfill
4/29/2008	NHZ020102272	N8260	50,800	WP-12	RCC/VENIERO	NJMC 1E landfill
4/29/2008	NHZ020102273	N8261	45,780	WP-12	RCC/VENIERO	NJMC 1E landfill
4/29/2008	NHZ020102275	N8262	49,200	WP-12	RCC/VENIERO	NJMC 1E landfill
4/29/2008	NHZ020102276	N8263	47,380	WP-12	RCC/VENIERO	NJMC 1E landfill
4/29/2008	NHZ020102277	N8264	50,840	WP-12	RCC/VENIERO	NJMC 1E landfill
4/29/2008	NHZ020102278	N8265	45,040	WP-12	RCC/VENIERO	NJMC 1E landfill
4/29/2008	NHZ020102279	N8266	48,820	WP-12	RCC/VENIERO	NJMC 1E landfill
4/29/2008	NHZ020102280	N8267	48,160	WP-12	RCC/VENIERO	NJMC 1E landfill
4/29/2008	NHZ020102281	N8268	50,740	WP-12	RCC/VENIERO	NJMC 1E landfill
4/29/2008	NHZ020102282	N8269	47,360	WP-12	RCC/VENIERO	NJMC 1E landfill
4/29/2008	NHZ020102283	N8270	48,800	WP-12	RCC/VENIERO	NJMC 1E landfill
4/30/2008	NHZ020102284	N8271	46,760	WP-12	RCC/VENIERO	NJMC 1E landfill
4/30/2008	NHZ020102285	N8272	49,320	WP-12	RCC/VENIERO	NJMC 1E landfill
4/30/2008	NHZ020102286	N8273	48,180	WP-12	RCC/VENIERO	NJMC 1E landfill
4/30/2008	NHZ020102287	N8274	46,920	WP-12	RCC/VENIERO	NJMC 1E landfill
4/30/2008	NHZ020102288	N8275	51,020	WP-12	RCC/VENIERO	NJMC 1E landfill
4/30/2008	NHZ020102289	N8276	52,380	WP-12	RCC/VENIERO	NJMC 1E landfill
4/30/2008	NHZ020102290	N8277	52,000	WP-12	RCC/VENIERO	NJMC 1E landfill
4/30/2008	NHZ020102292	N8278	49,920	WP-12	RCC/VENIERO	NJMC 1E landfill
4/30/2008	NHZ020102293	N8279	48,140	WP-12	RCC/VENIERO	NJMC 1E landfill
4/30/2008	NHZ020102294	N8280	50,000	WP-12	RCC/VENIERO	NJMC 1E landfill
4/30/2008	NHZ020102295	N8281	49,020	WP-12	RCC/VENIERO	NJMC 1E landfill
4/30/2008	NHZ020102296	N8282	48,240	WP-12	RCC/VENIERO	NJMC 1E landfill
5/1/2008	NHZ020102297	N8283	46,000	WP-12	RCC/VENIERO	NJMC 1E landfill
5/1/2008	NHZ020102298	N8284	48,460	WP-12	RCC/VENIERO	NJMC 1E landfill
5/1/2008	NHZ020102299	N8285	45,800	WP-12	RCC/VENIERO	NJMC 1E landfill
5/1/2008	NHZ020102300	N8286	50,400	WP-12	RCC/VENIERO	NJMC 1E landfill
5/1/2008	NHZ020102301	N8287	49,600	WP-12	RCC/VENIERO	NJMC 1E landfill
5/1/2008	NHZ020102302	N8288	49,480	WP-12	RCC/VENIERO	NJMC 1E landfill
5/1/2008	NHZ020102303	N8289	46,540	WP-12	RCC/VENIERO	NJMC 1E landfill
5/1/2008	NHZ020102304	N8290	51,000	WP-12	RCC/VENIERO	NJMC 1E landfill
5/1/2008	NHZ020102305	N8291	46,820	WP-12	RCC/VENIERO	NJMC 1E landfill
5/1/2008	NHZ020102306	N8292	46,460	WP-12	RCC/VENIERO	NJMC 1E landfill

6,915.85	**TONS (Site)**	**CUMULATIVE TOTAL:**	13,831,700

HONEYWELL SA-7 NJMC NON-HAZARDOUS WASTE TRACKING (2009)						
Date Shipped	**State Manifest**	**Man. Doc #**	**Estimated Weight (lbs)**	**Material**	**Transporter**	**Destination**
3/19/2009	NHZ020101631	N9001	34,280	ASPHALT (ID13)	RCC/VENIERO	NJMC KEEGAN LANDFILL
3/19/2009	NHZ020101632	N9002	40,380	ASPHALT (ID13)	RCC/VENIERO	NJMC KEEGAN LANDFILL
3/19/2009	NHZ020101633	N9003	42,780	ASPHALT (ID13)	RCC/VENIERO	NJMC KEEGAN LANDFILL
3/19/2009	NHZ020101634	N9004	42,120	ASPHALT (ID13)	RCC/VENIERO	NJMC KEEGAN LANDFILL
3/19/2009	NHZ020101635	N9005	36,780	ASPHALT (ID13)	RCC/VENIERO	NJMC KEEGAN LANDFILL
3/19/2009	NHZ020101636	N9006	39,780	ASPHALT (ID13)	RCC/VENIERO	NJMC KEEGAN LANDFILL
3/19/2009	NHZ020101637	N9007	48,840	ASPHALT (ID13)	RCC/VENIERO	NJMC KEEGAN LANDFILL
3/19/2009	NHZ020101638	N9008	49,160	ASPHALT (ID13)	RCC/VENIERO	NJMC KEEGAN LANDFILL
3/19/2009	NHZ020101639	N9009	47,260	ASPHALT (ID13)	RCC/VENIERO	NJMC KEEGAN LANDFILL
3/19/2009	NHZ020101640	N9010	49,220	ASPHALT (ID13)	RCC/VENIERO	NJMC KEEGAN LANDFILL
3/19/2009	NHZ020101641	N9011	34,080	ASPHALT (ID13)	RCC/VENIERO	NJMC KEEGAN LANDFILL
3/19/2009	NHZ020101642	N9012	31,340	ASPHALT (ID13)	RCC/VENIERO	NJMC KEEGAN LANDFILL
5/5/2009	NHZ020101643	N9013	46,720	WP-13	RCC/VENIERO	NJMC KEEGAN LANDFILL
5/5/2009	NHZ020101644	N9014	38,220	WP-13	RCC/VENIERO	NJMC KEEGAN LANDFILL
5/5/2009	NHZ020101645	N9015	39,800	WP-13	RCC/VENIERO	NJMC KEEGAN LANDFILL
5/5/2009	NHZ020101646	N9016	45,240	WP-13	RCC/VENIERO	NJMC KEEGAN LANDFILL
5/5/2009	NHZ020101647	N9017	36,980	WP-13	RCC/VENIERO	NJMC KEEGAN LANDFILL
5/5/2009	NHZ020101648	N9018	43,800	WP-13	RCC/VENIERO	NJMC KEEGAN LANDFILL
5/5/2009	NHZ020101649	N9019	45,500	WP-13	RCC/VENIERO	NJMC KEEGAN LANDFILL
5/5/2009	NHZ020101650	N9020	36,920	WP-13	RCC/VENIERO	NJMC KEEGAN LANDFILL
5/5/2009	NHZ020101651	N9021	39,500	WP-13	RCC/VENIERO	NJMC KEEGAN LANDFILL
5/5/2009	NHZ020101652	N9022	45,540	WP-13	RCC/VENIERO	NJMC KEEGAN LANDFILL
5/5/2009	NHZ020101653	N9023	39,180	WP-13	RCC/VENIERO	NJMC KEEGAN LANDFILL
5/5/2009	NHZ020101654	N9024	38,060	WP-13	RCC/VENIERO	NJMC KEEGAN LANDFILL
5/6/2009	NHZ020101655	N9025	35,500	WP-13	RCC/VENIERO	NJMC KEEGAN LANDFILL
5/6/2009	NHZ020101656	N9026	40,920	WP-13	RCC/VENIERO	NJMC KEEGAN LANDFILL
5/6/2009	NHZ020101657	N9027	45,780	WP-13	RCC/VENIERO	NJMC KEEGAN LANDFILL
5/6/2009	NHZ020101658	N9028	39,220	WP-13	RCC/VENIERO	NJMC KEEGAN LANDFILL
5/6/2009	NHZ020101659	N9029	40,940	WP-13	RCC/VENIERO	NJMC KEEGAN LANDFILL
5/6/2009	NHZ020101660	N9030	39,580	WP-13	RCC/VENIERO	NJMC KEEGAN LANDFILL
5/6/2009	NHZ020101661	N9031	46,340	WP-13	RCC/VENIERO	NJMC KEEGAN LANDFILL
5/6/2009	NHZ020101662	N9032	39,660	WP-13	RCC/VENIERO	NJMC KEEGAN LANDFILL
5/6/2009	NHZ020101663	N9033	37,260	WP-13	RCC/VENIERO	NJMC KEEGAN LANDFILL
5/6/2009	NHZ020101664	N9034	39,160	WP-13	RCC/VENIERO	NJMC KEEGAN LANDFILL
5/6/2009	NHZ020101665	N9035	51,140	WP-13	RCC/VENIERO	NJMC KEEGAN LANDFILL
5/6/2009	NHZ020101666	N9036	45,180	WP-13	RCC/VENIERO	NJMC KEEGAN LANDFILL
5/6/2009	NHZ020101667	N9037	41,440	WP-13	RCC/VENIERO	NJMC KEEGAN LANDFILL
5/6/2009	NHZ020101668	N9038	41,920	WP-13	RCC/VENIERO	NJMC KEEGAN LANDFILL
5/6/2009	NHZ020101669	N9039	50,280	WP-13	RCC/VENIERO	NJMC KEEGAN LANDFILL
5/6/2009	NHZ020101670	N9040	43,320	WP-13	RCC/VENIERO	NJMC KEEGAN LANDFILL
5/7/2009	NHZ020101671	N9041	41,720	WP-13	RCC/VENIERO	NJMC KEEGAN LANDFILL
5/7/2009	NHZ020101672	N9042	42,740	WP-13	RCC/VENIERO	NJMC KEEGAN LANDFILL
5/7/2009	NHZ020101673	N9043	50,480	WP-13	RCC/VENIERO	NJMC KEEGAN LANDFILL
5/7/2009	NHZ020101674	N9044	51,060	WP-13	RCC/VENIERO	NJMC KEEGAN LANDFILL
5/7/2009	NHZ020101675	N9045	45,800	WP-13	RCC/VENIERO	NJMC KEEGAN LANDFILL
5/7/2009	NHZ020101676	N9046	41,500	WP-13	RCC/VENIERO	NJMC KEEGAN LANDFILL
5/7/2009	NHZ020101677	N9047	45,540	WP-13	RCC/VENIERO	NJMC KEEGAN LANDFILL
5/7/2009	NHZ020101678	N9048	51,100	WP-13	RCC/VENIERO	NJMC KEEGAN LANDFILL
5/7/2009	NHZ020101679	N9049	47,640	WP-13	RCC/VENIERO	NJMC KEEGAN LANDFILL
5/7/2009	NHZ020101680	N9050	43,700	WP-13	RCC/VENIERO	NJMC KEEGAN LANDFILL
5/7/2009	NHZ020101681	N9051	44,800	WP-13	RCC/VENIERO	NJMC KEEGAN LANDFILL
5/7/2009	NHZ020101682	N9052	51,100	WP-13	RCC/VENIERO	NJMC KEEGAN LANDFILL
5/7/2009	NHZ020101683	N9053	44,620	WP-13	RCC/VENIERO	NJMC KEEGAN LANDFILL
5/7/2009	NHZ020101684	N9054	42,600	WP-13	RCC/VENIERO	NJMC KEEGAN LANDFILL
5/7/2009	NHZ020101685	N9055	45,360	WP-13	RCC/VENIERO	NJMC KEEGAN LANDFILL
5/8/2009	NHZ020101686	N9056	46,200	WP-13	RCC/VENIERO	NJMC KEEGAN LANDFILL
5/8/2009	NHZ020101687	N9057	45,040	WP-13	RCC/VENIERO	NJMC KEEGAN LANDFILL
5/8/2009	NHZ020101688	N9058	44,400	WP-13	RCC/VENIERO	NJMC KEEGAN LANDFILL
5/8/2009	NHZ020101689	N9059	51,060	WP-13	RCC/VENIERO	NJMC KEEGAN LANDFILL
5/8/2009	NHZ020101690	N9060	47,040	WP-13	RCC/VENIERO	NJMC KEEGAN LANDFILL
5/8/2009	NHZ020101691	N9061	42,660	WP-13	RCC/VENIERO	NJMC KEEGAN LANDFILL
5/8/2009	NHZ020101692	N9062	45,160	WP-13	RCC/VENIERO	NJMC KEEGAN LANDFILL
5/8/2009	NHZ020101693	N9063	51,140	WP-13	RCC/VENIERO	NJMC KEEGAN LANDFILL
5/8/2009	NHZ020101694	N9064	47,020	WP-13	RCC/VENIERO	NJMC KEEGAN LANDFILL
5/8/2009	NHZ020101695	N9065	44,680	WP-13	RCC/VENIERO	NJMC KEEGAN LANDFILL
5/8/2009	NHZ020101696	N9066	43,980	WP-13	RCC/VENIERO	NJMC KEEGAN LANDFILL
5/8/2009	NHZ020101697	N9067	48,980	WP-13	RCC/VENIERO	NJMC KEEGAN LANDFILL
5/8/2009	NHZ020101698	N9068	50,040	WP-13	RCC/VENIERO	NJMC KEEGAN LANDFILL
5/8/2009	NHZ020101699	N9069	42,720	WP-13	RCC/VENIERO	NJMC KEEGAN LANDFILL
5/8/2009	NHZ020101700	N9070	51,540	WP-13	RCC/VENIERO	NJMC KEEGAN LANDFILL
5/8/2009	NHZ020101701	N9071	50,080	WP-13	RCC/VENIERO	NJMC KEEGAN LANDFILL
5/11/2009	NHZ020101702	N9072	49,580	WP-13	RCC/VENIERO	NJMC KEEGAN LANDFILL
5/11/2009	NHZ020101703	N9073	44,320	WP-13	RCC/VENIERO	NJMC KEEGAN LANDFILL
5/11/2009	NHZ020101704	N9074	41,960	WP-13	RCC/VENIERO	NJMC KEEGAN LANDFILL
5/11/2009	NHZ020101705	N9075	51,120	WP-13	RCC/VENIERO	NJMC KEEGAN LANDFILL
5/11/2009	NHZ020101706	N9076	42,560	WP-13	RCC/VENIERO	NJMC KEEGAN LANDFILL
5/11/2009	NHZ020101707	N9077	41,660	WP-13	RCC/VENIERO	NJMC KEEGAN LANDFILL
5/11/2009	NHZ020101708	N9078	44,000	WP-13	RCC/VENIERO	NJMC KEEGAN LANDFILL

HONEYWELL SA-7 NJMC NON-HAZARDOUS WASTE TRACKING (2009)						
Date Shipped	**State Manifest**	**Man. Doc #**	**Estimated Weight (lbs)**	**Material**	**Transporter**	**Destination**
5/11/2009	NHZ020101709	N9079	46,840	WP-13	RCC/VENIERO	NJMC KEEGAN LANDFILL
5/11/2009	NHZ020101710	N9080	46,000	WP-13	RCC/VENIERO	NJMC KEEGAN LANDFILL
5/11/2009	NHZ020101711	N9081	42,680	WP-13	RCC/VENIERO	NJMC KEEGAN LANDFILL
5/11/2009	NHZ020101712	N9082	46,060	WP-13	RCC/VENIERO	NJMC KEEGAN LANDFILL
5/11/2009	NHZ020101713	N9083	43,800	WP-13	RCC/VENIERO	NJMC KEEGAN LANDFILL
5/11/2009	NHZ020101714	N9084	42,180	WP-13	RCC/VENIERO	NJMC KEEGAN LANDFILL
5/12/2009	NHZ020101715	N9085	48,160	WP-13	RCC/VENIERO	NJMC KEEGAN LANDFILL
5/12/2009	NHZ020101716	N9086	41,880	WP-13	RCC/VENIERO	NJMC KEEGAN LANDFILL
5/12/2009	NHZ020101717	N9087	50,660	WP-13	RCC/VENIERO	NJMC KEEGAN LANDFILL
5/12/2009	NHZ020101718	N9088	46,360	WP-13	RCC/VENIERO	NJMC KEEGAN LANDFILL
5/12/2009	NHZ020101719	N9089	49,880	WP-13	RCC/VENIERO	NJMC KEEGAN LANDFILL
5/12/2009	NHZ020101720	N9090	45,320	WP-13	RCC/VENIERO	NJMC KEEGAN LANDFILL
5/12/2009	NHZ020101721	N9091	51,180	WP-13	RCC/VENIERO	NJMC KEEGAN LANDFILL
5/12/2009	NHZ020101722	N9092	44,420	WP-13	RCC/VENIERO	NJMC KEEGAN LANDFILL
5/12/2009	NHZ020101723	N9093	48,540	WP-13	RCC/VENIERO	NJMC KEEGAN LANDFILL
5/12/2009	NHZ020101724	N9094	43,540	WP-13	RCC/VENIERO	NJMC KEEGAN LANDFILL
5/12/2009	NHZ020101725	N9095	50,420	WP-13	RCC/VENIERO	NJMC KEEGAN LANDFILL
5/12/2009	NHZ020101726	N9096	48,060	WP-13	RCC/VENIERO	NJMC KEEGAN LANDFILL
5/13/2009	NHZ020101727	N9097	49,140	WP-13	RCC/VENIERO	NJMC KEEGAN LANDFILL
5/13/2009	NHZ020101728	N9098	50,700	WP-13	RCC/VENIERO	NJMC KEEGAN LANDFILL
5/13/2009	NHZ020101729	N9099	51,280	WP-13	RCC/VENIERO	NJMC KEEGAN LANDFILL
7/24/2009	NHZ020101730	N9100	46,220	WP-13	RCC/VENIERO	NJMC KEEGAN LANDFILL
7/24/2009	NHZ020101731	N9101	37,000	WP-13	RCC/VENIERO	NJMC KEEGAN LANDFILL
7/24/2009	NHZ020101732	N9102	37,740	WP-13	RCC/VENIERO	NJMC KEEGAN LANDFILL
7/24/2009	NHZ020101733	N9103	40,620	WP-13	RCC/VENIERO	NJMC KEEGAN LANDFILL
7/24/2009	NHZ020101734	N9104	42,000	WP-13	RCC/VENIERO	NJMC KEEGAN LANDFILL
7/24/2009	NHZ020101735	N9105	42,440	WP-13	RCC/VENIERO	NJMC KEEGAN LANDFILL
7/24/2009	NHZ020101736	N9106	39,760	WP-13	RCC/VENIERO	NJMC KEEGAN LANDFILL

2,349.35	**TONS (Site)**	**CUMULATIVE TOTAL:**	4,698,700

Honeywell

Appendix E-5: Non-Hazardous Manifest Log (all Recycle Asphalt/Concrete Removed from Site)

Honeywell

SA7 Asphalt Sampling Results for Recycling						
Sample ID	**Method Id**	**Date Collected**	**Parameter**	**Result**	**RL**	**Units**
115-WCASP-1A	6010B	8/9/2005	Chromium	95.2	0.63	mg/kg
115-WCASP-1A	7196A	8/9/2005	Chromium VI	3.1	2	mg/kg
115-WCASP-1B	6010B	8/9/2005	Chromium	89.3	0.62	mg/kg
115-WCASP-1B	7196A	8/9/2005	Chromium VI	3.5	2	mg/kg
115-WCASP-1C	6010B	8/9/2005	Chromium	177	0.62	mg/kg
115-WCASP-1C	7196A	8/9/2005	Chromium VI	2.2	2	mg/kg
115-WCASP-1D	6010B	8/9/2005	Chromium	38.3	0.61	mg/kg
115-WCASP-1D	7196A	8/9/2005	Chromium VI	U	2	mg/kg
115-WCASP-1E	6010B	8/9/2005	Chromium	130	0.62	mg/kg
115-WCASP-1E	7196A	8/9/2005	Chromium VI	U	2	mg/kg
115-WCASP-2A	6010B	8/9/2005	Chromium	86.6	0.63	mg/kg
115-WCASP-2A	7196A	8/9/2005	Chromium VI	U	2	mg/kg
115-WCASP-2B	6010B	8/9/2005	Chromium	84.9	0.63	mg/kg
115-WCASP-2B	7196A	8/9/2005	Chromium VI	U	2	mg/kg
115-WCASP-2C	6010B	8/9/2005	Chromium	72.5	0.63	mg/kg
115-WCASP-2C	7196A	8/9/2005	Chromium VI	2.2	2	mg/kg
115-WCASP-2D	6010B	8/9/2005	Chromium	66.7	0.63	mg/kg
115-WCASP-2D	7196A	8/9/2005	Chromium VI	U	2	mg/kg
115-WCASP-2E	6010B	8/9/2005	Chromium	185	0.63	mg/kg
115-WCASP-2E	7196A	8/9/2005	Chromium VI	2.6	2	mg/kg
115-WCASP-3A	6010B	8/9/2005	Chromium	129	0.62	mg/kg
115-WCASP-3A	7196A	8/9/2005	Chromium VI	U	2	mg/kg
115-WCASP-3B	6010B	8/9/2005	Chromium	65.4	0.63	mg/kg
115-WCASP-3B	7196A	8/9/2005	Chromium VI	3.1	2	mg/kg
115-WCASP-3C	6010B	8/9/2005	Chromium	53	0.62	mg/kg
115-WCASP-3C	7196A	8/9/2005	Chromium VI	U	2	mg/kg
115-WCASP-3D	6010B	8/9/2005	Chromium	161	0.63	mg/kg
115-WCASP-3D	7196A	8/9/2005	Chromium VI	2.7	2	mg/kg
115-WCASP-3E	6010B	8/9/2005	Chromium	79.4	0.63	mg/kg
115-WCASP-3E	7196A	8/9/2005	Chromium VI	3.2	2	mg/kg
115-WCASP-4A	6010B	8/9/2005	Chromium	26.7	0.64	mg/kg
115-WCASP-4A	7196A	8/9/2005	Chromium VI	2.8	2	mg/kg
115-WCASP-4B	6010B	8/9/2005	Chromium	151	0.65	mg/kg
115-WCASP-4B	7196A	8/9/2005	Chromium VI	4.5	2	mg/kg
115-WCASP-4C	6010B	8/9/2005	Chromium	109	0.63	mg/kg
115-WCASP-4C	7196A	8/9/2005	Chromium VI	U	2	mg/kg
115-WCASP-4D	6010B	8/9/2005	Chromium	100	0.63	mg/kg
115-WCASP-4D	7196A	8/9/2005	Chromium VI	U	2	mg/kg
115-WCASP-4E	6010B	8/9/2005	Chromium	412	0.64	mg/kg
115-WCASP-4E	7196A	8/9/2005	Chromium VI	3.7	2	mg/kg
115-WCASP-5A	6010B	8/9/2005	Chromium	88.7	0.63	mg/kg
115-WCASP-5A	7196A	8/9/2005	Chromium VI	2.9	2	mg/kg
115-WCASP-5B	6010B	8/9/2005	Chromium	85.5	0.63	mg/kg
115-WCASP-5B	7196A	8/9/2005	Chromium VI	2.2	2	mg/kg
115-WCASP-5C	6010B	8/9/2005	Chromium	175	0.63	mg/kg
115-WCASP-5C	7196A	8/9/2005	Chromium VI	U	2	mg/kg
115-WCASP-5D	6010B	8/9/2005	Chromium	69.5	0.63	mg/kg
115-WCASP-5D	7196A	8/9/2005	Chromium VI	U	2	mg/kg
115-WCASP-5E	6010B	8/9/2005	Chromium	85.9	0.63	mg/kg
115-WCASP-5E	7196A	8/9/2005	Chromium VI	U	2	mg/kg
115-WCASP-6A	6010B	8/9/2005	Chromium	190	0.63	mg/kg
115-WCASP-6A	7196A	8/9/2005	Chromium VI	6.4	2	mg/kg
115-WCASP-6B	6010B	8/9/2005	Chromium	54.6	0.63	mg/kg
115-WCASP-6B	7196A	8/9/2005	Chromium VI	11.5	2	mg/kg
115-WCASP-6C	6010B	8/9/2005	Chromium	91.2	0.63	mg/kg
115-WCASP-6C	7196A	8/9/2005	Chromium VI	2.7	2	mg/kg
115-WCASP-6D	6010B	8/9/2005	Chromium	106	0.63	mg/kg
115-WCASP-6D	7196A	8/9/2005	Chromium VI	2.7	2	mg/kg
115-WCASP-6E	6010B	8/9/2005	Chromium	112	0.64	mg/kg
115-WCASP-6E	7196A	8/9/2005	Chromium VI	U	2	mg/kg
115-WCASP-7A	6010B	8/9/2005	Chromium	94.3	0.63	mg/kg
115-WCASP-7A	7196A	8/9/2005	Chromium VI	3.1	2	mg/kg
115-WCASP-7B	6010B	8/9/2005	Chromium	75.6	0.62	mg/kg
115-WCASP-7B	7196A	8/9/2005	Chromium VI	3.1	2	mg/kg
115-WCASP-7C	6010B	8/9/2005	Chromium	78.5	0.63	mg/kg
115-WCASP-7C	7196A	8/9/2005	Chromium VI	2.8	2	mg/kg
115-WCASP-7D	6010B	8/9/2005	Chromium	105	0.63	mg/kg
115-WCASP-7D	7196A	8/9/2005	Chromium VI	3.2	2	mg/kg
115-WCASP-7E	6010B	8/9/2005	Chromium	72.5	0.63	mg/kg
115-WCASP-7E	7196A	8/9/2005	Chromium VI	U	2	mg/kg
115-WCASP-8A	6010B	8/9/2005	Chromium	81	0.62	mg/kg
115-WCASP-8A	7196A	8/9/2005	Chromium VI	2.7	2	mg/kg
115-WCASP-8B	6010B	8/9/2005	Chromium	950	0.64	mg/kg
115-WCASP-8B	7196A	8/9/2005	Chromium VI	2.7	2	mg/kg
115-WCASP-8C	6010B	8/9/2005	Chromium	61.2	0.63	mg/kg
115-WCASP-8C	7196A	8/9/2005	Chromium VI	2.2	2	mg/kg
115-WCASP-8D	6010B	8/9/2005	Chromium	110	0.63	mg/kg
115-WCASP-8D	7196A	8/9/2005	Chromium VI	2.8	2	mg/kg
115-WCASP-8E	6010B	8/9/2005	Chromium	191	0.62	mg/kg

Honeywell

SA7 Asphalt Sampling Results for Recycling						
Sample ID	**Method Id**	**Date Collected**	**Parameter**	**Result**	**RL**	**Units**
115-WCASP-8E	7196A	8/9/2005	Chromium VI	3.1	2	mg/kg
115-WCASP-9A	6010B	8/9/2005	Chromium	116	0.64	mg/kg
115-WCASP-9A	7196A	8/9/2005	Chromium VI	3.4	2	mg/kg
115-WCASP-9B	6010B	8/9/2005	Chromium	158	0.62	mg/kg
115-WCASP-9B	7196A	8/9/2005	Chromium VI	4.5	2	mg/kg
115-WCASP-9C	6010B	8/9/2005	Chromium	101	0.63	mg/kg
115-WCASP-9C	7196A	8/9/2005	Chromium VI	2.4	2	mg/kg
115-WCASP-9D	6010B	8/9/2005	Chromium	106	0.62	mg/kg
115-WCASP-9D	7196A	8/9/2005	Chromium VI	3.4	2	mg/kg
115-WCASP-9E	6010B	8/9/2005	Chromium	104	0.63	mg/kg
115-WCASP-9E	7196A	8/9/2005	Chromium VI	3.4	2	mg/kg
115-WC-SPASP	6010B	3/29/2007	Total Chromium	319	0.32	mg/kg
115-WC-SPASP	6010B	3/29/2007	TCLP Chromium	0.05	0.015	mg/l
115-WC-SPASP	7196A	3/29/2007	Chromium VI	2.1	2	mg/kg
115-WC-WP11ASP	6010B	3/29/2007	Total Chromium	25.2	0.32	mg/kg
115-WC-WP11ASP	6010B	3/29/2007	TCLP Chromium	0.06	0.015	mg/l
115-WC-WP11ASP	7196A	3/29/2007	Chromium VI	3.7	2	mg/kg
115-WC-WP12-AST1	6010B	1/30/2008	Total Chromium	69.8	0.56	mg/kg
115-WC-WP12-AST1	6010B	1/30/2008	TCLP Chromium	0.09	0.015	mg/l
115-WC-WP12-AST1	7196A	1/30/2008	Chromium VI	U	2.02	mg/kg
115-WC-WP12-AST2	6010B	1/30/2008	Total Chromium	13.5	0.58	mg/kg
115-WC-WP12-AST2	6010B	1/30/2008	TCLP Chromium	0.06	0.015	B
115-WC-WP12-AST2	7196A	1/30/2008	Chromium VI	U	2.06	mg/kg
115-WC-WP12-AST3	6010B	1/30/2008	Total Chromium	11.5	0.57	mg/kg
115-WC-WP12-AST3	6010B	1/30/2008	TCLP Chromium	U	0.015	mg/l
115-WC-WP12-AST3	7196A	1/30/2008	Chromium VI	U	2.03	mg/kg
115-WC-WP12-AST4	6010B	1/30/2008	Total Chromium	28.8	0.57	mg/kg
115-WC-WP12-AST4	6010B	1/30/2008	TCLP Chromium	0.09	0.015	mg/l
115-WC-WP12-AST4	7196A	1/30/2008	Chromium VI	U	2.05	mg/kg
115-WC-WP12-AST5	6010B	1/30/2008	Total Chromium	19.5	0.58	mg/kg
115-WC-WP12-AST5	6010B	1/30/2008	TCLP Chromium	0.02	0.015	mg/l
115-WC-WP12-AST5	7196A	1/30/2008	Chromium VI	U	2.06	mg/kg
115-WC-TWLB-ASP1	6010B	8/27/2009	Total Chromium	11.7	1	mg/kg
115-WC-TWLB-ASP1	6010B	8/27/2009	TCLP Chromium	<0.010	0.01	mg/l
115-WC-TWLB-ASP1	7196A	8/27/2009	Chromium VI	<1.0	1	mg/kg
115-WC-TWLB-ASP2	6010B	8/27/2009	Total Chromium	17	1	mg/kg
115-WC-TWLB-ASP2	6010B	8/27/2009	TCLP Chromium	<0.010	0.01	mg/l
115-WC-TWLB-ASP2	7196A	8/27/2009	Chromium VI	<1.0	1	mg/kg

Table Notes:
NR - Not Analyzed

U - The compound was not detected at the indicated Method of Detection Limit (MDL)

J - Mass spectral data indicates the presence of a compound that meets the identification criteria. The results is less than the specified quantitation limit but greater than or equal to the method of detection limit. The concentration given is an approximate value.

B - Reported value is less than the practical Quantitation Limit but greater than or equal to the Instrument Detection Limit.

RCRA TCLP Chromium is limit 5 mg/l

Honeywell

Appendix E-6: Non-Hazardous Copies of Submitted Documentation to NJMC

02/27/06	Non-Hazardous Documentation to NJMC
03/20/06	Non-Hazardous Documentation to NJMC
03/31/06	Non-Hazardous Documentation to NJMC
04/17/06	Non-Hazardous Documentation to NJMC
05/19/06	Non-Hazardous Documentation to NJMC
07/17/06	Non-Hazardous Documentation to NJMC
08/16/06	Non-Hazardous Documentation to NJMC
08/17/06	Non-Hazardous Documentation to NJMC
11/20/06	Non-Hazardous Documentation to NJMC
02/20/08	Non-Hazardous Documentation to NJMC
06/16/08	Non-Hazardous Documentation to NJMC

WASTE MANAGEMENT

(WP-12)

GENERATOR'S WASTE PROFILE SHEET

PLEASE PRINT IN INK OR TYPE

Service Agreeement on File? ☐ Yes ☐ No Profile Number: WMI [ ]
Renewal Date: _____

A. Waste Generator Information

1. Generator Name: HONEYWELL INTERNATIONAL
2. SIC Code: N/A
3. Facility Street Address: 441- ROUTE 440
4. Phone: 973-455-2175
5. Facility City: JERSEY CITY
6. State/Province: NEW JERSEY
7. Zip/Postal Code: 07305
8. Generator USEPA/Federal ID #: NJD986581437
9. County: HUDSON
10. State/Province ID #: NEW JERSEY
11. Customer Name: HONEYWELL INTERNATIONAL
12. Customer Phone: 973-455-2175
13. Customer Contact: WILLIAM J. HAGUE
14. Customer Fax: 973-455-2315

B. Waste Stream Information

1. Name of Waste: ID-27 NON HAZARDOUS SOIL
2. State Waste Code: N/A
3. Process Generating Waste: EXCAVATING IMPORTED FILL MATERIAL THAT WAS UTILIZED FOR A WORK PLATFORM FORM FOR HEAVY CONSTRUCTION EQUIPMENT.
4. Estimated Annual Volume: 6,500 ☒ Tons ☐ Yards ☐ Other (specify) _____
5. Personal Protective Equipment Requirements GLOVES DUST MASK.
6. Transporter/Transfer Station RCC CONTRACTING / VALERO.
7. Is this a US Department of Transportation (USDOT) Hazardous Material? (If no, skip 8, 9 & 10) ☐ Yes ☒ No
8. Reportable Quantity (lbs.;kgs.): _____
9. Hazardous Class/ID #: _____
10. USDOT Shipping Name: _____

☒ Check if additional information is attached. Indicate the number of attached pages: ____

C. Generator's Certification (Please check appropriate responses, sign, and date below.)

1. Is the waste represented by this waste profile sheet a "Hazardous Waste," as defined by USEPA, Canadian, Mexican and/or state/province regulation, in the location where generated or ultimately managed? ☐ Yes ☒ No
2. Does the waste represented by this waste profile sheet contain regulated radioactive material or regulated concentrations of Polychlorinated Biphenyls (PCBs)? ☐ Yes ☒ No
3. Does this waste profile sheet and all attachments contain true and accurate descriptions of the waste material? ☒ Yes ☐ No
4. Has all relevant information within the possession of the Generator regarding known or suspected hazards pertaining to the waste been disclosed to the Contractor? ☒ Yes ☐ No
5. Is the analytical data attached hereto derived from testing a representative sample in accordance with 40 CFR 261.20 (c) or equivalent rules? ☐ N/A ☒ Yes ☐ No
6. Will all changes that occur in the character of the waste be identified by the Generator and disclosed to the Contractor prior to providing the waste to the Contractor? ☒ Yes ☐ No

Certification Signature & Date [signature] 2/20/2008 Title: CONSTRUCTION DIRECTOR

Name (Type or Print): WILLIAM J. HAGUE Customer Name: HONEYWELL INTERNATIONAL

D. WMI Management's Decision

1. Management Method: ☐ Landfill ☐ Solidify ☐ Bioremediation ☐ Other (specify) _____
2. Proposed Ultimate Management Facility: _____
3. Hours of Acceptence: _____ ☐ N/A
4. Supplemental Information: _____
5. Precautions, Special Handling Procedures, or Limitations on Approval: _____

Special Waste Decision: ☐ Approved ☐ Disapproved

Salesperson's Signature: _____ Date: _____

Division Approval Signature (Optional): _____ Date: _____

Special Waste Approvals Person Signature _____ Date: _____

60 Kellogg Street,
Jersey City NJ07305
Phone: 201-395-0573
Fax: 201-395-0578

Construction Management Team
Study Area 7

FEBRUARY 25, 2008

NJMC
1 DE KORTE PARK PLAZA
LYNDHURST, NJ 07071
ATTENTION: MR. CHRIS DOUR

SUBJECT: 6,500 TONS OF NON HAZARDOUS SOIL LOCATED AT HONEYWELL (SA-7) FACILITY, 441 ROUTE 440, JERSEY CITY, NJ.

DEAR MR. DOUR,

Enclosed is a submittal for a total 6,500 tons of non-hazardous ID-27 soil that is being proposed to NJMC for disposal. This submittal is for excavated work platform material, which is designated as WP-12. This material will be generated from the removal of a work platform that was constructed of imported backfill, which was utilized for heavy construction equipment stability during site construction activities. The following items that are require as part of the NJMC approval process for direct landfill to 1-E landfill are enclosed for your review;

- Waste Management Profile for WP-12
- Copy of the certified analytical report prepared by Test America.
- Spreadsheet data result.
- Sampling Plan for WP-12
- Sampling Diagram (Figure 1)
- Generators Indemnification and ID-27 Certification letter.

If you should have any question or comments, please do not hesitate to contact me at 201-395-0573 or 609-915-7388.

SINCERELY

DINO CICCONE
SA-7 WASTE MANAGER

CC:
WILLIAM HAGUE (HONEYWELL)
HELEN FAHEY (HONEYWELL)
SA-7 SITE FILE NO: 31.1

Honeywell
P.O. Box 1057
Morristown, NJ 07962-1057

ID 27 CERTIFICATION LETTER (WP12)

DATE OF DISPOSAL:_____

CHRISTOPHER L. DOUR, P.E., P.P.
NJ MEADOWLANDS COMMISSION
ERIE LANDFILL
ONE DEKORTE PARK PLAZA
LYNDHURST, NEW JERSEY 07071

RE: NJMC 1-E LANDFILL
ID 27 WASTE DISPOSAL

DEAR MR. DOUR:

This letter is to certify that (_____) Vehicle ID (_____)
Insert Hauler's Name NJDEP Decal #
scheduled for delivery today from **Honeywell International, 441 Route 440 Jersey City New Jersey 07305** includes the following materials **ID-27 Non Hazardous Soil**.

We certify that this load contains no RCRA defined hazardous wastes or toxic materials based on representative analytical information and/or MSDS sheets submitted to the Commission. All bags, steel, poly and/or glass containers meet or exceed the RCRA definition for "empty" under RCRA 40 CFR Part 261.7, and all containers are crushed.

MSDS sheets and/or analytical information are on file with the NJ Meadowlands Commission and Waste Management for this material, which certifies that the material is non-hazardous. **Only the materials listed above are contained in this load.**

If you have any further questions regarding these materials or this information, please contact

William J. Hague @ **973-455-2175**
Company Representative telephone number

I understand that should the material contained in the load differ from what is stated above, the load will be rejected, and any costs incurred for reloading the waste will be paid for by

HONEYWELL INTERNATIONAL

SINCERELY,

NAME: _____

TITLE: Construction Director

Honeywell
P.O. Box 1057
Morristown, NJ 07962-1057

INDEMNIFICATION
(WP-12)

Date: **February 20, 2008**

Honeywell International warrants that each load delivered to the NJMC 1-E Landfill include only **ID-27 Non Hazardous Soil**. Information on all these wastes has been provided to the NJMC and these wastes are non-hazardous as defined by the New Jersey Department of Environmental Protection under NJAC 7:26-2.13(g)(1)vii. These wastes are generated at **Honeywell International, 441 Route 440 Jersey City New Jersey 07305.**

Honeywell International further agrees to indemnify the New Jersey Meadowlands Commission and the 1-E Landfill operator against any and all claims, losses, or damages caused in whole or in part by breach of this warranty. **Honeywell International** understands that should the Commission or the landfill operator's personnel deem any or all of this material unacceptable at any time it will be rejected.

CERTIFICATION SIGNATURE: _____ TITLE: **Construction Director**

NAME (PRINT): **William J. Hague** COMPANY NAME: **Honeywell International**

WASTE CLASSIFICATION PROTOCOL

For

IN-SITU WORK PLATFORM MATERIAL

WP-12

LOCATED AT THE
SA-7 FACILITY
441 ROUTE 440
JERSEY CITY, NEW JERSEY

PREPARED BY:

SA-7 Construction Management Team
60 KELLOGG STREET
JERSEY CITY, NJ 07307
DINO CICCONE

DATE: January 14, 2008
File No: Sampling and Analysis 31.3

1.0 PURPOSE

The purpose of this document is to establish in-situ characterization of soil prior to being excavated. In-situ sampling will allow for direct load-out and unnecessary double handling of material or stockpile management. The material that will be sampled is known as the work platform material, located at the SA-7 facility in Jersey City, New Jersey. The work platform was constructed of imported backfill and excess SCB material from the barrier wall construction activities. The material was placed on top of existing asphalt in order to make a level working platform for heavy construction equipment stability during site construction activities. The area to have in-situ sampling completed is the North work platform designated as WP-12. This sampling protocol is to determine if the Work Platform material is acceptable for direct landfill to NJMC. The soil will be analyzed for New Jersey Department of Environmental Protection (DEP) ID27 parameters. This includes Toxicity Characteristic Leaching Procedure (TCLP) tests for metals and full organics, RCRA characteristics (ignitability, corrosivity, and reactivity), PCB's, and Total Petroleum Hydrocarbon's (TPH), as well as Herbicides/Pesticides. Additionally total chromium and hexavalent chromium will be performed on the samples.

The results will be compared to RCRA hazardous limit outlined in N.J.A.C 7:26-8.12 Table 1.This sampling protocol will be used by Honeywell to classify the Work Platform material as hazardous or non-hazardous.

2.0 SAMPLE COLLECTION

The key to characterizing the North Work Platform material is to determine the appropriate number of representative samples to be collected. The sampling areas should be field measure and a volume should be calculated. The New Jersey Department of Environmental Protection (NJDEP) has established a protocol for obtaining representative samples in support of obtaining a letter of classification. Appendix 1 of the NJDEP August 2001 "Waste Classification Request Form and Instructions" manual was used as a reference to develop this protocol. It should be noted that the NJDEP manual is based on Chapter 7 of EPA's guidance document 230/02-89-042, "Methods for Evaluating the Attainment of Cleanup Standards, Volume 1: Soils and Solid Media". Therefore, the NJDEP manual provides an appropriate reference in the development of this sampling

protocol. The following definitions have been established for this document:

"Grid": *a unit of waste designated for sampling, the boundary of which extends to three dimensions.*

"Grid Composite": *a sample obtained by compositing the required number of samples from a grid on an equal weight basis.*

"Area Composite": *a sample obtained by compositing two or more "grid composites", on an equal weight basis at the laboratory, resulting in a sample representing multiple grids.*

NORTH WORK PLATFORM WP-12

1. Calculated Volume: *4,600 cubic yards*
2. Divide the area into 45 grids (grid volumes are 102 cubic yards per grid). See Figure 1 for area and grid layouts.
3. Collect a "grid composite" of 1 discrete sample at random for each 20 cubic yards within the grid for each 45 grids[1].
4. Submit all 45 samples to Seven Trent Laboratory (See **Section 3.0**).

The NJDEP allows the compositing of up to five adjacent homogeneous "grid composite" samples by the laboratory to create an "area composite". The compositing of the "grid composite" into the "area composite" will only be completed after the initial request of TCLP chrome analysis are completed on all 45 "grid composites". Due to the additional level of uncertainty and to have the ability to segregate grids (if necessary) within an effective period of time, "area composites" are not recommended until after the TCLP chrome results are received , for the purposes of this document.

3.0 SAMPLE ANALYSIS, PRESERVATION AND HANDLING

Sample collection, preservation and handling must be performed in accordance with the latest edition of "New Jersey Department of Environmental Protection, Field Procedure Manual (August 2005).

All 45 "grid composite" samples for WP-12 will be analyzed for TCLP Chrome. Once the

1 All discrete samples within a grid composite will be homogenized prior to being sent out to the laboratory.

results are received and reviewed then "area composites" for WP-12 will be created at the laboratory for the following additional parameters.

- TCLP metals and Full Organics
- RCRA Characteristics (Ignitability, Corrosivity and Reactivity)
- PCB's, Herbicides and Pesticides
- Total Petroleum Hydrocarbon's

4.0 SHIPPING AND HANDLING

The 45 samples will be shipped from the SA-7 facility in Jersey City, New Jersey to the STL in Edison, New Jersey via STL carrier. All samples are to maintain a 4 degree Celsius temperature during collection and transportation.

5.0 DECONTAMINATION PROCEDURES

All sampling equipment will be decontaminated after each sample collection. The sampling equipment will be decontaminated using the following procedures:

- Scrub in non-phosphate soap solution
- Deionized (DI) water rinse
- 10% Nitric Acid rinse (for inorganics)
- City water rinse
- DI rinse

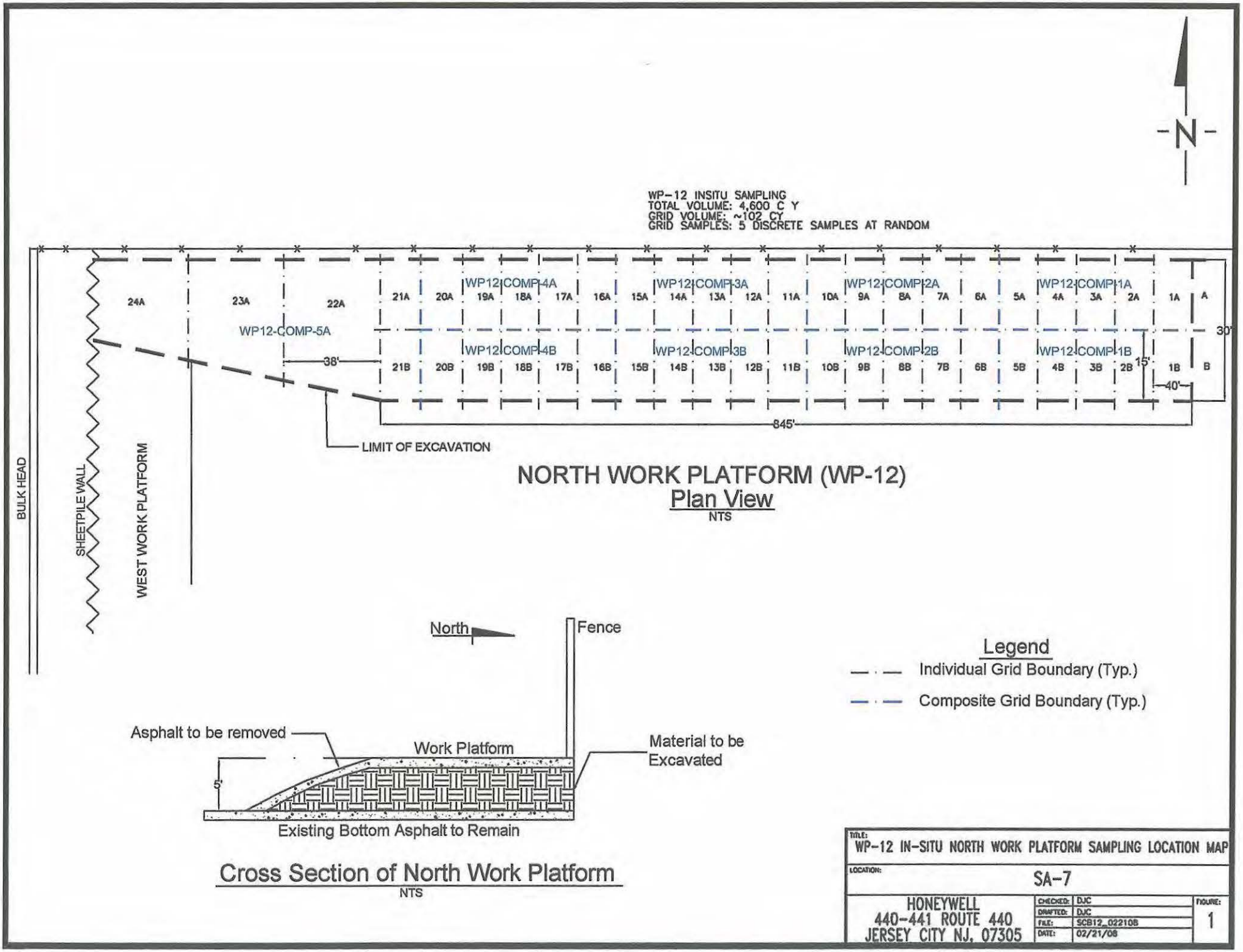

NORTH WORK PLATFORM (WP-12)
Plan View
NTS

Cross Section of North Work Platform
NTS

Legend

— · — Individual Grid Boundary (Typ.)

— · — Composite Grid Boundary (Typ.)

TITLE:	WP-12 IN-SITU NORTH WORK PLATFORM SAMPLING LOCATION MAP
LOCATION:	SA-7
HONEYWELL 440-441 ROUTE 440 JERSEY CITY NJ, 07305	CHECKED: DJC DRAFTED: DJC FILE: SCB12_022108 DATE: 02/21/08
FIGURE:	1

WP-12 INSITU WORK PLATFORM SAMPLING

TCLP Chromium Result List

Sample ID	Method Id	Date Collected	Result	RL		Qual	Units
115-WC-WP12-1A	6010B	1/28/2008		0.015		U	mg/l
115-WC-WP12-2A	6010B	1/28/2008	0.09	0.015		B	mg/l
115-WC-WP12-3A	6010B	1/28/2008	0.07	0.015		B	mg/l
115-WC-WP12-4A	6010B	1/28/2008	0.45	0.015			mg/l
115-WC-WP12-5A	6010B	1/28/2008	0.09	0.015		B	mg/l
115-WC-WP12-6A	6010B	1/28/2008	0.18	0.015		B	mg/l
115-WC-WP12-7A	6010B	1/28/2008	0.17	0.015		B	mg/l
115-WC-WP12-8A	6010B	1/28/2008	0.32	0.015			mg/l
115-WC-WP12-9A	6010B	1/28/2008	0.43	0.015			mg/l
115-WC-WP12-10A	6010B	1/28/2008	0.25	0.015		B	mg/l
115-WC-WP12-11A	6010B	1/29/2008	0.78	0.014			mg/l
115-WC-WP12-12A	6010B	1/29/2008	0.43	0.014			mg/l
115-WC-WP12-13A	6010B	1/29/2008	0.22	0.014		B	mg/l
115-WC-WP12-14A	6010B	1/29/2008	0.20	0.014		B	mg/l
115-WC-WP12-15A	6010B	1/29/2008	0.42	0.014			mg/l
115-WC-WP12-16A	6010B	1/29/2008	0.56	0.014			mg/l
115-WC-WP12-17A	6010B	1/29/2008	0.43	0.014			mg/l
115-WC-WP12-18A	6010B	1/29/2008	0.26	0.014			mg/l
115-WC-WP12-19A	6010B	1/29/2008	0.04	0.014		B	mg/l
115-WC-WP12-20A	6010B	1/29/2008	0.09	0.014		B	mg/l
115-WC-WP12-21A	6010B	1/29/2008		0.014		U	mg/l
115-WC-WP12-22A	6010B	1/29/2008		0.014		U	mg/l
115-WC-WP12-23A	6010B	1/29/2008	0.05	0.014		B	mg/l
115-WC-WP12-24A	6010B	1/30/2008	0.02	0.015		B	mg/l
115-WC-WP12-1B	6010B	2/1/2008	0.50	0.015			mg/l
115-WC-WP12-2B	6010B	2/1/2008	0.09	0.015		B	mg/l
115-WC-WP12-3B	6010B	2/1/2008	0.19	0.015		B	mg/l
115-WC-WP12-4B	6010B	2/1/2008	0.56	0.015			mg/l
115-WC-WP12-5B	6010B	2/1/2008	0.45	0.015			mg/l
115-WC-WP12-6B	6010B	2/1/2008	0.38	0.015			mg/l
115-WC-WP12-7B	6010B	2/1/2008	0.23	0.015		B	mg/l
115-WC-WP12-8B	6010B	1/31/2008	0.43	0.015			mg/l
115-WC-WP12-9B	6010B	1/31/2008	0.89	0.015			mg/l
115-WC-WP12-10B	6010B	1/31/2008	0.89	0.015			mg/l
115-WC-WP12-11B	6010B	1/31/2008	0.75	0.015			mg/l
115-WC-WP12-12B	6010B	1/31/2008	0.40	0.015			mg/l
115-WC-WP12-13B	6010B	1/31/2008	0.78	0.015			mg/l
115-WC-WP12-14B	6010B	1/31/2008	0.87	0.015			mg/l
115-WC-WP12-15B	6010B	1/31/2008	0.54	0.015			mg/l
115-WC-WP12-16B	6010B	1/31/2008	0.28	0.015			mg/l
115-WC-WP12-17B	6010B	1/31/2008	0.07	0.015		B	mg/l
115-WC-WP12-18B	6010B	1/31/2008	0.11	0.015		B	mg/l
115-WC-WP12-19B	6010B	1/31/2008	0.46	0.015			mg/l
115-WC-WP12-20B	6010B	1/30/2008	0.09	0.015		B	mg/l
115-WC-WP12-21B	6010B	1/30/2008	0.05	0.015		B	mg/l

Table Notes:

B - Reported value is less than the practical Quantitation Limit but greater than or equal to the Instrument Detection Limit.

U - The compound was not detected at the indicated concentration.

WP-12 INSITU SAMPLING

WASTE CHARACTERIZATION RESULT LIST

Sample ID	Method Id	Date Collected	Parameter	Result		RL	Units
SAMPLE ID: WP12-COMP-1A							
WP12-Comp-1A	1020A	1/28/2008	Ignitability	>160	0		deg F
WP12-Comp-1A	6010B	1/28/2008	Chromium	883	0.67		mg/kg
WP12-Comp-1A	6010B	1/28/2008	Silver		0.006	U	mg/l
WP12-Comp-1A	6010B	1/28/2008	Arsenic		0.023	U	mg/l
WP12-Comp-1A	6010B	1/28/2008	Barium	0.35	0.0065	B	mg/l
WP12-Comp-1A	6010B	1/28/2008	Cadmium		0.0025	U	mg/l
WP12-Comp-1A	6010B	1/28/2008	Lead		0.011	U	mg/l
WP12-Comp-1A	6010B	1/28/2008	Selenium		0.024	U	mg/l
WP12-Comp-1A	7196A	1/28/2008	Chromium VI	19.3	2.4		mg/kg
WP12-Comp-1A	7470A	1/28/2008	Mercury		0.0001	U	mg/l
WP12-Comp-1A	8081A	1/28/2008	gamma-BHC (Lindane)		0.0005	U	mg/l
WP12-Comp-1A	8081A	1/28/2008	Chlordane		0.005	U	mg/l
WP12-Comp-1A	8081A	1/28/2008	Endrin		0.0005	U	mg/l
WP12-Comp-1A	8081A	1/28/2008	Heptachlor		0.0005	U	mg/l
WP12-Comp-1A	8081A	1/28/2008	Heptachlor epoxide		0.0005	U	mg/l
WP12-Comp-1A	8081A	1/28/2008	Methoxychlor		0.0005	U	mg/l
WP12-Comp-1A	8081A	1/28/2008	Toxaphene		0.005	U	mg/l
WP12-Comp-1A	8082	1/28/2008	Aroclor-1016		80	U	ug/kg
WP12-Comp-1A	8082	1/28/2008	Aroclor-1221		80	U	ug/kg
WP12-Comp-1A	8082	1/28/2008	Aroclor-1232		80	U	ug/kg
WP12-Comp-1A	8082	1/28/2008	Aroclor-1242		80	U	ug/kg
WP12-Comp-1A	8082	1/28/2008	Aroclor-1248		80	U	ug/kg
WP12-Comp-1A	8082	1/28/2008	Aroclor-1254		80	U	ug/kg
WP12-Comp-1A	8082	1/28/2008	Aroclor-1260		80	U	ug/kg
WP12-Comp-1A	8082	1/28/2008	Aroclor-1262		80	U	ug/kg
WP12-Comp-1A	8082	1/28/2008	Aroclor-1268		80	U	ug/kg
WP12-Comp-1A	8151A	1/28/2008	2,4-D		0.08	U	mg/l
WP12-Comp-1A	8151A	1/28/2008	2,4,5-TP (Silvex)		0.08	U	mg/l
WP12-Comp-1A	8260B	1/28/2008	Vinyl Chloride		0.05	U	mg/l
WP12-Comp-1A	8260B	1/28/2008	1,1-Dichloroethene		0.02	U	mg/l
WP12-Comp-1A	8260B	1/28/2008	Chloroform		0.05	U	mg/l
WP12-Comp-1A	8260B	1/28/2008	1,2-Dichloroethane		0.02	U	mg/l
WP12-Comp-1A	8260B	1/28/2008	Methyl Ethyl Ketone		0.05	U	mg/l
WP12-Comp-1A	8260B	1/28/2008	Carbon Tetrachloride		0.02	U	mg/l
WP12-Comp-1A	8260B	1/28/2008	Trichloroethene		0.01	U	mg/l
WP12-Comp-1A	8260B	1/28/2008	Benzene		0.01	U	mg/l
WP12-Comp-1A	8260B	1/28/2008	Tetrachloroethene		0.01	U	mg/l
WP12-Comp-1A	8260B	1/28/2008	Chlorobenzene		0.05	U	mg/l
WP12-Comp-1A	8270C	1/28/2008	o-Cresol		0.04	U	mg/l
WP12-Comp-1A	8270C	1/28/2008	m&p-Cresol		0.04	U	mg/l
WP12-Comp-1A	8270C	1/28/2008	2,4,6-Trichlorophenol		0.04	U	mg/l
WP12-Comp-1A	8270C	1/28/2008	2,4,5-Trichlorophenol		0.04	U	mg/l
WP12-Comp-1A	8270C	1/28/2008	Pentachlorophenol		0.12	U	mg/l
WP12-Comp-1A	8270C	1/28/2008	1,4-Dichlorobenzene		0.04	U	mg/l
WP12-Comp-1A	8270C	1/28/2008	Hexachloroethane		0.004	U	mg/l
WP12-Comp-1A	8270C	1/28/2008	Nitrobenzene		0.004	U	mg/l
WP12-Comp-1A	8270C	1/28/2008	Hexachlorobutadiene		0.008	U	mg/l
WP12-Comp-1A	8270C	1/28/2008	2,4-Dinitrotoluene		0.008	U	mg/l
WP12-Comp-1A	8270C	1/28/2008	Hexachlorobenzene		0.004	U	mg/l
WP12-Comp-1A	8270C	1/28/2008	Pyridine		0.04	U	mg/l
WP12-Comp-1A	9040B	1/28/2008	Corrosivity	9.88	0		std units
WP12-Comp-1A	DRO	1/28/2008	Total TPHC (DRO)	22.7	8		mg/Kg
WP12-Comp-1A	VOL1C 7.3.3	1/28/2008	Reactive Cyanide		25	U	mg/kg
WP12-Comp-1A	VOL1C 7.3.4	1/28/2008	Reactive Sulfide		20	U	mg/kg

Sample ID	Method Id	Date Collected	Parameter	Result		RL	Units
SAMPLE ID: WP12-COMP-2A							
WP12-Comp-2A	1020A	1/28/2008	Ignitability	>160	0		deg F
WP12-Comp-2A	6010B	1/28/2008	Chromium	466	0.75		mg/kg
WP12-Comp-2A	6010B	1/28/2008	Silver		0.006	U	mg/l
WP12-Comp-2A	6010B	1/28/2008	Arsenic		0.023	U	mg/l
WP12-Comp-2A	6010B	1/28/2008	Barium	0.07	0.0065	B	mg/l
WP12-Comp-2A	6010B	1/28/2008	Cadmium		0.0025	U	mg/l
WP12-Comp-2A	6010B	1/28/2008	Lead		0.011	U	mg/l
WP12-Comp-2A	6010B	1/28/2008	Selenium		0.024	U	mg/l
WP12-Comp-2A	7196A	1/28/2008	Chromium VI	24.8	2.66		mg/kg
WP12-Comp-2A	7470A	1/28/2008	Mercury		0.0001	U	mg/l
WP12-Comp-2A	8081A	1/28/2008	gamma-BHC (Lindane)		0.0005	U	mg/l
WP12-Comp-2A	8081A	1/28/2008	Chlordane		0.005	U	mg/l
WP12-Comp-2A	8081A	1/28/2008	Endrin		0.0005	U	mg/l
WP12-Comp-2A	8081A	1/28/2008	Heptachlor		0.0005	U	mg/l
WP12-Comp-2A	8081A	1/28/2008	Heptachlor epoxide		0.0005	U	mg/l
WP12-Comp-2A	8081A	1/28/2008	Methoxychlor		0.0005	U	mg/l
WP12-Comp-2A	8081A	1/28/2008	Toxaphene		0.005	U	mg/l
WP12-Comp-2A	8082	1/28/2008	Aroclor-1016		89	U	ug/kg
WP12-Comp-2A	8082	1/28/2008	Aroclor-1221		89	U	ug/kg
WP12-Comp-2A	8082	1/28/2008	Aroclor-1232		89	U	ug/kg
WP12-Comp-2A	8082	1/28/2008	Aroclor-1242		89	U	ug/kg
WP12-Comp-2A	8082	1/28/2008	Aroclor-1248		89	U	ug/kg
WP12-Comp-2A	8082	1/28/2008	Aroclor-1254		89	U	ug/kg
WP12-Comp-2A	8082	1/28/2008	Aroclor-1260		89	U	ug/kg
WP12-Comp-2A	8082	1/28/2008	Aroclor-1262		89	U	ug/kg
WP12-Comp-2A	8082	1/28/2008	Aroclor-1268		89	U	ug/kg
WP12-Comp-2A	8151A	1/28/2008	2,4-D		0.08	U	mg/l
WP12-Comp-2A	8151A	1/28/2008	2,4,5-TP (Silvex)		0.08	U	mg/l
WP12-Comp-2A	8260B	1/28/2008	Vinyl Chloride		0.05	U	mg/l
WP12-Comp-2A	8260B	1/28/2008	1,1-Dichloroethene		0.02	U	mg/l
WP12-Comp-2A	8260B	1/28/2008	Chloroform		0.05	U	mg/l
WP12-Comp-2A	8260B	1/28/2008	1,2-Dichloroethane		0.02	U	mg/l
WP12-Comp-2A	8260B	1/28/2008	Methyl Ethyl Ketone		0.05	U	mg/l
WP12-Comp-2A	8260B	1/28/2008	Carbon Tetrachloride		0.02	U	mg/l
WP12-Comp-2A	8260B	1/28/2008	Trichloroethene		0.01	U	mg/l
WP12-Comp-2A	8260B	1/28/2008	Benzene		0.01	U	mg/l
WP12-Comp-2A	8260B	1/28/2008	Tetrachloroethene		0.01	U	mg/l
WP12-Comp-2A	8260B	1/28/2008	Chlorobenzene		0.05	U	mg/l
WP12-Comp-2A	8270C	1/28/2008	o-Cresol		0.04	U	mg/l
WP12-Comp-2A	8270C	1/28/2008	m&p-Cresol		0.04	U	mg/l
WP12-Comp-2A	8270C	1/28/2008	2,4,6-Trichlorophenol		0.04	U	mg/l
WP12-Comp-2A	8270C	1/28/2008	2,4,5-Trichlorophenol		0.04	U	mg/l
WP12-Comp-2A	8270C	1/28/2008	Pentachlorophenol		0.12	U	mg/l
WP12-Comp-2A	8270C	1/28/2008	1,4-Dichlorobenzene		0.04	U	mg/l
WP12-Comp-2A	8270C	1/28/2008	Hexachloroethane		0.004	U	mg/l
WP12-Comp-2A	8270C	1/28/2008	Nitrobenzene		0.004	U	mg/l
WP12-Comp-2A	8270C	1/28/2008	Hexachlorobutadiene		0.008	U	mg/l
WP12-Comp-2A	8270C	1/28/2008	2,4-Dinitrotoluene		0.008	U	mg/l
WP12-Comp-2A	8270C	1/28/2008	Hexachlorobenzene		0.004	U	mg/l
WP12-Comp-2A	8270C	1/28/2008	Pyridine		0.04	U	mg/l
WP12-Comp-2A	9040B	1/28/2008	Corrosivity	10.79	0		std units
WP12-Comp-2A	DRO	1/28/2008	Total TPHC (DRO)	9.9	8.9		mg/Kg
WP12-Comp-2A	VOL1C 7.3.3	1/28/2008	Reactive Cyanide		25	U	mg/kg
WP12-Comp-2A	VOL1C 7.3.4	1/28/2008	Reactive Sulfide		20	U	mg/kg

Sample ID	Method Id	Date Collected	Parameter	Result		RL	Units
SAMPLE ID: WP12-COMP-3A							
WP12-Comp-3A	1030	1/29/2008	Ignitability	0	0		mm/sec
WP12-Comp-3A	6010B	1/29/2008	Chromium	331	0.78		mg/kg
WP12-Comp-3A	6010B	1/29/2008	Silver		0.006	U	mg/l
WP12-Comp-3A	6010B	1/29/2008	Arsenic		0.023	U	mg/l
WP12-Comp-3A	6010B	1/29/2008	Barium	0.04	0.0065	B	mg/l
WP12-Comp-3A	6010B	1/29/2008	Cadmium		0.0025	U	mg/l
WP12-Comp-3A	6010B	1/29/2008	Lead		0.011	U	mg/l
WP12-Comp-3A	6010B	1/29/2008	Selenium		0.024	U	mg/l
WP12-Comp-3A	7196A	1/29/2008	Chromium VI	13.8	2.6		mg/kg
WP12-Comp-3A	7470A	1/29/2008	Mercury		0.0001	U	mg/l
WP12-Comp-3A	8081A	1/29/2008	gamma-BHC (Lindane)		0.0005	U	mg/l
WP12-Comp-3A	8081A	1/29/2008	Chlordane		0.005	U	mg/l
WP12-Comp-3A	8081A	1/29/2008	Endrin		0.0005	U	mg/l
WP12-Comp-3A	8081A	1/29/2008	Heptachlor		0.0005	U	mg/l
WP12-Comp-3A	8081A	1/29/2008	Heptachlor epoxide		0.0005	U	mg/l
WP12-Comp-3A	8081A	1/29/2008	Methoxychlor		0.0005	U	mg/l
WP12-Comp-3A	8081A	1/29/2008	Toxaphene		0.005	U	mg/l
WP12-Comp-3A	8082	1/29/2008	Aroclor-1016		87	U	ug/kg
WP12-Comp-3A	8082	1/29/2008	Aroclor-1221		87	U	ug/kg
WP12-Comp-3A	8082	1/29/2008	Aroclor-1232		87	U	ug/kg
WP12-Comp-3A	8082	1/29/2008	Aroclor-1242		87	U	ug/kg
WP12-Comp-3A	8082	1/29/2008	Aroclor-1248	140	87		ug/kg
WP12-Comp-3A	8082	1/29/2008	Aroclor-1254		87	U	ug/kg
WP12-Comp-3A	8082	1/29/2008	Aroclor-1260		87	U	ug/kg
WP12-Comp-3A	8082	1/29/2008	Aroclor-1262		87	U	ug/kg
WP12-Comp-3A	8082	1/29/2008	Aroclor-1268		87	U	ug/kg
WP12-Comp-3A	8151A	1/29/2008	2,4-D		0.08	U	mg/l
WP12-Comp-3A	8151A	1/29/2008	2,4,5-TP (Silvex)		0.08	U	mg/l
WP12-Comp-3A	8260B	1/29/2008	Vinyl Chloride		0.05	U	mg/l
WP12-Comp-3A	8260B	1/29/2008	1,1-Dichloroethene		0.02	U	mg/l
WP12-Comp-3A	8260B	1/29/2008	Chloroform		0.05	U	mg/l
WP12-Comp-3A	8260B	1/29/2008	1,2-Dichloroethane		0.02	U	mg/l
WP12-Comp-3A	8260B	1/29/2008	Methyl Ethyl Ketone		0.05	U	mg/l
WP12-Comp-3A	8260B	1/29/2008	Carbon Tetrachloride		0.02	U	mg/l
WP12-Comp-3A	8260B	1/29/2008	Trichloroethene		0.01	U	mg/l
WP12-Comp-3A	8260B	1/29/2008	Benzene		0.01	U	mg/l
WP12-Comp-3A	8260B	1/29/2008	Tetrachloroethene		0.01	U	mg/l
WP12-Comp-3A	8260B	1/29/2008	Chlorobenzene		0.05	U	mg/l
WP12-Comp-3A	8270C	1/29/2008	o-Cresol		0.04	U	mg/l
WP12-Comp-3A	8270C	1/29/2008	m&p-Cresol		0.04	U	mg/l
WP12-Comp-3A	8270C	1/29/2008	2,4,6-Trichlorophenol		0.04	U	mg/l
WP12-Comp-3A	8270C	1/29/2008	2,4,5-Trichlorophenol		0.04	U	mg/l
WP12-Comp-3A	8270C	1/29/2008	Pentachlorophenol		0.12	U	mg/l
WP12-Comp-3A	8270C	1/29/2008	1,4-Dichlorobenzene		0.04	U	mg/l
WP12-Comp-3A	8270C	1/29/2008	Hexachloroethane		0.004	U	mg/l
WP12-Comp-3A	8270C	1/29/2008	Nitrobenzene		0.004	U	mg/l
WP12-Comp-3A	8270C	1/29/2008	Hexachlorobutadiene		0.008	U	mg/l
WP12-Comp-3A	8270C	1/29/2008	2,4-Dinitrotoluene		0.008	U	mg/l
WP12-Comp-3A	8270C	1/29/2008	Hexachlorobenzene		0.004	U	mg/l
WP12-Comp-3A	8270C	1/29/2008	Pyridine		0.04	U	mg/l
WP12-Comp-3A	9040B	1/29/2008	Corrosivity	10.99	0		std units
WP12-Comp-3A	DRO	1/29/2008	Total TPHC DRO	342	8.7		mg/Kg
WP12-Comp-3A	VOL1C 7.3.3	1/29/2008	Reactive Cyanide		25	U	mg/kg
WP12-Comp-3A	VOL1C 7.3.4	1/29/2008	Reactive Sulfide		20	U	mg/kg

Sample ID	Method Id	Date Collected	Parameter	Result		RL	Units
SAMPLE ID: WP12-COMP-4A							
WP12-Comp-4A	1030	1/29/2008	Ignitability	0	0		mm/sec
WP12-Comp-4A	6010B	1/29/2008	Chromium	200	0.77		mg/kg
WP12-Comp-4A	6010B	1/29/2008	Silver		0.006	U	mg/l
WP12-Comp-4A	6010B	1/29/2008	Arsenic		0.023	U	mg/l
WP12-Comp-4A	6010B	1/29/2008	Barium	0.05	0.0065	B	mg/l
WP12-Comp-4A	6010B	1/29/2008	Cadmium		0.0025	U	mg/l
WP12-Comp-4A	6010B	1/29/2008	Lead		0.011	U	mg/l
WP12-Comp-4A	6010B	1/29/2008	Selenium		0.024	U	mg/l
WP12-Comp-4A	7196A	1/29/2008	Chromium VI	11	2.57		mg/kg
WP12-Comp-4A	7470A	1/29/2008	Mercury		0.0001	U	mg/l
WP12-Comp-4A	8081A	1/29/2008	gamma-BHC (Lindane)		0.0005	U	mg/l
WP12-Comp-4A	8081A	1/29/2008	Chlordane		0.005	U	mg/l
WP12-Comp-4A	8081A	1/29/2008	Endrin		0.0005	U	mg/l
WP12-Comp-4A	8081A	1/29/2008	Heptachlor		0.0005	U	mg/l
WP12-Comp-4A	8081A	1/29/2008	Heptachlor epoxide		0.0005	U	mg/l
WP12-Comp-4A	8081A	1/29/2008	Methoxychlor		0.0005	U	mg/l
WP12-Comp-4A	8081A	1/29/2008	Toxaphene		0.005	U	mg/l
WP12-Comp-4A	8082	1/29/2008	Aroclor-1016		86	U	ug/kg
WP12-Comp-4A	8082	1/29/2008	Aroclor-1221		86	U	ug/kg
WP12-Comp-4A	8082	1/29/2008	Aroclor-1232		86	U	ug/kg
WP12-Comp-4A	8082	1/29/2008	Aroclor-1242		86	U	ug/kg
WP12-Comp-4A	8082	1/29/2008	Aroclor-1248		86	U	ug/kg
WP12-Comp-4A	8082	1/29/2008	Aroclor-1254		86	U	ug/kg
WP12-Comp-4A	8082	1/29/2008	Aroclor-1260		86	U	ug/kg
WP12-Comp-4A	8082	1/29/2008	Aroclor-1262		86	U	ug/kg
WP12-Comp-4A	8082	1/29/2008	Aroclor-1268		86	U	ug/kg
WP12-Comp-4A	8151A	1/29/2008	2,4-D		0.08	U	mg/l
WP12-Comp-4A	8151A	1/29/2008	2,4,5-TP (Silvex)		0.08	U	mg/l
WP12-Comp-4A	8260B	1/29/2008	Vinyl Chloride		0.05	U	mg/l
WP12-Comp-4A	8260B	1/29/2008	1,1-Dichloroethene		0.02	U	mg/l
WP12-Comp-4A	8260B	1/29/2008	Chloroform		0.05	U	mg/l
WP12-Comp-4A	8260B	1/29/2008	1,2-Dichloroethane		0.02	U	mg/l
WP12-Comp-4A	8260B	1/29/2008	Methyl Ethyl Ketone		0.05	U	mg/l
WP12-Comp-4A	8260B	1/29/2008	Carbon Tetrachloride		0.02	U	mg/l
WP12-Comp-4A	8260B	1/29/2008	Trichloroethene		0.01	U	mg/l
WP12-Comp-4A	8260B	1/29/2008	Benzene		0.01	U	mg/l
WP12-Comp-4A	8260B	1/29/2008	Tetrachloroethene		0.01	U	mg/l
WP12-Comp-4A	8260B	1/29/2008	Chlorobenzene		0.05	U	mg/l
WP12-Comp-4A	8270C	1/29/2008	o-Cresol		0.04	U	mg/l
WP12-Comp-4A	8270C	1/29/2008	m&p-Cresol		0.04	U	mg/l
WP12-Comp-4A	8270C	1/29/2008	2,4,6-Trichlorophenol		0.04	U	mg/l
WP12-Comp-4A	8270C	1/29/2008	2,4,5-Trichlorophenol		0.04	U	mg/l
WP12-Comp-4A	8270C	1/29/2008	Pentachlorophenol		0.12	U	mg/l
WP12-Comp-4A	8270C	1/29/2008	1,4-Dichlorobenzene		0.04	U	mg/l
WP12-Comp-4A	8270C	1/29/2008	Hexachloroethane		0.004	U	mg/l
WP12-Comp-4A	8270C	1/29/2008	Nitrobenzene		0.004	U	mg/l
WP12-Comp-4A	8270C	1/29/2008	Hexachlorobutadiene		0.008	U	mg/l
WP12-Comp-4A	8270C	1/29/2008	2,4-Dinitrotoluene		0.008	U	mg/l
WP12-Comp-4A	8270C	1/29/2008	Hexachlorobenzene		0.004	U	mg/l
WP12-Comp-4A	8270C	1/29/2008	Pyridine		0.04	U	mg/l
WP12-Comp-4A	9040B	1/29/2008	Corrosivity	11.3	0		std units
WP12-Comp-4A	DRO	1/29/2008	Total TPHC DRO	178	8.6		mg/Kg
WP12-Comp-4A	VOL1C 7.3.3	1/29/2008	Reactive Cyanide		25	U	mg/kg
WP12-Comp-4A	VOL1C 7.3.4	1/29/2008	Reactive Sulfide		20	U	mg/kg

Sample ID	Method Id	Date Collected	Parameter	Result		RL	Units
SAMPLE ID: WP12-COMP-5A							
WP12-Comp-5A	1030	1/29/2008	Ignitability	0	0		mm/sec
WP12-Comp-5A	6010B	1/29/2008	Chromium	373	0.75		mg/kg
WP12-Comp-5A	6010B	1/29/2008	Silver		0.006	U	mg/l
WP12-Comp-5A	6010B	1/29/2008	Arsenic		0.023	U	mg/l
WP12-Comp-5A	6010B	1/29/2008	Barium	0.09	0.0065	B	mg/l
WP12-Comp-5A	6010B	1/29/2008	Cadmium		0.0025	U	mg/l
WP12-Comp-5A	6010B	1/29/2008	Lead		0.011	U	mg/l
WP12-Comp-5A	6010B	1/29/2008	Selenium		0.024	U	mg/l
WP12-Comp-5A	7196A	1/29/2008	Chromium VI	4	2.52		mg/kg
WP12-Comp-5A	7470A	1/29/2008	Mercury		0.0001	U	mg/l
WP12-Comp-5A	8081A	1/29/2008	gamma-BHC (Lindane)		0.0005	U	mg/l
WP12-Comp-5A	8081A	1/29/2008	Chlordane		0.005	U	mg/l
WP12-Comp-5A	8081A	1/29/2008	Endrin		0.0005	U	mg/l
WP12-Comp-5A	8081A	1/29/2008	Heptachlor		0.0005	U	mg/l
WP12-Comp-5A	8081A	1/29/2008	Heptachlor epoxide		0.0005	U	mg/l
WP12-Comp-5A	8081A	1/29/2008	Methoxychlor		0.0005	U	mg/l
WP12-Comp-5A	8081A	1/29/2008	Toxaphene		0.005	U	mg/l
WP12-Comp-5A	8082	1/29/2008	Aroclor-1016		84	U	ug/kg
WP12-Comp-5A	8082	1/29/2008	Aroclor-1221		84	U	ug/kg
WP12-Comp-5A	8082	1/29/2008	Aroclor-1232		84	U	ug/kg
WP12-Comp-5A	8082	1/29/2008	Aroclor-1242		84	U	ug/kg
WP12-Comp-5A	8082	1/29/2008	Aroclor-1248		84	U	ug/kg
WP12-Comp-5A	8082	1/29/2008	Aroclor-1254		84	U	ug/kg
WP12-Comp-5A	8082	1/29/2008	Aroclor-1260		84	U	ug/kg
WP12-Comp-5A	8082	1/29/2008	Aroclor-1262		84	U	ug/kg
WP12-Comp-5A	8082	1/29/2008	Aroclor-1268		84	U	ug/kg
WP12-Comp-5A	8151A	1/29/2008	2,4-D		0.08	U	mg/l
WP12-Comp-5A	8151A	1/29/2008	2,4,5-TP (Silvex)		0.08	U	mg/l
WP12-Comp-5A	8151A	1/29/2008	2,4,5-T		0.08	U	mg/l
WP12-Comp-5A	8260B	1/29/2008	Vinyl Chloride		0.05	U	mg/l
WP12-Comp-5A	8260B	1/29/2008	1,1-Dichloroethene		0.02	U	mg/l
WP12-Comp-5A	8260B	1/29/2008	Chloroform		0.05	U	mg/l
WP12-Comp-5A	8260B	1/29/2008	1,2-Dichloroethane		0.02	U	mg/l
WP12-Comp-5A	8260B	1/29/2008	Methyl Ethyl Ketone		0.05	U	mg/l
WP12-Comp-5A	8260B	1/29/2008	Carbon Tetrachloride		0.02	U	mg/l
WP12-Comp-5A	8260B	1/29/2008	Trichloroethene		0.01	U	mg/l
WP12-Comp-5A	8260B	1/29/2008	Benzene		0.01	U	mg/l
WP12-Comp-5A	8260B	1/29/2008	Tetrachloroethene		0.01	U	mg/l
WP12-Comp-5A	8260B	1/29/2008	Chlorobenzene		0.05	U	mg/l
WP12-Comp-5A	8270C	1/29/2008	o-Cresol		0.04	U	mg/l
WP12-Comp-5A	8270C	1/29/2008	m&p-Cresol		0.04	U	mg/l
WP12-Comp-5A	8270C	1/29/2008	2,4,6-Trichlorophenol		0.04	U	mg/l
WP12-Comp-5A	8270C	1/29/2008	2,4,5-Trichlorophenol		0.04	U	mg/l
WP12-Comp-5A	8270C	1/29/2008	Pentachlorophenol		0.12	U	mg/l
WP12-Comp-5A	8270C	1/29/2008	1,4-Dichlorobenzene		0.04	U	mg/l
WP12-Comp-5A	8270C	1/29/2008	Hexachloroethane		0.004	U	mg/l
WP12-Comp-5A	8270C	1/29/2008	Nitrobenzene		0.004	U	mg/l
WP12-Comp-5A	8270C	1/29/2008	Hexachlorobutadiene		0.008	U	mg/l
WP12-Comp-5A	8270C	1/29/2008	2,4-Dinitrotoluene		0.008	U	mg/l
WP12-Comp-5A	8270C	1/29/2008	Hexachlorobenzene		0.004	U	mg/l
WP12-Comp-5A	8270C	1/29/2008	Pyridine		0.04	U	mg/l
WP12-Comp-5A	9040B	1/29/2008	Corrosivity	10.08	0		std units
WP12-Comp-5A	DRO	1/29/2008	Total TPHC DRO	671	42		mg/Kg
WP12-Comp-5A	VOL1C 7.3.3	1/29/2008	Reactive Cyanide		25	U	mg/kg
WP12-Comp-5A	VOL1C 7.3.4	1/29/2008	Reactive Sulfide		20	U	mg/kg

Sample ID	Method Id	Date Collected	Parameter	Result		RL	Units
SAMPLE ID: WP12-COMP-1B							
WP12-Comp-1B	1030	2/1/2008	Ignitability	0	0		mm/sec
WP12-Comp-1B	6010B	2/1/2008	Chromium	224	0.78		mg/kg
WP12-Comp-1B	6010B	2/1/2008	Silver		0.006	U	mg/l
WP12-Comp-1B	6010B	2/1/2008	Arsenic		0.023	U	mg/l
WP12-Comp-1B	6010B	2/1/2008	Barium	0.09	0.0065	B	mg/l
WP12-Comp-1B	6010B	2/1/2008	Cadmium		0.0025	U	mg/l
WP12-Comp-1B	6010B	2/1/2008	Lead		0.011	U	mg/l
WP12-Comp-1B	6010B	2/1/2008	Selenium		0.024	U	mg/l
WP12-Comp-1B	7196A	2/1/2008	Chromium VI	9.4	2.6		mg/kg
WP12-Comp-1B	7470A	2/1/2008	Mercury		0.0001	U	mg/l
WP12-Comp-1B	8081A	2/1/2008	gamma-BHC (Lindane)		0.0005	U	mg/l
WP12-Comp-1B	8081A	2/1/2008	Chlordane		0.005	U	mg/l
WP12-Comp-1B	8081A	2/1/2008	Endrin		0.0005	U	mg/l
WP12-Comp-1B	8081A	2/1/2008	Heptachlor		0.0005	U	mg/l
WP12-Comp-1B	8081A	2/1/2008	Heptachlor epoxide		0.0005	U	mg/l
WP12-Comp-1B	8081A	2/1/2008	Methoxychlor		0.0005	U	mg/l
WP12-Comp-1B	8081A	2/1/2008	Toxaphene		0.005	U	mg/l
WP12-Comp-1B	8082	2/1/2008	Aroclor-1016		87	U	ug/kg
WP12-Comp-1B	8082	2/1/2008	Aroclor-1221		87	U	ug/kg
WP12-Comp-1B	8082	2/1/2008	Aroclor-1232		87	U	ug/kg
WP12-Comp-1B	8082	2/1/2008	Aroclor-1242		87	U	ug/kg
WP12-Comp-1B	8082	2/1/2008	Aroclor-1248		87	U	ug/kg
WP12-Comp-1B	8082	2/1/2008	Aroclor-1254		87	U	ug/kg
WP12-Comp-1B	8082	2/1/2008	Aroclor-1260		87	U	ug/kg
WP12-Comp-1B	8082	2/1/2008	Aroclor-1262		87	U	ug/kg
WP12-Comp-1B	8082	2/1/2008	Aroclor-1268		87	U	ug/kg
WP12-Comp-1B	8151A	2/1/2008	2,4-D		0.08	U	mg/l
WP12-Comp-1B	8151A	2/1/2008	2,4,5-TP (Silvex)		0.08	U	mg/l
WP12-Comp-1B	8260B	2/1/2008	Vinyl Chloride		0.05	U	mg/l
WP12-Comp-1B	8260B	2/1/2008	1,1-Dichloroethene		0.02	U	mg/l
WP12-Comp-1B	8260B	2/1/2008	Chloroform		0.05	U	mg/l
WP12-Comp-1B	8260B	2/1/2008	1,2-Dichloroethane		0.02	U	mg/l
WP12-Comp-1B	8260B	2/1/2008	Methyl Ethyl Ketone		0.05	U	mg/l
WP12-Comp-1B	8260B	2/1/2008	Carbon Tetrachloride		0.02	U	mg/l
WP12-Comp-1B	8260B	2/1/2008	Trichloroethene		0.01	U	mg/l
WP12-Comp-1B	8260B	2/1/2008	Benzene		0.01	U	mg/l
WP12-Comp-1B	8260B	2/1/2008	Tetrachloroethene		0.01	U	mg/l
WP12-Comp-1B	8260B	2/1/2008	Chlorobenzene		0.05	U	mg/l
WP12-Comp-1B	8270C	2/1/2008	o-Cresol		0.04	U	mg/l
WP12-Comp-1B	8270C	2/1/2008	m&p-Cresol		0.04	U	mg/l
WP12-Comp-1B	8270C	2/1/2008	2,4,6-Trichlorophenol		0.04	U	mg/l
WP12-Comp-1B	8270C	2/1/2008	2,4,5-Trichlorophenol		0.04	U	mg/l
WP12-Comp-1B	8270C	2/1/2008	Pentachlorophenol		0.12	U	mg/l
WP12-Comp-1B	8270C	2/1/2008	1,4-Dichlorobenzene		0.04	U	mg/l
WP12-Comp-1B	8270C	2/1/2008	Hexachloroethane		0.004	U	mg/l
WP12-Comp-1B	8270C	2/1/2008	Nitrobenzene		0.004	U	mg/l
WP12-Comp-1B	8270C	2/1/2008	Hexachlorobutadiene		0.008	U	mg/l
WP12-Comp-1B	8270C	2/1/2008	2,4-Dinitrotoluene		0.008	U	mg/l
WP12-Comp-1B	8270C	2/1/2008	Hexachlorobenzene		0.004	U	mg/l
WP12-Comp-1B	8270C	2/1/2008	Pyridine		0.04	U	mg/l
WP12-Comp-1B	9040B	2/1/2008	Corrosivity	11.39	0		std units
WP12-Comp-1B	DRO	2/1/2008	Total TPHC DRO	57.4	8.7		mg/Kg
WP12-Comp-1B	VOL1C 7.3.3	2/1/2008	Reactive Cyanide		25	U	mg/kg
WP12-Comp-1B	VOL1C 7.3.4	2/1/2008	Reactive Sulfide		20	U	mg/kg

Sample ID	Method Id	Date Collected	Parameter	Result		RL	Units
SAMPLE ID: WP12-COMP-2B							
WP12-Comp-2B	1030	1/30/2008	Ignitability	0	0		mm/sec
WP12-Comp-2B	6010B	1/30/2008	Chromium	385	0.74		mg/kg
WP12-Comp-2B	6010B	1/30/2008	Silver		0.006	U	mg/l
WP12-Comp-2B	6010B	1/30/2008	Arsenic		0.023	U	mg/l
WP12-Comp-2B	6010B	1/30/2008	Barium	0.05	0.0065	B	mg/l
WP12-Comp-2B	6010B	1/30/2008	Cadmium		0.0025	U	mg/l
WP12-Comp-2B	6010B	1/30/2008	Lead		0.011	U	mg/l
WP12-Comp-2B	6010B	1/30/2008	Selenium		0.024	U	mg/l
WP12-Comp-2B	7196A	1/30/2008	Chromium VI	23.1	2.7		mg/kg
WP12-Comp-2B	7470A	1/30/2008	Mercury		0.0001	U	mg/l
WP12-Comp-2B	8081A	1/30/2008	gamma-BHC (Lindane)		0.0005	U	mg/l
WP12-Comp-2B	8081A	1/30/2008	Chlordane		0.005	U	mg/l
WP12-Comp-2B	8081A	1/30/2008	Endrin		0.0005	U	mg/l
WP12-Comp-2B	8081A	1/30/2008	Heptachlor		0.0005	U	mg/l
WP12-Comp-2B	8081A	1/30/2008	Heptachlor epoxide		0.0005	U	mg/l
WP12-Comp-2B	8081A	1/30/2008	Methoxychlor		0.0005	U	mg/l
WP12-Comp-2B	8081A	1/30/2008	Toxaphene		0.005	U	mg/l
WP12-Comp-2B	8082	1/30/2008	Aroclor-1016		90	U	ug/kg
WP12-Comp-2B	8082	1/30/2008	Aroclor-1221		90	U	ug/kg
WP12-Comp-2B	8082	1/30/2008	Aroclor-1232		90	U	ug/kg
WP12-Comp-2B	8082	1/30/2008	Aroclor-1242		90	U	ug/kg
WP12-Comp-2B	8082	1/30/2008	Aroclor-1248		90	U	ug/kg
WP12-Comp-2B	8082	1/30/2008	Aroclor-1254		90	U	ug/kg
WP12-Comp-2B	8082	1/30/2008	Aroclor-1260		90	U	ug/kg
WP12-Comp-2B	8082	1/30/2008	Aroclor-1262		90	U	ug/kg
WP12-Comp-2B	8082	1/30/2008	Aroclor-1268		90	U	ug/kg
WP12-Comp-2B	8151A	1/30/2008	2,4-D		0.08	U	mg/l
WP12-Comp-2B	8151A	1/30/2008	2,4,5-TP (Silvex)		0.08	U	mg/l
WP12-Comp-2B	8260B	1/30/2008	Vinyl Chloride		0.05	U	mg/l
WP12-Comp-2B	8260B	1/30/2008	1,1-Dichloroethene		0.02	U	mg/l
WP12-Comp-2B	8260B	1/30/2008	Chloroform		0.05	U	mg/l
WP12-Comp-2B	8260B	1/30/2008	1,2-Dichloroethane		0.02	U	mg/l
WP12-Comp-2B	8260B	1/30/2008	Methyl Ethyl Ketone		0.05	U	mg/l
WP12-Comp-2B	8260B	1/30/2008	Carbon Tetrachloride		0.02	U	mg/l
WP12-Comp-2B	8260B	1/30/2008	Trichloroethene		0.01	U	mg/l
WP12-Comp-2B	8260B	1/30/2008	Benzene		0.01	U	mg/l
WP12-Comp-2B	8260B	1/30/2008	Tetrachloroethene		0.01	U	mg/l
WP12-Comp-2B	8260B	1/30/2008	Chlorobenzene		0.05	U	mg/l
WP12-Comp-2B	8270C	1/30/2008	o-Cresol		0.04	U	mg/l
WP12-Comp-2B	8270C	1/30/2008	m&p-Cresol		0.04	U	mg/l
WP12-Comp-2B	8270C	1/30/2008	2,4,6-Trichlorophenol		0.04	U	mg/l
WP12-Comp-2B	8270C	1/30/2008	2,4,5-Trichlorophenol		0.04	U	mg/l
WP12-Comp-2B	8270C	1/30/2008	Pentachlorophenol		0.12	U	mg/l
WP12-Comp-2B	8270C	1/30/2008	1,4-Dichlorobenzene		0.04	U	mg/l
WP12-Comp-2B	8270C	1/30/2008	Hexachloroethane		0.004	U	mg/l
WP12-Comp-2B	8270C	1/30/2008	Nitrobenzene		0.004	U	mg/l
WP12-Comp-2B	8270C	1/30/2008	Hexachlorobutadiene		0.008	U	mg/l
WP12-Comp-2B	8270C	1/30/2008	2,4-Dinitrotoluene		0.008	U	mg/l
WP12-Comp-2B	8270C	1/30/2008	Hexachlorobenzene		0.004	U	mg/l
WP12-Comp-2B	8270C	1/30/2008	Pyridine		0.04	U	mg/l
WP12-Comp-2B	9040B	1/30/2008	Corrosivity	11.56	0		std units
WP12-Comp-2B	DRO	1/30/2008	Total TPHC DRO	150	9		mg/Kg
WP12-Comp-2B	VOL1C 7.3.3	1/30/2008	Reactive Cyanide		25	U	mg/kg
WP12-Comp-2B	VOL1C 7.3.4	1/30/2008	Reactive Sulfide		20	U	mg/kg

Sample ID	Method Id	Date Collected	Parameter	Result		RL	Units
SAMPLE ID: WP12-COMP-3B							
WP12-Comp-3B	1030	2/1/2008	Ignitability	0	0		mm/sec
WP12-Comp-3B	6010B	2/1/2008	Chromium	492	0.8		mg/kg
WP12-Comp-3B	6010B	2/1/2008	Silver		0.006	U	mg/l
WP12-Comp-3B	6010B	2/1/2008	Arsenic		0.023	U	mg/l
WP12-Comp-3B	6010B	2/1/2008	Barium	0.05	0.0065	B	mg/l
WP12-Comp-3B	6010B	2/1/2008	Cadmium		0.0025	U	mg/l
WP12-Comp-3B	6010B	2/1/2008	Lead		0.011	U	mg/l
WP12-Comp-3B	6010B	2/1/2008	Selenium		0.024	U	mg/l
WP12-Comp-3B	7196A	2/1/2008	Chromium VI	29.2	2.66		mg/kg
WP12-Comp-3B	7470A	2/1/2008	Mercury	0.0002	0.0001	B	mg/l
WP12-Comp-3B	8081A	2/1/2008	gamma-BHC (Lindane)		0.0005	U	mg/l
WP12-Comp-3B	8081A	2/1/2008	Chlordane		0.005	U	mg/l
WP12-Comp-3B	8081A	2/1/2008	Endrin		0.0005	U	mg/l
WP12-Comp-3B	8081A	2/1/2008	Heptachlor		0.0005	U	mg/l
WP12-Comp-3B	8081A	2/1/2008	Heptachlor epoxide		0.0005	U	mg/l
WP12-Comp-3B	8081A	2/1/2008	Methoxychlor		0.0005	U	mg/l
WP12-Comp-3B	8081A	2/1/2008	Toxaphene		0.005	U	mg/l
WP12-Comp-3B	8082	2/1/2008	Aroclor-1016		89	U	ug/kg
WP12-Comp-3B	8082	2/1/2008	Aroclor-1221		89	U	ug/kg
WP12-Comp-3B	8082	2/1/2008	Aroclor-1232		89	U	ug/kg
WP12-Comp-3B	8082	2/1/2008	Aroclor-1242		89	U	ug/kg
WP12-Comp-3B	8082	2/1/2008	Aroclor-1248		89	U	ug/kg
WP12-Comp-3B	8082	2/1/2008	Aroclor-1254		89	U	ug/kg
WP12-Comp-3B	8082	2/1/2008	Aroclor-1260		89	U	ug/kg
WP12-Comp-3B	8082	2/1/2008	Aroclor-1262		89	U	ug/kg
WP12-Comp-3B	8082	2/1/2008	Aroclor-1268		89	U	ug/kg
WP12-Comp-3B	8151A	2/1/2008	2,4-D		0.08	U	mg/l
WP12-Comp-3B	8151A	2/1/2008	2,4,5-TP (Silvex)		0.08	U	mg/l
WP12-Comp-3B	8260B	2/1/2008	Vinyl Chloride		0.05	U	mg/l
WP12-Comp-3B	8260B	2/1/2008	1,1-Dichloroethene		0.02	U	mg/l
WP12-Comp-3B	8260B	2/1/2008	Chloroform		0.05	U	mg/l
WP12-Comp-3B	8260B	2/1/2008	1,2-Dichloroethane		0.02	U	mg/l
WP12-Comp-3B	8260B	2/1/2008	Methyl Ethyl Ketone		0.05	U	mg/l
WP12-Comp-3B	8260B	2/1/2008	Carbon Tetrachloride		0.02	U	mg/l
WP12-Comp-3B	8260B	2/1/2008	Trichloroethene		0.01	U	mg/l
WP12-Comp-3B	8260B	2/1/2008	Benzene		0.01	U	mg/l
WP12-Comp-3B	8260B	2/1/2008	Tetrachloroethene		0.01	U	mg/l
WP12-Comp-3B	8260B	2/1/2008	Chlorobenzene		0.05	U	mg/l
WP12-Comp-3B	8270C	2/1/2008	o-Cresol		0.04	U	mg/l
WP12-Comp-3B	8270C	2/1/2008	m&p-Cresol		0.04	U	mg/l
WP12-Comp-3B	8270C	2/1/2008	2,4,6-Trichlorophenol		0.04	U	mg/l
WP12-Comp-3B	8270C	2/1/2008	2,4,5-Trichlorophenol		0.04	U	mg/l
WP12-Comp-3B	8270C	2/1/2008	Pentachlorophenol		0.12	U	mg/l
WP12-Comp-3B	8270C	2/1/2008	1,4-Dichlorobenzene		0.04	U	mg/l
WP12-Comp-3B	8270C	2/1/2008	Hexachloroethane		0.004	U	mg/l
WP12-Comp-3B	8270C	2/1/2008	Nitrobenzene		0.004	U	mg/l
WP12-Comp-3B	8270C	2/1/2008	Hexachlorobutadiene		0.008	U	mg/l
WP12-Comp-3B	8270C	2/1/2008	2,4-Dinitrotoluene		0.008	U	mg/l
WP12-Comp-3B	8270C	2/1/2008	Hexachlorobenzene		0.004	U	mg/l
WP12-Comp-3B	8270C	2/1/2008	Pyridine		0.04	U	mg/l
WP12-Comp-3B	9040B	2/1/2008	Corrosivity	11.75	0		std units
WP12-Comp-3B	DRO	2/1/2008	Total TPHC DRO	180	8.8		mg/Kg
WP12-Comp-3B	VOL1C 7.3.3	2/1/2008	Reactive Cyanide		25	U	mg/kg
WP12-Comp-3B	VOL1C 7.3.4	2/1/2008	Reactive Sulfide		20	U	mg/kg

Sample ID	Method Id	Date Collected	Parameter	Result		RL	Units
SAMPLE ID: WP12-COMP-4B							
WP12-Comp-4B	1030	1/31/2008	Ignitability	0	0		mm/sec
WP12-Comp-4B	6010B	1/31/2008	Chromium	713	0.75		mg/kg
WP12-Comp-4B	6010B	1/31/2008	Silver		0.006	U	mg/l
WP12-Comp-4B	6010B	1/31/2008	Arsenic	0.03	0.023	B	mg/l
WP12-Comp-4B	6010B	1/31/2008	Barium	0.06	0.0065	B	mg/l
WP12-Comp-4B	6010B	1/31/2008	Cadmium		0.0025	U	mg/l
WP12-Comp-4B	6010B	1/31/2008	Lead		0.011	U	mg/l
WP12-Comp-4B	6010B	1/31/2008	Selenium		0.024	U	mg/l
WP12-Comp-4B	7196A	1/31/2008	Chromium VI	21.4	2.52		mg/kg
WP12-Comp-4B	7470A	1/31/2008	Mercury		0.0001	U	mg/l
WP12-Comp-4B	8081A	1/31/2008	gamma-BHC (Lindane)		0.0005	U	mg/l
WP12-Comp-4B	8081A	1/31/2008	Chlordane		0.005	U	mg/l
WP12-Comp-4B	8081A	1/31/2008	Endrin		0.0005	U	mg/l
WP12-Comp-4B	8081A	1/31/2008	Heptachlor		0.0005	U	mg/l
WP12-Comp-4B	8081A	1/31/2008	Heptachlor epoxide		0.0005	U	mg/l
WP12-Comp-4B	8081A	1/31/2008	Methoxychlor		0.0005	U	mg/l
WP12-Comp-4B	8081A	1/31/2008	Toxaphene		0.005	U	mg/l
WP12-Comp-4B	8082	1/31/2008	Aroclor-1016		84	U	ug/kg
WP12-Comp-4B	8082	1/31/2008	Aroclor-1221		84	U	ug/kg
WP12-Comp-4B	8082	1/31/2008	Aroclor-1232		84	U	ug/kg
WP12-Comp-4B	8082	1/31/2008	Aroclor-1242		84	U	ug/kg
WP12-Comp-4B	8082	1/31/2008	Aroclor-1248		84	U	ug/kg
WP12-Comp-4B	8082	1/31/2008	Aroclor-1254		84	U	ug/kg
WP12-Comp-4B	8082	1/31/2008	Aroclor-1260		84	U	ug/kg
WP12-Comp-4B	8082	1/31/2008	Aroclor-1262		84	U	ug/kg
WP12-Comp-4B	8082	1/31/2008	Aroclor-1268		84	U	ug/kg
WP12-Comp-4B	8151A	1/31/2008	2,4-D		0.08	U	mg/l
WP12-Comp-4B	8151A	1/31/2008	2,4,5-TP (Silvex)		0.08	U	mg/l
WP12-Comp-4B	8260B	1/31/2008	Vinyl Chloride		0.005	U	mg/l
WP12-Comp-4B	8260B	1/31/2008	1,1-Dichloroethene		0.002	U	mg/l
WP12-Comp-4B	8260B	1/31/2008	Chloroform		0.005	U	mg/l
WP12-Comp-4B	8260B	1/31/2008	1,2-Dichloroethane		0.002	U	mg/l
WP12-Comp-4B	8260B	1/31/2008	Methyl Ethyl Ketone		0.005	U	mg/l
WP12-Comp-4B	8260B	1/31/2008	Carbon Tetrachloride		0.002	U	mg/l
WP12-Comp-4B	8260B	1/31/2008	Trichloroethene		0.001	U	mg/l
WP12-Comp-4B	8260B	1/31/2008	Benzene		0.001	U	mg/l
WP12-Comp-4B	8260B	1/31/2008	Tetrachloroethene		0.001	U	mg/l
WP12-Comp-4B	8260B	1/31/2008	Chlorobenzene		0.005	U	mg/l
WP12-Comp-4B	8270C	1/31/2008	o-Cresol		0.04	U	mg/l
WP12-Comp-4B	8270C	1/31/2008	m&p-Cresol		0.04	U	mg/l
WP12-Comp-4B	8270C	1/31/2008	2,4,6-Trichlorophenol		0.04	U	mg/l
WP12-Comp-4B	8270C	1/31/2008	2,4,5-Trichlorophenol		0.04	U	mg/l
WP12-Comp-4B	8270C	1/31/2008	Pentachlorophenol		0.12	U	mg/l
WP12-Comp-4B	8270C	1/31/2008	1,4-Dichlorobenzene		0.04	U	mg/l
WP12-Comp-4B	8270C	1/31/2008	Hexachloroethane		0.004	U	mg/l
WP12-Comp-4B	8270C	1/31/2008	Nitrobenzene		0.004	U	mg/l
WP12-Comp-4B	8270C	1/31/2008	Hexachlorobutadiene		0.008	U	mg/l
WP12-Comp-4B	8270C	1/31/2008	2,4-Dinitrotoluene		0.008	U	mg/l
WP12-Comp-4B	8270C	1/31/2008	Hexachlorobenzene		0.004	U	mg/l
WP12-Comp-4B	8270C	1/31/2008	Pyridine		0.04	U	mg/l
WP12-Comp-4B	9040B	1/31/2008	Corrosivity	11.69	0		std units
WP12-Comp-4B	DRO	1/31/2008	Total TPHC DRO	188	8.4		mg/Kg
WP12-Comp-4B	VOL1C 7.3.3	1/31/2008	Reactive Cyanide		25	U	mg/kg
WP12-Comp-4B	VOL1C 7.3.4	1/31/2008	Reactive Sulfide		20	U	mg/kg

Table Notes:

B - Reported value is less than the practical Quantitation Limit but greater than or equal to the Instrument Detection Limit.

U - The compound was not detected at the indicated concentration.

TCLP VOLATILE Comp.
Pg 1 of 2

TestAmerica

SUMMARY OF ANALYTICAL RESULTS: Q237

Sample ID	WC-WP12-Comp1A		WC-WP12-Comp2A		115-WCWP12Comp3A		115-WCWP12Comp4A		115-WCWP12Comp5A	
Lab Sample No.	896610		896611		897601		897607		897613	
Sampling Date	1/28/2008 0:00		1/28/2008 0:00		1/29/2008 0:00		1/29/2008 0:00		1/29/2008 0:00	
Matrix	SOLID		SOLID		SOLID		SOLID		SOLID	
Dilution Factor	10		10		10		10		10	
Units	mg/l		mg/l		mg/l		mg/l		mg/l	
TCLP VOLATILE COMPOUNDS (GC/MS)										
Vinyl Chloride	0.05	U	0.05	U	0.05	U	0.05	U	0.05	U
1,1-Dichloroethene	0.02	U	0.02	U	0.02	U	0.02	U	0.02	U
Chloroform	0.05	U	0.05	U	0.05	U	0.05	U	0.05	U
1,2-Dichloroethane	0.02	U	0.02	U	0.02	U	0.02	U	0.02	U
Methyl Ethyl Ketone	0.05	U	0.05	U	0.05	U	0.05	U	0.05	U
Carbon Tetrachloride	0.02	U	0.02	U	0.02	U	0.02	U	0.02	U
Trichloroethene	0.01	U	0.01	U	0.01	U	0.01	U	0.01	U
Benzene	0.01	U	0.01	U	0.01	U	0.01	U	0.01	U
Tetrachloroethene	0.01	U	0.01	U	0.01	U	0.01	U	0.01	U
Chlorobenzene	0.05	U	0.05	U	0.05	U	0.05	U	0.05	U

NR - Not analyzed.

U - The compound was not detected at the indicated concentration.

J - Data indicates the presence of a compound that meets the identification criteria. The result is less than the quantitation limit but greater than zero. The concentration given is an approximate value.

B - The analyte was found in the laboratory blank as well as the sample. This indicates possible laboratory contamination of the sample.

Ann Gladwell
Laboratory Director

[redacted]

TestAmerica

SUMMARY OF ANALYTICAL RESULTS: Q23

Sample ID	WP12-Comp1B		WP12-Comp2B		WP12-Comp3B		WP12-Comp4B	
Lab Sample No.	898442		898443		898444		898445	
Sampling Date	2/1/2008 0:00		1/30/2008 0:00		2/1/2008 0:00		1/31/2008 0:00	
Matrix	SOLID		SOLID		SOLID		SOLID	
Dilution Factor	10		10		10		1	
Units	mg/l		mg/l		mg/l		mg/l	
TCLP VOLATILE COMPOUNDS (GC/MS)								
Vinyl Chloride	0.05	U	0.05	U	0.05	U	0.005	U
1,1-Dichloroethene	0.02	U	0.02	U	0.02	U	0.002	U
Chloroform	0.05	U	0.05	U	0.05	U	0.005	U
1,2-Dichloroethane	0.02	U	0.02	U	0.02	U	0.002	U
Methyl Ethyl Ketone	0.05	U	0.05	U	0.05	U	0.005	U
Carbon Tetrachloride	0.02	U	0.02	U	0.02	U	0.002	U
Trichloroethene	0.01	U	0.01	U	0.01	U	0.001	U
Benzene	0.01	U	0.01	U	0.01	U	0.001	U
Tetrachloroethene	0.01	U	0.01	U	0.01	U	0.001	U
Chlorobenzene	0.05	U	0.05	U	0.05	U	0.005	U

NR - Not analyzed.
U - The compound was not detected at the indi
J - Data indicates the presence of a compound
The concentration given is an approximate v
B - The analyte was found in the laboratory bla

Ann Gladwell
Laboratory Director

TCLP SEMIVOLATILE
pg 1 of 3

TestAmerica

SUMMARY OF ANALYTICAL RESULTS: Q237

Sample ID	WC-WP12-Comp1A		WC-WP12-Comp2A		115-WCWP12Comp3A	
Lab Sample No.	896610		896611		897601	
Sampling Date	1/28/2008 0:00		1/28/2008 0:00		1/29/2008 0:00	
Matrix	SOLID		SOLID		SOLID	
Dilution Factor	1		1		1	
Units	mg/l		mg/l		mg/l	
TCLP SEMIVOLATILE COMPOUNDS (GC/MS)						
o-Cresol	0.04	U	0.04	U	0.04	U
m&p-Cresol	0.04	U	0.04	U	0.04	U
2,4,6-Trichlorophenol	0.04	U	0.04	U	0.04	U
2,4,5-Trichlorophenol	0.04	U	0.04	U	0.04	U
Pentachlorophenol	0.12	U	0.12	U	0.12	U
1,4-Dichlorobenzene	0.04	U	0.04	U	0.04	U
Hexachloroethane	0.004	U	0.004	U	0.004	U
Nitrobenzene	0.004	U	0.004	U	0.004	U
Hexachlorobutadiene	0.008	U	0.008	U	0.008	U
2,4-Dinitrotoluene	0.008	U	0.008	U	0.008	U
Hexachlorobenzene	0.004	U	0.004	U	0.004	U
Pyridine	0.04	U	0.04	U	0.04	U

NR - Not analyzed.

U - The compound was not detected at the indicated concentration.

J - Data indicates the presence of a compound that meets the identification criteria. The result is less than the quantitation limit The concentration given is an approximate value.

B - The analyte was found in the laboratory blank as well as the sample. This indicates possible laboratory contamination of the

Ann Gladwell
Laboratory Director

Generated on 2/21/2008 3:44:53 PM

[redacted]

TestAmerica

SUMMARY OF ANALYTICAL RESULTS: Q23

Sample ID	115-WCWP12Comp4A		115-WCWP12Comp5A		WP12-Comp1B	
Lab Sample No.	897607		897613		898442	
Sampling Date	1/29/2008 0:00		1/29/2008 0:00		2/1/2008 0:00	
Matrix	SOLID		SOLID		SOLID	
Dilution Factor	1		1		1	
Units	mg/l		mg/l		mg/l	
TCLP SEMIVOLATILE COMPOUNDS (GC/MS						
o-Cresol	0.04	U	0.04	U	0.04	U
m&p-Cresol	0.04	U	0.04	U	0.04	U
2,4,6-Trichlorophenol	0.04	U	0.04	U	0.04	U
2,4,5-Trichlorophenol	0.04	U	0.04	U	0.04	U
Pentachlorophenol	0.12	U	0.12	U	0.12	U
1,4-Dichlorobenzene	0.04	U	0.04	U	0.04	U
Hexachloroethane	0.004	U	0.004	U	0.004	U
Nitrobenzene	0.004	U	0.004	U	0.004	U
Hexachlorobutadiene	0.008	U	0.008	U	0.008	U
2,4-Dinitrotoluene	0.008	U	0.008	U	0.008	U
Hexachlorobenzene	0.004	U	0.004	U	0.004	U
Pyridine	0.04	U	0.04	U	0.04	U

NR - Not analyzed.
U - The compound was not detected at the indi
J - Data indicates the presence of a compound but greater than zero.
The concentration given is an approximate v
B - The analyte was found in the laboratory blar sample.

Ann Gladwell
Laboratory Director

Generated on 2/21/2008 3:44:53 PM

TestAmerica

SUMMARY OF ANALYTICAL RESULTS: Q23

Sample ID	WP12-Comp2B		WP12-Comp3B		WP12-Comp4B	
Lab Sample No.	898443		898444		898445	
Sampling Date	1/30/2008 0:00		2/1/2008 0:00		1/31/2008 0:00	
Matrix	SOLID		SOLID		SOLID	
Dilution Factor	1		1		1	
Units	mg/l		mg/l		mg/l	
TCLP SEMIVOLATILE COMPOUNDS (GC/MS						
o-Cresol	0.04	U	0.04	U	0.04	U
m&p-Cresol	0.04	U	0.04	U	0.04	U
2,4,6-Trichlorophenol	0.04	U	0.04	U	0.04	U
2,4,5-Trichlorophenol	0.04	U	0.04	U	0.04	U
Pentachlorophenol	0.12	U	0.12	U	0.12	U
1,4-Dichlorobenzene	0.04	U	0.04	U	0.04	U
Hexachloroethane	0.004	U	0.004	U	0.004	U
Nitrobenzene	0.004	U	0.004	U	0.004	U
Hexachlorobutadiene	0.008	U	0.008	U	0.008	U
2,4-Dinitrotoluene	0.008	U	0.008	U	0.008	U
Hexachlorobenzene	0.004	U	0.004	U	0.004	U
Pyridine	0.04	U	0.04	U	0.04	U

NR - Not analyzed.
U - The compound was not detected at the indi
J - Data indicates the presence of a compound
The concentration given is an approximate v
B - The analyte was found in the laboratory blar

Ann Gladwell
Laboratory Director

Generated on 2/21/2008 3:44:53 PM

[redacted]

TPHC
Pg 1 of 2

TestAmerica

SUMMARY OF ANALYTICAL RESULTS: Q237

The Action Levels listed reflect current TestAmerica Edison knowledge of the standards and are intended as general guidance for the user. Please consult appropriate regulations and cleanup standards for your specific application.

Sample ID	NJ Residential	NJ Non-Residential	NJ Impact to	WC-WP12-Comp1A	WC-WP12-Comp2A	115-WCWP12Comp3A
Lab Sample No.	Direct Contact	Direct Contact	Ground Water	896610	896611	897601
Sampling Date	Soil Cleanup	Soil Cleanup	Soil Cleanup	1/28/2008 0:00	1/28/2008 0:00	1/29/2008 0:00
Matrix	Criteria	Criteria	Criteria	SOLID	SOLID	SOLID
Dilution Factor				1	1	1
Units	mg/kg	mg/kg	mg/kg	mg/Kg	mg/Kg	mg/Kg
SEMIVOLATILE COMPOUNDS (GC)						
Total DRO	NA	NA	NA	22.7	9.9	342
Total Confident Conc.				22.7	9.9	342
Total Estimated Conc. (TICs)				NA	NA	NA

NR - Not analyzed.

U - The compound was not detected at the indicated concentration.

J - Data indicates the presence of a compound that meets the identification criteria. The result is less than the quantitation limit but greater than zero. The concentration given is an approximate value.

B - The analyte was found in the laboratory blank as well as the sample. This indicates possible laboratory contamination of the sample.

Ann Gladwell
Laboratory Director

TestAmerica

SUMMARY OF ANALYTICAL RESULTS: Q23

The Action Levels listed reflect current Test/
guidance for the user. Please consult appro

Sample ID	115-WCWP12Comp4A	115-WCWP12Comp5A	WP12-Comp1B	WP12-Comp2B	WP12-Comp3B	WP12-Comp4B
Lab Sample No.	897607	897613	898442	898443	898444	898445
Sampling Date	1/29/2008 0:00	1/29/2008 0:00	2/1/2008 0:00	1/30/2008 0:00	2/1/2008 0:00	1/31/2008 0:00
Matrix	SOLID	SOLID	SOLID	SOLID	SOLID	SOLID
Dilution Factor	1	5	1	1	1	1
Units	mg/Kg	mg/Kg	mg/Kg	mg/Kg	mg/Kg	mg/Kg
SEMIVOLATILE COMPOUNDS (GC)						
Total DRO	178	671	57.4	150	180	188
Total Confident Conc.	178	671	57.4	150	180	188
Total Estimated Conc. (TICs)	NA	NA	NA	NA	NA	NA

NR - Not analyzed.
U - The compound was not detected at the indi
J - Data indicates the presence of a compound
The concentration given is an approximate v
B - The analyte was found in the laboratory blar

Ann Gladwell
Laboratory Director

TCLP PESTICIDES / PCB's
Pg 1 of 6

TestAmerica

SUMMARY OF ANALYTICAL RESULTS: Q237

Sample ID	WC-WP12-Comp1A		WC-WP12-Comp2A		115-WCWP12Comp3A		115-WCWP12Comp4A		115-WCWP12Comp5A	
Lab Sample No.	896610		896611		897601		897607		897613	
Sampling Date	1/28/2008 0:00		1/28/2008 0:00		1/29/2008 0:00		1/29/2008 0:00		1/29/2008 0:00	
Matrix	SOLID		SOLID		SOLID		SOLID		SOLID	
Dilution Factor	1		1		1		1		1	
Units	mg/l		mg/l		mg/l		mg/l		mg/l	
TCLP PESTICIDES/PCBs										
gamma-BHC (Lindane)	0.0005	U	0.0005	U	0.0005	U	0.0005	U	0.0005	U
Chlordane	0.005	U	0.005	U	0.005	U	0.005	U	0.005	U
Endrin	0.0005	U	0.0005	U	0.0005	U	0.0005	U	0.0005	U
Heptachlor	0.0005	U	0.0005	U	0.0005	U	0.0005	U	0.0005	U
Heptachlor epoxide	0.0005	U	0.0005	U	0.0005	U	0.0005	U	0.0005	U
Methoxychlor	0.0005	U	0.0005	U	0.0005	U	0.0005	U	0.0005	U
Toxaphene	0.005	U	0.005	U	0.005	U	0.005	U	0.005	U

NR - Not analyzed.

U - The compound was not detected at the indicated concentration.

J - Data indicates the presence of a compound that meets the identification criteria. The result is less than the quantitation limit but greater than zero. The concentration given is an approximate value.

B - The analyte was found in the laboratory blank as well as the sample. This indicates possible laboratory contamination of the sample.

P - For dual column analysis, the percent difference between the quantitated concentrations on the two columns is greater than 40%

* - For dual column analysis, the lowest quantitated concentration is being reported due to coeluting interference.

Ann Gladwell
Laboratory Director

TestAmerica

SUMMARY OF ANALYTICAL RESULTS: Q23

Sample ID	WP12-Comp1B		WP12-Comp2B		WP12-Comp3B		WP12-Comp4B	
Lab Sample No.	898442		898443		898444		898445	
Sampling Date	2/1/2008 0:00		1/30/2008 0:00		2/1/2008 0:00		1/31/2008 0:00	
Matrix	SOLID		SOLID		SOLID		SOLID	
Dilution Factor	1		1		1		1	
Units	mg/l		mg/l		mg/l		mg/l	
TCLP PESTICIDES/PCBs								
gamma-BHC (Lindane)	0.0005	U	0.0005	U	0.0005	U	0.0005	U
Chlordane	0.005	U	0.005	U	0.005	U	0.005	U
Endrin	0.0005	U	0.0005	U	0.0005	U	0.0005	U
Heptachlor	0.0005	U	0.0005	U	0.0005	U	0.0005	U
Heptachlor epoxide	0.0005	U	0.0005	U	0.0005	U	0.0005	U
Methoxychlor	0.0005	U	0.0005	U	0.0005	U	0.0005	U
Toxaphene	0.005	U	0.005	U	0.005	U	0.005	U

NR - Not analyzed.
U - The compound was not detected at the indi
J - Data indicates the presence of a compound
The concentration given is an approximate v
B - The analyte was found in the laboratory bla
P - For dual column analysis, the percent differ
* - For dual column analysis, the lowest quantit

Ann Gladwell
Laboratory Director

TestAmerica

SUMMARY OF ANALYTICAL RESULTS: Q237

The Action Levels listed reflect current TestAmerica Edison knowledge of the standards and are intended as general guidance for the user. Please consult appropriate regulations and cleanup standards for your specific application.

Sample ID	NJ Residential	NJ Non-Residential	NJ Impact to	WC-WP12-Comp1A	
Lab Sample No.	Direct Contact	Direct Contact	Ground Water	896610	
Sampling Date	Soil Cleanup	Soil Cleanup	Soil Cleanup	1/28/2008 0:00	
Matrix	Criteria	Criteria	Criteria	SOLID	
Dilution Factor				1	
Units	mg/kg	mg/kg	mg/kg	mg/kg	
PESTICIDES/PCBs					
Aroclor-1016	0.49	2	50	0.08	U
Aroclor-1221	0.49	2	50	0.08	U
Aroclor-1232	0.49	2	50	0.08	U
Aroclor-1242	0.49	2	50	0.08	U
Aroclor-1248	0.49	2	50	0.08	U
Aroclor-1254	0.49	2	50	0.08	U
Aroclor-1260	0.49	2	50	0.08	U
Aroclor-1262	NA	NA	NA	0.08	U
Aroclor-1268	NA	NA	NA	0.08	U

NR - Not analyzed.

U - The compound was not detected at the indicated concentration.

J - Data indicates the presence of a compound that meets the identification criteria. The result is less than the quantitation limit The concentration given is an approximate value.

B - The analyte was found in the laboratory blank as well as the sample. This indicates possible laboratory contamination of the :

P - For dual column analysis, the percent difference between the quantitated concentrations on the two columns is greater than

* - For dual column analysis, the lowest quantitated concentration is being reported due to coeluting interference.

Ann Gladwell
Laboratory Director

TestAmerica

SUMMARY OF ANALYTICAL RESULTS: Q23:

The Action Levels listed reflect current Test/
guidance for the user. Please consult appro|

Sample ID	WC-WP12-Comp2A		115-WCWP12Comp3A		115-WCWP12Comp4A	
Lab Sample No.	896611		897601		897607	
Sampling Date	1/28/2008 0:00		1/29/2008 0:00		1/29/2008 0:00	
Matrix	SOLID		SOLID		SOLID	
Dilution Factor	1		1		1	
Units	mg/kg		mg/kg		mg/kg	
PESTICIDES/PCBs						
Aroclor-1016	0.089	U	0.087	U	0.086	U
Aroclor-1221	0.089	U	0.087	U	0.086	U
Aroclor-1232	0.089	U	0.087	U	0.086	U
Aroclor-1242	0.089	U	0.087	U	0.086	U
Aroclor-1248	0.089	U	0.14		0.086	U
Aroclor-1254	0.089	U	0.087	U	0.086	U
Aroclor-1260	0.089	U	0.087	U	0.086	U
Aroclor-1262	0.089	U	0.087	U	0.086	U
Aroclor-1268	0.089	U	0.087	U	0.086	U

NR - Not analyzed.
U - The compound was not detected at the indi
J - Data indicates the presence of a compound but greater than zero.
The concentration given is an approximate v
B - The analyte was found in the laboratory blaisample.
P - For dual column analysis, the percent differ40%
* - For dual column analysis, the lowest quantit

Ann Gladwell
Laboratory Director

TestAmerica

SUMMARY OF ANALYTICAL RESULTS: Q23

The Action Levels listed reflect current Test
guidance for the user. Please consult appro

Sample ID	115-WCWP12Comp5A		WP12-Comp1B		WP12-Comp2B		WP12-Comp3B	
Lab Sample No.	897613		898442		898443		898444	
Sampling Date	1/29/2008 0:00		2/1/2008 0:00		1/30/2008 0:00		2/1/2008 0:00	
Matrix	SOLID		SOLID		SOLID		SOLID	
Dilution Factor	1		1		1		1	
Units	mg/kg		mg/kg		mg/kg		mg/kg	
PESTICIDES/PCBs								
Aroclor-1016	0.084	U	0.087	U	0.09	U	0.089	U
Aroclor-1221	0.084	U	0.087	U	0.09	U	0.089	U
Aroclor-1232	0.084	U	0.087	U	0.09	U	0.089	U
Aroclor-1242	0.084	U	0.087	U	0.09	U	0.089	U
Aroclor-1248	0.084	U	0.087	U	0.09	U	0.089	U
Aroclor-1254	0.084	U	0.087	U	0.09	U	0.089	U
Aroclor-1260	0.084	U	0.087	U	0.09	U	0.089	U
Aroclor-1262	0.084	U	0.087	U	0.09	U	0.089	U
Aroclor-1268	0.084	U	0.087	U	0.09	U	0.089	U

NR - Not analyzed.
U - The compound was not detected at the indi
J - Data indicates the presence of a compound
The concentration given is an approximate v
B - The analyte was found in the laboratory blar
P - For dual column analysis, the percent differ
* - For dual column analysis, the lowest quantit

Arlo Gladwell
Laboratory Director

TestAmerica

SUMMARY OF ANALYTICAL RESULTS: Q23

The Action Levels listed reflect current Test
guidance for the user. Please consult appro

Sample ID	WP12-Comp4B	
Lab Sample No.	898445	
Sampling Date	1/31/2008 0:00	
Matrix	SOLID	
Dilution Factor	1	
Units	mg/kg	
PESTICIDES/PCBs		
Aroclor-1016	0.084	U
Aroclor-1221	0.084	U
Aroclor-1232	0.084	U
Aroclor-1242	0.084	U
Aroclor-1248	0.084	U
Aroclor-1254	0.084	U
Aroclor-1260	0.084	U
Aroclor-1262	0.084	U
Aroclor-1268	0.084	U

NR - Not analyzed.
U - The compound was not detected at the indi
J - Data indicates the presence of a compound
The concentration given is an approximate v
B - The analyte was found in the laboratory blar
P - For dual column analysis, the percent differ
* - For dual column analysis, the lowest quantit

Ann Gladwell
Laboratory Director

TestAmerica

SUMMARY OF ANALYTICAL RESULTS: Q237

Sample ID	WC-WP12-Comp1A		WC-WP12-Comp2A		115-WCWP12Comp3A		115-WCWP12Comp4A		115-WCWP12Comp5A	
Lab Sample No.	896610		896611		897601		897607		897613	
Sampling Date	1/28/2008 0:00		1/28/2008 0:00		1/29/2008 0:00		1/29/2008 0:00		1/29/2008 0:00	
Matrix	SOLID		SOLID		SOLID		SOLID		SOLID	
Dilution Factor	1		1		1		1		1	
Units	mg/l		mg/l		mg/l		mg/l		mg/l	
TCLP PESTICIDES/PCBs										
2,4-D	0.08	U	0.08	U	0.08	U	0.08	U	0.08	U
2,4,5-TP (Silvex)	0.08	U	0.08	U	0.08	U	0.08	U	0.08	U
2,4,5-T	NR		NR		NR		NR		0.08	U

NR - Not analyzed.

U - The compound was not detected at the indicated concentration.

J - Data indicates the presence of a compound that meets the identification criteria. The result is less than the quantitation limit but greater than zero. The concentration given is an approximate value.

B - The analyte was found in the laboratory blank as well as the sample. This indicates possible laboratory contamination of the sample.

P - For dual column analysis, the percent difference between the quantitated concentrations on the two columns is greater than 40%

* - For dual column analysis, the lowest quantitated concentration is being reported due to coeluting interference.

Ann Gladwell
Laboratory Director

TestAmerica

SUMMARY OF ANALYTICAL RESULTS: Q23

Sample ID	WP12-Comp1B		WP12-Comp2B		WP12-Comp3B		WP12-Comp4B	
Lab Sample No.	898442		898443		898444		898445	
Sampling Date	2/1/2008 0:00		1/30/2008 0:00		2/1/2008 0:00		1/31/2008 0:00	
Matrix	SOLID		SOLID		SOLID		SOLID	
Dilution Factor	1		1		1		1	
Units	mg/l		mg/l		mg/l		mg/l	
TCLP PESTICIDES/PCBs								
2,4-D	0.08	U	0.08	U	0.08	U	0.08	U
2,4,5-TP (Silvex)	0.08	U	0.08	U	0.08	U	0.08	U
2,4,5-T	NR		NR		NR		NR	

NR - Not analyzed.
U - The compound was not detected at the indi
J - Data indicates the presence of a compound
The concentration given is an approximate v
B - The analyte was found in the laboratory blar
P - For dual column analysis, the percent differ
* - For dual column analysis, the lowest quantit

Ann Gladwell
Laboratory Director

TCLP METALS
1 of 9

TestAmerica

SUMMARY OF ANALYTICAL RESULTS: Q237

Sample ID	115-WC-WP12-1A		115-WC-WP12-2A		115-WC-WP12-3A		115-WC-WP12-4A		115-WC-WP12-5A		115-WC-WP12-6A	
Lab Sample No.	894919		894920		894921		894922		894923		894924	
Sampling Date	1/28/2008 0:00		1/28/2008 0:00		1/28/2008 0:00		1/28/2008 0:00		1/28/2008 0:00		1/28/2008 0:00	
Matrix	SOLID		SOLID		SOLID		SOLID		SOLID		SOLID	
Dilution Factor												
Units	mg/l		mg/l		mg/l		mg/l		mg/l		mg/l	
TCLP METALS												
Chromium	0.015	U	0.09	B	0.07	B	0.45		0.09	B	0.18	B
Lead	NR		NR		NR		NR		NR		NR	
Arsenic	NR		NR		NR		NR		NR		NR	
Barium	NR		NR		NR		NR		NR		NR	
Cadmium	NR		NR		NR		NR		NR		NR	
Mercury	NR		NR		NR		NR		NR		NR	
Selenium	NR		NR		NR		NR		NR		NR	
Silver	NR		NR		NR		NR		NR		NR	

NR - Not analyzed.

U - The compound was not detected at the indicated concentration.

B - Reported value is less than the Reporting Limit but greater than the Instrument Detection Limit.

N - The spiked sample recovery is not within control limits.

Ann Gladwell
Laboratory Director

Generated on 2/21/2008 3:50:41 PM

[redacted]

TestAmerica

SUMMARY OF ANALYTICA

Sample ID	115-WC-WP12-7A		115-WC-WP12-8A		115-WC-WP12-9A		115-WC-WP12-10A		115-WC-WP12-11A		115-WC-WP12-12A	
Lab Sample No.	894925		894926		894927		894928		895109		895110	
Sampling Date	1/28/2008 0:00		1/28/2008 0:00		1/28/2008 0:00		1/28/2008 0:00		1/29/2008 0:00		1/29/2008 0:00	
Matrix	SOLID		SOLID		SOLID		SOLID		SOLID		SOLID	
Dilution Factor												
Units	mg/l		mg/l		mg/l		mg/l		mg/l		mg/l	
TCLP METALS												
Chromium	0.17	B	0.32		0.43		0.25	B	0.78		0.43	
Lead	NR		NR		NR		NR		NR		NR	
Arsenic	NR		NR		NR		NR		NR		NR	
Barium	NR		NR		NR		NR		NR		NR	
Cadmium	NR		NR		NR		NR		NR		NR	
Mercury	NR		NR		NR		NR		NR		NR	
Selenium	NR		NR		NR		NR		NR		NR	
Silver	NR		NR		NR		NR		NR		NR	

NR - Not analyzed.
U - The compound was not d
B - Reported value is less th
N - The spiked sample recov

Ann Gladwell
Laboratory Director

Generated on 2/21/2008 3:5

TestAmerica

SUMMARY OF ANALYTICA

Sample ID	115-WC-WP12-13A		115-WC-WP12-14A		115-WC-WP12-15A		115-WC-WP12-16A		115-WC-WP12-17A		115-WC-WP12-18A	
Lab Sample No.	895111		895112		895113		895114		895115		895116	
Sampling Date	1/29/2008 0:00		1/29/2008 0:00		1/29/2008 0:00		1/29/2008 0:00		1/29/2008 0:00		1/29/2008 0:00	
Matrix	SOLID		SOLID		SOLID		SOLID		SOLID		SOLID	
Dilution Factor												
Units	mg/l		mg/l		mg/l		mg/l		mg/l		mg/l	
TCLP METALS												
Chromium	0.22	B	0.2	B	0.42		0.56		0.43		0.26	
Lead	NR		NR		NR		NR		NR		NR	
Arsenic	NR		NR		NR		NR		NR		NR	
Barium	NR		NR		NR		NR		NR		NR	
Cadmium	NR		NR		NR		NR		NR		NR	
Mercury	NR		NR		NR		NR		NR		NR	
Selenium	NR		NR		NR		NR		NR		NR	
Silver	NR		NR		NR		NR		NR		NR	

NR - Not analyzed.
U - The compound was not d
B - Reported value is less th
N - The spiked sample recov

Ann Gladwell
Laboratory Director

Generated on 2/21/2008 3:5(

TestAmerica

SUMMARY OF ANALYTICA

Sample ID	115-WC-WP12-19A		115-WC-WP12-20A		115-WC-WP12-21A		115-WC-WP12-22A		115-WC-WP12-23A		115-WC-WP12-24A	
Lab Sample No.	895117		895118		895119		895120		895121		895460	
Sampling Date	1/29/2008 0:00		1/29/2008 0:00		1/29/2008 0:00		1/29/2008 0:00		1/29/2008 0:00		1/30/2008 0:00	
Matrix	SOLID		SOLID		SOLID		SOLID		SOLID		SOLID	
Dilution Factor												
Units	mg/l		mg/l		mg/l		mg/l		mg/l		mg/l	
TCLP METALS												
Chromium	0.04	B	0.09	B	0.014	U	0.014	U	0.05	B	0.02	B
Lead	NR		NR		NR		NR		NR		NR	
Arsenic	NR		NR		NR		NR		NR		NR	
Barium	NR		NR		NR		NR		NR		NR	
Cadmium	NR		NR		NR		NR		NR		NR	
Mercury	NR		NR		NR		NR		NR		NR	
Selenium	NR		NR		NR		NR		NR		NR	
Silver	NR		NR		NR		NR		NR		NR	

NR - Not analyzed.
U - The compound was not d
B - Reported value is less th
N - The spiked sample recov

Ann Gladwell
Laboratory Director

Generated on 2/21/2008 3:5(

TestAmerica

SUMMARY OF ANALYTICA

Sample ID	115-WC-WP12-21B		115-WC-WP12-20B		115-WC-WP12-19B		115-WC-WP12-18B		115-WC-WP12-17B		115-WC-WP12-16B	
Lab Sample No.	895461		895462		895962		895963		895964		895965	
Sampling Date	1/30/2008 0:00		1/30/2008 0:00		1/31/2008 0:00		1/31/2008 0:00		1/31/2008 0:00		1/31/2008 0:00	
Matrix	SOLID		SOLID		SOLID		SOLID		SOLID		SOLID	
Dilution Factor												
Units	mg/l		mg/l		mg/l		mg/l		mg/l		mg/l	
TCLP METALS												
Chromium	0.05	B	0.09	B	0.46		0.11	B	0.07	B	0.28	
Lead	NR		NR		NR		NR		NR		NR	
Arsenic	NR		NR		NR		NR		NR		NR	
Barium	NR		NR		NR		NR		NR		NR	
Cadmium	NR		NR		NR		NR		NR		NR	
Mercury	NR		NR		NR		NR		NR		NR	
Selenium	NR		NR		NR		NR		NR		NR	
Silver	NR		NR		NR		NR		NR		NR	

NR - Not analyzed.
U - The compound was not d
B - Reported value is less th
N - The spiked sample recov

Ann Gladwell
Laboratory Director

Generated on 2/21/2008 3:5(

TestAmerica

SUMMARY OF ANALYTICA

Sample ID	115-WC-WP12-15B	115-WC-WP12-14B	115-WC-WP12-13B	115-WC-WP12-12B	115-WC-WP12-11B	115-WC-WP12-10B
Lab Sample No.	895966	895967	895968	895969	895970	895971
Sampling Date	1/31/2008 0:00	1/31/2008 0:00	1/31/2008 0:00	1/31/2008 0:00	1/31/2008 0:00	1/31/2008 0:00
Matrix	SOLID	SOLID	SOLID	SOLID	SOLID	SOLID
Dilution Factor						
Units	mg/l	mg/l	mg/l	mg/l	mg/l	mg/l
TCLP METALS						
Chromium	0.54	0.87	0.78	0.4	0.75	0.89
Lead	NR	NR	NR	NR	NR	NR
Arsenic	NR	NR	NR	NR	NR	NR
Barium	NR	NR	NR	NR	NR	NR
Cadmium	NR	NR	NR	NR	NR	NR
Mercury	NR	NR	NR	NR	NR	NR
Selenium	NR	NR	NR	NR	NR	NR
Silver	NR	NR	NR	NR	NR	NR

NR - Not analyzed.
U - The compound was not d
B - Reported value is less th
N - The spiked sample recov

Ann Gladwell
Laboratory Director

Generated on 2/21/2008 3:5(

TestAmerica

SUMMARY OF ANALYTICA

Sample ID	115-WC-WP12-9B	115-WC-WP12-8B	115-WC-WP12-7B		115-WC-WP12-6B	115-WC-WP12-5B	115-WC-WP12-4B
Lab Sample No.	895972	895973	895974		895975	895976	895977
Sampling Date	1/31/2008 0:00	1/31/2008 0:00	2/1/2008 0:00		2/1/2008 0:00	2/1/2008 0:00	2/1/2008 0:00
Matrix	SOLID	SOLID	SOLID		SOLID	SOLID	SOLID
Dilution Factor							
Units	mg/l	mg/l	mg/l		mg/l	mg/l	mg/l
TCLP METALS							
Chromium	0.89	0.43	0.23	B	0.38	0.45	0.56
Lead	NR	NR	NR		NR	NR	NR
Arsenic	NR	NR	NR		NR	NR	NR
Barium	NR	NR	NR		NR	NR	NR
Cadmium	NR	NR	NR		NR	NR	NR
Mercury	NR	NR	NR		NR	NR	NR
Selenium	NR	NR	NR		NR	NR	NR
Silver	NR	NR	NR		NR	NR	NR

NR - Not analyzed.
U - The compound was not d
B - Reported value is less th
N - The spiked sample recov

Ann Gladwell
Laboratory Director

Generated on 2/21/2008 3:5

TestAmerica

SUMMARY OF ANALYTICA

Sample ID	115-WC-WP12-3B		115-WC-WP12-2B		115-WC-WP12-1B		WC-WP12-Comp1A		WC-WP12-Comp2A		115-WCWP12Comp3A	
Lab Sample No.	895978		895979		895980		896610		896611		897601	
Sampling Date	2/1/2008 0:00		2/1/2008 0:00		2/1/2008 0:00		1/28/2008 0:00		1/28/2008 0:00		1/29/2008 0:00	
Matrix	SOLID		SOLID		SOLID		SOLID		SOLID		SOLID	
Dilution Factor												
Units	mg/l		mg/l		mg/l		mg/l		mg/l		mg/l	
TCLP METALS												
Chromium	0.19	B	0.09	B	0.5		NR		NR		NR	
Lead	NR		NR		NR		0.011	U	0.011	U	0.011	U
Arsenic	NR		NR		NR		0.023	U	0.023	U	0.023	U
Barium	NR		NR		NR		0.35	B	0.07	B	0.04	B
Cadmium	NR		NR		NR		0.0025	U	0.0025	U	0.0025	U
Mercury	NR		NR		NR		0.0001	U	0.0001	U	0.0001	U
Selenium	NR		NR		NR		0.024	U	0.024	U	0.024	U
Silver	NR		NR		NR		0.006	U	0.006	U	0.006	U

NR - Not analyzed.
U - The compound was not d
B - Reported value is less th
N - The spiked sample recov

Ann Gladwell
Laboratory Director

Generated on 2/21/2008 3:5(

TestAmerica

SUMMARY OF ANALYTICA

Sample ID	115-WCWP12Comp4A		115-WCWP12Comp5A		WP12-Comp1B		WP12-Comp2B		WP12-Comp3B		WP12-Comp4B	
Lab Sample No.	897607		897613		898442		898443		898444		898445	
Sampling Date	1/29/2008 0:00		1/29/2008 0:00		2/1/2008 0:00		1/30/2008 0:00		2/1/2008 0:00		1/31/2008 0:00	
Matrix	SOLID		SOLID		SOLID		SOLID		SOLID		SOLID	
Dilution Factor												
Units	mg/l		mg/l		mg/l		mg/l		mg/l		mg/l	
TCLP METALS												
Chromium	NR		NR		NR		NR		NR		NR	
Lead	0.011	U	0.011	U	0.011	U	0.011	U	0.011	U	0.011	U
Arsenic	0.023	U	0.023	U	0.023	U	0.023	U	0.023	U	0.03	B
Barium	0.05	B	0.09	B	0.09	B	0.05	B	0.05	B	0.06	B
Cadmium	0.0025	U	0.0025	U	0.0025	U	0.0025	U	0.0025	U	0.0025	U
Mercury	0.0001	U	0.0001	U	0.0001	U	0.0001	U	0.0002	B	0.0001	U
Selenium	0.024	U	0.024	U	0.024	U	0.024	U	0.024	U	0.024	U
Silver	0.006	U	0.006	U	0.006	U	0.006	U	0.006	U	0.006	U

NR - Not analyzed.
U - The compound was not d
B - Reported value is less th
N - The spiked sample recov

Ann Gladwell
Laboratory Director

Generated on 2/21/2008 3:5

TOTAL CHROMIUM
Pg 1 of 2

TestAmerica

SUMMARY OF ANALYTICA

Sample ID	115-WC-WP12-3B	115-WC-WP12-2B	115-WC-WP12-1B	WC-WP12-Comp1A	WC-WP12-Comp2A	115-WCWP12Comp3A
Lab Sample No.	895978	895979	895980	896610	896611	897601
Sampling Date	2/1/2008 0:00	2/1/2008 0:00	2/1/2008 0:00	1/28/2008 0:00	1/28/2008 0:00	1/29/2008 0:00
Matrix	SOLID	SOLID	SOLID	SOLID	SOLID	SOLID
Dilution Factor				2	2	2
Units	mg/kg	mg/kg	mg/kg	mg/kg	mg/kg	mg/kg
METALS						
Chromium	NR	NR	NR	883	466	331

NR - Not analyzed.
U - The compound was not d
B - Reported value is less th
N - The spiked sample recov

Ann Gladwell
Laboratory Director

Generated on 2/21/2008 3:5

TestAmerica

SUMMARY OF ANALYTICA

Sample ID	115-WCWP12Comp4A	115-WCWP12Comp5A	WP12-Comp1B	WP12-Comp2B	WP12-Comp3B	WP12-Comp4B
Lab Sample No.	897607	897613	898442	898443	898444	898445
Sampling Date	1/29/2008 0:00	1/29/2008 0:00	2/1/2008 0:00	1/30/2008 0:00	2/1/2008 0:00	1/31/2008 0:00
Matrix	SOLID	SOLID	SOLID	SOLID	SOLID	SOLID
Dilution Factor	2	2	2	2	2	2
Units	mg/kg	mg/kg	mg/kg	mg/kg	mg/kg	mg/kg
METALS						
Chromium	200	373	224	385	492	713

NR - Not analyzed.
U - The compound was not d
B - Reported value is less tha
N - The spiked sample recov

Ann Gladwell
Laboratory Director

Generated on 2/21/2008 3:5(

CHROMIUM IV | RCRA
pg 1 of 5

TestAmerica

SUMMARY OF ANALYTICAL RESULTS: Q237

The Action Levels listed reflect current TestAmerica Edison knowledge of the standards and are intended as general guidance for the user. Please consult appropriate regulations and cleanup standards for your specific application.

Sample ID	NJ Residential	NJ Non-Residential	NJ Impact to	WC-WP12-Comp1A		WC-WP12-Comp2A		895109	
Lab Sample No.	Direct Contact	Direct Contact	Ground Water	896610		896611		897596	
Sampling Date	Soil Cleanup	Soil Cleanup	Soil Cleanup	1/28/2008 0:00		1/28/2008 0:00		1/29/2008 0:0	
Matrix	Criteria	Criteria	Criteria	SOLID		SOLID		SOLID	
Dilution Factor									
Units									
WET CHEMISTRY									
Chromium VI (mg/kg)	NA	NA	NA	19.3		24.8		NR	
Corrosivity (std units)	NA	NA	NA	9.88		10.79		NR	
Ignitability (deg F)	NA	NA	NA	>160		>160		NR	
Reactive Cyanide (mg/kg)	NA	NA	NA	25	U	25	U	NR	
Reactive Sulfide (mg/kg)	NA	NA	NA	20	U	20	U	NR	
Composite ()	NA	NA	NA	NR		NR		0	

NR - Not analyzed.
U - The compound was not detected at the indicated concentration.
0 - Non-Ignitable.
1 - Ignitable.

Ann Gladwell
Laboratory Director

Generated on 2/21/2008 3:50:41 PM

TestAmerica

SUMMARY OF ANALYTICAL RESULTS: Q23

The Action Levels listed reflect current Test
guidance for the user. Please consult appro

Sample ID	895110		895111		895112		895113		115-WCWP12Comp3A		895114	
Lab Sample No.	897597		897598		897599		897600		897601		897602	
Sampling Date	1/29/2008 0:00		1/29/2008 0:00		1/29/2008 0:00		1/29/2008 0:00		1/29/2008 0:00		1/29/2008 0:00	
Matrix	SOLID		SOLID		SOLID		SOLID		SOLID		SOLID	
Dilution Factor												
Units												
WET CHEMISTRY												
Chromium VI (mg/kg)	NR		NR		NR		NR		13.8		NR	
Corrosivity (std units)	NR		NR		NR		NR		10.99		NR	
Ignitability (deg F)	NR		NR		NR		NR		NR		NR	
Reactive Cyanide (mg/kg)	NR		NR		NR		NR		25	U	NR	
Reactive Sulfide (mg/kg)	NR		NR		NR		NR		20	U	NR	
Composite ()	0	U	0	U	0	U	0	U	NR		0	U

NR - Not analyzed.
U - The compound was not detected at the indi
0 - Non-Ignitable.
1 - Ignitable.

Ann Gladwell
Laboratory Director

Generated on 2/21/2008 3:50:41 PM

[redacted]

TestAmerica

SUMMARY OF ANALYTICAL RESULTS: Q23:

The Action Levels listed reflect current Test/
guidance for the user. Please consult appro

Sample ID	895115	895116	895117	895118	115-WCWP12Comp4A	895119
Lab Sample No.	897603	897604	897605	897606	897607	897608
Sampling Date	1/29/2008 0:0	1/29/2008 0:0	1/29/2008 0:0	1/29/2008 0:0	1/29/2008 0:00	1/29/2008 0:0
Matrix	SOLID	SOLID	SOLID	SOLID	SOLID	SOLID
Dilution Factor						
Units						
WET CHEMISTRY						
Chromium VI (mg/kg)	NR	NR	NR	NR	11	NR
Corrosivity (std units)	NR	NR	NR	NR	11.3	NR
Ignitability (deg F)	NR	NR	NR	NR	NR	NR
Reactive Cyanide (mg/kg)	NR	NR	NR	NR	25 U	NR
Reactive Sulfide (mg/kg)	NR	NR	NR	NR	20 U	NR
Composite ()	0	0	0	0	NR	0

NR - Not analyzed.
U - The compound was not detected at the indi
0 - Non-Ignitable.
1 - Ignitable.

Ann Gladwell
Laboratory Director

Generated on 2/21/2008 3:50:41 PM

TestAmerica

SUMMARY OF ANALYTICAL RESULTS: Q23

The Action Levels listed reflect current Test
guidance for the user. Please consult appro

Sample ID	895120	895121	895460	895461	115-WCWP12Comp5A		WP12-Comp1B	
Lab Sample No.	897609	897610	897611	897612	897613		898442	
Sampling Date	1/29/2008 0:00	1/29/2008 0:0	/29/2008 0:0	/29/2008 0:0	1/29/2008 0:00		2/1/2008 0:00	
Matrix	SOLID	SOLID	SOLID	SOLID	SOLID		SOLID	
Dilution Factor								
Units								
WET CHEMISTRY								
Chromium VI (mg/kg)	NR	NR	NR	NR	4		9.4	
Corrosivity (std units)	NR	NR	NR	NR	10.08		11.39	
Ignitability (deg F)	NR	NR	NR	NR	NR		NR	
Reactive Cyanide (mg/kg)	NR	NR	NR	NR	25	U	25	U
Reactive Sulfide (mg/kg)	NR	NR	NR	NR	20	U	20	U
Composite ()	0	0	0	0	NR		NR	

NR - Not analyzed.
U - The compound was not detected at the indi
0 - Non-Ignitable.
1 - Ignitable.

Ann Gladwell
Laboratory Director

Generated on 2/21/2008 3:50:41 PM

TestAmerica

SUMMARY OF ANALYTICAL RESULTS: Q23:

The Action Levels listed reflect current Test/
guidance for the user. Please consult appro|

Sample ID	WP12-Comp2B		WP12-Comp3B		WP12-Comp4B	
Lab Sample No.	898443		898444		898445	
Sampling Date	1/30/2008 0:00		2/1/2008 0:00		1/31/2008 0:00	
Matrix	SOLID		SOLID		SOLID	
Dilution Factor						
Units						
WET CHEMISTRY						
Chromium VI (mg/kg)	23.1		29.2		21.4	
Corrosivity (std units)	11.56		11.75		11.69	
Ignitability (deg F)	NR		NR		NR	
Reactive Cyanide (mg/kg)	25	U	25	U	25	U
Reactive Sulfide (mg/kg)	20	U	20	U	20	U
Composite ()	NR		NR		NR	

NR - Not analyzed.
U - The compound was not detected at the indi
0 - Non-Ignitable.
1 - Ignitable.

Ann Gladwell
Laboratory Director

Generated on 2/21/2008 3:50:41 PM

WASTE MANAGEMENT

(WP-10)

GENERATOR'S WASTE PROFILE SHEET

PLEASE PRINT IN INK OR TYPE

Service Agreeement on File? ☐ Yes ☐ No Profile Number: WMI

Renewal Date: _____

A. Waste Generator Information

1. Generator Name: HONEYWELL INTERNATIONAL
2. SIC Code: N/A
3. Facility Street Address: 441 - ROUTE 440
4. Phone: 973-455-2175
5. Facility City: JERSEY CITY
6. State/Province: NEW JERSEY
7. Zip/Postal Code: 07305
8. Generator USEPA/Federal ID #: NJD986581437
9. County: HUDSON
10. State/Province ID #: NEW JERSEY
11. Customer Name: HONEYWELL INTERNATIONAL
12. Customer Phone: 973-455-2175
13. Customer Contact: WILLIAM J. HAGUE
14. Customer Fax: 973-455-2315

B. Waste Stream Information

1. Name of Waste: ID-27 NON HAZARDOUS SOIL
2. State Waste Code: N/A
3. Process Generating Waste: EXCAVATION OF IMPORTED FILL MATERIAL THAT WAS UTILIZED FOR A WORK PLATFORM FOR HEAVY CONSTRUCTION EQUIPMENT.
4. Estimated Annual Volume: 470 ☐ Tons ☒ Yards ☐ Other (specify) _____
5. Personal Protective Equipment Requirements GLOVES, DUSTMASK
6. Transporter/Transfer Station RCC TRUCKING OR HORWITH TRUCKING.
7. Is this a US Department of Transportation (USDOT) Hazardous Material? (If no, skip 8, 9 & 10) ☐ Yes ☒ No
8. Reportable Quantity (lbs.;kgs.): —
9. Hazardous Class/ID #: —
10. USDOT Shipping Name: —

☒ Check if additional information is attached. Indicate the number of attached pages: ___

C. Generator's Certification (Please check appropriate responses, sign, and date below.)

1.	Is the waste represented by this waste profile sheet a "Hazardous Waste," as defined by USEPA, Canadian, Mexican and/or state/province regulation, in the location where generated or ultimately managed?	☐ Yes	☒ No
2.	Does the waste represented by this waste profile sheet contain regulated radioactive material or regulated concentrations of Polychlorinated Biphenyls (PCBs)?	☐ Yes	☒ No
3.	Does this waste profile sheet and all attachments contain true and accurate descriptions of the waste material?	☒ Yes	☐ No
4.	Has all relevant information within the possession of the Generator regarding known or suspected hazards pertaining to the waste been disclosed to the Contractor?	☒ Yes	☐ No
5.	Is the analytical data attached hereto derived from testing a representative sample in accordance with 40 CFR 261.20 (c) or equivalent rules?	☐ N/A ☒ Yes	☐ No
6.	Will all changes that occur in the character of the waste be identified by the Generator and disclosed to the Contractor prior to providing the waste to the Contractor?	☒ Yes	☐ No

Certification Signature & Date W. J. Hague 11/20/06 Title: CONSTRUCTION DIRECTOR

Name (Type or Print): WILLIAM J HAGUE Customer Name: HONEYWELL INTERNATIONAL

D. WMI Management's Decision

1. Management Method: ☐ Landfill ☐ Solidify ☐ Bioremediation ☐ Other (specify) _____
2. Proposed Ultimate Management Facility: _____ 3. Hours of Acceptence: _____ ☐ N/A
4. Supplemental Information: _____
5. Precautions, Special Handling Procedures, or Limitations on Approval: _____

Special Waste Decision: ☐ Approved ☐ Disapproved

Salesperson's Signature: _____ Date: _____

Division Approval Signature (Optional): _____ Date: _____

Special Waste Approvals Person Signature _____ Date: _____

60 Kellogg Street,
Jersey City NJ07305
Phone: 201-395-0573
Fax: 201-395-0578

Construction Management Team
Study Area 7

NOVEMBER 17, 2006

NJMC
1 DE KORTE PARK PLAZA
LYNDHURST, NJ 07071
ATTENTION: MR. CHRIS DOUR

SUBJECT: 1,150 CY OF NON HAZARDOUS SOIL LOCATED AT HONEYWELL (SA-7) FACILITY, 441 ROUTE 440, JERSEY CITY, NJ.

DEAR MR. DOUR,

Enclosed are two submittals for a total 1,150 cubic yards of non-hazardous ID-27 soil that is being proposed to NJMC for disposal. One submittal is for 470 cubic yards of excavated work platform material, which is designated as WP-10 and another is for 680 cubic yards of excavated work platform material which is designated as WP-11. This material will be generated from the removal of a work platform that was constructed of imported backfill, which was utilized for heavy construction equipment stability during site construction activities. The following items that are require as part of the NJMC approval process for direct landfill to 1-E landfill are enclosed for your review;

- Two Waste Management Profile, one for WP-10 and one for WP-11
- Copy of the certified analytical report prepared by STL for WP-10 and WP-11.
- Spreadsheet data result for WP-10 and one spreadsheet data for WP-11
- One Sampling Plan for WP-10 and WP-11
- Sampling Diagrams (Figure 1 and Figure 2)
- Generators Indemnification and ID-27 Certification letter for both submittals

Also, as indicated on the enclosed analytical data for sample point designated as WP11-Comp-2B, the TPHC result is elevated. This result is elevated due to the fact that the sample collected was observed to have visual signs of asphalt millings. Therefore, based on asphalt is a petroleum base product, the elevated TPHC is correlated to the asphalt millings.

If you should have any question or comments, please do not hesitate to contact me at 201-395-0573 or 609-915-7388.

SINCERELY

DINO CICCONE
SA-7 WASTE MANAGER

CC:

WILLIAM HAGUE (HONEYWELL)
HELEN FAHEY (HONEYWELL)
SA-7 SITE FILE NO: 31.1

Honeywell
P.O. Box 1057
Morristown, NJ 07962-1057

ID 27 CERTIFICATION LETTER (WP10)

DATE OF DISPOSAL:_____

CHRISTOPHER L. DOUR, P.E., P.P.
NJ MEADOWLANDS COMMISSION
ERIE LANDFILL
ONE DEKORTE PARK PLAZA
LYNDHURST, NEW JERSEY 07071

RE: NJMC 1-E LANDFILL
ID 27 WASTE DISPOSAL

DEAR MR. DOUR:

This letter is to certify that (_____) Vehicle ID (_____)
Insert Hauler's Name NJDEP Decal #
scheduled for delivery today from **Honeywell International, 441 Route 440 Jersey City New Jersey 07305** includes the following materials **ID-27 Non Hazardous Soil**.

We certify that this load contains no RCRA defined hazardous wastes or toxic materials based on representative analytical information and/or MSDS sheets submitted to the Commission. All bags, steel, poly and/or glass containers meet or exceed the RCRA definition for "empty" under RCRA 40 CFR Part 261.7, and all containers are crushed.

MSDS sheets and/or analytical information are on file with the NJ Meadowlands Commission and Waste Management for this material, which certifies that the material is non-hazardous. **Only the materials listed above are contained in this load.**

If you have any further questions regarding these materials or this information, please contact

William J. Hague @ **973-455-2175**
Company Representative telephone number

I understand that should the material contained in the load differ from what is stated above, the load will be rejected, and any costs incurred for reloading the waste will be paid for by

HONEYWELL INTERNATIONAL

SINCERELY,

NAME: _____ 11/20/06

TITLE: Construction Director

Honeywell
P.O. Box 1057
Morristown, NJ 07962-1057

INDEMNIFICATION
(WP-10)

Date: **November 17, 2006**

Honeywell International warrants that each load delivered to the NJMC 1-E Landfill include only **ID-27 Non Hazardous Soil**. Information on all these wastes has been provided to the NJMC and these wastes are non-hazardous as defined by the New Jersey Department of Environmental Protection under NJAC 7:26-2.13(g)(1)vii. These wastes are generated at **Honeywell International, 441 Route 440 Jersey City New Jersey 07305.**

Honeywell International further agrees to indemnify the New Jersey Meadowlands Commission and the 1-E Landfill operator against any and all claims, losses, or damages caused in whole or in part by breach of this warranty. **Honeywell International** understands that should the Commission or the landfill operator's personnel deem any or all of this material unacceptable at any time it will be rejected.

CERTIFICATION SIGNATURE: _____ TITLE: **Construction Director**

NAME (PRINT): **William J. Hague** COMPANY NAME: **Honeywell International**

WASTE MANAGEMENT

(WP-11)

GENERATOR'S WASTE PROFILE SHEET

PLEASE PRINT IN INK OR TYPE

Service Agreeement on File? ☐ Yes ☐ No Profile Number: WMI [ ]
Renewal Date: _____

A. Waste Generator Information

1. Generator Name: HONEYWELL INTERNATIONAL
2. SIC Code: N/A
3. Facility Street Address: 441-ROUTE 440
4. Phone: 973-455-2175
5. Facility City: JERSEY CITY
6. State/Province: NEW JERSEY
7. Zip/Postal Code: 07305
8. Generator USEPA/Federal ID #: NJD986581437
9. County: HUDSON
10. State/Province ID #: NEW JERSEY
11. Customer Name: HONEYWELL INTERNATIONAL
12. Customer Phone: 973-455-2175
13. Customer Contact: WILLIAM J. HAGUE
14. Customer Fax: 973-455-2315

B. Waste Stream Information

1. Name of Waste: ID-27 NON HAZARDOUS SOIL
2. State Waste Code: N/A
3. Process Generating Waste: EXCAVATING IMPORTED FILL MATERIAL THAT WAS UTILIZED FOR A WORK PLATFORM FOR HEAVY CONSTRUCTION EQUIPMENT.
4. Estimated Annual Volume: 680 ☐ Tons ☒ Yards ☐ Other (specify) _____
5. Personal Protective Equipment Requirements GLOVES, DUST MASK
6. Transporter/Transfer Station RCC TRUCKING OR HORWITH TRUCKING.
7. Is this a US Department of Transportation (USDOT) Hazardous Material? (If no, skip 8, 9 & 10) ☐ Yes ☒ No
8. Reportable Quantity (lbs.;kgs.): _____
9. Hazardous Class/ID #: _____
10. USDOT Shipping Name: _____

☒ Check if additional information is attached. Indicate the number of attached pages: ____

C. Generator's Certification (Please check appropriate responses, sign, and date below.)

1. Is the waste represented by this waste profile sheet a "Hazardous Waste," as defined by USEPA, Canadian, Mexican and/or state/province regulation, in the location where generated or ultimately managed? ☐ Yes ☒ No
2. Does the waste represented by this waste profile sheet contain regulated radioactive material or regulated concentrations of Polychlorinated Biphenyls (PCBs)? ☐ Yes ☒ No
3. Does this waste profile sheet and all attachments contain true and accurate descriptions of the waste material? ☒ Yes ☐ No
4. Has all relevant information within the possession of the Generator regarding known or suspected hazards pertaining to the waste been disclosed to the Contractor? ☒ Yes ☐ No
5. Is the analytical data attached hereto derived from testing a representative sample in accordance with 40 CFR 261.20 (c) or equivalent rules? ☐ N/A ☒ Yes ☐ No
6. Will all changes that occur in the character of the waste be identified by the Generator and disclosed to the Contractor prior to providing the waste to the Contractor? ☒ Yes ☐ No

Certification Signature & Date [signature] 11/20/06 Title: CONSTRUCTION DIRECTOR

Name (Type or Print): WILLIAM J. HAGUE Customer Name: HONEYWELL INTERNATIONAL

D. WMI Management's Decision

1. Management Method: ☐ Landfill ☐ Solidify ☐ Bioremediation ☐ Other (specify) _____
2. Proposed Ultimate Management Facility: _____ 3. Hours of Acceptence: _____ ☐ N/A
4. Supplemental Information: _____
5. Precautions, Special Handling Procedures, or Limitations on Approval: _____

Special Waste Decision: ☐ Approved ☐ Disapproved

Salesperson's Signature: _____ Date: _____

Division Approval Signature (Optional): _____ Date: _____

Special Waste Approvals Person Signature _____ Date: _____

Honeywell
P.O. Box 1057
Morristown, NJ 07962-1057

ID 27 CERTIFICATION LETTER (WP11)

DATE OF DISPOSAL:_____

CHRISTOPHER L. DOUR, P.E., P.P.
NJ MEADOWLANDS COMMISSION
ERIE LANDFILL
ONE DEKORTE PARK PLAZA
LYNDHURST, NEW JERSEY 07071

RE: NJMC 1-E LANDFILL
ID 27 WASTE DISPOSAL

DEAR MR. DOUR:

This letter is to certify that (_____) Vehicle ID (_____)
Insert Hauler's Name NJDEP Decal #
scheduled for delivery today from **Honeywell International, 441 Route 440 Jersey City New Jersey 07305** includes the following materials **ID-27 Non Hazardous Soil**.

We certify that this load contains no RCRA defined hazardous wastes or toxic materials based on representative analytical information and/or MSDS sheets submitted to the Commission. All bags, steel, poly and/or glass containers meet or exceed the RCRA definition for "empty" under RCRA 40 CFR Part 261.7, and all containers are crushed.

MSDS sheets and/or analytical information are on file with the NJ Meadowlands Commission and Waste Management for this material, which certifies that the material is non-hazardous. **Only the materials listed above are contained in this load.**

If you have any further questions regarding these materials or this information, please contact

William J. Hague @ **973-455-2175**
Company Representative telephone number

I understand that should the material contained in the load differ from what is stated above, the load will be rejected, and any costs incurred for reloading the waste will be paid for by

HONEYWELL INTERNATIONAL

SINCERELY,

NAME: _____

TITLE: Construction Director

Honeywell
P.O. Box 1057
Morristown, NJ 07962-1057

INDEMNIFICATION
(WP-11)

Date: **November 17, 2006**

Honeywell International warrants that each load delivered to the NJMC 1-E Landfill include only **ID-27 Non Hazardous Soil**. Information on all these wastes has been provided to the NJMC and these wastes are non-hazardous as defined by the New Jersey Department of Environmental Protection under NJAC 7:26-2.13(g)(1)vii. These wastes are generated at **Honeywell International, 441 Route 440 Jersey City New Jersey 07305.**

Honeywell International further agrees to indemnify the New Jersey Meadowlands Commission and the 1-E Landfill operator against any and all claims, losses, or damages caused in whole or in part by breach of this warranty. **Honeywell International** understands that should the Commission or the landfill operator's personnel deem any or all of this material unacceptable at any time it will be rejected.

CERTIFICATION SIGNATURE: _____ TITLE: **Construction Director**

NAME (PRINT): **William J. Hague** COMPANY NAME: **Honeywell International**

WASTE CLASSIFICATION PROTOCOL

For

IN-SITU WORK PLATFORM MATERIAL

WP-10 and WP-11

LOCATED AT THE
SA-7 FACILITY
441 ROUTE 440
JERSEY CITY, NEW JERSEY

PREPARED BY:

SA-7 Construction Management Team
60 KELLOGG STREET
JERSEY CITY, NJ 07307
DINO CICCONE

DATE: October 19, 2006
File No: Sampling and Analysis 31.3

1.0 PURPOSE

The purpose of this document is to establish in-situ characterization of soil prior to being excavated. In-situ sampling will allow for direct load-out and unnecessary double handling of material or stockpile management. The material that will be sampled is known as the work platform material, located at the SA-7 facility in Jersey City, New Jersey. The work platform was constructed of imported backfill and excess SCB material from the barrier wall construction activities. The material was placed on top of existing asphalt in order to make a level working platform for heavy construction equipment stability during site construction activities. There are two areas that in-situ sampling will be conducted. The Northwest work platform designated as WP-10 and the Southwest work platform designated as WP-11. This sampling protocol is to determine if the Work Platform material is acceptable for direct landfill to NJMC. The soil will be analyzed for New Jersey Department of Environmental Protection (DEP) ID27 parameters. This includes Toxicity Characteristic Leaching Procedure (TCLP) tests for metals and full organics, RCRA characteristics (ignitability, corrosivity, and reactivity), PCB's, and Total Petroleum Hydrocarbon's (TPH), as well as Herbicides/Pesticides. Additionally total chromium and hexavalent chromium will be performed on the samples.

The results will be compared to RCRA hazardous limit outlined in N.J.A.C 7:26-8.12 Table 1.This sampling protocol will be used by Honeywell to classify the Work Platform material as hazardous or non-hazardous.

2.0 SAMPLE COLLECTION

The key to characterizing the Work Platform material is to determine the appropriate number of representative samples to be collected. The sampling areas should be field measure and a volume should be calculated. The New Jersey Department of Environmental Protection (NJDEP) has established a protocol for obtaining representative samples in support of obtaining a letter of classification. Appendix 1 of the NJDEP August 2001 "Waste Classification Request Form and Instructions" manual was used as a reference to develop this protocol. It should be noted that the NJDEP manual is based on Chapter 7 of EPA's guidance document 230/02-89-042, "Methods for Evaluating the Attainment of Cleanup Standards, Volume 1: Soils and Solid Media". Therefore, the

NJDEP manual provides an appropriate reference in the development of this sampling protocol. The following definitions have been established for this document:

"Grid": *a unit of waste designated for sampling, the boundary of which extends to three dimensions.*

"Grid Composite": *a sample obtained by compositing the required number of samples from a grid on an equal weight basis.*

"Area Composite": *a sample obtained by compositing two or more "grid composites", on an equal weight basis at the laboratory, resulting in a sample representing multiple grids.*

NORTHWEST WORK PLATFORM WP-10

1. Calculated Volume: *470 cubic yards*
2. Divide the area into 20 grids (grid volumes are between 15-35 cubic yards per grid). See Figure 1 for area and grid layouts.
3. Collect a "grid composite" (if grid volume is over 20 cubic yards) of 1 to 2 discrete samples at random within each of the 20 grids[1].
4. Submit all 20 samples to Seven Trent Laboratory (See **Section 3.0**).

SOUTHWEST WORK PLATFORM WP-11

1. Calculated Volume: *680 cubic yards*
2. Divide the area into 28 grids (grid volumes are between 15-25 cubic yards per grid). See Figure 2 for area and grid layouts.
3. Collect a "grid composite" (if grid volume is over 20 cubic yards) of 1 to 2 discrete samples at random within each of the 30 grids[2].
4. Submit all 28 samples to Seven Trent Laboratory (See **Section 3.0**).

The NJDEP allows the compositing of up to five adjacent homogeneous "grid composite" samples by the laboratory to create an "area composite". The compositing of the "grid composite" into the "area composite" will only be completed after the initial request of TCLP chrome analysis are completed on all 50 "grid composites". Due to the additional level of

1 All discrete samples within a grid composite will be homogenized prior to being sent out to the laboratory.
2 All discrete samples within a grid composite will be homogenized prior to being sent out to the laboratory.

uncertainty and to have the ability to segregate grids (if necessary) within an effective period of time, "area composites" are not recommended until after the TCLP chrome results are received , for the purposes of this document.

3.0 SAMPLE ANALYSIS, PRESERVATION AND HANDLING

Sample collection, preservation and handling must be performed in accordance with the latest edition of "New Jersey Department of Environmental Protection, Field Procedure Manual (August 2005).

All 20 "grid composite" samples for WP-10 and all 28 "grid composite" samples for WP-11 will be analyzed for TCLP Chrome. Once the results are received and reviewed then "area composites" for WP-10 and WP-11 will be created at the laboratory for the following additional parameters.

- TCLP metals and Full Organics
- RCRA Characteristics (Ignitability, Corrosivity and Reactivity)
- PCB's, Herbicides and Pesticides
- Total Petroleum Hydrocarbon's

4.0 SHIPPING AND HANDLING

The 48 samples will be shipped from the SA-7 facility in Jersey City, New Jersey to the STL in Edison, New Jersey via STL carrier. All samples are to maintain a 4 degree Celsius temperature during collection and transportation.

5.0 DECONTAMINATION PROCEDURES

All sampling equipment will be decontaminated after each sample collection. The sampling equipment will be decontaminated using the following procedures:

- Scrub in non-phosphate soap solution
- Deionized (DI) water rinse
- 10% Nitric Acid rinse (for inorganics)
- City water rinse
- DI rinse

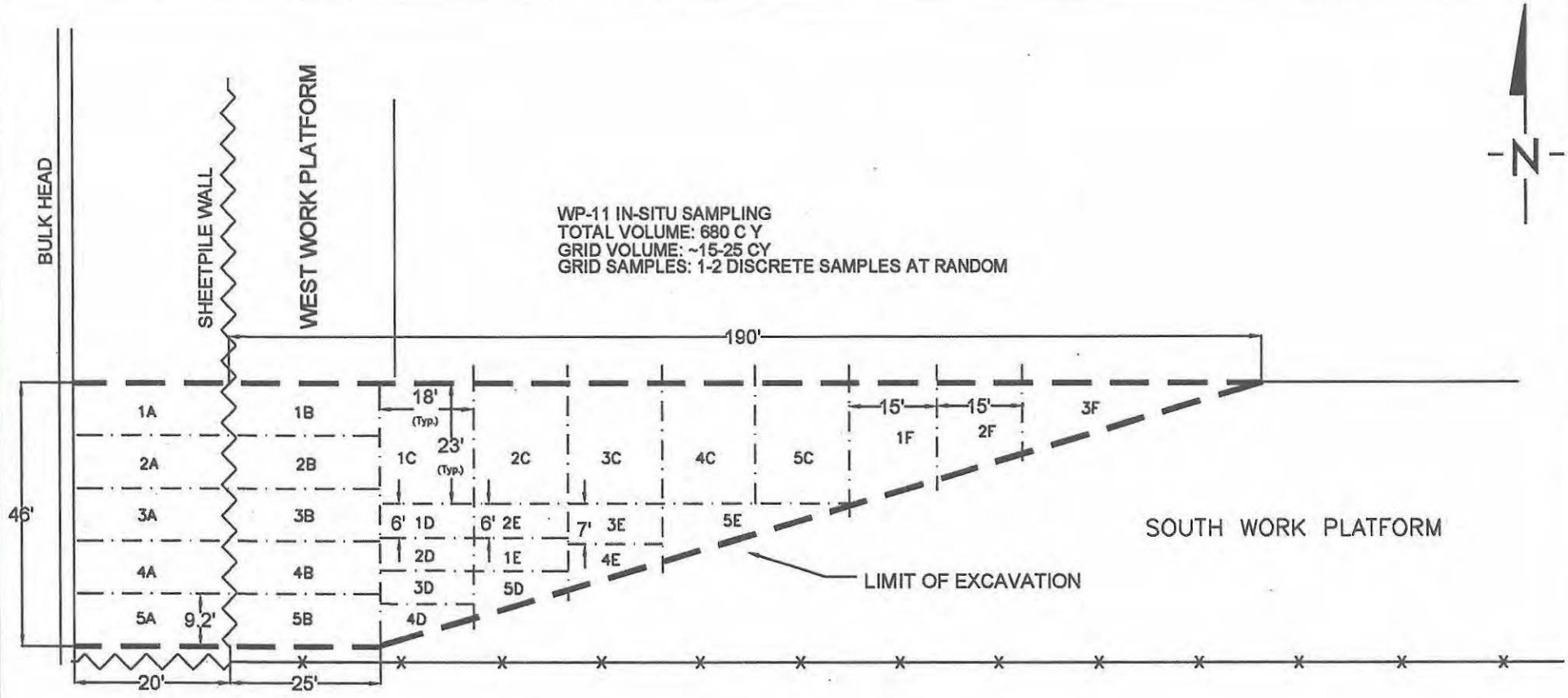

Plan View
NTS

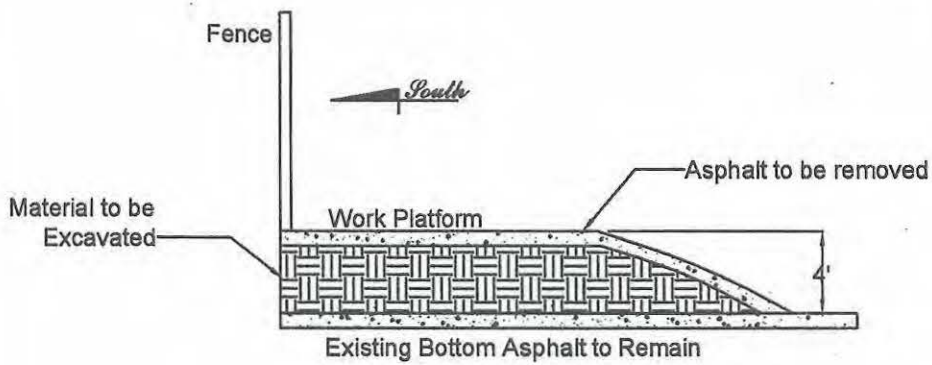

Cross Section of South Work Platform
NTS

TITLE:	WP-11 IN-SITU SOUTH WORK PLATFORM SAMPLING LOCATION MAP
LOCATION:	SA-7
HONEYWELL 440-441 ROUTE 440 JERSEY CITY NJ, 07305	CHECKED: DJC DRAFTED: DJC FILE: SCB11_111406 DATE: 11/14/06
FIGURE:	2

WP-10 INSITU SAMPLING
TOTAL VOLUME: 470 C Y
GRID VOLUME: ~15-35 CY
GRID SAMPLES: 1-2 DISCRETE SAMPLES AT RANDOM

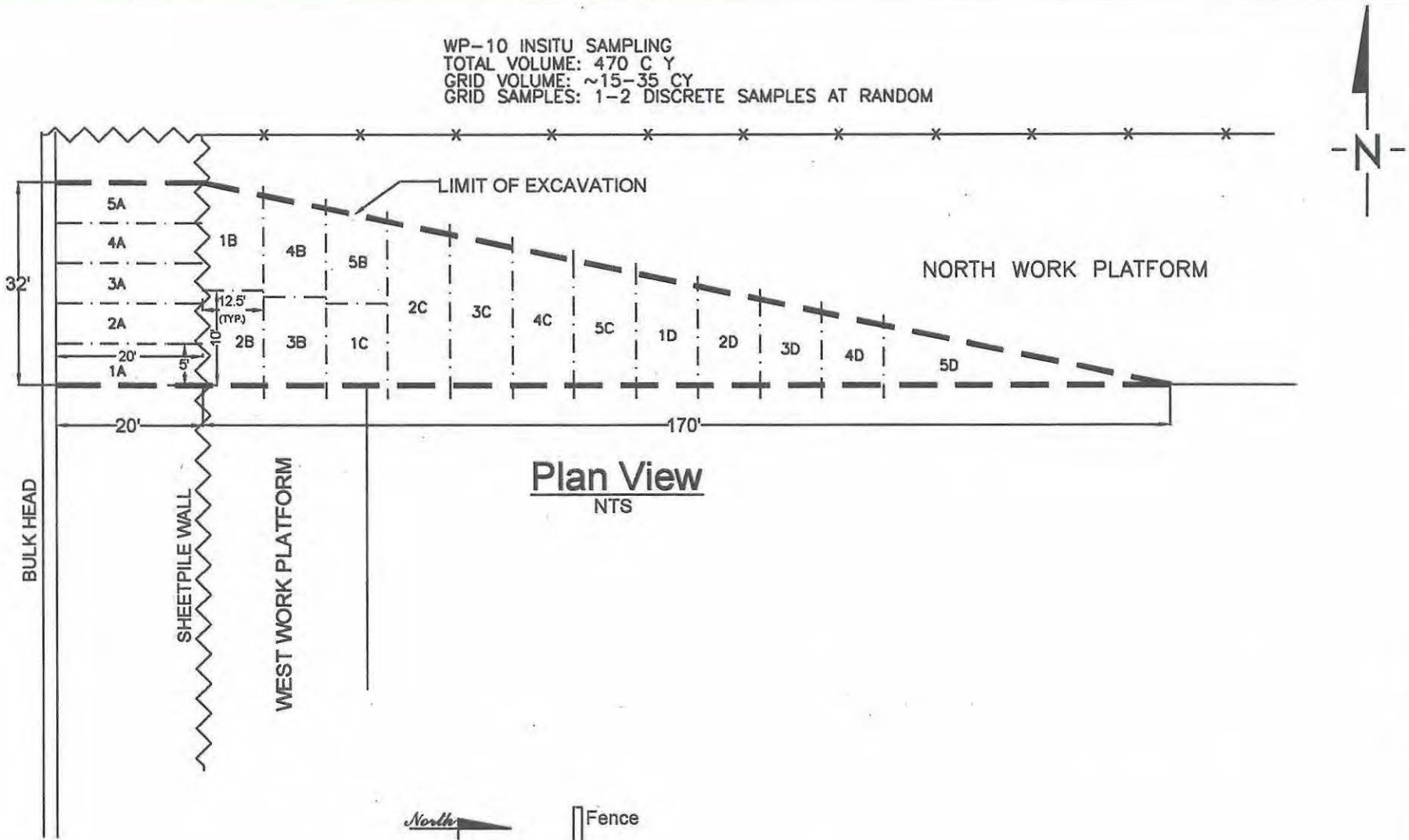

Plan View
NTS

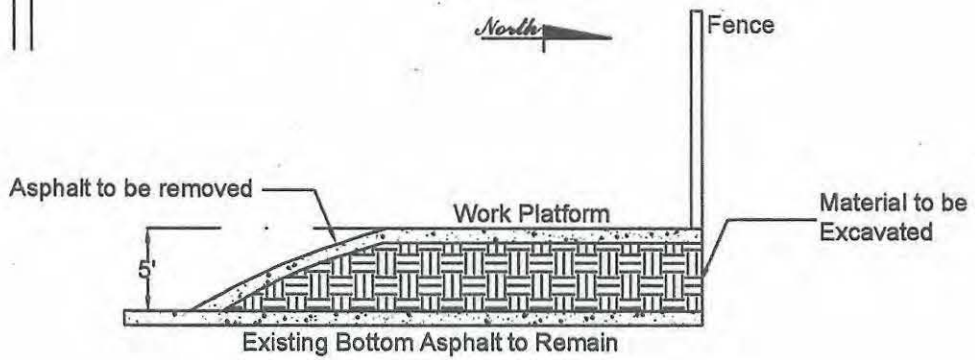

Cross Section of North Work Platform
NTS

TITLE:	WP-10 IN-SITU North WORK PLATFORM SAMPLING LOCATION MAP
LOCATION:	SA-7
HONEYWELL 440-441 ROUTE 440 JERSEY CITY NJ, 07305	CHECKED: DJC DRAFTED: DJC FILE: SCB10_111306 DATE: 11/13/06
FIGURE:	1

WP-10 INSITU WORK PLATFORM SAMPLING

TCLP Chromium Result List

Sample ID	Method Id	Date Collected	Result	RL	Qual	Units
115-WC-WP10-1A	6010B	10/27/2006	0.03	0.015	B	mg/l
115-WC-WP10-2A	6010B	10/27/2006		0.015	U	mg/l
115-WC-WP10-3A	6010B	10/27/2006	0.02	0.015	B	mg/l
115-WC-WP10-4A	6010B	10/27/2006	0.03	0.015	B	mg/l
115-WC-WP10-5A	6010B	10/27/2006		0.015	U	mg/l
115-WC-WP10-1B	6010B	10/27/2006	0.02	0.015	B	mg/l
115-WC-WP10-2B	6010B	10/27/2006		0.015	U	mg/l
115-WC-WP10-3B	6010B	10/27/2006	0.02	0.015	B	mg/l
115-WC-WP10-4B	6010B	10/27/2006	0.02	0.015	B	mg/l
115-WC-WP10-5B	6010B	10/27/2006		0.015	U	mg/l
115-WC-WP10-1C	6010B	10/27/2006	0.04	0.015	B	mg/l
115-WC-WP10-2C	6010B	10/27/2006	0.03	0.015	B	mg/l
115-WC-WP10-3C	6010B	10/27/2006	0.02	0.015	B	mg/l
115-WC-WP10-4C	6010B	10/27/2006	0.04	0.015	B	mg/l
115-WC-WP10-5C	6010B	10/27/2006		0.015	U	mg/l
115-WC-WP10-1D	6010B	10/27/2006	0.05	0.015	B	mg/l
115-WC-WP10-2D	6010B	10/27/2006	0.02	0.015	B	mg/l
115-WC-WP10-3D	6010B	10/27/2006	0.05	0.015	B	mg/l
115-WC-WP10-4D	6010B	10/27/2006	0.05	0.015	B	mg/l
115-WC-WP10-5D	6010B	10/27/2006	0.13	0.015	B	mg/l

Table Notes:

U - The compound was not detected at the indicated Method of Detection Limit (MDL)

B - Reported value is less than the practical Quantitation Limit but greater than or equal to the Instrument Detection Limit.

WP-10 INSITU SAMPLING

WASTE CHARACTERIZATION RESULT LIST

Sample ID	Method Id	Date Collected	Parameter	Result	RL	Qual	Units
SAMPLE ID: WP10-COMP1A							
WP10-Comp-1A	1030	10/27/2006	Ignitability	Non-ignitable	0		deg F
WP10-Comp-1A	418.1	10/27/2006	Total Petroleum Hydrocarbons (418.1)	2960	25		mg/kg
WP10-Comp-1A	6010B	10/27/2006	Chromium	77.6	0.75		mg/kg
WP10-Comp-1A	6010B	10/27/2006	Silver		0.013	U	mg/l
WP10-Comp-1A	6010B	10/27/2006	Arsenic		0.024	U	mg/l
WP10-Comp-1A	6010B	10/27/2006	Barium	0.13	0.0075	B	mg/l
WP10-Comp-1A	6010B	10/27/2006	Cadmium		0.003	U	mg/l
WP10-Comp-1A	6010B	10/27/2006	Lead		0.013	U	mg/l
WP10-Comp-1A	6010B	10/27/2006	Selenium		0.025	U	mg/l
WP10-Comp-1A	7196A	10/27/2006	Chromium VI		2.22	U	mg/kg
WP10-Comp-1A	7470A	10/27/2006	Mercury		0.0001	U	mg/l
WP10-Comp-1A	8081A	10/27/2006	gamma-BHC (Lindane)		0.0005	U	mg/l
WP10-Comp-1A	8081A	10/27/2006	Chlordane		0.005	U	mg/l
WP10-Comp-1A	8081A	10/27/2006	Endrin		0.0005	U	mg/l
WP10-Comp-1A	8081A	10/27/2006	Heptachlor		0.0005	U	mg/l
WP10-Comp-1A	8081A	10/27/2006	Heptachlor epoxide		0.0005	U	mg/l
WP10-Comp-1A	8081A	10/27/2006	Methoxychlor		0.0005	U	mg/l
WP10-Comp-1A	8081A	10/27/2006	Toxaphene		0.005	U	mg/l
WP10-Comp-1A	8082	10/27/2006	Aroclor-1016		84	U	ug/kg
WP10-Comp-1A	8082	10/27/2006	Aroclor-1221		84	U	ug/kg
WP10-Comp-1A	8082	10/27/2006	Aroclor-1232		84	U	ug/kg
WP10-Comp-1A	8082	10/27/2006	Aroclor-1242		84	U	ug/kg
WP10-Comp-1A	8082	10/27/2006	Aroclor-1248		84	U	ug/kg
WP10-Comp-1A	8082	10/27/2006	Aroclor-1254		84	U	ug/kg
WP10-Comp-1A	8082	10/27/2006	Aroclor-1260		84	U	ug/kg
WP10-Comp-1A	8082	10/27/2006	Aroclor-1262		84	U	ug/kg
WP10-Comp-1A	8082	10/27/2006	Aroclor-1268		84	U	ug/kg
WP10-Comp-1A	8151A	10/27/2006	2,4-D		0.08	U	mg/l
WP10-Comp-1A	8151A	10/27/2006	2,4,5-TP (Silvex)		0.08	U	mg/l
WP10-Comp-1A	8260B	10/27/2006	Vinyl Chloride		0.005	U	mg/l
WP10-Comp-1A	8260B	10/27/2006	1,1-Dichloroethene		0.002	U	mg/l
WP10-Comp-1A	8260B	10/27/2006	Chloroform		0.005	U	mg/l
WP10-Comp-1A	8260B	10/27/2006	1,2-Dichloroethane		0.002	U	mg/l
WP10-Comp-1A	8260B	10/27/2006	Methyl Ethyl Ketone		0.005	U	mg/l
WP10-Comp-1A	8260B	10/27/2006	Carbon Tetrachloride		0.002	U	mg/l
WP10-Comp-1A	8260B	10/27/2006	Trichloroethene		0.001	U	mg/l
WP10-Comp-1A	8260B	10/27/2006	Benzene		0.001	U	mg/l
WP10-Comp-1A	8260B	10/27/2006	Tetrachloroethene		0.001	U	mg/l
WP10-Comp-1A	8260B	10/27/2006	Chlorobenzene		0.005	U	mg/l
WP10-Comp-1A	8270C	10/27/2006	o-Cresol		0.04	U	mg/l
WP10-Comp-1A	8270C	10/27/2006	m&p-Cresol		0.04	U	mg/l
WP10-Comp-1A	8270C	10/27/2006	2,4,6-Trichlorophenol		0.04	U	mg/l
WP10-Comp-1A	8270C	10/27/2006	2,4,5-Trichlorophenol		0.04	U	mg/l
WP10-Comp-1A	8270C	10/27/2006	Pentachlorophenol		0.12	U	mg/l
WP10-Comp-1A	8270C	10/27/2006	1,4-Dichlorobenzene		0.04	U	mg/l
WP10-Comp-1A	8270C	10/27/2006	Hexachloroethane		0.004	U	mg/l
WP10-Comp-1A	8270C	10/27/2006	Nitrobenzene		0.004	U	mg/l
WP10-Comp-1A	8270C	10/27/2006	Hexachlorobutadiene		0.008	U	mg/l
WP10-Comp-1A	8270C	10/27/2006	2,4-Dinitrotoluene		0.008	U	mg/l
WP10-Comp-1A	8270C	10/27/2006	Hexachlorobenzene		0.004	U	mg/l
WP10-Comp-1A	8270C	10/27/2006	Pyridine		0.04	U	mg/l
WP10-Comp-1A	9040B	10/27/2006	Corrosivity	11.57	0		std units
WP10-Comp-1A	VOL1C 7.3.3	10/27/2006	Reactive Cyanide		25	U	mg/kg
WP10-Comp-1A	VOL1C 7.3.4	10/27/2006	Reactive Sulfide		20	U	mg/kg

WP-10 INSITU SAMPLING

WASTE CHARACTERIZATION RESULT LIST

Sample ID	Method Id	Date Collected	Parameter	Result	RL	Qual	Units
SAMPLE ID: WP10-COMP2B							
WP10-Comp-2B	1030	10/27/2006	Ignitability	Non-ignitable	0		deg F
WP10-Comp-2B	418.1	10/27/2006	Total Petroleum Hydrocarbons (418.1)	1490	25		mg/kg
WP10-Comp-2B	6010B	10/27/2006	Chromium	121	0.72		mg/kg
WP10-Comp-2B	6010B	10/27/2006	Silver	0.02	0.013	B	mg/l
WP10-Comp-2B	6010B	10/27/2006	Arsenic		0.024	U	mg/l
WP10-Comp-2B	6010B	10/27/2006	Barium	0.23	0.0075	B	mg/l
WP10-Comp-2B	6010B	10/27/2006	Cadmium		0.003	U	mg/l
WP10-Comp-2B	6010B	10/27/2006	Lead		0.013	U	mg/l
WP10-Comp-2B	6010B	10/27/2006	Selenium		0.025	U	mg/l
WP10-Comp-2B	7196A	10/27/2006	Chromium VI		2.19	U	mg/kg
WP10-Comp-2B	7470A	10/27/2006	Mercury		0.0001	U	mg/l
WP10-Comp-2B	8081A	10/27/2006	gamma-BHC (Lindane)		0.0005	U	mg/l
WP10-Comp-2B	8081A	10/27/2006	Chlordane		0.005	U	mg/l
WP10-Comp-2B	8081A	10/27/2006	Endrin		0.0005	U	mg/l
WP10-Comp-2B	8081A	10/27/2006	Heptachlor		0.0005	U	mg/l
WP10-Comp-2B	8081A	10/27/2006	Heptachlor epoxide		0.0005	U	mg/l
WP10-Comp-2B	8081A	10/27/2006	Methoxychlor		0.0005	U	mg/l
WP10-Comp-2B	8081A	10/27/2006	Toxaphene		0.005	U	mg/l
WP10-Comp-2B	8082	10/27/2006	Aroclor-1016		80	U	ug/kg
WP10-Comp-2B	8082	10/27/2006	Aroclor-1221		80	U	ug/kg
WP10-Comp-2B	8082	10/27/2006	Aroclor-1232		80	U	ug/kg
WP10-Comp-2B	8082	10/27/2006	Aroclor-1242		80	U	ug/kg
WP10-Comp-2B	8082	10/27/2006	Aroclor-1248	490	80		ug/kg
WP10-Comp-2B	8082	10/27/2006	Aroclor-1254		80	U	ug/kg
WP10-Comp-2B	8082	10/27/2006	Aroclor-1260	340	80		ug/kg
WP10-Comp-2B	8082	10/27/2006	Aroclor-1262		80	U	ug/kg
WP10-Comp-2B	8082	10/27/2006	Aroclor-1268		80	U	ug/kg
WP10-Comp-2B	8151A	10/27/2006	2,4-D		0.08	U	mg/l
WP10-Comp-2B	8151A	10/27/2006	2,4,5-TP (Silvex)		0.08	U	mg/l
WP10-Comp-2B	8260B	10/27/2006	Vinyl Chloride		0.005	U	mg/l
WP10-Comp-2B	8260B	10/27/2006	1,1-Dichloroethene		0.002	U	mg/l
WP10-Comp-2B	8260B	10/27/2006	Chloroform		0.005	U	mg/l
WP10-Comp-2B	8260B	10/27/2006	1,2-Dichloroethane		0.002	U	mg/l
WP10-Comp-2B	8260B	10/27/2006	Methyl Ethyl Ketone		0.005	U	mg/l
WP10-Comp-2B	8260B	10/27/2006	Carbon Tetrachloride		0.002	U	mg/l
WP10-Comp-2B	8260B	10/27/2006	Trichloroethene		0.001	U	mg/l
WP10-Comp-2B	8260B	10/27/2006	Benzene		0.001	U	mg/l
WP10-Comp-2B	8260B	10/27/2006	Tetrachloroethene		0.001	U	mg/l
WP10-Comp-2B	8260B	10/27/2006	Chlorobenzene		0.005	U	mg/l
WP10-Comp-2B	8270C	10/27/2006	o-Cresol		0.04	U	mg/l
WP10-Comp-2B	8270C	10/27/2006	m&p-Cresol		0.04	U	mg/l
WP10-Comp-2B	8270C	10/27/2006	2,4,6-Trichlorophenol		0.04	U	mg/l
WP10-Comp-2B	8270C	10/27/2006	2,4,5-Trichlorophenol		0.04	U	mg/l
WP10-Comp-2B	8270C	10/27/2006	Pentachlorophenol		0.12	U	mg/l
WP10-Comp-2B	8270C	10/27/2006	1,4-Dichlorobenzene		0.04	U	mg/l
WP10-Comp-2B	8270C	10/27/2006	Hexachloroethane		0.004	U	mg/l
WP10-Comp-2B	8270C	10/27/2006	Nitrobenzene		0.004	U	mg/l
WP10-Comp-2B	8270C	10/27/2006	Hexachlorobutadiene		0.008	U	mg/l
WP10-Comp-2B	8270C	10/27/2006	2,4-Dinitrotoluene		0.008	U	mg/l
WP10-Comp-2B	8270C	10/27/2006	Hexachlorobenzene		0.004	U	mg/l
WP10-Comp-2B	8270C	10/27/2006	Pyridine		0.04	U	mg/l
WP10-Comp-2B	9040B	10/27/2006	Corrosivity	10.32	0		std units
WP10-Comp-2B	VOL1C 7.3.3	10/27/2006	Reactive Cyanide		25	U	mg/kg
WP10-Comp-2B	VOL1C 7.3.4	10/27/2006	Reactive Sulfide		20	U	mg/kg

WP-10 INSITU SAMPLING

WASTE CHARACTERIZATION RESULT LIST

Sample ID	Method Id	Date Collected	Parameter	Result	RL	Qual	Units
SAMPLE ID: WP10-COMP3C							
WP10-Comp-3C	1030	10/27/2006	Ignitability	Non-ignitable	0		deg F
WP10-Comp-3C	418.1	10/27/2006	Total Petroleum Hydrocarbons (418.1)	3060	25		mg/kg
WP10-Comp-3C	6010B	10/27/2006	Chromium	386	0.7		mg/kg
WP10-Comp-3C	6010B	10/27/2006	Silver	0.01	0.013	B	mg/l
WP10-Comp-3C	6010B	10/27/2006	Arsenic		0.024	U	mg/l
WP10-Comp-3C	6010B	10/27/2006	Barium	0.55	0.0075	B	mg/l
WP10-Comp-3C	6010B	10/27/2006	Cadmium	0.007	0.003	B	mg/l
WP10-Comp-3C	6010B	10/27/2006	Lead	0.07	0.013	B	mg/l
WP10-Comp-3C	6010B	10/27/2006	Selenium		0.025	U	mg/l
WP10-Comp-3C	7196A	10/27/2006	Chromium VI		2.17	U	mg/kg
WP10-Comp-3C	7470A	10/27/2006	Mercury	0.0006	0.0001		mg/l
WP10-Comp-3C	8081A	10/27/2006	gamma-BHC (Lindane)		0.0005	U	mg/l
WP10-Comp-3C	8081A	10/27/2006	Chlordane		0.005	U	mg/l
WP10-Comp-3C	8081A	10/27/2006	Endrin		0.0005	U	mg/l
WP10-Comp-3C	8081A	10/27/2006	Heptachlor		0.0005	U	mg/l
WP10-Comp-3C	8081A	10/27/2006	Heptachlor epoxide		0.0005	U	mg/l
WP10-Comp-3C	8081A	10/27/2006	Methoxychlor		0.0005	U	mg/l
WP10-Comp-3C	8081A	10/27/2006	Toxaphene		0.005	U	mg/l
WP10-Comp-3C	8082	10/27/2006	Aroclor-1016		78	U	ug/kg
WP10-Comp-3C	8082	10/27/2006	Aroclor-1221		78	U	ug/kg
WP10-Comp-3C	8082	10/27/2006	Aroclor-1232		78	U	ug/kg
WP10-Comp-3C	8082	10/27/2006	Aroclor-1242		78	U	ug/kg
WP10-Comp-3C	8082	10/27/2006	Aroclor-1248		78	U	ug/kg
WP10-Comp-3C	8082	10/27/2006	Aroclor-1254		78	U	ug/kg
WP10-Comp-3C	8082	10/27/2006	Aroclor-1260		78	U	ug/kg
WP10-Comp-3C	8082	10/27/2006	Aroclor-1262		78	U	ug/kg
WP10-Comp-3C	8082	10/27/2006	Aroclor-1268		78	U	ug/kg
WP10-Comp-3C	8151A	10/27/2006	2,4-D		0.08	U	mg/l
WP10-Comp-3C	8151A	10/27/2006	2,4,5-TP (Silvex)		0.08	U	mg/l
WP10-Comp-3C	8260B	10/27/2006	Vinyl Chloride		0.005	U	mg/l
WP10-Comp-3C	8260B	10/27/2006	1,1-Dichloroethene		0.002	U	mg/l
WP10-Comp-3C	8260B	10/27/2006	Chloroform		0.005	U	mg/l
WP10-Comp-3C	8260B	10/27/2006	1,2-Dichloroethane		0.002	U	mg/l
WP10-Comp-3C	8260B	10/27/2006	Methyl Ethyl Ketone		0.005	U	mg/l
WP10-Comp-3C	8260B	10/27/2006	Carbon Tetrachloride		0.002	U	mg/l
WP10-Comp-3C	8260B	10/27/2006	Trichloroethene		0.001	U	mg/l
WP10-Comp-3C	8260B	10/27/2006	Benzene		0.001	U	mg/l
WP10-Comp-3C	8260B	10/27/2006	Tetrachloroethene		0.001	U	mg/l
WP10-Comp-3C	8260B	10/27/2006	Chlorobenzene		0.005	U	mg/l
WP10-Comp-3C	8270C	10/27/2006	o-Cresol		0.04	U	mg/l
WP10-Comp-3C	8270C	10/27/2006	m&p-Cresol		0.04	U	mg/l
WP10-Comp-3C	8270C	10/27/2006	2,4,6-Trichlorophenol		0.04	U	mg/l
WP10-Comp-3C	8270C	10/27/2006	2,4,5-Trichlorophenol		0.04	U	mg/l
WP10-Comp-3C	8270C	10/27/2006	Pentachlorophenol		0.12	U	mg/l
WP10-Comp-3C	8270C	10/27/2006	1,4-Dichlorobenzene		0.04	U	mg/l
WP10-Comp-3C	8270C	10/27/2006	Hexachloroethane		0.004	U	mg/l
WP10-Comp-3C	8270C	10/27/2006	Nitrobenzene		0.004	U	mg/l
WP10-Comp-3C	8270C	10/27/2006	Hexachlorobutadiene		0.008	U	mg/l
WP10-Comp-3C	8270C	10/27/2006	2,4-Dinitrotoluene		0.008	U	mg/l
WP10-Comp-3C	8270C	10/27/2006	Hexachlorobenzene		0.004	U	mg/l
WP10-Comp-3C	8270C	10/27/2006	Pyridine		0.04	U	mg/l
WP10-Comp-3C	9040B	10/27/2006	Corrosivity	10.27	0		std units
WP10-Comp-3C	VOL1C 7.3.3	10/27/2006	Reactive Cyanide		25	U	mg/kg
WP10-Comp-3C	VOL1C 7.3.4	10/27/2006	Reactive Sulfide		20	U	mg/kg

WP-10 INSITU SAMPLING

WASTE CHARACTERIZATION RESULT LIST

Sample ID	Method Id	Date Collected	Parameter	Result	RL	Qual	Units
SAMPLE ID: WP10-COMP4D							
WP10-Comp-4D	1030	10/27/2006	Ignitability	Non-ignitable	0		deg F
WP10-Comp-4D	418.1	10/27/2006	Total Petroleum Hydrocarbons (418.1)	453	25		mg/kg
WP10-Comp-4D	6010B	10/27/2006	Chromium	292	0.75		mg/kg
WP10-Comp-4D	6010B	10/27/2006	Silver		0.013	U	mg/l
WP10-Comp-4D	6010B	10/27/2006	Arsenic		0.024	U	mg/l
WP10-Comp-4D	6010B	10/27/2006	Barium	0.61	0.0075	B	mg/l
WP10-Comp-4D	6010B	10/27/2006	Cadmium	0.004	0.003	B	mg/l
WP10-Comp-4D	6010B	10/27/2006	Lead	0.02	0.013	B	mg/l
WP10-Comp-4D	6010B	10/27/2006	Selenium		0.025	U	mg/l
WP10-Comp-4D	7196A	10/27/2006	Chromium VI		2.43	U	mg/kg
WP10-Comp-4D	7470A	10/27/2006	Meroury	0.0001	0.0001	B	mg/l
WP10-Comp-4D	8081A	10/27/2006	gamma-BHC (Lindane)		0.0005	U	mg/l
WP10-Comp-4D	8081A	10/27/2006	Chlordane		0.005	U	mg/l
WP10-Comp-4D	8081A	10/27/2006	Endrin		0.0005	U	mg/l
WP10-Comp-4D	8081A	10/27/2006	Heptachlor		0.0005	U	mg/l
WP10-Comp-4D	8081A	10/27/2006	Heptachlor epoxide		0.0005	U	mg/l
WP10-Comp-4D	8081A	10/27/2006	Methoxychlor		0.0005	U	mg/l
WP10-Comp-4D	8081A	10/27/2006	Toxaphene		0.005	U	mg/l
WP10-Comp-4D	8082	10/27/2006	Aroclor-1016		84	U	ug/kg
WP10-Comp-4D	8082	10/27/2006	Aroclor-1221		84	U	ug/kg
WP10-Comp-4D	8082	10/27/2006	Aroclor-1232		84	U	ug/kg
WP10-Comp-4D	8082	10/27/2006	Aroclor-1242		84	U	ug/kg
WP10-Comp-4D	8082	10/27/2006	Aroclor-1248		84	U	ug/kg
WP10-Comp-4D	8082	10/27/2006	Aroclor-1254		84	U	ug/kg
WP10-Comp-4D	8082	10/27/2006	Aroclor-1260		84	U	ug/kg
WP10-Comp-4D	8082	10/27/2006	Aroclor-1262		84	U	ug/kg
WP10-Comp-4D	8082	10/27/2006	Aroclor-1268		84	U	ug/kg
WP10-Comp-4D	8151A	10/27/2006	2,4-D		0.08	U	mg/l
WP10-Comp-4D	8151A	10/27/2006	2,4,5-TP (Silvex)		0.08	U	mg/l
WP10-Comp-4D	8260B	10/27/2006	Vinyl Chloride		0.005	U	mg/l
WP10-Comp-4D	8260B	10/27/2006	1,1-Dichloroethene		0.002	U	mg/l
WP10-Comp-4D	8260B	10/27/2006	Chloroform		0.005	U	mg/l
WP10-Comp-4D	8260B	10/27/2006	1,2-Dichloroethane		0.002	U	mg/l
WP10-Comp-4D	8260B	10/27/2006	Methyl Ethyl Ketone		0.005	U	mg/l
WP10-Comp-4D	8260B	10/27/2006	Carbon Tetrachloride		0.002	U	mg/l
WP10-Comp-4D	8260B	10/27/2006	Trichloroethene		0.001	U	mg/l
WP10-Comp-4D	8260B	10/27/2006	Benzene		0.001	U	mg/l
WP10-Comp-4D	8260B	10/27/2006	Tetrachloroethene		0.001	U	mg/l
WP10-Comp-4D	8260B	10/27/2006	Chlorobenzene		0.005	U	mg/l
WP10-Comp-4D	8270C	10/27/2006	o-Cresol		0.04	U	mg/l
WP10-Comp-4D	8270C	10/27/2006	m&p-Cresol		0.04	U	mg/l
WP10-Comp-4D	8270C	10/27/2006	2,4,6-Trichlorophenol		0.04	U	mg/l
WP10-Comp-4D	8270C	10/27/2006	2,4,5-Trichlorophenol		0.04	U	mg/l
WP10-Comp-4D	8270C	10/27/2006	Pentachlorophenol		0.12	U	mg/l
WP10-Comp-4D	8270C	10/27/2006	1,4-Dichlorobenzene		0.04	U	mg/l
WP10-Comp-4D	8270C	10/27/2006	Hexachloroethane		0.004	U	mg/l
WP10-Comp-4D	8270C	10/27/2006	Nitrobenzene		0.004	U	mg/l
WP10-Comp-4D	8270C	10/27/2006	Hexachlorobutadiene		0.008	U	mg/l
WP10-Comp-4D	8270C	10/27/2006	2,4-Dinitrotoluene		0.008	U	mg/l
WP10-Comp-4D	8270C	10/27/2006	Hexachlorobenzene		0.004	U	mg/l
WP10-Comp-4D	8270C	10/27/2006	Pyridine		0.04	U	mg/l
WP10-Comp-4D	9040B	10/27/2006	Corrosivity	10.89	0		std units
WP10-Comp-4D	VOL1C 7.3.3	10/27/2006	Reactive Cyanide		25	U	mg/kg
WP10-Comp-4D	VOL1C 7.3.4	10/27/2006	Reactive Sulfide		20	U	mg/kg

Table Notes:

U - The compound was not detected at the indicated Method of Detection Limit (MDL)

B - Reported value is less than the practical Quantitation Limit but greater than or equal to the Instrument Detection Limit.

WP-10

SEVERN TRENT STL

SUMMARY OF ANALYTICAL RESULTS: Y928

Sample ID	WP10-Comp-1A		WP10-Comp-2B		WP10-Comp-3C		WP10-Comp-4D	
Lab Sample No.	783068		783069		783070		783071	
Sampling Date	10/27/2006 0:00		10/27/2006 0:00		10/27/2006 0:00		10/27/2006 0:00	
Matrix	SOLID		SOLID		SOLID		SOLID	
Dilution Factor	1		1		1		1	
Units	mg/l		mg/l		mg/l		mg/l	
TCLP VOLATILE COMPOUNDS (GC/MS)								
Vinyl Chloride	0.005	U	0.005	U	0.005	U	0.005	U
1,1-Dichloroethene	0.002	U	0.002	U	0.002	U	0.002	U
Chloroform	0.005	U	0.005	U	0.005	U	0.005	U
1,2-Dichloroethane	0.002	U	0.002	U	0.002	U	0.002	U
Methyl Ethyl Ketone	0.005	U	0.005	U	0.005	U	0.005	U
Carbon Tetrachloride	0.002	U	0.002	U	0.002	U	0.002	U
Trichloroethene	0.001	U	0.001	U	0.001	U	0.001	U
Benzene	0.001	U	0.001	U	0.001	U	0.001	U
Tetrachloroethene	0.001	U	0.001	U	0.001	U	0.001	U
Chlorobenzene	0.005	U	0.005	U	0.005	U	0.005	U

NR - Not analyzed.

U - The compound was not detected at the indicated concentration.

J - Data indicates the presence of a compound that meets the identification criteria. The result is less than the quantitation limit but greater than zero. The concentration given is an approximate value.

B - The analyte was found in the laboratory blank as well as the sample. This indicates possible laboratory contamination of the sample.

11/14/06

Michael J Urban
Laboratory Director

SEVERN TRENT STL

SUMMARY OF ANALYTICAL RESULTS: Y928

Sample ID	WP10-Comp-1A		WP10-Comp-2B		WP10-Comp-3C		WP10-Comp-4D	
Lab Sample No.	783068		783069		783070		783071	
Sampling Date	10/27/2006 0:00		10/27/2006 0:00		10/27/2006 0:00		10/27/2006 0:00	
Matrix	SOLID		SOLID		SOLID		SOLID	
Dilution Factor	1		1		1		1	
Units	mg/l		mg/l		mg/l		mg/l	
TCLP VOLATILE COMPOUNDS (GC/MS)								

Generated on 11/14/2006 9:35:45 AM

SEVERN TRENT STL

SUMMARY OF ANALYTICAL RESULTS: Y928

Sample ID	WP10-Comp-1A		WP10-Comp-2B		WP10-Comp-3C		WP10-Comp-4D	
Lab Sample No.	783068		783069		783070		783071	
Sampling Date	10/27/2006 0:00		10/27/2006 0:00		10/27/2006 0:00		10/27/2006 0:00	
Matrix	SOLID		SOLID		SOLID		SOLID	
Dilution Factor	1		1		1		1	
Units	mg/l		mg/l		mg/l		mg/l	
TCLP SEMIVOLATILE COMPOUNDS (GC/MS)								
o-Cresol	0.04	U	0.04	U	0.04	U	0.04	U
m&p-Cresol	0.04	U	0.04	U	0.04	U	0.04	U
2,4,6-Trichlorophenol	0.04	U	0.04	U	0.04	U	0.04	U
2,4,5-Trichlorophenol	0.04	U	0.04	U	0.04	U	0.04	U
Pentachlorophenol	0.12	U	0.12	U	0.12	U	0.12	U
1,4-Dichlorobenzene	0.04	U	0.04	U	0.04	U	0.04	U
Hexachloroethane	0.004	U	0.004	U	0.004	U	0.004	U
Nitrobenzene	0.004	U	0.004	U	0.004	U	0.004	U
Hexachlorobutadiene	0.008	U	0.008	U	0.008	U	0.008	U
2,4-Dinitrotoluene	0.008	U	0.008	U	0.008	U	0.008	U
Hexachlorobenzene	0.004	U	0.004	U	0.004	U	0.004	U
Pyridine	0.04	U	0.04	U	0.04	U	0.04	U

NR - Not analyzed.

U - The compound was not detected at the indicated concentration.

J - Data indicates the presence of a compound that meets the identification criteria. The result is less than the quantitation limit but greater than zero. The concentration given is an approximate value.

B - The analyte was found in the laboratory blank as well as the sample. This indicates possible laboratory contamination of the sample.

Generated on 11/14/2006 9:26:52 AM

SEVERN TRENT STL

SUMMARY OF ANALYTICAL RESULTS: Y928

Sample ID	WP10-Comp-1A		WP10-Comp-2B		WP10-Comp-3C		WP10-Comp-4D	
Lab Sample No.	783068		783069		783070		783071	
Sampling Date	10/27/2006 0:00		10/27/2006 0:00		10/27/2006 0:00		10/27/2006 0:00	
Matrix	SOLID		SOLID		SOLID		SOLID	
Dilution Factor	1		1		1		1	
Units	mg/l		mg/l		mg/l		mg/l	
TCLP PESTICIDES/PCBs								
gamma-BHC (Lindane)	0.0005	U	0.0005	U	0.0005	U	0.0005	U
Chlordane	0.005	U	0.005	U	0.005	U	0.005	U
Endrin	0.0005	U	0.0005	U	0.0005	U	0.0005	U
Heptachlor	0.0005	U	0.0005	U	0.0005	U	0.0005	U
Heptachlor epoxide	0.0005	U	0.0005	U	0.0005	U	0.0005	U
Methoxychlor	0.0005	U	0.0005	U	0.0005	U	0.0005	U
Toxaphene	0.005	U	0.005	U	0.005	U	0.005	U

NR - Not analyzed.

U - The compound was not detected at the indicated concentration.

J - Data indicates the presence of a compound that meets the identification criteria. The result is less than the quantitation limit but greater than zero. The concentration given is an approximate value.

B - The analyte was found in the laboratory blank as well as the sample. This indicates possible laboratory contamination of the sample.

P - For dual column analysis, the percent difference between the quantitated concentrations on the two columns is greater than 40%

* - For dual column analysis, the lowest quantitated concentration is being reported due to coeluting interference.

Generated on 11/14/2006 9:26:53 AM

SEVERN TRENT STL

SUMMARY OF ANALYTICAL RESULTS: Y928

The Action Levels listed reflect current STL Edison knowledge of the standards and are intended as general guidance for the user. Please consult appropriate regulations and cleanup standards for your specific application.

Sample ID	NJ Residential	NJ Non-Residential	NJ Impact to	WP10-Comp-1A		WP10-Comp-2B		WP10-Comp-3C		WP10-Comp-4D	
Lab Sample No.	Direct Contact	Direct Contact	Ground Water	783068		783069		783070		783071	
Sampling Date	Soil Cleanup	Soil Cleanup	Soil Cleanup	10/27/2006 0:00		10/27/2006 0:00		10/27/2006 0:00		10/27/2006 0:00	
Matrix	Criteria	Criteria	Criteria	SOLID		SOLID		SOLID		SOLID	
Dilution Factor				1		1		1		1	
Units	mg/kg	mg/kg	mg/kg	mg/kg		mg/kg		mg/kg		mg/kg	
PESTICIDES/PCBs											
Aroclor-1016	0.49	2	50	0.084	U	0.08	U	0.078	U	0.084	U
Aroclor-1221	0.49	2	50	0.084	U	0.08	U	0.078	U	0.084	U
Aroclor-1232	0.49	2	50	0.084	U	0.08	U	0.078	U	0.084	U
Aroclor-1242	0.49	2	50	0.084	U	0.08	U	0.078	U	0.084	U
Aroclor-1248	0.49	2	50	0.084	U	0.49		0.078	U	0.084	U
Aroclor-1254	0.49	2	50	0.084	U	0.08	U	0.078	U	0.084	U
Aroclor-1260	0.49	2	50	0.084	U	0.34		0.078	U	0.084	U
Aroclor-1262	NA	NA	NA	0.084	U	0.08	U	0.078	U	0.084	U
Aroclor-1268	NA	NA	NA	0.084	U	0.08	U	0.078	U	0.084	U

NR - Not analyzed.

U - The compound was not detected at the indicated concentration.

J - Data indicates the presence of a compound that meets the identification criteria. The result is less than the quantitation limit but greater than zero. The concentration given is an approximate value.

B - The analyte was found in the laboratory blank as well as the sample. This indicates possible laboratory contamination of the sample.

P - For dual column analysis, the percent difference between the quantitated concentrations on the two columns is greater than 40%

* - For dual column analysis, the lowest quantitated concentration is being reported due to coeluting interference.

Generated on 11/14/2006 9:26:55 AM

SEVERN TRENT STL

SUMMARY OF ANALYTICAL RESULTS: Y928

Sample ID	WP10-Comp-1A		WP10-Comp-2B		WP10-Comp-3C		WP10-Comp-4D	
Lab Sample No.	783068		783069		783070		783071	
Sampling Date	10/27/2006 0:00		10/27/2006 0:00		10/27/2006 0:00		10/27/2006 0:00	
Matrix	SOLID		SOLID		SOLID		SOLID	
Dilution Factor	1		1		1		1	
Units	mg/l		mg/l		mg/l		mg/l	
TCLP PESTICIDES/PCBs								
2,4-D	0.08	U	0.08	U	0.08	U	0.08	U
2,4,5-TP (Silvex)	0.08	U	0.08	U	0.08	U	0.08	U

NR - Not analyzed.

U - The compound was not detected at the indicated concentration.

J - Data indicates the presence of a compound that meets the identification criteria. The result is less than the quantitation limit but greater than zero. The concentration given is an approximate value.

B - The analyte was found in the laboratory blank as well as the sample. This indicates possible laboratory contamination of the sample.

P - For dual column analysis, the percent difference between the quantitated concentrations on the two columns is greater than 40%

* - For dual column analysis, the lowest quantitated concentration is being reported due to coeluting interference.

Generated on 11/14/2006 9:26:56 AM

SEVERN TRENT STL

SUMMARY OF ANALYTICAL RESULTS: Y928

The Action Levels listed reflect current STL Edison knowledge of the standards and are intended as general guidance for the user. Please consult appropriate regulations and cleanup standards for your specific application.

Sample ID	NJ Residential	NJ Non-Residential	NJ Impact to	WP10-Comp-1A	WP10-Comp-2B	WP10-Comp-3C	WP10-Comp-4D
Lab Sample No.	Direct Contact	Direct Contact	Ground Water	783068	783069	783070	783071
Sampling Date	Soil Cleanup	Soil Cleanup	Soil Cleanup	10/27/2006 0:00	10/27/2006 0:00	10/27/2006 0:00	10/27/2006 0:00
Matrix	Criteria	Criteria	Criteria	SOLID	SOLID	SOLID	SOLID
Dilution Factor							
Units	mg/kg	mg/kg	mg/kg	mg/kg	mg/kg	mg/kg	mg/kg
METALS							
Chromium	NA	NA	NA	77.6	121	386	292

NR - Not analyzed.

U - The compound was not detected at the indicated concentration.

B - Reported value is less than the Reporting Limit but greater than the Instrument Detection Limit.

N - The spiked sample recovery is not within control limits.

Generated on 11/14/2006 9:26:56 AM

SEVERN TRENT STL

SUMMARY OF ANALYTICAL RESULTS: Y928

Sample ID	115-WC-WP10-1A		115-WC-WP10-2A		115-WC-WP10-3A		115-WC-WP10-4A		115-WC-WP10-5A		115-WC-WP10-1B	
Lab Sample No.	781060		781061		781062		781063		781064		781065	
Sampling Date	10/27/2006 0:00		10/27/2006 0:00		10/27/2006 0:00		10/27/2006 0:00		10/27/2006 0:00		10/27/2006 0:00	
Matrix	SOLID		SOLID		SOLID		SOLID		SOLID		SOLID	
Dilution Factor												
Units	mg/l		mg/l		mg/l		mg/l		mg/l		mg/l	
TCLP METALS												
Chromium	0.03	B	0.015	U	0.02	B	0.03	B	0.015	U	0.02	B
Arsenic	NR		NR		NR		NR		NR		NR	
Barium	NR		NR		NR		NR		NR		NR	
Cadmium	NR		NR		NR		NR		NR		NR	
Lead	NR		NR		NR		NR		NR		NR	
Mercury	NR		NR		NR		NR		NR		NR	
Selenium	NR		NR		NR		NR		NR		NR	
Silver	NR		NR		NR		NR		NR		NR	

NR - Not analyzed.

U - The compound was not detected at the indicated concentration.

B - Reported value is less than the Reporting Limit but greater than the Instrument Detection Limit.

N - The spiked sample recovery is not within control limits.

Generated on 11/14/2006 9:26:57 AM

SEVERN TRENT STL

SUMMARY OF ANALYTICA

Sample ID	115-WC-WP10-2B		115-WC-WP10-3B		115-WC-WP10-4B		115-WC-WP10-5B		115-WC-WP10-1C		115-WC-WP10-2C	
Lab Sample No.	781066		781067		781068		781069		781070		781071	
Sampling Date	10/27/2006 0:00		10/27/2006 0:00		10/27/2006 0:00		10/27/2006 0:00		10/27/2006 0:00		10/27/2006 0:00	
Matrix	SOLID		SOLID		SOLID		SOLID		SOLID		SOLID	
Dilution Factor												
Units	mg/l		mg/l		mg/l		mg/l		mg/l		mg/l	
TCLP METALS												
Chromium	0.015	U	0.02	B	0.02	B	0.015	U	0.04	B	0.03	B
Arsenic	NR		NR		NR		NR		NR		NR	
Barium	NR		NR		NR		NR		NR		NR	
Cadmium	NR		NR		NR		NR		NR		NR	
Lead	NR		NR		NR		NR		NR		NR	
Mercury	NR		NR		NR		NR		NR		NR	
Selenium	NR		NR		NR		NR		NR		NR	
Silver	NR		NR		NR		NR		NR		NR	

NR - Not analyzed.

U - The compound was not d

B - Reported value is less th

N - The spiked sample recov

Generated on 11/14/2006 9:

SEVERN TRENT STL

SUMMARY OF ANALYTICA

Sample ID	115-WC-WP10-3C		115-WC-WP10-4C		115-WC-WP10-5C		115-WC-WP10-1D		115-WC-WP10-2D		115-WC-WP10-3D	
Lab Sample No.	781072		781073		781074		781075		781076		781077	
Sampling Date	10/27/2006 0:00		10/27/2006 0:00		10/27/2006 0:00		10/27/2006 0:00		10/27/2006 0:00		10/27/2006 0:00	
Matrix	SOLID		SOLID		SOLID		SOLID		SOLID		SOLID	
Dilution Factor												
Units	mg/l		mg/l		mg/l		mg/l		mg/l		mg/l	
TCLP METALS												
Chromium	0.02	B	0.04	B	0.015	U	0.05	B	0.02	B	0.05	B
Arsenic	NR		NR		NR		NR		NR		NR	
Barium	NR		NR		NR		NR		NR		NR	
Cadmium	NR		NR		NR		NR		NR		NR	
Lead	NR		NR		NR		NR		NR		NR	
Mercury	NR		NR		NR		NR		NR		NR	
Selenium	NR		NR		NR		NR		NR		NR	
Silver	NR		NR		NR		NR		NR		NR	

NR - Not analyzed.

U - The compound was not d

B - Reported value is less th

N - The spiked sample recov

Generated on 11/14/2006 9:

SEVERN TRENT STL

SUMMARY OF ANALYTICA

Sample ID	115-WC-WP10-4D		115-WC-WP10-5D		WP10-Comp-1A		WP10-Comp-2B		WP10-Comp-3C		WP10-Comp-4D	
Lab Sample No.	781078		781079		783068		783069		783070		783071	
Sampling Date	10/27/2006 0:00		10/27/2006 0:00		10/27/2006 0:00		10/27/2006 0:00		10/27/2006 0:00		10/27/2006 0:00	
Matrix	SOLID		SOLID		SOLID		SOLID		SOLID		SOLID	
Dilution Factor												
Units	mg/l		mg/l		mg/l		mg/l		mg/l		mg/l	
TCLP METALS												
Chromium	0.05	B	0.13	B	NR		NR		NR		NR	
Arsenic	NR		NR		0.024	U	0.024	U	0.024	U	0.024	U
Barium	NR		NR		0.13	B	0.23	B	0.55	B	0.61	B
Cadmium	NR		NR		0.003	U	0.003	U	0.007	B	0.004	B
Lead	NR		NR		0.013	U	0.013	U	0.07	B	0.02	B
Mercury	NR		NR		0.0001	U	0.0001	U	0.0006		0.0001	B
Selenium	NR		NR		0.025	U	0.025	U	0.025	U	0.025	U
Silver	NR		NR		0.013	U	0.02	B	0.01	B	0.013	U

NR - Not analyzed.

U - The compound was not d

B - Reported value is less tha

N - The spiked sample recov

Generated on 11/14/2006 9:

SEVERN TRENT STL

SUMMARY OF ANALYTICAL RESULTS: Y928

The Action Levels listed reflect current STL Edison knowledge of the standards and are intended as general guidance for the user. Please consult appropriate regulations and cleanup standards for your specific application.

Sample ID	NJ Residential	NJ Non-Residential	NJ Impact to	WP10-Comp-1A		WP10-Comp-2B		WP10-Comp-3C		WP10-Comp-4D	
Lab Sample No.	Direct Contact	Direct Contact	Ground Water	783068		783069		783070		783071	
Sampling Date	Soil Cleanup	Soil Cleanup	Soil Cleanup	10/27/2006 0:00		10/27/2006 0:00		10/27/2006 0:00		10/27/2006 0:00	
Matrix	Criteria	Criteria	Criteria	SOLID		SOLID		SOLID		SOLID	
Dilution Factor											
Units											
WET CHEMISTRY											
Total Petroleum Hydrocarbons (418.1) (mg/kg)	NA	NA	NA	2960		1490		3060		453	
Corrosivity (std units)	NA	NA	NA	11.57		10.32		10.27		10.89	
Ignitability (deg F)	NA	NA	NA	Non-ignitable		Non-ignitable		Non-ignitable		Non-ignitable	
Reactive Cyanide (mg/kg)	NA	NA	NA	25	U	25	U	25	U	25	U
Reactive Sulfide (mg/kg)	NA	NA	NA	20	U	20	U	20	U	20	U
Chromium VI (mg/kg)	NA	NA	NA	2.22	U	2.19	U	2.17	U	2.43	U

NR - Not analyzed.

U - The compound was not detected at the indicated concentration.

Generated on 11/14/2006 9:26:58 AM

WP-11 INSITU WORK PLATFORM SAMPLING

TCLP Chromium Result List

Sample ID	Method Id	Date Collected	Result	RL	Qual	Units
115-WC-WP11-1A	6010B	10/26/2006	0.11	0.015	B	mg/l
115-WC-WP11-2A	6010B	10/26/2006	0.07	0.015	B	mg/l
115-WC-WP11-3A	6010B	10/26/2006	0.14	0.015	B	mg/l
115-WC-WP11-4A	6010B	10/26/2006	0.03	0.015	B	mg/l
115-WC-WP11-5A	6010B	10/26/2006	1	0.015		mg/l
115-WC-WP11-1B	6010B	10/26/2006	0.33	0.015		mg/l
115-WC-WP11-2B	6010B	10/26/2006	0.04	0.015	B	mg/l
115-WC-WP11-3B	6010B	10/26/2006	0.08	0.015	B	mg/l
115-WC-WP11-4B	6010B	10/26/2006	0.09	0.015	B	mg/l
115-WC-WP11-5B	6010B	10/26/2006	0.1	0.015	B	mg/l
115-WC-WP11-1C	6010B	10/26/2006	0.04	0.015	B	mg/l
115-WC-WP11-2C	6010B	10/26/2006	0.2	0.015	B	mg/l
115-WC-WP11-3C	6010B	10/26/2006	0.19	0.015	B	mg/l
115-WC-WP11-4C	6010B	10/26/2006	0.43	0.015		mg/l
115-WC-WP11-5C	6010B	10/26/2006	0.16	0.015	B	mg/l
115-WC-WP11-1D	6010B	10/26/2006	0.02	0.015	B	mg/l
115-WC-WP11-2D	6010B	10/26/2006	0.16	0.015	B	mg/l
115-WC-WP11-3D	6010B	10/26/2006	0.11	0.015	B	mg/l
115-WC-WP11-4D	6010B	10/26/2006	0.14	0.015	B	mg/l
115-WC-WP11-5D	6010B	10/26/2006	0.23	0.015	B	mg/l
115-WC-WP11-1E	6010B	10/26/2006	0.13	0.015	B	mg/l
115-WC-WP11-2E	6010B	10/26/2006	0.14	0.015	B	mg/l
115-WC-WP11-3E	6010B	10/26/2006	0.14	0.015	B	mg/l
115-WC-WP11-4E	6010B	10/26/2006	0.09	0.015	B	mg/l
115-WC-WP11-5E	6010B	10/26/2006	0.09	0.015	B	mg/l
115-WC-WP11-1F	6010B	10/26/2006	0.24	0.015	B	mg/l
115-WC-WP11-2F	6010B	10/26/2006	0.1	0.015	B	mg/l
115-WC-WP11-3F	6010B	10/26/2006	0.1	0.015	B	mg/l

Table Notes:

B - Reported value is less than the practical Quantitation Limit but greater than or equal to the Instrument Detection Limit.

WP-11 INSITU SAMPLING

WASTE CHARACTERIZATION RESULT LIST

Sample ID	Method Id	Date Collected	Parameter	Result	RL	Qual	Units
SAMPLE ID: WP11-COMP1A							
WP11-Comp_1A	1030	10/26/2006	Ignitability	Non-ignitable	0		deg F
WP11-Comp_1A	418.1	10/26/2006	Total Petroleum Hydrocarbons (418.1)	363	25		mg/kg
WP11-Comp_1A	6010B	10/26/2006	Chromium	280	0.77		mg/kg
WP11-Comp_1A	6010B	10/26/2006	Silver		0.013	U	mg/l
WP11-Comp_1A	6010B	10/26/2006	Arsenic		0.024	U	mg/l
WP11-Comp_1A	6010B	10/26/2006	Barium	0.42	0.0075	B	mg/l
WP11-Comp_1A	6010B	10/26/2006	Cadmium		0.003	U	mg/l
WP11-Comp_1A	6010B	10/26/2006	Lead		0.013	U	mg/l
WP11-Comp_1A	6010B	10/26/2006	Selenium		0.025	U	mg/l
WP11-Comp_1A	7196A	10/26/2006	Chromium VI	7.9	2.55		mg/kg
WP11-Comp_1A	7470A	10/26/2006	Mercury		0.0001	U	mg/l
WP11-Comp_1A	8081A	10/26/2006	gamma-BHC (Lindane)		0.0005	U	mg/l
WP11-Comp_1A	8081A	10/26/2006	Chlordane		0.005	U	mg/l
WP11-Comp_1A	8081A	10/26/2006	Endrin		0.0005	U	mg/l
WP11-Comp_1A	8081A	10/26/2006	Heptachlor		0.0005	U	mg/l
WP11-Comp_1A	8081A	10/26/2006	Heptachlor epoxide		0.0005	U	mg/l
WP11-Comp_1A	8081A	10/26/2006	Methoxychlor		0.0005	U	mg/l
WP11-Comp_1A	8081A	10/26/2006	Toxaphene		0.005	U	mg/l
WP11-Comp_1A	8082	10/26/2006	Aroclor-1016		85	U	ug/kg
WP11-Comp_1A	8082	10/26/2006	Aroclor-1221		85	U	ug/kg
WP11-Comp_1A	8082	10/26/2006	Aroclor-1232		85	U	ug/kg
WP11-Comp_1A	8082	10/26/2006	Aroclor-1242		85	U	ug/kg
WP11-Comp_1A	8082	10/26/2006	Aroclor-1248		85	U	ug/kg
WP11-Comp_1A	8082	10/26/2006	Aroclor-1254		85	U	ug/kg
WP11-Comp_1A	8082	10/26/2006	Aroclor-1260		85	U	ug/kg
WP11-Comp_1A	8082	10/26/2006	Aroclor-1262		85	U	ug/kg
WP11-Comp_1A	8082	10/26/2006	Aroclor-1268		85	U	ug/kg
WP11-Comp_1A	8151A	10/26/2006	2,4-D		0.08	U	mg/l
WP11-Comp_1A	8151A	10/26/2006	2,4,5-TP (Silvex)		0.08	U	mg/l
WP11-Comp_1A	8260B	10/26/2006	Vinyl Chloride		0.005	U	mg/l
WP11-Comp_1A	8260B	10/26/2006	1,1-Dichloroethene		0.002	U	mg/l
WP11-Comp_1A	8260B	10/26/2006	Chloroform		0.005	U	mg/l
WP11-Comp_1A	8260B	10/26/2006	1,2-Dichloroethane		0.002	U	mg/l
WP11-Comp_1A	8260B	10/26/2006	Methyl Ethyl Ketone		0.005	U	mg/l
WP11-Comp_1A	8260B	10/26/2006	Carbon Tetrachloride		0.002	U	mg/l
WP11-Comp_1A	8260B	10/26/2006	Trichloroethene		0.001	U	mg/l
WP11-Comp_1A	8260B	10/26/2006	Benzene		0.001	U	mg/l
WP11-Comp_1A	8260B	10/26/2006	Tetrachloroethene		0.001	U	mg/l
WP11-Comp_1A	8260B	10/26/2006	Chlorobenzene		0.005	U	mg/l
WP11-Comp_1A	8270C	10/26/2006	o-Cresol		0.04	U	mg/l
WP11-Comp_1A	8270C	10/26/2006	m&p-Cresol		0.04	U	mg/l
WP11-Comp_1A	8270C	10/26/2006	2,4,6-Trichlorophenol		0.04	U	mg/l
WP11-Comp_1A	8270C	10/26/2006	2,4,5-Trichlorophenol		0.04	U	mg/l
WP11-Comp_1A	8270C	10/26/2006	Pentachlorophenol		0.12	U	mg/l
WP11-Comp_1A	8270C	10/26/2006	1,4-Dichlorobenzene		0.04	U	mg/l
WP11-Comp_1A	8270C	10/26/2006	Hexachloroethane		0.004	U	mg/l
WP11-Comp_1A	8270C	10/26/2006	Nitrobenzene		0.004	U	mg/l
WP11-Comp_1A	8270C	10/26/2006	Hexachlorobutadiene		0.008	U	mg/l
WP11-Comp_1A	8270C	10/26/2006	2,4-Dinitrotoluene		0.008	U	mg/l
WP11-Comp_1A	8270C	10/26/2006	Hexachlorobenzene		0.004	U	mg/l
WP11-Comp_1A	8270C	10/26/2006	Pyridine		0.04	U	mg/l
WP11-Comp_1A	9040B	10/26/2006	Corrosivity	11.89	0		std units
WP11-Comp_1A	VOL1C 7.3.3	10/26/2006	Reactive Cyanide		25	U	mg/kg
WP11-Comp_1A	VOL1C 7.3.4	10/26/2006	Reactive Sulfide		20	U	mg/kg

WP-11 INSITU SAMPLING

WASTE CHARACTERIZATION RESULT LIST

Sample ID	Method Id	Date Collected	Parameter	Result	RL	Qual	Units
SAMPLE ID: WP11-COMP2B							
WP11-Comp_2B	1030	10/26/2006	Ignitability	Non-ignitable	0		deg F
WP11-Comp_2B	418.1	10/26/2006	Total Petroleum Hydrocarbons (418.1)	4910	25		mg/kg
WP11-Comp_2B	6010B	10/26/2006	Chromium	361	0.74		mg/kg
WP11-Comp_2B	6010B	10/26/2006	Silver		0.013	U	mg/l
WP11-Comp_2B	6010B	10/26/2006	Arsenic		0.024	U	mg/l
WP11-Comp_2B	6010B	10/26/2006	Barium	0.69	0.0075	B	mg/l
WP11-Comp_2B	6010B	10/26/2006	Cadmium		0.003	U	mg/l
WP11-Comp_2B	6010B	10/26/2006	Lead	0.03	0.013	B	mg/l
WP11-Comp_2B	6010B	10/26/2006	Selenium		0.025	U	mg/l
WP11-Comp_2B	7196A	10/26/2006	Chromium VI	5.7	2.48		mg/kg
WP11-Comp_2B	7470A	10/26/2006	Mercury	0.0001	0.0001	B	mg/l
WP11-Comp_2B	8081A	10/26/2006	gamma-BHC (Lindane)		0.0005	U	mg/l
WP11-Comp_2B	8081A	10/26/2006	Chlordane		0.005	U	mg/l
WP11-Comp_2B	8081A	10/26/2006	Endrin		0.0005	U	mg/l
WP11-Comp_2B	8081A	10/26/2006	Heptachlor		0.0005	U	mg/l
WP11-Comp_2B	8081A	10/26/2006	Heptachlor epoxide		0.0005	U	mg/l
WP11-Comp_2B	8081A	10/26/2006	Methoxychlor		0.0005	U	mg/l
WP11-Comp_2B	8081A	10/26/2006	Toxaphene		0.005	U	mg/l
WP11-Comp_2B	8082	10/26/2006	Aroclor-1016		83	U	ug/kg
WP11-Comp_2B	8082	10/26/2006	Aroclor-1221		83	U	ug/kg
WP11-Comp_2B	8082	10/26/2006	Aroclor-1232		83	U	ug/kg
WP11-Comp_2B	8082	10/26/2006	Aroclor-1242		83	U	ug/kg
WP11-Comp_2B	8082	10/26/2006	Aroclor-1248		83	U	ug/kg
WP11-Comp_2B	8082	10/26/2006	Aroclor-1254		83	U	ug/kg
WP11-Comp_2B	8082	10/26/2006	Aroclor-1260		83	U	ug/kg
WP11-Comp_2B	8082	10/26/2006	Aroclor-1262		83	U	ug/kg
WP11-Comp_2B	8082	10/26/2006	Aroclor-1268		83	U	ug/kg
WP11-Comp_2B	8151A	10/26/2006	2,4-D		0.08	U	mg/l
WP11-Comp_2B	8151A	10/26/2006	2,4,5-TP (Silvex)		0.08	U	mg/l
WP11-Comp_2B	8260B	10/26/2006	Vinyl Chloride		0.005	U	mg/l
WP11-Comp_2B	8260B	10/26/2006	1,1-Dichloroethene		0.002	U	mg/l
WP11-Comp_2B	8260B	10/26/2006	Chloroform		0.005	U	mg/l
WP11-Comp_2B	8260B	10/26/2006	1,2-Dichloroethane		0.002	U	mg/l
WP11-Comp_2B	8260B	10/26/2006	Methyl Ethyl Ketone		0.005	U	mg/l
WP11-Comp_2B	8260B	10/26/2006	Carbon Tetrachloride		0.002	U	mg/l
WP11-Comp_2B	8260B	10/26/2006	Trichloroethene		0.001	U	mg/l
WP11-Comp_2B	8260B	10/26/2006	Benzene		0.001	U	mg/l
WP11-Comp_2B	8260B	10/26/2006	Tetrachloroethene		0.001	U	mg/l
WP11-Comp_2B	8260B	10/26/2006	Chlorobenzene		0.005	U	mg/l
WP11-Comp_2B	8270C	10/26/2006	o-Cresol		0.04	U	mg/l
WP11-Comp_2B	8270C	10/26/2006	m&p-Cresol		0.04	U	mg/l
WP11-Comp_2B	8270C	10/26/2006	2,4,6-Trichlorophenol		0.04	U	mg/l
WP11-Comp_2B	8270C	10/26/2006	2,4,5-Trichlorophenol		0.04	U	mg/l
WP11-Comp_2B	8270C	10/26/2006	Pentachlorophenol		0.12	U	mg/l
WP11-Comp_2B	8270C	10/26/2006	1,4-Dichlorobenzene		0.04	U	mg/l
WP11-Comp_2B	8270C	10/26/2006	Hexachloroethane		0.004	U	mg/l
WP11-Comp_2B	8270C	10/26/2006	Nitrobenzene		0.004	U	mg/l
WP11-Comp_2B	8270C	10/26/2006	Hexachlorobutadiene		0.008	U	mg/l
WP11-Comp_2B	8270C	10/26/2006	2,4-Dinitrotoluene		0.008	U	mg/l
WP11-Comp_2B	8270C	10/26/2006	Hexachlorobenzene		0.004	U	mg/l
WP11-Comp_2B	8270C	10/26/2006	Pyridine		0.04	U	mg/l
WP11-Comp_2B	9040B	10/26/2006	Corrosivity	11.41	0		std units
WP11-Comp_2B	VOL1C 7.3.3	10/26/2006	Reactive Cyanide		25	U	mg/kg
WP11-Comp_2B	VOL1C 7.3.4	10/26/2006	Reactive Sulfide		20	U	mg/kg

WP-11 INSITU SAMPLING

WASTE CHARACTERIZATION RESULT LIST

Sample ID	Method Id	Date Collected	Parameter	Result	RL	Qual	Units
SAMPLE ID: WP11-COMP3C							
WP11-Comp_3C	1030	10/26/2006	Ignitability	Non-ignitable	0		deg F
WP11-Comp_3C	418.1	10/26/2006	Total Petroleum Hydrocarbons (418.1)	195	25		mg/kg
WP11-Comp_3C	6010B	10/26/2006	Chromium	233	0.84		mg/kg
WP11-Comp_3C	6010B	10/26/2006	Silver		0.013	U	mg/l
WP11-Comp_3C	6010B	10/26/2006	Arsenic		0.024	U	mg/l
WP11-Comp_3C	6010B	10/26/2006	Barium	0.48	0.0075	B	mg/l
WP11-Comp_3C	6010B	10/26/2006	Cadmium		0.003	U	mg/l
WP11-Comp_3C	6010B	10/26/2006	Lead	0.02	0.013	B	mg/l
WP11-Comp_3C	6010B	10/26/2006	Selenium		0.025	U	mg/l
WP11-Comp_3C	7196A	10/26/2006	Chromium VI	16.7	2.79		mg/kg
WP11-Comp_3C	7470A	10/26/2006	Mercury		0.0001	U	mg/l
WP11-Comp_3C	8081A	10/26/2006	gamma-BHC (Lindane)		0.0005	U	mg/l
WP11-Comp_3C	8081A	10/26/2006	Chlordane		0.005	U	mg/l
WP11-Comp_3C	8081A	10/26/2006	Endrin		0.0005	U	mg/l
WP11-Comp_3C	8081A	10/26/2006	Heptachlor		0.0005	U	mg/l
WP11-Comp_3C	8081A	10/26/2006	Heptachlor epoxide		0.0005	U	mg/l
WP11-Comp_3C	8081A	10/26/2006	Methoxychlor		0.0005	U	mg/l
WP11-Comp_3C	8081A	10/26/2006	Toxaphene		0.005	U	mg/l
WP11-Comp_3C	8082	10/26/2006	Aroclor-1016		94	U	ug/kg
WP11-Comp_3C	8082	10/26/2006	Aroclor-1221		94	U	ug/kg
WP11-Comp_3C	8082	10/26/2006	Aroclor-1232		94	U	ug/kg
WP11-Comp_3C	8082	10/26/2006	Aroclor-1242		94	U	ug/kg
WP11-Comp_3C	8082	10/26/2006	Aroclor-1248		94	U	ug/kg
WP11-Comp_3C	8082	10/26/2006	Aroclor-1254		94	U	ug/kg
WP11-Comp_3C	8082	10/26/2006	Aroclor-1260		94	U	ug/kg
WP11-Comp_3C	8082	10/26/2006	Aroclor-1262		94	U	ug/kg
WP11-Comp_3C	8082	10/26/2006	Aroclor-1268		94	U	ug/kg
WP11-Comp_3C	8151A	10/26/2006	2,4-D		0.08	U	mg/l
WP11-Comp_3C	8151A	10/26/2006	2,4,5-TP (Silvex)		0.08	U	mg/l
WP11-Comp_3C	8260B	10/26/2006	Vinyl Chloride		0.005	U	mg/l
WP11-Comp_3C	8260B	10/26/2006	1,1-Dichloroethene		0.002	U	mg/l
WP11-Comp_3C	8260B	10/26/2006	Chloroform		0.005	U	mg/l
WP11-Comp_3C	8260B	10/26/2006	1,2-Dichloroethane		0.002	U	mg/l
WP11-Comp_3C	8260B	10/26/2006	Methyl Ethyl Ketone		0.005	U	mg/l
WP11-Comp_3C	8260B	10/26/2006	Carbon Tetrachloride		0.002	U	mg/l
WP11-Comp_3C	8260B	10/26/2006	Trichloroethene		0.001	U	mg/l
WP11-Comp_3C	8260B	10/26/2006	Benzene		0.001	U	mg/l
WP11-Comp_3C	8260B	10/26/2006	Tetrachloroethene		0.001	U	mg/l
WP11-Comp_3C	8260B	10/26/2006	Chlorobenzene		0.005	U	mg/l
WP11-Comp_3C	8270C	10/26/2006	o-Cresol		0.04	U	mg/l
WP11-Comp_3C	8270C	10/26/2006	m&p-Cresol		0.04	U	mg/l
WP11-Comp_3C	8270C	10/26/2006	2,4,6-Trichlorophenol		0.04	U	mg/l
WP11-Comp_3C	8270C	10/26/2006	2,4,5-Trichlorophenol		0.04	U	mg/l
WP11-Comp_3C	8270C	10/26/2006	Pentachlorophenol		0.12	U	mg/l
WP11-Comp_3C	8270C	10/26/2006	1,4-Dichlorobenzene		0.04	U	mg/l
WP11-Comp_3C	8270C	10/26/2006	Hexachloroethane		0.004	U	mg/l
WP11-Comp_3C	8270C	10/26/2006	Nitrobenzene		0.004	U	mg/l
WP11-Comp_3C	8270C	10/26/2006	Hexachlorobutadiene		0.008	U	mg/l
WP11-Comp_3C	8270C	10/26/2006	2,4-Dinitrotoluene		0.008	U	mg/l
WP11-Comp_3C	8270C	10/26/2006	Hexachlorobenzene		0.004	U	mg/l
WP11-Comp_3C	8270C	10/26/2006	Pyridine		0.04	U	mg/l
WP11-Comp_3C	9040B	10/26/2006	Corrosivity	11.68	0		std units
WP11-Comp_3C	VOL1C 7.3.3	10/26/2006	Reactive Cyanide		25	U	mg/kg
WP11-Comp_3C	VOL1C 7.3.4	10/26/2006	Reactive Sulfide		20	U	mg/kg

WP-11 INSITU SAMPLING

WASTE CHARACTERIZATION RESULT LIST

Sample ID	Method Id	Date Collected	Parameter	Result	RL	Qual	Units
SAMPLE ID: WP11-COMP4D							
WP11-Comp_4D	1030	10/26/2006	Ignitability	Non-ignitable	0		deg F
WP11-Comp_4D	418.1	10/26/2006	Total Petroleum Hydrocarbons (418.1)	275	25		mg/kg
WP11-Comp_4D	6010B	10/26/2006	Chromium	284	0.82		mg/kg
WP11-Comp_4D	6010B	10/26/2006	Silver		0.013	U	mg/l
WP11-Comp_4D	6010B	10/26/2006	Arsenic		0.024	U	mg/l
WP11-Comp_4D	6010B	10/26/2006	Barium	0.53	0.0075	B	mg/l
WP11-Comp_4D	6010B	10/26/2006	Cadmium		0.003	U	mg/l
WP11-Comp_4D	6010B	10/26/2006	Lead		0.013	U	mg/l
WP11-Comp_4D	6010B	10/26/2006	Selenium		0.025	U	mg/l
WP11-Comp_4D	7196A	10/26/2006	Chromium VI	7.8	2.74		mg/kg
WP11-Comp_4D	7470A	10/26/2006	Mercury	0.0004	0.0001		mg/l
WP11-Comp_4D	8081A	10/26/2006	gamma-BHC (Lindane)		0.0005	U	mg/l
WP11-Comp_4D	8081A	10/26/2006	Chlordane		0.005	U	mg/l
WP11-Comp_4D	8081A	10/26/2006	Endrin		0.0005	U	mg/l
WP11-Comp_4D	8081A	10/26/2006	Heptachlor		0.0005	U	mg/l
WP11-Comp_4D	8081A	10/26/2006	Heptachlor epoxide		0.0005	U	mg/l
WP11-Comp_4D	8081A	10/26/2006	Methoxychlor		0.0005	U	mg/l
WP11-Comp_4D	8081A	10/26/2006	Toxaphene		0.005	U	mg/l
WP11-Comp_4D	8082	10/26/2006	Aroclor-1016		92	U	ug/kg
WP11-Comp_4D	8082	10/26/2006	Aroclor-1221		92	U	ug/kg
WP11-Comp_4D	8082	10/26/2006	Aroclor-1232		92	U	ug/kg
WP11-Comp_4D	8082	10/26/2006	Aroclor-1242		92	U	ug/kg
WP11-Comp_4D	8082	10/26/2006	Aroclor-1248		92	U	ug/kg
WP11-Comp_4D	8082	10/26/2006	Aroclor-1254		92	U	ug/kg
WP11-Comp_4D	8082	10/26/2006	Aroclor-1260		92	U	ug/kg
WP11-Comp_4D	8082	10/26/2006	Aroclor-1262		92	U	ug/kg
WP11-Comp_4D	8082	10/26/2006	Aroclor-1268		92	U	ug/kg
WP11-Comp_4D	8151A	10/26/2006	2,4-D		0.08	U	mg/l
WP11-Comp_4D	8151A	10/26/2006	2,4,5-TP (Silvex)		0.08	U	mg/l
WP11-Comp_4D	8260B	10/26/2006	Vinyl Chloride		0.005	U	mg/l
WP11-Comp_4D	8260B	10/26/2006	1,1-Dichloroethene		0.002	U	mg/l
WP11-Comp_4D	8260B	10/26/2006	Chloroform		0.005	U	mg/l
WP11-Comp_4D	8260B	10/26/2006	1,2-Dichloroethane		0.002	U	mg/l
WP11-Comp_4D	8260B	10/26/2006	Methyl Ethyl Ketone		0.005	U	mg/l
WP11-Comp_4D	8260B	10/26/2006	Carbon Tetrachloride		0.002	U	mg/l
WP11-Comp_4D	8260B	10/26/2006	Trichloroethene		0.001	U	mg/l
WP11-Comp_4D	8260B	10/26/2006	Benzene		0.001	U	mg/l
WP11-Comp_4D	8260B	10/26/2006	Tetrachloroethene		0.001	U	mg/l
WP11-Comp_4D	8260B	10/26/2006	Chlorobenzene		0.005	U	mg/l
WP11-Comp_4D	8270C	10/26/2006	o-Cresol		0.04	U	mg/l
WP11-Comp_4D	8270C	10/26/2006	m&p-Cresol		0.04	U	mg/l
WP11-Comp_4D	8270C	10/26/2006	2,4,6-Trichlorophenol		0.04	U	mg/l
WP11-Comp_4D	8270C	10/26/2006	2,4,5-Trichlorophenol		0.04	U	mg/l
WP11-Comp_4D	8270C	10/26/2006	Pentachlorophenol		0.12	U	mg/l
WP11-Comp_4D	8270C	10/26/2006	1,4-Dichlorobenzene		0.04	U	mg/l
WP11-Comp_4D	8270C	10/26/2006	Hexachloroethane		0.004	U	mg/l
WP11-Comp_4D	8270C	10/26/2006	Nitrobenzene		0.004	U	mg/l
WP11-Comp_4D	8270C	10/26/2006	Hexachlorobutadiene		0.008	U	mg/l
WP11-Comp_4D	8270C	10/26/2006	2,4-Dinitrotoluene		0.008	U	mg/l
WP11-Comp_4D	8270C	10/26/2006	Hexachlorobenzene		0.004	U	mg/l
WP11-Comp_4D	8270C	10/26/2006	Pyridine		0.04	U	mg/l
WP11-Comp_4D	9040B	10/26/2006	Corrosivity	11.66	0		std units
WP11-Comp_4D	VOL1C 7.3.3	10/26/2006	Reactive Cyanide		25	U	mg/kg
WP11-Comp_4D	VOL1C 7.3.4	10/26/2006	Reactive Sulfide		20	U	mg/kg

WP-11 INSITU SAMPLING

WASTE CHARACTERIZATION RESULT LIST

Sample ID	Method Id	Date Collected	Parameter	Result	RL	Qual	Units
SAMPLE ID: WP11-COMP5E							
WP11-Comp_5E	1030	10/26/2006	Ignitability	Non-ignitable	0		deg F
WP11-Comp_5E	418.1	10/26/2006	Total Petroleum Hydrocarbons (418.1)	136	25		mg/kg
WP11-Comp_5E	6010B	10/26/2006	Chromium	262	0.84		mg/kg
WP11-Comp_5E	6010B	10/26/2006	Silver		0.013	U	mg/l
WP11-Comp_5E	6010B	10/26/2006	Arsenic		0.024	U	mg/l
WP11-Comp_5E	6010B	10/26/2006	Barium	0.13	0.0075	B	mg/l
WP11-Comp_5E	6010B	10/26/2006	Cadmium		0.003	U	mg/l
WP11-Comp_5E	6010B	10/26/2006	Lead		0.013	U	mg/l
WP11-Comp_5E	6010B	10/26/2006	Selenium		0.025	U	mg/l
WP11-Comp_5E	7196A	10/26/2006	Chromium VI	14.6	2.81		mg/kg
WP11-Comp_5E	7470A	10/26/2006	Mercury		0.0001	U	mg/l
WP11-Comp_5E	8081A	10/26/2006	gamma-BHC (Lindane)		0.0005	U	mg/l
WP11-Comp_5E	8081A	10/26/2006	Chlordane		0.005	U	mg/l
WP11-Comp_5E	8081A	10/26/2006	Endrin		0.0005	U	mg/l
WP11-Comp_5E	8081A	10/26/2006	Heptachlor		0.0005	U	mg/l
WP11-Comp_5E	8081A	10/26/2006	Heptachlor epoxide		0.0005	U	mg/l
WP11-Comp_5E	8081A	10/26/2006	Methoxychlor		0.0005	U	mg/l
WP11-Comp_5E	8081A	10/26/2006	Toxaphene		0.005	U	mg/l
WP11-Comp_5E	8082	10/26/2006	Aroclor-1016		94	U	ug/kg
WP11-Comp_5E	8082	10/26/2006	Aroclor-1221		94	U	ug/kg
WP11-Comp_5E	8082	10/26/2006	Aroclor-1232		94	U	ug/kg
WP11-Comp_5E	8082	10/26/2006	Aroclor-1242		94	U	ug/kg
WP11-Comp_5E	8082	10/26/2006	Aroclor-1248		94	U	ug/kg
WP11-Comp_5E	8082	10/26/2006	Aroclor-1254		94	U	ug/kg
WP11-Comp_5E	8082	10/26/2006	Aroclor-1260		94	U	ug/kg
WP11-Comp_5E	8082	10/26/2006	Aroclor-1262		94	U	ug/kg
WP11-Comp_5E	8082	10/26/2006	Aroclor-1268		94	U	ug/kg
WP11-Comp_5E	8151A	10/26/2006	2,4-D		0.08	U	mg/l
WP11-Comp_5E	8151A	10/26/2006	2,4,5-TP (Silvex)		0.08	U	mg/l
WP11-Comp_5E	8260B	10/26/2006	Vinyl Chloride		0.005	U	mg/l
WP11-Comp_5E	8260B	10/26/2006	1,1-Dichloroethene		0.002	U	mg/l
WP11-Comp_5E	8260B	10/26/2006	Chloroform		0.005	U	mg/l
WP11-Comp_5E	8260B	10/26/2006	1,2-Dichloroethane		0.002	U	mg/l
WP11-Comp_5E	8260B	10/26/2006	Methyl Ethyl Ketone		0.005	U	mg/l
WP11-Comp_5E	8260B	10/26/2006	Carbon Tetrachloride		0.002	U	mg/l
WP11-Comp_5E	8260B	10/26/2006	Trichloroethene		0.001	U	mg/l
WP11-Comp_5E	8260B	10/26/2006	Benzene	0.00058	0.001	J	mg/l
WP11-Comp_5E	8260B	10/26/2006	Tetrachloroethene		0.001	U	mg/l
WP11-Comp_5E	8260B	10/26/2006	Chlorobenzene		0.005	U	mg/l
WP11-Comp_5E	8270C	10/26/2006	o-Cresol		0.04	U	mg/l
WP11-Comp_5E	8270C	10/26/2006	m&p-Cresol		0.04	U	mg/l
WP11-Comp_5E	8270C	10/26/2006	2,4,6-Trichlorophenol		0.04	U	mg/l
WP11-Comp_5E	8270C	10/26/2006	2,4,5-Trichlorophenol		0.04	U	mg/l
WP11-Comp_5E	8270C	10/26/2006	Pentachlorophenol		0.12	U	mg/l
WP11-Comp_5E	8270C	10/26/2006	1,4-Dichlorobenzene		0.04	U	mg/l
WP11-Comp_5E	8270C	10/26/2006	Hexachloroethane		0.004	U	mg/l
WP11-Comp_5E	8270C	10/26/2006	Nitrobenzene		0.004	U	mg/l
WP11-Comp_5E	8270C	10/26/2006	Hexachlorobutadiene		0.008	U	mg/l
WP11-Comp_5E	8270C	10/26/2006	2,4-Dinitrotoluene		0.008	U	mg/l
WP11-Comp_5E	8270C	10/26/2006	Hexachlorobenzene		0.004	U	mg/l
WP11-Comp_5E	8270C	10/26/2006	Pyridine		0.04	U	mg/l
WP11-Comp_5E	9040B	10/26/2006	Corrosivity	11.7	0		std units
WP11-Comp_5E	VOL1C 7.3.3	10/26/2006	Reactive Cyanide		25	U	mg/kg
WP11-Comp_5E	VOL1C 7.3.4	10/26/2006	Reactive Sulfide		20	U	mg/kg

WP-11 INSITU SAMPLING

WASTE CHARACTERIZATION RESULT LIST

Sample ID	Method Id	Date Collected	Parameter	Result	RL	Qual	Units
SAMPLE ID: WP11-COMP6F							
WP11-Comp_6F	1030	10/26/2006	Ignitability	Non-ignitable	0		deg F
WP11-Comp_6F	418.1	10/26/2006	Total Petroleum Hydrocarbons (418.1)	592	25		mg/kg
WP11-Comp_6F	6010B	10/26/2006	Chromium	291	0.83		mg/kg
WP11-Comp_6F	6010B	10/26/2006	Silver		0.013	U	mg/l
WP11-Comp_6F	6010B	10/26/2006	Arsenic		0.024	U	mg/l
WP11-Comp_6F	6010B	10/26/2006	Barium	0.51	0.0075	B	mg/l
WP11-Comp_6F	6010B	10/26/2006	Cadmium		0.003	U	mg/l
WP11-Comp_6F	6010B	10/26/2006	Lead	0.02	0.013	B	mg/l
WP11-Comp_6F	6010B	10/26/2006	Selenium		0.025	U	mg/l
WP11-Comp_6F	7196A	10/26/2006	Chromium VI	10.9	2.77		mg/kg
WP11-Comp_6F	7470A	10/26/2006	Mercury		0.0001	U	mg/l
WP11-Comp_6F	8081A	10/26/2006	gamma-BHC (Lindane)		0.0005	U	mg/l
WP11-Comp_6F	8081A	10/26/2006	Chlordane		0.005	U	mg/l
WP11-Comp_6F	8081A	10/26/2006	Endrin		0.0005	U	mg/l
WP11-Comp_6F	8081A	10/26/2006	Heptachlor		0.0005	U	mg/l
WP11-Comp_6F	8081A	10/26/2006	Heptachlor epoxide		0.0005	U	mg/l
WP11-Comp_6F	8081A	10/26/2006	Methoxychlor		0.0005	U	mg/l
WP11-Comp_6F	8081A	10/26/2006	Toxaphene		0.005	U	mg/l
WP11-Comp_6F	8082	10/26/2006	Aroclor-1016		93	U	ug/kg
WP11-Comp_6F	8082	10/26/2006	Aroclor-1221		93	U	ug/kg
WP11-Comp_6F	8082	10/26/2006	Aroclor-1232		93	U	ug/kg
WP11-Comp_6F	8082	10/26/2006	Aroclor-1242		93	U	ug/kg
WP11-Comp_6F	8082	10/26/2006	Aroclor-1248		93	U	ug/kg
WP11-Comp_6F	8082	10/26/2006	Aroclor-1254		93	U	ug/kg
WP11-Comp_6F	8082	10/26/2006	Aroclor-1260		93	U	ug/kg
WP11-Comp_6F	8082	10/26/2006	Aroclor-1262		93	U	ug/kg
WP11-Comp_6F	8082	10/26/2006	Aroclor-1268		93	U	ug/kg
WP11-Comp_6F	8151A	10/26/2006	2,4-D		0.08	U	mg/l
WP11-Comp_6F	8151A	10/26/2006	2,4,5-TP (Silvex)		0.08	U	mg/l
WP11-Comp_6F	8260B	10/26/2006	Vinyl Chloride		0.005	U	mg/l
WP11-Comp_6F	8260B	10/26/2006	1,1-Dichloroethene		0.002	U	mg/l
WP11-Comp_6F	8260B	10/26/2006	Chloroform		0.005	U	mg/l
WP11-Comp_6F	8260B	10/26/2006	1,2-Dichloroethane		0.002	U	mg/l
WP11-Comp_6F	8260B	10/26/2006	Methyl Ethyl Ketone		0.005	U	mg/l
WP11-Comp_6F	8260B	10/26/2006	Carbon Tetrachloride		0.002	U	mg/l
WP11-Comp_6F	8260B	10/26/2006	Trichloroethene		0.001	U	mg/l
WP11-Comp_6F	8260B	10/26/2006	Benzene		0.001	U	mg/l
WP11-Comp_6F	8260B	10/26/2006	Tetrachloroethene		0.001	U	mg/l
WP11-Comp_6F	8260B	10/26/2006	Chlorobenzene		0.005	U	mg/l
WP11-Comp_6F	8270C	10/26/2006	o-Cresol		0.04	U	mg/l
WP11-Comp_6F	8270C	10/26/2006	m&p-Cresol		0.04	U	mg/l
WP11-Comp_6F	8270C	10/26/2006	2,4,6-Trichlorophenol		0.04	U	mg/l
WP11-Comp_6F	8270C	10/26/2006	2,4,5-Trichlorophenol		0.04	U	mg/l
WP11-Comp_6F	8270C	10/26/2006	Pentachlorophenol		0.12	U	mg/l
WP11-Comp_6F	8270C	10/26/2006	1,4-Dichlorobenzene		0.04	U	mg/l
WP11-Comp_6F	8270C	10/26/2006	Hexachloroethane		0.004	U	mg/l
WP11-Comp_6F	8270C	10/26/2006	Nitrobenzene		0.004	U	mg/l
WP11-Comp_6F	8270C	10/26/2006	Hexachlorobutadiene		0.008	U	mg/l
WP11-Comp_6F	8270C	10/26/2006	2,4-Dinitrotoluene		0.008	U	mg/l
WP11-Comp_6F	8270C	10/26/2006	Hexachlorobenzene		0.004	U	mg/l
WP11-Comp_6F	8270C	10/26/2006	Pyridine		0.04	U	mg/l
WP11-Comp_6F	9040B	10/26/2006	Corrosivity	11.44	0		std units
WP11-Comp_6F	VOL1C 7.3.3	10/26/2006	Reactive Cyanide		25	U	mg/kg
WP11-Comp_6F	VOL1C 7.3.4	10/26/2006	Reactive Sulfide		20	U	mg/kg

Table Notes:

U - The compound was not detected at the indicated Method of Detection Limit (MDL)

B - Reported value is less than the practical Quantitation Limit but greater than or equal to the Instrument Detection Limit.

WP-11

SEVERN TRENT STL

SUMMARY OF ANALYTICAL RESULTS: Y899

Sample ID	WP11-Comp_1A		WP11-Comp_2B		WP11-Comp_3C		WP11-Comp_4D		WP11-Comp_5E		WP11-Comp_6F	
Lab Sample No.	782549		782550		782551		782552		782553		782554	
Sampling Date	10/26/2006 0:00		10/26/2006 0:00		10/26/2006 0:00		10/26/2006 0:00		10/26/2006 0:00		10/26/2006 0:00	
Matrix	SOLID		SOLID		SOLID		SOLID		SOLID		SOLID	
Dilution Factor	1		1		1		1		1		1	
Units	mg/l		mg/l		mg/l		mg/l		mg/l		mg/l	
TCLP VOLATILE COMPOUNDS (GC/MS)												
Vinyl Chloride	0.005	U	0.005	U	0.005	U	0.005	U	0.005	U	0.005	U
1,1-Dichloroethene	0.002	U	0.002	U	0.002	U	0.002	U	0.002	U	0.002	U
Chloroform	0.005	U	0.005	U	0.005	U	0.005	U	0.005	U	0.005	U
1,2-Dichloroethane	0.002	U	0.002	U	0.002	U	0.002	U	0.002	U	0.002	U
Methyl Ethyl Ketone	0.005	U	0.005	U	0.005	U	0.005	U	0.005	U	0.005	U
Carbon Tetrachloride	0.002	U	0.002	U	0.002	U	0.002	U	0.002	U	0.002	U
Trichloroethene	0.001	U	0.001	U	0.001	U	0.001	U	0.001	U	0.001	U
Benzene	0.001	U	0.001	U	0.001	U	0.001	U	0.00058	J	0.001	U
Tetrachloroethene	0.001	U	0.001	U	0.001	U	0.001	U	0.001	U	0.001	U
Chlorobenzene	0.005	U	0.005	U	0.005	U	0.005	U	0.005	U	0.005	U

NR - Not analyzed.

U - The compound was not detected at the indicated concentration.

J - Data indicates the presence of a compound that meets the identification criteria. The result is less than the quantitation limit but greater than zero. The concentration given is an approximate value.

B - The analyte was found in the laboratory blank as well as the sample. This indicates possible laboratory contamination of the sample.

11/14/06

Michael J Urban
Laboratory Director

SEVERN TRENT STL

SUMMARY OF ANALYTICAL RESULTS: Y899

Sample ID	WP11-Comp_1A		WP11-Comp_2B		WP11-Comp_3C		WP11-Comp_4D		WP11-Comp_5E		WP11-Comp_6F	
Lab Sample No.	782549		782550		782551		782552		782553		782554	
Sampling Date	10/26/2006 0:00		10/26/2006 0:00		10/26/2006 0:00		10/26/2006 0:00		10/26/2006 0:00		10/26/2006 0:00	
Matrix	SOLID		SOLID		SOLID		SOLID		SOLID		SOLID	
Dilution Factor	1		1		1		1		1		1	
Units	mg/l		mg/l		mg/l		mg/l		mg/l		mg/l	
TCLP VOLATILE COMPOUNDS (GC/MS)												

Generated on 11/14/2006 9:32:40 AM

SEVERN TRENT STL

SUMMARY OF ANALYTICAL RESULTS: Y899

Sample ID	WP11-Comp_1A		WP11-Comp_2B		WP11-Comp_3C		WP11-Comp_4D		WP11-Comp_5E		WP11-Comp_6F	
Lab Sample No.	782549		782550		782551		782552		782553		782554	
Sampling Date	10/26/2006 0:00		10/26/2006 0:00		10/26/2006 0:00		10/26/2006 0:00		10/26/2006 0:00		10/26/2006 0:00	
Matrix	SOLID		SOLID		SOLID		SOLID		SOLID		SOLID	
Dilution Factor	1		1		1		1		1		1	
Units	mg/l		mg/l		mg/l		mg/l		mg/l		mg/l	
TCLP SEMIVOLATILE COMPOUNDS (GC/MS)												
o-Cresol	0.04	U	0.04	U	0.04	U	0.04	U	0.04	U	0.04	U
m&p-Cresol	0.04	U	0.04	U	0.04	U	0.04	U	0.04	U	0.04	U
2,4,6-Trichlorophenol	0.04	U	0.04	U	0.04	U	0.04	U	0.04	U	0.04	U
2,4,5-Trichlorophenol	0.04	U	0.04	U	0.04	U	0.04	U	0.04	U	0.04	U
Pentachlorophenol	0.12	U	0.12	U	0.12	U	0.12	U	0.12	U	0.12	U
1,4-Dichlorobenzene	0.04	U	0.04	U	0.04	U	0.04	U	0.04	U	0.04	U
Hexachloroethane	0.004	U	0.004	U	0.004	U	0.004	U	0.004	U	0.004	U
Nitrobenzene	0.004	U	0.004	U	0.004	U	0.004	U	0.004	U	0.004	U
Hexachlorobutadiene	0.008	U	0.008	U	0.008	U	0.008	U	0.008	U	0.008	U
2,4-Dinitrotoluene	0.008	U	0.008	U	0.008	U	0.008	U	0.008	U	0.008	U
Hexachlorobenzene	0.004	U	0.004	U	0.004	U	0.004	U	0.004	U	0.004	U
Pyridine	0.04	U	0.04	U	0.04	U	0.04	U	0.04	U	0.04	U

NR - Not analyzed.

U - The compound was not detected at the indicated concentration.

J - Data indicates the presence of a compound that meets the identification criteria. The result is less than the quantitation limit but greater than zero. The concentration given is an approximate value.

B - The analyte was found in the laboratory blank as well as the sample. This indicates possible laboratory contamination of the sample.

Generated on 11/14/2006 9:25:50 AM

SEVERN TRENT STL

SUMMARY OF ANALYTICAL RESULTS: Y899

Sample ID	WP11-Comp_1A		WP11-Comp_2B		WP11-Comp_3C		WP11-Comp_4D		WP11-Comp_5E		WP11-Comp_6F	
Lab Sample No.	782549		782550		782551		782552		782553		782554	
Sampling Date	10/26/2006 0:00		10/26/2006 0:00		10/26/2006 0:00		10/26/2006 0:00		10/26/2006 0:00		10/26/2006 0:00	
Matrix	SOLID		SOLID		SOLID		SOLID		SOLID		SOLID	
Dilution Factor	1		1		1		1		1		1	
Units	mg/l		mg/l		mg/l		mg/l		mg/l		mg/l	
TCLP PESTICIDES/PCBs												
gamma-BHC (Lindane)	0.0005	U	0.0005	U	0.0005	U	0.0005	U	0.0005	U	0.0005	U
Chlordane	0.005	U	0.005	U	0.005	U	0.005	U	0.005	U	0.005	U
Endrin	0.0005	U	0.0005	U	0.0005	U	0.0005	U	0.0005	U	0.0005	U
Heptachlor	0.0005	U	0.0005	U	0.0005	U	0.0005	U	0.0005	U	0.0005	U
Heptachlor epoxide	0.0005	U	0.0005	U	0.0005	U	0.0005	U	0.0005	U	0.0005	U
Methoxychlor	0.0005	U	0.0005	U	0.0005	U	0.0005	U	0.0005	U	0.0005	U
Toxaphene	0.005	U	0.005	U	0.005	U	0.005	U	0.005	U	0.005	U

NR - Not analyzed.

U - The compound was not detected at the indicated concentration.

J - Data indicates the presence of a compound that meets the identification criteria. The result is less than the quantitation limit but greater than zero. The concentration given is an approximate value.

B - The analyte was found in the laboratory blank as well as the sample. This indicates possible laboratory contamination of the sample.

P - For dual column analysis, the percent difference between the quantitated concentrations on the two columns is greater than 40%

* - For dual column analysis, the lowest quantitated concentration is being reported due to coeluting interference.

Generated on 11/14/2006 9:25:50 AM

SEVERN TRENT STL

SUMMARY OF ANALYTICAL RESULTS: Y899

The Action Levels listed reflect current STL Edison knowledge of the standards and are intended as general guidance for the user. Please consult appropriate regulations and cleanup standards for your specific application.

Sample ID	NJ Residential	NJ Non-Residential	NJ Impact to	WP11-Comp_1A		WP11-Comp_2B		WP11-Comp_3C		WP11-Comp_4D	
Lab Sample No.	Direct Contact	Direct Contact	Ground Water	782549		782550		782551		782552	
Sampling Date	Soil Cleanup	Soil Cleanup	Soil Cleanup	10/26/2006 0:00		10/26/2006 0:00		10/26/2006 0:00		10/26/2006 0:00	
Matrix	Criteria	Criteria	Criteria	SOLID		SOLID		SOLID		SOLID	
Dilution Factor				1		1		1		1	
Units	mg/kg	mg/kg	mg/kg	mg/kg		mg/kg		mg/kg		mg/kg	
PESTICIDES/PCBs											
Aroclor-1016	0.49	2	50	0.085	U	0.083	U	0.094	U	0.092	U
Aroclor-1221	0.49	2	50	0.085	U	0.083	U	0.094	U	0.092	U
Aroclor-1232	0.49	2	50	0.085	U	0.083	U	0.094	U	0.092	U
Aroclor-1242	0.49	2	50	0.085	U	0.083	U	0.094	U	0.092	U
Aroclor-1248	0.49	2	50	0.085	U	0.083	U	0.094	U	0.092	U
Aroclor-1254	0.49	2	50	0.085	U	0.083	U	0.094	U	0.092	U
Aroclor-1260	0.49	2	50	0.085	U	0.083	U	0.094	U	0.092	U
Aroclor-1262	NA	NA	NA	0.085	U	0.083	U	0.094	U	0.092	U
Aroclor-1268	NA	NA	NA	0.085	U	0.083	U	0.094	U	0.092	U

NR - Not analyzed.

U - The compound was not detected at the indicated concentration.

J - Data indicates the presence of a compound that meets the identification criteria. The result is less than the quantitation limit but greater than zero. The concentration given is an approximate value.

B - The analyte was found in the laboratory blank as well as the sample. This indicates possible laboratory contamination of the sample.

P - For dual column analysis, the percent difference between the quantitated concentrations on the two columns is greater than 40%

* - For dual column analysis, the lowest quantitated concentration is being reported due to coeluting interference.

Generated on 11/14/2006 9:25:51 AM

SEVERN TRENT STL

SUMMARY OF ANALYTICAL RESULTS: Y89

The Action Levels listed reflect current STL
guidance for the user. Please consult appro

Sample ID	WP11-Comp_5E		WP11-Comp_6F	
Lab Sample No.	782553		782554	
Sampling Date	10/26/2006 0:00		10/26/2006 0:00	
Matrix	SOLID		SOLID	
Dilution Factor	1		1	
Units	mg/kg		mg/kg	
PESTICIDES/PCBs				
Aroclor-1016	0.094	U	0.093	U
Aroclor-1221	0.094	U	0.093	U
Aroclor-1232	0.094	U	0.093	U
Aroclor-1242	0.094	U	0.093	U
Aroclor-1248	0.094	U	0.093	U
Aroclor-1254	0.094	U	0.093	U
Aroclor-1260	0.094	U	0.093	U
Aroclor-1262	0.094	U	0.093	U
Aroclor-1268	0.094	U	0.093	U

NR - Not analyzed.
U - The compound was not detected at the indi
J - Data indicates the presence of a compound
The concentration given is an approximate v
B - The analyte was found in the laboratory blar
P - For dual column analysis, the percent differ
* - For dual column analysis, the lowest quantit

Generated on 11/14/2006 9:25:51 AM

SEVERN TRENT STL

SUMMARY OF ANALYTICAL RESULTS: Y899

Sample ID	WP11-Comp_1A		WP11-Comp_2B		WP11-Comp_3C		WP11-Comp_4D		WP11-Comp_5E		WP11-Comp_6F	
Lab Sample No.	782549		782550		782551		782552		782553		782554	
Sampling Date	10/26/2006 0:00		10/26/2006 0:00		10/26/2006 0:00		10/26/2006 0:00		10/26/2006 0:00		10/26/2006 0:00	
Matrix	SOLID		SOLID		SOLID		SOLID		SOLID		SOLID	
Dilution Factor	1		1		1		1		1		1	
Units	mg/l		mg/l		mg/l		mg/l		mg/l		mg/l	
TCLP PESTICIDES/PCBs												
2,4-D	0.08	U	0.08	U	0.08	U	0.08	U	0.08	U	0.08	U
2,4,5-TP (Silvex)	0.08	U	0.08	U	0.08	U	0.08	U	0.08	U	0.08	U

NR - Not analyzed.

U - The compound was not detected at the indicated concentration.

J - Data indicates the presence of a compound that meets the identification criteria. The result is less than the quantitation limit but greater than zero. The concentration given is an approximate value.

B - The analyte was found in the laboratory blank as well as the sample. This indicates possible laboratory contamination of the sample.

P - For dual column analysis, the percent difference between the quantitated concentrations on the two columns is greater than 40%

* - For dual column analysis, the lowest quantitated concentration is being reported due to coeluting interference.

Generated on 11/14/2006 9:25:52 AM

SEVERN TRENT STL

SUMMARY OF ANALYTICAL RESULTS: Y899

The Action Levels listed reflect current STL Edison knowledge of the standards and are intended as general guidance for the user. Please consult appropriate regulations and cleanup standards for your specific application.

Sample ID	NJ Residential	NJ Non-Residential	NJ Impact to	WP11-Comp_1A	WP11-Comp_2B	WP11-Comp_3C	WP11-Comp_4D	WP11-Comp_5E
Lab Sample No.	Direct Contact	Direct Contact	Ground Water	782549	782550	782551	782552	782553
Sampling Date	Soil Cleanup	Soil Cleanup	Soil Cleanup	10/26/2006 0:00	10/26/2006 0:00	10/26/2006 0:00	10/26/2006 0:00	10/26/2006 0:00
Matrix	Criteria	Criteria	Criteria	SOLID	SOLID	SOLID	SOLID	SOLID
Dilution Factor								
Units	mg/kg	mg/kg	mg/kg	mg/kg	mg/kg	mg/kg	mg/kg	mg/kg
METALS								
Chromium	NA	NA	NA	280	361	233	284	262

NR - Not analyzed.

U - The compound was not detected at the indicated concentration.

B - Reported value is less than the Reporting Limit but greater than the Instrument Detection Limit.

N - The spiked sample recovery is not within control limits.

Generated on 11/14/2006 9:25:53 AM

SEVERN TRENT STL

SUMMARY OF ANALYTICA

The Action Levels listed re
guidance for the user. Plea

Sample ID	WP11-Comp_6F	
Lab Sample No.	782554	
Sampling Date	10/26/2006 0:00	
Matrix	SOLID	
Dilution Factor		
Units	mg/kg	
METALS		
Chromium	291	

NR - Not analyzed.
U - The compound was not d
B - Reported value is less th
N - The spiked sample recov

Generated on 11/14/2006 9:

SEVERN TRENT STL

SUMMARY OF ANALYTICAL RESULTS: Y899

Sample ID	115-WC-WP11-1A		115-WC-WP11-2A		115-WC-WP11-3A		115-WC-WP11-4A		115-WC-WP11-5A	115-WC-WP11-1B
Lab Sample No.	780781		780782		780783		780784		780785	780786
Sampling Date	10/26/2006 0:00		10/26/2006 0:00		10/26/2006 0:00		10/26/2006 0:00		10/26/2006 0:00	10/26/2006 0:00
Matrix	SOLID		SOLID		SOLID		SOLID		SOLID	SOLID
Dilution Factor										
Units	mg/l		mg/l		mg/l		mg/l		mg/l	mg/l
TCLP METALS										
Chromium	0.11	B	0.07	B	0.14	B	0.03	B	1	0.33
Arsenic	NR		NR		NR		NR		NR	NR
Barium	NR		NR		NR		NR		NR	NR
Cadmium	NR		NR		NR		NR		NR	NR
Lead	NR		NR		NR		NR		NR	NR
Mercury	NR		NR		NR		NR		NR	NR
Selenium	NR		NR		NR		NR		NR	NR
Silver	NR		NR		NR		NR		NR	NR

NR - Not analyzed.

U - The compound was not detected at the indicated concentration.

B - Reported value is less than the Reporting Limit but greater than the Instrument Detection Limit.

N - The spiked sample recovery is not within control limits.

Generated on 11/14/2006 9:25:54 AM

SEVERN TRENT STL

SUMMARY OF ANALYTICA

Sample ID	115-WC-WP11-2B		115-WC-WP11-3B		115-WC-WP11-4B		115-WC-WP11-5B		115-WC-WP11-1C		115-WC-WP11-2C	
Lab Sample No.	780787		780788		780789		780790		780791		780792	
Sampling Date	10/26/2006 0:00		10/26/2006 0:00		10/26/2006 0:00		10/26/2006 0:00		10/26/2006 0:00		10/26/2006 0:00	
Matrix	SOLID		SOLID		SOLID		SOLID		SOLID		SOLID	
Dilution Factor												
Units	mg/l		mg/l		mg/l		mg/l		mg/l		mg/l	
TCLP METALS												
Chromium	0.04	B	0.08	B	0.09	B	0.1	B	0.04	B	0.2	B
Arsenic	NR		NR		NR		NR		NR		NR	
Barium	NR		NR		NR		NR		NR		NR	
Cadmium	NR		NR		NR		NR		NR		NR	
Lead	NR		NR		NR		NR		NR		NR	
Mercury	NR		NR		NR		NR		NR		NR	
Selenium	NR		NR		NR		NR		NR		NR	
Silver	NR		NR		NR		NR		NR		NR	

NR - Not analyzed.

U - The compound was not d

B - Reported value is less th

N - The spiked sample recov

Generated on 11/14/2006 9:

SEVERN TRENT STL

SUMMARY OF ANALYTICA

Sample ID	115-WC-WP11-3C		115-WC-WP11-4C		115-WC-WP11-5C		115-WC-WP11-1D		115-WC-WP11-2D		115-WC-WP11-3D	
Lab Sample No.	780793		780794		780795		780796		780797		780798	
Sampling Date	10/26/2006 0:00		10/26/2006 0:00		10/26/2006 0:00		10/26/2006 0:00		10/26/2006 0:00		10/26/2006 0:00	
Matrix	SOLID		SOLID		SOLID		SOLID		SOLID		SOLID	
Dilution Factor												
Units	mg/l		mg/l		mg/l		mg/l		mg/l		mg/l	
TCLP METALS												
Chromium	0.19	B	0.43		0.16	B	0.02	B	0.16	B	0.11	B
Arsenic	NR		NR		NR		NR		NR		NR	
Barium	NR		NR		NR		NR		NR		NR	
Cadmium	NR		NR		NR		NR		NR		NR	
Lead	NR		NR		NR		NR		NR		NR	
Mercury	NR		NR		NR		NR		NR		NR	
Selenium	NR		NR		NR		NR		NR		NR	
Silver	NR		NR		NR		NR		NR		NR	

NR - Not analyzed.

U - The compound was not d

B - Reported value is less th

N - The spiked sample recov

Generated on 11/14/2006 9:

SEVERN TRENT STL

SUMMARY OF ANALYTICA

Sample ID	115-WC-WP11-4D		115-WC-WP11-5D		115-WC-WP11-1E		115-WC-WP11-2E		115-WC-WP11-3E		115-WC-WP11-4E	
Lab Sample No.	780799		780800		780801		780802		780803		780804	
Sampling Date	10/26/2006 0:00		10/26/2006 0:00		10/26/2006 0:00		10/26/2006 0:00		10/26/2006 0:00		10/26/2006 0:00	
Matrix	SOLID		SOLID		SOLID		SOLID		SOLID		SOLID	
Dilution Factor												
Units	mg/l		mg/l		mg/l		mg/l		mg/l		mg/l	
TCLP METALS												
Chromium	0.14	B	0.23	B	0.13	B	0.14	B	0.14	B	0.09	B
Arsenic	NR		NR		NR		NR		NR		NR	
Barium	NR		NR		NR		NR		NR		NR	
Cadmium	NR		NR		NR		NR		NR		NR	
Lead	NR		NR		NR		NR		NR		NR	
Mercury	NR		NR		NR		NR		NR		NR	
Selenium	NR		NR		NR		NR		NR		NR	
Silver	NR		NR		NR		NR		NR		NR	

NR - Not analyzed.

U - The compound was not d

B - Reported value is less th

N - The spiked sample recov

Generated on 11/14/2006 9:

SEVERN TRENT STL

SUMMARY OF ANALYTICA

Sample ID	115-WC-WP11-5E		115-WC-WP11-1F		115-WC-WP11-2F		115-WC-WP11-3F		WP11-Comp_1A		WP11-Comp_2B		WP11-Comp_3C	
Lab Sample No.	780805		780806		780807		780808		782549		782550		782551	
Sampling Date	10/26/2006 0:00		10/26/2006 0:00		10/26/2006 0:00		10/26/2006 0:00		10/26/2006 0:00		10/26/2006 0:00		10/26/2006 0:00	
Matrix	SOLID		SOLID		SOLID		SOLID		SOLID		SOLID		SOLID	
Dilution Factor														
Units	mg/l		mg/l		mg/l		mg/l		mg/l		mg/l		mg/l	
TCLP METALS														
Chromium	0.09	B	0.24	B	0.1	B	0.1	B	NR		NR		NR	
Arsenic	NR		NR		NR		NR		0.024	U	0.024	U	0.024	U
Barium	NR		NR		NR		NR		0.42	B	0.69	B	0.48	B
Cadmium	NR		NR		NR		NR		0.003	U	0.003	U	0.003	U
Lead	NR		NR		NR		NR		0.013	U	0.03	B	0.02	B
Mercury	NR		NR		NR		NR		0.0001	U	0.0001	B	0.0001	U
Selenium	NR		NR		NR		NR		0.025	U	0.025	U	0.025	U
Silver	NR		NR		NR		NR		0.013	U	0.013	U	0.013	U

NR - Not analyzed.

U - The compound was not d

B - Reported value is less tha

N - The spiked sample recov

Generated on 11/14/2006 9:

SEVERN TRENT STL

SUMMARY OF ANALYTICA

Sample ID	WP11-Comp_4D		WP11-Comp_5E		WP11-Comp_6F	
Lab Sample No.	782552		782553		782554	
Sampling Date	10/26/2006 0:00		10/26/2006 0:00		10/26/2006 0:00	
Matrix	SOLID		SOLID		SOLID	
Dilution Factor						
Units	mg/l		mg/l		mg/l	
TCLP METALS						
Chromium	NR		NR		NR	
Arsenic	0.024	U	0.024	U	0.024	U
Barium	0.53	B	0.13	B	0.51	B
Cadmium	0.003	U	0.003	U	0.003	U
Lead	0.013	U	0.013	U	0.02	B
Mercury	0.0004		0.0001	U	0.0001	U
Selenium	0.025	U	0.025	U	0.025	U
Silver	0.013	U	0.013	U	0.013	U

NR - Not analyzed.

U - The compound was not d

B - Reported value is less th

N - The spiked sample recov

Generated on 11/14/2006 9:

SEVERN TRENT STL

SUMMARY OF ANALYTICAL RESULTS: Y899

The Action Levels listed reflect current STL Edison knowledge of the standards and are intended as general guidance for the user. Please consult appropriate regulations and cleanup standards for your specific application.

Sample ID	NJ Residential	NJ Non-Residential	NJ Impact to	WP11-Comp_1A		WP11-Comp_2B		WP11-Comp_3C		WP11-Comp_4D	
Lab Sample No.	Direct Contact	Direct Contact	Ground Water	782549		782550		782551		782552	
Sampling Date	Soil Cleanup	Soil Cleanup	Soil Cleanup	10/26/2006 0:00		10/26/2006 0:00		10/26/2006 0:00		10/26/2006 0:00	
Matrix	Criteria	Criteria	Criteria	SOLID		SOLID		SOLID		SOLID	
Dilution Factor											
Units											
WET CHEMISTRY											
Corrosivity (std units)	NA	NA	NA	11.89		11.41		11.68		11.66	
Ignitability (deg F)	NA	NA	NA	Non-ignitable		Non-ignitable		Non-ignitable		Non-ignitable	
Reactive Cyanide (mg/kg)	NA	NA	NA	25	U	25	U	25	U	25	U
Reactive Sulfide (mg/kg)	NA	NA	NA	20	U	20	U	20	U	20	U
Total Petroleum Hydrocarbons (418.1) (mg/kg)	NA	NA	NA	363		4910		195		275	
Chromium VI (mg/kg)	NA	NA	NA	7.9		5.7		16.7		7.8	

NR - Not analyzed.

U - The compound was not detected at the indicated concentration.

Generated on 11/14/2006 9:25:55 AM

SEVERN TRENT STL

SUMMARY OF ANALYTICAL RESULTS: Y89

The Action Levels listed reflect current STL
guidance for the user. Please consult appro

Sample ID	WP11-Comp_5E		WP11-Comp_6F	
Lab Sample No.	782553		782554	
Sampling Date	10/26/2006 0:00		10/26/2006 0:00	
Matrix	SOLID		SOLID	
Dilution Factor				
Units				
WET CHEMISTRY				
Corrosivity (std units)	11.7		11.44	
Ignitability (deg F)	Non-ignitable		Non-ignitable	
Reactive Cyanide (mg/kg)	25	U	25	U
Reactive Sulfide (mg/kg)	20	U	20	U
Total Petroleum Hydrocarbons (418.1) (mg/kg)	136		592	
Chromium VI (mg/kg)	14.6		10.9	

NR - Not analyzed.
U - The compound was not detected at the indi

Generated on 11/14/2006 9:25:55 AM

WASTE MANAGEMENT

(SCB7/WP)

GENERATOR'S WASTE PROFILE SHEET

PLEASE PRINT IN INK OR TYPE

Service Agreeement on File? ☐ Yes ☐ No Profile Number: WMI

Renewal Date: _____

A. Waste Generator Information

1. Generator Name: HONEYWELL INTERNATIONAL
2. SIC Code: N/A
3. Facility Street Address: 441- ROUTE 440
4. Phone: 973-455-2175
5. Facility City: JERSEY CITY
6. State/Province: NEW JERSEY
7. Zip/Postal Code: 07305
8. Generator USEPA/Federal ID #: NJD980581437
9. County: HUDSON
10. State/Province ID #: NEW JERSEY
11. Customer Name: HONEYWELL INTERNATIONAL
12. Customer Phone: 973-455-2175
13. Customer Contact: WILLIAM J. HAGUE
14. Customer Fax: 973-455-2315

B. Waste Stream Information

1. Name of Waste: ID-27 NON HAZARDOUS SOIL
2. State Waste Code: N/A
3. Process Generating Waste: THIS STOCKPILE IS A MIXTURE OF MATERIAL FROM THE DISPLACED CLEAN IMPORTED FILL MATERIAL W/ CEMENT AND BENTONITE FROM THE CONSTRUCTION OF THE BARRIER WALL *(CONTINUE ON BOTTOM)
4. Estimated Annual Volume: 5910 ☐ Tons ☒ Yards ☐ Other (specify) _____
5. Personal Protective Equipment Requirements GLOVES, DUST MASK
6. Transporter/Transfer Station HORWITH TRUCKING
7. Is this a US Department of Transportation (USDOT) Hazardous Material? (If no, skip 8, 9 & 10) ☐ Yes ☒ No
8. Reportable Quantity (lbs.;kgs.): —
9. Hazardous Class/ID #: —
10. USDOT Shipping Name: —

☒ Check if additional information is attached. Indicate the number of attached pages: ____

C. Generator's Certification (Please check appropriate responses, sign, and date below.)

1. Is the waste represented by this waste profile sheet a "Hazardous Waste," as defined by USEPA, Canadian, Mexican and/or state/province regulation, in the location where generated or ultimately managed? ☐ Yes ☒ No
2. Does the waste represented by this waste profile sheet contain regulated radioactive material or regulated concentrations of Polychlorinated Biphenyls (PCBs)? ☐ Yes ☒ No
3. Does this waste profile sheet and all attachments contain true and accurate descriptions of the waste material? ☒ Yes ☐ No
4. Has all relevant information within the possession of the Generator regarding known or suspected hazards pertaining to the waste been disclosed to the Contractor? ☒ Yes ☐ No
5. Is the analytical data attached hereto derived from testing a representative sample in accordance with 40 CFR 261.20 (c) or equivalent rules? ☐ N/A ☒ Yes ☐ No
6. Will all changes that occur in the character of the waste be identified by the Generator and disclosed to the Contractor prior to providing the waste to the Contractor? ☒ Yes ☐ No

Certification Signature & Date [signature] 8/17/06 Title: CONSTRUCTION DIRECTOR

Name (Type or Print): WILLIAM J. HAGUE Customer Name: HONEYWELL INTERNATIONAL

D. WMI Management's Decision

1. Management Method: ☐ Landfill ☐ Solidify ☐ Bioremediation ☐ Other (specify) _____
2. Proposed Ultimate Management Facility: _____ 3. Hours of Acceptence: _____ ☐ N/A
4. Supplemental Information: _____
5. Precautions, Special Handling Procedures, or Limitations on Approval: _____

Special Waste Decision: ☐ Approved ☐ Disapproved

Salesperson's Signature: _____ Date: _____

Division Approval Signature (Optional): _____ Date: _____

Special Waste Approvals Person Signature _____ Date: _____

* AND IMPORTED FILL MATERIAL UTILIZED FOR A WORK PLATFORM FOR HEAVEY

60 Kellogg Street,
Jersey City NJ07305
Phone: 201-395-0573
Fax: 201-395-0578

Construction Management Team
Study Area 7

AUGUST 24, 2006

WM COPY

NJMC
1 DE KORTE PARK PLAZA
LYNDHURST, NJ 07071
ATTENTION: MR. CHRIS DOUR

SUBJECT: 590 CY OF NON HAZARDOUS SOIL LOCATED AT HONEYWELL (SA-7) FACILITY, 441 ROUTE 440, JERSEY CITY, NJ.

DEAR MR. DOUR,

Enclosed are the following items that are required as part of the NJMC approval process for direct landfill to 1-E landfill. This submittal is for another stockpile that is designated as SCB7/WP and located at the above reference site. This material is a mixture of the SCB material from the construction of the Barrier wall and material generated from the removal of a work platform that was constructed of imported backfill, which was utilized for heavy construction equipment stability during site construction activities.

- Waste Management Profile
- Copy of the certified analytical report prepared by STL.
- Spreadsheet of all data results
- Sampling Plan
- Sampling Diagram (Figure 1)
- Generators Indemnification and ID-27 Certification letter

Also, as can be seen on the enclosed **FIGURE 1,** 2 grid samples points reported a TCLP chromium result above the hazardous limit of 5 mg/l. These 2 grids are deemed hazardous and will be isolated from the other clean grids prior to disposal to your facility. In order to assure that cross contamination will not occur, a conservative approach of only shipping NJMC soil that contain TCLP chrome concentration below 3 mg/l as indicated on the enclosed **FIGURE 1**. Therefore Honeywell is only proposing to dispose of 590 cubic yards instead of 850 to NJMC.

If you should have any question or comments, please do not hesitate to contact me at 201-395-0573 or 609-915-7388.

SINCERELY

DINO CICCONE
SA-7 WASTE MANAGER

CC:

WILLIAM HAGUE (HONEYWELL)
HELEN FAHEY (HONEYWELL)
SA-7 SITE FILE NO: 31.1

Honeywell
P.O. Box 1057
Morristown, NJ 07962-1057

ID 27 CERTIFICATION LETTER (SCB7/WP)

DATE OF DISPOSAL:_____

CHRISTOPHER L. DOUR, P.E., P.P.
NJ MEADOWLANDS COMMISSION
ERIE LANDFILL
ONE DEKORTE PARK PLAZA
LYNDHURST, NEW JERSEY 07071

RE: NJMC 1-E LANDFILL
ID 27 WASTE DISPOSAL

DEAR MR. DOUR:

This letter is to certify that (**Horwith Trucking**) Vehicle ID (_____)
Insert Hauler's Name NJDEP Decal #
scheduled for delivery today from **Honeywell International, 441 Route 440 Jersey City New Jersey 07305** includes the following materials **ID-27 Non Hazardous Soil**.

We certify that this load contains no RCRA defined hazardous wastes or toxic materials based on representative analytical information and/or MSDS sheets submitted to the Commission. All bags, steel, poly and/or glass containers meet or exceed the RCRA definition for "empty" under RCRA 40 CFR Part 261.7, and all containers are crushed.

MSDS sheets and/or analytical information are on file with the NJ Meadowlands Commission and Waste Management for this material, which certifies that the material is non-hazardous. **Only the materials listed above are contained in this load.**

If you have any further questions regarding these materials or this information, please contact

William J. Hague @ **973-455-2175**
Company Representative telephone number

I understand that should the material contained in the load differ from what is stated above, the load will be rejected, and any costs incurred for reloading the waste will be paid for by

HONEYWELL INTERNATIONAL

SINCERELY,

NAME:_____

TITLE:_____

Honeywell
P.O. Box 1057
Morristown, NJ 07962-1057

INDEMNIFICATION
(SCB7/WP)

Date: **August 17, 2006**

Honeywell International warrants that each load delivered to the NJMC 1-E Landfill include only **ID-27 Non Hazardous Soil**. Information on all these wastes has been provided to the NJMC and these wastes are non-hazardous as defined by the New Jersey Department of Environmental Protection under NJAC 7:26-2.13(g)(1)vii. These wastes are generated at **Honeywell International, 441 Route 440 Jersey City New Jersey 07305.**

Honeywell International further agrees to indemnify the New Jersey Meadowlands Commission and the 1-E Landfill operator against any and all claims, losses, or damages caused in whole or in part by breach of this warranty. **Honeywell International** understands that should the Commission or the landfill operator's personnel deem any or all of this material unacceptable at any time it will be rejected.

CERTIFICATION SIGNATURE: _____ TITLE: **Construction Director**

NAME (PRINT): **William J. Hague** COMPANY NAME: **Honeywell International**

WASTE CLASSIFICATION PROTOCOL

STAGED SCB SPOILS/WORK PLATFORM MATERIAL
SCB7/WP
LOCATED AT THE
SA-7 FACILITY
441 ROUTE 440
JERSEY CITY, NEW JERSEY

PREPARED BY:

SA-7 Construction Management Team
60 KELLOGG STREET
JERSEY CITY, NJ 07307
DINO CICCONE

DATE: July 24, 2006
File No: Sampling and Analysis 31.3

1.0 PURPOSE

The purpose of this document is to establish a protocol to characterize the estimated 850 Cubic yard of stockpiled SCB spoils and Work Platform removal material designated as SCB7/WP located at the SA-7 facility in Jersey City, New Jersey. This stockpiled is a mixture of SCB spoils and Work platform material that is staged on the Northwest side of the Valley Fair slab. This sampling protocol is to determine if the SCB spoils /Work Platform material is acceptable for direct landfill to NJMC or as beneficial reuse to Clean Earth. The soil must be analyzed for New Jersey Department of Environmental Protection (DEP) ID27 parameters. This includes Toxicity Characteristic Leaching Procedure (TCLP) tests for metals and full organics, RCRA characteristics (ignitability, corrosivity, and reactivity), PCB's, and Total Petroleum Hydrocarbon's (TPH), as well as Herbicides/Pesticides. Additionally total chromium and hexavalent chromium will be performed on the samples.

The results will be compared to RCRA hazardous limit outlined in N.J.A.C 7:26-8.12 Table 1.This sampling protocol will be used by Honeywell to classify the SCB spoils/Work Platform material as hazardous or non-hazardous.

2.0 SAMPLE COLLECTION

The key to characterizing the SCB spoils/Work Platform material is to determine the appropriate number of representative samples to be collected. The stockpile should be field measure and a volume should be calculated. The New Jersey Department of Environmental Protection (NJDEP) has established a protocol for obtaining representative samples in support of obtaining a letter of classification. Appendix 1 of the NJDEP August 2001 "Waste Classification Request Form and Instructions" manual was used as a reference to develop this protocol. It should be noted that the NJDEP manual is based on Chapter 7 of EPA's guidance document 230/02-89-042, "Methods for Evaluating the Attainment of Cleanup Standards, Volume 1: Soils and Solid Media". Therefore, the NJDEP manual provides an appropriate reference in the development of this sampling protocol. The following definitions have been established for this document:

"Grid": *a unit of waste designated for sampling, the boundary of which extends to three dimensions.*

"Grid Composite": *a sample obtained by compositing the required number of samples from a grid on an equal weight basis.*

"Area Composite": *a sample obtained by compositing two or more "grid composites", on an equal weight basis at the laboratory, resulting in a sample representing multiple grids.*

1. Divide the stockpiled into 45 equal grids (approximately 19 cubic yards per grid).
2. Collect a "grid composite" of 1 discrete sample at random within each of the 45 grids[1].
3. Submit all 45 samples to Seven Trent Laboratory (See **Section 3.0**).

The NJDEP allows the compositing of up to five adjacent homogeneous "grid composite" samples by the laboratory to create an "area composite". The compositing of the "grid composite" into the "area composite" will only be completed after the initial request of TCLP chrome is completed on all 45 "grid composites". Due to the additional level of uncertainty and to have the ability to segregate grids (if necessary) within an effective period of time, "area composites" are not recommended until after the TCLP chrome results are received , for the purposes of this document.

3.0 SAMPLE ANALYSIS, PRESERVATION AND HANDLING

Sample collection, preservation and handling must be performed in accordance with the latest edition of "New Jersey Department of Environmental Protection, Field Procedure Manual (August 2005).

All 45 "grid composite" samples will be analyzed for TCLP Chrome. Once the results are received and reviewed then "area composites" will be created at the laboratory for the following additional parameters.

- TCLP metals and Full Organics
- RCRA Characteristics (Ignitability, Corrosivity and Reactivity)

---

1 All discrete samples within a grid composite will be homogenized prior to being sent out to the laboratory.

- PCB's, Herbicides and Pesticides
- Total Petroleum Hydrocarbon's

4.0 SHIPPING AND HANDLING

The 45 samples will be shipped from the SA-7 facility in Jersey City, New Jersey to the STL in Edison, New Jersey via STL carrier. All samples are to maintain a 4 degree Celsius temperature during collection and transportation.

5.0 DECONTAMINATION PROCEDURES

All sampling equipment will be decontaminated after each sample collection. The sampling equipment will be decontaminated using the following procedures:

- Scrub in non-phosphate soap solution
- Deionized (DI) water rinse
- 10% Nitric Acid rinse (for inorganics)
- City water rinse
- DI rinse

SCB7/WP STOCKPILE

TCLP Chromium Result List

Sample ID	Method Id	Date Collected	Result	RL	Qual	Units
115-WC-SCB7WP-1A	6010B	7/28/2006	0.44	0.015	mg/l	Dry
115-WC-SCB7WP-1B	6010B	7/28/2006	1.5	0.015	mg/l	Dry
115-WC-SCB7WP-1C	6010B	7/28/2006	0.37	0.015	mg/l	Dry
115-WC-SCB7WP-1D	6010B	7/28/2006	0.61	0.015	mg/l	Dry
115-WC-SCB7WP-1E	6010B	7/28/2006	0.32	0.015	mg/l	Dry
115-WC-SCB7WP-2A	6010B	7/28/2006	0.11	0.015	mg/l	Dry
115-WC-SCB7WP-2B	6010B	7/28/2006	11.1	0.015	mg/l	Dry
115-WC-SCB7WP-2C	6010B	7/28/2006	0.44	0.015	mg/l	Dry
115-WC-SCB7WP-2D	6010B	7/28/2006	0.48	0.015	mg/l	Dry
115-WC-SCB7WP-2E	6010B	7/28/2006	0.14	0.015	mg/l	Dry
115-WC-SCB7WP-3A	6010B	7/28/2006	0.24	0.015	mg/l	Dry
115-WC-SCB7WP-3B	6010B	7/28/2006	0.54	0.015	mg/l	Dry
115-WC-SCB7WP-3C	6010B	7/28/2006	0.21	0.015	mg/l	Dry
115-WC-SCB7WP-3D	6010B	7/28/2006	1.5	0.015	mg/l	Dry
115-WC-SCB7WP-3E	6010B	7/28/2006	0.21	0.015	mg/l	Dry
115-WC-SCB7WP-4A	6010B	7/28/2006	0.09	0.015	mg/l	Dry
115-WC-SCB7WP-4B	6010B	7/28/2006	0.13	0.015	mg/l	Dry
115-WC-SCB7WP-4C	6010B	7/28/2006	0.15	0.015	mg/l	Dry
115-WC-SCB7WP-4D	6010B	7/28/2006	0.66	0.015	mg/l	Dry
115-WC-SCB7WP-4E	6010B	7/28/2006	0.21	0.015	mg/l	Dry
115-WC-SCB7WP-5A	6010B	7/28/2006	0.22	0.015	mg/l	Dry
115-WC-SCB7WP-5B	6010B	7/28/2006	0.48	0.015	mg/l	Dry
115-WC-SCB7WP-5C	6010B	7/28/2006	0.14	0.015	mg/l	Dry
115-WC-SCB7WP-5D	6010B	7/28/2006	2.5	0.015	mg/l	Dry
115-WC-SCB7WP-5E	6010B	7/28/2006	1.3	0.015	mg/l	Dry
115-WC-SCB7WP-6A	6010B	7/28/2006	1.3	0.015	mg/l	Dry
115-WC-SCB7WP-6B	6010B	7/28/2006	0.21	0.015	mg/l	Dry
115-WC-SCB7WP-6C	6010B	7/28/2006	0.14	0.015	mg/l	Dry
115-WC-SCB7WP-6D	6010B	7/28/2006	4	0.015	mg/l	Dry
115-WC-SCB7WP-6E	6010B	7/28/2006	4	0.015	mg/l	Dry
115-WC-SCB7WP-7A	6010B	7/28/2006	0.87	0.015	mg/l	Dry
115-WC-SCB7WP-7B	6010B	7/28/2006	0.51	0.015	mg/l	Dry
115-WC-SCB7WP-7C	6010B	7/28/2006	0.31	0.015	mg/l	Dry
115-WC-SCB7WP-7D	6010B	7/28/2006	0.22	0.015	mg/l	Dry
115-WC-SCB7WP-7E	6010B	7/28/2006	0.31	0.015	mg/l	Dry
115-WC-SCB7WP-8A	6010B	7/28/2006	0.2	0.015	mg/l	Dry
115-WC-SCB7WP-8B	6010B	7/28/2006	0.52	0.015	mg/l	Dry
115-WC-SCB7WP-8C	6010B	7/28/2006	2.2	0.015	mg/l	Dry
115-WC-SCB7WP-8D	6010B	7/28/2006	4.7	0.015	mg/l	Dry
115-WC-SCB7WP-8E	6010B	7/28/2006	1.6	0.015	mg/l	Dry
115-WC-SCB7WP-9A	6010B	7/28/2006	0.84	0.015	mg/l	Dry
115-WC-SCB7WP-9B	6010B	7/28/2006	4.1	0.015	mg/l	Dry
115-WC-SCB7WP-9C	6010B	7/28/2006	1.4	0.015	mg/l	Dry
115-WC-SCB7WP-9D	6010B	7/28/2006	5.7	0.015	mg/l	Dry
115-WC-SCB7WP-9E	6010B	7/28/2006	0.87	0.015	mg/l	Dry
115-WC-SCB7WP10F	6010B	7/28/2006	0.18	0.015	mg/l	Dry

Table Notes:

U - The compound was not detected at the indicated Method of Detection Limit (MDL)

J - Mass spectral data indicates the presence of a compound that meets the identification criteria. The results is less than the specified quantitation limit but greater than or equal to the method of detection limit. The concentration given is an approximate value.

B - Reported value is less than the practical Quantitation Limit but greater than or equal to the Instrument Detection Limit.

Shaded area represents sample result exceeded the TCLP hazardous limit of 5mg/l for Chromium

SCB7/WP STOCKPILE

WASTE CHARACTERIZATION RESULT LIST

Sample ID	Method Id	Date Collected	Parameter	Result	RL	Qual	Units
SAMPLE ID: SCB7_WP-COMP1							
SCB7_WP-Comp-1	1030	7/28/2006	Ignitability	Non-ignitable	0		deg F
SCB7_WP-Comp-1	418.1	7/28/2006	Total Petroleum Hydrocarbons (418.1)	2910	25		mg/kg
SCB7_WP-Comp-1	6010B	7/28/2006	Chromium	566	0.8		mg/kg
SCB7_WP-Comp-1	6010B	7/28/2006	Silver		0.007	U	mg/l
SCB7_WP-Comp-1	6010B	7/28/2006	Arsenic		0.016	U	mg/l
SCB7_WP-Comp-1	6010B	7/28/2006	Barium	0.15	0.0085	B	mg/l
SCB7_WP-Comp-1	6010B	7/28/2006	Cadmium		0.002	U	mg/l
SCB7_WP-Comp-1	6010B	7/28/2006	Lead		0.013	U	mg/l
SCB7_WP-Comp-1	6010B	7/28/2006	Selenium		0.021	U	mg/l
SCB7_WP-Comp-1	7196A	7/28/2006	Chromium VI	23.3	2.67		mg/kg
SCB7_WP-Comp-1	7470A	7/28/2006	Mercury		0.0001	U	mg/l
SCB7_WP-Comp-1	8081A	7/28/2006	gamma-BHC (Lindane)		0.0005	U	mg/l
SCB7_WP-Comp-1	8081A	7/28/2006	Chlordane		0.005	U	mg/l
SCB7_WP-Comp-1	8081A	7/28/2006	Endrin		0.0005	U	mg/l
SCB7_WP-Comp-1	8081A	7/28/2006	Heptachlor		0.0005	U	mg/l
SCB7_WP-Comp-1	8081A	7/28/2006	Heptachlor epoxide		0.0005	U	mg/l
SCB7_WP-Comp-1	8081A	7/28/2006	Methoxychlor		0.0005	U	mg/l
SCB7_WP-Comp-1	8081A	7/28/2006	Toxaphene		0.005	U	mg/l
SCB7_WP-Comp-1	8082	7/28/2006	Aroclor-1016		89	U	ug/kg
SCB7_WP-Comp-1	8082	7/28/2006	Aroclor-1221		89	U	ug/kg
SCB7_WP-Comp-1	8082	7/28/2006	Aroclor-1232		89	U	ug/kg
SCB7_WP-Comp-1	8082	7/28/2006	Aroclor-1242		89	U	ug/kg
SCB7_WP-Comp-1	8082	7/28/2006	Aroclor-1248		89	U	ug/kg
SCB7_WP-Comp-1	8082	7/28/2006	Aroclor-1254		89	U	ug/kg
SCB7_WP-Comp-1	8082	7/28/2006	Aroclor-1260		89	U	ug/kg
SCB7_WP-Comp-1	8082	7/28/2006	Aroclor-1262		89	U	ug/kg
SCB7_WP-Comp-1	8082	7/28/2006	Aroclor-1268		89	U	ug/kg
SCB7_WP-Comp-1	8151A	7/28/2006	2,4-D		0.08	U	mg/l
SCB7_WP-Comp-1	8151A	7/28/2006	2,4,5-TP (Silvex)		0.08	U	mg/l
SCB7_WP-Comp-1	8260B	7/28/2006	Vinyl Chloride		0.005	U	mg/l
SCB7_WP-Comp-1	8260B	7/28/2006	1,1-Dichloroethene		0.002	U	mg/l
SCB7_WP-Comp-1	8260B	7/28/2006	Chloroform		0.005	U	mg/l
SCB7_WP-Comp-1	8260B	7/28/2006	1,2-Dichloroethane		0.002	U	mg/l
SCB7_WP-Comp-1	8260B	7/28/2006	Methyl Ethyl Ketone		0.005	U	mg/l
SCB7_WP-Comp-1	8260B	7/28/2006	Carbon Tetrachloride		0.002	U	mg/l
SCB7_WP-Comp-1	8260B	7/28/2006	Trichloroethene		0.001	U	mg/l
SCB7_WP-Comp-1	8260B	7/28/2006	Benzene		0.001	U	mg/l
SCB7_WP-Comp-1	8260B	7/28/2006	Tetrachloroethene		0.001	U	mg/l
SCB7_WP-Comp-1	8260B	7/28/2006	Chlorobenzene		0.005	U	mg/l
SCB7_WP-Comp-1	8270C	7/28/2006	o-Cresol		0.04	U	mg/l
SCB7_WP-Comp-1	8270C	7/28/2006	m&p-Cresol		0.04	U	mg/l
SCB7_WP-Comp-1	8270C	7/28/2006	2,4,6-Trichlorophenol		0.04	U	mg/l
SCB7_WP-Comp-1	8270C	7/28/2006	2,4,5-Trichlorophenol		0.04	U	mg/l
SCB7_WP-Comp-1	8270C	7/28/2006	Pentachlorophenol		0.12	U	mg/l
SCB7_WP-Comp-1	8270C	7/28/2006	1,4-Dichlorobenzene		0.04	U	mg/l
SCB7_WP-Comp-1	8270C	7/28/2006	Hexachloroethane		0.004	U	mg/l
SCB7_WP-Comp-1	8270C	7/28/2006	Nitrobenzene		0.004	U	mg/l
SCB7_WP-Comp-1	8270C	7/28/2006	Hexachlorobutadiene		0.008	U	mg/l
SCB7_WP-Comp-1	8270C	7/28/2006	2,4-Dinitrotoluene		0.008	U	mg/l
SCB7_WP-Comp-1	8270C	7/28/2006	Hexachlorobenzene		0.004	U	mg/l
SCB7_WP-Comp-1	8270C	7/28/2006	Pyridine		0.04	U	mg/l
SCB7_WP-Comp-1	9040B	7/28/2006	Corrosivity	11.53	0		std units
SCB7_WP-Comp-1	9045C	7/28/2006	pH	11.53	0		std units
SCB7_WP-Comp-1	7.3.3	7/28/2006	Reactive Cyanide		25	U	mg/kg
SCB7_WP-Comp-1	7.3.4	7/28/2006	Reactive Sulfide		20	U	mg/kg
SAMPLE ID: SCB7_WP-COMP2							
SCB7_WP-Comp-2	1030	7/28/2006	Ignitability	Non-ignitable	0		deg F
SCB7_WP-Comp-2	418.1	7/28/2006	Total Petroleum Hydrocarbons (418.1)	1780	25		mg/kg
SCB7_WP-Comp-2	6010B	7/28/2006	Chromium	444	0.78		mg/kg
SCB7_WP-Comp-2	6010B	7/28/2006	Silver		0.007	U	mg/l
SCB7_WP-Comp-2	6010B	7/28/2006	Arsenic		0.016	U	mg/l
SCB7_WP-Comp-2	6010B	7/28/2006	Barium	0.09	0.0085	B	mg/l
SCB7_WP-Comp-2	6010B	7/28/2006	Cadmium		0.002	U	mg/l
SCB7_WP-Comp-2	6010B	7/28/2006	Lead		0.013	U	mg/l
SCB7_WP-Comp-2	6010B	7/28/2006	Selenium		0.021	U	mg/l
SCB7_WP-Comp-2	7196A	7/28/2006	Chromium VI	7.8	2.61		mg/kg

SCB7/WP STOCKPILE

WASTE CHARACTERIZATION RESULT LIST

Sample ID	Method Id	Date Collected	Parameter	Result	RL	Qual	Units
SCB7_WP-Comp-2	7470A	7/28/2006	Mercury		0.0001	U	mg/l
SCB7_WP-Comp-2	8081A	7/28/2006	gamma-BHC (Lindane)		0.0005	U	mg/l
SCB7_WP-Comp-2	8081A	7/28/2006	Chlordane		0.005	U	mg/l
SCB7_WP-Comp-2	8081A	7/28/2006	Endrin		0.0005	U	mg/l
SCB7_WP-Comp-2	8081A	7/28/2006	Heptachlor		0.0005	U	mg/l
SCB7_WP-Comp-2	8081A	7/28/2006	Heptachlor epoxide		0.0005	U	mg/l
SCB7_WP-Comp-2	8081A	7/28/2006	Methoxychlor		0.0005	U	mg/l
SCB7_WP-Comp-2	8081A	7/28/2006	Toxaphene		0.005	U	mg/l
SCB7_WP-Comp-2	8082	7/28/2006	Aroclor-1016		87	U	ug/kg
SCB7_WP-Comp-2	8082	7/28/2006	Aroclor-1221		87	U	ug/kg
SCB7_WP-Comp-2	8082	7/28/2006	Aroclor-1232		87	U	ug/kg
SCB7_WP-Comp-2	8082	7/28/2006	Aroclor-1242		87	U	ug/kg
SCB7_WP-Comp-2	8082	7/28/2006	Aroclor-1248		87	U	ug/kg
SCB7_WP-Comp-2	8082	7/28/2006	Aroclor-1254		87	U	ug/kg
SCB7_WP-Comp-2	8082	7/28/2006	Aroclor-1260		87	U	ug/kg
SCB7_WP-Comp-2	8082	7/28/2006	Aroclor-1262		87	U	ug/kg
SCB7_WP-Comp-2	8082	7/28/2006	Aroclor-1268		87	U	ug/kg
SCB7_WP-Comp-2	8151A	7/28/2006	2,4-D		0.08	U	mg/l
SCB7_WP-Comp-2	8151A	7/28/2006	2,4,5-TP (Silvex)		0.08	U	mg/l
SCB7_WP-Comp-2	8260B	7/28/2006	Vinyl Chloride		0.005	U	mg/l
SCB7_WP-Comp-2	8260B	7/28/2006	1,1-Dichloroethene		0.002	U	mg/l
SCB7_WP-Comp-2	8260B	7/28/2006	Chloroform		0.005	U	mg/l
SCB7_WP-Comp-2	8260B	7/28/2006	1,2-Dichloroethane		0.002	U	mg/l
SCB7_WP-Comp-2	8260B	7/28/2006	Methyl Ethyl Ketone		0.005	U	mg/l
SCB7_WP-Comp-2	8260B	7/28/2006	Carbon Tetrachloride		0.002	U	mg/l
SCB7_WP-Comp-2	8260B	7/28/2006	Trichloroethene		0.001	U	mg/l
SCB7_WP-Comp-2	8260B	7/28/2006	Benzene		0.001	U	mg/l
SCB7_WP-Comp-2	8260B	7/28/2006	Tetrachloroethene		0.001	U	mg/l
SCB7_WP-Comp-2	8260B	7/28/2006	Chlorobenzene		0.005	U	mg/l
SCB7_WP-Comp-2	8270C	7/28/2006	o-Cresol		0.04	U	mg/l
SCB7_WP-Comp-2	8270C	7/28/2006	m&p-Cresol		0.04	U	mg/l
SCB7_WP-Comp-2	8270C	7/28/2006	2,4,6-Trichlorophenol		0.04	U	mg/l
SCB7_WP-Comp-2	8270C	7/28/2006	2,4,5-Trichlorophenol		0.04	U	mg/l
SCB7_WP-Comp-2	8270C	7/28/2006	Pentachlorophenol		0.12	U	mg/l
SCB7_WP-Comp-2	8270C	7/28/2006	1,4-Dichlorobenzene		0.04	U	mg/l
SCB7_WP-Comp-2	8270C	7/28/2006	Hexachloroethane		0.004	U	mg/l
SCB7_WP-Comp-2	8270C	7/28/2006	Nitrobenzene		0.004	U	mg/l
SCB7_WP-Comp-2	8270C	7/28/2006	Hexachlorobutadiene		0.008	U	mg/l
SCB7_WP-Comp-2	8270C	7/28/2006	2,4-Dinitrotoluene		0.008	U	mg/l
SCB7_WP-Comp-2	8270C	7/28/2006	Hexachlorobenzene		0.004	U	mg/l
SCB7_WP-Comp-2	8270C	7/28/2006	Pyridine		0.04	U	mg/l
SCB7_WP-Comp-2	9040B	7/28/2006	Corrosivity	11.36	0		std units
SCB7_WP-Comp-2	9045C	7/28/2006	pH	11.36	0		std units
SCB7_WP-Comp-2	7.3.3	7/28/2006	Reactive Cyanide		25	U	mg/kg
SCB7_WP-Comp-2	7.3.4	7/28/2006	Reactive Sulfide		20	U	mg/kg
SAMPLE ID: SCB7_WP-COMP3							
SCB7_WP-Comp-3	1030	7/28/2006	Ignitability	Non-ignitable	0		deg F
SCB7_WP-Comp-3	418.1	7/28/2006	Total Petroleum Hydrocarbons (418.1)	1740	25		mg/kg
SCB7_WP-Comp-3	6010B	7/28/2006	Chromium	1220	0.78		mg/kg
SCB7_WP-Comp-3	6010B	7/28/2006	Silver		0.007	U	mg/l
SCB7_WP-Comp-3	6010B	7/28/2006	Arsenic		0.016	U	mg/l
SCB7_WP-Comp-3	6010B	7/28/2006	Barium	0.11	0.0085	B	mg/l
SCB7_WP-Comp-3	6010B	7/28/2006	Cadmium		0.002	U	mg/l
SCB7_WP-Comp-3	6010B	7/28/2006	Lead		0.013	U	mg/l
SCB7_WP-Comp-3	6010B	7/28/2006	Selenium		0.021	U	mg/l
SCB7_WP-Comp-3	7196A	7/28/2006	Chromium VI	15.2	2.6		mg/kg
SCB7_WP-Comp-3	7470A	7/28/2006	Mercury		0.0001	U	mg/l
SCB7_WP-Comp-3	8081A	7/28/2006	gamma-BHC (Lindane)		0.0005	U	mg/l
SCB7_WP-Comp-3	8081A	7/28/2006	Chlordane		0.005	U	mg/l
SCB7_WP-Comp-3	8081A	7/28/2006	Endrin		0.0005	U	mg/l
SCB7_WP-Comp-3	8081A	7/28/2006	Heptachlor		0.0005	U	mg/l
SCB7_WP-Comp-3	8081A	7/28/2006	Heptachlor epoxide		0.0005	U	mg/l
SCB7_WP-Comp-3	8081A	7/28/2006	Methoxychlor		0.0005	U	mg/l
SCB7_WP-Comp-3	8081A	7/28/2006	Toxaphene		0.005	U	mg/l
SCB7_WP-Comp-3	8082	7/28/2006	Aroclor-1016		87	U	ug/kg
SCB7_WP-Comp-3	8082	7/28/2006	Aroclor-1221		87	U	ug/kg
SCB7_WP-Comp-3	8082	7/28/2006	Aroclor-1232		87	U	ug/kg
SCB7_WP-Comp-3	8082	7/28/2006	Aroclor-1242		87	U	ug/kg

SCB7/WP STOCKPILE

WASTE CHARACTERIZATION RESULT LIST

Sample ID	Method Id	Date Collected	Parameter	Result	RL	Qual	Units
SCB7_WP-Comp-3	8082	7/28/2006	Aroclor-1248		87	U	ug/kg
SCB7_WP-Comp-3	8082	7/28/2006	Aroclor-1254		87	U	ug/kg
SCB7_WP-Comp-3	8082	7/28/2006	Aroclor-1260		87	U	ug/kg
SCB7_WP-Comp-3	8082	7/28/2006	Aroclor-1262		87	U	ug/kg
SCB7_WP-Comp-3	8082	7/28/2006	Aroclor-1268		87	U	ug/kg
SCB7_WP-Comp-3	8151A	7/28/2006	2,4-D		0.08	U	mg/l
SCB7_WP-Comp-3	8151A	7/28/2006	2,4,5-TP (Silvex)		0.08	U	mg/l
SCB7_WP-Comp-3	8260B	7/28/2006	Vinyl Chloride		0.005	U	mg/l
SCB7_WP-Comp-3	8260B	7/28/2006	1,1-Dichloroethene		0.002	U	mg/l
SCB7_WP-Comp-3	8260B	7/28/2006	Chloroform		0.005	U	mg/l
SCB7_WP-Comp-3	8260B	7/28/2006	1,2-Dichloroethane		0.002	U	mg/l
SCB7_WP-Comp-3	8260B	7/28/2006	Methyl Ethyl Ketone		0.005	U	mg/l
SCB7_WP-Comp-3	8260B	7/28/2006	Carbon Tetrachloride		0.002	U	mg/l
SCB7_WP-Comp-3	8260B	7/28/2006	Trichloroethene		0.001	U	mg/l
SCB7_WP-Comp-3	8260B	7/28/2006	Benzene		0.001	U	mg/l
SCB7_WP-Comp-3	8260B	7/28/2006	Tetrachloroethene		0.001	U	mg/l
SCB7_WP-Comp-3	8260B	7/28/2006	Chlorobenzene		0.005	U	mg/l
SCB7_WP-Comp-3	8270C	7/28/2006	o-Cresol		0.04	U	mg/l
SCB7_WP-Comp-3	8270C	7/28/2006	m&p-Cresol		0.04	U	mg/l
SCB7_WP-Comp-3	8270C	7/28/2006	2,4,6-Trichlorophenol		0.04	U	mg/l
SCB7_WP-Comp-3	8270C	7/28/2006	2,4,5-Trichlorophenol		0.04	U	mg/l
SCB7_WP-Comp-3	8270C	7/28/2006	Pentachlorophenol		0.12	U	mg/l
SCB7_WP-Comp-3	8270C	7/28/2006	1,4-Dichlorobenzene		0.04	U	mg/l
SCB7_WP-Comp-3	8270C	7/28/2006	Hexachloroethane		0.004	U	mg/l
SCB7_WP-Comp-3	8270C	7/28/2006	Nitrobenzene		0.004	U	mg/l
SCB7_WP-Comp-3	8270C	7/28/2006	Hexachlorobutadiene		0.008	U	mg/l
SCB7_WP-Comp-3	8270C	7/28/2006	2,4-Dinitrotoluene		0.008	U	mg/l
SCB7_WP-Comp-3	8270C	7/28/2006	Hexachlorobenzene		0.004	U	mg/l
SCB7_WP-Comp-3	8270C	7/28/2006	Pyridine		0.04	U	mg/l
SCB7_WP-Comp-3	9040B	7/28/2006	Corrosivity	11.43	0		std units
SCB7_WP-Comp-3	9045C	7/28/2006	pH	11.43	0		std units
SCB7_WP-Comp-3	7.3.3	7/28/2006	Reactive Cyanide		25	U	mg/kg
SCB7_WP-Comp-3	7.3.4	7/28/2006	Reactive Sulfide		20	U	mg/kg
SAMPLE ID: SCB7_WP-COMP4							
SCB7_WP-Comp-4	1030	7/28/2006	Ignitability	Non-ignitable	0		deg F
SCB7_WP-Comp-4	418.1	7/28/2006	Total Petroleum Hydrocarbons (418.1)	1860	25		mg/kg
SCB7_WP-Comp-4	6010B	7/28/2006	Chromium	288	0.78		mg/kg
SCB7_WP-Comp-4	6010B	7/28/2006	Silver		0.007	U	mg/l
SCB7_WP-Comp-4	6010B	7/28/2006	Arsenic		0.016	U	mg/l
SCB7_WP-Comp-4	6010B	7/28/2006	Barium	0.17	0.0085	B	mg/l
SCB7_WP-Comp-4	6010B	7/28/2006	Cadmium		0.002	U	mg/l
SCB7_WP-Comp-4	6010B	7/28/2006	Lead		0.013	U	mg/l
SCB7_WP-Comp-4	6010B	7/28/2006	Selenium		0.021	U	mg/l
SCB7_WP-Comp-4	7196A	7/28/2006	Chromium VI	11	2.61		mg/kg
SCB7_WP-Comp-4	7470A	7/28/2006	Mercury		0.0001	U	mg/l
SCB7_WP-Comp-4	8081A	7/28/2006	gamma-BHC (Lindane)		0.0005	U	mg/l
SCB7_WP-Comp-4	8081A	7/28/2006	Chlordane		0.005	U	mg/l
SCB7_WP-Comp-4	8081A	7/28/2006	Endrin		0.0005	U	mg/l
SCB7_WP-Comp-4	8081A	7/28/2006	Heptachlor		0.0005	U	mg/l
SCB7_WP-Comp-4	8081A	7/28/2006	Heptachlor epoxide		0.0005	U	mg/l
SCB7_WP-Comp-4	8081A	7/28/2006	Methoxychlor		0.0005	U	mg/l
SCB7_WP-Comp-4	8081A	7/28/2006	Toxaphene		0.005	U	mg/l
SCB7_WP-Comp-4	8082	7/28/2006	Aroclor-1016		87	U	ug/kg
SCB7_WP-Comp-4	8082	7/28/2006	Aroclor-1221		87	U	ug/kg
SCB7_WP-Comp-4	8082	7/28/2006	Aroclor-1232		87	U	ug/kg
SCB7_WP-Comp-4	8082	7/28/2006	Aroclor-1242		87	U	ug/kg
SCB7_WP-Comp-4	8082	7/28/2006	Aroclor-1248		87	U	ug/kg
SCB7_WP-Comp-4	8082	7/28/2006	Aroclor-1254		87	U	ug/kg
SCB7_WP-Comp-4	8082	7/28/2006	Aroclor-1260		87	U	ug/kg
SCB7_WP-Comp-4	8082	7/28/2006	Aroclor-1262		87	U	ug/kg
SCB7_WP-Comp-4	8082	7/28/2006	Aroclor-1268		87	U	ug/kg
SCB7_WP-Comp-4	8151A	7/28/2006	2,4-D		0.08	U	mg/l
SCB7_WP-Comp-4	8151A	7/28/2006	2,4,5-TP (Silvex)		0.08	U	mg/l
SCB7_WP-Comp-4	8260B	7/28/2006	Vinyl Chloride		0.005	U	mg/l
SCB7_WP-Comp-4	8260B	7/28/2006	1,1-Dichloroethene		0.002	U	mg/l
SCB7_WP-Comp-4	8260B	7/28/2006	Chloroform		0.005	U	mg/l
SCB7_WP-Comp-4	8260B	7/28/2006	1,2-Dichloroethane		0.002	U	mg/l
SCB7_WP-Comp-4	8260B	7/28/2006	Methyl Ethyl Ketone		0.005	U	mg/l

SCB7/WP STOCKPILE

WASTE CHARACTERIZATION RESULT LIST

Sample ID	Method Id	Date Collected	Parameter	Result	RL	Qual	Units
SCB7_WP-Comp-4	8260B	7/28/2006	Carbon Tetrachloride		0.002	U	mg/l
SCB7_WP-Comp-4	8260B	7/28/2006	Trichloroethene		0.001	U	mg/l
SCB7_WP-Comp-4	8260B	7/28/2006	Benzene		0.001	U	mg/l
SCB7_WP-Comp-4	8260B	7/28/2006	Tetrachloroethene		0.001	U	mg/l
SCB7_WP-Comp-4	8260B	7/28/2006	Chlorobenzene		0.005	U	mg/l
SCB7_WP-Comp-4	8270C	7/28/2006	o-Cresol		0.04	U	mg/l
SCB7_WP-Comp-4	8270C	7/28/2006	m&p-Cresol		0.04	U	mg/l
SCB7_WP-Comp-4	8270C	7/28/2006	2,4,6-Trichlorophenol		0.04	U	mg/l
SCB7_WP-Comp-4	8270C	7/28/2006	2,4,5-Trichlorophenol		0.04	U	mg/l
SCB7_WP-Comp-4	8270C	7/28/2006	Pentachlorophenol		0.12	U	mg/l
SCB7_WP-Comp-4	8270C	7/28/2006	1,4-Dichlorobenzene		0.04	U	mg/l
SCB7_WP-Comp-4	8270C	7/28/2006	Hexachloroethane		0.004	U	mg/l
SCB7_WP-Comp-4	8270C	7/28/2006	Nitrobenzene		0.004	U	mg/l
SCB7_WP-Comp-4	8270C	7/28/2006	Hexachlorobutadiene		0.008	U	mg/l
SCB7_WP-Comp-4	8270C	7/28/2006	2,4-Dinitrotoluene		0.008	U	mg/l
SCB7_WP-Comp-4	8270C	7/28/2006	Hexachlorobenzene		0.004	U	mg/l
SCB7_WP-Comp-4	8270C	7/28/2006	Pyridine		0.04	U	mg/l
SCB7_WP-Comp-4	9040B	7/28/2006	Corrosivity	11.45	0		std units
SCB7_WP-Comp-4	9045C	7/28/2006	pH	11.45	0		std units
SCB7_WP-Comp-4	7.3.3	7/28/2006	Reactive Cyanide		25	U	mg/kg
SCB7_WP-Comp-4	7.3.4	7/28/2006	Reactive Sulfide		20	U	mg/kg
			SAMPLE ID: SCB7_WP-COMP5				
SCB7_WP-Comp-5	1030	7/28/2006	Ignitability	Non-ignitable	0		deg F
SCB7_WP-Comp-5	418.1	7/28/2006	Total Petroleum Hydrocarbons (418.1)	1730	25		mg/kg
SCB7_WP-Comp-5	6010B	7/28/2006	Chromium	556	0.77		mg/kg
SCB7_WP-Comp-5	6010B	7/28/2006	Silver		0.007	U	mg/l
SCB7_WP-Comp-5	6010B	7/28/2006	Arsenic		0.016	U	mg/l
SCB7_WP-Comp-5	6010B	7/28/2006	Barium	0.12	0.0085	B	mg/l
SCB7_WP-Comp-5	6010B	7/28/2006	Cadmium		0.002	U	mg/l
SCB7_WP-Comp-5	6010B	7/28/2006	Lead		0.013	U	mg/l
SCB7_WP-Comp-5	6010B	7/28/2006	Selenium		0.021	U	mg/l
SCB7_WP-Comp-5	7196A	7/28/2006	Chromium VI	14.7	2.56		mg/kg
SCB7_WP-Comp-5	7470A	7/28/2006	Mercury		0.0001	U	mg/l
SCB7_WP-Comp-5	8081A	7/28/2006	gamma-BHC (Lindane)		0.0005	U	mg/l
SCB7_WP-Comp-5	8081A	7/28/2006	Chlordane		0.005	U	mg/l
SCB7_WP-Comp-5	8081A	7/28/2006	Endrin		0.0005	U	mg/l
SCB7_WP-Comp-5	8081A	7/28/2006	Heptachlor		0.0005	U	mg/l
SCB7_WP-Comp-5	8081A	7/28/2006	Heptachlor epoxide		0.0005	U	mg/l
SCB7_WP-Comp-5	8081A	7/28/2006	Methoxychlor		0.0005	U	mg/l
SCB7_WP-Comp-5	8081A	7/28/2006	Toxaphene		0.005	U	mg/l
SCB7_WP-Comp-5	8082	7/28/2006	Aroclor-1016		86	U	ug/kg
SCB7_WP-Comp-5	8082	7/28/2006	Aroclor-1221		86	U	ug/kg
SCB7_WP-Comp-5	8082	7/28/2006	Aroclor-1232		86	U	ug/kg
SCB7_WP-Comp-5	8082	7/28/2006	Aroclor-1242		86	U	ug/kg
SCB7_WP-Comp-5	8082	7/28/2006	Aroclor-1248		86	U	ug/kg
SCB7_WP-Comp-5	8082	7/28/2006	Aroclor-1254		86	U	ug/kg
SCB7_WP-Comp-5	8082	7/28/2006	Aroclor-1260		86	U	ug/kg
SCB7_WP-Comp-5	8082	7/28/2006	Aroclor-1262		86	U	ug/kg
SCB7_WP-Comp-5	8082	7/28/2006	Aroclor-1268		86	U	ug/kg
SCB7_WP-Comp-5	8151A	7/28/2006	2,4-D		0.08	U	mg/l
SCB7_WP-Comp-5	8151A	7/28/2006	2,4,5-TP (Silvex)		0.08	U	mg/l
SCB7_WP-Comp-5	8260B	7/28/2006	Vinyl Chloride		0.005	U	mg/l
SCB7_WP-Comp-5	8260B	7/28/2006	1,1-Dichloroethene		0.002	U	mg/l
SCB7_WP-Comp-5	8260B	7/28/2006	Chloroform		0.005	U	mg/l
SCB7_WP-Comp-5	8260B	7/28/2006	1,2-Dichloroethane		0.002	U	mg/l
SCB7_WP-Comp-5	8260B	7/28/2006	Methyl Ethyl Ketone		0.005	U	mg/l
SCB7_WP-Comp-5	8260B	7/28/2006	Carbon Tetrachloride		0.002	U	mg/l
SCB7_WP-Comp-5	8260B	7/28/2006	Trichloroethene		0.001	U	mg/l
SCB7_WP-Comp-5	8260B	7/28/2006	Benzene		0.001	U	mg/l
SCB7_WP-Comp-5	8260B	7/28/2006	Tetrachloroethene		0.001	U	mg/l
SCB7_WP-Comp-5	8260B	7/28/2006	Chlorobenzene		0.005	U	mg/l
SCB7_WP-Comp-5	8270C	7/28/2006	o-Cresol		0.04	U	mg/l
SCB7_WP-Comp-5	8270C	7/28/2006	m&p-Cresol		0.04	U	mg/l
SCB7_WP-Comp-5	8270C	7/28/2006	2,4,6-Trichlorophenol		0.04	U	mg/l
SCB7_WP-Comp-5	8270C	7/28/2006	2,4,5-Trichlorophenol		0.04	U	mg/l
SCB7_WP-Comp-5	8270C	7/28/2006	Pentachlorophenol		0.12	U	mg/l
SCB7_WP-Comp-5	8270C	7/28/2006	1,4-Dichlorobenzene		0.04	U	mg/l
SCB7_WP-Comp-5	8270C	7/28/2006	Hexachloroethane		0.004	U	mg/l

SCB7/WP STOCKPILE
WASTE CHARACTERIZATION RESULT LIST

Sample ID	Method Id	Date Collected	Parameter	Result	RL	Qual	Units
SCB7_WP-Comp-5	8270C	7/28/2006	Nitrobenzene		0.004	U	mg/l
SCB7_WP-Comp-5	8270C	7/28/2006	Hexachlorobutadiene		0.008	U	mg/l
SCB7_WP-Comp-5	8270C	7/28/2006	2,4-Dinitrotoluene		0.008	U	mg/l
SCB7_WP-Comp-5	8270C	7/28/2006	Hexachlorobenzene		0.004	U	mg/l
SCB7_WP-Comp-5	8270C	7/28/2006	Pyridine		0.04	U	mg/l
SCB7_WP-Comp-5	9040B	7/28/2006	Corrosivity	11.32	0		std units
SCB7_WP-Comp-5	9045C	7/28/2006	pH	11.32	0		std units
SCB7_WP-Comp-5	7.3.3	7/28/2006	Reactive Cyanide		25	U	mg/kg
SCB7_WP-Comp-5	7.3.4	7/28/2006	Reactive Sulfide		20	U	mg/kg
SAMPLE ID: SCB7_WP-COMP6							
SCB7_WP-Comp-6	1030	7/28/2006	Ignitability	Non-ignitable	0		deg F
SCB7_WP-Comp-6	418.1	7/28/2006	Total Petroleum Hydrocarbons (418.1)	2290	25		mg/kg
SCB7_WP-Comp-6	6010B	7/28/2006	Chromium	638	0.77		mg/kg
SCB7_WP-Comp-6	6010B	7/28/2006	Silver		0.007	U	mg/l
SCB7_WP-Comp-6	6010B	7/28/2006	Arsenic		0.016	U	mg/l
SCB7_WP-Comp-6	6010B	7/28/2006	Barium	0.08	0.0085	B	mg/l
SCB7_WP-Comp-6	6010B	7/28/2006	Cadmium		0.002	U	mg/l
SCB7_WP-Comp-6	6010B	7/28/2006	Lead		0.013	U	mg/l
SCB7_WP-Comp-6	6010B	7/28/2006	Selenium		0.021	U	mg/l
SCB7_WP-Comp-6	7196A	7/28/2006	Chromium VI	14.6	2.56		mg/kg
SCB7_WP-Comp-6	7470A	7/28/2006	Mercury		0.0001	U	mg/l
SCB7_WP-Comp-6	8081A	7/28/2006	gamma-BHC (Lindane)		0.0005	U	mg/l
SCB7_WP-Comp-6	8081A	7/28/2006	Chlordane		0.005	U	mg/l
SCB7_WP-Comp-6	8081A	7/28/2006	Endrin		0.0005	U	mg/l
SCB7_WP-Comp-6	8081A	7/28/2006	Heptachlor		0.0005	U	mg/l
SCB7_WP-Comp-6	8081A	7/28/2006	Heptachlor epoxide		0.0005	U	mg/l
SCB7_WP-Comp-6	8081A	7/28/2006	Methoxychlor		0.0005	U	mg/l
SCB7_WP-Comp-6	8081A	7/28/2006	Toxaphene		0.005	U	mg/l
SCB7_WP-Comp-6	8082	7/28/2006	Aroclor-1016		86	U	ug/kg
SCB7_WP-Comp-6	8082	7/28/2006	Aroclor-1221		86	U	ug/kg
SCB7_WP-Comp-6	8082	7/28/2006	Aroclor-1232		86	U	ug/kg
SCB7_WP-Comp-6	8082	7/28/2006	Aroclor-1242		86	U	ug/kg
SCB7_WP-Comp-6	8082	7/28/2006	Aroclor-1248		86	U	ug/kg
SCB7_WP-Comp-6	8082	7/28/2006	Aroclor-1254		86	U	ug/kg
SCB7_WP-Comp-6	8082	7/28/2006	Aroclor-1260		86	U	ug/kg
SCB7_WP-Comp-6	8082	7/28/2006	Aroclor-1262		86	U	ug/kg
SCB7_WP-Comp-6	8082	7/28/2006	Aroclor-1268		86	U	ug/kg
SCB7_WP-Comp-6	8151A	7/28/2006	2,4-D		0.08	U	mg/l
SCB7_WP-Comp-6	8151A	7/28/2006	2,4,5-TP (Silvex)		0.08	U	mg/l
SCB7_WP-Comp-6	8260B	7/28/2006	Vinyl Chloride		0.005	U	mg/l
SCB7_WP-Comp-6	8260B	7/28/2006	1,1-Dichloroethene		0.002	U	mg/l
SCB7_WP-Comp-6	8260B	7/28/2006	Chloroform		0.005	U	mg/l
SCB7_WP-Comp-6	8260B	7/28/2006	1,2-Dichloroethane		0.002	U	mg/l
SCB7_WP-Comp-6	8260B	7/28/2006	Methyl Ethyl Ketone		0.005	U	mg/l
SCB7_WP-Comp-6	8260B	7/28/2006	Carbon Tetrachloride		0.002	U	mg/l
SCB7_WP-Comp-6	8260B	7/28/2006	Trichloroethene		0.001	U	mg/l
SCB7_WP-Comp-6	8260B	7/28/2006	Benzene		0.001	U	mg/l
SCB7_WP-Comp-6	8260B	7/28/2006	Tetrachloroethene		0.001	U	mg/l
SCB7_WP-Comp-6	8260B	7/28/2006	Chlorobenzene		0.005	U	mg/l
SCB7_WP-Comp-6	8270C	7/28/2006	o-Cresol		0.04	U	mg/l
SCB7_WP-Comp-6	8270C	7/28/2006	m&p-Cresol		0.04	U	mg/l
SCB7_WP-Comp-6	8270C	7/28/2006	2,4,6-Trichlorophenol		0.04	U	mg/l
SCB7_WP-Comp-6	8270C	7/28/2006	2,4,5-Trichlorophenol		0.04	U	mg/l
SCB7_WP-Comp-6	8270C	7/28/2006	Pentachlorophenol		0.12	U	mg/l
SCB7_WP-Comp-6	8270C	7/28/2006	1,4-Dichlorobenzene		0.04	U	mg/l
SCB7_WP-Comp-6	8270C	7/28/2006	Hexachloroethane		0.004	U	mg/l
SCB7_WP-Comp-6	8270C	7/28/2006	Nitrobenzene		0.004	U	mg/l
SCB7_WP-Comp-6	8270C	7/28/2006	Hexachlorobutadiene		0.008	U	mg/l
SCB7_WP-Comp-6	8270C	7/28/2006	2,4-Dinitrotoluene		0.008	U	mg/l
SCB7_WP-Comp-6	8270C	7/28/2006	Hexachlorobenzene		0.004	U	mg/l
SCB7_WP-Comp-6	8270C	7/28/2006	Pyridine		0.04	U	mg/l
SCB7_WP-Comp-6	9040B	7/28/2006	Corrosivity	11.34	0		std units
SCB7_WP-Comp-6	9045C	7/28/2006	pH	11.34	0		std units
SCB7_WP-Comp-6	7.3.3	7/28/2006	Reactive Cyanide		25	U	mg/kg
SCB7_WP-Comp-6	7.3.4	7/28/2006	Reactive Sulfide		20	U	mg/kg
SAMPLE ID: SCB7_WP-COMP7							
SCB7_WP-Comp-7	1030	7/28/2006	Ignitability	Non-ignitable	0		deg F

SCB7/WP STOCKPILE

WASTE CHARACTERIZATION RESULT LIST

Sample ID	Method Id	Date Collected	Parameter	Result	RL	Qual	Units
SCB7_WP-Comp-7	418.1	7/28/2006	Total Petroleum Hydrocarbons (418.1)	2610	25		mg/kg
SCB7_WP-Comp-7	6010B	7/28/2006	Chromium	406	0.77		mg/kg
SCB7_WP-Comp-7	6010B	7/28/2006	Silver		0.007	U	mg/l
SCB7_WP-Comp-7	6010B	7/28/2006	Arsenic		0.016	U	mg/l
SCB7_WP-Comp-7	6010B	7/28/2006	Barium	0.35	0.0085	B	mg/l
SCB7_WP-Comp-7	6010B	7/28/2006	Cadmium		0.002	U	mg/l
SCB7_WP-Comp-7	6010B	7/28/2006	Lead		0.013	U	mg/l
SCB7_WP-Comp-7	6010B	7/28/2006	Selenium		0.021	U	mg/l
SCB7_WP-Comp-7	7196A	7/28/2006	Chromium VI	16.4	2.56		mg/kg
SCB7_WP-Comp-7	7470A	7/28/2006	Mercury		0.0001	U	mg/l
SCB7_WP-Comp-7	8081A	7/28/2006	gamma-BHC (Lindane)		0.0005	U	mg/l
SCB7_WP-Comp-7	8081A	7/28/2006	Chlordane		0.005	U	mg/l
SCB7_WP-Comp-7	8081A	7/28/2006	Endrin		0.0005	U	mg/l
SCB7_WP-Comp-7	8081A	7/28/2006	Heptachlor		0.0005	U	mg/l
SCB7_WP-Comp-7	8081A	7/28/2006	Heptachlor epoxide		0.0005	U	mg/l
SCB7_WP-Comp-7	8081A	7/28/2006	Methoxychlor		0.0005	U	mg/l
SCB7_WP-Comp-7	8081A	7/28/2006	Toxaphene		0.005	U	mg/l
SCB7_WP-Comp-7	8082	7/28/2006	Aroclor-1016		86	U	ug/kg
SCB7_WP-Comp-7	8082	7/28/2006	Aroclor-1221		86	U	ug/kg
SCB7_WP-Comp-7	8082	7/28/2006	Aroclor-1232		86	U	ug/kg
SCB7_WP-Comp-7	8082	7/28/2006	Aroclor-1242		86	U	ug/kg
SCB7_WP-Comp-7	8082	7/28/2006	Aroclor-1248		86	U	ug/kg
SCB7_WP-Comp-7	8082	7/28/2006	Aroclor-1254		86	U	ug/kg
SCB7_WP-Comp-7	8082	7/28/2006	Aroclor-1260		86	U	ug/kg
SCB7_WP-Comp-7	8082	7/28/2006	Aroclor-1262		86	U	ug/kg
SCB7_WP-Comp-7	8082	7/28/2006	Aroclor-1268		86	U	ug/kg
SCB7_WP-Comp-7	8151A	7/28/2006	2,4-D		0.08	U	mg/l
SCB7_WP-Comp-7	8151A	7/28/2006	2,4,5-TP (Silvex)		0.08	U	mg/l
SCB7_WP-Comp-7	8260B	7/28/2006	Vinyl Chloride		0.005	U	mg/l
SCB7_WP-Comp-7	8260B	7/28/2006	1,1-Dichloroethene		0.002	U	mg/l
SCB7_WP-Comp-7	8260B	7/28/2006	Chloroform		0.005	U	mg/l
SCB7_WP-Comp-7	8260B	7/28/2006	1,2-Dichloroethane		0.002	U	mg/l
SCB7_WP-Comp-7	8260B	7/28/2006	Methyl Ethyl Ketone		0.005	U	mg/l
SCB7_WP-Comp-7	8260B	7/28/2006	Carbon Tetrachloride		0.002	U	mg/l
SCB7_WP-Comp-7	8260B	7/28/2006	Trichloroethene		0.001	U	mg/l
SCB7_WP-Comp-7	8260B	7/28/2006	Benzene		0.001	U	mg/l
SCB7_WP-Comp-7	8260B	7/28/2006	Tetrachloroethene		0.001	U	mg/l
SCB7_WP-Comp-7	8260B	7/28/2006	Chlorobenzene		0.005	U	mg/l
SCB7_WP-Comp-7	8270C	7/28/2006	o-Cresol		0.04	U	mg/l
SCB7_WP-Comp-7	8270C	7/28/2006	m&p-Cresol		0.04	U	mg/l
SCB7_WP-Comp-7	8270C	7/28/2006	2,4,6-Trichlorophenol		0.04	U	mg/l
SCB7_WP-Comp-7	8270C	7/28/2006	2,4,5-Trichlorophenol		0.04	U	mg/l
SCB7_WP-Comp-7	8270C	7/28/2006	Pentachlorophenol		0.12	U	mg/l
SCB7_WP-Comp-7	8270C	7/28/2006	1,4-Dichlorobenzene		0.04	U	mg/l
SCB7_WP-Comp-7	8270C	7/28/2006	Hexachloroethane		0.004	U	mg/l
SCB7_WP-Comp-7	8270C	7/28/2006	Nitrobenzene		0.004	U	mg/l
SCB7_WP-Comp-7	8270C	7/28/2006	Hexachlorobutadiene		0.008	U	mg/l
SCB7_WP-Comp-7	8270C	7/28/2006	2,4-Dinitrotoluene		0.008	U	mg/l
SCB7_WP-Comp-7	8270C	7/28/2006	Hexachlorobenzene		0.004	U	mg/l
SCB7_WP-Comp-7	8270C	7/28/2006	Pyridine		0.04	U	mg/l
SCB7_WP-Comp-7	9040B	7/28/2006	Corrosivity	11.08	0		std units
SCB7_WP-Comp-7	9045C	7/28/2006	pH	11.08	0		std units
SCB7_WP-Comp-7	7.3.3	7/28/2006	Reactive Cyanide		25	U	mg/kg
SCB7_WP-Comp-7	7.3.4	7/28/2006	Reactive Sulfide		20	U	mg/kg
SAMPLE ID: SCB7_WP-COMP8							
SCB7_WP-Comp-8	1030	7/28/2006	Ignitability	Non-ignitable	0		deg F
SCB7_WP-Comp-8	418.1	7/28/2006	Total Petroleum Hydrocarbons (418.1)	3470	25		mg/kg
SCB7_WP-Comp-8	6010B	7/28/2006	Chromium	596	0.73		mg/kg
SCB7_WP-Comp-8	6010B	7/28/2006	Silver		0.007	U	mg/l
SCB7_WP-Comp-8	6010B	7/28/2006	Arsenic		0.016	U	mg/l
SCB7_WP-Comp-8	6010B	7/28/2006	Barium	0.74	0.0085	B	mg/l
SCB7_WP-Comp-8	6010B	7/28/2006	Cadmium		0.002	U	mg/l
SCB7_WP-Comp-8	6010B	7/28/2006	Lead	0.02	0.013	B	mg/l
SCB7_WP-Comp-8	6010B	7/28/2006	Selenium		0.021	U	mg/l
SCB7_WP-Comp-8	7196A	7/28/2006	Chromium VI	36.8	2.43		mg/kg
SCB7_WP-Comp-8	7470A	7/28/2006	Mercury		0.0001	U	mg/l
SCB7_WP-Comp-8	8081A	7/28/2006	gamma-BHC (Lindane)		0.0005	U	mg/l

SCB7/WP STOCKPILE

WASTE CHARACTERIZATION RESULT LIST

Sample ID	Method Id	Date Collected	Parameter	Result	RL	Qual	Units
SCB7_WP-Comp-8	8081A	7/28/2006	Chlordane		0.005	U	mg/l
SCB7_WP-Comp-8	8081A	7/28/2006	Endrin		0.0005	U	mg/l
SCB7_WP-Comp-8	8081A	7/28/2006	Heptachlor		0.0005	U	mg/l
SCB7_WP-Comp-8	8081A	7/28/2006	Heptachlor epoxide		0.0005	U	mg/l
SCB7_WP-Comp-8	8081A	7/28/2006	Methoxychlor		0.0005	U	mg/l
SCB7_WP-Comp-8	8081A	7/28/2006	Toxaphene		0.005	U	mg/l
SCB7_WP-Comp-8	8082	7/28/2006	Aroclor-1016		81	U	ug/kg
SCB7_WP-Comp-8	8082	7/28/2006	Aroclor-1221		81	U	ug/kg
SCB7_WP-Comp-8	8082	7/28/2006	Aroclor-1232		81	U	ug/kg
SCB7_WP-Comp-8	8082	7/28/2006	Aroclor-1242		81	U	ug/kg
SCB7_WP-Comp-8	8082	7/28/2006	Aroclor-1248		81	U	ug/kg
SCB7_WP-Comp-8	8082	7/28/2006	Aroclor-1254		81	U	ug/kg
SCB7_WP-Comp-8	8082	7/28/2006	Aroclor-1260		81	U	ug/kg
SCB7_WP-Comp-8	8082	7/28/2006	Aroclor-1262		81	U	ug/kg
SCB7_WP-Comp-8	8082	7/28/2006	Aroclor-1268		81	U	ug/kg
SCB7_WP-Comp-8	8151A	7/28/2006	2,4-D		0.08	U	mg/l
SCB7_WP-Comp-8	8151A	7/28/2006	2,4,5-TP (Silvex)		0.08	U	mg/l
SCB7_WP-Comp-8	8260B	7/28/2006	Vinyl Chloride		0.005	U	mg/l
SCB7_WP-Comp-8	8260B	7/28/2006	1,1-Dichloroethene		0.002	U	mg/l
SCB7_WP-Comp-8	8260B	7/28/2006	Chloroform		0.005	U	mg/l
SCB7_WP-Comp-8	8260B	7/28/2006	1,2-Dichloroethane		0.002	U	mg/l
SCB7_WP-Comp-8	8260B	7/28/2006	Methyl Ethyl Ketone		0.005	U	mg/l
SCB7_WP-Comp-8	8260B	7/28/2006	Carbon Tetrachloride		0.002	U	mg/l
SCB7_WP-Comp-8	8260B	7/28/2006	Trichloroethene		0.001	U	mg/l
SCB7_WP-Comp-8	8260B	7/28/2006	Benzene		0.001	U	mg/l
SCB7_WP-Comp-8	8260B	7/28/2006	Tetrachloroethene		0.001	U	mg/l
SCB7_WP-Comp-8	8260B	7/28/2006	Chlorobenzene		0.005	U	mg/l
SCB7_WP-Comp-8	8270C	7/28/2006	o-Cresol		0.04	U	mg/l
SCB7_WP-Comp-8	8270C	7/28/2006	m&p-Cresol		0.04	U	mg/l
SCB7_WP-Comp-8	8270C	7/28/2006	2,4,6-Trichlorophenol		0.04	U	mg/l
SCB7_WP-Comp-8	8270C	7/28/2006	2,4,5-Trichlorophenol		0.04	U	mg/l
SCB7_WP-Comp-8	8270C	7/28/2006	Pentachlorophenol		0.12	U	mg/l
SCB7_WP-Comp-8	8270C	7/28/2006	1,4-Dichlorobenzene		0.04	U	mg/l
SCB7_WP-Comp-8	8270C	7/28/2006	Hexachloroethane		0.004	U	mg/l
SCB7_WP-Comp-8	8270C	7/28/2006	Nitrobenzene		0.004	U	mg/l
SCB7_WP-Comp-8	8270C	7/28/2006	Hexachlorobutadiene		0.008	U	mg/l
SCB7_WP-Comp-8	8270C	7/28/2006	2,4-Dinitrotoluene		0.008	U	mg/l
SCB7_WP-Comp-8	8270C	7/28/2006	Hexachlorobenzene		0.004	U	mg/l
SCB7_WP-Comp-8	8270C	7/28/2006	Pyridine		0.04	U	mg/l
SCB7_WP-Comp-8	9040B	7/28/2006	Corrosivity	11.1	0		std units
SCB7_WP-Comp-8	9045C	7/28/2006	pH	11.1	0		std units
SCB7_WP-Comp-8	7.3.3	7/28/2006	Reactive Cyanide		25	U	mg/kg
SCB7_WP-Comp-8	7.3.4	7/28/2006	Reactive Sulfide		20	U	mg/kg
SAMPLE ID: SCB7_WP-COMP9							
SCB7_WP-Comp-9	1030	7/28/2006	Ignitability	Non-ignitable	0		deg F
SCB7_WP-Comp-9	418.1	7/28/2006	Total Petroleum Hydrocarbons (418.1)	3170	25		mg/kg
SCB7_WP-Comp-9	6010B	7/28/2006	Chromium	450	0.71		mg/kg
SCB7_WP-Comp-9	6010B	7/28/2006	Silver		0.007	U	mg/l
SCB7_WP-Comp-9	6010B	7/28/2006	Arsenic		0.016	U	mg/l
SCB7_WP-Comp-9	6010B	7/28/2006	Barium	0.55	0.0085	B	mg/l
SCB7_WP-Comp-9	6010B	7/28/2006	Cadmium		0.002	U	mg/l
SCB7_WP-Comp-9	6010B	7/28/2006	Lead	0.04	0.013	B	mg/l
SCB7_WP-Comp-9	6010B	7/28/2006	Selenium		0.021	U	mg/l
SCB7_WP-Comp-9	7196A	7/28/2006	Chromium VI	59.1	4.71		mg/kg
SCB7_WP-Comp-9	7470A	7/28/2006	Mercury		0.0001	U	mg/l
SCB7_WP-Comp-9	8081A	7/28/2006	gamma-BHC (Lindane)		0.0005	U	mg/l
SCB7_WP-Comp-9	8081A	7/28/2006	Chlordane		0.005	U	mg/l
SCB7_WP-Comp-9	8081A	7/28/2006	Endrin		0.0005	U	mg/l
SCB7_WP-Comp-9	8081A	7/28/2006	Heptachlor		0.0005	U	mg/l
SCB7_WP-Comp-9	8081A	7/28/2006	Heptachlor epoxide		0.0005	U	mg/l
SCB7_WP-Comp-9	8081A	7/28/2006	Methoxychlor		0.0005	U	mg/l
SCB7_WP-Comp-9	8081A	7/28/2006	Toxaphene		0.005	U	mg/l
SCB7_WP-Comp-9	8082	7/28/2006	Aroclor-1016		79	U	ug/kg
SCB7_WP-Comp-9	8082	7/28/2006	Aroclor-1221		79	U	ug/kg
SCB7_WP-Comp-9	8082	7/28/2006	Aroclor-1232		79	U	ug/kg
SCB7_WP-Comp-9	8082	7/28/2006	Aroclor-1242		79	U	ug/kg
SCB7_WP-Comp-9	8082	7/28/2006	Aroclor-1248		79	U	ug/kg
SCB7_WP-Comp-9	8082	7/28/2006	Aroclor-1254		79	U	ug/kg

SCB7/WP STOCKPILE

WASTE CHARACTERIZATION RESULT LIST

Sample ID	Method Id	Date Collected	Parameter	Result	RL	Qual	Units
SCB7_WP-Comp-9	8082	7/28/2006	Aroclor-1260		79	U	ug/kg
SCB7_WP-Comp-9	8082	7/28/2006	Aroclor-1262		79	U	ug/kg
SCB7_WP-Comp-9	8082	7/28/2006	Aroclor-1268		79	U	ug/kg
SCB7_WP-Comp-9	8151A	7/28/2006	2,4-D		0.08	U	mg/l
SCB7_WP-Comp-9	8151A	7/28/2006	2,4,5-TP (Silvex)		0.08	U	mg/l
SCB7_WP-Comp-9	8260B	7/28/2006	Vinyl Chloride		0.005	U	mg/l
SCB7_WP-Comp-9	8260B	7/28/2006	1,1-Dichloroethene		0.002	U	mg/l
SCB7_WP-Comp-9	8260B	7/28/2006	Chloroform		0.005	U	mg/l
SCB7_WP-Comp-9	8260B	7/28/2006	1,2-Dichloroethane		0.002	U	mg/l
SCB7_WP-Comp-9	8260B	7/28/2006	Methyl Ethyl Ketone		0.005	U	mg/l
SCB7_WP-Comp-9	8260B	7/28/2006	Carbon Tetrachloride		0.002	U	mg/l
SCB7_WP-Comp-9	8260B	7/28/2006	Trichloroethene		0.001	U	mg/l
SCB7_WP-Comp-9	8260B	7/28/2006	Benzene		0.001	U	mg/l
SCB7_WP-Comp-9	8260B	7/28/2006	Tetrachloroethene		0.001	U	mg/l
SCB7_WP-Comp-9	8260B	7/28/2006	Chlorobenzene		0.005	U	mg/l
SCB7_WP-Comp-9	8270C	7/28/2006	o-Cresol		0.04	U	mg/l
SCB7_WP-Comp-9	8270C	7/28/2006	m&p-Cresol		0.04	U	mg/l
SCB7_WP-Comp-9	8270C	7/28/2006	2,4,6-Trichlorophenol		0.04	U	mg/l
SCB7_WP-Comp-9	8270C	7/28/2006	2,4,5-Trichlorophenol		0.04	U	mg/l
SCB7_WP-Comp-9	8270C	7/28/2006	Pentachlorophenol		0.12	U	mg/l
SCB7_WP-Comp-9	8270C	7/28/2006	1,4-Dichlorobenzene		0.04	U	mg/l
SCB7_WP-Comp-9	8270C	7/28/2006	Hexachloroethane		0.004	U	mg/l
SCB7_WP-Comp-9	8270C	7/28/2006	Nitrobenzene		0.004	U	mg/l
SCB7_WP-Comp-9	8270C	7/28/2006	Hexachlorobutadiene		0.008	U	mg/l
SCB7_WP-Comp-9	8270C	7/28/2006	2,4-Dinitrotoluene		0.008	U	mg/l
SCB7_WP-Comp-9	8270C	7/28/2006	Hexachlorobenzene		0.004	U	mg/l
SCB7_WP-Comp-9	8270C	7/28/2006	Pyridine		0.04	U	mg/l
SCB7_WP-Comp-9	9040B	7/28/2006	Corrosivity	10.6	0		std units
SCB7_WP-Comp-9	9045C	7/28/2006	pH	10.6	0		std units
SCB7_WP-Comp-9	7.3.3	7/28/2006	Reactive Cyanide		25	U	mg/kg
SCB7_WP-Comp-9	7.3.4	7/28/2006	Reactive Sulfide		20	U	mg/kg

Table Notes:

U - The compound was not detected at the indicated Method of Detection Limit (MDL)

J - Mass spectral data indicates the presence of a compound that meets the identification criteria. The results is less than the specified quantitation limit but greater than or equal to the method of detection limit. The concentration given is an approximate value.

B - Reported value is less than the practical Quantitation Limit but greater than or equal to the Instrument Detection Limit.

Shaded area represents sample result exceeded the TCLP hazardous limit of 5mg/l for Chromium

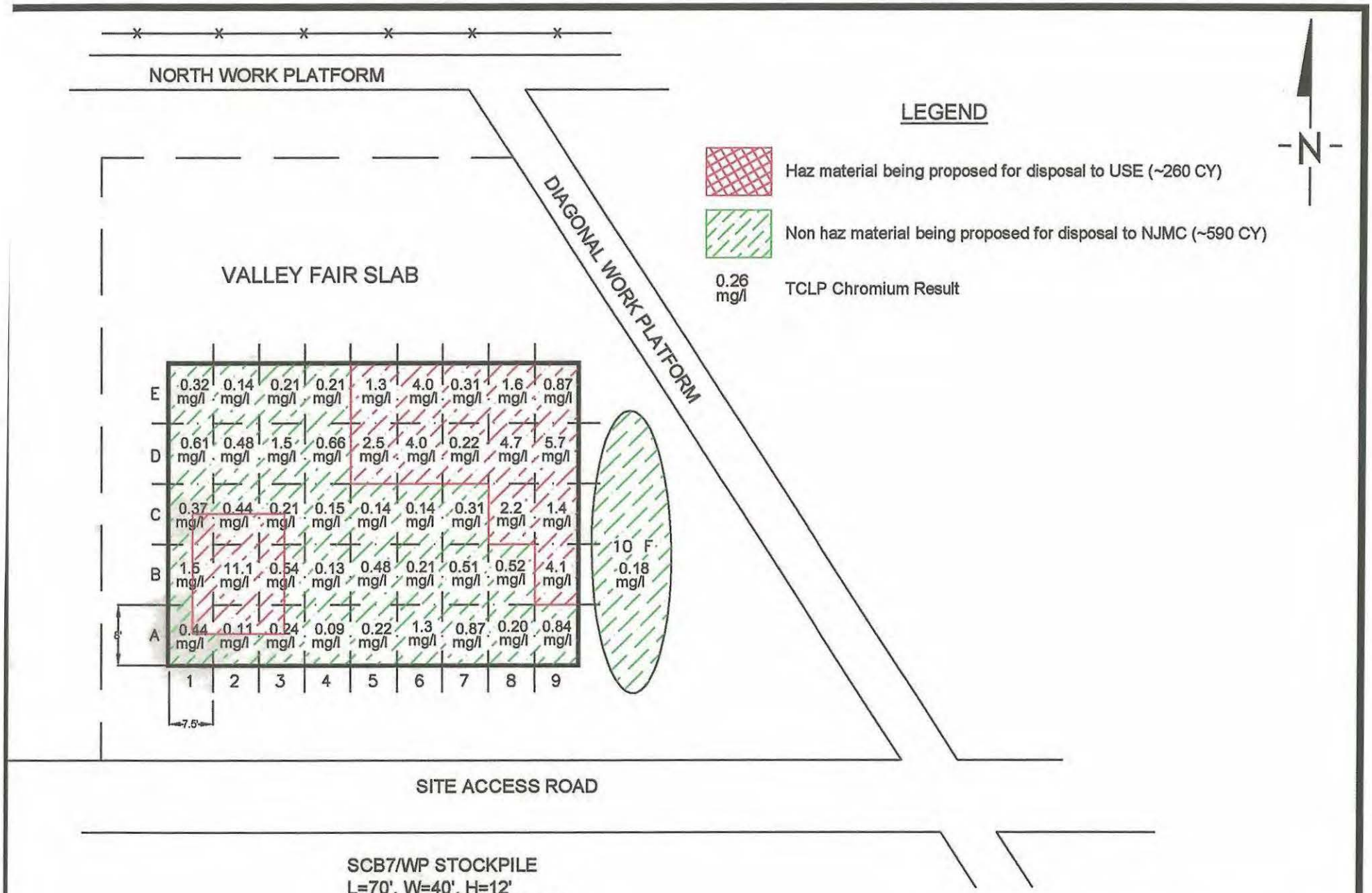

SCB7/WP STOCKPILE
L=70', W=40', H=12'
TOTAL VOLUME: 850 C Y
GRID VOLUME: ~19 CY
GRID DIM: 7.5'x8'
GRID SAMPLES: 1 DISCRETE SAMPLE AT RANDOM

TITLE: SCB7/WP STOCKPILE SAMPLING LOCATION MAP

LOCATION: SA-7

HONEYWELL
441 ROUTE 440
JERSEY CITY NJ, 07305

CHECKED:	DJC
DRAFTED:	DJC
FILE:	SCB7WP_072406
DATE:	8/10/06

FIGURE: 1

SEVERN TRENT **STL**

SUMMARY OF ANALYTICAL RESULTS: V180

Sample ID	SCB7_WP-Comp-1		SCB7_WP-Comp-2		SCB7_WP-Comp-3		SCB7_WP-Comp-4		SCB7_WP-Comp-5	
Lab Sample No.	760131		760132		760133		760134		760135	
Sampling Date	7/28/2006 0:00		7/28/2006 0:00		7/28/2006 0:00		7/28/2006 0:00		7/28/2006 0:00	
Matrix	SOLID		SOLID		SOLID		SOLID		SOLID	
Dilution Factor	1		1		1		1		1	
Units	mg/l		mg/l		mg/l		mg/l		mg/l	
TCLP VOLATILE COMPOUNDS (GC/MS)										
Vinyl Chloride	0.005	U	0.005	U	0.005	U	0.005	U	0.005	U
1,1-Dichloroethene	0.002	U	0.002	U	0.002	U	0.002	U	0.002	U
Chloroform	0.005	U	0.005	U	0.005	U	0.005	U	0.005	U
1,2-Dichloroethane	0.002	U	0.002	U	0.002	U	0.002	U	0.002	U
Methyl Ethyl Ketone	0.005	U	0.005	U	0.005	U	0.005	U	0.005	U
Carbon Tetrachloride	0.002	U	0.002	U	0.002	U	0.002	U	0.002	U
Trichloroethene	0.001	U	0.001	U	0.001	U	0.001	U	0.001	U
Benzene	0.001	U	0.001	U	0.001	U	0.001	U	0.001	U
Tetrachloroethene	0.001	U	0.001	U	0.001	U	0.001	U	0.001	U
Chlorobenzene	0.005	U	0.005	U	0.005	U	0.005	U	0.005	U

NR - Not analyzed.

U - The compound was not detected at the indicated concentration.

J - Data indicates the presence of a compound that meets the identification criteria. The result is less than the quantitation limit but greater than zero. The concentration given is an approximate value.

B - The analyte was found in the laboratory blank as well as the sample. This indicates possible laboratory contamination of the sample.

Michael J Urban
Laboratory Director

FOR MICHAEL URBAN

SEVERN TRENT STL

SUMMARY OF ANALYTICAL RESULTS: V18(

Sample ID	SCB7_WP-Comp-6		SCB7_WP-Comp-7		SCB7_WP-Comp-8		SCB7_WP-Comp-9	
Lab Sample No.	760136		760137		760138		760139	
Sampling Date	7/28/2006 0:00		7/28/2006 0:00		7/28/2006 0:00		7/28/2006 0:00	
Matrix	SOLID		SOLID		SOLID		SOLID	
Dilution Factor	1		1		1		1	
Units	mg/l		mg/l		mg/l		mg/l	
TCLP VOLATILE COMPOUNDS (GC/MS)								
Vinyl Chloride	0.005	U	0.005	U	0.005	U	0.005	U
1,1-Dichloroethene	0.002	U	0.002	U	0.002	U	0.002	U
Chloroform	0.005	U	0.005	U	0.005	U	0.005	U
1,2-Dichloroethane	0.002	U	0.002	U	0.002	U	0.002	U
Methyl Ethyl Ketone	0.005	U	0.005	U	0.005	U	0.005	U
Carbon Tetrachloride	0.002	U	0.002	U	0.002	U	0.002	U
Trichloroethene	0.001	U	0.001	U	0.001	U	0.001	U
Benzene	0.001	U	0.001	U	0.001	U	0.001	U
Tetrachloroethene	0.001	U	0.001	U	0.001	U	0.001	U
Chlorobenzene	0.005	U	0.005	U	0.005	U	0.005	U

NR - Not analyzed.
U - The compound was not detected at the indi
J - Data indicates the presence of a compound
The concentration given is an approximate v
B - The analyte was found in the laboratory bla

Generated on 8/22/2006 9:33:51 AM

SEVERN TRENT STL

SUMMARY OF ANALYTICAL RESULTS: V180

Sample ID	SCB7_WP-Comp-1		SCB7_WP-Comp-2		SCB7_WP-Comp-3		SCB7_WP-Comp-4		SCB7_WP-Comp-5	
Lab Sample No.	760131		760132		760133		760134		760135	
Sampling Date	7/28/2006 0:00		7/28/2006 0:00		7/28/2006 0:00		7/28/2006 0:00		7/28/2006 0:00	
Matrix	SOLID		SOLID		SOLID		SOLID		SOLID	
Dilution Factor	1		1		1		1		1	
Units	mg/l		mg/l		mg/l		mg/l		mg/l	
TCLP SEMIVOLATILE COMPOUNDS (GC/MS)										
o-Cresol	0.04	U	0.04	U	0.04	U	0.04	U	0.04	U
m&p-Cresol	0.04	U	0.04	U	0.04	U	0.04	U	0.04	U
2,4,6-Trichlorophenol	0.04	U	0.04	U	0.04	U	0.04	U	0.04	U
2,4,5-Trichlorophenol	0.04	U	0.04	U	0.04	U	0.04	U	0.04	U
Pentachlorophenol	0.12	U	0.12	U	0.12	U	0.12	U	0.12	U
1,4-Dichlorobenzene	0.04	U	0.04	U	0.04	U	0.04	U	0.04	U
Hexachloroethane	0.004	U	0.004	U	0.004	U	0.004	U	0.004	U
Nitrobenzene	0.004	U	0.004	U	0.004	U	0.004	U	0.004	U
Hexachlorobutadiene	0.008	U	0.008	U	0.008	U	0.008	U	0.008	U
2,4-Dinitrotoluene	0.008	U	0.008	U	0.008	U	0.008	U	0.008	U
Hexachlorobenzene	0.004	U	0.004	U	0.004	U	0.004	U	0.004	U
Pyridine	0.04	U	0.04	U	0.04	U	0.04	U	0.04	U

NR - Not analyzed.

U - The compound was not detected at the indicated concentration.

J - Data indicates the presence of a compound that meets the identification criteria. The result is less than the quantitation limit but greater than zero. The concentration given is an approximate value.

B - The analyte was found in the laboratory blank as well as the sample. This indicates possible laboratory contamination of the sample.

Generated on 8/22/2006 9:33:52 AM

SEVERN TRENT STL

SUMMARY OF ANALYTICAL RESULTS: V18(

Sample ID	SCB7_WP-Comp-6		SCB7_WP-Comp-7		SCB7_WP-Comp-8		SCB7_WP-Comp-9	
Lab Sample No.	760136		760137		760138		760139	
Sampling Date	7/28/2006 0:00		7/28/2006 0:00		7/28/2006 0:00		7/28/2006 0:00	
Matrix	SOLID		SOLID		SOLID		SOLID	
Dilution Factor	1		1		1		1	
Units	mg/l		mg/l		mg/l		mg/l	
TCLP SEMIVOLATILE COMPOUNDS (GC/MS								
o-Cresol	0.04	U	0.04	U	0.04	U	0.04	U
m&p-Cresol	0.04	U	0.04	U	0.04	U	0.04	U
2,4,6-Trichlorophenol	0.04	U	0.04	U	0.04	U	0.04	U
2,4,5-Trichlorophenol	0.04	U	0.04	U	0.04	U	0.04	U
Pentachlorophenol	0.12	U	0.12	U	0.12	U	0.12	U
1,4-Dichlorobenzene	0.04	U	0.04	U	0.04	U	0.04	U
Hexachloroethane	0.004	U	0.004	U	0.004	U	0.004	U
Nitrobenzene	0.004	U	0.004	U	0.004	U	0.004	U
Hexachlorobutadiene	0.008	U	0.008	U	0.008	U	0.008	U
2,4-Dinitrotoluene	0.008	U	0.008	U	0.008	U	0.008	U
Hexachlorobenzene	0.004	U	0.004	U	0.004	U	0.004	U
Pyridine	0.04	U	0.04	U	0.04	U	0.04	U

NR - Not analyzed.
U - The compound was not detected at the indi
J - Data indicates the presence of a compound
The concentration given is an approximate v
B - The analyte was found in the laboratory blar

Generated on 8/22/2006 9:33:52 AM

SEVERN TRENT STL

SUMMARY OF ANALYTICAL RESULTS: V180

Sample ID	SCB7_WP-Comp-1		SCB7_WP-Comp-2		SCB7_WP-Comp-3		SCB7_WP-Comp-4		SCB7_WP-Comp-5	
Lab Sample No.	760131		760132		760133		760134		760135	
Sampling Date	7/28/2006 0:00		7/28/2006 0:00		7/28/2006 0:00		7/28/2006 0:00		7/28/2006 0:00	
Matrix	SOLID		SOLID		SOLID		SOLID		SOLID	
Dilution Factor	1		1		1		1		1	
Units	mg/l		mg/l		mg/l		mg/l		mg/l	
TCLP PESTICIDES/PCBs										
gamma-BHC (Lindane)	0.0005	U	0.0005	U	0.0005	U	0.0005	U	0.0005	U
Chlordane	0.005	U	0.005	U	0.005	U	0.005	U	0.005	U
Endrin	0.0005	U	0.0005	U	0.0005	U	0.0005	U	0.0005	U
Heptachlor	0.0005	U	0.0005	U	0.0005	U	0.0005	U	0.0005	U
Heptachlor epoxide	0.0005	U	0.0005	U	0.0005	U	0.0005	U	0.0005	U
Methoxychlor	0.0005	U	0.0005	U	0.0005	U	0.0005	U	0.0005	U
Toxaphene	0.005	U	0.005	U	0.005	U	0.005	U	0.005	U

NR - Not analyzed.

U - The compound was not detected at the indicated concentration.

J - Data indicates the presence of a compound that meets the identification criteria. The result is less than the quantitation limit but greater than zero. The concentration given is an approximate value.

B - The analyte was found in the laboratory blank as well as the sample. This indicates possible laboratory contamination of the sample.

P - For dual column analysis, the percent difference between the quantitated concentrations on the two columns is greater than 40%

* - For dual column analysis, the lowest quantitated concentration is being reported due to coeluting interference.

Generated on 8/22/2006 9:33:53 AM

SEVERN TRENT STL

SUMMARY OF ANALYTICAL RESULTS: V18(

Sample ID	SCB7_WP-Comp-6		SCB7_WP-Comp-7		SCB7_WP-Comp-8		SCB7_WP-Comp-9	
Lab Sample No.	760136		760137		760138		760139	
Sampling Date	7/28/2006 0:00		7/28/2006 0:00		7/28/2006 0:00		7/28/2006 0:00	
Matrix	SOLID		SOLID		SOLID		SOLID	
Dilution Factor	1		1		1		1	
Units	mg/l		mg/l		mg/l		mg/l	
TCLP PESTICIDES/PCBs								
gamma-BHC (Lindane)	0.0005	U	0.0005	U	0.0005	U	0.0005	U
Chlordane	0.005	U	0.005	U	0.005	U	0.005	U
Endrin	0.0005	U	0.0005	U	0.0005	U	0.0005	U
Heptachlor	0.0005	U	0.0005	U	0.0005	U	0.0005	U
Heptachlor epoxide	0.0005	U	0.0005	U	0.0005	U	0.0005	U
Methoxychlor	0.0005	U	0.0005	U	0.0005	U	0.0005	U
Toxaphene	0.005	U	0.005	U	0.005	U	0.005	U

NR - Not analyzed.
U - The compound was not detected at the indi
J - Data indicates the presence of a compound
The concentration given is an approximate v
B - The analyte was found in the laboratory blar
P - For dual column analysis, the percent differ
* - For dual column analysis, the lowest quantit

Generated on 8/22/2006 9:33:53 AM

SEVERN TRENT STL

SUMMARY OF ANALYTICAL RESULTS: V180

The Action Levels listed reflect current STL Edison knowledge of the standards and are intended as general guidance for the user. Please consult appropriate regulations and cleanup standards for your specific application.

Sample ID	NJ Residential	NJ Non-Residential	NJ Impact to	SCB7_WP-Comp-1		SCB7_WP-Comp-2		SCB7_WP-Comp-3	
Lab Sample No.	Direct Contact	Direct Contact	Ground Water	760131		760132		760133	
Sampling Date	Soil Cleanup	Soil Cleanup	Soil Cleanup	7/28/2006 0:00		7/28/2006 0:00		7/28/2006 0:00	
Matrix	Criteria	Criteria	Criteria	SOLID		SOLID		SOLID	
Dilution Factor				1		1		1	
Units	mg/kg	mg/kg	mg/kg	mg/kg		mg/kg		mg/kg	
PESTICIDES/PCBs									
Aroclor-1016	0.49	2	50	0.089	U	0.087	U	0.087	U
Aroclor-1221	0.49	2	50	0.089	U	0.087	U	0.087	U
Aroclor-1232	0.49	2	50	0.089	U	0.087	U	0.087	U
Aroclor-1242	0.49	2	50	0.089	U	0.087	U	0.087	U
Aroclor-1248	0.49	2	50	0.089	U	0.087	U	0.087	U
Aroclor-1254	0.49	2	50	0.089	U	0.087	U	0.087	U
Aroclor-1260	0.49	2	50	0.089	U	0.087	U	0.087	U
Aroclor-1262	NA	NA	NA	0.089	U	0.087	U	0.087	U
Aroclor-1268	NA	NA	NA	0.089	U	0.087	U	0.087	U

NR - Not analyzed.

U - The compound was not detected at the indicated concentration.

J - Data indicates the presence of a compound that meets the identification criteria. The result is less than the quantitation limit but greater than zero. The concentration given is an approximate value.

B - The analyte was found in the laboratory blank as well as the sample. This indicates possible laboratory contamination of the sample.

P - For dual column analysis, the percent difference between the quantitated concentrations on the two columns is greater than 40%

* - For dual column analysis, the lowest quantitated concentration is being reported due to coeluting interference.

Generated on 8/22/2006 9:33:54 AM

SEVERN TRENT STL

SUMMARY OF ANALYTICAL RESULTS: V18(

The Action Levels listed reflect current STL I
guidance for the user. Please consult appro

Sample ID	SCB7_WP-Comp-4		SCB7_WP-Comp-5		SCB7_WP-Comp-6		SCB7_WP-Comp-7		SCB7_WP-Comp-8	
Lab Sample No.	760134		760135		760136		760137		760138	
Sampling Date	7/28/2006 0:00		7/28/2006 0:00		7/28/2006 0:00		7/28/2006 0:00		7/28/2006 0:00	
Matrix	SOLID		SOLID		SOLID		SOLID		SOLID	
Dilution Factor	1		1		1		1		1	
Units	mg/kg		mg/kg		mg/kg		mg/kg		mg/kg	
PESTICIDES/PCBs										
Aroclor-1016	0.087	U	0.086	U	0.086	U	0.086	U	0.081	U
Aroclor-1221	0.087	U	0.086	U	0.086	U	0.086	U	0.081	U
Aroclor-1232	0.087	U	0.086	U	0.086	U	0.086	U	0.081	U
Aroclor-1242	0.087	U	0.086	U	0.086	U	0.086	U	0.081	U
Aroclor-1248	0.087	U	0.086	U	0.086	U	0.086	U	0.081	U
Aroclor-1254	0.087	U	0.086	U	0.086	U	0.086	U	0.081	U
Aroclor-1260	0.087	U	0.086	U	0.086	U	0.086	U	0.081	U
Aroclor-1262	0.087	U	0.086	U	0.086	U	0.086	U	0.081	U
Aroclor-1268	0.087	U	0.086	U	0.086	U	0.086	U	0.081	U

NR - Not analyzed.
U - The compound was not detected at the indi
J - Data indicates the presence of a compound
The concentration given is an approximate v
B - The analyte was found in the laboratory blar
P - For dual column analysis, the percent differ
* - For dual column analysis, the lowest quantit

Generated on 8/22/2006 9:33:54 AM

SEVERN TRENT STL

SUMMARY OF ANALYTICAL RESULTS: V18(

The Action Levels listed reflect current STL I
guidance for the user. Please consult appro|

Sample ID	SCB7_WP-Comp-9	
Lab Sample No.	760139	
Sampling Date	7/28/2006 0:00	
Matrix	SOLID	
Dilution Factor	1	
Units	mg/kg	
PESTICIDES/PCBs		
Aroclor-1016	0.079	U
Aroclor-1221	0.079	U
Aroclor-1232	0.079	U
Aroclor-1242	0.079	U
Aroclor-1248	0.079	U
Aroclor-1254	0.079	U
Aroclor-1260	0.079	U
Aroclor-1262	0.079	U
Aroclor-1268	0.079	U

NR - Not analyzed.
U - The compound was not detected at the indi
J - Data indicates the presence of a compound
The concentration given is an approximate v
B - The analyte was found in the laboratory blar
P - For dual column analysis, the percent differ
* - For dual column analysis, the lowest quantit

Generated on 8/22/2006 9:33:54 AM

SEVERN TRENT STL

SUMMARY OF ANALYTICAL RESULTS: V180

Sample ID	SCB7_WP-Comp-1		SCB7_WP-Comp-2		SCB7_WP-Comp-3		SCB7_WP-Comp-4		SCB7_WP-Comp-5	
Lab Sample No.	760131		760132		760133		760134		760135	
Sampling Date	7/28/2006 0:00		7/28/2006 0:00		7/28/2006 0:00		7/28/2006 0:00		7/28/2006 0:00	
Matrix	SOLID		SOLID		SOLID		SOLID		SOLID	
Dilution Factor	1		1		1		1		1	
Units	mg/l		mg/l		mg/l		mg/l		mg/l	
TCLP PESTICIDES/PCBs										
2,4-D	0.08	U	0.08	U	0.08	U	0.08	U	0.08	U
2,4,5-TP (Silvex)	0.08	U	0.08	U	0.08	U	0.08	U	0.08	U

NR - Not analyzed.

U - The compound was not detected at the indicated concentration.

J - Data indicates the presence of a compound that meets the identification criteria. The result is less than the quantitation limit but greater than zero. The concentration given is an approximate value.

B - The analyte was found in the laboratory blank as well as the sample. This indicates possible laboratory contamination of the sample.

P - For dual column analysis, the percent difference between the quantitated concentrations on the two columns is greater than 40%

* - For dual column analysis, the lowest quantitated concentration is being reported due to coeluting interference.

Generated on 8/22/2006 9:33:55 AM

SEVERN TRENT STL

SUMMARY OF ANALYTICAL RESULTS: V18(

Sample ID	SCB7_WP-Comp-6		SCB7_WP-Comp-7		SCB7_WP-Comp-8		SCB7_WP-Comp-9	
Lab Sample No.	760136		760137		760138		760139	
Sampling Date	7/28/2006 0:00		7/28/2006 0:00		7/28/2006 0:00		7/28/2006 0:00	
Matrix	SOLID		SOLID		SOLID		SOLID	
Dilution Factor	1		1		1		1	
Units	mg/l		mg/l		mg/l		mg/l	
TCLP PESTICIDES/PCBs								
2,4-D	0.08	U	0.08	U	0.08	U	0.08	U
2,4,5-TP (Silvex)	0.08	U	0.08	U	0.08	U	0.08	U

NR - Not analyzed.
U - The compound was not detected at the indi(
J - Data indicates the presence of a compound
The concentration given is an approximate v(
B - The analyte was found in the laboratory blar
P - For dual column analysis, the percent differ(
* - For dual column analysis, the lowest quantit(

Generated on 8/22/2006 9:33:55 AM

SEVERN TRENT STL

SUMMARY OF ANALYTICAL RESULTS: V180

The Action Levels listed reflect current STL Edison knowledge of the standards and are intended as general guidance for the user. Please consult appropriate regulations and cleanup standards for your specific application.

Sample ID	NJ Residential	NJ Non-Residential	NJ Impact to	SCB7_WP-Comp-1	SCB7_WP-Comp-2	SCB7_WP-Comp-3	SCB7_WP-Comp-4
Lab Sample No.	Direct Contact	Direct Contact	Ground Water	760131	760132	760133	760134
Sampling Date	Soil Cleanup	Soil Cleanup	Soil Cleanup	7/28/2006 0:00	7/28/2006 0:00	7/28/2006 0:00	7/28/2006 0:00
Matrix	Criteria	Criteria	Criteria	SOLID	SOLID	SOLID	SOLID
Dilution Factor							
Units	mg/kg	mg/kg	mg/kg	mg/kg	mg/kg	mg/kg	mg/kg
METALS							
Chromium	NA	NA	NA	566	444	1220	288

NR - Not analyzed.

U - The compound was not detected at the indicated concentration.

B - Reported value is less than the Reporting Limit but greater than the Instrument Detection Limit.

N - The spiked sample recovery is not within control limits.

Generated on 8/22/2006 9:33:56 AM

SEVERN TRENT STL

SUMMARY OF ANALYTICA

The Action Levels listed re
guidance for the user. Plea

Sample ID	SCB7_WP-Comp-5	SCB7_WP-Comp-6	SCB7_WP-Comp-7	SCB7_WP-Comp-8	SCB7_WP-Comp-9
Lab Sample No.	760135	760136	760137	760138	760139
Sampling Date	7/28/2006 0:00	7/28/2006 0:00	7/28/2006 0:00	7/28/2006 0:00	7/28/2006 0:00
Matrix	SOLID	SOLID	SOLID	SOLID	SOLID
Dilution Factor					
Units	mg/kg	mg/kg	mg/kg	mg/kg	mg/kg
METALS					
Chromium	556	638	406	596	450

NR - Not analyzed.
U - The compound was not d
B - Reported value is less th
N - The spiked sample recov

Generated on 8/22/2006 9:3

SEVERN TRENT STL

SUMMARY OF ANALYTICAL RESULTS: V180

Sample ID	115-WC-SCB7WP-1A	115-WC-SCB7WP-1B	115-WC-SCB7WP-1C	115-WC-SCB7WP-1D	115-WC-SCB7WP-1E	115-WC-SCB7WP-2A
Lab Sample No.	757000	757001	757002	757003	757004	757005
Sampling Date	7/28/2006 0:00	7/28/2006 0:00	7/28/2006 0:00	7/28/2006 0:00	7/28/2006 0:00	7/28/2006 0:00
Matrix	SOLID	SOLID	SOLID	SOLID	SOLID	SOLID
Dilution Factor						
Units	mg/l	mg/l	mg/l	mg/l	mg/l	mg/l
TCLP METALS						
Chromium	0.44	1.5	0.37	0.61	0.32	0.11
Arsenic						
Barium						
Cadmium						
Lead						
Mercury						
Selenium						
Silver						

NR - Not analyzed.

U - The compound was not detected at the indicated concentration.

B - Reported value is less than the Reporting Limit but greater than the Instrument Detection Limit.

N - The spiked sample recovery is not within control limits.

Generated on 8/22/2006 9:33:58 AM

SEVERN TRENT STL

SUMMARY OF ANALYTICA

REMOVED FROM STOCKPILE

Sample ID	115-WC-SCB7WP-2B	115-WC-SCB7WP-2C	115-WC-SCB7WP-2D	115-WC-SCB7WP-2E	115-WC-SCB7WP-3A	115-WC-SCB7WP-3B
Lab Sample No.	757006	757007	757008	757009	757010	757011
Sampling Date	7/28/2006 0:00	7/28/2006 0:00	7/28/2006 0:00	7/28/2006 0:00	7/28/2006 0:00	7/28/2006 0:00
Matrix	SOLID	SOLID	SOLID	SOLID	SOLID	SOLID
Dilution Factor						
Units	mg/l	mg/l	mg/l	mg/l	mg/l	mg/l
TCLP METALS						
Chromium	11.1	0.44	0.48	0.14	0.24	0.54
Arsenic						
Barium						
Cadmium						
Lead						
Mercury						
Selenium						
Silver						

NR - Not analyzed.
U - The compound was not d
B - Reported value is less th
N - The spiked sample recov

Generated on 8/22/2006 9:3

SEVERN TRENT STL

SUMMARY OF ANALYTICA

Sample ID	115-WC-SCB7WP-3C	115-WC-SCB7WP-3D	115-WC-SCB7WP-3E	115-WC-SCB7WP-4A	115-WC-SCB7WP-4B	115-WC-SCB7WP-4C
Lab Sample No.	757012	757013	757014	757015	757016	757017
Sampling Date	7/28/2006 0:00	7/28/2006 0:00	7/28/2006 0:00	7/28/2006 0:00	7/28/2006 0:00	7/28/2006 0:00
Matrix	SOLID	SOLID	SOLID	SOLID	SOLID	SOLID
Dilution Factor						
Units	mg/l	mg/l	mg/l	mg/l	mg/l	mg/l
TCLP METALS						
Chromium	0.21	1.5	0.21	0.09	0.13	0.15
Arsenic						
Barium						
Cadmium						
Lead						
Mercury						
Selenium						
Silver						

NR - Not analyzed.
U - The compound was not d
B - Reported value is less tha
N - The spiked sample recov

Generated on 8/22/2006 9:3

SEVERN TRENT STL

SUMMARY OF ANALYTICA

Sample ID	115-WC-SCB7WP-4D	115-WC-SCB7WP-4E	115-WC-SCB7WP-5A	115-WC-SCB7WP-5B	115-WC-SCB7WP-5C	115-WC-SCB7WP-5D
Lab Sample No.	757018	757019	757020	757021	757022	757023
Sampling Date	7/28/2006 0:00	7/28/2006 0:00	7/28/2006 0:00	7/28/2006 0:00	7/28/2006 0:00	7/28/2006 0:00
Matrix	SOLID	SOLID	SOLID	SOLID	SOLID	SOLID
Dilution Factor						
Units	mg/l	mg/l	mg/l	mg/l	mg/l	mg/l
TCLP METALS						
Chromium	0.66	0.21	0.22	0.48	0.14	2.5
Arsenic						
Barium						
Cadmium						
Lead						
Mercury						
Selenium						
Silver						

NR - Not analyzed.
U - The compound was not d
B - Reported value is less th
N - The spiked sample recov

Generated on 8/22/2006 9:3

STL

SUMMARY OF ANALYTICA

REMOVED FROM STOCKPILE

Sample ID	115-WC-SCB7WP-5E	115-WC-SCB7WP-6A	115-WC-SCB7WP-6B	115-WC-SCB7WP-6C	115-WC-SCB7WP-6D	115-WC-SCB7WP-6E
Lab Sample No.	757024	757025	757026	757027	757028	757029
Sampling Date	7/28/2006 0:00	7/28/2006 0:00	7/28/2006 0:00	7/28/2006 0:00	7/28/2006 0:00	7/28/2006 0:00
Matrix	SOLID	SOLID	SOLID	SOLID	SOLID	SOLID
Dilution Factor						
Units	mg/l	mg/l	mg/l	mg/l	mg/l	mg/l
TCLP METALS						
Chromium	1.3	1.3	0.21	0.14	4	4
Arsenic						
Barium						
Cadmium						
Lead						
Mercury						
Selenium						
Silver						

NR - Not analyzed.
U - The compound was not d
B - Reported value is less tha
N - The spiked sample recov

Generated on 8/22/2006 9:3

SEVERN TRENT STL

SUMMARY OF ANALYTICA

Sample ID	115-WC-SCB7WP-7A	115-WC-SCB7WP-7B	115-WC-SCB7WP-7C	115-WC-SCB7WP-7D	115-WC-SCB7WP-7E	115-WC-SCB7WP-8A
Lab Sample No.	757030	757031	757032	757033	757034	757035
Sampling Date	7/28/2006 0:00	7/28/2006 0:00	7/28/2006 0:00	7/28/2006 0:00	7/28/2006 0:00	7/28/2006 0:00
Matrix	SOLID	SOLID	SOLID	SOLID	SOLID	SOLID
Dilution Factor						
Units	mg/l	mg/l	mg/l	mg/l	mg/l	mg/l
TCLP METALS						
Chromium	0.87	0.51	0.31	0.22	0.31	0.2
Arsenic						
Barium						
Cadmium						
Lead						
Mercury						
Selenium						
Silver						

NR - Not analyzed.
U - The compound was not d
B - Reported value is less thi
N - The spiked sample recov

Generated on 8/22/2006 9:3

SEVERN TRENT STL

SUMMARY OF ANALYTICA

REMOVED FROM STOCKPILE

REMOVE FROM STOCKPILE

Sample ID	115-WC-SCB7WP-8B	115-WC-SCB7WP-8C	115-WC-SCB7WP-8D	115-WC-SCB7WP-8E	115-WC-SCB7WP-9A	115-WC-SCB7WP-9B
Lab Sample No.	757036	757037	757038	757039	757040	757041
Sampling Date	7/28/2006 0:00	7/28/2006 0:00	7/28/2006 0:00	7/28/2006 0:00	7/28/2006 0:00	7/28/2006 0:00
Matrix	SOLID	SOLID	SOLID	SOLID	SOLID	SOLID
Dilution Factor						
Units	mg/l	mg/l	mg/l	mg/l	mg/l	mg/l
TCLP METALS						
Chromium	0.52	2.2	4.7	1.6	0.84	4.1
Arsenic						
Barium						
Cadmium						
Lead						
Mercury						
Selenium						
Silver						

NR - Not analyzed.
U - The compound was not d
B - Reported value is less th
N - The spiked sample recov

Generated on 8/22/2006 9:3

SEVERN TRENT STL

SUMMARY OF ANALYTICA

REMOVED FROM STOCKPILE 1

Sample ID	115-WC-SCB7WP-9C		115-WC-SCB7WP-9D		115-WC-SCB7WP-9E		115-WC-SCB7WP10F		SCB7_WP-Comp-1		SCB7_WP-Comp-2	
Lab Sample No.	757042		757043		757044		757045		760131		760132	
Sampling Date	7/28/2006 0:00		7/28/2006 0:00		7/28/2006 0:00		7/28/2006 0:00		7/28/2006 0:00		7/28/2006 0:00	
Matrix	SOLID		SOLID		SOLID		SOLID		SOLID		SOLID	
Dilution Factor												
Units	mg/l		mg/l		mg/l		mg/l		mg/l		mg/l	
TCLP METALS												
Chromium	1.4		5.7		0.87		0.18					
Arsenic									0.016	U	0.016	U
Barium									0.15	B	0.09	B
Cadmium									0.002	U	0.002	U
Lead									0.013	U	0.013	U
Mercury									0.0001	U	0.0001	U
Selenium									0.021	U	0.021	U
Silver									0.007	U	0.007	U

NR - Not analyzed.
U - The compound was not d
B - Reported value is less tha
N - The spiked sample recov

Generated on 8/22/2006 9:3

SEVERN TRENT STL

SUMMARY OF ANALYTICA

Sample ID	SCB7_WP-Comp-3		SCB7_WP-Comp-4		SCB7_WP-Comp-5		SCB7_WP-Comp-6		SCB7_WP-Comp-7		SCB7_WP-Comp-8	
Lab Sample No.	760133		760134		760135		760136		760137		760138	
Sampling Date	7/28/2006 0:00		7/28/2006 0:00		7/28/2006 0:00		7/28/2006 0:00		7/28/2006 0:00		7/28/2006 0:00	
Matrix	SOLID		SOLID		SOLID		SOLID		SOLID		SOLID	
Dilution Factor												
Units	mg/l		mg/l		mg/l		mg/l		mg/l		mg/l	
TCLP METALS												
Chromium												
Arsenic	0.016	U	0.016	U	0.016	U	0.016	U	0.016	U	0.016	U
Barium	0.11	B	0.17	B	0.12	B	0.08	B	0.35	B	0.74	B
Cadmium	0.002	U	0.002	U	0.002	U	0.002	U	0.002	U	0.002	U
Lead	0.013	U	0.013	U	0.013	U	0.013	U	0.013	U	0.02	B
Mercury	0.0001	U	0.0001	U	0.0001	U	0.0001	U	0.0001	U	0.0001	U
Selenium	0.021	U	0.021	U	0.021	U	0.021	U	0.021	U	0.021	U
Silver	0.007	U	0.007	U	0.007	U	0.007	U	0.007	U	0.007	U

NR - Not analyzed.
U - The compound was not d
B - Reported value is less th
N - The spiked sample recov

Generated on 8/22/2006 9:3

SEVERN TRENT STL

SUMMARY OF ANALYTICA

Sample ID	SCB7_WP-Comp-9	
Lab Sample No.	760139	
Sampling Date	7/28/2006 0:00	
Matrix	SOLID	
Dilution Factor		
Units	mg/l	
TCLP METALS		
Chromium		
Arsenic	0.016	U
Barium	0.55	B
Cadmium	0.002	U
Lead	0.04	B
Mercury	0.0001	U
Selenium	0.021	U
Silver	0.007	U

NR - Not analyzed.
U - The compound was not d
B - Reported value is less th
N - The spiked sample recov

Generated on 8/22/2006 9:3

SEVERN TRENT STL

SUMMARY OF ANALYTICAL RESULTS: V180

The Action Levels listed reflect current STL Edison knowledge of the standards and are intended as general guidance for the user. Please consult appropriate regulations and cleanup standards for your specific application.

Sample ID	NJ Residential	NJ Non-Residential	NJ Impact to	SCB7_WP-Comp-1		SCB7_WP-Comp-2		SCB7_WP-Comp-3	
Lab Sample No.	Direct Contact	Direct Contact	Ground Water	760131		760132		760133	
Sampling Date	Soil Cleanup	Soil Cleanup	Soil Cleanup	7/28/2006 0:00		7/28/2006 0:00		7/28/2006 0:00	
Matrix	Criteria	Criteria	Criteria	SOLID		SOLID		SOLID	
Dilution Factor									
Units									
WET CHEMISTRY									
Corrosivity (std units)	NA	NA	NA	11.53		11.36		11.43	
Ignitability (deg F)	NA	NA	NA	Non-ignitable		Non-ignitable		Non-ignitable	
Reactive Cyanide (mg/kg)	NA	NA	NA	25	U	25	U	25	U
Reactive Sulfide (mg/kg)	NA	NA	NA	20	U	20	U	20	U
Total Petroleum Hydrocarbons (418.1) (mg/kg)	NA	NA	NA	2910		1780		1740	
pH (std units)	NA	NA	NA	11.53		11.36		11.43	
Chromium VI (mg/kg)	NA	NA	NA	23.3		7.8		15.2	

NR - Not analyzed.

U - The compound was not detected at the indicated concentration.

Generated on 8/24/2006 10:09:12 AM

SEVERN TRENT STL

SUMMARY OF ANALYTICAL RESULTS: V18(

The Action Levels listed reflect current STL I
guidance for the user. Please consult appro

Sample ID	SCB7_WP-Comp-4		SCB7_WP-Comp-5		SCB7_WP-Comp-6		SCB7_WP-Comp-7		SCB7_WP-Comp-8	
Lab Sample No.	760134		760135		760136		760137		760138	
Sampling Date	7/28/2006 0:00		7/28/2006 0:00		7/28/2006 0:00		7/28/2006 0:00		7/28/2006 0:00	
Matrix	SOLID		SOLID		SOLID		SOLID		SOLID	
Dilution Factor										
Units										
WET CHEMISTRY										
Corrosivity (std units)	11.45		11.32		11.34		11.08		11.1	
Ignitability (deg F)	Non-ignitable		Non-ignitable		Non-ignitable		Non-ignitable		Non-ignitable	
Reactive Cyanide (mg/kg)	25	U	25	U	25	U	25	U	25	U
Reactive Sulfide (mg/kg)	20	U	20	U	20	U	20	U	20	U
Total Petroleum Hydrocarbons (418.1) (mg/kg)	1860		1730		2290		2610		3470	
pH (std units)	11.45		11.32		11.34		11.08		11.1	
Chromium VI (mg/kg)	11		14.7		14.6		16.4		36.8	

NR - Not analyzed.
U - The compound was not detected at the indi(

Generated on 8/24/2006 10:09:12 AM

SUMMARY OF ANALYTICAL RESULTS: V18(

The Action Levels listed reflect current STL I
guidance for the user. Please consult appro

Sample ID	SCB7_WP-Comp-9	
Lab Sample No.	760139	
Sampling Date	7/28/2006 0:00	
Matrix	SOLID	
Dilution Factor		
Units		
WET CHEMISTRY		
Corrosivity (std units)	10.6	
Ignitability (deg F)	Non-ignitable	
Reactive Cyanide (mg/kg)	25	U
Reactive Sulfide (mg/kg)	20	U
Total Petroleum Hydrocarbons (418.1) (mg/kg)	3170	
pH (std units)	10.6	
Chromium VI (mg/kg)	59.1	

NR - Not analyzed.
U - The compound was not detected at the indi

Generated on 8/24/2006 10:09:12 AM

WASTE MANAGEMENT

(WP-9)

GENERATOR'S WASTE PROFILE SHEET

PLEASE PRINT IN INK OR TYPE

Service Agreeement on File? ☐ Yes ☐ No Profile Number: WMI [ ]

Renewal Date: _____

A. Waste Generator Information

1. Generator Name: HONEYWELL INTERNATIONAL
2. SIC Code: N/A
3. Facility Street Address: 441- ROUTE 440
4. Phone: 973-455-2175
5. Facility City: JERSEY CITY
6. State/Province: NEW JERSEY
7. Zip/Postal Code: 07305
8. Generator USEPA/Federal ID #: NJD986581437
9. County: HUDSON
10. State/Province ID #: NEW JERSEY
11. Customer Name: HONEYWELL INTERNATIONAL
12. Customer Phone: 973-455-2175
13. Customer Contact: WILLIAM J. HAGUE
14. Customer Fax: 973-455-2315

B. Waste Stream Information

1. Name of Waste: ID-27 NON HAZARDOUS SOIL
2. State Waste Code: N/A
3. Process Generating Waste: IMPORTED FILL MATERIAL THAT WAS UTILIZED FOR A WORK PLAT FORM FOR HEANEY CONSTRUCTION EQUIPMENT. WHICH WAS REMOVED AND STOCKPILED.
4. Estimated Annual Volume: 2,600 ☐ Tons ☒ Yards ☐ Other (specify) _____
5. Personal Protective Equipment Requirements GLOVES, DUST MASK.
6. Transporter/Transfer Station HORWITH TRUCKING.
7. Is this a US Department of Transportation (USDOT) Hazardous Material? (If no, skip 8, 9 & 10) ☐ Yes ☒ No
8. Reportable Quantity (lbs.;kgs.): —
9. Hazardous Class/ID #: —
10. USDOT Shipping Name: —

☒ Check if additional information is attached. Indicate the number of attached pages: ____

C. Generator's Certification (Please check appropriate responses, sign, and date below.)

1.	Is the waste represented by this waste profile sheet a "Hazardous Waste," as defined by USEPA, Canadian, Mexican and/or state/province regulation, in the location where generated or ultimately managed?	☐ Yes	☒ No
2.	Does the waste represented by this waste profile sheet contain regulated radioactive material or regulated concentrations of Polychlorinated Biphenyls (PCBs)?	☐ Yes	☒ No
3.	Does this waste profile sheet and all attachments contain true and accurate descriptions of the waste material?	☒ Yes	☐ No
4.	Has all relevant information within the possession of the Generator regarding known or suspected hazards pertaining to the waste been disclosed to the Contractor?	☒ Yes	☐ No
5.	Is the analytical data attached hereto derived from testing a representative sample in accordance with 40 CFR 261.20 (c) or equivalent rules?	☐ N/A ☒ Yes	☐ No
6.	Will all changes that occur in the character of the waste be identified by the Generator and disclosed to the Contractor prior to providing the waste to the Contractor?	☒ Yes	☐ No

Certification Signature & Date [signature] 8/16/06 Title: CONSTRUCTION DIRECTOR

Name (Type or Print): WILLIAM J. HAGUE. Customer Name: HONEYWELL INTERNATIONAL

D. WMI Management's Decision

1. Management Method: ☐ Landfill ☐ Solidify ☐ Bioremediation ☐ Other (specify) _____
2. Proposed Ultimate Management Facility: _____ 3. Hours of Acceptence: _____ ☐ N/A
4. Supplemental Information: _____
5. Precautions, Special Handling Procedures, or Limitations on Approval: _____

Special Waste Decision: ☐ Approved ☐ Disapproved

Salesperson's Signature: _____ Date: _____

Division Approval Signature (Optional): _____ Date: _____

Special Waste Approvals Person Signature _____ Date: _____

60 Kellogg Street,
Jersey City NJ07305
Phone: 201-395-0573
Fax: 201-395-0578

Construction Management Team
Study Area 7

AUGUST 18, 2006

WM FILE

NJMC
1 DE KORTE PARK PLAZA
LYNDHURST, NJ 07071
ATTENTION: MR. CHRIS DOUR

SUBJECT: 2,600 CY OF NON HAZARDOUS SOIL LOCATED AT HONEYWELL (SA-7) FACILITY, 441 ROUTE 440, JERSEY CITY, NJ.

DEAR MR. DOUR,

Enclosed are the following items that are required as part of the NJMC approval process for direct landfill to 1-E landfill. This submittal is for another stockpile that is designated as WP-9 and located at the above reference site. This material was generated from the removal of a work platform that was constructed of imported backfill, which was utilized for heavy construction equipment stability during site construction activities.

- Waste Management Profile
- Copy of the certified analytical report prepared by STL.
- Spreadsheet of all data results
- Sampling Plan
- Sampling Diagram (Figure 1)
- Generators Indemnification and ID-27 Certification letter

If you should have any question or comments, please do not hesitate to contact me at 201-395-0573 or 609-915-7388.

SINCERELY

DINO CICCONE
SA-7 WASTE MANAGER

CC:

WILLIAM HAGUE (HONEYWELL)
HELEN FAHEY (HONEYWELL)
SA-7 SITE FILE NO: 31.1

Honeywell
P.O. Box 1057
Morristown, NJ 07962-1057

INDEMNIFICATION
(WP-9)

Date: **August 16, 2006**

Honeywell International warrants that each load delivered to the NJMC 1-E Landfill include only **ID-27 Non Hazardous Soil**. Information on all these wastes has been provided to the NJMC and these wastes are non-hazardous as defined by the New Jersey Department of Environmental Protection under NJAC 7:26-2.13(g)(1)vii. These wastes are generated at **Honeywell International, 441 Route 440 Jersey City New Jersey 07305.**

Honeywell International further agrees to indemnify the New Jersey Meadowlands Commission and the 1-E Landfill operator against any and all claims, losses, or damages caused in whole or in part by breach of this warranty. **Honeywell International** understands that should the Commission or the landfill operator's personnel deem any or all of this material unacceptable at any time it will be rejected.

CERTIFICATION SIGNATURE: _____ TITLE: **Construction Director**

NAME (PRINT): **William J. Hague** COMPANY NAME: **Honeywell International**

WASTE CLASSIFICATION PROTOCOL

STAGED WORK PLATFORM MATERIAL
WP-9
LOCATED AT THE
SA-7 FACILITY
441 ROUTE 440
JERSEY CITY, NEW JERSEY

PREPARED BY:

SA-7 Construction Management Team
60 KELLOGG STREET
JERSEY CITY, NJ 07307
DINO CICCONE

DATE: July 25, 2006
File No: Sampling and Analysis 31.3

1.0 PURPOSE

The purpose of this document is to establish a protocol to characterize the estimated 2,600 Cubic yards of stockpiled *Work Platform* material designated as WP-9, located at the SA-7 facility in Jersey City, New Jersey. This material was generated from the removal of a work platform that was constructed of imported backfill, which was utilized for heavy construction equipment stability during site construction activities. The WP-9 stockpile is staged in the South central SCB staging area. This sampling protocol is to determine if the Work Platform material is acceptable for direct landfill to NJMC or as beneficial reuse to Clean Earth. The soil must be analyzed for New Jersey Department of Environmental Protection (DEP) ID27 parameters. This includes Toxicity Characteristic Leaching Procedure (TCLP) tests for metals and full organics, RCRA characteristics (ignitability, corrosivity, and reactivity), PCB's, and Total Petroleum Hydrocarbon's (TPH), as well as Herbicides/Pesticides. Additionally total chromium and hexavalent chromium will be performed on the samples.

The results will be compared to RCRA hazardous limit outlined in N.J.A.C 7:26-8.12 Table 1.This sampling protocol will be used by Honeywell to classify the Work Platform material as hazardous or non-hazardous.

2.0 SAMPLE COLLECTION

The key to characterizing the Work Platform material is to determine the appropriate number of representative samples to be collected. The stockpile should be field measure and a volume should be calculated. The New Jersey Department of Environmental Protection (NJDEP) has established a protocol for obtaining representative samples in support of obtaining a letter of classification. Appendix 1 of the NJDEP August 2001 "Waste Classification Request Form and Instructions" manual was used as a reference to develop this protocol. It should be noted that the NJDEP manual is based on Chapter 7 of EPA's guidance document 230/02-89-042, "Methods for Evaluating the Attainment of Cleanup Standards, Volume 1: Soils and Solid Media". Therefore, the NJDEP manual provides an appropriate reference in the development of this sampling protocol. The following definitions have been established for this document:

"Grid": *a unit of waste designated for sampling, the boundary of which extends to three dimensions.*

"Grid Composite": *a sample obtained by compositing the required number of samples from a grid on an equal weight basis.*

"Area Composite": *a sample obtained by compositing two or more "grid composites", on an equal weight basis at the laboratory, resulting in a sample representing multiple grids.*

1. Divide the stockpiled into 45 equal grids (approximately 57.7 cubic yards per grid).
2. Collect a "grid composite" of 3 discrete samples at random within each of the 45 grids[1].
3. Submit all 45 samples to Seven Trent Laboratory (See **Section 3.0**).

The NJDEP allows the compositing of up to five adjacent homogeneous "grid composite" samples by the laboratory to create an "area composite". The compositing of the "grid composite" into the "area composite" will only be completed after the initial request of TCLP chrome analysis are completed on all 45 "grid composites". Due to the additional level of uncertainty and to have the ability to segregate grids (if necessary) within an effective period of time, "area composites" are not recommended until after the TCLP chrome results are received , for the purposes of this document.

3.0 SAMPLE ANALYSIS, PRESERVATION AND HANDLING

Sample collection, preservation and handling must be performed in accordance with the latest edition of "New Jersey Department of Environmental Protection, Field Procedure Manual (August 2005).

All 45 "grid composite" samples will be analyzed for TCLP Chrome. Once the results are received and reviewed then "area composites" will be created at the laboratory for the following additional parameters.

- TCLP metals and Full Organics
- RCRA Characteristics (Ignitability, Corrosivity and Reactivity)
- PCB's, Herbicides and Pesticides

- Total Petroleum Hydrocarbon's

4.0 SHIPPING AND HANDLING

The 45 samples will be shipped from the SA-7 facility in Jersey City, New Jersey to the STL in Edison, New Jersey via STL carrier. All samples are to maintain a 4 degree Celsius temperature during collection and transportation.

5.0 DECONTAMINATION PROCEDURES

All sampling equipment will be decontaminated after each sample collection. The sampling equipment will be decontaminated using the following procedures:

- Scrub in non-phosphate soap solution
- Deionized (DI) water rinse
- 10% Nitric Acid rinse (for inorganics)
- City water rinse
- DI rinse

---

1 All discrete samples within a grid composite will be homogenized prior to being sent out to the laboratory.

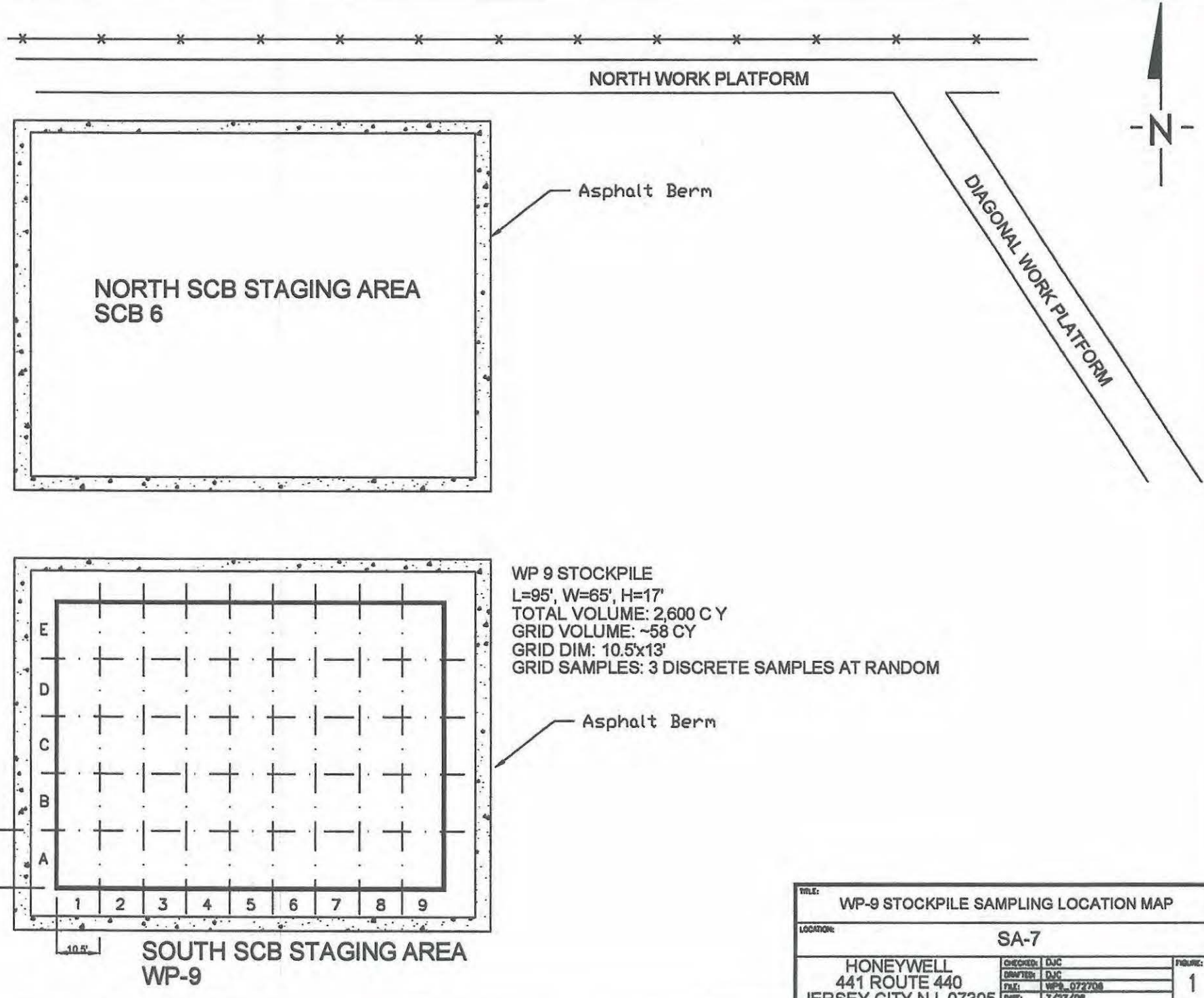

TITLE:	WP-9 STOCKPILE SAMPLING LOCATION MAP
LOCATION:	SA-7
HONEYWELL 441 ROUTE 440 JERSEY CITY NJ, 07305	CHECKED: DJC DRAFTED: DJC FILE: WP9_072708 DATE: 7/27/08
FIGURE:	1

WP-9 STOCKPILE

TCLP Chromium Result List

Sample ID	Method Id	Date Collected	Result	RL	Qual	Units
115-WC-WP9-1A	6010B	7/27/2006	0.22	0.015		mg/l
115-WC-WP9-1B	6010B	7/27/2006	0.4	0.015		mg/l
115-WC-WP9-1C	6010B	7/27/2006	0.51	0.015		mg/l
115-WC-WP9-1D	6010B	7/27/2006	0.1	0.015		mg/l
115-WC-WP9-1E	6010B	7/27/2006	0.09	0.015		mg/l
115-WC-WP9-2A	6010B	7/27/2006	0.08	0.015		mg/l
115-WC-WP9-2B	6010B	7/27/2006	0.03	0.015	B	mg/l
115-WC-WP9-2C	6010B	7/27/2006	0.76	0.015		mg/l
115-WC-WP9-2D	6010B	7/27/2006	0.42	0.015		mg/l
115-WC-WP9-2E	6010B	7/27/2006	0.59	0.015		mg/l
115-WC-WP9-3A	6010B	7/27/2006	0.34	0.015		mg/l
115-WC-WP9-3B	6010B	7/27/2006	0.08	0.015		mg/l
115-WC-WP9-3C	6010B	7/27/2006	0.29	0.015		mg/l
115-WC-WP9-3D	6010B	7/27/2006	0.31	0.015		mg/l
115-WC-WP9-3E	6010B	7/27/2006	0.14	0.015		mg/l
115-WC-WP9-4A	6010B	7/27/2006	0.24	0.015		mg/l
115-WC-WP9-4B	6010B	7/27/2006	0.25	0.015		mg/l
115-WC-WP9-4C	6010B	7/27/2006	0.62	0.015		mg/l
115-WC-WP9-4D	6010B	7/27/2006	0.44	0.015		mg/l
115-WC-WP9-4E	6010B	7/27/2006	1.7	0.015		mg/l
115-WC-WP9-5A	6010B	7/27/2006	0.07	0.015		mg/l
115-WC-WP9-5B	6010B	7/27/2006	0.36	0.015		mg/l
115-WC-WP9-5C	6010B	7/27/2006	0.34	0.015		mg/l
115-WC-WP9-5D	6010B	7/27/2006	0.18	0.015		mg/l
115-WC-WP9-5E	6010B	7/27/2006	0.79	0.015		mg/l
115-WC-WP9-6A	6010B	7/27/2006	0.37	0.015		mg/l
115-WC-WP9-6B	6010B	7/27/2006	1.3	0.015		mg/l
115-WC-WP9-6C	6010B	7/27/2006	0.18	0.015		mg/l
115-WC-WP9-6D	6010B	7/27/2006	0.15	0.015		mg/l
115-WC-WP9-6E	6010B	7/27/2006	0.72	0.015		mg/l
115-WC-WP9-7A	6010B	7/27/2006	0.58	0.015		mg/l
115-WC-WP9-7B	6010B	7/27/2006	0.78	0.015		mg/l
115-WC-WP9-7C	6010B	7/27/2006	0.07	0.015		mg/l
115-WC-WP9-7D	6010B	7/27/2006	0.4	0.015		mg/l
115-WC-WP9-7E	6010B	7/27/2006	0.87	0.015		mg/l
115-WC-WP9-8A	6010B	7/27/2006	0.67	0.015		mg/l
115-WC-WP9-8B	6010B	7/27/2006	2.2	0.015		mg/l
115-WC-WP9-8C	6010B	7/27/2006	0.59	0.015		mg/l
115-WC-WP9-8D	6010B	7/27/2006	0.87	0.015		mg/l
115-WC-WP9-8E	6010B	7/27/2006	0.81	0.015		mg/l
115-WC-WP9-9A	6010B	7/27/2006	0.56	0.015		mg/l
115-WC-WP9-9B	6010B	7/27/2006	0.5	0.015		mg/l
115-WC-WP9-9C	6010B	7/27/2006	0.91	0.015		mg/l
115-WC-WP9-9D	6010B	7/27/2006	0.83	0.015		mg/l
115-WC-WP9-9E	6010B	7/27/2006	0.73	0.015		mg/l

WP-9 STOCKPILE

WASTE CHARACTERIZATION RESULT LIST

Sample ID	Method Id	Date Collected	Parameter	Result	RL	Qual	Units
SAMPLE ID: WP9-COMP1							
115-WC-WP9-Comp1	1030	7/27/2006	Ignitability	0	0		deg F
115-WC-WP9-Comp1	418.1	7/27/2006	Total Petroleum Hydrocarbons (418.1)	2960	25		mg/kg
115-WC-WP9-Comp1	6010B	7/27/2006	Chromium	793	0.73		mg/kg
115-WC-WP9-Comp1	6010B	7/27/2006	Silver		0.013	U	mg/l
115-WC-WP9-Comp1	6010B	7/27/2006	Arsenic		0.024	U	mg/l
115-WC-WP9-Comp1	6010B	7/27/2006	Barium	0.09	0.0075	B	mg/l
115-WC-WP9-Comp1	6010B	7/27/2006	Cadmium		0.003	U	mg/l
115-WC-WP9-Comp1	6010B	7/27/2006	Lead		0.013	U	mg/l
115-WC-WP9-Comp1	6010B	7/27/2006	Selenium		0.025	U	mg/l
115-WC-WP9-Comp1	7196A	7/27/2006	Chromium VI	25.3	2.44		mg/kg
115-WC-WP9-Comp1	7470A	7/27/2006	Mercury		0.0001	U	mg/l
115-WC-WP9-Comp1	8081A	7/27/2006	gamma-BHC (Lindane)		0.0005	U	mg/l
115-WC-WP9-Comp1	8081A	7/27/2006	Chlordane		0.005	U	mg/l
115-WC-WP9-Comp1	8081A	7/27/2006	Endrin		0.0005	U	mg/l
115-WC-WP9-Comp1	8081A	7/27/2006	Heptachlor		0.0005	U	mg/l
115-WC-WP9-Comp1	8081A	7/27/2006	Heptachlor epoxide		0.0005	U	mg/l
115-WC-WP9-Comp1	8081A	7/27/2006	Methoxychlor		0.0005	U	mg/l
115-WC-WP9-Comp1	8081A	7/27/2006	Toxaphene		0.005	U	mg/l
115-WC-WP9-Comp1	8082	7/27/2006	Aroclor-1016		82	U	ug/kg
115-WC-WP9-Comp1	8082	7/27/2006	Aroclor-1221		82	U	ug/kg
115-WC-WP9-Comp1	8082	7/27/2006	Aroclor-1232		82	U	ug/kg
115-WC-WP9-Comp1	8082	7/27/2006	Aroclor-1242		82	U	ug/kg
115-WC-WP9-Comp1	8082	7/27/2006	Aroclor-1248		82	U	ug/kg
115-WC-WP9-Comp1	8082	7/27/2006	Aroclor-1254	280	82		ug/kg
115-WC-WP9-Comp1	8082	7/27/2006	Aroclor-1260	200	82		ug/kg
115-WC-WP9-Comp1	8082	7/27/2006	Aroclor-1262		82	U	ug/kg
115-WC-WP9-Comp1	8082	7/27/2006	Aroclor-1268		82	U	ug/kg
115-WC-WP9-Comp1	8151A	7/27/2006	2,4-D		0.08	U	mg/l
115-WC-WP9-Comp1	8151A	7/27/2006	2,4,5-TP (Silvex)		0.08	U	mg/l
115-WC-WP9-Comp1	8260B	7/27/2006	Vinyl Chloride		0.005	U	mg/l
115-WC-WP9-Comp1	8260B	7/27/2006	1,1-Dichloroethene		0.002	U	mg/l
115-WC-WP9-Comp1	8260B	7/27/2006	Chloroform		0.005	U	mg/l
115-WC-WP9-Comp1	8260B	7/27/2006	1,2-Dichloroethane		0.002	U	mg/l
115-WC-WP9-Comp1	8260B	7/27/2006	Methyl Ethyl Ketone		0.005	U	mg/l
115-WC-WP9-Comp1	8260B	7/27/2006	Carbon Tetrachloride		0.002	U	mg/l
115-WC-WP9-Comp1	8260B	7/27/2006	Trichloroethene		0.001	U	mg/l
115-WC-WP9-Comp1	8260B	7/27/2006	Benzene		0.001	U	mg/l
115-WC-WP9-Comp1	8260B	7/27/2006	Tetrachloroethene		0.001	U	mg/l
115-WC-WP9-Comp1	8260B	7/27/2006	Chlorobenzene		0.005	U	mg/l
115-WC-WP9-Comp1	9040B	7/27/2006	Corrosivity	10.79	0		std units
115-WC-WP9-Comp1	VOL1C 7.3.3	7/27/2006	Reactive Cyanide		25	U	mg/kg
115-WC-WP9-Comp1	VOL1C 7.3.4	7/27/2006	Reactive Sulfide		20	U	mg/kg
SAMPLE ID: WP9-COMP2							
115-WC-WP9-Comp2	1030	7/27/2006	Ignitability	0	0		deg F
115-WC-WP9-Comp2	418.1	7/27/2006	Total Petroleum Hydrocarbons (418.1)	2170	25		mg/kg
115-WC-WP9-Comp2	6010B	7/27/2006	Chromium	494	0.72		mg/kg
115-WC-WP9-Comp2	6010B	7/27/2006	Silver		0.013	U	mg/l
115-WC-WP9-Comp2	6010B	7/27/2006	Arsenic		0.024	U	mg/l
115-WC-WP9-Comp2	6010B	7/27/2006	Barium		0.0075	U	mg/l
115-WC-WP9-Comp2	6010B	7/27/2006	Cadmium		0.003	U	mg/l
115-WC-WP9-Comp2	6010B	7/27/2006	Lead		0.013	U	mg/l
115-WC-WP9-Comp2	6010B	7/27/2006	Selenium		0.025	U	mg/l
115-WC-WP9-Comp2	7196A	7/27/2006	Chromium VI	24.1	2.38		mg/kg
115-WC-WP9-Comp2	7470A	7/27/2006	Mercury		0.0001	U	mg/l
115-WC-WP9-Comp2	8081A	7/27/2006	gamma-BHC (Lindane)		0.0005	U	mg/l
115-WC-WP9-Comp2	8081A	7/27/2006	Chlordane		0.005	U	mg/l
115-WC-WP9-Comp2	8081A	7/27/2006	Endrin		0.0005	U	mg/l
115-WC-WP9-Comp2	8081A	7/27/2006	Heptachlor		0.0005	U	mg/l
115-WC-WP9-Comp2	8081A	7/27/2006	Heptachlor epoxide		0.0005	U	mg/l
115-WC-WP9-Comp2	8081A	7/27/2006	Methoxychlor		0.0005	U	mg/l

WP-9 STOCKPILE

WASTE CHARACTERIZATION RESULT LIST

Sample ID	Method Id	Date Collected	Parameter	Result	RL	Qual	Units
115-WC-WP9-Comp2	8081A	7/27/2006	Toxaphene		0.005	U	mg/l
115-WC-WP9-Comp2	8082	7/27/2006	Aroclor-1016		80	U	ug/kg
115-WC-WP9-Comp2	8082	7/27/2006	Aroclor-1221		80	U	ug/kg
115-WC-WP9-Comp2	8082	7/27/2006	Aroclor-1232		80	U	ug/kg
115-WC-WP9-Comp2	8082	7/27/2006	Aroclor-1242		80	U	ug/kg
115-WC-WP9-Comp2	8082	7/27/2006	Aroclor-1248		80	U	ug/kg
115-WC-WP9-Comp2	8082	7/27/2006	Aroclor-1254		80	U	ug/kg
115-WC-WP9-Comp2	8082	7/27/2006	Aroclor-1260		80	U	ug/kg
115-WC-WP9-Comp2	8082	7/27/2006	Aroclor-1262		80	U	ug/kg
115-WC-WP9-Comp2	8082	7/27/2006	Aroclor-1268		80	U	ug/kg
115-WC-WP9-Comp2	8151A	7/27/2006	2,4-D		0.08	U	mg/l
115-WC-WP9-Comp2	8151A	7/27/2006	2,4,5-TP (Silvex)		0.08	U	mg/l
115-WC-WP9-Comp2	8260B	7/27/2006	Vinyl Chloride		0.005	U	mg/l
115-WC-WP9-Comp2	8260B	7/27/2006	1,1-Dichloroethene		0.002	U	mg/l
115-WC-WP9-Comp2	8260B	7/27/2006	Chloroform		0.005	U	mg/l
115-WC-WP9-Comp2	8260B	7/27/2006	1,2-Dichloroethane		0.002	U	mg/l
115-WC-WP9-Comp2	8260B	7/27/2006	Methyl Ethyl Ketone		0.005	U	mg/l
115-WC-WP9-Comp2	8260B	7/27/2006	Carbon Tetrachloride		0.002	U	mg/l
115-WC-WP9-Comp2	8260B	7/27/2006	Trichloroethene		0.001	U	mg/l
115-WC-WP9-Comp2	8260B	7/27/2006	Benzene		0.001	U	mg/l
115-WC-WP9-Comp2	8260B	7/27/2006	Tetrachloroethene		0.001	U	mg/l
115-WC-WP9-Comp2	8260B	7/27/2006	Chlorobenzene		0.005	U	mg/l
115-WC-WP9-Comp2	9040B	7/27/2006	Corrosivity	10.19	0		std units
115-WC-WP9-Comp2	VOL1C 7.3.3	7/27/2006	Reactive Cyanide		25	U	mg/kg
115-WC-WP9-Comp2	VOL1C 7.3.4	7/27/2006	Reactive Sulfide		20	U	mg/kg
			SAMPLE ID: WP9-COMP3				
115-WC-WP9-Comp3	1030	7/27/2006	Ignitability	0	0		deg F
115-WC-WP9-Comp3	418.1	7/27/2006	Total Petroleum Hydrocarbons (418.1)	2500	25		mg/kg
115-WC-WP9-Comp3	6010B	7/27/2006	Chromium	307	0.72		mg/kg
115-WC-WP9-Comp3	6010B	7/27/2006	Silver		0.013	U	mg/l
115-WC-WP9-Comp3	6010B	7/27/2006	Arsenic		0.024	U	mg/l
115-WC-WP9-Comp3	6010B	7/27/2006	Barium	0.04	0.0075	B	mg/l
115-WC-WP9-Comp3	6010B	7/27/2006	Cadmium		0.003	U	mg/l
115-WC-WP9-Comp3	6010B	7/27/2006	Lead		0.013	U	mg/l
115-WC-WP9-Comp3	6010B	7/27/2006	Selenium		0.025	U	mg/l
115-WC-WP9-Comp3	7196A	7/27/2006	Chromium VI	10	2.4		mg/kg
115-WC-WP9-Comp3	7470A	7/27/2006	Mercury		0.0001	U	mg/l
115-WC-WP9-Comp3	8081A	7/27/2006	gamma-BHC (Lindane)		0.0005	U	mg/l
115-WC-WP9-Comp3	8081A	7/27/2006	Chlordane		0.005	U	mg/l
115-WC-WP9-Comp3	8081A	7/27/2006	Endrin		0.0005	U	mg/l
115-WC-WP9-Comp3	8081A	7/27/2006	Heptachlor		0.0005	U	mg/l
115-WC-WP9-Comp3	8081A	7/27/2006	Heptachlor epoxide		0.0005	U	mg/l
115-WC-WP9-Comp3	8081A	7/27/2006	Methoxychlor		0.0005	U	mg/l
115-WC-WP9-Comp3	8081A	7/27/2006	Toxaphene		0.005	U	mg/l
115-WC-WP9-Comp3	8082	7/27/2006	Aroclor-1016		80	U	ug/kg
115-WC-WP9-Comp3	8082	7/27/2006	Aroclor-1221		80	U	ug/kg
115-WC-WP9-Comp3	8082	7/27/2006	Aroclor-1232		80	U	ug/kg
115-WC-WP9-Comp3	8082	7/27/2006	Aroclor-1242		80	U	ug/kg
115-WC-WP9-Comp3	8082	7/27/2006	Aroclor-1248	270	80		ug/kg
115-WC-WP9-Comp3	8082	7/27/2006	Aroclor-1254		80	U	ug/kg
115-WC-WP9-Comp3	8082	7/27/2006	Aroclor-1260		80	U	ug/kg
115-WC-WP9-Comp3	8082	7/27/2006	Aroclor-1262		80	U	ug/kg
115-WC-WP9-Comp3	8082	7/27/2006	Aroclor-1268		80	U	ug/kg
115-WC-WP9-Comp3	8151A	7/27/2006	2,4-D		0.08	U	mg/l
115-WC-WP9-Comp3	8151A	7/27/2006	2,4,5-TP (Silvex)		0.08	U	mg/l
115-WC-WP9-Comp3	8260B	7/27/2006	Vinyl Chloride		0.005	U	mg/l
115-WC-WP9-Comp3	8260B	7/27/2006	1,1-Dichloroethene		0.002	U	mg/l
115-WC-WP9-Comp3	8260B	7/27/2006	Chloroform		0.005	U	mg/l
115-WC-WP9-Comp3	8260B	7/27/2006	1,2-Dichloroethane		0.002	U	mg/l
115-WC-WP9-Comp3	8260B	7/27/2006	Methyl Ethyl Ketone		0.005	U	mg/l
115-WC-WP9-Comp3	8260B	7/27/2006	Carbon Tetrachloride		0.002	U	mg/l
115-WC-WP9-Comp3	8260B	7/27/2006	Trichloroethene		0.001	U	mg/l
115-WC-WP9-Comp3	8260B	7/27/2006	Benzene		0.001	U	mg/l

WP-9 STOCKPILE

WASTE CHARACTERIZATION RESULT LIST

Sample ID	Method Id	Date Collected	Parameter	Result	RL	Qual	Units
115-WC-WP9-Comp3	8260B	7/27/2006	Tetrachloroethene		0.001	U	mg/l
115-WC-WP9-Comp3	8260B	7/27/2006	Chlorobenzene		0.005	U	mg/l
115-WC-WP9-Comp3	9040B	7/27/2006	Corrosivity	10.74	0		std units
115-WC-WP9-Comp3	VOL1C 7.3.3	7/27/2006	Reactive Cyanide		25	U	mg/kg
115-WC-WP9-Comp3	VOL1C 7.3.4	7/27/2006	Reactive Sulfide		20	U	mg/kg
SAMPLE ID: WP9-COMP4							
115-WC-WP9-Comp4	1030	7/27/2006	Ignitability	0	0		deg F
115-WC-WP9-Comp4	418.1	7/27/2006	Total Petroleum Hydrocarbons (418.1)	1890	25		mg/kg
115-WC-WP9-Comp4	6010B	7/27/2006	Chromium	632	0.74		mg/kg
115-WC-WP9-Comp4	6010B	7/27/2006	Silver		0.013	U	mg/l
115-WC-WP9-Comp4	6010B	7/27/2006	Arsenic		0.024	U	mg/l
115-WC-WP9-Comp4	6010B	7/27/2006	Barium	0.04	0.0075	B	mg/l
115-WC-WP9-Comp4	6010B	7/27/2006	Cadmium		0.003	U	mg/l
115-WC-WP9-Comp4	6010B	7/27/2006	Lead		0.013	U	mg/l
115-WC-WP9-Comp4	6010B	7/27/2006	Selenium		0.025	U	mg/l
115-WC-WP9-Comp4	7196A	7/27/2006	Chromium VI	14.4	2.47		mg/kg
115-WC-WP9-Comp4	7470A	7/27/2006	Mercury		0.0001	U	mg/l
115-WC-WP9-Comp4	8081A	7/27/2006	gamma-BHC (Lindane)		0.0005	U	mg/l
115-WC-WP9-Comp4	8081A	7/27/2006	Chlordane		0.005	U	mg/l
115-WC-WP9-Comp4	8081A	7/27/2006	Endrin		0.0005	U	mg/l
115-WC-WP9-Comp4	8081A	7/27/2006	Heptachlor		0.0005	U	mg/l
115-WC-WP9-Comp4	8081A	7/27/2006	Heptachlor epoxide		0.0005	U	mg/l
115-WC-WP9-Comp4	8081A	7/27/2006	Methoxychlor		0.0005	U	mg/l
115-WC-WP9-Comp4	8081A	7/27/2006	Toxaphene		0.005	U	mg/l
115-WC-WP9-Comp4	8082	7/27/2006	Aroclor-1016		83	U	ug/kg
115-WC-WP9-Comp4	8082	7/27/2006	Aroclor-1221		83	U	ug/kg
115-WC-WP9-Comp4	8082	7/27/2006	Aroclor-1232		83	U	ug/kg
115-WC-WP9-Comp4	8082	7/27/2006	Aroclor-1242		83	U	ug/kg
115-WC-WP9-Comp4	8082	7/27/2006	Aroclor-1248	320	83		ug/kg
115-WC-WP9-Comp4	8082	7/27/2006	Aroclor-1254		83	U	ug/kg
115-WC-WP9-Comp4	8082	7/27/2006	Aroclor-1260	140	83		ug/kg
115-WC-WP9-Comp4	8082	7/27/2006	Aroclor-1262		83	U	ug/kg
115-WC-WP9-Comp4	8082	7/27/2006	Aroclor-1268		83	U	ug/kg
115-WC-WP9-Comp4	8151A	7/27/2006	2,4-D		0.08	U	mg/l
115-WC-WP9-Comp4	8151A	7/27/2006	2,4,5-TP (Silvex)		0.08	U	mg/l
115-WC-WP9-Comp4	8260B	7/27/2006	Vinyl Chloride		0.005	U	mg/l
115-WC-WP9-Comp4	8260B	7/27/2006	1,1-Dichloroethene		0.002	U	mg/l
115-WC-WP9-Comp4	8260B	7/27/2006	Chloroform		0.005	U	mg/l
115-WC-WP9-Comp4	8260B	7/27/2006	1,2-Dichloroethane		0.002	U	mg/l
115-WC-WP9-Comp4	8260B	7/27/2006	Methyl Ethyl Ketone		0.005	U	mg/l
115-WC-WP9-Comp4	8260B	7/27/2006	Carbon Tetrachloride		0.002	U	mg/l
115-WC-WP9-Comp4	8260B	7/27/2006	Trichloroethene		0.001	U	mg/l
115-WC-WP9-Comp4	8260B	7/27/2006	Benzene		0.001	U	mg/l
115-WC-WP9-Comp4	8260B	7/27/2006	Tetrachloroethene		0.001	U	mg/l
115-WC-WP9-Comp4	8260B	7/27/2006	Chlorobenzene		0.005	U	mg/l
115-WC-WP9-Comp4	9040B	7/27/2006	Corrosivity	10.89	0		std units
115-WC-WP9-Comp4	VOL1C 7.3.3	7/27/2006	Reactive Cyanide		25	U	mg/kg
115-WC-WP9-Comp4	VOL1C 7.3.4	7/27/2006	Reactive Sulfide		20	U	mg/kg
SAMPLE ID: WP9-COMP5							
115-WC-WP9-Comp5	1030	7/27/2006	Ignitability	0	0		deg F
115-WC-WP9-Comp5	418.1	7/27/2006	Total Petroleum Hydrocarbons (418.1)	2220	25		mg/kg
115-WC-WP9-Comp5	6010B	7/27/2006	Chromium	609	0.75		mg/kg
115-WC-WP9-Comp5	6010B	7/27/2006	Silver		0.013	U	mg/l
115-WC-WP9-Comp5	6010B	7/27/2006	Arsenic		0.024	U	mg/l
115-WC-WP9-Comp5	6010B	7/27/2006	Barium	0.06	0.0075	B	mg/l
115-WC-WP9-Comp5	6010B	7/27/2006	Cadmium		0.003	U	mg/l
115-WC-WP9-Comp5	6010B	7/27/2006	Lead		0.013	U	mg/l
115-WC-WP9-Comp5	6010B	7/27/2006	Selenium		0.025	U	mg/l
115-WC-WP9-Comp5	7196A	7/27/2006	Chromium VI	17.5	2.5		mg/kg
115-WC-WP9-Comp5	7470A	7/27/2006	Mercury		0.0001	U	mg/l
115-WC-WP9-Comp5	8081A	7/27/2006	gamma-BHC (Lindane)		0.0005	U	mg/l
115-WC-WP9-Comp5	8081A	7/27/2006	Chlordane		0.005	U	mg/l

WP-9 STOCKPILE

WASTE CHARACTERIZATION RESULT LIST

Sample ID	Method Id	Date Collected	Parameter	Result	RL	Qual	Units
115-WC-WP9-Comp5	8081A	7/27/2006	Endrin		0.0005	U	mg/l
115-WC-WP9-Comp5	8081A	7/27/2006	Heptachlor		0.0005	U	mg/l
115-WC-WP9-Comp5	8081A	7/27/2006	Heptachlor epoxide		0.0005	U	mg/l
115-WC-WP9-Comp5	8081A	7/27/2006	Methoxychlor		0.0005	U	mg/l
115-WC-WP9-Comp5	8081A	7/27/2006	Toxaphene		0.005	U	mg/l
115-WC-WP9-Comp5	8082	7/27/2006	Aroclor-1016		84	U	ug/kg
115-WC-WP9-Comp5	8082	7/27/2006	Aroclor-1221		84	U	ug/kg
115-WC-WP9-Comp5	8082	7/27/2006	Aroclor-1232	1000	84		ug/kg
115-WC-WP9-Comp5	8082	7/27/2006	Aroclor-1242		84	U	ug/kg
115-WC-WP9-Comp5	8082	7/27/2006	Aroclor-1248		84	U	ug/kg
115-WC-WP9-Comp5	8082	7/27/2006	Aroclor-1254	470	84		ug/kg
115-WC-WP9-Comp5	8082	7/27/2006	Aroclor-1260	200	84		ug/kg
115-WC-WP9-Comp5	8082	7/27/2006	Aroclor-1262		84	U	ug/kg
115-WC-WP9-Comp5	8082	7/27/2006	Aroclor-1268		84	U	ug/kg
115-WC-WP9-Comp5	8151A	7/27/2006	2,4-D		0.08	U	mg/l
115-WC-WP9-Comp5	8151A	7/27/2006	2,4,5-TP (Silvex)		0.08	U	mg/l
115-WC-WP9-Comp5	8260B	7/27/2006	Vinyl Chloride		0.005	U	mg/l
115-WC-WP9-Comp5	8260B	7/27/2006	1,1-Dichloroethene		0.002	U	mg/l
115-WC-WP9-Comp5	8260B	7/27/2006	Chloroform		0.005	U	mg/l
115-WC-WP9-Comp5	8260B	7/27/2006	1,2-Dichloroethane		0.002	U	mg/l
115-WC-WP9-Comp5	8260B	7/27/2006	Methyl Ethyl Ketone		0.005	U	mg/l
115-WC-WP9-Comp5	8260B	7/27/2006	Carbon Tetrachloride		0.002	U	mg/l
115-WC-WP9-Comp5	8260B	7/27/2006	Trichloroethene		0.001	U	mg/l
115-WC-WP9-Comp5	8260B	7/27/2006	Benzene		0.001	U	mg/l
115-WC-WP9-Comp5	8260B	7/27/2006	Tetrachloroethene		0.001	U	mg/l
115-WC-WP9-Comp5	8260B	7/27/2006	Chlorobenzene		0.005	U	mg/l
115-WC-WP9-Comp5	9040B	7/27/2006	Corrosivity	10.94	0		std units
115-WC-WP9-Comp5	VOL1C 7.3.3	7/27/2006	Reactive Cyanide		25	U	mg/kg
115-WC-WP9-Comp5	VOL1C 7.3.4	7/27/2006	Reactive Sulfide		20	U	mg/kg
			SAMPLE ID: WP9-COMP6				
115-WC-WP9-Comp6	1030	7/27/2006	Ignitability	0	0		deg F
115-WC-WP9-Comp6	418.1	7/27/2006	Total Petroleum Hydrocarbons (418.1)	2520	25		mg/kg
115-WC-WP9-Comp6	6010B	7/27/2006	Chromium	620	0.74		mg/kg
115-WC-WP9-Comp6	6010B	7/27/2006	Silver		0.013	U	mg/l
115-WC-WP9-Comp6	6010B	7/27/2006	Arsenic		0.024	U	mg/l
115-WC-WP9-Comp6	6010B	7/27/2006	Barium	0.83	0.0075	B	mg/l
115-WC-WP9-Comp6	6010B	7/27/2006	Cadmium		0.003	U	mg/l
115-WC-WP9-Comp6	6010B	7/27/2006	Lead	0.04	0.013	B	mg/l
115-WC-WP9-Comp6	6010B	7/27/2006	Selenium		0.025	U	mg/l
115-WC-WP9-Comp6	7196A	7/27/2006	Chromium VI	27.1	2.48		mg/kg
115-WC-WP9-Comp6	7470A	7/27/2006	Mercury		0.0001	U	mg/l
115-WC-WP9-Comp6	8081A	7/27/2006	gamma-BHC (Lindane)		0.0005	U	mg/l
115-WC-WP9-Comp6	8081A	7/27/2006	Chlordane		0.005	U	mg/l
115-WC-WP9-Comp6	8081A	7/27/2006	Endrin		0.0005	U	mg/l
115-WC-WP9-Comp6	8081A	7/27/2006	Heptachlor		0.0005	U	mg/l
115-WC-WP9-Comp6	8081A	7/27/2006	Heptachlor epoxide		0.0005	U	mg/l
115-WC-WP9-Comp6	8081A	7/27/2006	Methoxychlor		0.0005	U	mg/l
115-WC-WP9-Comp6	8081A	7/27/2006	Toxaphene		0.005	U	mg/l
115-WC-WP9-Comp6	8082	7/27/2006	Aroclor-1016		83	U	ug/kg
115-WC-WP9-Comp6	8082	7/27/2006	Aroclor-1221		83	U	ug/kg
115-WC-WP9-Comp6	8082	7/27/2006	Aroclor-1232	1400	83		ug/kg
115-WC-WP9-Comp6	8082	7/27/2006	Aroclor-1242		83	U	ug/kg
115-WC-WP9-Comp6	8082	7/27/2006	Aroclor-1248		83	U	ug/kg
115-WC-WP9-Comp6	8082	7/27/2006	Aroclor-1254	550	83		ug/kg
115-WC-WP9-Comp6	8082	7/27/2006	Aroclor-1260	290	83		ug/kg
115-WC-WP9-Comp6	8082	7/27/2006	Aroclor-1262		83	U	ug/kg
115-WC-WP9-Comp6	8082	7/27/2006	Aroclor-1268		83	U	ug/kg
115-WC-WP9-Comp6	8151A	7/27/2006	2,4-D		0.08	U	mg/l
115-WC-WP9-Comp6	8151A	7/27/2006	2,4,5-TP (Silvex)		0.08	U	mg/l
115-WC-WP9-Comp6	8260B	7/27/2006	Vinyl Chloride		0.005	U	mg/l
115-WC-WP9-Comp6	8260B	7/27/2006	1,1-Dichloroethene		0.002	U	mg/l
115-WC-WP9-Comp6	8260B	7/27/2006	Chloroform		0.005	U	mg/l
115-WC-WP9-Comp6	8260B	7/27/2006	1,2-Dichloroethane		0.002	U	mg/l

WP-9 STOCKPILE

WASTE CHARACTERIZATION RESULT LIST

Sample ID	Method Id	Date Collected	Parameter	Result	RL	Qual	Units
115-WC-WP9-Comp6	8260B	7/27/2006	Methyl Ethyl Ketone		0.005	U	mg/l
115-WC-WP9-Comp6	8260B	7/27/2006	Carbon Tetrachloride		0.002	U	mg/l
115-WC-WP9-Comp6	8260B	7/27/2006	Trichloroethene		0.001	U	mg/l
115-WC-WP9-Comp6	8260B	7/27/2006	Benzene		0.001	U	mg/l
115-WC-WP9-Comp6	8260B	7/27/2006	Tetrachloroethene		0.001	U	mg/l
115-WC-WP9-Comp6	8260B	7/27/2006	Chlorobenzene		0.005	U	mg/l
115-WC-WP9-Comp6	9040B	7/27/2006	Corrosivity	11.16	0		std units
115-WC-WP9-Comp6	VOL1C 7.3.3	7/27/2006	Reactive Cyanide		25	U	mg/kg
115-WC-WP9-Comp6	VOL1C 7.3.4	7/27/2006	Reactive Sulfide		20	U	mg/kg
SAMPLE ID: WP9-COMP7							
115-WC-WP9-Comp7	1030	7/27/2006	Ignitability	0	0		deg F
115-WC-WP9-Comp7	418.1	7/27/2006	Total Petroleum Hydrocarbons (418.1)	2070	25		mg/kg
115-WC-WP9-Comp7	6010B	7/27/2006	Chromium	1070	0.74		mg/kg
115-WC-WP9-Comp7	6010B	7/27/2006	Silver		0.013	U	mg/l
115-WC-WP9-Comp7	6010B	7/27/2006	Arsenic		0.024	U	mg/l
115-WC-WP9-Comp7	6010B	7/27/2006	Barium	0.79	0.0075	B	mg/l
115-WC-WP9-Comp7	6010B	7/27/2006	Cadmium		0.003	U	mg/l
115-WC-WP9-Comp7	6010B	7/27/2006	Lead	0.06	0.013	B	mg/l
115-WC-WP9-Comp7	6010B	7/27/2006	Selenium		0.025	U	mg/l
115-WC-WP9-Comp7	7196A	7/27/2006	Chromium VI	27	2.47		mg/kg
115-WC-WP9-Comp7	7470A	7/27/2006	Mercury		0.0001	U	mg/l
115-WC-WP9-Comp7	8081A	7/27/2006	gamma-BHC (Lindane)		0.0005	U	mg/l
115-WC-WP9-Comp7	8081A	7/27/2006	Chlordane		0.005	U	mg/l
115-WC-WP9-Comp7	8081A	7/27/2006	Endrin		0.0005	U	mg/l
115-WC-WP9-Comp7	8081A	7/27/2006	Heptachlor		0.0005	U	mg/l
115-WC-WP9-Comp7	8081A	7/27/2006	Heptachlor epoxide		0.0005	U	mg/l
115-WC-WP9-Comp7	8081A	7/27/2006	Methoxychlor		0.0005	U	mg/l
115-WC-WP9-Comp7	8081A	7/27/2006	Toxaphene		0.005	U	mg/l
115-WC-WP9-Comp7	8082	7/27/2006	Aroclor-1016		83	U	ug/kg
115-WC-WP9-Comp7	8082	7/27/2006	Aroclor-1221		83	U	ug/kg
115-WC-WP9-Comp7	8082	7/27/2006	Aroclor-1232	250	83		ug/kg
115-WC-WP9-Comp7	8082	7/27/2006	Aroclor-1242		83	U	ug/kg
115-WC-WP9-Comp7	8082	7/27/2006	Aroclor-1248		83	U	ug/kg
115-WC-WP9-Comp7	8082	7/27/2006	Aroclor-1254	180	83		ug/kg
115-WC-WP9-Comp7	8082	7/27/2006	Aroclor-1260		83	U	ug/kg
115-WC-WP9-Comp7	8082	7/27/2006	Aroclor-1262		83	U	ug/kg
115-WC-WP9-Comp7	8082	7/27/2006	Aroclor-1268		83	U	ug/kg
115-WC-WP9-Comp7	8151A	7/27/2006	2,4-D		0.08	U	mg/l
115-WC-WP9-Comp7	8151A	7/27/2006	2,4,5-TP (Silvex)		0.08	U	mg/l
115-WC-WP9-Comp7	8260B	7/27/2006	Vinyl Chloride		0.005	U	mg/l
115-WC-WP9-Comp7	8260B	7/27/2006	1,1-Dichloroethene		0.002	U	mg/l
115-WC-WP9-Comp7	8260B	7/27/2006	Chloroform		0.005	U	mg/l
115-WC-WP9-Comp7	8260B	7/27/2006	1,2-Dichloroethane		0.002	U	mg/l
115-WC-WP9-Comp7	8260B	7/27/2006	Methyl Ethyl Ketone		0.005	U	mg/l
115-WC-WP9-Comp7	8260B	7/27/2006	Carbon Tetrachloride		0.002	U	mg/l
115-WC-WP9-Comp7	8260B	7/27/2006	Trichloroethene		0.001	U	mg/l
115-WC-WP9-Comp7	8260B	7/27/2006	Benzene		0.001	U	mg/l
115-WC-WP9-Comp7	8260B	7/27/2006	Tetrachloroethene		0.001	U	mg/l
115-WC-WP9-Comp7	8260B	7/27/2006	Chlorobenzene		0.005	U	mg/l
115-WC-WP9-Comp7	9040B	7/27/2006	Corrosivity	10.87	0		std units
115-WC-WP9-Comp7	VOL1C 7.3.3	7/27/2006	Reactive Cyanide		25	U	mg/kg
115-WC-WP9-Comp7	VOL1C 7.3.4	7/27/2006	Reactive Sulfide		20	U	mg/kg
SAMPLE ID: WP9-COMP8							
115-WC-WP9-Comp8	1030	7/27/2006	Ignitability	0	0		deg F
115-WC-WP9-Comp8	418.1	7/27/2006	Total Petroleum Hydrocarbons (418.1)	1600	25		mg/kg
115-WC-WP9-Comp8	6010B	7/27/2006	Chromium	1040	0.76		mg/kg
115-WC-WP9-Comp8	6010B	7/27/2006	Silver		0.013	U	mg/l
115-WC-WP9-Comp8	6010B	7/27/2006	Arsenic		0.024	U	mg/l
115-WC-WP9-Comp8	6010B	7/27/2006	Barium	0.59	0.0075	B	mg/l
115-WC-WP9-Comp8	6010B	7/27/2006	Cadmium		0.003	U	mg/l
115-WC-WP9-Comp8	6010B	7/27/2006	Lead		0.013	U	mg/l
115-WC-WP9-Comp8	6010B	7/27/2006	Selenium		0.025	U	mg/l

WP-9 STOCKPILE

WASTE CHARACTERIZATION RESULT LIST

Sample ID	Method Id	Date Collected	Parameter	Result	RL	Qual	Units
115-WC-WP9-Comp8	7196A	7/27/2006	Chromium VI	46.3	2.52		mg/kg
115-WC-WP9-Comp8	7470A	7/27/2006	Mercury		0.0001	U	mg/l
115-WC-WP9-Comp8	8081A	7/27/2006	gamma-BHC (Lindane)		0.0005	U	mg/l
115-WC-WP9-Comp8	8081A	7/27/2006	Chlordane		0.005	U	mg/l
115-WC-WP9-Comp8	8081A	7/27/2006	Endrin		0.0005	U	mg/l
115-WC-WP9-Comp8	8081A	7/27/2006	Heptachlor		0.0005	U	mg/l
115-WC-WP9-Comp8	8081A	7/27/2006	Heptachlor epoxide		0.0005	U	mg/l
115-WC-WP9-Comp8	8081A	7/27/2006	Methoxychlor		0.0005	U	mg/l
115-WC-WP9-Comp8	8081A	7/27/2006	Toxaphene		0.005	U	mg/l
115-WC-WP9-Comp8	8082	7/27/2006	Aroclor-1016		84	U	ug/kg
115-WC-WP9-Comp8	8082	7/27/2006	Aroclor-1221		84	U	ug/kg
115-WC-WP9-Comp8	8082	7/27/2006	Aroclor-1232		84	U	ug/kg
115-WC-WP9-Comp8	8082	7/27/2006	Aroclor-1242	320	84		ug/kg
115-WC-WP9-Comp8	8082	7/27/2006	Aroclor-1248		84	U	ug/kg
115-WC-WP9-Comp8	8082	7/27/2006	Aroclor-1254	340	84		ug/kg
115-WC-WP9-Comp8	8082	7/27/2006	Aroclor-1260	200	84		ug/kg
115-WC-WP9-Comp8	8082	7/27/2006	Aroclor-1262		84	U	ug/kg
115-WC-WP9-Comp8	8082	7/27/2006	Aroclor-1268		84	U	ug/kg
115-WC-WP9-Comp8	8151A	7/27/2006	2,4-D		0.08	U	mg/l
115-WC-WP9-Comp8	8151A	7/27/2006	2,4,5-TP (Silvex)		0.08	U	mg/l
115-WC-WP9-Comp8	8260B	7/27/2006	Vinyl Chloride		0.005	U	mg/l
115-WC-WP9-Comp8	8260B	7/27/2006	1,1-Dichloroethene		0.002	U	mg/l
115-WC-WP9-Comp8	8260B	7/27/2006	Chloroform		0.005	U	mg/l
115-WC-WP9-Comp8	8260B	7/27/2006	1,2-Dichloroethane		0.002	U	mg/l
115-WC-WP9-Comp8	8260B	7/27/2006	Methyl Ethyl Ketone		0.005	U	mg/l
115-WC-WP9-Comp8	8260B	7/27/2006	Carbon Tetrachloride		0.002	U	mg/l
115-WC-WP9-Comp8	8260B	7/27/2006	Trichloroethene		0.001	U	mg/l
115-WC-WP9-Comp8	8260B	7/27/2006	Benzene		0.001	U	mg/l
115-WC-WP9-Comp8	8260B	7/27/2006	Tetrachloroethene		0.001	U	mg/l
115-WC-WP9-Comp8	8260B	7/27/2006	Chlorobenzene		0.005	U	mg/l
115-WC-WP9-Comp8	9040B	7/27/2006	Corrosivity	11.04	0		std units
115-WC-WP9-Comp8	VOL1C 7.3.3	7/27/2006	Reactive Cyanide		25	U	mg/kg
115-WC-WP9-Comp8	VOL1C 7.3.4	7/27/2006	Reactive Sulfide		20	U	mg/kg
			SAMPLE ID: WP9-COMP9				
115-WC-WP9-Comp9	1030	7/27/2006	Ignitability	0	0		deg F
115-WC-WP9-Comp9	418.1	7/27/2006	Total Petroleum Hydrocarbons (418.1)	2160	25		mg/kg
115-WC-WP9-Comp9	6010B	7/27/2006	Chromium	1300	0.77		mg/kg
115-WC-WP9-Comp9	6010B	7/27/2006	Silver		0.013	U	mg/l
115-WC-WP9-Comp9	6010B	7/27/2006	Arsenic		0.024	U	mg/l
115-WC-WP9-Comp9	6010B	7/27/2006	Barium	0.09	0.0075	B	mg/l
115-WC-WP9-Comp9	6010B	7/27/2006	Cadmium		0.003	U	mg/l
115-WC-WP9-Comp9	6010B	7/27/2006	Lead		0.013	U	mg/l
115-WC-WP9-Comp9	6010B	7/27/2006	Selenium		0.025	U	mg/l
115-WC-WP9-Comp9	7196A	7/27/2006	Chromium VI	43.5	2.56		mg/kg
115-WC-WP9-Comp9	7470A	7/27/2006	Mercury		0.0001	U	mg/l
115-WC-WP9-Comp9	8081A	7/27/2006	gamma-BHC (Lindane)		0.0005	U	mg/l
115-WC-WP9-Comp9	8081A	7/27/2006	Chlordane		0.005	U	mg/l
115-WC-WP9-Comp9	8081A	7/27/2006	Endrin		0.0005	U	mg/l
115-WC-WP9-Comp9	8081A	7/27/2006	Heptachlor		0.0005	U	mg/l
115-WC-WP9-Comp9	8081A	7/27/2006	Heptachlor epoxide		0.0005	U	mg/l
115-WC-WP9-Comp9	8081A	7/27/2006	Methoxychlor		0.0005	U	mg/l
115-WC-WP9-Comp9	8081A	7/27/2006	Toxaphene		0.005	U	mg/l
115-WC-WP9-Comp9	8082	7/27/2006	Aroclor-1016		86	U	ug/kg
115-WC-WP9-Comp9	8082	7/27/2006	Aroclor-1221		86	U	ug/kg
115-WC-WP9-Comp9	8082	7/27/2006	Aroclor-1232	510	86		ug/kg
115-WC-WP9-Comp9	8082	7/27/2006	Aroclor-1242		86	U	ug/kg
115-WC-WP9-Comp9	8082	7/27/2006	Aroclor-1248		86	U	ug/kg
115-WC-WP9-Comp9	8082	7/27/2006	Aroclor-1254	300	86		ug/kg
115-WC-WP9-Comp9	8082	7/27/2006	Aroclor-1260	140	86		ug/kg
115-WC-WP9-Comp9	8082	7/27/2006	Aroclor-1262		86	U	ug/kg
115-WC-WP9-Comp9	8082	7/27/2006	Aroclor-1268		86	U	ug/kg
115-WC-WP9-Comp9	8151A	7/27/2006	2,4-D		0.08	U	mg/l
115-WC-WP9-Comp9	8151A	7/27/2006	2,4,5-TP (Silvex)		0.08	U	mg/l

WP-9 STOCKPILE

WASTE CHARACTERIZATION RESULT LIST

Sample ID	Method Id	Date Collected	Parameter	Result	RL	Qual	Units
115-WC-WP9-Comp9	8260B	7/27/2006	Vinyl Chloride		0.005	U	mg/l
115-WC-WP9-Comp9	8260B	7/27/2006	1,1-Dichloroethene		0.002	U	mg/l
115-WC-WP9-Comp9	8260B	7/27/2006	Chloroform		0.005	U	mg/l
115-WC-WP9-Comp9	8260B	7/27/2006	1,2-Dichloroethane		0.002	U	mg/l
115-WC-WP9-Comp9	8260B	7/27/2006	Methyl Ethyl Ketone		0.005	U	mg/l
115-WC-WP9-Comp9	8260B	7/27/2006	Carbon Tetrachloride		0.002	U	mg/l
115-WC-WP9-Comp9	8260B	7/27/2006	Trichloroethene		0.001	U	mg/l
115-WC-WP9-Comp9	8260B	7/27/2006	Benzene		0.001	U	mg/l
115-WC-WP9-Comp9	8260B	7/27/2006	Tetrachloroethene		0.001	U	mg/l
115-WC-WP9-Comp9	8260B	7/27/2006	Chlorobenzene		0.005	U	mg/l
115-WC-WP9-Comp9	9040B	7/27/2006	Corrosivity	10.8	0		std units
115-WC-WP9-Comp9	VOL1C 7.3.3	7/27/2006	Reactive Cyanide		25	U	mg/kg
115-WC-WP9-Comp9	VOL1C 7.3.4	7/27/2006	Reactive Sulfide		20	U	mg/kg

Table Notes:

U - The compound was not detected at the indicated Method of Detection Limit (MDL)

J - Mass spectral data indicates the presence of a compound that meets the identification criteria. The results is less than the specified quantitation limit but greater than or equal to the method of detection limit. The concentration given is an approximate value.

B - Reported value is less than the practical Quantitation Limit but greater than or equal to the Instrument Detection Limit.

Shaded area represents sample result exceeded the TCLP hazardous limit of 5mg/l for Chromium

SEVERN TRENT STL

SUMMARY OF ANALYTICAL RESULTS: V080

Sample ID	115-WC-WP9-1A	115-WC-WP9-1B	115-WC-WP9-1C	115-WC-WP9-1D	115-WC-WP9-1E	115-WC-WP9-2A	115-WC-WP9-2B	
Lab Sample No.	756324	756325	756326	756327	756328	756329	756330	
Sampling Date	7/27/2006 0:00	7/27/2006 0:00	7/27/2006 0:00	7/27/2006 0:00	7/27/2006 0:00	7/27/2006 0:00	7/27/2006 0:00	
Matrix	SOLID	SOLID	SOLID	SOLID	SOLID	SOLID	SOLID	
Dilution Factor								
Units	mg/l	mg/l	mg/l	mg/l	mg/l	mg/l	mg/l	
TCLP METALS								
Chromium	0.22	0.4	0.51	0.1	0.09	0.08	0.03	B
Arsenic								
Barium								
Cadmium								
Lead								
Mercury								
Selenium								
Silver								

NR - Not analyzed.

U - The compound was not detected at the indicated concentration.

B - Reported value is less than the Reporting Limit but greater than the Instrument Detection Limit.

N - The spiked sample recovery is not within control limits.

Generated on 8/17/2006 10:59:28 AM

SEVERN TRENT STL

SUMMARY OF ANALYTICA

Sample ID	115-WC-WP9-2C	115-WC-WP9-2D	115-WC-WP9-2E	115-WC-WP9-3A	115-WC-WP9-3B	115-WC-WP9-3C	115-WC-WP9-3D
Lab Sample No.	756331	756332	756333	756334	756335	756336	756337
Sampling Date	7/27/2006 0:00	7/27/2006 0:00	7/27/2006 0:00	7/27/2006 0:00	7/27/2006 0:00	7/27/2006 0:00	7/27/2006 0:00
Matrix	SOLID	SOLID	SOLID	SOLID	SOLID	SOLID	SOLID
Dilution Factor							
Units	mg/l	mg/l	mg/l	mg/l	mg/l	mg/l	mg/l
TCLP METALS							
Chromium	0.76	0.42	0.59	0.34	0.08	0.29	0.31
Arsenic							
Barium							
Cadmium							
Lead							
Mercury							
Selenium							
Silver							

NR - Not analyzed.

U - The compound was not d

B - Reported value is less th

N - The spiked sample recov

Generated on 8/17/2006 10:

SEVERN TRENT STL

SUMMARY OF ANALYTICA

Sample ID	115-WC-WP9-3E	115-WC-WP9-4A	115-WC-WP9-4B	115-WC-WP9-4C	115-WC-WP9-4D	115-WC-WP9-4E	115-WC-WP9-5A
Lab Sample No.	756338	756339	756340	756341	756342	756343	756344
Sampling Date	7/27/2006 0:00	7/27/2006 0:00	7/27/2006 0:00	7/27/2006 0:00	7/27/2006 0:00	7/27/2006 0:00	7/27/2006 0:00
Matrix	SOLID	SOLID	SOLID	SOLID	SOLID	SOLID	SOLID
Dilution Factor							
Units	mg/l	mg/l	mg/l	mg/l	mg/l	mg/l	mg/l
TCLP METALS							
Chromium	0.14	0.24	0.25	0.62	0.44	1.7	0.07
Arsenic							
Barium							
Cadmium							
Lead							
Mercury							
Selenium							
Silver							

NR - Not analyzed.

U - The compound was not d

B - Reported value is less thi

N - The spiked sample recov

Generated on 8/17/2006 10:

SEVERN TRENT STL

SUMMARY OF ANALYTICA

Sample ID	115-WC-WP9-5B	115-WC-WP9-5C	115-WC-WP9-5D	115-WC-WP9-5E	115-WC-WP9-6A	115-WC-WP9-6B	115-WC-WP9-6C
Lab Sample No.	756345	756346	756347	756348	756349	756350	756351
Sampling Date	7/27/2006 0:00	7/27/2006 0:00	7/27/2006 0:00	7/27/2006 0:00	7/27/2006 0:00	7/27/2006 0:00	7/27/2006 0:00
Matrix	SOLID	SOLID	SOLID	SOLID	SOLID	SOLID	SOLID
Dilution Factor							
Units	mg/l	mg/l	mg/l	mg/l	mg/l	mg/l	mg/l
TCLP METALS							
Chromium	0.36	0.34	0.18	0.79	0.37	1.3	0.18
Arsenic							
Barium							
Cadmium							
Lead							
Mercury							
Selenium							
Silver							

NR - Not analyzed.

U - The compound was not d

B - Reported value is less tha

N - The spiked sample recov

Generated on 8/17/2006 10:5

SEVERN TRENT STL

SUMMARY OF ANALYTICA

Sample ID	115-WC-WP9-6D	115-WC-WP9-6E	115-WC-WP9-7A	115-WC-WP9-7B	115-WC-WP9-7C	115-WC-WP9-7D	115-WC-WP9-7E
Lab Sample No.	756352	756353	756354	756355	756356	756357	756358
Sampling Date	7/27/2006 0:00	7/27/2006 0:00	7/27/2006 0:00	7/27/2006 0:00	7/27/2006 0:00	7/27/2006 0:00	7/27/2006 0:00
Matrix	SOLID	SOLID	SOLID	SOLID	SOLID	SOLID	SOLID
Dilution Factor							
Units	mg/l	mg/l	mg/l	mg/l	mg/l	mg/l	mg/l
TCLP METALS							
Chromium	0.15	0.72	0.58	0.78	0.07	0.4	0.87
Arsenic							
Barium							
Cadmium							
Lead							
Mercury							
Selenium							
Silver							

NR - Not analyzed.

U - The compound was not d

B - Reported value is less th

N - The spiked sample recov

Generated on 8/17/2006 10:

SEVERN TRENT STL

SUMMARY OF ANALYTICA

Sample ID	115-WC-WP9-8A	115-WC-WP9-8B	115-WC-WP9-8C	115-WC-WP9-8D	115-WC-WP9-8E	115-WC-WP9-9A	115-WC-WP9-9B
Lab Sample No.	756359	756360	756361	756362	756363	756364	756365
Sampling Date	7/27/2006 0:00	7/27/2006 0:00	7/27/2006 0:00	7/27/2006 0:00	7/27/2006 0:00	7/27/2006 0:00	7/27/2006 0:00
Matrix	SOLID	SOLID	SOLID	SOLID	SOLID	SOLID	SOLID
Dilution Factor							
Units	mg/l	mg/l	mg/l	mg/l	mg/l	mg/l	mg/l
TCLP METALS							
Chromium	0.67	2.2	0.59	0.87	0.81	0.56	0.5
Arsenic							
Barium							
Cadmium							
Lead							
Mercury							
Selenium							
Silver							

NR - Not analyzed.
U - The compound was not d
B - Reported value is less th
N - The spiked sample recov

Generated on 8/17/2006 10:

SEVERN TRENT STL

SUMMARY OF ANALYTICA

Sample ID	115-WC-WP9-9C		115-WC-WP9-9D		115-WC-WP9-9E		115-WC-WP9-Comp1		115-WC-WP9-Comp2		115-WC-WP9-Comp3	
Lab Sample No.	756366		756367		756368		758747		758748		758749	
Sampling Date	7/27/2006 0:00		7/27/2006 0:00		7/27/2006 0:00		7/27/2006 0:00		7/27/2006 0:00		7/27/2006 0:00	
Matrix	SOLID		SOLID		SOLID		SOLID		SOLID		SOLID	
Dilution Factor												
Units	mg/l		mg/l		mg/l		mg/l		mg/l		mg/l	
TCLP METALS												
Chromium	0.91		0.83		0.73							
Arsenic							0.024	U	0.024	U	0.024	U
Barium							0.09	B	0.0075	U	0.04	B
Cadmium							0.003	U	0.003	U	0.003	U
Lead							0.013	U	0.013	U	0.013	U
Mercury							0.0001	U	0.0001	U	0.0001	U
Selenium							0.025	U	0.025	U	0.025	U
Silver							0.013	U	0.013	U	0.013	U

NR - Not analyzed.
U - The compound was not d
B - Reported value is less th
N - The spiked sample recov

Generated on 8/17/2006 10:

SEVERN TRENT STL

SUMMARY OF ANALYTICA

Sample ID	115-WC-WP9-Comp4		115-WC-WP9-Comp5		115-WC-WP9-Comp6		115-WC-WP9-Comp7		115-WC-WP9-Comp8		115-WC-WP9-Comp9
Lab Sample No.	758750		758751		758752		758753		758754		758755
Sampling Date	7/27/2006 0:00		7/27/2006 0:00		7/27/2006 0:00		7/27/2006 0:00		7/27/2006 0:00		7/27/2006 0:00
Matrix	SOLID		SOLID		SOLID		SOLID		SOLID		SOLID
Dilution Factor											
Units	mg/l		mg/l		mg/l		mg/l		mg/l		mg/l
TCLP METALS											
Chromium											
Arsenic	0.024	U	0.024	U	0.024	U	0.024	U	0.024	U	0.024
Barium	0.04	B	0.06	B	0.83	B	0.79	B	0.59	B	0.09
Cadmium	0.003	U	0.003	U	0.003	U	0.003	U	0.003	U	0.003
Lead	0.013	U	0.013	U	0.04	B	0.06	B	0.013	U	0.013
Mercury	0.0001	U	0.0001	U	0.0001	U	0.0001	U	0.0001	U	0.0001
Selenium	0.025	U	0.025	U	0.025	U	0.025	U	0.025	U	0.025
Silver	0.013	U	0.013	U	0.013	U	0.013	U	0.013	U	0.013

NR - Not analyzed.
U - The compound was not d
B - Reported value is less tha
N - The spiked sample recov

Generated on 8/17/2006 10:

SEVERN TRENT STL

SUMMARY OF ANALYTICA

Sample ID	
Lab Sample No.	
Sampling Date	
Matrix	
Dilution Factor	
Units	
TCLP METALS	
Chromium	
Arsenic	U
Barium	B
Cadmium	U
Lead	U
Mercury	U
Selenium	U
Silver	U

NR - Not analyzed.
U - The compound was not d
B - Reported value is less th
N - The spiked sample recov

Generated on 8/17/2006 10:

SEVERN TRENT STL

SUMMARY OF ANALYTICAL RESULTS: V080

The Action Levels listed reflect current STL Edison knowledge of the standards and are intended as general guidance for the user. Please consult appropriate regulations and cleanup standards for your specific application.

Sample ID	NJ Residential	NJ Non-Residential	NJ Impact to	115-WC-WP9-Comp1	115-WC-WP9-Comp2	115-WC-WP9-Comp3	115-WC-WP9-Comp4
Lab Sample No.	Direct Contact	Direct Contact	Ground Water	758747	758748	758749	758750
Sampling Date	Soil Cleanup	Soil Cleanup	Soil Cleanup	7/27/2006 0:00	7/27/2006 0:00	7/27/2006 0:00	7/27/2006 0:00
Matrix	Criteria	Criteria	Criteria	SOLID	SOLID	SOLID	SOLID
Dilution Factor							
Units	mg/kg	mg/kg	mg/kg	mg/kg	mg/kg	mg/kg	mg/kg
METALS							
Chromium	NA	NA	NA	793	494	307	632

NR - Not analyzed.
U - The compound was not detected at the indicated concentration.
B - Reported value is less than the Reporting Limit but greater than the Instrument Detection Limit.
N - The spiked sample recovery is not within control limits.

Generated on 8/17/2006 12:50:46 PM

SEVERN TRENT STL

SUMMARY OF ANALYTICA

The Action Levels listed re
guidance for the user. Plea

Sample ID	115-WC-WP9-Comp5	115-WC-WP9-Comp6	115-WC-WP9-Comp7	115-WC-WP9-Comp8	115-WC-WP9-Comp9
Lab Sample No.	758751	758752	758753	758754	758755
Sampling Date	7/27/2006 0:00	7/27/2006 0:00	7/27/2006 0:00	7/27/2006 0:00	7/27/2006 0:00
Matrix	SOLID	SOLID	SOLID	SOLID	SOLID
Dilution Factor					
Units	mg/kg	mg/kg	mg/kg	mg/kg	mg/kg
METALS					
Chromium	609	620	1070	1040	1300

NR - Not analyzed.
U - The compound was not d
B - Reported value is less th
N - The spiked sample recov

Generated on 8/17/2006 12:

SEVERN TRENT STL

SUMMARY OF ANALYTICAL RESULTS: V080

Sample ID	115-WC-WP9-Comp1		115-WC-WP9-Comp2		115-WC-WP9-Comp3		115-WC-WP9-Comp4		115-WC-WP9-Comp5	
Lab Sample No.	758747		758748		758749		758750		758751	
Sampling Date	7/27/2006 0:00		7/27/2006 0:00		7/27/2006 0:00		7/27/2006 0:00		7/27/2006 0:00	
Matrix	SOLID		SOLID		SOLID		SOLID		SOLID	
Dilution Factor	1		1		1		1		1	
Units	mg/l		mg/l		mg/l		mg/l		mg/l	
TCLP VOLATILE COMPOUNDS (GC/MS)										
Vinyl Chloride	0.005	U	0.005	U	0.005	U	0.005	U	0.005	U
1,1-Dichloroethene	0.002	U	0.002	U	0.002	U	0.002	U	0.002	U
Chloroform	0.005	U	0.005	U	0.005	U	0.005	U	0.005	U
1,2-Dichloroethane	0.002	U	0.002	U	0.002	U	0.002	U	0.002	U
Methyl Ethyl Ketone	0.005	U	0.005	U	0.005	U	0.005	U	0.005	U
Carbon Tetrachloride	0.002	U	0.002	U	0.002	U	0.002	U	0.002	U
Trichloroethene	0.001	U	0.001	U	0.001	U	0.001	U	0.001	U
Benzene	0.001	U	0.001	U	0.001	U	0.001	U	0.001	U
Tetrachloroethene	0.001	U	0.001	U	0.001	U	0.001	U	0.001	U
Chlorobenzene	0.005	U	0.005	U	0.005	U	0.005	U	0.005	U

NR - Not analyzed.

U - The compound was not detected at the indicated concentration.

J - Data indicates the presence of a compound that meets the identification criteria. The result is less than the quantitation limit but greater than zero. The concentration given is an approximate value.

B - The analyte was found in the laboratory blank as well as the sample. This indicates possible laboratory contamination of the sample.

8/17/06

Michael J Urban
Laboratory Director

SEVERN TRENT STL

SUMMARY OF ANALYTICAL RESULTS: V08(

Sample ID	115-WC-WP9-Comp6		115-WC-WP9-Comp7		115-WC-WP9-Comp8		115-WC-WP9-Comp9	
Lab Sample No.	758752		758753		758754		758755	
Sampling Date	7/27/2006 0:00		7/27/2006 0:00		7/27/2006 0:00		7/27/2006 0:00	
Matrix	SOLID		SOLID		SOLID		SOLID	
Dilution Factor	1		1		1		1	
Units	mg/l		mg/l		mg/l		mg/l	
TCLP VOLATILE COMPOUNDS (GC/MS)								
Vinyl Chloride	0.005	U	0.005	U	0.005	U	0.005	U
1,1-Dichloroethene	0.002	U	0.002	U	0.002	U	0.002	U
Chloroform	0.005	U	0.005	U	0.005	U	0.005	U
1,2-Dichloroethane	0.002	U	0.002	U	0.002	U	0.002	U
Methyl Ethyl Ketone	0.005	U	0.005	U	0.005	U	0.005	U
Carbon Tetrachloride	0.002	U	0.002	U	0.002	U	0.002	U
Trichloroethene	0.001	U	0.001	U	0.001	U	0.001	U
Benzene	0.001	U	0.001	U	0.001	U	0.001	U
Tetrachloroethene	0.001	U	0.001	U	0.001	U	0.001	U
Chlorobenzene	0.005	U	0.005	U	0.005	U	0.005	U

NR - Not analyzed.

U - The compound was not detected at the indi(

J - Data indicates the presence of a compound
The concentration given is an approximate v(

B - The analyte was found in the laboratory blar

Generated on 8/17/2006 10:59:15 AM

SEVERN TRENT STL

SUMMARY OF ANALYTICAL RESULTS: V080

Sample ID	115-WC-WP9-Comp1		115-WC-WP9-Comp2		115-WC-WP9-Comp3		115-WC-WP9-Comp4		115-WC-WP9-Comp5	
Lab Sample No.	758747		758748		758749		758750		758751	
Sampling Date	7/27/2006 0:00		7/27/2006 0:00		7/27/2006 0:00		7/27/2006 0:00		7/27/2006 0:00	
Matrix	SOLID		SOLID		SOLID		SOLID		SOLID	
Dilution Factor	1		1		1		1		1	
Units	mg/l		mg/l		mg/l		mg/l		mg/l	
TCLP SEMIVOLATILE COMPOUNDS (GC/MS)										
o-Cresol	0.04	U	0.04	U	0.0013	J	0.04	U	0.04	U
m&p-Cresol	0.04	U	0.04	U	0.04	U	0.04	U	0.04	U
2,4,6-Trichlorophenol	0.04	U	0.04	U	0.04	U	0.04	U	0.04	U
2,4,5-Trichlorophenol	0.04	U	0.04	U	0.04	U	0.04	U	0.04	U
Pentachlorophenol	0.12	U	0.0024	J	0.12	U	0.12	U	0.12	U
1,4-Dichlorobenzene	0.04	U	0.04	U	0.04	U	0.04	U	0.04	U
Hexachloroethane	0.004	U	0.004	U	0.004	U	0.004	U	0.004	U
Nitrobenzene	0.004	U	0.004	U	0.004	U	0.004	U	0.004	U
Hexachlorobutadiene	0.008	U	0.008	U	0.008	U	0.008	U	0.008	U
2,4-Dinitrotoluene	0.008	U	0.008	U	0.008	U	0.008	U	0.008	U
Hexachlorobenzene	0.004	U	0.004	U	0.004	U	0.004	U	0.004	U
Pyridine	0.04	U	0.04	U	0.04	U	0.04	U	0.04	U

NR - Not analyzed.

U - The compound was not detected at the indicated concentration.

J - Data indicates the presence of a compound that meets the identification criteria. The result is less than the quantitation limit but greater than zero. The concentration given is an approximate value.

B - The analyte was found in the laboratory blank as well as the sample. This indicates possible laboratory contamination of the sample.

Generated on 8/17/2006 10:59:16 AM

SEVERN TRENT STL

SUMMARY OF ANALYTICAL RESULTS: V08(

Sample ID	115-WC-WP9-Comp6		115-WC-WP9-Comp7		115-WC-WP9-Comp8		115-WC-WP9-Comp9	
Lab Sample No.	758752		758753		758754		758755	
Sampling Date	7/27/2006 0:00		7/27/2006 0:00		7/27/2006 0:00		7/27/2006 0:00	
Matrix	SOLID		SOLID		SOLID		SOLID	
Dilution Factor	1		1		1		1	
Units	mg/l		mg/l		mg/l		mg/l	
TCLP SEMIVOLATILE COMPOUNDS (GC/MS								
o-Cresol	0.04	U	0.04	U	0.04	U	0.04	U
m&p-Cresol	0.04	U	0.04	U	0.04	U	0.04	U
2,4,6-Trichlorophenol	0.04	U	0.04	U	0.04	U	0.04	U
2,4,5-Trichlorophenol	0.04	U	0.04	U	0.04	U	0.04	U
Pentachlorophenol	0.12	U	0.12	U	0.12	U	0.12	U
1,4-Dichlorobenzene	0.04	U	0.04	U	0.04	U	0.04	U
Hexachloroethane	0.004	U	0.004	U	0.004	U	0.004	U
Nitrobenzene	0.004	U	0.004	U	0.004	U	0.004	U
Hexachlorobutadiene	0.008	U	0.008	U	0.008	U	0.008	U
2,4-Dinitrotoluene	0.008	U	0.008	U	0.008	U	0.008	U
Hexachlorobenzene	0.004	U	0.004	U	0.004	U	0.004	U
Pyridine	0.04	U	0.04	U	0.04	U	0.04	U

NR - Not analyzed.

U - The compound was not detected at the indi(

J - Data indicates the presence of a compound
The concentration given is an approximate v(

B - The analyte was found in the laboratory blar

Generated on 8/17/2006 10:59:16 AM

SEVERN TRENT STL

SUMMARY OF ANALYTICAL RESULTS: V080

Sample ID	115-WC-WP9-Comp1		115-WC-WP9-Comp2		115-WC-WP9-Comp3		115-WC-WP9-Comp4		115-WC-WP9-Comp5	
Lab Sample No.	758747		758748		758749		758750		758751	
Sampling Date	7/27/2006 0:00		7/27/2006 0:00		7/27/2006 0:00		7/27/2006 0:00		7/27/2006 0:00	
Matrix	SOLID		SOLID		SOLID		SOLID		SOLID	
Dilution Factor	1		1		1		1		1	
Units	mg/l		mg/l		mg/l		mg/l		mg/l	
TCLP PESTICIDES/PCBs										
gamma-BHC (Lindane)	0.0005	U	0.0005	U	0.0005	U	0.0005	U	0.0005	U
Chlordane	0.005	U	0.005	U	0.005	U	0.005	U	0.005	U
Endrin	0.0005	U	0.0005	U	0.0005	U	0.0005	U	0.0005	U
Heptachlor	0.0005	U	0.0005	U	0.0005	U	0.0005	U	0.0005	U
Heptachlor epoxide	0.0005	U	0.0005	U	0.0005	U	0.0005	U	0.0005	U
Methoxychlor	0.0005	U	0.0005	U	0.0005	U	0.0005	U	0.0005	U
Toxaphene	0.005	U	0.005	U	0.005	U	0.005	U	0.005	U

NR - Not analyzed.

U - The compound was not detected at the indicated concentration.

J - Data indicates the presence of a compound that meets the identification criteria. The result is less than the quantitation limit but greater than zero. The concentration given is an approximate value.

B - The analyte was found in the laboratory blank as well as the sample. This indicates possible laboratory contamination of the sample.

P - For dual column analysis, the percent difference between the quantitated concentrations on the two columns is greater than 40%

* - For dual column analysis, the lowest quantitated concentration is being reported due to coeluting interference.

Generated on 8/17/2006 10:59:17 AM

SEVERN TRENT STL

SUMMARY OF ANALYTICAL RESULTS: V08(

Sample ID	115-WC-WP9-Comp6		115-WC-WP9-Comp7		115-WC-WP9-Comp8		115-WC-WP9-Comp9	
Lab Sample No.	758752		758753		758754		758755	
Sampling Date	7/27/2006 0:00		7/27/2006 0:00		7/27/2006 0:00		7/27/2006 0:00	
Matrix	SOLID		SOLID		SOLID		SOLID	
Dilution Factor	1		1		1		1	
Units	mg/l		mg/l		mg/l		mg/l	
TCLP PESTICIDES/PCBs								
gamma-BHC (Lindane)	0.0005	U	0.0005	U	0.0005	U	0.0005	U
Chlordane	0.005	U	0.005	U	0.005	U	0.005	U
Endrin	0.0005	U	0.0005	U	0.0005	U	0.0005	U
Heptachlor	0.0005	U	0.0005	U	0.0005	U	0.0005	U
Heptachlor epoxide	0.0005	U	0.0005	U	0.0005	U	0.0005	U
Methoxychlor	0.0005	U	0.0005	U	0.0005	U	0.0005	U
Toxaphene	0.005	U	0.005	U	0.005	U	0.005	U

NR - Not analyzed.
U - The compound was not detected at the indi
J - Data indicates the presence of a compound
The concentration given is an approximate v
B - The analyte was found in the laboratory bla
P - For dual column analysis, the percent differ
* - For dual column analysis, the lowest quantit

Generated on 8/17/2006 10:59:17 AM

SEVERN TRENT STL

SUMMARY OF ANALYTICAL RESULTS: V080

The Action Levels listed reflect current STL Edison knowledge of the standards and are intended as general guidance for the user. Please consult appropriate regulations and cleanup standards for your specific application.

Sample ID	NJ Residential	NJ Non-Residential	NJ Impact to	115-WC-WP9-Comp1		115-WC-WP9-Comp2		115-WC-WP9-Comp3	
Lab Sample No.	Direct Contact	Direct Contact	Ground Water	758747		758748		758749	
Sampling Date	Soil Cleanup	Soil Cleanup	Soil Cleanup	7/27/2006 0:00		7/27/2006 0:00		7/27/2006 0:00	
Matrix	Criteria	Criteria	Criteria	SOLID		SOLID		SOLID	
Dilution Factor				1		1		1	
Units	mg/kg	mg/kg	mg/kg	mg/kg		mg/kg		mg/kg	
PESTICIDES/PCBs									
Aroclor-1016	0.49	2	50	0.082	U	0.08	U	0.08	U
Aroclor-1221	0.49	2	50	0.082	U	0.08	U	0.08	U
Aroclor-1232	0.49	2	50	0.082	U	0.08	U	0.08	U
Aroclor-1242	0.49	2	50	0.082	U	0.08	U	0.08	U
Aroclor-1248	0.49	2	50	0.082	U	0.08	U	0.27	
Aroclor-1254	0.49	2	50	0.28		0.08	U	0.08	U
Aroclor-1260	0.49	2	50	0.2		0.08	U	0.08	U
Aroclor-1262	NA	NA	NA	0.082	U	0.08	U	0.08	U
Aroclor-1268	NA	NA	NA	0.082	U	0.08	U	0.08	U

NR - Not analyzed.

U - The compound was not detected at the indicated concentration.

J - Data indicates the presence of a compound that meets the identification criteria. The result is less than the quantitation limit but greater than zero. The concentration given is an approximate value.

B - The analyte was found in the laboratory blank as well as the sample. This indicates possible laboratory contamination of the sample.

P - For dual column analysis, the percent difference between the quantitated concentrations on the two columns is greater than 40%

* - For dual column analysis, the lowest quantitated concentration is being reported due to coeluting interference.

Generated on 8/17/2006 10:59:18 AM

SEVERN TRENT STL

SUMMARY OF ANALYTICAL RESULTS: V08(

The Action Levels listed reflect current STL I
guidance for the user. Please consult appro

Sample ID	115-WC-WP9-Comp4		115-WC-WP9-Comp5		115-WC-WP9-Comp6		115-WC-WP9-Comp7		115-WC-WP9-Comp8	
Lab Sample No.	758750		758751		758752		758753		758754	
Sampling Date	7/27/2006 0:00		7/27/2006 0:00		7/27/2006 0:00		7/27/2006 0:00		7/27/2006 0:00	
Matrix	SOLID		SOLID		SOLID		SOLID		SOLID	
Dilution Factor	1		1		1		1		1	
Units	mg/kg		mg/kg		mg/kg		mg/kg		mg/kg	
PESTICIDES/PCBs										
Aroclor-1016	0.083	U	0.084	U	0.083	U	0.083	U	0.084	U
Aroclor-1221	0.083	U	0.084	U	0.083	U	0.083	U	0.084	U
Aroclor-1232	0.083	U	1		1.4		0.25		0.084	U
Aroclor-1242	0.083	U	0.084	U	0.083	U	0.083	U	0.32	
Aroclor-1248	0.32		0.084	U	0.083	U	0.083	U	0.084	U
Aroclor-1254	0.083	U	0.47		0.55		0.18		0.34	
Aroclor-1260	0.14		0.2		0.29		0.083	U	0.2	
Aroclor-1262	0.083	U	0.084	U	0.083	U	0.083	U	0.084	U
Aroclor-1268	0.083	U	0.084	U	0.083	U	0.083	U	0.084	U

NR - Not analyzed.
U - The compound was not detected at the indi
J - Data indicates the presence of a compound
The concentration given is an approximate v
B - The analyte was found in the laboratory blar
P - For dual column analysis, the percent differ
* - For dual column analysis, the lowest quantit

Generated on 8/17/2006 10:59:18 AM

SEVERN TRENT STL

SUMMARY OF ANALYTICAL RESULTS: V08(

The Action Levels listed reflect current STL I
guidance for the user. Please consult appro|

Sample ID	115-WC-WP9-Comp9	
Lab Sample No.	758755	
Sampling Date	7/27/2006 0:00	
Matrix	SOLID	
Dilution Factor	1	
Units	mg/kg	
PESTICIDES/PCBs		
Aroclor-1016	0.086	U
Aroclor-1221	0.086	U
Aroclor-1232	0.51	
Aroclor-1242	0.086	U
Aroclor-1248	0.086	U
Aroclor-1254	0.3	
Aroclor-1260	0.14	
Aroclor-1262	0.086	U
Aroclor-1268	0.086	U

NR - Not analyzed.
U - The compound was not detected at the indi(
J - Data indicates the presence of a compound
The concentration given is an approximate v:
B - The analyte was found in the laboratory blar
P - For dual column analysis, the percent differ(
* - For dual column analysis, the lowest quantit:

Generated on 8/17/2006 10:59:18 AM

SEVERN TRENT STL

SUMMARY OF ANALYTICAL RESULTS: V08(

Sample ID	115-WC-WP9-Comp6		115-WC-WP9-Comp7		115-WC-WP9-Comp8		115-WC-WP9-Comp9	
Lab Sample No.	758752		758753		758754		758755	
Sampling Date	7/27/2006 0:00		7/27/2006 0:00		7/27/2006 0:00		7/27/2006 0:00	
Matrix	SOLID		SOLID		SOLID		SOLID	
Dilution Factor	1		1		1		1	
Units	mg/l		mg/l		mg/l		mg/l	
TCLP Herbicides								
2,4-D	0.08	U	0.08	U	0.08	U	0.08	U
2,4,5-TP (Silvex)	0.08	U	0.08	U	0.08	U	0.08	U

NR - Not analyzed.
U - The compound was not detected at the indi(
J - Data indicates the presence of a compound
The concentration given is an approximate v(
B - The analyte was found in the laboratory blar
P - For dual column analysis, the percent differ(
* - For dual column analysis, the lowest quantit(

Michael J Urban
Laboratory Director

SEVERN TRENT STL

SUMMARY OF ANALYTICAL RESULTS: V080

Sample ID	115-WC-WP9-Comp1		115-WC-WP9-Comp2		115-WC-WP9-Comp3		115-WC-WP9-Comp4		115-WC-WP9-Comp5	
Lab Sample No.	758747		758748		758749		758750		758751	
Sampling Date	7/27/2006 0:00		7/27/2006 0:00		7/27/2006 0:00		7/27/2006 0:00		7/27/2006 0:00	
Matrix	SOLID		SOLID		SOLID		SOLID		SOLID	
Dilution Factor	1		1		1		1		1	
Units	mg/l		mg/l		mg/l		mg/l		mg/l	
TCLP Herbicides										
2,4-D	0.08	U	0.08	U	0.08	U	0.08	U	0.08	U
2,4,5-TP (Silvex)	0.08	U	0.08	U	0.08	U	0.08	U	0.08	U

NR - Not analyzed.

U - The compound was not detected at the indicated concentration.

J - Data indicates the presence of a compound that meets the identification criteria. The result is less than the quantitation limit but greater than zero. The concentration given is an approximate value.

B - The analyte was found in the laboratory blank as well as the sample. This indicates possible laboratory contamination of the sample.

P - For dual column analysis, the percent difference between the quantitated concentrations on the two columns is greater than 40%

* - For dual column analysis, the lowest quantitated concentration is being reported due to coeluting interference.

Michael J Urban
Laboratory Director

SEVERN TRENT STL

SUMMARY OF ANALYTICAL RESULTS: V080

The Action Levels listed reflect current STL Edison knowledge of the standards and are intended as general guidance for the user. Please consult appropriate regulations and cleanup standards for your specific application.

Sample ID	NJ Residential	NJ Non-Residential	NJ Impact to	115-WC-WP9-Comp1		115-WC-WP9-Comp2		115-WC-WP9-Comp3	
Lab Sample No.	Direct Contact	Direct Contact	Ground Water	758747		758748		758749	
Sampling Date	Soil Cleanup	Soil Cleanup	Soil Cleanup	7/27/2006 0:00		7/27/2006 0:00		7/27/2006 0:00	
Matrix	Criteria	Criteria	Criteria	SOLID		SOLID		SOLID	
Dilution Factor									
Units									
WET CHEMISTRY									
Ignitability (deg F)	NA	NA	NA	Non-ignitable		Non-ignitable		Non-ignitable	
Reactive Cyanide (mg/kg)	NA	NA	NA	25	U	25	U	25	U
Reactive Sulfide (mg/kg)	NA	NA	NA	20	U	20	U	20	U
Corrosivity (std units)	NA	NA	NA	10.79		10.19		10.74	
Total Petroleum Hydrocarbons (418.1) (mg/kg)	NA	NA	NA	2960		2170		2500	
Chromium VI (mg/kg)	NA	NA	NA	25.3		24.1		10	

NR - Not analyzed.

U - The compound was not detected at the indicated concentration.

Generated on 8/17/2006 10:59:28 AM

SEVERN TRENT STL

SUMMARY OF ANALYTICAL RESULTS: V08(

The Action Levels listed reflect current STL I
guidance for the user. Please consult appro

Sample ID	115-WC-WP9-Comp4		115-WC-WP9-Comp5		115-WC-WP9-Comp6		115-WC-WP9-Comp7		115-WC-WP9-Comp8	
Lab Sample No.	758750		758751		758752		758753		758754	
Sampling Date	7/27/2006 0:00		7/27/2006 0:00		7/27/2006 0:00		7/27/2006 0:00		7/27/2006 0:00	
Matrix	SOLID		SOLID		SOLID		SOLID		SOLID	
Dilution Factor										
Units										
WET CHEMISTRY										
Ignitability (deg F)	Non-ignitable		Non-ignitable		Non-ignitable		Non-ignitable		Non-ignitable	
Reactive Cyanide (mg/kg)	25	U	25	U	25	U	25	U	25	U
Reactive Sulfide (mg/kg)	20	U	20	U	20	U	20	U	20	U
Corrosivity (std units)	10.89		10.94		11.16		10.87		11.04	
Total Petroleum Hydrocarbons (418.1) (mg/kg)	1890		2220		2520		2070		1600	
Chromium VI (mg/kg)	14.4		17.5		27.1		27		46.3	

NR - Not analyzed.
U - The compound was not detected at the indi

Generated on 8/17/2006 10:59:28 AM

SEVERN TRENT STL

SUMMARY OF ANALYTICAL RESULTS: V08(

The Action Levels listed reflect current STL I
guidance for the user. Please consult appro|

Sample ID	115-WC-WP9-Comp9	
Lab Sample No.	758755	
Sampling Date	7/27/2006 0:00	
Matrix	SOLID	
Dilution Factor		
Units		
WET CHEMISTRY		
Ignitability (deg F)	Non-Ignitable	
Reactive Cyanide (mg/kg)	25	U
Reactive Sulfide (mg/kg)	20	U
Corrosivity (std units)	10.8	
Total Petroleum Hydrocarbons (418.1) (mg/kg)	2160	
Chromium VI (mg/kg)	43.5	

NR - Not analyzed.
U - The compound was not detected at the indi(

Generated on 8/17/2006 10:59:28 AM

WASTE MANAGEMENT

GENERATOR'S WASTE PROFILE SHEET

PLEASE PRINT IN INK OR TYPE

Service Agreeement on File? ☐ Yes ☐ No Profile Number: WMI

Renewal Date: _____

A. Waste Generator Information

1. Generator Name: HONEYWELL INTERNATIONAL
2. SIC Code: N/A
3. Facility Street Address: 441-ROUTE 440
4. Phone: 973-455-2175
5. Facility City: JERSEY CITY
6. State/Province: NEW JERSEY
7. Zip/Postal Code: 07305
8. Generator USEPA/Federal ID #: NJD986581437
9. County: HUDSON
10. State/Province ID #: NEW JERSEY
11. Customer Name: HONEYWELL INTERNATIONAL
12. Customer Phone: 973-455-2175
13. Customer Contact: WILLIAM J. HAGUE
14. Customer Fax: 973-455-2315

B. Waste Stream Information

1. Name of Waste: ID-27 NON HAZARDOUS SOIL
2. State Waste Code: N/A
3. Process Generating Waste: DISPLACED CLEAN IMPORTED FILL MATERIAL WITH CEMENT AND BENTONITE FROM THE CONSTRUCTION OF BARRIER WALL ACTIVITIES.
4. Estimated Annual Volume: 920 ☐ Tons ☒ Yards ☐ Other (specify) _____
5. Personal Protective Equipment Requirements GLOVES
6. Transporter/Transfer Station HORWITH TRUCKING
7. Is this a US Department of Transportation (USDOT) Hazardous Material? (If no, skip 8, 9 & 10) ☐ Yes ☒ No
8. Reportable Quantity (lbs.;kgs.): —
9. Hazardous Class/ID #: —
10. USDOT Shipping Name: —

☒ Check if additional information is attached. Indicate the number of attached pages: ____

C. Generator's Certification (Please check appropriate responses, sign, and date below.)

1.	Is the waste represented by this waste profile sheet a "Hazardous Waste," as defined by USEPA, Canadian, Mexican and/or state/province regulation, in the location where generated or ultimately managed?	☐ Yes	☒ No
2.	Does the waste represented by this waste profile sheet contain regulated radioactive material or regulated concentrations of Polychlorinated Biphenyls (PCBs)?	☐ Yes	☒ No
3.	Does this waste profile sheet and all attachments contain true and accurate descriptions of the waste material?	☒ Yes	☐ No
4.	Has all relevant information within the possession of the Generator regarding known or suspected hazards pertaining to the waste been disclosed to the Contractor?	☒ Yes	☐ No
5.	Is the analytical data attached hereto derived from testing a representative sample in accordance with 40 CFR 261.20 (c) or equivalent rules?	☐ N/A ☒ Yes	☐ No
6.	Will all changes that occur in the character of the waste be identified by the Generator and disclosed to the Contractor prior to providing the waste to the Contractor?	☒ Yes	☐ No

Certification Signature & Date William J. Hague 7/17/06 Title: CONSTRUCTION DIRECTOR

Name (Type or Print): WILLIAM J. HAGUE Customer Name: HONEYWELL INTERNATIONAL.

D. WMI Management's Decision

1. Management Method: ☐ Landfill ☐ Solidify ☐ Bioremediation ☐ Other (specify) _____
2. Proposed Ultimate Management Facility: _____ 3. Hours of Acceptence: _____ ☐ N/A
4. Supplemental Information: _____
5. Precautions, Special Handling Procedures, or Limitations on Approval: _____

Special Waste Decision: ☐ Approved ☐ Disapproved

Salesperson's Signature: _____ Date: _____

Division Approval Signature (Optional): _____ Date: _____

Special Waste Approvals Person Signature _____ Date: _____

60 Kellogg Street,
Jersey City NJ07305
Phone: 201-413-5160
Fax: 201-413-5161

Construction Management Team
Study Area 7

JULY 17, 2006

WM
FILE Co.

NJMC
1 DE KORTE PARK PLAZA
LYNDHURST, NJ 07071
ATTENTION: MR. CHRIS DOUR

SUBJECT: 920 CY OF NON HAZARDOUS SOIL LOCATED AT HONEYWELL (SA-7) FACILITY, 441 ROUTE 440, JERSEY CITY, NJ.

DEAR MR. DOUR,

Enclosed are the following items that are required as part of the NJMC approval process for direct landfill to 1-E landfill. This submittal is for another stockpile that is designated as SCB6 and located at the above reference site. Please note that this material being proposed is the same as the previous submitted profiles for 1-E landfill.

- Waste Management Profile
- Copy of the certified analytical report prepared by STL.
- Spreadsheet of all data results
- Sampling Plan
- Sampling Diagram (Figure 1)
- Generators Indemnification and ID-27 Certification letter

Also, as can be seen on the enclosed **FIGURE 1,** 16 grid samples points reported a TCLP chromium result above the hazardous limit of 5 mg/l. These 16 grids are deemed hazardous and will be isolated from the other clean grids prior to disposal to your facility. In order to assure that cross contamination will not occur, a conservative approach of only shipping NJMC soil that contain TCLP chrome concentration below 3 mg/l as indicated on the enclosed **FIGURE 1**. Therefore Honeywell is only proposing to dispose of 920 cubic yards instead of 2,500 to NJMC.

If you should have any question or comments, please do not hesitate to contact me at 201-395-0573 or 609-915-7388.

SINCERELY

DINO CIECONE
SA-7 WASTE MANAGER

CC:

WILLIAM HAGUE (HONEYWELL)
HELEN FAHEY (HONEYWELL)
SA-7 SITE FILE NO: 31.1

Honeywell
P.O. Box 1057
Morristown, NJ 07962-1057

INDEMNIFICATION
(SCB 6)

Date: **July 17, 2006**

Honeywell International warrants that each load delivered to the NJMC 1-E Landfill include only **ID-27 Non Hazardous Soil**. Information on all these wastes has been provided to the NJMC and these wastes are non-hazardous as defined by the New Jersey Department of Environmental Protection under NJAC 7:26-2.13(g)(1)vii. These wastes are generated at **Honeywell International, 441 Route 440 Jersey City New Jersey 07305.**

Honeywell International further agrees to indemnify the New Jersey Meadowlands Commission and the 1-E Landfill operator against any and all claims, losses, or damages caused in whole or in part by breach of this warranty. **Honeywell International** understands that should the Commission or the landfill operator's personnel deem any or all of this material unacceptable at any time it will be rejected.

CERTIFICATION SIGNATURE: _____ TITLE: **Construction Director**

NAME (PRINT): **William J. Hague** COMPANY NAME: **Honeywell International**

Honeywell
P.O. Box 1057
Morristown, NJ 07962-1057

ID 27 CERTIFICATION LETTER (SCB 6)

DATE OF DISPOSAL:_____

CHRISTOPHER L. DOUR, P.E., P.P.
NJ MEADOWLANDS COMMISSION
ERIE LANDFILL
ONE DEKORTE PARK PLAZA
LYNDHURST, NEW JERSEY 07071

RE: NJMC 1-E LANDFILL
ID 27 WASTE DISPOSAL

DEAR MR. DOUR:

This letter is to certify that (**Horwith Trucking**) Vehicle ID (_____)
Insert Hauler's Name NJDEP Decal #
scheduled for delivery today from **Honeywell International, 441 Route 440 Jersey City New Jersey 07305** includes the following materials **ID-27 Non Hazardous Soil**.

We certify that this load contains no RCRA defined hazardous wastes or toxic materials based on representative analytical information and/or MSDS sheets submitted to the Commission. All bags, steel, poly and/or glass containers meet or exceed the RCRA definition for "empty" under RCRA 40 CFR Part 261.7, and all containers are crushed.

MSDS sheets and/or analytical information are on file with the NJ Meadowlands Commission and Waste Management for this material, which certifies that the material is non-hazardous. **Only the materials listed above are contained in this load.**

If you have any further questions regarding these materials or this information, please contact

William J. Hague @ **973-455-2175**
Company Representative telephone number

I understand that should the material contained in the load differ from what is stated above, the load will be rejected, and any costs incurred for reloading the waste will be paid for by

HONEYWELL INTERNATIONAL

SINCERELY, William J. Hague

NAME: WILLIAM J. HAGUE

TITLE: CONSTRUCTION DIRECTOR

WASTE CLASSIFICATION PROTOCOL

STAGED SCB SPOILS
SCB #6
LOCATED AT THE
SA-7 FACILITY
441 ROUTE 440
JERSEY CITY, NEW JERSEY

PREPARED BY:

SA-7 Construction Management Team
60 KELLOGG STREET
JERSEY CITY, NJ 07307
DINO CICCONE

DATE: April 20, 2006
File No: Sampling and Analysis 31.3

1.0 PURPOSE

The purpose of this document is to establish a protocol to characterize the estimated 2,500 cubic yard of stockpiled SCB spoils designated as SCB #6 located at the SA-7 facility in Jersey City, New Jersey. SCB #6 stockpile, is staged in the North central SCB staging area This sampling protocol is to determine if the SCB spoils is acceptable for NJMC soil reuse as landfill cover or direct landfill. The soil must be analyzed for New Jersey Department of Environmental Protection (DEP) ID27 parameters. This includes Toxicity Characteristic Leaching Procedure (TCLP) tests for metals and full organics, RCRA characteristics (ignitability, corrosivity, and reactivity), PCB's, and Total Petroleum Hydrocarbon's (TPH), as well as Herbicides/Pesticides. Additionally total chromium and hexavalent chromium will be performed on the samples.

The results will be compared to RCRA hazardous limit outlined in N.J.A.C 7:26-8.12 Table 1.This sampling protocol will be used by Honeywell to classify the SCB spoils as hazardous or non-hazardous.

2.0 SAMPLE COLLECTION

The key to characterizing the SCB spoils is to determine the appropriate number of representative samples to be collected. The stockpile should be field measure and a volume should be calculated. The New Jersey Department of Environmental Protection (NJDEP) has established a protocol for obtaining representative samples in support of obtaining a letter of classification. Appendix 1 of the NJDEP August 2001 "Waste Classification Request Form and Instructions" manual was used as a reference to develop this protocol. It should be noted that the NJDEP manual is based on Chapter 7 of EPA's guidance document 230/02-89-042, "Methods for Evaluating the Attainment of Cleanup Standards, Volume 1: Soils and Solid Media". Therefore, the NJDEP manual provides an appropriate reference in the development of this sampling protocol. The following definitions have been established for this document:

"Grid": *a unit of waste designated for sampling, the boundary of which extends to three dimensions.*

"Grid Composite": *a sample obtained by compositing the required number of*

samples from a grid on an equal weight basis.

"Area Composite": *a sample obtained by compositing two or more "grid composites", on an equal weight basis at the laboratory, resulting in a sample representing multiple grids.*

1. Divide the stockpiled into 45 equal grids (approximately 55.6 cubic yards per grid).
2. Collect a "grid composite" of 3 discrete samples at random within each of the 45 grids[1].
3. Submit all 45 samples to Seven Trent Laboratory (See **Section 3.0**).

The NJDEP allows the compositing of up to five adjacent homogeneous "grid composite" samples by the laboratory to create an "area composite". The compositing of the "grid composite" into the "area composite" will only be completed after the initial request of TCLP chrome is completed on all 45 "grid composites". Due to the additional level of uncertainty and to have the ability to segregate grids (if necessary) within an effective period of time, "area composites" are not recommended until after the TCLP chrome results are received , for the purposes of this document.

3.0 SAMPLE ANALYSIS, PRESERVATION AND HANDLING

Sample collection, preservation and handling must be performed in accordance with the latest edition of "New Jersey Department of Environmental Protection, Field Procedure Manual (August 2005).

All 45 "grid composite" samples will be analyzed for TCLP Chrome analysis. Once the results are received and reviewed then "area composites" will be created at the laboratory for the following additional parameters.

- TCLP metals and Full Organics
- RCRA Characteristics (Ignitability, Corrosivity and Reactivity)
- PCB's, Herbicides and Pesticides
- Total Petroleum Hydrocarbon's

4.0 SHIPPING AND HANDLING

1 All discrete samples within a grid composite will be homogenized prior to being sent out to the laboratory.

The 45 samples will be shipped from the SA-7 facility in Jersey City, New Jersey to the STL in Edison, New Jersey via STL carrier. All samples are to maintain a 4 degree Celsius temperature during collection and transportation.

5.0 DECONTAMINATION PROCEDURES

All sampling equipment will be decontaminated after each sample collection. The sampling equipment will be decontaminated using the following procedures:

- Scrub in non-phosphate soap solution
- Deionized (DI) water rinse
- 10% Nitric Acid rinse (for inorganics)
- City water rinse
- DI rinse

SCB6 STOCKPILE

TCLP Chromium Result List

Sample ID	Method Id	Date Collected	Result	RL	Qual	Units
115-WC-SCB6-2D	6010B	6/20/2006	3.3	0.015		mg/l
115-WC-SCB6-2E	6010B	6/20/2006	3.5	0.015		mg/l
115-WC-SCB6-3A	6010B	6/20/2006	4.8	0.015		mg/l
115-WC-SCB6-4B	6010B	6/20/2006	1.5	0.015		mg/l
115-WC-SCB6-4C	6010B	6/20/2006	1.6	0.015		mg/l
115-WC-SCB6-4D	6010B	6/20/2006	4.7	0.015		mg/l
115-WC-SCB6-5A	6010B	6/20/2006	3.2	0.015		mg/l
115-WC-SCB6-5B	6010B	6/20/2006	2.5	0.015		mg/l
115-WC-SCB6-5C	6010B	6/20/2006	2.4	0.015		mg/l
115-WC-SCB6-5D	6010B	6/20/2006	4.3	0.015		mg/l
115-WC-SCB6-6A	6010B	6/20/2006	3.9	0.015		mg/l
115-WC-SCB6-6B	6010B	6/20/2006	0.26	0.015		mg/l
115-WC-SCB6-6C	6010B	6/20/2006	0.99	0.015		mg/l
115-WC-SCB6-6D	6010B	6/20/2006	2.1	0.015		mg/l
115-WC-SCB6-6E	6010B	6/20/2006	2.1	0.015		mg/l
115-WC-SCB6-7A	6010B	6/20/2006	0.44	0.015		mg/l
115-WC-SCB6-7B	6010B	6/20/2006	0.9	0.015		mg/l
115-WC-SCB6-7C	6010B	6/20/2006	2.1	0.015		mg/l
115-WC-SCB6-7D	6010B	6/20/2006	0.49	0.015		mg/l
115-WC-SCB6-8A	6010B	6/20/2006	2.9	0.015		mg/l
115-WC-SCB6-8B	6010B	6/20/2006	0.8	0.015		mg/l
115-WC-SCB6-8C	6010B	6/20/2006	0.18	0.015		mg/l
115-WC-SCB6-8D	6010B	6/20/2006	0.38	0.015		mg/l
115-WC-SCB6-8E	6010B	6/20/2006	0.98	0.015		mg/l
115-WC-SCB6-9A	6010B	6/20/2006	1.6	0.015		mg/l
115-WC-SCB6-9B	6010B	6/20/2006	2	0.015		mg/l
115-WC-SCB6-9C	6010B	6/20/2006	1.1	0.015		mg/l
115-WC-SCB6-9D	6010B	6/20/2006	1.3	0.015		mg/l
115-WC-SCB6-9E	6010B	6/20/2006	0.78	0.015		mg/l

SCB6 STOCKPILE

WASTE CHARACTERIZATION RESULT LIST

Sample ID	Method Id	Date Collected	Parameter	Result	RL	Qual	Units
SAMPLE ID: SCB6-COMP5							
115-WC-SCB6Comp5	1030	6/20/2006	Ignitability	Non-ignitable	0		deg F
115-WC-SCB6Comp5	418.1	6/20/2006	Total Petroleum Hydrocarbons	2080	25		mg/kg
115-WC-SCB6Comp5	6010B	6/20/2006	Chromium	886	0.85		mg/kg
115-WC-SCB6Comp5	6010B	6/20/2006	Silver		0.013	U	mg/l
115-WC-SCB6Comp5	6010B	6/20/2006	Arsenic		0.024	U	mg/l
115-WC-SCB6Comp5	6010B	6/20/2006	Barium	0.36	0.0075	B	mg/l
115-WC-SCB6Comp5	6010B	6/20/2006	Cadmium		0.003	U	mg/l
115-WC-SCB6Comp5	6010B	6/20/2006	Chromium	2.8	0.015		mg/l
115-WC-SCB6Comp5	6010B	6/20/2006	Lead		0.013	U	mg/l
115-WC-SCB6Comp5	6010B	6/20/2006	Selenium		0.025	U	mg/l
115-WC-SCB6Comp5	7196A	6/20/2006	Chromium VI	87	5.67		mg/kg
115-WC-SCB6Comp5	7470A	6/20/2006	Mercury		0.0001	U	mg/l
115-WC-SCB6Comp5	8081A	6/20/2006	gamma-BHC (Lindane)		0.0005	U	mg/l
115-WC-SCB6Comp5	8081A	6/20/2006	Chlordane		0.005	U	mg/l
115-WC-SCB6Comp5	8081A	6/20/2006	Endrin		0.0005	U	mg/l
115-WC-SCB6Comp5	8081A	6/20/2006	Heptachlor		0.0005	U	mg/l
115-WC-SCB6Comp5	8081A	6/20/2006	Heptachlor epoxide		0.0005	U	mg/l
115-WC-SCB6Comp5	8081A	6/20/2006	Methoxychlor		0.0005	U	mg/l
115-WC-SCB6Comp5	8081A	6/20/2006	Toxaphene		0.005	U	mg/l
115-WC-SCB6Comp5	8082	6/20/2006	Aroclor-1016		95	U	ug/kg
115-WC-SCB6Comp5	8082	6/20/2006	Aroclor-1221		95	U	ug/kg
115-WC-SCB6Comp5	8082	6/20/2006	Aroclor-1232		95	U	ug/kg
115-WC-SCB6Comp5	8082	6/20/2006	Aroclor-1242		95	U	ug/kg
115-WC-SCB6Comp5	8082	6/20/2006	Aroclor-1248		95	U	ug/kg
115-WC-SCB6Comp5	8082	6/20/2006	Aroclor-1254		95	U	ug/kg
115-WC-SCB6Comp5	8082	6/20/2006	Aroclor-1260		95	U	ug/kg
115-WC-SCB6Comp5	8082	6/20/2006	Aroclor-1262		95	U	ug/kg
115-WC-SCB6Comp5	8082	6/20/2006	Aroclor-1268		95	U	ug/kg
115-WC-SCB6Comp5	8151A	6/20/2006	2,4-D		0.08	U	mg/l
115-WC-SCB6Comp5	8151A	6/20/2006	2,4,5-TP (Silvex)		0.08	U	mg/l
115-WC-SCB6Comp5	8260B	6/20/2006	Vinyl Chloride		0.005	U	mg/l
115-WC-SCB6Comp5	8260B	6/20/2006	1,1-Dichloroethene		0.002	U	mg/l
115-WC-SCB6Comp5	8260B	6/20/2006	Chloroform		0.005	U	mg/l
115-WC-SCB6Comp5	8260B	6/20/2006	1,2-Dichloroethane		0.002	U	mg/l
115-WC-SCB6Comp5	8260B	6/20/2006	Methyl Ethyl Ketone		0.005	U	mg/l
115-WC-SCB6Comp5	8260B	6/20/2006	Carbon Tetrachloride		0.002	U	mg/l
115-WC-SCB6Comp5	8260B	6/20/2006	Trichloroethene		0.001	U	mg/l
115-WC-SCB6Comp5	8260B	6/20/2006	Benzene		0.001	U	mg/l
115-WC-SCB6Comp5	8260B	6/20/2006	Tetrachloroethene		0.001	U	mg/l
115-WC-SCB6Comp5	8260B	6/20/2006	Chlorobenzene		0.005	U	mg/l
115-WC-SCB6Comp5	8270C	6/20/2006	o-Cresol		0.04	U	mg/l
115-WC-SCB6Comp5	8270C	6/20/2006	m&p-Cresol		0.04	U	mg/l
115-WC-SCB6Comp5	8270C	6/20/2006	2,4,6-Trichlorophenol		0.04	U	mg/l
115-WC-SCB6Comp5	8270C	6/20/2006	2,4,5-Trichlorophenol		0.04	U	mg/l
115-WC-SCB6Comp5	8270C	6/20/2006	Pentachlorophenol		0.12	U	mg/l
115-WC-SCB6Comp5	8270C	6/20/2006	1,4-Dichlorobenzene		0.04	U	mg/l
115-WC-SCB6Comp5	8270C	6/20/2006	Hexachloroethane		0.004	U	mg/l
115-WC-SCB6Comp5	8270C	6/20/2006	Nitrobenzene		0.004	U	mg/l
115-WC-SCB6Comp5	8270C	6/20/2006	Hexachlorobutadiene		0.008	U	mg/l
115-WC-SCB6Comp5	8270C	6/20/2006	2,4-Dinitrotoluene		0.008	U	mg/l
115-WC-SCB6Comp5	8270C	6/20/2006	Hexachlorobenzene		0.004	U	mg/l

SCB6 STOCKPILE

WASTE CHARACTERIZATION RESULT LIST

Sample ID	Method Id	Date Collected	Parameter	Result	RL	Qual	Units
115-WC-SCB6Comp5	8270C	6/20/2006	Pyridine		0.04	U	mg/l
115-WC-SCB6Comp5	9040B	6/20/2006	Corrosivity	11.48	0		std units
115-WC-SCB6Comp5	7.3.3	6/20/2006	Reactive Cyanide		25	U	mg/kg
115-WC-SCB6Comp5	7.3.4	6/20/2006	Reactive Sulfide		20	U	mg/kg
SAMPLE ID: SCB6-COMP6							
115-WC-SCB6Comp6	1030	6/20/2006	Ignitability	Non-ignitable	0		deg F
115-WC-SCB6Comp6	418.1	6/20/2006	Total Petroleum Hydrocarbons	2230	25		mg/kg
115-WC-SCB6Comp6	6010B	6/20/2006	Chromium	549	0.82		mg/kg
115-WC-SCB6Comp6	6010B	6/20/2006	Silver		0.013	U	mg/l
115-WC-SCB6Comp6	6010B	6/20/2006	Arsenic		0.024	U	mg/l
115-WC-SCB6Comp6	6010B	6/20/2006	Barium	1.2	0.0075		mg/l
115-WC-SCB6Comp6	6010B	6/20/2006	Cadmium		0.003	U	mg/l
115-WC-SCB6Comp6	6010B	6/20/2006	Chromium	1.5	0.015		mg/l
115-WC-SCB6Comp6	6010B	6/20/2006	Lead		0.013	U	mg/l
115-WC-SCB6Comp6	6010B	6/20/2006	Selenium		0.025	U	mg/l
115-WC-SCB6Comp6	7196A	6/20/2006	Chromium VI	62.5	5.46		mg/kg
115-WC-SCB6Comp6	7470A	6/20/2006	Mercury		0.0001	U	mg/l
115-WC-SCB6Comp6	8081A	6/20/2006	gamma-BHC (Lindane)		0.0005	U	mg/l
115-WC-SCB6Comp6	8081A	6/20/2006	Chlordane		0.005	U	mg/l
115-WC-SCB6Comp6	8081A	6/20/2006	Endrin		0.0005	U	mg/l
115-WC-SCB6Comp6	8081A	6/20/2006	Heptachlor		0.0005	U	mg/l
115-WC-SCB6Comp6	8081A	6/20/2006	Heptachlor epoxide		0.0005	U	mg/l
115-WC-SCB6Comp6	8081A	6/20/2006	Methoxychlor		0.0005	U	mg/l
115-WC-SCB6Comp6	8081A	6/20/2006	Toxaphene		0.005	U	mg/l
115-WC-SCB6Comp6	8082	6/20/2006	Aroclor-1016		91	U	ug/kg
115-WC-SCB6Comp6	8082	6/20/2006	Aroclor-1221		91	U	ug/kg
115-WC-SCB6Comp6	8082	6/20/2006	Aroclor-1232		91	U	ug/kg
115-WC-SCB6Comp6	8082	6/20/2006	Aroclor-1242		91	U	ug/kg
115-WC-SCB6Comp6	8082	6/20/2006	Aroclor-1248		91	U	ug/kg
115-WC-SCB6Comp6	8082	6/20/2006	Aroclor-1254		91	U	ug/kg
115-WC-SCB6Comp6	8082	6/20/2006	Aroclor-1260		91	U	ug/kg
115-WC-SCB6Comp6	8082	6/20/2006	Aroclor-1262		91	U	ug/kg
115-WC-SCB6Comp6	8082	6/20/2006	Aroclor-1268		91	U	ug/kg
115-WC-SCB6Comp6	8151A	6/20/2006	2,4-D		0.08	U	mg/l
115-WC-SCB6Comp6	8151A	6/20/2006	2,4,5-TP (Silvex)		0.08	U	mg/l
115-WC-SCB6Comp6	8260B	6/20/2006	Vinyl Chloride		0.005	U	mg/l
115-WC-SCB6Comp6	8260B	6/20/2006	1,1-Dichloroethene		0.002	U	mg/l
115-WC-SCB6Comp6	8260B	6/20/2006	Chloroform		0.005	U	mg/l
115-WC-SCB6Comp6	8260B	6/20/2006	1,2-Dichloroethane		0.002	U	mg/l
115-WC-SCB6Comp6	8260B	6/20/2006	Methyl Ethyl Ketone		0.005	U	mg/l
115-WC-SCB6Comp6	8260B	6/20/2006	Carbon Tetrachloride		0.002	U	mg/l
115-WC-SCB6Comp6	8260B	6/20/2006	Trichloroethene		0.001	U	mg/l
115-WC-SCB6Comp6	8260B	6/20/2006	Benzene		0.001	U	mg/l
115-WC-SCB6Comp6	8260B	6/20/2006	Tetrachloroethene		0.001	U	mg/l
115-WC-SCB6Comp6	8260B	6/20/2006	Chlorobenzene		0.005	U	mg/l
115-WC-SCB6Comp6	8270C	6/20/2006	o-Cresol		0.04	U	mg/l
115-WC-SCB6Comp6	8270C	6/20/2006	m&p-Cresol		0.04	U	mg/l
115-WC-SCB6Comp6	8270C	6/20/2006	2,4,6-Trichlorophenol		0.04	U	mg/l
115-WC-SCB6Comp6	8270C	6/20/2006	2,4,5-Trichlorophenol		0.04	U	mg/l
115-WC-SCB6Comp6	8270C	6/20/2006	Pentachlorophenol		0.12	U	mg/l
115-WC-SCB6Comp6	8270C	6/20/2006	1,4-Dichlorobenzene		0.04	U	mg/l
115-WC-SCB6Comp6	8270C	6/20/2006	Hexachloroethane		0.004	U	mg/l

SCB6 STOCKPILE

WASTE CHARACTERIZATION RESULT LIST

Sample ID	Method Id	Date Collected	Parameter	Result	RL	Qual	Units
115-WC-SCB6Comp6	8270C	6/20/2006	Nitrobenzene		0.004	U	mg/l
115-WC-SCB6Comp6	8270C	6/20/2006	Hexachlorobutadiene		0.008	U	mg/l
115-WC-SCB6Comp6	8270C	6/20/2006	2,4-Dinitrotoluene		0.008	U	mg/l
115-WC-SCB6Comp6	8270C	6/20/2006	Hexachlorobenzene		0.004	U	mg/l
115-WC-SCB6Comp6	8270C	6/20/2006	Pyridine		0.04	U	mg/l
115-WC-SCB6Comp6	9040B	6/20/2006	Corrosivity	11.74	0		std units
115-WC-SCB6Comp6	7.3.3	6/20/2006	Reactive Cyanide		25	U	mg/kg
115-WC-SCB6Comp6	7.3.4	6/20/2006	Reactive Sulfide		20	U	mg/kg
SAMPLE ID: SCB6-COMP7							
115-WC-SCB6Comp7	1030	6/20/2006	Ignitability	Non-ignitable	0		deg F
115-WC-SCB6Comp7	418.1	6/20/2006	Total Petroleum Hydrocarbons	997	25		mg/kg
115-WC-SCB6Comp7	6010B	6/20/2006	Chromium	686	0.81		mg/kg
115-WC-SCB6Comp7	6010B	6/20/2006	Silver		0.013	U	mg/l
115-WC-SCB6Comp7	6010B	6/20/2006	Arsenic		0.024	U	mg/l
115-WC-SCB6Comp7	6010B	6/20/2006	Barium	0.28	0.0075	B	mg/l
115-WC-SCB6Comp7	6010B	6/20/2006	Cadmium		0.003	U	mg/l
115-WC-SCB6Comp7	6010B	6/20/2006	Chromium	0.85	0.015		mg/l
115-WC-SCB6Comp7	6010B	6/20/2006	Lead		0.013	U	mg/l
115-WC-SCB6Comp7	6010B	6/20/2006	Selenium		0.025	U	mg/l
115-WC-SCB6Comp7	7196A	6/20/2006	Chromium VI	30.1	5.42		mg/kg
115-WC-SCB6Comp7	7470A	6/20/2006	Mercury		0.0001	U	mg/l
115-WC-SCB6Comp7	8081A	6/20/2006	gamma-BHC (Lindane)		0.0005	U	mg/l
115-WC-SCB6Comp7	8081A	6/20/2006	Chlordane		0.005	U	mg/l
115-WC-SCB6Comp7	8081A	6/20/2006	Endrin		0.0005	U	mg/l
115-WC-SCB6Comp7	8081A	6/20/2006	Heptachlor		0.0005	U	mg/l
115-WC-SCB6Comp7	8081A	6/20/2006	Heptachlor epoxide		0.0005	U	mg/l
115-WC-SCB6Comp7	8081A	6/20/2006	Methoxychlor		0.0005	U	mg/l
115-WC-SCB6Comp7	8081A	6/20/2006	Toxaphene		0.005	U	mg/l
115-WC-SCB6Comp7	8082	6/20/2006	Aroclor-1016		91	U	ug/kg
115-WC-SCB6Comp7	8082	6/20/2006	Aroclor-1221		91	U	ug/kg
115-WC-SCB6Comp7	8082	6/20/2006	Aroclor-1232		91	U	ug/kg
115-WC-SCB6Comp7	8082	6/20/2006	Aroclor-1242		91	U	ug/kg
115-WC-SCB6Comp7	8082	6/20/2006	Aroclor-1248		91	U	ug/kg
115-WC-SCB6Comp7	8082	6/20/2006	Aroclor-1254		91	U	ug/kg
115-WC-SCB6Comp7	8082	6/20/2006	Aroclor-1260		91	U	ug/kg
115-WC-SCB6Comp7	8082	6/20/2006	Aroclor-1262		91	U	ug/kg
115-WC-SCB6Comp7	8082	6/20/2006	Aroclor-1268		91	U	ug/kg
115-WC-SCB6Comp7	8151A	6/20/2006	2,4-D		0.08	U	mg/l
115-WC-SCB6Comp7	8151A	6/20/2006	2,4,5-TP (Silvex)		0.08	U	mg/l
115-WC-SCB6Comp7	8260B	6/20/2006	Vinyl Chloride		0.005	U	mg/l
115-WC-SCB6Comp7	8260B	6/20/2006	1,1-Dichloroethene		0.002	U	mg/l
115-WC-SCB6Comp7	8260B	6/20/2006	Chloroform		0.005	U	mg/l
115-WC-SCB6Comp7	8260B	6/20/2006	1,2-Dichloroethane		0.002	U	mg/l
115-WC-SCB6Comp7	8260B	6/20/2006	Methyl Ethyl Ketone		0.005	U	mg/l
115-WC-SCB6Comp7	8260B	6/20/2006	Carbon Tetrachloride		0.002	U	mg/l
115-WC-SCB6Comp7	8260B	6/20/2006	Trichloroethene	0.0022	0.001		mg/l
115-WC-SCB6Comp7	8260B	6/20/2006	Benzene		0.001	U	mg/l
115-WC-SCB6Comp7	8260B	6/20/2006	Tetrachloroethene		0.001	U	mg/l
115-WC-SCB6Comp7	8260B	6/20/2006	Chlorobenzene		0.005	U	mg/l
115-WC-SCB6Comp7	8270C	6/20/2006	o-Cresol		0.04	U	mg/l
115-WC-SCB6Comp7	8270C	6/20/2006	m&p-Cresol		0.04	U	mg/l
115-WC-SCB6Comp7	8270C	6/20/2006	2,4,6-Trichlorophenol		0.04	U	mg/l

SCB6 STOCKPILE

WASTE CHARACTERIZATION RESULT LIST

Sample ID	Method Id	Date Collected	Parameter	Result	RL	Qual	Units
115-WC-SCB6Comp7	8270C	6/20/2006	2,4,5-Trichlorophenol		0.04	U	mg/l
115-WC-SCB6Comp7	8270C	6/20/2006	Pentachlorophenol		0.12	U	mg/l
115-WC-SCB6Comp7	8270C	6/20/2006	1,4-Dichlorobenzene		0.04	U	mg/l
115-WC-SCB6Comp7	8270C	6/20/2006	Hexachloroethane		0.004	U	mg/l
115-WC-SCB6Comp7	8270C	6/20/2006	Nitrobenzene		0.004	U	mg/l
115-WC-SCB6Comp7	8270C	6/20/2006	Hexachlorobutadiene		0.008	U	mg/l
115-WC-SCB6Comp7	8270C	6/20/2006	2,4-Dinitrotoluene		0.008	U	mg/l
115-WC-SCB6Comp7	8270C	6/20/2006	Hexachlorobenzene		0.004	U	mg/l
115-WC-SCB6Comp7	8270C	6/20/2006	Pyridine		0.04	U	mg/l
115-WC-SCB6Comp7	9040B	6/20/2006	Corrosivity	11.63	0		std units
115-WC-SCB6Comp7	7.3.3	6/20/2006	Reactive Cyanide		25	U	mg/kg
115-WC-SCB6Comp7	7.3.4	6/20/2006	Reactive Sulfide		20	U	mg/kg
SAMPLE ID: SCB6-COMP8							
115-WC-SCB6Comp8	1030	6/20/2006	Ignitability	Non-ignitable	0		deg F
115-WC-SCB6Comp8	6010B	6/20/2006	Chromium	610	0.84		mg/kg
115-WC-SCB6Comp8	418.1	6/20/2006	Total Petroleum Hydrocarbons	2770	25		mg/kg
115-WC-SCB6Comp8	6010B	6/20/2006	Silver		0.013	U	mg/l
115-WC-SCB6Comp8	6010B	6/20/2006	Arsenic		0.024	U	mg/l
115-WC-SCB6Comp8	6010B	6/20/2006	Barium	1.5	0.0075		mg/l
115-WC-SCB6Comp8	6010B	6/20/2006	Cadmium		0.003	U	mg/l
115-WC-SCB6Comp8	6010B	6/20/2006	Chromium	2.5	0.015		mg/l
115-WC-SCB6Comp8	6010B	6/20/2006	Lead	0.08	0.013	B	mg/l
115-WC-SCB6Comp8	6010B	6/20/2006	Selenium		0.025	U	mg/l
115-WC-SCB6Comp8	7196A	6/20/2006	Chromium VI	39.4	5.57		mg/kg
115-WC-SCB6Comp8	7470A	6/20/2006	Mercury		0.0001	U	mg/l
115-WC-SCB6Comp8	8081A	6/20/2006	gamma-BHC (Lindane)		0.0005	U	mg/l
115-WC-SCB6Comp8	8081A	6/20/2006	Chlordane		0.005	U	mg/l
115-WC-SCB6Comp8	8081A	6/20/2006	Endrin		0.0005	U	mg/l
115-WC-SCB6Comp8	8081A	6/20/2006	Heptachlor		0.0005	U	mg/l
115-WC-SCB6Comp8	8081A	6/20/2006	Heptachlor epoxide		0.0005	U	mg/l
115-WC-SCB6Comp8	8081A	6/20/2006	Methoxychlor		0.0005	U	mg/l
115-WC-SCB6Comp8	8081A	6/20/2006	Toxaphene		0.005	U	mg/l
115-WC-SCB6Comp8	8082	6/20/2006	Aroclor-1016		93	U	ug/kg
115-WC-SCB6Comp8	8082	6/20/2006	Aroclor-1221		93	U	ug/kg
115-WC-SCB6Comp8	8082	6/20/2006	Aroclor-1232		93	U	ug/kg
115-WC-SCB6Comp8	8082	6/20/2006	Aroclor-1242		93	U	ug/kg
115-WC-SCB6Comp8	8082	6/20/2006	Aroclor-1248		93	U	ug/kg
115-WC-SCB6Comp8	8082	6/20/2006	Aroclor-1254		93	U	ug/kg
115-WC-SCB6Comp8	8082	6/20/2006	Aroclor-1260		93	U	ug/kg
115-WC-SCB6Comp8	8082	6/20/2006	Aroclor-1262		93	U	ug/kg
115-WC-SCB6Comp8	8082	6/20/2006	Aroclor-1268		93	U	ug/kg
115-WC-SCB6Comp8	8151A	6/20/2006	2,4-D		0.08	U	mg/l
115-WC-SCB6Comp8	8151A	6/20/2006	2,4,5-TP (Silvex)		0.08	U	mg/l
115-WC-SCB6Comp8	8260B	6/20/2006	Vinyl Chloride		0.005	U	mg/l
115-WC-SCB6Comp8	8260B	6/20/2006	1,1-Dichloroethene		0.002	U	mg/l
115-WC-SCB6Comp8	8260B	6/20/2006	Chloroform		0.005	U	mg/l
115-WC-SCB6Comp8	8260B	6/20/2006	1,2-Dichloroethane		0.002	U	mg/l
115-WC-SCB6Comp8	8260B	6/20/2006	Methyl Ethyl Ketone		0.005	U	mg/l
115-WC-SCB6Comp8	8260B	6/20/2006	Carbon Tetrachloride		0.002	U	mg/l
115-WC-SCB6Comp8	8260B	6/20/2006	Trichloroethene		0.001	U	mg/l
115-WC-SCB6Comp8	8260B	6/20/2006	Benzene		0.001	U	mg/l
115-WC-SCB6Comp8	8260B	6/20/2006	Tetrachloroethene		0.001	U	mg/l

SCB6 STOCKPILE

WASTE CHARACTERIZATION RESULT LIST

Sample ID	Method Id	Date Collected	Parameter	Result	RL	Qual	Units
115-WC-SCB6Comp8	8260B	6/20/2006	Chlorobenzene		0.005	U	mg/l
115-WC-SCB6Comp8	8270C	6/20/2006	o-Cresol		0.04	U	mg/l
115-WC-SCB6Comp8	8270C	6/20/2006	m&p-Cresol		0.04	U	mg/l
115-WC-SCB6Comp8	8270C	6/20/2006	2,4,6-Trichlorophenol		0.04	U	mg/l
115-WC-SCB6Comp8	8270C	6/20/2006	2,4,5-Trichlorophenol		0.04	U	mg/l
115-WC-SCB6Comp8	8270C	6/20/2006	Pentachlorophenol		0.12	U	mg/l
115-WC-SCB6Comp8	8270C	6/20/2006	1,4-Dichlorobenzene		0.04	U	mg/l
115-WC-SCB6Comp8	8270C	6/20/2006	Hexachloroethane		0.004	U	mg/l
115-WC-SCB6Comp8	8270C	6/20/2006	Nitrobenzene		0.004	U	mg/l
115-WC-SCB6Comp8	8270C	6/20/2006	Hexachlorobutadiene		0.008	U	mg/l
115-WC-SCB6Comp8	8270C	6/20/2006	2,4-Dinitrotoluene		0.008	U	mg/l
115-WC-SCB6Comp8	8270C	6/20/2006	Hexachlorobenzene		0.004	U	mg/l
115-WC-SCB6Comp8	8270C	6/20/2006	Pyridine		0.04	U	mg/l
115-WC-SCB6Comp8	9040B	6/20/2006	Corrosivity	11.63	0		std units
115-WC-SCB6Comp8	7.3.3	6/20/2006	Reactive Cyanide		25	U	mg/kg
115-WC-SCB6Comp8	7.3.4	6/20/2006	Reactive Sulfide		20	U	mg/kg
SAMPLE ID: SCB6-COMP9							
115-WC-SCB6Comp9	1030	6/20/2006	Ignitability	Non-ignitable	0		deg F
115-WC-SCB6Comp9	418.1	6/20/2006	Total Petroleum Hydrocarbons	1300	25		mg/kg
115-WC-SCB6Comp9	6010B	6/20/2006	Chromium	762	0.79		mg/kg
115-WC-SCB6Comp9	6010B	6/20/2006	Silver		0.013	U	mg/l
115-WC-SCB6Comp9	6010B	6/20/2006	Arsenic		0.024	U	mg/l
115-WC-SCB6Comp9	6010B	6/20/2006	Barium	0.3	0.0075	B	mg/l
115-WC-SCB6Comp9	6010B	6/20/2006	Cadmium		0.003	U	mg/l
115-WC-SCB6Comp9	6010B	6/20/2006	Chromium	1.5	0.015		mg/l
115-WC-SCB6Comp9	6010B	6/20/2006	Lead		0.013	U	mg/l
115-WC-SCB6Comp9	6010B	6/20/2006	Selenium		0.025	U	mg/l
115-WC-SCB6Comp9	7196A	6/20/2006	Chromium VI	67.9	5.24		mg/kg
115-WC-SCB6Comp9	7470A	6/20/2006	Mercury		0.0001	U	mg/l
115-WC-SCB6Comp9	8081A	6/20/2006	gamma-BHC (Lindane)		0.0005	U	mg/l
115-WC-SCB6Comp9	8081A	6/20/2006	Chlordane		0.005	U	mg/l
115-WC-SCB6Comp9	8081A	6/20/2006	Endrin		0.0005	U	mg/l
115-WC-SCB6Comp9	8081A	6/20/2006	Heptachlor		0.0005	U	mg/l
115-WC-SCB6Comp9	8081A	6/20/2006	Heptachlor epoxide		0.0005	U	mg/l
115-WC-SCB6Comp9	8081A	6/20/2006	Methoxychlor		0.0005	U	mg/l
115-WC-SCB6Comp9	8081A	6/20/2006	Toxaphene		0.005	U	mg/l
115-WC-SCB6Comp9	8082	6/20/2006	Aroclor-1016		88	U	ug/kg
115-WC-SCB6Comp9	8082	6/20/2006	Aroclor-1221		88	U	ug/kg
115-WC-SCB6Comp9	8082	6/20/2006	Aroclor-1232		88	U	ug/kg
115-WC-SCB6Comp9	8082	6/20/2006	Aroclor-1242		88	U	ug/kg
115-WC-SCB6Comp9	8082	6/20/2006	Aroclor-1248		88	U	ug/kg
115-WC-SCB6Comp9	8082	6/20/2006	Aroclor-1254		88	U	ug/kg
115-WC-SCB6Comp9	8082	6/20/2006	Aroclor-1260		88	U	ug/kg
115-WC-SCB6Comp9	8082	6/20/2006	Aroclor-1262		88	U	ug/kg
115-WC-SCB6Comp9	8082	6/20/2006	Aroclor-1268		88	U	ug/kg
115-WC-SCB6Comp9	8151A	6/20/2006	2,4-D		0.08	U	mg/l
115-WC-SCB6Comp9	8151A	6/20/2006	2,4,5-TP (Silvex)		0.08	U	mg/l
115-WC-SCB6Comp9	8260B	6/20/2006	Vinyl Chloride		0.005	U	mg/l
115-WC-SCB6Comp9	8260B	6/20/2006	1,1-Dichloroethene		0.002	U	mg/l
115-WC-SCB6Comp9	8260B	6/20/2006	Chloroform		0.005	U	mg/l
115-WC-SCB6Comp9	8260B	6/20/2006	1,2-Dichloroethane		0.002	U	mg/l
115-WC-SCB6Comp9	8260B	6/20/2006	Methyl Ethyl Ketone		0.005	U	mg/l

SCB6 STOCKPILE

WASTE CHARACTERIZATION RESULT LIST

Sample ID	Method Id	Date Collected	Parameter	Result	RL	Qual	Units
115-WC-SCB6Comp9	8260B	6/20/2006	Carbon Tetrachloride		0.002	U	mg/l
115-WC-SCB6Comp9	8260B	6/20/2006	Trichloroethene		0.001	U	mg/l
115-WC-SCB6Comp9	8260B	6/20/2006	Benzene		0.001	U	mg/l
115-WC-SCB6Comp9	8260B	6/20/2006	Tetrachloroethene		0.001	U	mg/l
115-WC-SCB6Comp9	8260B	6/20/2006	Chlorobenzene		0.005	U	mg/l
115-WC-SCB6Comp9	8270C	6/20/2006	o-Cresol		0.04	U	mg/l
115-WC-SCB6Comp9	8270C	6/20/2006	m&p-Cresol		0.04	U	mg/l
115-WC-SCB6Comp9	8270C	6/20/2006	2,4,6-Trichlorophenol		0.04	U	mg/l
115-WC-SCB6Comp9	8270C	6/20/2006	2,4,5-Trichlorophenol		0.04	U	mg/l
115-WC-SCB6Comp9	8270C	6/20/2006	Pentachlorophenol		0.12	U	mg/l
115-WC-SCB6Comp9	8270C	6/20/2006	1,4-Dichlorobenzene		0.04	U	mg/l
115-WC-SCB6Comp9	8270C	6/20/2006	Hexachloroethane		0.004	U	mg/l
115-WC-SCB6Comp9	8270C	6/20/2006	Nitrobenzene		0.004	U	mg/l
115-WC-SCB6Comp9	8270C	6/20/2006	Hexachlorobutadiene		0.008	U	mg/l
115-WC-SCB6Comp9	8270C	6/20/2006	2,4-Dinitrotoluene		0.008	U	mg/l
115-WC-SCB6Comp9	8270C	6/20/2006	Hexachlorobenzene		0.004	U	mg/l
115-WC-SCB6Comp9	8270C	6/20/2006	Pyridine		0.04	U	mg/l
115-WC-SCB6Comp9	9040B	6/20/2006	Corrosivity	11.53	0		std units
115-WC-SCB6Comp9	7.3.3	6/20/2006	Reactive Cyanide		25	U	mg/kg
115-WC-SCB6Comp9	7.3.4	6/20/2006	Reactive Sulfide		20	U	mg/kg

Table Notes:

U - The compound was not detected at the indicated Method of Detection Limit (MDL)

J - Mass spectral data indicates the presence of a compound that meets the identification criteria. The results is less than the specified quantitation limit but greater than or equal to the method of detection limit. The concentration given is an approximate value.

B - Reported value is less than the practical Quantitation Limit but greater than or equal to the Instrument Detection Limit.

Shaded area represents sample result exceeded the TCLP hazardous limit of 5mg/l for Chromium

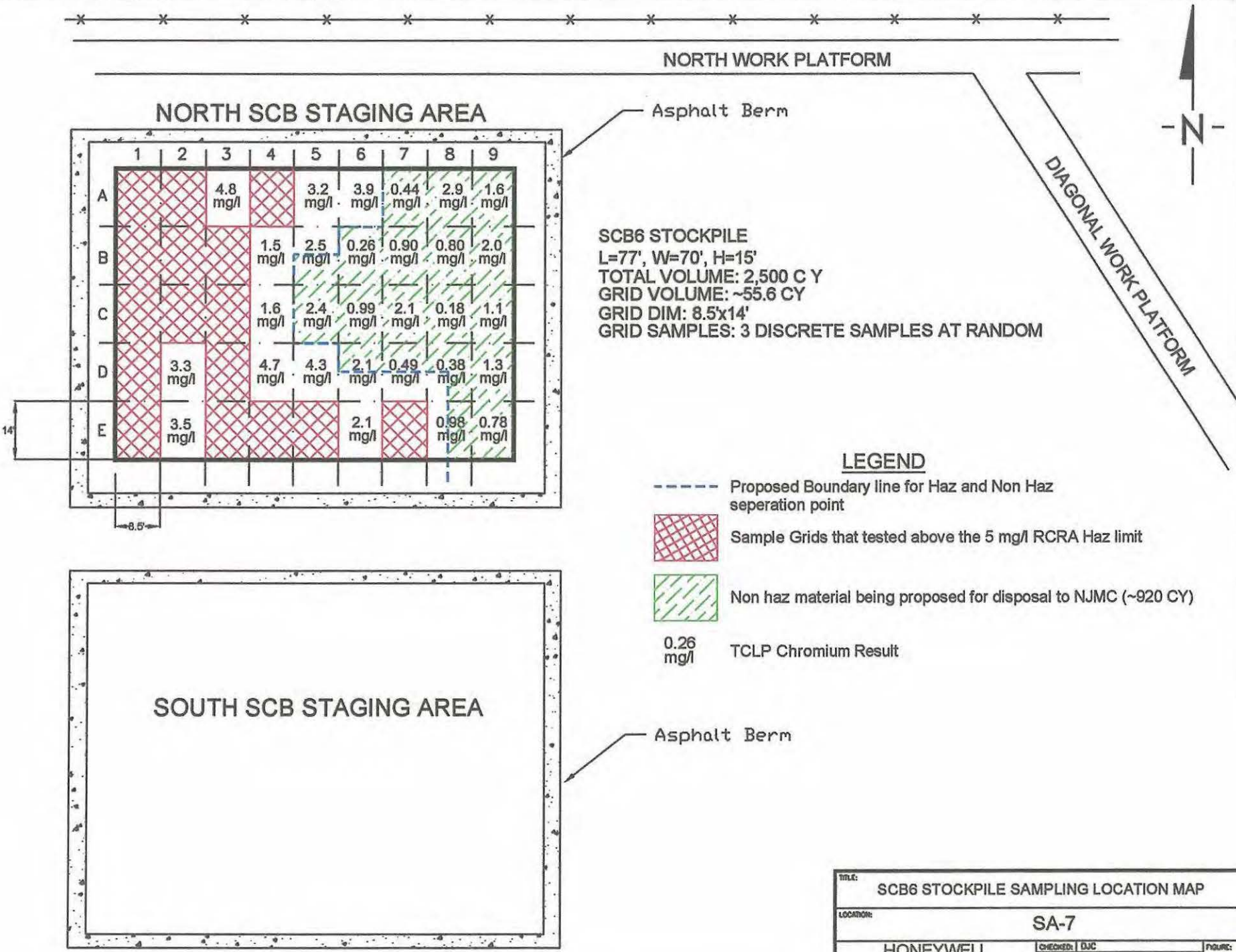

TITLE:	SCB6 STOCKPILE SAMPLING LOCATION MAP
LOCATION:	SA-7
HONEYWELL 441 ROUTE 440 JERSEY CITY NJ, 07305	CHECKED: DJC DRAFTED: DJC FILE: SCB6_042006 DATE: 4/20/06
FIGURE:	1

STL

SUMMARY OF ANALYTICAL RESULTS: T523

Sample ID	115-WC-SCB6Comp5		115-WC-SCB6Comp6		115-WC-SCB6Comp7		115-WC-SCB6Comp8		115-WC-SCB6Comp9	
Lab Sample No.	748906		748907		748908		748909		748910	
Sampling Date	6/20/2006 0:00		6/20/2006 0:00		6/20/2006 0:00		6/20/2006 0:00		6/20/2006 0:00	
Matrix	SOLID		SOLID		SOLID		SOLID		SOLID	
Dilution Factor	1		1		1		1		1	
Units	mg/l		mg/l		mg/l		mg/l		mg/l	
TCLP VOLATILE COMPOUNDS (GC/MS)										
Vinyl Chloride	0.005	U	0.005	U	0.005	U	0.005	U	0.005	U
1,1-Dichloroethene	0.002	U	0.002	U	0.002	U	0.002	U	0.002	U
Chloroform	0.005	U	0.005	U	0.005	U	0.005	U	0.005	U
1,2-Dichloroethane	0.002	U	0.002	U	0.002	U	0.002	U	0.002	U
Methyl Ethyl Ketone	0.005	U	0.005	U	0.005	U	0.005	U	0.005	U
Carbon Tetrachloride	0.002	U	0.002	U	0.002	U	0.002	U	0.002	U
Trichloroethene	0.001	U	0.001	U	0.0022		0.001	U	0.001	U
Benzene	0.001	U	0.001	U	0.001	U	0.001	U	0.001	U
Tetrachloroethene	0.001	U	0.001	U	0.001	U	0.001	U	0.001	U
Chlorobenzene	0.005	U	0.005	U	0.005	U	0.005	U	0.005	U

NR - Not analyzed.

U - The compound was not detected at the indicated concentration.

J - Data indicates the presence of a compound that meets the identification criteria. The result is less than the quantitation limit but greater than zero. The concentration given is an approximate value.

B - The analyte was found in the laboratory blank as well as the sample. This indicates possible laboratory contamination of the sample.

7/13/06

Michael J Urban
Laboratory Director

STL

SUMMARY OF ANALYTICAL RESULTS: T523

Sample ID	115-WC-SCB6Comp5	115-WC-SCB6Comp6	115-WC-SCB6Comp7	115-WC-SCB6Comp8	115-WC-SCB6Comp9
Lab Sample No.	748906	748907	748908	748909	748910
Sampling Date	6/20/2006 0:00	6/20/2006 0:00	6/20/2006 0:00	6/20/2006 0:00	6/20/2006 0:00
Matrix	SOLID	SOLID	SOLID	SOLID	SOLID
Dilution Factor	1	1	1	1	1
Units	mg/l	mg/l	mg/l	mg/l	mg/l
TCLP VOLATILE COMPOUNDS (GC/MS)					

Generated on 7/13/2006 10:56:08 AM

[redacted] STL

SUMMARY OF ANALYTICAL RESULTS: T523

Sample ID	115-WC-SCB6Comp5	115-WC-SCB6Comp6	115-WC-SCB6Comp7	115-WC-SCB6Comp8	115-WC-SCB6Comp9
Lab Sample No.	748906	748907	748908	748909	748910
Sampling Date	6/20/2006 0:00	6/20/2006 0:00	6/20/2006 0:00	6/20/2006 0:00	6/20/2006 0:00
Matrix	SOLID	SOLID	SOLID	SOLID	SOLID
Dilution Factor	2	2	2	2	2
Units	mg/kg	mg/kg	mg/kg	mg/kg	mg/kg
METALS					
Chromium	886	549	686	610	762

NR - Not analyzed.

U - The compound was not detected at the indicated concentration.

B - Reported value is less than the Reporting Limit but greater than the Instrument Detection Limit.

N - The spiked sample recovery is not within control limits.

Generated on 7/13/2006 2:38:11 PM

STL

SUMMARY OF ANALYTICAL RESULTS: T623

Sample ID	115-WC-SCB6Comp5		115-WC-SCB6Comp6		115-WC-SCB6Comp7		115-WC-SCB6Comp8		115-WC-SCB6Comp9	
Lab Sample No.	748906		748907		748908		748909		748910	
Sampling Date	6/20/2006 0:00		6/20/2006 0:00		6/20/2006 0:00		6/20/2006 0:00		6/20/2006 0:00	
Matrix	SOLID		SOLID		SOLID		SOLID		SOLID	
Dilution Factor	1		1		1		1		1	
Units	mg/l		mg/l		mg/l		mg/l		mg/l	
TCLP SEMIVOLATILE COMPOUNDS (GC/MS)										
o-Cresol	0.04	U	0.04	U	0.04	U	0.04	U	0.04	U
m&p-Cresol	0.04	U	0.04	U	0.04	U	0.04	U	0.04	U
2,4,6-Trichlorophenol	0.04	U	0.04	U	0.04	U	0.04	U	0.04	U
2,4,5-Trichlorophenol	0.04	U	0.04	U	0.04	U	0.04	U	0.04	U
Pentachlorophenol	0.12	U	0.12	U	0.12	U	0.12	U	0.12	U
1,4-Dichlorobenzene	0.04	U	0.04	U	0.04	U	0.04	U	0.04	U
Hexachloroethane	0.004	U	0.004	U	0.004	U	0.004	U	0.004	U
Nitrobenzene	0.004	U	0.004	U	0.004	U	0.004	U	0.004	U
Hexachlorobutadiene	0.008	U	0.008	U	0.008	U	0.008	U	0.008	U
2,4-Dinitrotoluene	0.008	U	0.008	U	0.008	U	0.008	U	0.008	U
Hexachlorobenzene	0.004	U	0.004	U	0.004	U	0.004	U	0.004	U
Pyridine	0.04	U	0.04	U	0.04	U	0.04	U	0.04	U

NR - Not analyzed.

U - The compound was not detected at the indicated concentration.

J - Data indicates the presence of a compound that meets the identification criteria. The result is less than the quantitation limit but greater than zero. The concentration given is an approximate value.

B - The analyte was found in the laboratory blank as well as the sample. This indicates possible laboratory contamination of the sample.

Generated on 7/13/2006 10:47:52 AM

STL

SUMMARY OF ANALYTICAL RESULTS: T523

Sample ID	115-WC-SCB6Comp5		115-WC-SCB6Comp6		115-WC-SCB6Comp7		115-WC-SCB6Comp8		115-WC-SCB6Comp9	
Lab Sample No.	748906		748907		748908		748909		748910	
Sampling Date	6/20/2006 0:00		6/20/2006 0:00		6/20/2006 0:00		6/20/2006 0:00		6/20/2006 0:00	
Matrix	SOLID		SOLID		SOLID		SOLID		SOLID	
Dilution Factor	1		1		1		1		1	
Units	mg/l		mg/l		mg/l		mg/l		mg/l	
TCLP PESTICIDES/PCBs										
gamma-BHC (Lindane)	0.0005	U	0.0005	U	0.0005	U	0.0005	U	0.0005	U
Chlordane	0.005	U	0.005	U	0.005	U	0.005	U	0.005	U
Endrin	0.0005	U	0.0005	U	0.0005	U	0.0005	U	0.0005	U
Heptachlor	0.0005	U	0.0005	U	0.0005	U	0.0005	U	0.0005	U
Heptachlor epoxide	0.0005	U	0.0005	U	0.0005	U	0.0005	U	0.0005	U
Methoxychlor	0.0005	U	0.0005	U	0.0005	U	0.0005	U	0.0005	U
Toxaphene	0.005	U	0.005	U	0.005	U	0.005	U	0.005	U

NR - Not analyzed.

U - The compound was not detected at the indicated concentration.

J - Data indicates the presence of a compound that meets the identification criteria. The result is less than the quantitation limit but greater than zero. The concentration given is an approximate value.

B - The analyte was found in the laboratory blank as well as the sample. This indicates possible laboratory contamination of the sample.

P - For dual column analysis, the percent difference between the quantitated concentrations on the two columns is greater than 40%

* - For dual column analysis, the lowest quantitated concentration is being reported due to coeluting interference.

Generated on 7/13/2006 10:47:53 AM

STL

SUMMARY OF ANALYTICAL RESULTS: T623

The Action Levels listed reflect current STL Edison knowledge of the standards and are intended as general guidance for the user. Please consult appropriate regulations and cleanup standards for your specific application.

Sample ID	NJ Residential	NJ Non-Residential	NJ Impact to	115-WC-SCB6Comp5		115-WC-SCB6Comp6		115-WC-SCB6Comp7	
Lab Sample No.	Direct Contact	Direct Contact	Ground Water	748906		748907		748908	
Sampling Date	Soil Cleanup	Soil Cleanup	Soil Cleanup	6/20/2006 0:00		6/20/2006 0:00		6/20/2006 0:00	
Matrix	Criteria	Criteria	Criteria	SOLID		SOLID		SOLID	
Dilution Factor				1		1		1	
Units	mg/kg	mg/kg	mg/kg	mg/kg		mg/kg		mg/kg	
PESTICIDES/PCBs									
Aroclor-1016	0.49	2	50	0.095	U	0.091	U	0.091	U
Aroclor-1221	0.49	2	50	0.095	U	0.091	U	0.091	U
Aroclor-1232	0.49	2	50	0.095	U	0.091	U	0.091	U
Aroclor-1242	0.49	2	50	0.095	U	0.091	U	0.091	U
Aroclor-1248	0.49	2	50	0.095	U	0.091	U	0.091	U
Aroclor-1254	0.49	2	50	0.095	U	0.091	U	0.091	U
Aroclor-1260	0.49	2	50	0.095	U	0.091	U	0.091	U
Aroclor-1262	NA	NA	NA	0.095	U	0.091	U	0.091	U
Aroclor-1268	NA	NA	NA	0.095	U	0.091	U	0.091	U

NR - Not analyzed.

U - The compound was not detected at the indicated concentration.

J - Data indicates the presence of a compound that meets the identification criteria. The result is less than the quantitation limit but greater than zero. The concentration given is an approximate value.

B - The analyte was found in the laboratory blank as well as the sample. This indicates possible laboratory contamination of the sample.

P - For dual column analysis, the percent difference between the quantitated concentrations on the two columns is greater than 40%

* - For dual column analysis, the lowest quantitated concentration is being reported due to coeluting interference.

Generated on 7/13/2006 10:47:53 AM

[redacted] STL

SUMMARY OF ANALYTICAL RESULTS: T523

The Action Levels listed reflect current STL I
guidance for the user. Please consult appro

Sample ID	115-WC-SCB6Comp8		115-WC-SCB6Comp9	
Lab Sample No.	748909		748910	
Sampling Date	6/20/2006 0:00		6/20/2006 0:00	
Matrix	SOLID		SOLID	
Dilution Factor	1		1	
Units	mg/kg		mg/kg	
PESTICIDES/PCBs				
Aroclor-1016	0.093	U	0.088	U
Aroclor-1221	0.093	U	0.088	U
Aroclor-1232	0.093	U	0.088	U
Aroclor-1242	0.093	U	0.088	U
Aroclor-1248	0.093	U	0.088	U
Aroclor-1254	0.093	U	0.088	U
Aroclor-1260	0.093	U	0.088	U
Aroclor-1262	0.093	U	0.088	U
Aroclor-1268	0.093	U	0.088	U

NR - Not analyzed.
U - The compound was not detected at the indi
J - Data indicates the presence of a compound
The concentration given is an approximate v
B - The analyte was found in the laboratory blar
P - For dual column analysis, the percent differ
* - For dual column analysis, the lowest quantit

Generated on 7/13/2006 10:47:53 AM

[redacted] STL

SUMMARY OF ANALYTICAL RESULTS: T523

Sample ID	115-WC-SCB6Comp5		115-WC-SCB6Comp6		115-WC-SCB6Comp7		115-WC-SCB6Comp8		115-WC-SCB6Comp9	
Lab Sample No.	748906		748907		748908		748909		748910	
Sampling Date	6/20/2006 0:00		6/20/2006 0:00		6/20/2006 0:00		6/20/2006 0:00		6/20/2006 0:00	
Matrix	SOLID		SOLID		SOLID		SOLID		SOLID	
Dilution Factor	1		1		1		1		1	
Units	mg/l		mg/l		mg/l		mg/l		mg/l	
TCLP PESTICIDES/PCBs										
2,4-D	0.08	U	0.08	U	0.08	U	0.08	U	0.08	U
2,4,5-TP (Silvex)	0.08	U	0.08	U	0.08	U	0.08	U	0.08	U

NR - Not analyzed.

U - The compound was not detected at the indicated concentration.

J - Data indicates the presence of a compound that meets the identification criteria. The result is less than the quantitation limit but greater than zero. The concentration given is an approximate value.

B - The analyte was found in the laboratory blank as well as the sample. This indicates possible laboratory contamination of the sample.

P - For dual column analysis, the percent difference between the quantitated concentrations on the two columns is greater than 40%

* - For dual column analysis, the lowest quantitated concentration is being reported due to coeluting interference.

Generated on 7/13/2006 10:47:54 AM

[redacted] STL

SUMMARY OF ANALYTICA

GRIDS NOT BEING SENT TO NJMC

Sample ID	115-WC-SCB6-5A	115-WC-SCB6-5B	115-WC-SCB6-5C	115-WC-SCB6-5D	115-WC-SCB6-5E	115-WC-SCB6-6A	115-WC-SCB6-6B
Lab Sample No.	746498	746499	746500	746501	746502	746503	746504
Sampling Date	6/20/2006 0:00	6/20/2006 0:00	6/20/2006 0:00	6/20/2006 0:00	6/20/2006 0:00	6/20/2006 0:00	6/20/2006 0:00
Matrix	SOLID	SOLID	SOLID	SOLID	SOLID	SOLID	SOLID
Dilution Factor							
Units	mg/l	mg/l	mg/l	mg/l	mg/l	mg/l	mg/l
TCLP METALS							
Chromium	3.2	2.5	2.4	4.3	11.7	3.9	0.26
Arsenic							
Barium							
Cadmium							
Lead							
Mercury							
Selenium							
Silver							

NR - Not analyzed.
U - The compound was not d
B - Reported value is less th
N - The spiked sample recov

Generated on 7/13/2006 10:

STL

SUMMARY OF ANALYTICA

Sample ID	115-WC-SCB6-6C	115-WC-SCB6-6D	115-WC-SCB6-6E	115-WC-SCB6-7A	115-WC-SCB6-7B	115-WC-SCB6-7C	115-WC-SCB6-7D
Lab Sample No.	746505	746506	746507	746508	746509	746510	746511
Sampling Date	6/20/2006 0:00	6/20/2006 0:00	6/20/2006 0:00	6/20/2006 0:00	6/20/2006 0:00	6/20/2006 0:00	6/20/2006 0:00
Matrix	SOLID	SOLID	SOLID	SOLID	SOLID	SOLID	SOLID
Dilution Factor							
Units	mg/l	mg/l	mg/l	mg/l	mg/l	mg/l	mg/l
TCLP METALS							
Chromium	0.99	2.1	2.1	0.44	0.9	2.1	0.49
Arsenic							
Barium							
Cadmium							
Lead							
Mercury							
Selenium							
Silver							

NR - Not analyzed.

U - The compound was not d

B - Reported value is less th

N - The spiked sample recov

Generated on 7/13/2006 10:

STL

SUMMARY OF ANALYTICA

GRID NOT BEING SENT TO NJMC

Sample ID	115-WC-SCB6-7E	115-WC-SCB6-8A	115-WC-SCB6-8B	115-WC-SCB6-8C	115-WC-SCB6-8D	115-WC-SCB6-8E
Lab Sample No.	746512	746513	746514	746515	746516	746517
Sampling Date	6/20/2006 0:00	6/20/2006 0:00	6/20/2006 0:00	6/20/2006 0:00	6/20/2006 0:00	6/20/2006 0:00
Matrix	SOLID	SOLID	SOLID	SOLID	SOLID	SOLID
Dilution Factor						
Units	mg/l	mg/l	mg/l	mg/l	mg/l	mg/l
TCLP METALS						
Chromium	7	2.9	0.8	0.18	0.38	0.98
Arsenic						
Barium						
Cadmium						
Lead						
Mercury						
Selenium						
Silver						

NR - Not analyzed.

U - The compound was not d

B - Reported value is less th

N - The spiked sample recov

Generated on 7/13/2006 10:

STL

SUMMARY OF ANALYTICA

Sample ID	115-WC-SCB6-9A		115-WC-SCB6-9B		115-WC-SCB6-9C		115-WC-SCB6-9D		115-WC-SCB6-9E		115-WC-SCB6Comp5	
Lab Sample No.	746518		746519		746520		746521		746522		748906	
Sampling Date	6/20/2006 0:00		6/20/2006 0:00		6/20/2006 0:00		6/20/2006 0:00		6/20/2006 0:00		6/20/2006 0:00	
Matrix	SOLID		SOLID		SOLID		SOLID		SOLID		SOLID	
Dilution Factor												
Units	mg/l		mg/l		mg/l		mg/l		mg/l		mg/l	
TCLP METALS												
Chromium	1.6		2		1.1		1.3		0.78			
Arsenic											0.024	U
Barium											0.36	B
Cadmium											0.003	U
Lead											0.013	U
Mercury											0.0001	U
Selenium											0.025	U
Silver											0.013	U

NR - Not analyzed.
U - The compound was not d
B - Reported value is less th
N - The spiked sample recov

Generated on 7/13/2006 10:

[redacted] STL

SUMMARY OF ANALYTICA

Sample ID	115-WC-SCB6Comp6		115-WC-SCB6Comp7		115-WC-SCB6Comp8		115-WC-SCB6Comp9	
Lab Sample No.	748907		748908		748909		748910	
Sampling Date	6/20/2006 0:00		6/20/2006 0:00		6/20/2006 0:00		6/20/2006 0:00	
Matrix	SOLID		SOLID		SOLID		SOLID	
Dilution Factor								
Units	mg/l		mg/l		mg/l		mg/l	
TCLP METALS								
Chromium								
Arsenic	0.024	U	0.024	U	0.024	U	0.024	U
Barium	1.2		0.28	B	1.5		0.3	B
Cadmium	0.003	U	0.003	U	0.003	U	0.003	U
Lead	0.013	U	0.013	U	0.08	B	0.013	U
Mercury	0.0001	U	0.0001	U	0.0001	U	0.0001	U
Selenium	0.025	U	0.025	U	0.025	U	0.025	U
Silver	0.013	U	0.013	U	0.013	U	0.013	U

NR - Not analyzed.
U - The compound was not d
B - Reported value is less th
N - The spiked sample recov

Generated on 7/13/2006 10:

STL

SUMMARY OF ANALYTICAL RESULTS: T523

The Action Levels listed reflect current STL Edison knowledge of the standards and are intended as general guidance for the user. Please consult appropriate regulations and cleanup standards for your specific application.

Sample ID	NJ Residential	NJ Non-Residential	NJ Impact to	115-WC-SCB6Comp5		115-WC-SCB6Comp6		115-WC-SCB6Comp7	
Lab Sample No.	Direct Contact	Direct Contact	Ground Water	748906		748907		748908	
Sampling Date	Soil Cleanup	Soil Cleanup	Soil Cleanup	6/20/2006 0:00		6/20/2006 0:00		6/20/2006 0:00	
Matrix	Criteria	Criteria	Criteria	SOLID		SOLID		SOLID	
Dilution Factor									
Units									
WET CHEMISTRY									
Corrosivity (std units)	NA	NA	NA	11.48		11.74		11.63	
Reactive Cyanide (mg/kg)	NA	NA	NA	25	U	25	U	25	U
Reactive Sulfide (mg/kg)	NA	NA	NA	20	U	20	U	20	U
Total Petroleum Hydrocarbons (418.1) (mg/kg)	NA	NA	NA	2080		2230		997	
Ignitability (deg F)	NA	NA	NA	Non-ignitable		Non-ignitable		Non-ignitable	
Chromium VI (mg/kg)	NA	NA	NA	87		62.5		30.1	

NR - Not analyzed.

U - The compound was not detected at the indicated concentration.

Generated on 7/13/2006 10:48:45 AM

STL

SUMMARY OF ANALYTICAL RESULTS: T523

The Action Levels listed reflect current STL I
guidance for the user. Please consult appro

Sample ID	115-WC-SCB6Comp8		115-WC-SCB6Comp9	
Lab Sample No.	748909		748910	
Sampling Date	6/20/2006 0:00		6/20/2006 0:00	
Matrix	SOLID		SOLID	
Dilution Factor				
Units				
WET CHEMISTRY				
Corrosivity (std units)	11.63		11.53	
Reactive Cyanide (mg/kg)	25	U	25	U
Reactive Sulfide (mg/kg)	20	U	20	U
Total Petroleum Hydrocarbons (418.1) (mg/kg)	2770		1300	
Ignitability (deg F)	Non-ignitable		Non-ignitable	
Chromium VI (mg/kg)	39.4		67.9	

NR - Not analyzed.
U - The compound was not detected at the indi

Generated on 7/13/2006 10:48:45 AM

WASTE MANAGEMENT

GENERATOR'S WASTE PROFILE SHEET (SCB8)

PLEASE PRINT IN INK OR TYPE

Service Agreeement on File? ☐ Yes ☐ No Profile Number: WMI

Renewal Date: _____

A. Waste Generator Information

1. Generator Name: HONEYWELL INTERNATIONAL
2. SIC Code: N/A
3. Facility Street Address: 441-ROUTE 440
4. Phone: 973-455-2175
5. Facility City: JERSEY CITY
6. State/Province: NEW JERSEY
7. Zip/Postal Code: 07305
8. Generator USEPA/Federal ID #: NJD986581437
9. County: HUDSON
10. State/Province ID #: NEW JERSEY
11. Customer Name: HONEYWELL INTERNATIONAL
12. Customer Phone: 973-455-2175
13. Customer Contact: WILLIAM HAGUE
14. Customer Fax: 973-455-2315

B. Waste Stream Information

1. Name of Waste: ID-27 NON HAZARDOUS SOIL
2. State Waste Code: N/A
3. Process Generating Waste: DISPLACED CLEAN IMPORTED FILL MATERIAL WITH CEMENT AND BENTONITE FROM THE CONSTRUCTION OF BARRIER WALL ACTIVITIES.
4. Estimated Annual Volume: 400 350 ☐ Tons ☒ Yards ☐ Other (specify) _____
5. Personal Protective Equipment Requirements GLOVES
6. Transporter/Transfer Station HORWITH TRUCKING
7. Is this a US Department of Transportation (USDOT) Hazardous Material? (If no, skip 8, 9 & 10) ☐ Yes ☒ No
8. Reportable Quantity (lbs.;kgs.): —
9. Hazardous Class/ID #: —
10. USDOT Shipping Name: —

☒ Check if additional information is attached. Indicate the number of attached pages: ____

C. Generator's Certification (Please check appropriate responses, sign, and date below.)

1.	Is the waste represented by this waste profile sheet a "Hazardous Waste," as defined by USEPA, Canadian, Mexican and/or state/province regulation, in the location where generated or ultimately managed?	☐ Yes	☒ No
2	Does the waste represented by this waste profile sheet contain regulated radioactive material or regulated concentrations of Polychlorinated Biphenyls (PCBs)?	☐ Yes	☒ No
3.	Does this waste profile sheet and all attachments contain true and accurate descriptions of the waste material?	☒ Yes	☐ No
4.	Has all relevant information within the possession of the Generator regarding known or suspected hazards pertaining to the waste been disclosed to the Contractor?	☒ Yes	☐ No
5.	Is the analytical data attached hereto derived from testing a representative sample in accordance with 40 CFR 261.20 (c) or equivalent rules?	☐ N/A ☒ Yes	☐ No
6.	Will all changes that occur in the character of the waste be identified by the Generator and disclosed to the Contractor prior to providing the waste to the Contractor?	☒ Yes	☐ No

Certification Signature & Date _____ Title: CONSTRUCTION DIRECTOR

Name (Type or Print): WILLIAM J. HAGUE Customer Name: HONEYWELL INTERNATIONAL

D. WMI Management's Decision

1. Management Method: ☐ Landfill ☐ Solidify ☐ Bioremediation ☐ Other (specify) _____
2. Proposed Ultimate Management Facility: _____ 3. Hours of Acceptence: _____ ☐ N/A
4. Supplemental Information: _____
5. Precautions, Special Handling Procedures, or Limitations on Approval: _____

Special Waste Decision: ☐ Approved ☐ Disapproved

Salesperson's Signature: _____ Date: _____

Division Approval Signature (Optional): _____ Date: _____

Special Waste Approvals Person Signature _____ Date: _____

60 Kellogg Street,
Jersey City NJ07305
Phone: 201-413-5160
Fax: 201-413-5161

Construction Management Team
Study Area 7

MAY 19, 2006

NJMC
1 DE KORTE PARK PLAZA
LYNDHURST, NJ 07071
ATTENTION: MR. CHRIS DOUR

SUBJECT: 350 CY OF NON HAZARDOUS SOIL LOCATED AT HONEYWELL (SA-7) FACILITY, 441 ROUTE 440, JERSEY CITY, NJ.

DEAR MR. DOUR,

Enclosed are the following items that are required as part of the NJMC approval process for direct landfill to 1-E landfill. This submittal is for another stockpile that is designated as SCB8 and located at the above reference site. Please note that this material being proposed is the same as the three previous submitted profiles for 1-E landfill.

- Waste Management Profile
- Copy of the certified analytical report prepared by STL.
- Spreadsheet of all data results
- Sampling Plan
- Sampling Diagram (Figure 1)
- Generators Indemnification and ID-27 Certification letter

Also note that sample point designated as 115-WC-SCB8-5A that was collected within grid 5A reported a TCLP chromium result of 11.1mg/l which is above the hazardous limit of 5 mg/l. This grid is deemed hazardous and will be isolated from the other clean grids prior to disposal to your facility. In order to assure that cross contamination will not occur, a conservative approach of removing the entire grid 5A and portions of the adjacent clean grids as indicated on the enclosed FIGURE 1. Also, as indicated on FIGURE 1, each grid has a volume of 20 cubic yards and by removing potion of the adjacent clean grids along with grid 5A will result in removing a total of 50 cubic yards from the overall stockpile volume. Therefore Honeywell is only proposing to dispose of 350 cubic yards instead of 400 to NJMC.

If you should have any question or comments, please do not hesitate to contact me at 201-395-0573 or 609-915-7388.

SINCERELY

DINO CICCONE
SA-7 WASTE MANAGER

CC:

WILLIAM HAGUE (HONEYWELL)
HELEN FAHEY (HONEYWELL)
SA-7 SITE FILE NO: 31.1

Honeywell
P.O. Box 1057
Morristown, NJ 07962-1057

INDEMNIFICATION
(SCB 8)

Date: **May 19, 2006**

Honeywell International warrants that each load delivered to the NJMC 1-E Landfill include only **ID-27 Non Hazardous Soil**. Information on all these wastes has been provided to the NJMC and these wastes are non-hazardous as defined by the New Jersey Department of Environmental Protection under NJAC 7:26-2.13(g)(1)vii. These wastes are generated at **Honeywell International, 441 Route 440 Jersey City New Jersey 07305.**

Honeywell International further agrees to indemnify the New Jersey Meadowlands Commission and the 1-E Landfill operator against any and all claims, losses, or damages caused in whole or in part by breach of this warranty. **Honeywell International** understands that should the Commission or the landfill operator's personnel deem any or all of this material unacceptable at any time it will be rejected.

CERTIFICATION SIGNATURE: _____ TITLE: **Construction Director**

NAME (PRINT): **William J. Hague** COMPANY NAME: **Honeywell International**

Honeywell
P.O. Box 1057
Morristown, NJ 07962-1057

ID 27 CERTIFICATION LETTER
(SCB 8)

DATE OF DISPOSAL:_____

CHRISTOPHER L. DOUR, P.E., P.P.
NJ MEADOWLANDS COMMISSION
ERIE LANDFILL
ONE DEKORTE PARK PLAZA
LYNDHURST, NEW JERSEY 07071

RE: NJMC 1-E LANDFILL
ID 27 WASTE DISPOSAL

DEAR MR. DOUR:

This letter is to certify that (Horwith Trucking) Vehicle ID (_____)
Insert Hauler's Name NJDEP Decal #
scheduled for delivery today from **Honeywell International, 441 Route 440 Jersey City New Jersey 07305** includes the following materials **ID-27 Non Hazardous Soil**.

We certify that this load contains no RCRA defined hazardous wastes or toxic materials based on representative analytical information and/or MSDS sheets submitted to the Commission. All bags, steel, poly and/or glass containers meet or exceed the RCRA definition for "empty" under RCRA 40 CFR Part 261.7, and all containers are crushed.

MSDS sheets and/or analytical information are on file with the NJ Meadowlands Commission and Waste Management for this material, which certifies that the material is non-hazardous. **Only the materials listed above are contained in this load.**

If you have any further questions regarding these materials or this information, please contact

William J. Hague @ **973-455-2175**
Company Representative telephone number

I understand that should the material contained in the load differ from what is stated above, the load will be rejected, and any costs incurred for reloading the waste will be paid for by

HONEYWELL INTERNATIONAL

SINCERELY, William J. Hague

NAME: William J. Hague

TITLE: Construction Director

WASTE CLASSIFICATION PROTOCOL

STAGED SCB SPOILS
SCB #8
LOCATED AT THE
SA-7 FACILITY
441 ROUTE 440
JERSEY CITY, NEW JERSEY

PREPARED BY:
SA-7 Construction Management Team
60 KELLOGG STREET
JERSEY CITY, NJ 07307
DINO CICCONE

DATE: April 25, 2006
File No: Sampling and Analysis 31.3

1.0 PURPOSE

The purpose of this document is to establish a protocol to characterize the estimated 400 Cubic yards of stockpiled SCB spoils designated as SCB #8 located at the SA-7 facility in Jersey City, New Jersey. SCB #8 stockpile is staged on the West work platform to the South. This sampling protocol is to determine if the SCB spoils is acceptable for NJMC soil reuse as landfill cover or direct landfill. The soil must be analyzed for New Jersey Department of Environmental Protection (DEP) ID27 parameters. This includes Toxicity Characteristic Leaching Procedure (TCLP) tests for metals and full organics, RCRA characteristics (ignitability, corrosivity, and reactivity), PCB's, and Total Petroleum Hydrocarbon's (TPH), as well as Herbicides/Pesticides. Additionally total chromium and hexavalent chromium will be performed on the samples.

The results will be compared to RCRA hazardous limit outlined in N.J.A.C 7:26-8.12 Table 1.This sampling protocol will be used by Honeywell to classify the SCB spoils as hazardous or non-hazardous.

2.0 SAMPLE COLLECTION

The key to characterizing the SCB spoils is to determine the appropriate number of representative samples to be collected. The stockpile should be field measure and a volume should be calculated. The New Jersey Department of Environmental Protection (NJDEP) has established a protocol for obtaining representative samples in support of obtaining a letter of classification. Appendix 1 of the NJDEP August 2001 "Waste Classification Request Form and Instructions" manual was used as a reference to develop this protocol. It should be noted that the NJDEP manual is based on Chapter 7 of EPA's guidance document 230/02-89-042, "Methods for Evaluating the Attainment of Cleanup Standards, Volume 1: Soils and Solid Media". Therefore, the NJDEP manual provides an appropriate reference in the development of this sampling protocol. The following definitions have been established for this document:

"Grid": *a unit of waste designated for sampling, the boundary of which extends to three dimensions.*

"Grid Composite": *a sample obtained by compositing the required number of*

samples from a grid on an equal weight basis.

"Area Composite": *a sample obtained by compositing two or more "grid composites", on an equal weight basis at the laboratory, resulting in a sample representing multiple grids.*

1. Divide the stockpiled into 20 equal grids (approximately 20 cubic yards per grid).
2. Collect 1 discrete sample at random within each of the 20 grids[1].
3. Submit all 20 samples to Seven Trent Laboratory (See **Section 3.0**).

The NJDEP allows the compositing of up to five adjacent homogeneous "grid composite" samples by the laboratory to create an "area composite". The compositing of the "grid composite" into the "area composite" will only be completed after the initial request of TCLP chrome is completed on all 45 "grid composites". Due to the additional level of uncertainty and to have the ability to segregate grids (if necessary) within an effective period of time, "area composites" are not recommended until after the TCLP chrome results are received , for the purposes of this document.

3.0 SAMPLE ANALYSIS, PRESERVATION AND HANDLING

Sample collection, preservation and handling must be performed in accordance with the latest edition of "New Jersey Department of Environmental Protection, Field Procedure Manual (August 2005).

All 45 "grid composite" samples will be analyzed for TCLP Chrome analysis. Once the results are received and reviewed then "area composites" will be created at the laboratory for the following additional parameters.

- TCLP metals and Full Organics
- RCRA Characteristics (Ignitability, Corrosivity and Reactivity)
- PCB's, Herbicides and Pesticides
- Total Petroleum Hydrocarbon's

4.0 SHIPPING AND HANDLING

1 All discrete samples within a grid composite will be homogenized prior to being sent out to the laboratory.

The 20 samples will be shipped from the SA-7 facility in Jersey City, New Jersey to the STL in Edison, New Jersey via STL carrier. All samples are to maintain a 4 degree Celsius temperature during collection and transportation.

5.0 DECONTAMINATION PROCEDURES

All sampling equipment will be decontaminated after each sample collection. The sampling equipment will be decontaminated using the following procedures:

- Scrub in non-phosphate soap solution
- Deionized (DI) water rinse
- 10% Nitric Acid rinse (for inorganics)
- City water rinse
- DI rinse

SCB8 STOCKPILE

WASTE CHARACTERIZATION RESULT LIST

Sample ID	Method Id	Date Collected	Parameter	Result	RL	Qual	Units
SAMPLE ID: SCB8-COMP1A							
-WC-SCB8-COMP1A	1020A	4/26/2006	Ignitability	>0.0	0.0		deg F
-WC-SCB8-COMP1A	418.1	4/26/2006	Total Petroleum Hydrocarbons	548	25		mg/kg
-WC-SCB8-COMP1A	6010B	4/26/2006	Chromium	218	0.74		mg/kg
-WC-SCB8-COMP1A	6010B	4/26/2006	Silver		0.013	U	mg/l
-WC-SCB8-COMP1A	6010B	4/26/2006	Arsenic		0.024	U	mg/l
-WC-SCB8-COMP1A	6010B	4/26/2006	Barium	0.25	0.0075	B	mg/l
-WC-SCB8-COMP1A	6010B	4/26/2006	Cadmium		0.0030	U	mg/l
-WC-SCB8-COMP1A	6010B	4/26/2006	Chromium	0.09	0.015		mg/l
-WC-SCB8-COMP1A	6010B	4/26/2006	Lead		0.013	U	mg/l
-WC-SCB8-COMP1A	6010B	4/26/2006	Selenium		0.025	U	mg/l
-WC-SCB8-COMP1A	7196A	4/26/2006	Chromium VI	8.5	2.47		mg/kg
-WC-SCB8-COMP1A	7470A	4/26/2006	Mercury		0.00010	U	mg/l
-WC-SCB8-COMP1A	8081A	4/26/2006	gamma-BHC (Lindane)		0.0005	U	mg/l
-WC-SCB8-COMP1A	8081A	4/26/2006	Chlordane		0.005	U	mg/l
-WC-SCB8-COMP1A	8081A	4/26/2006	Endrin		0.0005	U	mg/l
-WC-SCB8-COMP1A	8081A	4/26/2006	Heptachlor		0.0005	U	mg/l
-WC-SCB8-COMP1A	8081A	4/26/2006	Heptachlor epoxide		0.0005	U	mg/l
-WC-SCB8-COMP1A	8081A	4/26/2006	Methoxychlor		0.0005	U	mg/l
-WC-SCB8-COMP1A	8081A	4/26/2006	Toxaphene		0.005	U	mg/l
-WC-SCB8-COMP1A	8082	4/26/2006	Aroclor-1016		83	U	ug/kg
-WC-SCB8-COMP1A	8082	4/26/2006	Aroclor-1221		83	U	ug/kg
-WC-SCB8-COMP1A	8082	4/26/2006	Aroclor-1232		83	U	ug/kg
-WC-SCB8-COMP1A	8082	4/26/2006	Aroclor-1242		83	U	ug/kg
-WC-SCB8-COMP1A	8082	4/26/2006	Aroclor-1248		83	U	ug/kg
-WC-SCB8-COMP1A	8082	4/26/2006	Aroclor-1254		83	U	ug/kg
-WC-SCB8-COMP1A	8082	4/26/2006	Aroclor-1260		83	U	ug/kg
-WC-SCB8-COMP1A	8082	4/26/2006	Aroclor-1262		83	U	ug/kg
-WC-SCB8-COMP1A	8082	4/26/2006	Aroclor-1268		83	U	ug/kg
-WC-SCB8-COMP1A	8151A	4/26/2006	2,4-D		0.08	U	mg/l
-WC-SCB8-COMP1A	8151A	4/26/2006	2,4,5-TP (Silvex)		0.08	U	mg/l
-WC-SCB8-COMP1A	8260B	4/26/2006	Vinyl Chloride		0.005	U	mg/l
-WC-SCB8-COMP1A	8260B	4/26/2006	1,1-Dichloroethene		0.002	U	mg/l
-WC-SCB8-COMP1A	8260B	4/26/2006	Chloroform		0.005	U	mg/l
-WC-SCB8-COMP1A	8260B	4/26/2006	1,2-Dichloroethane		0.002	U	mg/l
-WC-SCB8-COMP1A	8260B	4/26/2006	Methyl Ethyl Ketone		0.005	U	mg/l
-WC-SCB8-COMP1A	8260B	4/26/2006	Carbon Tetrachloride		0.002	U	mg/l
-WC-SCB8-COMP1A	8260B	4/26/2006	Trichloroethene		0.001	U	mg/l
-WC-SCB8-COMP1A	8260B	4/26/2006	Benzene		0.001	U	mg/l
-WC-SCB8-COMP1A	8260B	4/26/2006	Tetrachloroethene		0.001	U	mg/l
-WC-SCB8-COMP1A	8260B	4/26/2006	Chlorobenzene		0.005	U	mg/l
-WC-SCB8-COMP1A	8270C	4/26/2006	o-Cresol		0.04	U	mg/l
-WC-SCB8-COMP1A	8270C	4/26/2006	m&p-Cresol		0.04	U	mg/l
-WC-SCB8-COMP1A	8270C	4/26/2006	2,4,6-Trichlorophenol		0.04	U	mg/l
-WC-SCB8-COMP1A	8270C	4/26/2006	2,4,5-Trichlorophenol		0.04	U	mg/l
-WC-SCB8-COMP1A	8270C	4/26/2006	Pentachlorophenol	0.08	0.12	J	mg/l
-WC-SCB8-COMP1A	8270C	4/26/2006	1,4-Dichlorobenzene		0.04	U	mg/l
-WC-SCB8-COMP1A	8270C	4/26/2006	Hexachloroethane		0.004	U	mg/l
-WC-SCB8-COMP1A	8270C	4/26/2006	Nitrobenzene		0.004	U	mg/l
-WC-SCB8-COMP1A	8270C	4/26/2006	Hexachlorobutadiene		0.008	U	mg/l
-WC-SCB8-COMP1A	8270C	4/26/2006	2,4-Dinitrotoluene		0.008	U	mg/l
-WC-SCB8-COMP1A	8270C	4/26/2006	Hexachlorobenzene		0.004	U	mg/l
-WC-SCB8-COMP1A	8270C	4/26/2006	Pyridine		0.04	U	mg/l

SCB8 STOCKPILE

WASTE CHARACTERIZATION RESULT LIST

Sample ID	Method Id	Date Collected	Parameter	Result	RL	Qual	Units
-WC-SCB8-COMP1A	9040B	4/26/2006	Corrosivity	11.39	0.0		std units
-WC-SCB8-COMP1A	VOL1C 7.3.3	4/26/2006	Reactive Cyanide		25.0	U	mg/kg
-WC-SCB8-COMP1A	VOL1C 7.3.4	4/26/2006	Reactive Sulfide		20.0	U	mg/kg
SAMPLE ID: SCB8-COMP2A							
-WC-SCB8-COMP2A	1020A	4/26/2006	Ignitability	>0.0	0.0		deg F
-WC-SCB8-COMP2A	418.1	4/26/2006	Total Petroleum Hydrocarbons	1150	25		mg/kg
-WC-SCB8-COMP2A	6010B	4/26/2006	Chromium	153	0.72		mg/kg
-WC-SCB8-COMP2A	6010B	4/26/2006	Silver		0.013	U	mg/l
-WC-SCB8-COMP2A	6010B	4/26/2006	Arsenic		0.024	U	mg/l
-WC-SCB8-COMP2A	6010B	4/26/2006	Barium	0.24	0.0075	B	mg/l
-WC-SCB8-COMP2A	6010B	4/26/2006	Cadmium		0.0030	U	mg/l
-WC-SCB8-COMP2A	6010B	4/26/2006	Chromium	0.16	0.015		mg/l
-WC-SCB8-COMP2A	6010B	4/26/2006	Lead		0.013	U	mg/l
-WC-SCB8-COMP2A	6010B	4/26/2006	Selenium		0.025	U	mg/l
-WC-SCB8-COMP2A	7196A	4/26/2006	Chromium VI	10.5	2.42		mg/kg
-WC-SCB8-COMP2A	7470A	4/26/2006	Mercury		0.00010	U	mg/l
-WC-SCB8-COMP2A	8081A	4/26/2006	gamma-BHC (Lindane)		0.0005	U	mg/l
-WC-SCB8-COMP2A	8081A	4/26/2006	Chlordane		0.005	U	mg/l
-WC-SCB8-COMP2A	8081A	4/26/2006	Endrin		0.0005	U	mg/l
-WC-SCB8-COMP2A	8081A	4/26/2006	Heptachlor		0.0005	U	mg/l
-WC-SCB8-COMP2A	8081A	4/26/2006	Heptachlor epoxide		0.0005	U	mg/l
-WC-SCB8-COMP2A	8081A	4/26/2006	Methoxychlor		0.0005	U	mg/l
-WC-SCB8-COMP2A	8081A	4/26/2006	Toxaphene		0.005	U	mg/l
-WC-SCB8-COMP2A	8082	4/26/2006	Aroclor-1016		81	U	ug/kg
-WC-SCB8-COMP2A	8082	4/26/2006	Aroclor-1221		81	U	ug/kg
-WC-SCB8-COMP2A	8082	4/26/2006	Aroclor-1232		81	U	ug/kg
-WC-SCB8-COMP2A	8082	4/26/2006	Aroclor-1242		81	U	ug/kg
-WC-SCB8-COMP2A	8082	4/26/2006	Aroclor-1248		81	U	ug/kg
-WC-SCB8-COMP2A	8082	4/26/2006	Aroclor-1254		81	U	ug/kg
-WC-SCB8-COMP2A	8082	4/26/2006	Aroclor-1260		81	U	ug/kg
-WC-SCB8-COMP2A	8082	4/26/2006	Aroclor-1262		81	U	ug/kg
-WC-SCB8-COMP2A	8082	4/26/2006	Aroclor-1268		81	U	ug/kg
-WC-SCB8-COMP2A	8151A	4/26/2006	2,4-D		0.08	U	mg/l
-WC-SCB8-COMP2A	8151A	4/26/2006	2,4,5-TP (Silvex)		0.08	U	mg/l
-WC-SCB8-COMP2A	8260B	4/26/2006	Vinyl Chloride		0.005	U	mg/l
-WC-SCB8-COMP2A	8260B	4/26/2006	1,1-Dichloroethene		0.002	U	mg/l
-WC-SCB8-COMP2A	8260B	4/26/2006	Chloroform		0.005	U	mg/l
-WC-SCB8-COMP2A	8260B	4/26/2006	1,2-Dichloroethane		0.002	U	mg/l
-WC-SCB8-COMP2A	8260B	4/26/2006	Methyl Ethyl Ketone		0.005	U	mg/l
-WC-SCB8-COMP2A	8260B	4/26/2006	Carbon Tetrachloride		0.002	U	mg/l
-WC-SCB8-COMP2A	8260B	4/26/2006	Trichloroethene		0.001	U	mg/l
-WC-SCB8-COMP2A	8260B	4/26/2006	Benzene		0.001	U	mg/l
-WC-SCB8-COMP2A	8260B	4/26/2006	Tetrachloroethene		0.001	U	mg/l
-WC-SCB8-COMP2A	8260B	4/26/2006	Chlorobenzene		0.005	U	mg/l
-WC-SCB8-COMP2A	8270C	4/26/2006	o-Cresol		0.04	U	mg/l
-WC-SCB8-COMP2A	8270C	4/26/2006	m&p-Cresol		0.04	U	mg/l
-WC-SCB8-COMP2A	8270C	4/26/2006	2,4,6-Trichlorophenol		0.04	U	mg/l
-WC-SCB8-COMP2A	8270C	4/26/2006	2,4,5-Trichlorophenol		0.04	U	mg/l
-WC-SCB8-COMP2A	8270C	4/26/2006	Pentachlorophenol		0.12	U	mg/l
-WC-SCB8-COMP2A	8270C	4/26/2006	1,4-Dichlorobenzene		0.04	U	mg/l
-WC-SCB8-COMP2A	8270C	4/26/2006	Hexachloroethane		0.004	U	mg/l
-WC-SCB8-COMP2A	8270C	4/26/2006	Nitrobenzene		0.004	U	mg/l
-WC-SCB8-COMP2A	8270C	4/26/2006	Hexachlorobutadiene		0.008	U	mg/l

SCB8 STOCKPILE

WASTE CHARACTERIZATION RESULT LIST

Sample ID	Method Id	Date Collected	Parameter	Result	RL	Qual	Units
-WC-SCB8-COMP2A	8270C	4/26/2006	2,4-Dinitrotoluene		0.008	U	mg/l
-WC-SCB8-COMP2A	8270C	4/26/2006	Hexachlorobenzene		0.004	U	mg/l
-WC-SCB8-COMP2A	8270C	4/26/2006	Pyridine		0.04	U	mg/l
-WC-SCB8-COMP2A	9040B	4/26/2006	Corrosivity	11.56	0.0		std units
-WC-SCB8-COMP2A	VOL1C 7.3.3	4/26/2006	Reactive Cyanide		25.0	U	mg/kg
-WC-SCB8-COMP2A	VOL1C 7.3.4	4/26/2006	Reactive Sulfide		20.0	U	mg/kg
SAMPLE ID: SCB8-COMP1B							
-WC-SCB8-COMP1B	1020A	4/26/2006	Ignitability	>0.0	0.0		deg F
-WC-SCB8-COMP1B	418.1	4/26/2006	Total Petroleum Hydrocarbons	643	25		mg/kg
-WC-SCB8-COMP1B	6010B	4/26/2006	Chromium	152	0.74		mg/kg
-WC-SCB8-COMP1B	6010B	4/26/2006	Silver		0.013	U	mg/l
-WC-SCB8-COMP1B	6010B	4/26/2006	Arsenic		0.024	U	mg/l
-WC-SCB8-COMP1B	6010B	4/26/2006	Barium	0.32	0.0075	B	mg/l
-WC-SCB8-COMP1B	6010B	4/26/2006	Cadmium		0.0030	U	mg/l
-WC-SCB8-COMP1B	6010B	4/26/2006	Chromium	0.16	0.015		mg/l
-WC-SCB8-COMP1B	6010B	4/26/2006	Lead		0.013	U	mg/l
-WC-SCB8-COMP1B	6010B	4/26/2006	Selenium		0.025	U	mg/l
-WC-SCB8-COMP1B	7196A	4/26/2006	Chromium VI	6.9	2.45		mg/kg
-WC-SCB8-COMP1B	7470A	4/26/2006	Mercury		0.00010	U	mg/l
-WC-SCB8-COMP1B	8081A	4/26/2006	gamma-BHC (Lindane)		0.0005	U	mg/l
-WC-SCB8-COMP1B	8081A	4/26/2006	Chlordane		0.005	U	mg/l
-WC-SCB8-COMP1B	8081A	4/26/2006	Endrin		0.0005	U	mg/l
-WC-SCB8-COMP1B	8081A	4/26/2006	Heptachlor		0.0005	U	mg/l
-WC-SCB8-COMP1B	8081A	4/26/2006	Heptachlor epoxide		0.0005	U	mg/l
-WC-SCB8-COMP1B	8081A	4/26/2006	Methoxychlor		0.0005	U	mg/l
-WC-SCB8-COMP1B	8081A	4/26/2006	Toxaphene		0.005	U	mg/l
-WC-SCB8-COMP1B	8082	4/26/2006	Aroclor-1016		82	U	ug/kg
-WC-SCB8-COMP1B	8082	4/26/2006	Aroclor-1221		82	U	ug/kg
-WC-SCB8-COMP1B	8082	4/26/2006	Aroclor-1232		82	U	ug/kg
-WC-SCB8-COMP1B	8082	4/26/2006	Aroclor-1242		82	U	ug/kg
-WC-SCB8-COMP1B	8082	4/26/2006	Aroclor-1248		82	U	ug/kg
-WC-SCB8-COMP1B	8082	4/26/2006	Aroclor-1254		82	U	ug/kg
-WC-SCB8-COMP1B	8082	4/26/2006	Aroclor-1260		82	U	ug/kg
-WC-SCB8-COMP1B	8082	4/26/2006	Aroclor-1262		82	U	ug/kg
-WC-SCB8-COMP1B	8082	4/26/2006	Aroclor-1268		82	U	ug/kg
-WC-SCB8-COMP1B	8151A	4/26/2006	2,4-D		0.08	U	mg/l
-WC-SCB8-COMP1B	8151A	4/26/2006	2,4,5-TP (Silvex)		0.08	U	mg/l
-WC-SCB8-COMP1B	8260B	4/26/2006	Vinyl Chloride		0.005	U	mg/l
-WC-SCB8-COMP1B	8260B	4/26/2006	1,1-Dichloroethene		0.002	U	mg/l
-WC-SCB8-COMP1B	8260B	4/26/2006	Chloroform		0.005	U	mg/l
-WC-SCB8-COMP1B	8260B	4/26/2006	1,2-Dichloroethane		0.002	U	mg/l
-WC-SCB8-COMP1B	8260B	4/26/2006	Methyl Ethyl Ketone		0.005	U	mg/l
-WC-SCB8-COMP1B	8260B	4/26/2006	Carbon Tetrachloride		0.002	U	mg/l
-WC-SCB8-COMP1B	8260B	4/26/2006	Trichloroethene		0.001	U	mg/l
-WC-SCB8-COMP1B	8260B	4/26/2006	Benzene		0.001	U	mg/l
-WC-SCB8-COMP1B	8260B	4/26/2006	Tetrachloroethene		0.001	U	mg/l
-WC-SCB8-COMP1B	8260B	4/26/2006	Chlorobenzene		0.005	U	mg/l
-WC-SCB8-COMP1B	8270C	4/26/2006	o-Cresol		0.04	U	mg/l
-WC-SCB8-COMP1B	8270C	4/26/2006	m&p-Cresol		0.04	U	mg/l
-WC-SCB8-COMP1B	8270C	4/26/2006	2,4,6-Trichlorophenol		0.04	U	mg/l
-WC-SCB8-COMP1B	8270C	4/26/2006	2,4,5-Trichlorophenol		0.04	U	mg/l
-WC-SCB8-COMP1B	8270C	4/26/2006	Pentachlorophenol		0.12	U	mg/l
-WC-SCB8-COMP1B	8270C	4/26/2006	1,4-Dichlorobenzene		0.04	U	mg/l

SCB8 STOCKPILE

WASTE CHARACTERIZATION RESULT LIST

Sample ID	Method Id	Date Collected	Parameter	Result	RL	Qual	Units
-WC-SCB8-COMP1B	8270C	4/26/2006	Hexachloroethane		0.004	U	mg/l
-WC-SCB8-COMP1B	8270C	4/26/2006	Nitrobenzene		0.004	U	mg/l
-WC-SCB8-COMP1B	8270C	4/26/2006	Hexachlorobutadiene		0.008	U	mg/l
-WC-SCB8-COMP1B	8270C	4/26/2006	2,4-Dinitrotoluene		0.008	U	mg/l
-WC-SCB8-COMP1B	8270C	4/26/2006	Hexachlorobenzene		0.004	U	mg/l
-WC-SCB8-COMP1B	8270C	4/26/2006	Pyridine		0.04	U	mg/l
-WC-SCB8-COMP1B	9040B	4/26/2006	Corrosivity	11.39	0.0		std units
-WC-SCB8-COMP1B	VOL1C 7.3.3	4/26/2006	Reactive Cyanide		25.0	U	mg/kg
-WC-SCB8-COMP1B	VOL1C 7.3.4	4/26/2006	Reactive Sulfide		20.0	U	mg/kg
SAMPLE ID: SCB8-COMP2B							
-WC-SCB8-COMP2B	1020A	4/26/2006	Ignitability	>0.0	0.0		deg F
-WC-SCB8-COMP2B	418.1	4/26/2006	Total Petroleum Hydrocarbons	890	25		mg/kg
-WC-SCB8-COMP2B	6010B	4/26/2006	Chromium	191	0.78		mg/kg
-WC-SCB8-COMP2B	6010B	4/26/2006	Silver		0.013	U	mg/l
-WC-SCB8-COMP2B	6010B	4/26/2006	Arsenic		0.024	U	mg/l
-WC-SCB8-COMP2B	6010B	4/26/2006	Barium	0.24	0.0075	B	mg/l
-WC-SCB8-COMP2B	6010B	4/26/2006	Cadmium		0.0030	U	mg/l
-WC-SCB8-COMP2B	6010B	4/26/2006	Chromium	0.25	0.015		mg/l
-WC-SCB8-COMP2B	6010B	4/26/2006					
-WC-SCB8-COMP2B	6010B	4/26/2006	Lead		0.013	U	mg/l
-WC-SCB8-COMP2B	6010B	4/26/2006	Selenium		0.025	U	mg/l
-WC-SCB8-COMP2B	7196A	4/26/2006	Chromium VI	9.4	2.59		mg/kg
-WC-SCB8-COMP2B	7470A	4/26/2006	Mercury		0.00010	U	mg/l
-WC-SCB8-COMP2B	8081A	4/26/2006	gamma-BHC (Lindane)		0.0005	U	mg/l
-WC-SCB8-COMP2B	8081A	4/26/2006	Chlordane		0.005	U	mg/l
-WC-SCB8-COMP2B	8081A	4/26/2006	Endrin		0.0005	U	mg/l
-WC-SCB8-COMP2B	8081A	4/26/2006	Heptachlor		0.0005	U	mg/l
-WC-SCB8-COMP2B	8081A	4/26/2006	Heptachlor epoxide		0.0005	U	mg/l
-WC-SCB8-COMP2B	8081A	4/26/2006	Methoxychlor		0.0005	U	mg/l
-WC-SCB8-COMP2B	8081A	4/26/2006	Toxaphene		0.005	U	mg/l
-WC-SCB8-COMP2B	8082	4/26/2006	Aroclor-1016		87	U	ug/kg
-WC-SCB8-COMP2B	8082	4/26/2006	Aroclor-1221		87	U	ug/kg
-WC-SCB8-COMP2B	8082	4/26/2006	Aroclor-1232		87	U	ug/kg
-WC-SCB8-COMP2B	8082	4/26/2006	Aroclor-1242		87	U	ug/kg
-WC-SCB8-COMP2B	8082	4/26/2006	Aroclor-1248		87	U	ug/kg
-WC-SCB8-COMP2B	8082	4/26/2006	Aroclor-1254		87	U	ug/kg
-WC-SCB8-COMP2B	8082	4/26/2006	Aroclor-1260		87	U	ug/kg
-WC-SCB8-COMP2B	8082	4/26/2006	Aroclor-1262		87	U	ug/kg
-WC-SCB8-COMP2B	8082	4/26/2006	Aroclor-1268		87	U	ug/kg
-WC-SCB8-COMP2B	8151A	4/26/2006	2,4-D		0.08	U	mg/l
-WC-SCB8-COMP2B	8151A	4/26/2006	2,4,5-TP (Silvex)		0.08	U	mg/l
-WC-SCB8-COMP2B	8260B	4/26/2006	Vinyl Chloride		0.005	U	mg/l
-WC-SCB8-COMP2B	8260B	4/26/2006	1,1-Dichloroethene		0.002	U	mg/l
-WC-SCB8-COMP2B	8260B	4/26/2006	Chloroform		0.005	U	mg/l
-WC-SCB8-COMP2B	8260B	4/26/2006	1,2-Dichloroethane		0.002	U	mg/l
-WC-SCB8-COMP2B	8260B	4/26/2006	Methyl Ethyl Ketone		0.005	U	mg/l
-WC-SCB8-COMP2B	8260B	4/26/2006	Carbon Tetrachloride		0.002	U	mg/l
-WC-SCB8-COMP2B	8260B	4/26/2006	Trichloroethene		0.001	U	mg/l
-WC-SCB8-COMP2B	8260B	4/26/2006	Benzene		0.001	U	mg/l
-WC-SCB8-COMP2B	8260B	4/26/2006	Tetrachloroethene		0.001	U	mg/l
-WC-SCB8-COMP2B	8260B	4/26/2006	Chlorobenzene		0.005	U	mg/l
-WC-SCB8-COMP2B	8270C	4/26/2006	o-Cresol		0.04	U	mg/l
-WC-SCB8-COMP2B	8270C	4/26/2006	m&p-Cresol		0.04	U	mg/l

SCB8 STOCKPILE

WASTE CHARACTERIZATION RESULT LIST

Sample ID	Method Id	Date Collected	Parameter	Result	RL	Qual	Units
-WC-SCB8-COMP2B	8270C	4/26/2006	2,4,6-Trichlorophenol		0.04	U	mg/l
-WC-SCB8-COMP2B	8270C	4/26/2006	2,4,5-Trichlorophenol		0.04	U	mg/l
-WC-SCB8-COMP2B	8270C	4/26/2006	Pentachlorophenol		0.12	U	mg/l
-WC-SCB8-COMP2B	8270C	4/26/2006	1,4-Dichlorobenzene		0.04	U	mg/l
-WC-SCB8-COMP2B	8270C	4/26/2006	Hexachloroethane		0.004	U	mg/l
-WC-SCB8-COMP2B	8270C	4/26/2006	Nitrobenzene		0.004	U	mg/l
-WC-SCB8-COMP2B	8270C	4/26/2006	Hexachlorobutadiene		0.008	U	mg/l
-WC-SCB8-COMP2B	8270C	4/26/2006	2,4-Dinitrotoluene		0.008	U	mg/l
-WC-SCB8-COMP2B	8270C	4/26/2006	Hexachlorobenzene		0.004	U	mg/l
-WC-SCB8-COMP2B	8270C	4/26/2006	Pyridine		0.04	U	mg/l
-WC-SCB8-COMP2B	9040B	4/26/2006	Corrosivity	11.58	0.0		std units
-WC-SCB8-COMP2B	VOL1C 7.3.3	4/26/2006	Reactive Cyanide		25.0	U	mg/kg
-WC-SCB8-COMP2B	VOL1C 7.3.4	4/26/2006	Reactive Sulfide		20.0	U	mg/kg

Table Notes:

U - The compound was not detected at the indicated Method of Detection Limit (MDL)

J - Mass spectral data indicates the presence of a compound that meets the identification criteria. The results is less than the specified quantitation limit but greater than or equal to the method of detection limit. The concentration given is an approximate value.

B - Reported value is less than the practical Quantitation Limit but greater than or equal to the Instrument Detection Limit.

Shaded area represents sample result exceeded the TCLP hazardous limit of 5mg/l for Chromium

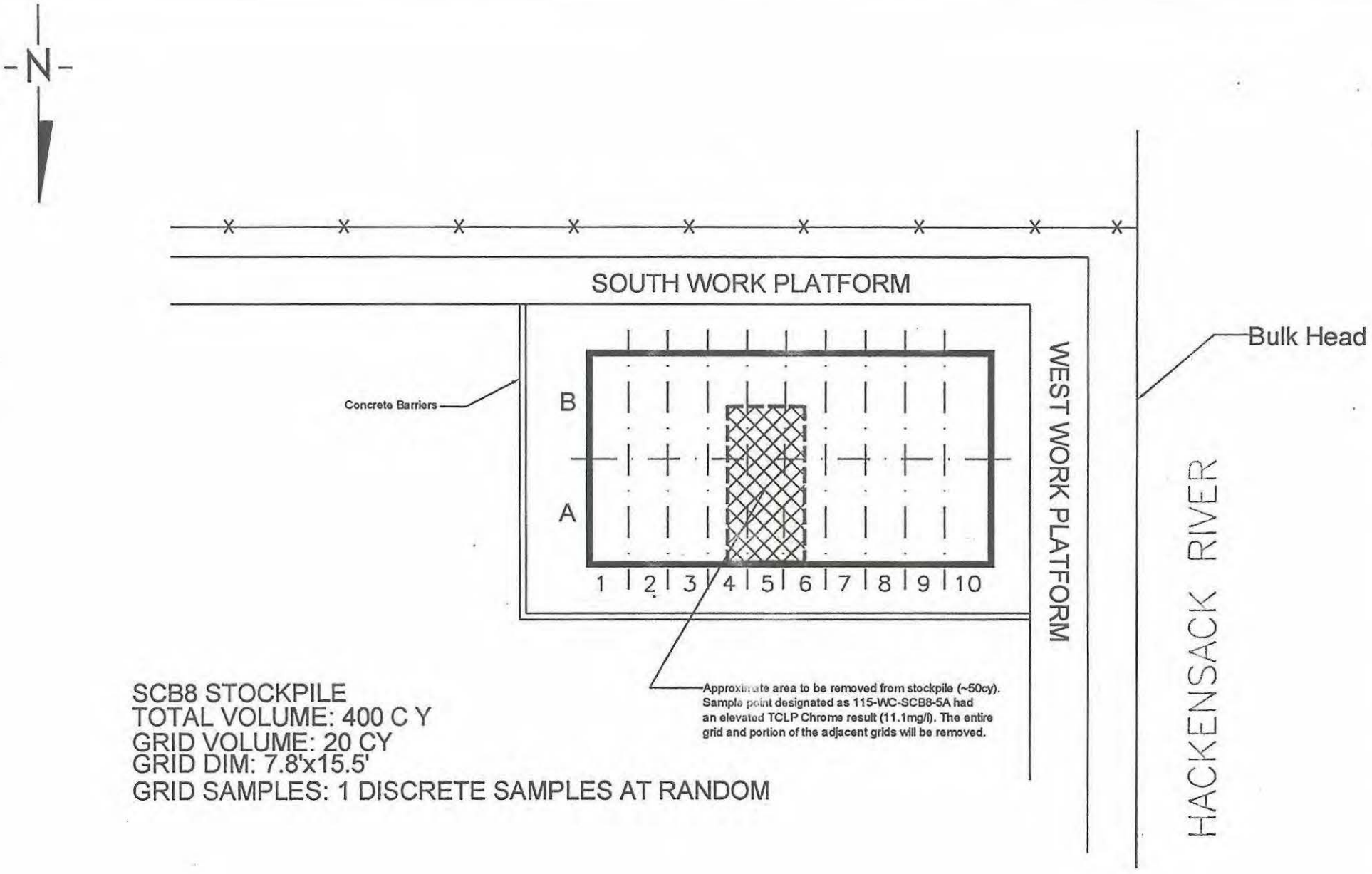

SCB8 STOCKPILE
TOTAL VOLUME: 400 C Y
GRID VOLUME: 20 CY
GRID DIM: 7.8'x15.5'
GRID SAMPLES: 1 DISCRETE SAMPLES AT RANDOM

TITLE: SCB8 STOCKPILE SAMPLING LOCATION MAP

LOCATION: SA-7

HONEYWELL
441 ROUTE 440
JERSEY CITY NJ, 07305

CHECKED:	DJC
DRAFTED:	DJC
FILE:	SCB8_051206
DATE:	5/12/06

FIGURE: 1

SEVERN TRENT STL

SUMMARY OF ANALYTICAL RESULTS: R190

The Action Levels listed reflect current STL Edison knowledge of the standards and are intended as general guidance for the user. Please consult appropriate regulations and cleanup standards for your specific application.

Sample ID	NJ Residential	NJ Non-Residential	NJ Impact to	-WC-SCB8-COMP1A		-WC-SCB8-COMP2A		-WC-SCB8-COMP1B	
Lab Sample No.	Direct Contact	Direct Contact	Ground Water	733163		733164		733165	
Sampling Date	Soil Cleanup	Soil Cleanup	Soil Cleanup	4/26/2006 0:00		4/26/2006 0:00		4/26/2006 0:00	
Matrix	Criteria	Criteria	Criteria	SOLID		SOLID		SOLID	
Dilution Factor									
Units									
WET CHEMISTRY									
Total Petroleum Hydrocarbons (418.1) (mg/kg)	NA	NA	NA	548		1150		643	
Ignitability (deg F)	NA	NA	NA	Non-ignitable		Non-ignitable		Non-ignitable	
Corrosivity (std units)	NA	NA	NA	11.39		11.56		11.39	
Reactive Cyanide (mg/kg)	NA	NA	NA	25	U	25	U	25	U
Reactive Sulfide (mg/kg)	NA	NA	NA	20	U	20	U	20	U
Chromium VI (mg/kg)	NA	NA	NA	8.5		10.5		6.9	

NR - Not analyzed.

U - The compound was not detected at the indicated concentration.

Generated on 5/16/2006 9:43:28 AM

SEVERN TRENT STL

SUMMARY OF ANALYTICAL RESULTS: R19(

The Action Levels listed reflect current STL I
guidance for the user. Please consult appro(

Sample ID	-WC-SCB8-COMP2B	
Lab Sample No.	733166	
Sampling Date	4/26/2006 0:00	
Matrix	SOLID	
Dilution Factor		
Units		
WET CHEMISTRY		
Total Petroleum Hydrocarbons (418.1) (mg/kg)	890	
Ignitability (deg F)	Non-ignitable	
Corrosivity (std units)	11.58	
Reactive Cyanide (mg/kg)	25	U
Reactive Sulfide (mg/kg)	20	U
Chromium VI (mg/kg)	9.4	

NR - Not analyzed.
U - The compound was not detected at the indi(

Generated on 5/16/2006 9:43:28 AM

SEVERN TRENT STL

SUMMARY OF ANALYTICA

Sample ID		-WC-SCB8-COMP1A		-WC-SCB8-COMP2A		-WC-SCB8-COMP1B		-WC-SCB8-COMP2B	
Lab Sample No.		733163		733164		733165		733166	
Sampling Date		4/26/2006 0:00		4/26/2006 0:00		4/26/2006 0:00		4/26/2006 0:00	
Matrix		SOLID		SOLID		SOLID		SOLID	
Dilution Factor									
Units		mg/l		mg/l		mg/l		mg/l	
TCLP METALS									
Chromium		NR		NR		NR		NR	
Arsenic		0.024	U	0.024	U	0.024	U	0.024	U
Barium		0.25	B	0.24	B	0.32	B	0.24	B
Cadmium		0.003	U	0.003	U	0.003	U	0.003	U
Lead		0.013	U	0.013	U	0.013	U	0.013	U
Mercury		0.0001	U	0.0001	U	0.0001	U	0.0001	U
Selenium		0.025	U	0.025	U	0.025	U	0.025	U
Silver		0.013	U	0.013	U	0.013	U	0.013	U

NR - Not analyzed.
U - The compound was not d
B - Reported value is less tha
N - The spiked sample recov

Generated on 5/16/2006 9:4

SEVERN TRENT STL

SUMMARY OF ANALYTICA

Sample ID	115-WC-SCB8-4B	115-WC-SCB8-5B		115-WC-SCB8-6B	115-WC-SCB8-7B	115-WC-SCB8-8B	115-WC-SCB8-9B	115-WC-SCB8-10B
Lab Sample No.	731113	731114		731115	731116	731117	731118	731119
Sampling Date	4/26/2006 0:00	4/26/2006 0:00		4/26/2006 0:00	4/26/2006 0:00	4/26/2006 0:00	4/26/2006 0:00	4/26/2006 0:00
Matrix	SOLID	SOLID		SOLID	SOLID	SOLID	SOLID	SOLID
Dilution Factor								
Units	mg/l	mg/l		mg/l	mg/l	mg/l	mg/l	mg/l
TCLP METALS								
Chromium	0.09	0.05	B	0.09	0.24	0.09	0.34	0.14
Arsenic	NR	NR		NR	NR	NR	NR	NR
Barium	NR	NR		NR	NR	NR	NR	NR
Cadmium	NR	NR		NR	NR	NR	NR	NR
Lead	NR	NR		NR	NR	NR	NR	NR
Mercury	NR	NR		NR	NR	NR	NR	NR
Selenium	NR	NR		NR	NR	NR	NR	NR
Silver	NR	NR		NR	NR	NR	NR	NR

NR - Not analyzed.
U - The compound was not d
B - Reported value is less tha
N - The spiked sample recov

Generated on 5/16/2006 9:4

SEVERN TRENT STL

SUMMARY OF ANALYTICAL RESULTS: R190

Sample ID	115-WC-SCB8-1A	115-WC-SCB8-2A	115-WC-SCB8-3A	115-WC-SCB8-4A	115-WC-SCB8-5A	115-WC-SCB8-6A	115-WC-SCB8-7A
Lab Sample No.	731100	731101	731102	731103	731104	731105	731106
Sampling Date	4/26/2006 0:00	4/26/2006 0:00	4/26/2006 0:00	4/26/2006 0:00	4/26/2006 0:00	4/26/2006 0:00	4/26/2006 0:00
Matrix	SOLID	SOLID	SOLID	SOLID	SOLID	SOLID	SOLID
Dilution Factor							
Units	mg/l	mg/l	mg/l	mg/l	mg/l	mg/l	mg/l
TCLP METALS							
Chromium	0.08	0.1	0.09	0.09	11.1	0.17	0.08
Arsenic	NR	NR	NR	NR	NR	NR	NR
Barium	NR	NR	NR	NR	NR	NR	NR
Cadmium	NR	NR	NR	NR	NR	NR	NR
Lead	NR	NR	NR	NR	NR	NR	NR
Mercury	NR	NR	NR	NR	NR	NR	NR
Selenium	NR	NR	NR	NR	NR	NR	NR
Silver	NR	NR	NR	NR	NR	NR	NR

NR - Not analyzed.

U - The compound was not detected at the indicated concentration.

B - Reported value is less than the Reporting Limit but greater than the Instrument Detection Limit.

N - The spiked sample recovery is not within control limits.

Generated on 5/16/2006 9:43:28 AM

SEVERN TRENT STL

SUMMARY OF ANALYTICA

Sample ID	115-WC-SCB8-8A	115-WC-SCB8-9A	115-WC-SCB8-10A	115-WC-SCB8-1B	115-WC-SCB8-2B		115-WC-SCB8-3B	
Lab Sample No.	731107	731108	731109	731110	731111		731112	
Sampling Date	4/26/2006 0:00	4/26/2006 0:00	4/26/2006 0:00	4/26/2006 0:00	4/26/2006 0:00		4/26/2006 0:00	
Matrix	SOLID	SOLID	SOLID	SOLID	SOLID		SOLID	
Dilution Factor								
Units	mg/l	mg/l	mg/l	mg/l	mg/l		mg/l	
TCLP METALS								
Chromium	0.26	0.07	0.23	0.1	0.03	B	0.04	B
Arsenic	NR	NR	NR	NR	NR		NR	
Barium	NR	NR	NR	NR	NR		NR	
Cadmium	NR	NR	NR	NR	NR		NR	
Lead	NR	NR	NR	NR	NR		NR	
Mercury	NR	NR	NR	NR	NR		NR	
Selenium	NR	NR	NR	NR	NR		NR	
Silver	NR	NR	NR	NR	NR		NR	

NR - Not analyzed.
U - The compound was not d
B - Reported value is less tha
N - The spiked sample recov

Generated on 5/16/2006 9:4

SEVERN TRENT STL

SUMMARY OF ANALYTICAL RESULTS: R190

The Action Levels listed reflect current STL Edison knowledge of the standards and are intended as general guidance for the user. Please consult appropriate regulations and cleanup standards for your specific application.

Sample ID	NJ Residential	NJ Non-Residential	NJ Impact to	-WC-SCB8-COMP1A	-WC-SCB8-COMP2A	-WC-SCB8-COMP1B	-WC-SCB8-COMP2B
Lab Sample No.	Direct Contact	Direct Contact	Ground Water	733163	733164	733165	733166
Sampling Date	Soil Cleanup	Soil Cleanup	Soil Cleanup	4/26/2006 0:00	4/26/2006 0:00	4/26/2006 0:00	4/26/2006 0:00
Matrix	Criteria	Criteria	Criteria	SOLID	SOLID	SOLID	SOLID
Dilution Factor							
Units	mg/kg	mg/kg	mg/kg	mg/kg	mg/kg	mg/kg	mg/kg
METALS							
Chromium	NA	NA	NA	218	153	152	191

NR - Not analyzed.

U - The compound was not detected at the indicated concentration.

B - Reported value is less than the Reporting Limit but greater than the Instrument Detection Limit.

N - The spiked sample recovery is not within control limits.

Generated on 5/16/2006 9:43:27 AM

SEVERN TRENT STL

SUMMARY OF ANALYTICAL RESULTS: R190

Sample ID	-WC-SCB8-COMP2A		-WC-SCB8-COMP1B		-WC-SCB8-COMP2B	
Lab Sample No.	733164		733165		733166	
Sampling Date	4/26/2006 0:00		4/26/2006 0:00		4/26/2006 0:00	
Matrix	SOLID		SOLID		SOLID	
Dilution Factor	1		1		1	
Units	mg/l		mg/l		mg/l	
TCLP PESTICIDES/PCBs						
2,4-D	0.08	U	0.08	U	0.08	U
2,4,5-TP (Silvex)	0.08	U	0.08	U	0.08	U

NR - Not analyzed.

U - The compound was not detected at the indicated concentration.

J - Data indicates the presence of a compound that meets the identification criteria. The result is less than the quantitation limit but greater than zero. The concentration given is an approximate value.

B - The analyte was found in the laboratory blank as well as the sample. This indicates possible laboratory contamination of the sample.

P - For dual column analysis, the percent difference between the quantitated concentrations on the two columns is greater than 40%

* - For dual column analysis, the lowest quantitated concentration is being reported due to coeluting interference.

Generated on 5/16/2006 9:43:27 AM

SEVERN TRENT STL

SUMMARY OF ANALYTICAL RESULTS: R190

Sample ID	-WC-SCB8-COMP1A	
Lab Sample No.	733163	
Sampling Date	4/26/2006 0:00	
Matrix	SOLID	
Dilution Factor	1	
Units	mg/l	
TCLP PESTICIDES/PCBs		
2,4-D	0.08	U
2,4,5-TP (Silvex)	0.08	U

NR - Not analyzed.

U - The compound was not detected at the indicated concentration.

J - Data indicates the presence of a compound that meets the identification criteria. The result is less than the quantitation limit but greater than zero. The concentration given is an approximate value.

B - The analyte was found in the laboratory blank as well as the sample. This indicates possible laboratory contamination of the sample.

P - For dual column analysis, the percent difference between the quantitated concentrations on the two columns is greater than 40%

* - For dual column analysis, the lowest quantitated concentration is being reported due to coeluting interference.

Generated on 5/16/2006 9:43:26 AM

SEVERN TRENT STL

SUMMARY OF ANALYTICAL RESULTS: R19(

The Action Levels listed reflect current STL I
guidance for the user. Please consult appro|

Sample ID	-WC-SCB8-COMP2B	
Lab Sample No.	733166	
Sampling Date	4/26/2006 0:00	
Matrix	SOLID	
Dilution Factor	1	
Units	mg/kg	
PESTICIDES/PCBs		
Aroclor-1016	0.087	U
Aroclor-1221	0.087	U
Aroclor-1232	0.087	U
Aroclor-1242	0.087	U
Aroclor-1248	0.087	U
Aroclor-1254	0.087	U
Aroclor-1260	0.087	U
Aroclor-1262	0.087	U
Aroclor-1268	0.087	U

NR - Not analyzed.
U - The compound was not detected at the indi(
J - Data indicates the presence of a compound
The concentration given is an approximate v(
B - The analyte was found in the laboratory blar
P - For dual column analysis, the percent differ(
* - For dual column analysis, the lowest quantit(

Generated on 5/16/2006 9:43:25 AM

STL

SUMMARY OF ANALYTICAL RESULTS: R190

The Action Levels listed reflect current STL Edison knowledge of the standards and are intended as general guidance for the user. Please consult appropriate regulations and cleanup standards for your specific application.

Sample ID	NJ Residential	NJ Non-Residential	NJ Impact to	-WC-SCB8-COMP1A		-WC-SCB8-COMP2A		-WC-SCB8-COMP1B	
Lab Sample No.	Direct Contact	Direct Contact	Ground Water	733163		733164		733165	
Sampling Date	Soil Cleanup	Soil Cleanup	Soil Cleanup	4/26/2006 0:00		4/26/2006 0:00		4/26/2006 0:00	
Matrix	Criteria	Criteria	Criteria	SOLID		SOLID		SOLID	
Dilution Factor				1		1		1	
Units	mg/kg	mg/kg	mg/kg	mg/kg		mg/kg		mg/kg	
PESTICIDES/PCBs									
Aroclor-1016	0.49	2	50	0.083	U	0.081	U	0.082	U
Aroclor-1221	0.49	2	50	0.083	U	0.081	U	0.082	U
Aroclor-1232	0.49	2	50	0.083	U	0.081	U	0.082	U
Aroclor-1242	0.49	2	50	0.083	U	0.081	U	0.082	U
Aroclor-1248	0.49	2	50	0.083	U	0.081	U	0.082	U
Aroclor-1254	0.49	2	50	0.083	U	0.081	U	0.082	U
Aroclor-1260	0.49	2	50	0.083	U	0.081	U	0.082	U
Aroclor-1262	NA	NA	NA	0.083	U	0.081	U	0.082	U
Aroclor-1268	NA	NA	NA	0.083	U	0.081	U	0.082	U

NR - Not analyzed.

U - The compound was not detected at the indicated concentration.

J - Data indicates the presence of a compound that meets the identification criteria. The result is less than the quantitation limit but greater than zero. The concentration given is an approximate value.

B - The analyte was found in the laboratory blank as well as the sample. This indicates possible laboratory contamination of the sample.

P - For dual column analysis, the percent difference between the quantitated concentrations on the two columns is greater than 40%

* - For dual column analysis, the lowest quantitated concentration is being reported due to coeluting interference.

Generated on 5/16/2006 9:43:25 AM

SEVERN TRENT STL

SUMMARY OF ANALYTICAL RESULTS: R190

Sample ID	-WC-SCB8-COMP1A		-WC-SCB8-COMP2A		-WC-SCB8-COMP1B		-WC-SCB8-COMP2B	
Lab Sample No.	733163		733164		733165		733166	
Sampling Date	4/26/2006 0:00		4/26/2006 0:00		4/26/2006 0:00		4/26/2006 0:00	
Matrix	SOLID		SOLID		SOLID		SOLID	
Dilution Factor	1		1		1		1	
Units	mg/l		mg/l		mg/l		mg/l	
TCLP PESTICIDES/PCBs								
gamma-BHC (Lindane)	0.0005	U	0.0005	U	0.0005	U	0.0005	U
Chlordane	0.005	U	0.005	U	0.005	U	0.005	U
Endrin	0.0005	U	0.0005	U	0.0005	U	0.0005	U
Heptachlor	0.0005	U	0.0005	U	0.0005	U	0.0005	U
Heptachlor epoxide	0.0005	U	0.0005	U	0.0005	U	0.0005	U
Methoxychlor	0.0005	U	0.0005	U	0.0005	U	0.0005	U
Toxaphene	0.005	U	0.005	U	0.005	U	0.005	U

NR - Not analyzed.

U - The compound was not detected at the indicated concentration.

J - Data indicates the presence of a compound that meets the identification criteria. The result is less than the quantitation limit but greater than zero. The concentration given is an approximate value.

B - The analyte was found in the laboratory blank as well as the sample. This indicates possible laboratory contamination of the sample.

P - For dual column analysis, the percent difference between the quantitated concentrations on the two columns is greater than 40%

* - For dual column analysis, the lowest quantitated concentration is being reported due to coeluting interference.

Generated on 5/16/2006 9:43:25 AM

SEVERN TRENT STL

SUMMARY OF ANALYTICAL RESULTS: R190

Sample ID	-WC-SCB8-COMP1A		-WC-SCB8-COMP2A		-WC-SCB8-COMP1B		-WC-SCB8-COMP2B	
Lab Sample No.	733163		733164		733165		733166	
Sampling Date	4/26/2006 0:00		4/26/2006 0:00		4/26/2006 0:00		4/26/2006 0:00	
Matrix	SOLID		SOLID		SOLID		SOLID	
Dilution Factor	1		1		1		1	
Units	mg/l		mg/l		mg/l		mg/l	
TCLP SEMIVOLATILE COMPOUNDS (GC/MS)								
o-Cresol	0.04	U	0.04	U	0.04	U	0.04	U
m&p-Cresol	0.04	U	0.04	U	0.04	U	0.04	U
2,4,6-Trichlorophenol	0.04	U	0.04	U	0.04	U	0.04	U
2,4,5-Trichlorophenol	0.04	U	0.04	U	0.04	U	0.04	U
Pentachlorophenol	0.08	J	0.12	U	0.12	U	0.12	U
1,4-Dichlorobenzene	0.04	U	0.04	U	0.04	U	0.04	U
Hexachloroethane	0.004	U	0.004	U	0.004	U	0.004	U
Nitrobenzene	0.004	U	0.004	U	0.004	U	0.004	U
Hexachlorobutadiene	0.008	U	0.008	U	0.008	U	0.008	U
2,4-Dinitrotoluene	0.008	U	0.008	U	0.008	U	0.008	U
Hexachlorobenzene	0.004	U	0.004	U	0.004	U	0.004	U
Pyridine	0.04	U	0.04	U	0.04	U	0.04	U

NR - Not analyzed.

U - The compound was not detected at the indicated concentration.

J - Data indicates the presence of a compound that meets the identification criteria. The result is less than the quantitation limit but greater than zero. The concentration given is an approximate value.

B - The analyte was found in the laboratory blank as well as the sample. This indicates possible laboratory contamination of the sample.

Generated on 5/16/2006 9:43:24 AM

SEVERN TRENT STL

SUMMARY OF ANALYTICAL RESULTS: R190

Sample ID	-WC-SCB8-COMP1A		-WC-SCB8-COMP2A		-WC-SCB8-COMP1B		-WC-SCB8-COMP2B	
Lab Sample No.	733163		733164		733165		733166	
Sampling Date	4/26/2006 0:00		4/26/2006 0:00		4/26/2006 0:00		4/26/2006 0:00	
Matrix	SOLID		SOLID		SOLID		SOLID	
Dilution Factor	1		1		1		1	
Units	mg/l		mg/l		mg/l		mg/l	
TCLP VOLATILE COMPOUNDS (GC/MS)								
Vinyl Chloride	0.005	U	0.005	U	0.005	U	0.005	U
1,1-Dichloroethene	0.002	U	0.002	U	0.002	U	0.002	U
Chloroform	0.005	U	0.005	U	0.005	U	0.005	U
1,2-Dichloroethane	0.002	U	0.002	U	0.002	U	0.002	U
Methyl Ethyl Ketone	0.005	U	0.005	U	0.005	U	0.005	U
Carbon Tetrachloride	0.002	U	0.002	U	0.002	U	0.002	U
Trichloroethene	0.001	U	0.001	U	0.001	U	0.001	U
Benzene	0.001	U	0.001	U	0.001	U	0.001	U
Tetrachloroethene	0.001	U	0.001	U	0.001	U	0.001	U
Chlorobenzene	0.005	U	0.005	U	0.005	U	0.005	U

NR - Not analyzed.

U - The compound was not detected at the indicated concentration.

J - Data indicates the presence of a compound that meets the identification criteria. The result is less than the quantitation limit but greater than zero. The concentration given is an approximate value.

B - The analyte was found in the laboratory blank as well as the sample. This indicates possible laboratory contamination of the sample.

5/16/06

Michael J Urban
Laboratory Director

SCB8 STOCKPILE

TCLP Chromium Result List

Sample ID	Method Id	Date Collected	Result	RL	Qual	Units
115-WC-SCB8-1A	6010B	4/26/2006	0.08	0.015		mg/l
115-WC-SCB8-2A	6010B	4/26/2006	0.10	0.015		mg/l
115-WC-SCB8-3A	6010B	4/26/2006	0.09	0.015		mg/l
115-WC-SCB8-4A	6010B	4/26/2006	0.09	0.015		mg/l
115-WC-SCB8-5A	6010B	4/26/2006	11.1	0.015		mg/l
115-WC-SCB8-6A	6010B	4/26/2006	0.17	0.015		mg/l
115-WC-SCB8-7A	6010B	4/26/2006	0.08	0.015		mg/l
115-WC-SCB8-8A	6010B	4/26/2006	0.26	0.015		mg/l
115-WC-SCB8-9A	6010B	4/26/2006	0.07	0.015		mg/l
115-WC-SCB8-10A	6010B	4/26/2006	0.23	0.015		mg/l
115-WC-SCB8-1B	6010B	4/26/2006	0.10	0.015		mg/l
115-WC-SCB8-2B	6010B	4/26/2006	0.03	0.015	B	mg/l
115-WC-SCB8-3B	6010B	4/26/2006	0.04	0.015	B	mg/l
115-WC-SCB8-4B	6010B	4/26/2006	0.09	0.015		mg/l
115-WC-SCB8-5B	6010B	4/26/2006	0.05	0.015	B	mg/l
115-WC-SCB8-6B	6010B	4/26/2006	0.09	0.015		mg/l
115-WC-SCB8-7B	6010B	4/26/2006	0.24	0.015		mg/l
115-WC-SCB8-8B	6010B	4/26/2006	0.09	0.015		mg/l
115-WC-SCB8-9B	6010B	4/26/2006	0.34	0.015		mg/l
115-WC-SCB8-10B	6010B	4/26/2006	0.14	0.015		mg/l

FILE NO: 31.1

WASTE MANAGEMENT

GENERATOR'S WASTE PROFILE SHEET (SCBS)

PLEASE PRINT IN INK OR TYPE

Service Agreeement on File? ☐ Yes ☐ No Profile Number: WMI

Renewal Date: _____

A. Waste Generator Information

1. Generator Name: HONEYWELL INTERNATIONAL
2. SIC Code: N/A
3. Facility Street Address: 441-ROUTE 440
4. Phone: 973-455-2175
5. Facility City: JERSEY CITY
6. State/Province: NEW JERSEY
7. Zip/Postal Code: 07305
8. Generator USEPA/Federal ID #: NJD986581437
9. County: HUDSON
10. State/Province ID #: NEW JERSEY
11. Customer Name: HONEYWELL INTERNATIONAL
12. Customer Phone: 973-455-2175
13. Customer Contact: WILLIAM HAGUE
14. Customer Fax: 973-455-2315

B. Waste Stream Information

1. Name of Waste: ID-27 NON HAZARDOUS SOIL
2. State Waste Code: N/A
3. Process Generating Waste: DISPLACED CLEAN IMPORTED FILL MATERIAL WITH CEMENT AND BENTONITE FROM THE CONTRUCTION OF BARRIER WALL.
4. Estimated Annual Volume: 8,900 ☐ Tons ☒ Yards ☐ Other (specify) _____
5. Personal Protective Equipment Requirements GLOVES
6. Transporter/Transfer Station HORWITH TRUCKING.
7. Is this a US Department of Transportation (USDOT) Hazardous Material? (If no, skip 8, 9 & 10) ☐ Yes ☒ No
8. Reportable Quantity (lbs.;kgs.): —
9. Hazardous Class/ID #: —
10. USDOT Shipping Name: —

☒ Check if additional information is attached. Indicate the number of attached pages: ____

C. Generator's Certification (Please check appropriate responses, sign, and date below.)

1. Is the waste represented by this waste profile sheet a "Hazardous Waste," as defined by USEPA, Canadian, Mexican and/or state/province regulation, in the location where generated or ultimately managed?		☐ Yes	☒ No
2. Does the waste represented by this waste profile sheet contain regulated radioactive material or regulated concentrations of Polychlorinated Biphenyls (PCBs)?		☐ Yes	☒ No
3. Does this waste profile sheet and all attachments contain true and accurate descriptions of the waste material?		☒ Yes	☐ No
4. Has all relevant information within the possession of the Generator regarding known or suspected hazards pertaining to the waste been disclosed to the Contractor?		☒ Yes	☐ No
5. Is the analytical data attached hereto derived from testing a representative sample in accordance with 40 CFR 261.20 (c) or equivalent rules?	☐ N/A	☒ Yes	☐ No
6. Will all changes that occur in the character of the waste be identified by the Generator and disclosed to the Contractor prior to providing the waste to the Contractor?		☒ Yes	☐ No

Certification Signature & Date [signature] 4/17/06 Title: CONSTRUCTION DIRECTOR

Name (Type or Print): WILLIAM J. HAGUE Customer Name: HONEYWELL INTERNATIONAL

D. WMI Management's Decision

1. Management Method: ☐ Landfill ☐ Solidify ☐ Bioremediation ☐ Other (specify) _____
2. Proposed Ultimate Management Facility: _____ 3. Hours of Acceptence: _____ ☐ N/A
4. Supplemental Information: _____
5. Precautions, Special Handling Procedures, or Limitations on Approval: _____

Special Waste Decision: ☐ Approved ☐ Disapproved

Salesperson's Signature: _____ Date: _____

Division Approval Signature (Optional): _____ Date: _____

Special Waste Approvals Person Signature _____ Date: _____

WM FILE
SCB5

60 Kellogg Street,
Jersey City NJ07305
Phone: 201-413-5160
Fax: 201-413-5161

Construction Management Team
Study Area 7

APRIL 18, 2006

NJMC
1 DE KORTE PARK PLAZA
LYNDHURST, NJ 07071
ATTENTION: MR. CHRIS DOUR

SUBJECT: 8,900 CY OF NON HAZARDOUS SOIL LOCATED AT HONEYWELL (SA-7) FACILITY, 441 ROUTE 440, JERSEY CITY, NJ.

DEAR MR. DOUR,

Enclosed are the following items that are required as part of the NJMC approval process for direct landfill to 1-E landfill. This submittal is for another stockpile that is designated as SCB5 and located at the above reference site. Please note that this material being proposed is the same as the three previous submitted profiles for 1-E landfill.

- Waste Management Profile
- Copy of the certified analytical report prepared by STL.
- Sampling Plan
- Sampling Diagram
- Generators Indemnification and ID-27 Certification letter

If you should have any question or comments, please do not hesitate to contact me at 609-915-7388.

SINCERELY

DINO CICCONE
SA-7 WASTE MANAGER

CC:
WILLIAM HAGUE (HONEYWELL)
HELEN FAHEY (HONEYWELL)
JOE BESCA (DEMAXIMIS)
SA-7 SITE FILE NO: ~~31.3~~ 31.1

WASTE CLASSIFICATION PROTOCOL

STAGED SCB SPOILS
SCB #5
LOCATED AT THE
SA-7 FACILITY
441 ROUTE 440
JERSEY CITY, NEW JERSEY

PREPARED BY:

SA-7 Construction Management Team
60 KELLOGG STREET
JERSEY CITY, NJ 07307
DINO CICCONE

DATE: March 20, 2006
File No: Sampling and Analysis 31.3

1.0 PURPOSE

The purpose of this document is to establish a protocol to characterize the estimated 8,900 cubic yards of stockpiled SCB spoils designated as SCB #5 located at the SA-7 facility in Jersey City, New Jersey. SCB #5 stockpile is staged on the South work platform. This sampling protocol is to determine if the SCB spoils is acceptable for NJMC soil reuse as landfill cover or direct landfill. The soil must be analyzed for New Jersey Department of Environmental Protection (DEP) ID27 parameters. This includes Toxicity Characteristic Leaching Procedure (TCLP) tests for metals and full organics, RCRA characteristics (ignitability, corrosivity, and reactivity), PCB's, and Total Petroleum Hydrocarbon's (TPH), as well as Herbicides/Pesticides. Additionally total chromium and hexavalent chromium will be performed on the samples.

The results will be compared to RCRA hazardous limit outlined in N.J.A.C 7:26-8.12 Table 1.This sampling protocol will be used by Honeywell to classify the SCB spoils as hazardous or non-hazardous.

2.0 SAMPLE COLLECTION

The key to characterizing the SCB spoils is to determine the appropriate number of representative samples to be collected. The stockpile should be field measure and a volume should be calculated. The New Jersey Department of Environmental Protection (NJDEP) has established a protocol for obtaining representative samples in support of obtaining a letter of classification. Appendix 1 of the NJDEP August 2001 "Waste Classification Request Form and Instructions" manual was used as a reference to develop this protocol. It should be noted that the NJDEP manual is based on Chapter 7 of EPA's guidance document 230/02-89-042, "Methods for Evaluating the Attainment of Cleanup Standards, Volume 1: Soils and Solid Media". Therefore, the NJDEP manual provides an appropriate reference in the development of this sampling protocol. The following definitions have been established for this document:

"Grid": *a unit of waste designated for sampling, the boundary of which extends to three dimensions.*

"Grid Composite": *a sample obtained by compositing the required number of*

samples from a grid on an equal weight basis.

"Area Composite": *a sample obtained by compositing two or more "grid composites", on an equal weight basis at the laboratory, resulting in a sample representing multiple grids.*

1. Divide the stockpiled into 45 equal grids.
2. Collect a "grid composite" of 5 discrete samples at random within each of the 45 grids[1].
3. Submit all 45 samples to Seven Trent Laboratory (See **Section 3.0**).

The NJDEP allows the compositing of up to five adjacent homogeneous "grid composite" samples by the laboratory to create an "area composite". The compositing of the "grid composite" into the "area composite" will only be completed after the initial request of TCLP chrome is completed on all 45 "grid composites". Due to the additional level of uncertainty and to have the ability to segregate grids (if necessary) within an effective period of time, "area composites" are not recommended until after the TCLP chrome results are received , for the purposes of this document.

3.0 SAMPLE ANALYSIS, PRESERVATION AND HANDLING

Sample collection, preservation and handling must be performed in accordance with the latest edition of "New Jersey Department of Environmental Protection, Field Procedure Manual (August 2005).

All 45 "grid composite" samples will be analyzed for TCLP Chrome analysis. Once the results are received and reviewed then "area composites" will be created at the laboratory for the following additional parameters.

- TCLP metals and Full Organics
- RCRA Characteristics (Ignitability, Corrosivity and Reactivity)
- PCB's, Herbicides and Pesticides
- Total Petroleum Hydrocarbon's

4.0 SHIPPING AND HANDLING

1 All discrete samples within a grid composite will be homogenized prior to being sent out to the laboratory.

The 45 samples will be shipped from the SA-7 facility in Jersey City, New Jersey to the STL in Edison, New Jersey via STL carrier. All samples are to maintain a 4 degree Celsius temperature during collection and transportation.

5.0 DECONTAMINATION PROCEDURES

All sampling equipment will be decontaminated after each sample collection. The sampling equipment will be decontaminated using the following procedures:

- Scrub in non-phosphate soap solution
- Deionized (DI) water rinse
- 10% Nitric Acid rinse (for inorganics)
- City water rinse
- DI rinse

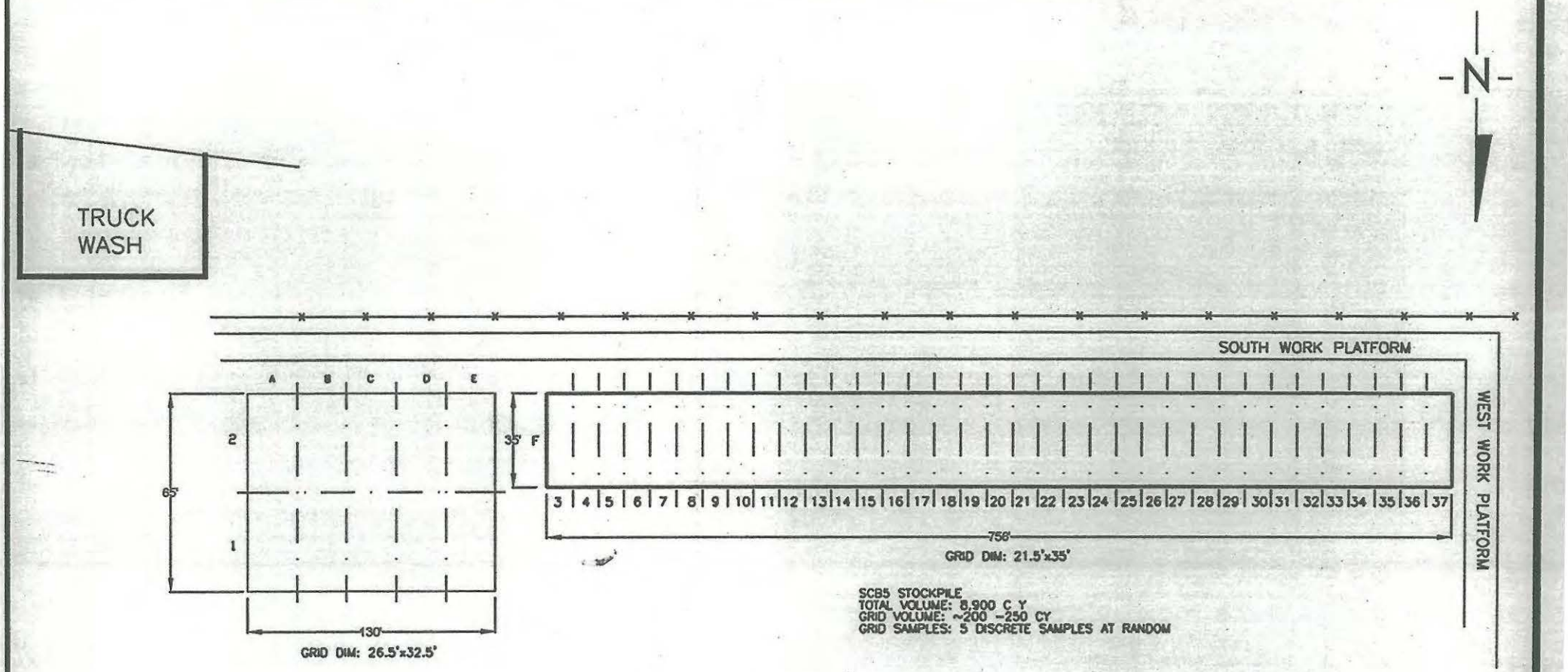

TITLE:	SCB5 STOCKPILE SAMPLING LOCATION MAP
LOCATION:	SA-7
HONEYWELL 441 ROUTE 440 JERSEY CITY NJ, 07305	CHECKED: DJC DRAWN: DJC FILE: SCB5_032106 DATE: 3/21/06
FIGURE:	1

SCB5 STOCKPILE

TCLP Chromium Result List

Sample ID	Method Id	Date Collected	Result	RL	Qual	Units
115-WC-SCB5-10F	6010B	3/21/2006	0.2	0.015		mg/l
115-WC-SCB5-11F	6010B	3/21/2006	0.27	0.015		mg/l
115-WC-SCB5-12F	6010B	3/21/2006	0.06	0.015		mg/l
115-WC-SCB5-13F	6010B	3/21/2006	0.19	0.015		mg/l
115-WC-SCB5-14F	6010B	3/21/2006	0.5	0.015		mg/l
115-WC-SCB5-15F	6010B	3/21/2006	0.53	0.015		mg/l
115-WC-SCB5-16F	6010B	3/21/2006	0.2	0.015		mg/l
115-WC-SCB5-17F	6010B	3/22/2006	0.15	0.015		mg/l
115-WC-SCB5-18F	6010B	3/22/2006	0.9	0.015		mg/l
115-WC-SCB5-19F	6010B	3/22/2006	0.13	0.015		mg/l
115-WC-SCB5-1A	6010B	3/21/2006	0.14	0.015		mg/l
115-WC-SCB5-1B	6010B	3/21/2006	0.18	0.015		mg/l
115-WC-SCB5-1C	6010B	3/21/2006	0.9	0.015		mg/l
115-WC-SCB5-1D	6010B	3/21/2006	0.09	0.015		mg/l
115-WC-SCB5-1E	6010B	3/21/2006	0.52	0.015		mg/l
115-WC-SCB5-20F	6010B	3/22/2006	0.14	0.015		mg/l
115-WC-SCB5-21F	6010B	3/22/2006	0.07	0.015		mg/l
115-WC-SCB5-22F	6010B	3/22/2006	0.04	0.015	B	mg/l
115-WC-SCB5-23F	6010B	3/22/2006	0.28	0.015		mg/l
115-WC-SCB5-24F	6010B	3/22/2006	0.09	0.015		mg/l
115-WC-SCB5-25F	6010B	3/22/2006	0.1	0.015		mg/l
115-WC-SCB5-26F	6010B	3/22/2006	0.28	0.015		mg/l
115-WC-SCB5-27F	6010B	3/22/2006	0.18	0.015		mg/l
115-WC-SCB5-28F	6010B	3/22/2006	0.11	0.015		mg/l
115-WC-SCB5-29F	6010B	3/22/2006	0.53	0.015		mg/l
115-WC-SCB5-2A	6010B	3/21/2006	0.14	0.015		mg/l
115-WC-SCB5-2B	6010B	3/21/2006	0.28	0.015		mg/l
115-WC-SCB5-2C	6010B	3/21/2006	0.56	0.015		mg/l
115-WC-SCB5-2D	6010B	3/21/2006	0.08	0.015		mg/l
115-WC-SCB5-2E	6010B	3/21/2006	0.1	0.015		mg/l
115-WC-SCB5-30F	6010B	3/22/2006	0.02	0.015	B	mg/l
115-WC-SCB5-30F	6010B	3/22/2006	0.31	0.015		mg/l
115-WC-SCB5-30F	6010B	3/22/2006	0.21	0.015		mg/l
115-WC-SCB5-30F	6010B	3/22/2006	0.05	0.008		mg/l
115-WC-SCB5-30F	6010B	3/22/2006	0.13	0.008		mg/l
115-WC-SCB5-30F	6010B	3/22/2006	0.22	0.008		mg/l
115-WC-SCB5-30F	6010B	3/22/2006	0.33	0.008		mg/l
115-WC-SCB5-30F	6010B	3/22/2006	0.09	0.008		mg/l
115-WC-SCB5-30F	6010B	3/21/2006	0.06	0.015		mg/l
115-WC-SCB5-30F	6010B	3/21/2006	0.13	0.015		mg/l
115-WC-SCB5-30F	6010B	3/21/2006	0.28	0.015		mg/l
115-WC-SCB5-30F	6010B	3/21/2006	0.87	0.015		mg/l
115-WC-SCB5-30F	6010B	3/21/2006		0.015	U	mg/l
115-WC-SCB5-30F	6010B	3/21/2006	0.23	0.015		mg/l
115-WC-SCB5-30F	6010B	3/21/2006	0.42	0.015		mg/l

WASTE CHARACTERIZATION RESULT LIST

Sample ID	Method Id	Date Collected	Parameter	Result	RL	Qual	Units
SAMPLE ID: SCB5-COMP1							
115WC-SCB5-Comp1	1020A	3/21/2006	Ignitability	>160	0		deg F
115WC-SCB5-Comp1	418.1	3/21/2006	Total Petroleum Hydrocarbons (418.1)	838	25		mg/kg
115WC-SCB5-Comp1	6010B	3/21/2006	Chromium	278	0.87		mg/kg
115WC-SCB5-Comp1	6010B	3/21/2006	Silver		0.013	U	mg/l
115WC-SCB5-Comp1	6010B	3/21/2006	Arsenic		0.024	U	mg/l
115WC-SCB5-Comp1	6010B	3/21/2006	Barium	0.31	0.0075	B	mg/l
115WC-SCB5-Comp1	6010B	3/21/2006	Cadmium		0.003	U	mg/l
115WC-SCB5-Comp1	6010B	3/21/2006	Chromium	0.22	0.015		mg/l
115WC-SCB5-Comp1	6010B	3/21/2006	Lead		0.013	U	mg/l
115WC-SCB5-Comp1	6010B	3/21/2006	Selenium		0.025	U	mg/l
115WC-SCB5-Comp1	7470A	3/21/2006	Mercury		0.0001	U	mg/l
115WC-SCB5-Comp1	8081A	3/21/2006	gamma-BHC (Lindane)		0.0005	U	mg/l
115WC-SCB5-Comp1	8081A	3/21/2006	Chlordane		0.005	U	mg/l
115WC-SCB5-Comp1	8081A	3/21/2006	Endrin		0.0005	U	mg/l
115WC-SCB5-Comp1	8081A	3/21/2006	Heptachlor		0.0005	U	mg/l
115WC-SCB5-Comp1	8081A	3/21/2006	Heptachlor epoxide		0.0005	U	mg/l
115WC-SCB5-Comp1	8081A	3/21/2006	Methoxychlor		0.0005	U	mg/l
115WC-SCB5-Comp1	8081A	3/21/2006	Toxaphene		0.005	U	mg/l
115WC-SCB5-Comp1	8082	3/21/2006	Aroclor-1016		97	U	ug/kg
115WC-SCB5-Comp1	8082	3/21/2006	Aroclor-1221		97	U	ug/kg
115WC-SCB5-Comp1	8082	3/21/2006	Aroclor-1232		97	U	ug/kg
115WC-SCB5-Comp1	8082	3/21/2006	Aroclor-1242		97	U	ug/kg
115WC-SCB5-Comp1	8082	3/21/2006	Aroclor-1248		97	U	ug/kg
115WC-SCB5-Comp1	8082	3/21/2006	Aroclor-1254		97	U	ug/kg
115WC-SCB5-Comp1	8082	3/21/2006	Aroclor-1260		97	U	ug/kg
115WC-SCB5-Comp1	8082	3/21/2006	Aroclor-1262		97	U	ug/kg
115WC-SCB5-Comp1	8082	3/21/2006	Aroclor-1268		97	U	ug/kg
115WC-SCB5-Comp1	8151A	3/21/2006	2,4-D		0.08	U	mg/l
115WC-SCB5-Comp1	8151A	3/21/2006	2,4,5-TP (Silvex)		0.08	U	mg/l
115WC-SCB5-Comp1	8260B	3/21/2006	Vinyl Chloride		0.005	U	mg/l
115WC-SCB5-Comp1	8260B	3/21/2006	1,1-Dichloroethene		0.002	U	mg/l
115WC-SCB5-Comp1	8260B	3/21/2006	Chloroform		0.005	U	mg/l
115WC-SCB5-Comp1	8260B	3/21/2006	1,2-Dichloroethane		0.002	U	mg/l
115WC-SCB5-Comp1	8260B	3/21/2006	Methyl Ethyl Ketone		0.005	U	mg/l
115WC-SCB5-Comp1	8260B	3/21/2006	Carbon Tetrachloride		0.002	U	mg/l
115WC-SCB5-Comp1	8260B	3/21/2006	Trichloroethene		0.001	U	mg/l
115WC-SCB5-Comp1	8260B	3/21/2006	Benzene		0.001	U	mg/l
115WC-SCB5-Comp1	8260B	3/21/2006	Tetrachloroethene		0.001	U	mg/l
115WC-SCB5-Comp1	8260B	3/21/2006	Chlorobenzene		0.005	U	mg/l
115WC-SCB5-Comp1	8270C	3/21/2006	o-Cresol		0.04	U	mg/l
115WC-SCB5-Comp1	8270C	3/21/2006	m&p-Cresol		0.04	U	mg/l
115WC-SCB5-Comp1	8270C	3/21/2006	2,4,6-Trichlorophenol		0.04	U	mg/l
115WC-SCB5-Comp1	8270C	3/21/2006	2,4,5-Trichlorophenol		0.04	U	mg/l
115WC-SCB5-Comp1	8270C	3/21/2006	Pentachlorophenol		0.12	U	mg/l
115WC-SCB5-Comp1	8270C	3/21/2006	1,4-Dichlorobenzene		0.04	U	mg/l

WASTE CHARACTERIZATION RESULT LIST

Sample ID	Method Id	Date Collected	Parameter	Result	RL	Qual	Units
115WC-SCB5-Comp1	8270C	3/21/2006	Hexachloroethane		0.004	U	mg/l
115WC-SCB5-Comp1	8270C	3/21/2006	Nitrobenzene		0.004	U	mg/l
115WC-SCB5-Comp1	8270C	3/21/2006	Hexachlorobutadiene		0.008	U	mg/l
115WC-SCB5-Comp1	8270C	3/21/2006	2,4-Dinitrotoluene		0.008	U	mg/l
115WC-SCB5-Comp1	8270C	3/21/2006	Hexachlorobenzene		0.004	U	mg/l
115WC-SCB5-Comp1	8270C	3/21/2006	Pyridine		0.04	U	mg/l
115WC-SCB5-Comp1	9040B	3/21/2006	Corrosivity	11.97	0		std units
115WC-SCB5-Comp1	VOL1C 7.3.3	3/21/2006	Reactive Cyanide		25	U	mg/kg
115WC-SCB5-Comp1	VOL1C 7.3.4	3/21/2006	Reactive Sulfide		20	U	mg/kg
SAMPLE ID: SCB5-COMP2							
115WC-SCB5-Comp2	418.1	3/21/2006	Total Petroleum Hydrocarbons (418.1)	1370	25		mg/kg
115WC-SCB5-Comp2	6010B	3/21/2006	Chromium	171	0.81		mg/kg
115WC-SCB5-Comp2	6010B	3/21/2006	Silver		0.013	U	mg/l
115WC-SCB5-Comp2	6010B	3/21/2006	Arsenic		0.024	U	mg/l
115WC-SCB5-Comp2	6010B	3/21/2006	Barium	0.16	0.0075	B	mg/l
115WC-SCB5-Comp2	6010B	3/21/2006	Cadmium		0.003	U	mg/l
115WC-SCB5-Comp2	6010B	3/21/2006	Chromium	0.22	0.015		mg/l
115WC-SCB5-Comp2	6010B	3/21/2006	Lead		0.013	U	mg/l
115WC-SCB5-Comp2	6010B	3/21/2006	Selenium		0.025	U	mg/l
115WC-SCB5-Comp2	7470A	3/21/2006	Mercury		0.0001	U	mg/l
115WC-SCB5-Comp2	8081A	3/21/2006	gamma-BHC (Lindane)		0.0005	U	mg/l
115WC-SCB5-Comp2	8081A	3/21/2006	Chlordane		0.005	U	mg/l
115WC-SCB5-Comp2	8081A	3/21/2006	Endrin		0.0005	U	mg/l
115WC-SCB5-Comp2	8081A	3/21/2006	Heptachlor		0.0005	U	mg/l
115WC-SCB5-Comp2	8081A	3/21/2006	Heptachlor epoxide		0.0005	U	mg/l
115WC-SCB5-Comp2	8081A	3/21/2006	Methoxychlor		0.0005	U	mg/l
115WC-SCB5-Comp2	8081A	3/21/2006	Toxaphene		0.005	U	mg/l
115WC-SCB5-Comp2	8082	3/21/2006	Aroclor-1016		90	U	ug/kg
115WC-SCB5-Comp2	8082	3/21/2006	Aroclor-1221		90	U	ug/kg
115WC-SCB5-Comp2	8082	3/21/2006	Aroclor-1232		90	U	ug/kg
115WC-SCB5-Comp2	8082	3/21/2006	Aroclor-1242		90	U	ug/kg
115WC-SCB5-Comp2	8082	3/21/2006	Aroclor-1248		90	U	ug/kg
115WC-SCB5-Comp2	8082	3/21/2006	Aroclor-1254		90	U	ug/kg
115WC-SCB5-Comp2	8082	3/21/2006	Aroclor-1260		90	U	ug/kg
115WC-SCB5-Comp2	8082	3/21/2006	Aroclor-1262		90	U	ug/kg
115WC-SCB5-Comp2	8082	3/21/2006	Aroclor-1268		90	U	ug/kg
115WC-SCB5-Comp2	8151A	3/21/2006	2,4-D		0.08	U	mg/l
115WC-SCB5-Comp2	8151A	3/21/2006	2,4,5-TP (Silvex)		0.08	U	mg/l
115WC-SCB5-Comp2	8260B	3/21/2006	Vinyl Chloride		0.005	U	mg/l
115WC-SCB5-Comp2	8260B	3/21/2006	1,1-Dichloroethene		0.002	U	mg/l
115WC-SCB5-Comp2	8260B	3/21/2006	Chloroform		0.005	U	mg/l
115WC-SCB5-Comp2	8260B	3/21/2006	1,2-Dichloroethane		0.002	U	mg/l
115WC-SCB5-Comp2	8260B	3/21/2006	Methyl Ethyl Ketone		0.005	U	mg/l
115WC-SCB5-Comp2	8260B	3/21/2006	Carbon Tetrachloride		0.002	U	mg/l
115WC-SCB5-Comp2	8260B	3/21/2006	Trichloroethene		0.001	U	mg/l
115WC-SCB5-Comp2	8260B	3/21/2006	Benzene		0.001	U	mg/l
115WC-SCB5-Comp2	8260B	3/21/2006	Tetrachloroethene		0.001	U	mg/l

WASTE CHARACTERIZATION RESULT LIST

Sample ID	Method Id	Date Collected	Parameter	Result	RL	Qual	Units
115WC-SCB5-Comp2	8260B	3/21/2006	Chlorobenzene		0.005	U	mg/l
115WC-SCB5-Comp2	8270C	3/21/2006	o-Cresol		0.04	U	mg/l
115WC-SCB5-Comp2	8270C	3/21/2006	m&p-Cresol		0.04	U	mg/l
115WC-SCB5-Comp2	8270C	3/21/2006	2,4,6-Trichlorophenol		0.04	U	mg/l
115WC-SCB5-Comp2	8270C	3/21/2006	2,4,5-Trichlorophenol		0.04	U	mg/l
115WC-SCB5-Comp2	8270C	3/21/2006	Pentachlorophenol		0.12	U	mg/l
115WC-SCB5-Comp2	8270C	3/21/2006	1,4-Dichlorobenzene		0.04	U	mg/l
115WC-SCB5-Comp2	8270C	3/21/2006	Hexachloroethane		0.004	U	mg/l
115WC-SCB5-Comp2	8270C	3/21/2006	Nitrobenzene		0.004	U	mg/l
115WC-SCB5-Comp2	8270C	3/21/2006	Hexachlorobutadiene		0.008	U	mg/l
115WC-SCB5-Comp2	8270C	3/21/2006	2,4-Dinitrotoluene		0.008	U	mg/l
115WC-SCB5-Comp2	8270C	3/21/2006	Hexachlorobenzene		0.004	U	mg/l
115WC-SCB5-Comp2	8270C	3/21/2006	Pyridine		0.04	U	mg/l
115WC-SCB5-Comp2	9040B	3/21/2006	Corrosivity	12.03	0		std units
115WC-SCB5-Comp2	VOL1C 7.3.3	3/21/2006	Reactive Cyanide		25	U	mg/kg
115WC-SCB5-Comp2	VOL1C 7.3.4	3/21/2006	Reactive Sulfide		20	U	mg/kg
SAMPLE ID: SCB5-COMP3							
115WC-SCB5-Comp3	1020A	3/21/2006	Ignitability	>160	0		deg F
115WC-SCB5-Comp3	418.1	3/21/2006	Total Petroleum Hydrocarbons (418.1)	339	25		mg/kg
115WC-SCB5-Comp3	6010B	3/21/2006	Chromium	175	0.84		mg/kg
115WC-SCB5-Comp3	6010B	3/21/2006	Silver		0.013	U	mg/l
115WC-SCB5-Comp3	6010B	3/21/2006	Arsenic		0.024	U	mg/l
115WC-SCB5-Comp3	6010B	3/21/2006	Barium	0.32	0.0075	B	mg/l
115WC-SCB5-Comp3	6010B	3/21/2006	Cadmium		0.003	U	mg/l
115WC-SCB5-Comp3	6010B	3/21/2006	Chromium	0.18	0.015		mg/l
115WC-SCB5-Comp3	6010B	3/21/2006	Lead		0.013	U	mg/l
115WC-SCB5-Comp3	6010B	3/21/2006	Selenium		0.025	U	mg/l
115WC-SCB5-Comp3	7470A	3/21/2006	Mercury		0.0001	U	mg/l
115WC-SCB5-Comp3	8081A	3/21/2006	gamma-BHC (Lindane)		0.0005	U	mg/l
115WC-SCB5-Comp3	8081A	3/21/2006	Chlordane		0.005	U	mg/l
115WC-SCB5-Comp3	8081A	3/21/2006	Endrin		0.0005	U	mg/l
115WC-SCB5-Comp3	8081A	3/21/2006	Heptachlor		0.0005	U	mg/l
115WC-SCB5-Comp3	8081A	3/21/2006	Heptachlor epoxide		0.0005	U	mg/l
115WC-SCB5-Comp3	8081A	3/21/2006	Methoxychlor		0.0005	U	mg/l
115WC-SCB5-Comp3	8081A	3/21/2006	Toxaphene		0.005	U	mg/l
115WC-SCB5-Comp3	8082	3/21/2006	Aroclor-1016		93	U	ug/kg
115WC-SCB5-Comp3	8082	3/21/2006	Aroclor-1221		93	U	ug/kg
115WC-SCB5-Comp3	8082	3/21/2006	Aroclor-1232		93	U	ug/kg
115WC-SCB5-Comp3	8082	3/21/2006	Aroclor-1242		93	U	ug/kg
115WC-SCB5-Comp3	8082	3/21/2006	Aroclor-1248		93	U	ug/kg
115WC-SCB5-Comp3	8082	3/21/2006	Aroclor-1254		93	U	ug/kg
115WC-SCB5-Comp3	8082	3/21/2006	Aroclor-1260		93	U	ug/kg
115WC-SCB5-Comp3	8082	3/21/2006	Aroclor-1262		93	U	ug/kg
115WC-SCB5-Comp3	8082	3/21/2006	Aroclor-1268		93	U	ug/kg
115WC-SCB5-Comp3	8151A	3/21/2006	2,4-D		0.08	U	mg/l
115WC-SCB5-Comp3	8151A	3/21/2006	2,4,5-TP (Silvex)		0.08	U	mg/l
115WC-SCB5-Comp3	8260B	3/21/2006	Vinyl Chloride		0.005	U	mg/l

WASTE CHARACTERIZATION RESULT LIST

Sample ID	Method Id	Date Collected	Parameter	Result	RL	Qual	Units
115WC-SCB5-Comp3	8260B	3/21/2006	1,1-Dichloroethene		0.002	U	mg/l
115WC-SCB5-Comp3	8260B	3/21/2006	Chloroform		0.005	U	mg/l
115WC-SCB5-Comp3	8260B	3/21/2006	1,2-Dichloroethane		0.002	U	mg/l
115WC-SCB5-Comp3	8260B	3/21/2006	Methyl Ethyl Ketone		0.005	U	mg/l
115WC-SCB5-Comp3	8260B	3/21/2006	Carbon Tetrachloride		0.002	U	mg/l
115WC-SCB5-Comp3	8260B	3/21/2006	Trichloroethene		0.001	U	mg/l
115WC-SCB5-Comp3	8260B	3/21/2006	Benzene		0.001	U	mg/l
115WC-SCB5-Comp3	8260B	3/21/2006	Tetrachloroethene		0.001	U	mg/l
115WC-SCB5-Comp3	8260B	3/21/2006	Chlorobenzene		0.005	U	mg/l
115WC-SCB5-Comp3	8270C	3/21/2006	o-Cresol		0.04	U	mg/l
115WC-SCB5-Comp3	8270C	3/21/2006	m&p-Cresol		0.04	U	mg/l
115WC-SCB5-Comp3	8270C	3/21/2006	2,4,6-Trichlorophenol		0.04	U	mg/l
115WC-SCB5-Comp3	8270C	3/21/2006	2,4,5-Trichlorophenol		0.04	U	mg/l
115WC-SCB5-Comp3	8270C	3/21/2006	Pentachlorophenol		0.12	U	mg/l
115WC-SCB5-Comp3	8270C	3/21/2006	1,4-Dichlorobenzene		0.04	U	mg/l
115WC-SCB5-Comp3	8270C	3/21/2006	Hexachloroethane		0.004	U	mg/l
115WC-SCB5-Comp3	8270C	3/21/2006	Nitrobenzene		0.004	U	mg/l
115WC-SCB5-Comp3	8270C	3/21/2006	Hexachlorobutadiene		0.008	U	mg/l
115WC-SCB5-Comp3	8270C	3/21/2006	2,4-Dinitrotoluene		0.008	U	mg/l
115WC-SCB5-Comp3	8270C	3/21/2006	Hexachlorobenzene		0.004	U	mg/l
115WC-SCB5-Comp3	8270C	3/21/2006	Pyridine		0.04	U	mg/l
115WC-SCB5-Comp3	9040B	3/21/2006	Corrosivity	12.22	0		std units
115WC-SCB5-Comp3	VOL1C 7.3.3	3/21/2006	Reactive Cyanide		25	U	mg/kg
115WC-SCB5-Comp3	VOL1C 7.3.4	3/21/2006	Reactive Sulfide		20	U	mg/kg
SAMPLE ID: SCB5-COMP4							
115WC-SCB5-Comp4	1020A	3/21/2006	Ignitability	>160	0		deg F
115WC-SCB5-Comp4	418.1	3/21/2006	Total Petroleum Hydrocarbons (418.1)	1410	25		mg/kg
115WC-SCB5-Comp4	6010B	3/21/2006	Chromium	329	0.87		mg/kg
115WC-SCB5-Comp4	6010B	3/21/2006	Silver		0.013	U	mg/l
115WC-SCB5-Comp4	6010B	3/21/2006	Arsenic		0.024	U	mg/l
115WC-SCB5-Comp4	6010B	3/21/2006	Barium	0.34	0.0075	B	mg/l
115WC-SCB5-Comp4	6010B	3/21/2006	Cadmium		0.003	U	mg/l
115WC-SCB5-Comp4	6010B	3/21/2006	Chromium	0.26	0.015		mg/l
115WC-SCB5-Comp4	6010B	3/21/2006	Lead		0.013	U	mg/l
115WC-SCB5-Comp4	6010B	3/21/2006	Selenium		0.025	U	mg/l
115WC-SCB5-Comp4	7470A	3/21/2006	Mercury		0.0001	U	mg/l
115WC-SCB5-Comp4	8081A	3/21/2006	gamma-BHC (Lindane)		0.0005	U	mg/l
115WC-SCB5-Comp4	8081A	3/21/2006	Chlordane		0.005	U	mg/l
115WC-SCB5-Comp4	8081A	3/21/2006	Endrin		0.0005	U	mg/l
115WC-SCB5-Comp4	8081A	3/21/2006	Heptachlor		0.0005	U	mg/l
115WC-SCB5-Comp4	8081A	3/21/2006	Heptachlor epoxide		0.0005	U	mg/l
115WC-SCB5-Comp4	8081A	3/21/2006	Methoxychlor		0.0005	U	mg/l
115WC-SCB5-Comp4	8081A	3/21/2006	Toxaphene		0.005	U	mg/l
115WC-SCB5-Comp4	8082	3/21/2006	Aroclor-1016		97	U	ug/kg
115WC-SCB5-Comp4	8082	3/21/2006	Aroclor-1221		97	U	ug/kg
115WC-SCB5-Comp4	8082	3/21/2006	Aroclor-1232		97	U	ug/kg
115WC-SCB5-Comp4	8082	3/21/2006	Aroclor-1242		97	U	ug/kg

WASTE CHARACTERIZATION RESULT LIST

Sample ID	Method Id	Date Collected	Parameter	Result	RL	Qual	Units
115WC-SCB5-Comp4	8082	3/21/2006	Aroclor-1248		97	U	ug/kg
115WC-SCB5-Comp4	8082	3/21/2006	Aroclor-1254		97	U	ug/kg
115WC-SCB5-Comp4	8082	3/21/2006	Aroclor-1260		97	U	ug/kg
115WC-SCB5-Comp4	8082	3/21/2006	Aroclor-1262		97	U	ug/kg
115WC-SCB5-Comp4	8082	3/21/2006	Aroclor-1268		97	U	ug/kg
115WC-SCB5-Comp4	8151A	3/21/2006	2,4-D		0.08	U	mg/l
115WC-SCB5-Comp4	8151A	3/21/2006	2,4,5-TP (Silvex)		0.08	U	mg/l
115WC-SCB5-Comp4	8260B	3/21/2006	Vinyl Chloride		0.005	U	mg/l
115WC-SCB5-Comp4	8260B	3/21/2006	1,1-Dichloroethene		0.002	U	mg/l
115WC-SCB5-Comp4	8260B	3/21/2006	Chloroform		0.005	U	mg/l
115WC-SCB5-Comp4	8260B	3/21/2006	1,2-Dichloroethane		0.002	U	mg/l
115WC-SCB5-Comp4	8260B	3/21/2006	Methyl Ethyl Ketone		0.005	U	mg/l
115WC-SCB5-Comp4	8260B	3/21/2006	Carbon Tetrachloride		0.002	U	mg/l
115WC-SCB5-Comp4	8260B	3/21/2006	Trichloroethene		0.001	U	mg/l
115WC-SCB5-Comp4	8260B	3/21/2006	Benzene		0.001	U	mg/l
115WC-SCB5-Comp4	8260B	3/21/2006	Tetrachloroethene		0.001	U	mg/l
115WC-SCB5-Comp4	8260B	3/21/2006	Chlorobenzene		0.005	U	mg/l
115WC-SCB5-Comp4	8270C	3/21/2006	o-Cresol		0.04	U	mg/l
115WC-SCB5-Comp4	8270C	3/21/2006	m&p-Cresol		0.04	U	mg/l
115WC-SCB5-Comp4	8270C	3/21/2006	2,4,6-Trichlorophenol		0.04	U	mg/l
115WC-SCB5-Comp4	8270C	3/21/2006	2,4,5-Trichlorophenol		0.04	U	mg/l
115WC-SCB5-Comp4	8270C	3/21/2006	Pentachlorophenol		0.12	U	mg/l
115WC-SCB5-Comp4	8270C	3/21/2006	1,4-Dichlorobenzene		0.04	U	mg/l
115WC-SCB5-Comp4	8270C	3/21/2006	Hexachloroethane		0.004	U	mg/l
115WC-SCB5-Comp4	8270C	3/21/2006	Nitrobenzene		0.004	U	mg/l
115WC-SCB5-Comp4	8270C	3/21/2006	Hexachlorobutadiene		0.008	U	mg/l
115WC-SCB5-Comp4	8270C	3/21/2006	2,4-Dinitrotoluene		0.008	U	mg/l
115WC-SCB5-Comp4	8270C	3/21/2006	Hexachlorobenzene		0.004	U	mg/l
115WC-SCB5-Comp4	8270C	3/21/2006	Pyridine		0.04	U	mg/l
115WC-SCB5-Comp4	9040B	3/21/2006	Corrosivity	12.11	0		std units
115WC-SCB5-Comp4	VOL1C 7.3.3	3/21/2006	Reactive Cyanide		25	U	mg/kg
115WC-SCB5-Comp4	VOL1C 7.3.4	3/21/2006	Reactive Sulfide		20	U	mg/kg
SAMPLE ID: SCB5-COMP5							
115WC-SCB5-Comp5	1020A	3/22/2006	Ignitability	>160	0		deg F
115WC-SCB5-Comp5	418.1	3/22/2006	Total Petroleum Hydrocarbons (418.1)	487	25		mg/kg
115WC-SCB5-Comp5	6010B	3/22/2006	Chromium	232	0.86		mg/kg
115WC-SCB5-Comp5	6010B	3/22/2006	Silver		0.013	U	mg/l
115WC-SCB5-Comp5	6010B	3/22/2006	Arsenic		0.024	U	mg/l
115WC-SCB5-Comp5	6010B	3/22/2006	Barium	0.29	0.0075	B	mg/l
115WC-SCB5-Comp5	6010B	3/22/2006	Cadmium		0.003	U	mg/l
115WC-SCB5-Comp5	6010B	3/22/2006	Chromium	0.27	0.015		mg/l
115WC-SCB5-Comp5	6010B	3/22/2006	Lead		0.013	U	mg/l
115WC-SCB5-Comp5	6010B	3/22/2006	Selenium		0.025	U	mg/l
115WC-SCB5-Comp5	7470A	3/22/2006	Mercury	0.0001	0.0001	B	mg/l
115WC-SCB5-Comp5	8081A	3/22/2006	gamma-BHC (Lindane)		0.0005	U	mg/l
115WC-SCB5-Comp5	8081A	3/22/2006	Chlordane		0.005	U	mg/l
115WC-SCB5-Comp5	8081A	3/22/2006	Endrin		0.0005	U	mg/l

WASTE CHARACTERIZATION RESULT LIST

Sample ID	Method Id	Date Collected	Parameter	Result	RL	Qual	Units
115WC-SCB5-Comp5	8081A	3/22/2006	Heptachlor		0.0005	U	mg/l
115WC-SCB5-Comp5	8081A	3/22/2006	Heptachlor epoxide		0.0005	U	mg/l
115WC-SCB5-Comp5	8081A	3/22/2006	Methoxychlor		0.0005	U	mg/l
115WC-SCB5-Comp5	8081A	3/22/2006	Toxaphene		0.005	U	mg/l
115WC-SCB5-Comp5	8082	3/22/2006	Aroclor-1016		96	U	ug/kg
115WC-SCB5-Comp5	8082	3/22/2006	Aroclor-1221		96	U	ug/kg
115WC-SCB5-Comp5	8082	3/22/2006	Aroclor-1232		96	U	ug/kg
115WC-SCB5-Comp5	8082	3/22/2006	Aroclor-1242		96	U	ug/kg
115WC-SCB5-Comp5	8082	3/22/2006	Aroclor-1248		96	U	ug/kg
115WC-SCB5-Comp5	8082	3/22/2006	Aroclor-1254		96	U	ug/kg
115WC-SCB5-Comp5	8082	3/22/2006	Aroclor-1260		96	U	ug/kg
115WC-SCB5-Comp5	8082	3/22/2006	Aroclor-1262		96	U	ug/kg
115WC-SCB5-Comp5	8082	3/22/2006	Aroclor-1268		96	U	ug/kg
115WC-SCB5-Comp5	8151A	3/22/2006	2,4-D		0.08	U	mg/l
115WC-SCB5-Comp5	8151A	3/22/2006	2,4,5-TP (Silvex)		0.08	U	mg/l
115WC-SCB5-Comp5	8260B	3/22/2006	Vinyl Chloride		0.005	U	mg/l
115WC-SCB5-Comp5	8260B	3/22/2006	1,1-Dichloroethene		0.002	U	mg/l
115WC-SCB5-Comp5	8260B	3/22/2006	Chloroform		0.005	U	mg/l
115WC-SCB5-Comp5	8260B	3/22/2006	1,2-Dichloroethane		0.002	U	mg/l
115WC-SCB5-Comp5	8260B	3/22/2006	Methyl Ethyl Ketone		0.005	U	mg/l
115WC-SCB5-Comp5	8260B	3/22/2006	Carbon Tetrachloride		0.002	U	mg/l
115WC-SCB5-Comp5	8260B	3/22/2006	Trichloroethene		0.001	U	mg/l
115WC-SCB5-Comp5	8260B	3/22/2006	Benzene		0.001	U	mg/l
115WC-SCB5-Comp5	8260B	3/22/2006	Tetrachloroethene		0.001	U	mg/l
115WC-SCB5-Comp5	8260B	3/22/2006	Chlorobenzene		0.005	U	mg/l
115WC-SCB5-Comp5	8270C	3/22/2006	o-Cresol		0.04	U	mg/l
115WC-SCB5-Comp5	8270C	3/22/2006	m&p-Cresol		0.04	U	mg/l
115WC-SCB5-Comp5	8270C	3/22/2006	2,4,6-Trichlorophenol		0.04	U	mg/l
115WC-SCB5-Comp5	8270C	3/22/2006	2,4,5-Trichlorophenol		0.04	U	mg/l
115WC-SCB5-Comp5	8270C	3/22/2006	Pentachlorophenol		0.12	U	mg/l
115WC-SCB5-Comp5	8270C	3/22/2006	1,4-Dichlorobenzene		0.04	U	mg/l
115WC-SCB5-Comp5	8270C	3/22/2006	Hexachloroethane		0.004	U	mg/l
115WC-SCB5-Comp5	8270C	3/22/2006	Nitrobenzene		0.004	U	mg/l
115WC-SCB5-Comp5	8270C	3/22/2006	Hexachlorobutadiene		0.008	U	mg/l
115WC-SCB5-Comp5	8270C	3/22/2006	2,4-Dinitrotoluene		0.008	U	mg/l
115WC-SCB5-Comp5	8270C	3/22/2006	Hexachlorobenzene		0.004	U	mg/l
115WC-SCB5-Comp5	8270C	3/22/2006	Pyridine		0.04	U	mg/l
115WC-SCB5-Comp5	9040B	3/22/2006	Corrosivity	12.07	0		std units
115WC-SCB5-Comp5	VOL1C 7.3.3	3/22/2006	Reactive Cyanide		25	U	mg/kg
115WC-SCB5-Comp5	VOL1C 7.3.4	3/22/2006	Reactive Sulfide		20	U	mg/kg
SAMPLE ID: SCB5-COMP6							
115WC-SCB5-Comp6	1020A	3/22/2006	Ignitability	>160	0		deg F
115WC-SCB5-Comp6	418.1	3/22/2006	Total Petroleum Hydrocarbons (418.1)	560	25		mg/kg
115WC-SCB5-Comp6	6010B	3/22/2006	Chromium	422	0.83		mg/kg
115WC-SCB5-Comp6	6010B	3/22/2006	Silver		0.013	U	mg/l
115WC-SCB5-Comp6	6010B	3/22/2006	Arsenic		0.024	U	mg/l
115WC-SCB5-Comp6	6010B	3/22/2006	Barium	0.46	0.0075	B	mg/l

WASTE CHARACTERIZATION RESULT LIST

Sample ID	Method Id	Date Collected	Parameter	Result	RL	Qual	Units
115WC-SCB5-Comp6	6010B	3/22/2006	Cadmium		0.003	U	mg/l
115WC-SCB5-Comp6	6010B	3/22/2006	Chromium	0.29	0.015		mg/l
115WC-SCB5-Comp6	6010B	3/22/2006	Lead		0.013	U	mg/l
115WC-SCB5-Comp6	6010B	3/22/2006	Selenium		0.025	U	mg/l
115WC-SCB5-Comp6	7470A	3/22/2006	Mercury		0.0001	U	mg/l
115WC-SCB5-Comp6	8081A	3/22/2006	gamma-BHC (Lindane)		0.0005	U	mg/l
115WC-SCB5-Comp6	8081A	3/22/2006	Chlordane		0.005	U	mg/l
115WC-SCB5-Comp6	8081A	3/22/2006	Endrin		0.0005	U	mg/l
115WC-SCB5-Comp6	8081A	3/22/2006	Heptachlor		0.0005	U	mg/l
115WC-SCB5-Comp6	8081A	3/22/2006	Heptachlor epoxide		0.0005	U	mg/l
115WC-SCB5-Comp6	8081A	3/22/2006	Methoxychlor		0.0005	U	mg/l
115WC-SCB5-Comp6	8081A	3/22/2006	Toxaphene		0.005	U	mg/l
115WC-SCB5-Comp6	8082	3/22/2006	Aroclor-1016		92	U	ug/kg
115WC-SCB5-Comp6	8082	3/22/2006	Aroclor-1221		92	U	ug/kg
115WC-SCB5-Comp6	8082	3/22/2006	Aroclor-1232		92	U	ug/kg
115WC-SCB5-Comp6	8082	3/22/2006	Aroclor-1242		92	U	ug/kg
115WC-SCB5-Comp6	8082	3/22/2006	Aroclor-1248		92	U	ug/kg
115WC-SCB5-Comp6	8082	3/22/2006	Aroclor-1254		92	U	ug/kg
115WC-SCB5-Comp6	8082	3/22/2006	Aroclor-1260		92	U	ug/kg
115WC-SCB5-Comp6	8082	3/22/2006	Aroclor-1262		92	U	ug/kg
115WC-SCB5-Comp6	8082	3/22/2006	Aroclor-1268		92	U	ug/kg
115WC-SCB5-Comp6	8151A	3/22/2006	2,4-D		0.08	U	mg/l
115WC-SCB5-Comp6	8151A	3/22/2006	2,4,5-TP (Silvex)		0.08	U	mg/l
115WC-SCB5-Comp6	8260B	3/22/2006	Vinyl Chloride		0.005	U	mg/l
115WC-SCB5-Comp6	8260B	3/22/2006	1,1-Dichloroethene		0.002	U	mg/l
115WC-SCB5-Comp6	8260B	3/22/2006	Chloroform		0.005	U	mg/l
115WC-SCB5-Comp6	8260B	3/22/2006	1,2-Dichloroethane		0.002	U	mg/l
115WC-SCB5-Comp6	8260B	3/22/2006	Methyl Ethyl Ketone		0.005	U	mg/l
115WC-SCB5-Comp6	8260B	3/22/2006	Carbon Tetrachloride		0.002	U	mg/l
115WC-SCB5-Comp6	8260B	3/22/2006	Trichloroethene		0.001	U	mg/l
115WC-SCB5-Comp6	8260B	3/22/2006	Benzene		0.001	U	mg/l
115WC-SCB5-Comp6	8260B	3/22/2006	Tetrachloroethene		0.001	U	mg/l
115WC-SCB5-Comp6	8260B	3/22/2006	Chlorobenzene		0.005	U	mg/l
115WC-SCB5-Comp6	8270C	3/22/2006	o-Cresol		0.04	U	mg/l
115WC-SCB5-Comp6	8270C	3/22/2006	m&p-Cresol		0.04	U	mg/l
115WC-SCB5-Comp6	8270C	3/22/2006	2,4,6-Trichlorophenol		0.04	U	mg/l
115WC-SCB5-Comp6	8270C	3/22/2006	2,4,5-Trichlorophenol		0.04	U	mg/l
115WC-SCB5-Comp6	8270C	3/22/2006	Pentachlorophenol		0.12	U	mg/l
115WC-SCB5-Comp6	8270C	3/22/2006	1,4-Dichlorobenzene		0.04	U	mg/l
115WC-SCB5-Comp6	8270C	3/22/2006	Hexachloroethane		0.004	U	mg/l
115WC-SCB5-Comp6	8270C	3/22/2006	Nitrobenzene		0.004	U	mg/l
115WC-SCB5-Comp6	8270C	3/22/2006	Hexachlorobutadiene		0.008	U	mg/l
115WC-SCB5-Comp6	8270C	3/22/2006	2,4-Dinitrotoluene		0.008	U	mg/l
115WC-SCB5-Comp6	8270C	3/22/2006	Hexachlorobenzene		0.004	U	mg/l
115WC-SCB5-Comp6	8270C	3/22/2006	Pyridine		0.04	U	mg/l
115WC-SCB5-Comp6	9040B	3/22/2006	Corrosivity	11.93	0		std units
115WC-SCB5-Comp6	VOL1C 7.3.3	3/22/2006	Reactive Cyanide		25	U	mg/kg
115WC-SCB5-Comp6	VOL1C 7.3.4	3/22/2006	Reactive Sulfide		20	U	mg/kg

WASTE CHARACTERIZATION RESULT LIST

Sample ID	Method Id	Date Collected	Parameter	Result	RL	Qual	Units
SAMPLE ID: SCB5-COMP7							
115WC-SCB5-Comp7	1020A	3/22/2006	Ignitability	>160	0		deg F
115WC-SCB5-Comp7	418.1	3/22/2006	Total Petroleum Hydrocarbons (418.1)	1180	25		mg/kg
115WC-SCB5-Comp7	6010B	3/22/2006	Chromium	151	0.82		mg/kg
115WC-SCB5-Comp7	6010B	3/22/2006	Silver		0.013	U	mg/l
115WC-SCB5-Comp7	6010B	3/22/2006	Arsenic		0.024	U	mg/l
115WC-SCB5-Comp7	6010B	3/22/2006	Barium	0.19	0.0075	B	mg/l
115WC-SCB5-Comp7	6010B	3/22/2006	Cadmium		0.003	U	mg/l
115WC-SCB5-Comp7	6010B	3/22/2006	Chromium	0.21	0.015		mg/l
115WC-SCB5-Comp7	6010B	3/22/2006	Lead		0.013	U	mg/l
115WC-SCB5-Comp7	6010B	3/22/2006	Selenium		0.025	U	mg/l
115WC-SCB5-Comp7	7470A	3/22/2006	Mercury		0.0001	U	mg/l
115WC-SCB5-Comp7	8081A	3/22/2006	gamma-BHC (Lindane)		0.0005	U	mg/l
115WC-SCB5-Comp7	8081A	3/22/2006	Chlordane		0.005	U	mg/l
115WC-SCB5-Comp7	8081A	3/22/2006	Endrin		0.0005	U	mg/l
115WC-SCB5-Comp7	8081A	3/22/2006	Heptachlor		0.0005	U	mg/l
115WC-SCB5-Comp7	8081A	3/22/2006	Heptachlor epoxide		0.0005	U	mg/l
115WC-SCB5-Comp7	8081A	3/22/2006	Methoxychlor		0.0005	U	mg/l
115WC-SCB5-Comp7	8081A	3/22/2006	Toxaphene		0.005	U	mg/l
115WC-SCB5-Comp7	8082	3/22/2006	Aroclor-1016		92	U	ug/kg
115WC-SCB5-Comp7	8082	3/22/2006	Aroclor-1221		92	U	ug/kg
115WC-SCB5-Comp7	8082	3/22/2006	Aroclor-1232		92	U	ug/kg
115WC-SCB5-Comp7	8082	3/22/2006	Aroclor-1242		92	U	ug/kg
115WC-SCB5-Comp7	8082	3/22/2006	Aroclor-1248		92	U	ug/kg
115WC-SCB5-Comp7	8082	3/22/2006	Aroclor-1254		92	U	ug/kg
115WC-SCB5-Comp7	8082	3/22/2006	Aroclor-1260		92	U	ug/kg
115WC-SCB5-Comp7	8082	3/22/2006	Aroclor-1262		92	U	ug/kg
115WC-SCB5-Comp7	8082	3/22/2006	Aroclor-1268		92	U	ug/kg
115WC-SCB5-Comp7	8151A	3/22/2006	2,4-D		0.08	U	mg/l
115WC-SCB5-Comp7	8151A	3/22/2006	2,4,5-TP (Silvex)		0.08	U	mg/l
115WC-SCB5-Comp7	8260B	3/22/2006	Vinyl Chloride		0.005	U	mg/l
115WC-SCB5-Comp7	8260B	3/22/2006	1,1-Dichloroethene		0.002	U	mg/l
115WC-SCB5-Comp7	8260B	3/22/2006	Chloroform		0.005	U	mg/l
115WC-SCB5-Comp7	8260B	3/22/2006	1,2-Dichloroethane		0.002	U	mg/l
115WC-SCB5-Comp7	8260B	3/22/2006	Methyl Ethyl Ketone		0.005	U	mg/l
115WC-SCB5-Comp7	8260B	3/22/2006	Carbon Tetrachloride		0.002	U	mg/l
115WC-SCB5-Comp7	8260B	3/22/2006	Trichloroethene		0.001	U	mg/l
115WC-SCB5-Comp7	8260B	3/22/2006	Benzene		0.001	U	mg/l
115WC-SCB5-Comp7	8260B	3/22/2006	Tetrachloroethene		0.001	U	mg/l
115WC-SCB5-Comp7	8260B	3/22/2006	Chlorobenzene		0.005	U	mg/l
115WC-SCB5-Comp7	8270C	3/22/2006	o-Cresol		0.04	U	mg/l
115WC-SCB5-Comp7	8270C	3/22/2006	m&p-Cresol		0.04	U	mg/l
115WC-SCB5-Comp7	8270C	3/22/2006	2,4,6-Trichlorophenol		0.04	U	mg/l
115WC-SCB5-Comp7	8270C	3/22/2006	2,4,5-Trichlorophenol		0.04	U	mg/l
115WC-SCB5-Comp7	8270C	3/22/2006	Pentachlorophenol		0.12	U	mg/l
115WC-SCB5-Comp7	8270C	3/22/2006	1,4-Dichlorobenzene		0.04	U	mg/l
115WC-SCB5-Comp7	8270C	3/22/2006	Hexachloroethane		0.004	U	mg/l

WASTE CHARACTERIZATION RESULT LIST

Sample ID	Method Id	Date Collected	Parameter	Result	RL	Qual	Units
115WC-SCB5-Comp7	8270C	3/22/2006	Nitrobenzene		0.004	U	mg/l
115WC-SCB5-Comp7	8270C	3/22/2006	Hexachlorobutadiene		0.008	U	mg/l
115WC-SCB5-Comp7	8270C	3/22/2006	2,4-Dinitrotoluene		0.008	U	mg/l
115WC-SCB5-Comp7	8270C	3/22/2006	Hexachlorobenzene		0.004	U	mg/l
115WC-SCB5-Comp7	8270C	3/22/2006	Pyridine		0.04	U	mg/l
115WC-SCB5-Comp7	9040B	3/22/2006	Corrosivity	11.9	0		std units
115WC-SCB5-Comp7	VOL1C 7.3.3	3/22/2006	Reactive Cyanide		25	U	mg/kg
115WC-SCB5-Comp7	VOL1C 7.3.4	3/22/2006	Reactive Sulfide		20	U	mg/kg
SAMPLE ID: SCB5-COMP8							
115WC-SCB5-Comp8	1020A	3/22/2006	Ignitability	>160	0		deg F
115WC-SCB5-Comp8	418.1	3/22/2006	Total Petroleum Hydrocarbons (418.1)	915	25		mg/kg
115WC-SCB5-Comp8	6010B	3/22/2006	Chromium	232	0.84		mg/kg
115WC-SCB5-Comp8	6010B	3/22/2006	Silver		0.013	U	mg/l
115WC-SCB5-Comp8	6010B	3/22/2006	Arsenic		0.024	U	mg/l
115WC-SCB5-Comp8	6010B	3/22/2006	Barium	0.36	0.0075	B	mg/l
115WC-SCB5-Comp8	6010B	3/22/2006	Cadmium		0.003	U	mg/l
115WC-SCB5-Comp8	6010B	3/22/2006	Chromium	0.14	0.015		mg/l
115WC-SCB5-Comp8	6010B	3/22/2006					
115WC-SCB5-Comp8	6010B	3/22/2006	Lead		0.013	U	mg/l
115WC-SCB5-Comp8	6010B	3/22/2006	Selenium		0.025	U	mg/l
115WC-SCB5-Comp8	7470A	3/22/2006	Mercury		0.0001	U	mg/l
115WC-SCB5-Comp8	8081A	3/22/2006	gamma-BHC (Lindane)		0.0005	U	mg/l
115WC-SCB5-Comp8	8081A	3/22/2006	Chlordane		0.005	U	mg/l
115WC-SCB5-Comp8	8081A	3/22/2006	Endrin		0.0005	U	mg/l
115WC-SCB5-Comp8	8081A	3/22/2006	Heptachlor		0.0005	U	mg/l
115WC-SCB5-Comp8	8081A	3/22/2006	Heptachlor epoxide		0.0005	U	mg/l
115WC-SCB5-Comp8	8081A	3/22/2006	Methoxychlor		0.0005	U	mg/l
115WC-SCB5-Comp8	8081A	3/22/2006	Toxaphene		0.005	U	mg/l
115WC-SCB5-Comp8	8082	3/22/2006	Aroclor-1016		93	U	ug/kg
115WC-SCB5-Comp8	8082	3/22/2006	Aroclor-1221		93	U	ug/kg
115WC-SCB5-Comp8	8082	3/22/2006	Aroclor-1232		93	U	ug/kg
115WC-SCB5-Comp8	8082	3/22/2006	Aroclor-1242		93	U	ug/kg
115WC-SCB5-Comp8	8082	3/22/2006	Aroclor-1248		93	U	ug/kg
115WC-SCB5-Comp8	8082	3/22/2006	Aroclor-1254		93	U	ug/kg
115WC-SCB5-Comp8	8082	3/22/2006	Aroclor-1260		93	U	ug/kg
115WC-SCB5-Comp8	8082	3/22/2006	Aroclor-1262		93	U	ug/kg
115WC-SCB5-Comp8	8082	3/22/2006	Aroclor-1268		93	U	ug/kg
115WC-SCB5-Comp8	8151A	3/22/2006	2,4-D		0.08	U	mg/l
115WC-SCB5-Comp8	8151A	3/22/2006	2,4,5-TP (Silvex)		0.08	U	mg/l
115WC-SCB5-Comp8	8260B	3/22/2006	Vinyl Chloride		0.005	U	mg/l
115WC-SCB5-Comp8	8260B	3/22/2006	1,1-Dichloroethene		0.002	U	mg/l
115WC-SCB5-Comp8	8260B	3/22/2006	Chloroform		0.005	U	mg/l
115WC-SCB5-Comp8	8260B	3/22/2006	1,2-Dichloroethane		0.002	U	mg/l
115WC-SCB5-Comp8	8260B	3/22/2006	Methyl Ethyl Ketone		0.005	U	mg/l
115WC-SCB5-Comp8	8260B	3/22/2006	Carbon Tetrachloride		0.002	U	mg/l
115WC-SCB5-Comp8	8260B	3/22/2006	Trichloroethene		0.001	U	mg/l
115WC-SCB5-Comp8	8260B	3/22/2006	Benzene		0.001	U	mg/l

WASTE CHARACTERIZATION RESULT LIST

Sample ID	Method Id	Date Collected	Parameter	Result	RL	Qual	Units
115WC-SCB5-Comp8	8260B	3/22/2006	Tetrachloroethene		0.001	U	mg/l
115WC-SCB5-Comp8	8260B	3/22/2006	Chlorobenzene		0.005	U	mg/l
115WC-SCB5-Comp8	8270C	3/22/2006	o-Cresol		0.04	U	mg/l
115WC-SCB5-Comp8	8270C	3/22/2006	m&p-Cresol		0.04	U	mg/l
115WC-SCB5-Comp8	8270C	3/22/2006	2,4,6-Trichlorophenol		0.04	U	mg/l
115WC-SCB5-Comp8	8270C	3/22/2006	2,4,5-Trichlorophenol		0.04	U	mg/l
115WC-SCB5-Comp8	8270C	3/22/2006	Pentachlorophenol		0.12	U	mg/l
115WC-SCB5-Comp8	8270C	3/22/2006	1,4-Dichlorobenzene		0.04	U	mg/l
115WC-SCB5-Comp8	8270C	3/22/2006	Hexachloroethane		0.004	U	mg/l
115WC-SCB5-Comp8	8270C	3/22/2006	Nitrobenzene		0.004	U	mg/l
115WC-SCB5-Comp8	8270C	3/22/2006	Hexachlorobutadiene		0.008	U	mg/l
115WC-SCB5-Comp8	8270C	3/22/2006	2,4-Dinitrotoluene		0.008	U	mg/l
115WC-SCB5-Comp8	8270C	3/22/2006	Hexachlorobenzene		0.004	U	mg/l
115WC-SCB5-Comp8	8270C	3/22/2006	Pyridine		0.04	U	mg/l
115WC-SCB5-Comp8	9040B	3/22/2006	Corrosivity	12.16	0		std units
115WC-SCB5-Comp8	N/A	3/22/2006					
115WC-SCB5-Comp8	N/A	3/22/2006					
115WC-SCB5-Comp8	N/A	3/22/2006					
115WC-SCB5-Comp8	VOL1C 7.3.3	3/22/2006	Reactive Cyanide		25	U	mg/kg
115WC-SCB5-Comp8	VOL1C 7.3.4	3/22/2006	Reactive Sulfide		20	U	mg/kg
SAMPLE ID: SCB5-COMP9							
115WC-SCB5-Comp9	1020A	3/22/2006	Ignitability	>160	0		deg F
115WC-SCB5-Comp9	418.1	3/22/2006	Total Petroleum Hydrocarbons (418.1)	389	25		mg/kg
115WC-SCB5-Comp9	6010B	3/22/2006	Chromium	228	0.84		mg/kg
115WC-SCB5-Comp9	6010B	3/22/2006	Silver		0.013	U	mg/l
115WC-SCB5-Comp9	6010B	3/22/2006	Arsenic		0.024	U	mg/l
115WC-SCB5-Comp9	6010B	3/22/2006	Barium	0.27	0.0075	B	mg/l
115WC-SCB5-Comp9	6010B	3/22/2006	Cadmium		0.003	U	mg/l
115WC-SCB5-Comp9	6010B	3/22/2006	Chromium	0.14	0.015		mg/l
115WC-SCB5-Comp9	6010B	3/22/2006	Lead		0.013	U	mg/l
115WC-SCB5-Comp9	6010B	3/22/2006	Selenium		0.025	U	mg/l
115WC-SCB5-Comp9	7470A	3/22/2006	Mercury		0.0001	U	mg/l
115WC-SCB5-Comp9	8081A	3/22/2006	gamma-BHC (Lindane)		0.0005	U	mg/l
115WC-SCB5-Comp9	8081A	3/22/2006	Chlordane		0.005	U	mg/l
115WC-SCB5-Comp9	8081A	3/22/2006	Endrin		0.0005	U	mg/l
115WC-SCB5-Comp9	8081A	3/22/2006	Heptachlor		0.0005	U	mg/l
115WC-SCB5-Comp9	8081A	3/22/2006	Heptachlor epoxide		0.0005	U	mg/l
115WC-SCB5-Comp9	8081A	3/22/2006	Methoxychlor		0.0005	U	mg/l
115WC-SCB5-Comp9	8081A	3/22/2006	Toxaphene		0.005	U	mg/l
115WC-SCB5-Comp9	8082	3/22/2006	Aroclor-1016		93	U	ug/kg
115WC-SCB5-Comp9	8082	3/22/2006	Aroclor-1221		93	U	ug/kg
115WC-SCB5-Comp9	8082	3/22/2006	Aroclor-1232		93	U	ug/kg
115WC-SCB5-Comp9	8082	3/22/2006	Aroclor-1242		93	U	ug/kg
115WC-SCB5-Comp9	8082	3/22/2006	Aroclor-1248		93	U	ug/kg
115WC-SCB5-Comp9	8082	3/22/2006	Aroclor-1254		93	U	ug/kg
115WC-SCB5-Comp9	8082	3/22/2006	Aroclor-1260		93	U	ug/kg
115WC-SCB5-Comp9	8082	3/22/2006	Aroclor-1262		93	U	ug/kg

WASTE CHARACTERIZATION RESULT LIST

Sample ID	Method Id	Date Collected	Parameter	Result	RL	Qual	Units
115WC-SCB5-Comp9	8082	3/22/2006	Aroclor-1268		93	U	ug/kg
115WC-SCB5-Comp9	8151A	3/22/2006	2,4-D		0.08	U	mg/l
115WC-SCB5-Comp9	8151A	3/22/2006	2,4,5-TP (Silvex)		0.08	U	mg/l
115WC-SCB5-Comp9	8260B	3/22/2006	Vinyl Chloride		0.005	U	mg/l
115WC-SCB5-Comp9	8260B	3/22/2006	1,1-Dichloroethene		0.002	U	mg/l
115WC-SCB5-Comp9	8260B	3/22/2006	Chloroform		0.005	U	mg/l
115WC-SCB5-Comp9	8260B	3/22/2006	1,2-Dichloroethane		0.002	U	mg/l
115WC-SCB5-Comp9	8260B	3/22/2006	Methyl Ethyl Ketone		0.005	U	mg/l
115WC-SCB5-Comp9	8260B	3/22/2006	Carbon Tetrachloride		0.002	U	mg/l
115WC-SCB5-Comp9	8260B	3/22/2006	Trichloroethene		0.001	U	mg/l
115WC-SCB5-Comp9	8260B	3/22/2006	Benzene		0.001	U	mg/l
115WC-SCB5-Comp9	8260B	3/22/2006	Tetrachloroethene		0.001	U	mg/l
115WC-SCB5-Comp9	8260B	3/22/2006	Chlorobenzene		0.005	U	mg/l
115WC-SCB5-Comp9	8270C	3/22/2006	o-Cresol		0.04	U	mg/l
115WC-SCB5-Comp9	8270C	3/22/2006	m&p-Cresol		0.04	U	mg/l
115WC-SCB5-Comp9	8270C	3/22/2006	2,4,6-Trichlorophenol		0.04	U	mg/l
115WC-SCB5-Comp9	8270C	3/22/2006	2,4,5-Trichlorophenol		0.04	U	mg/l
115WC-SCB5-Comp9	8270C	3/22/2006	Pentachlorophenol		0.12	U	mg/l
115WC-SCB5-Comp9	8270C	3/22/2006	1,4-Dichlorobenzene		0.04	U	mg/l
115WC-SCB5-Comp9	8270C	3/22/2006	Hexachloroethane		0.004	U	mg/l
115WC-SCB5-Comp9	8270C	3/22/2006	Nitrobenzene		0.004	U	mg/l
115WC-SCB5-Comp9	8270C	3/22/2006	Hexachlorobutadiene		0.008	U	mg/l
115WC-SCB5-Comp9	8270C	3/22/2006	2,4-Dinitrotoluene		0.008	U	mg/l
115WC-SCB5-Comp9	8270C	3/22/2006	Hexachlorobenzene		0.004	U	mg/l
115WC-SCB5-Comp9	8270C	3/22/2006	Pyridine		0.04	U	mg/l
115WC-SCB5-Comp9	9040B	3/22/2006	Corrosivity	12.14	0		std units
115WC-SCB5-Comp9	VOL1C 7.3.3	3/22/2006	Reactive Cyanide		25	U	mg/kg
115WC-SCB5-Comp9	VOL1C 7.3.4	3/22/2006	Reactive Sulfide		20	U	mg/kg

SEVERN TRENT STL

Fax message

To: Dino Cicconi

From: Michael Legg

Company:

Fax: 201-395-0578

Subject: P122 Spreadsheet

Date: 4/19/2006

Pages:

This message contains information intended only for the use of the person named above. It may also be confidential and/or privileged. If you are not the intended recipient of this message you are hereby notified that you must not disseminate, copy or take any action in reliance on it. If you have received this message in error please contact STL at 866-STL-LABS. The views expressed in this fax are not necessarily those of the company STL.

Severn Trent Laboratories Inc.
STL Edison • 777 New Durham Road, Edison, NJ 08817
Tel 732 549 3900 Fax 732 549 3679 • www.stl-inc.com

part of Severn Trent plc

SEVERN TRENT STL

SUMMARY OF ANALYTICAL RESULTS: P122

Sample ID	115WC-SCB5-Comp1		115WC-SCB5-Comp2		115WC-SCB5-Comp3		115WC-SCB5-Comp4		115WC-SCB5-Comp5	
Lab Sample No.	721783		721789		721795		721801		721807	
Sampling Date	3/21/2006 0:00		3/21/2006 0:00		3/21/2006 0:00		3/21/2006 0:00		3/22/2006 0:00	
Matrix	SOLID		SOLID		SOLID		SOLID		SOLID	
Dilution Factor	1		1		1		1		1	
Units	mg/l		mg/l		mg/l		mg/l		mg/l	
TCLP VOLATILE COMPOUNDS (GC/MS)										
Vinyl Chloride	0.005	U	0.005	U	0.005	U	0.005	U	0.005	U
1,1-Dichloroethene	0.002	U	0.002	U	0.002	U	0.002	U	0.002	U
Chloroform	0.005	U	0.005	U	0.005	U	0.005	U	0.005	U
1,2-Dichloroethane	0.002	U	0.002	U	0.002	U	0.002	U	0.002	U
Methyl Ethyl Ketone	0.005	U	0.005	U	0.005	U	0.005	U	0.005	U
Carbon Tetrachloride	0.002	U	0.002	U	0.002	U	0.002	U	0.002	U
Trichloroethene	0.001	U	0.001	U	0.001	U	0.001	U	0.001	U
Benzene	0.001	U	0.001	U	0.001	U	0.001	U	0.001	U
Tetrachloroethene	0.001	U	0.001	U	0.001	U	0.001	U	0.001	U
Chlorobenzene	0.005	U	0.005	U	0.005	U	0.005	U	0.005	U

NR - Not analyzed.

U - The compound was not detected at the indicated concentration.

J - Data indicates the presence of a compound that meets the identification criteria. The result is less than the quantitation limit but greater than zero. The concentration given is an approximate value.

B - The analyte was found in the laboratory blank as well as the sample. This indicates possible laboratory contamination of the sample.

4/19/06

Michael J Urban
Laboratory Director

SEVERN TRENT STL

SUMMARY OF ANALYTICAL RESULTS: P122

Sample ID	115WC-SCB5-Comp1	115WC-SCB5-Comp2	115WC-SCB5-Comp3	115WC-SCB5-Comp4	115WC-SCB5-Comp5
Lab Sample No.	721783	721789	721795	721801	721807
Sampling Date	3/21/2006 0:00	3/21/2006 0:00	3/21/2006 0:00	3/21/2006 0:00	3/22/2006 0:00
Matrix	SOLID	SOLID	SOLID	SOLID	SOLID
Dilution Factor	1	1	1	1	1
Units	mg/l	mg/l	mg/l	mg/l	mg/l
TCLP VOLATILE COMPOUNDS (GC/MS)					

Generated on 4/19/2006 8:45:03 AM

04/19/06 09:52 FAX 732 549 3679 STL EDISON

SEVERN TRENT STL

SUMMARY OF ANALYTICAL RESULTS: P12

Sample ID	115WC-SCB5-Comp6		115WC-SCB5-Comp7		115WC-SCB5-Comp8		115WC-SCB5-Comp9	
Lab Sample No.	721813		721819		721825		721831	
Sampling Date	3/22/2006 0:00		3/22/2006 0:00		3/22/2006 0:00		3/22/2006 0:00	
Matrix	SOLID		SOLID		SOLID		SOLID	
Dilution Factor	1		1		1		1	
Units	mg/l		mg/l		mg/l		mg/l	
TCLP VOLATILE COMPOUNDS (GC/MS)								
Vinyl Chloride	0.005	U	0.005	U	0.005	U	0.005	U
1,1-Dichloroethene	0.002	U	0.002	U	0.002	U	0.002	U
Chloroform	0.005	U	0.005	U	0.005	U	0.005	U
1,2-Dichloroethane	0.002	U	0.002	U	0.002	U	0.002	U
Methyl Ethyl Ketone	0.005	U	0.005	U	0.005	U	0.005	U
Carbon Tetrachloride	0.002	U	0.002	U	0.002	U	0.002	U
Trichloroethene	0.001	U	0.001	U	0.001	U	0.001	U
Benzene	0.001	U	0.001	U	0.001	U	0.001	U
Tetrachloroethene	0.001	U	0.001	U	0.001	U	0.001	U
Chlorobenzene	0.005	U	0.005	U	0.005	U	0.005	U

NR - Not analyzed.
U - The compound was not detected at the indi
J - Data indicates the presence of a compound
The concentration given is an approximate v
B - The analyte was found in the laboratory blar

4/19/06

Michael J Urban
Laboratory Director

04/19/06 09:52 FAX 732 549 3679 STL EDISON

SEVERN TRENT STL

SUMMARY OF ANALYTICAL RESULTS: P12

Sample ID	115WC-SCB5-Comp6	115WC-SCB5-Comp7	115WC-SCB5-Comp8	115WC-SCB5-Comp9
Lab Sample No.	721813	721819	721825	721831
Sampling Date	3/22/2006 0:00	3/22/2006 0:00	3/22/2006 0:00	3/22/2006 0:00
Matrix	SOLID	SOLID	SOLID	SOLID
Dilution Factor	1	1	1	1
Units	mg/l	mg/l	mg/l	mg/l
TCLP VOLATILE COMPOUNDS (GC/MS)				

Generated on 4/19/2006 8:45:03 AM

SEVERN TRENT STL

SUMMARY OF ANALYTICAL RESULTS: P122

Sample ID	115WC-SCB5-Comp1		115WC-SCB5-Comp2		115WC-SCB5-Comp3		115WC-SCB5-Comp4		115WC-SCB5-Comp5	
Lab Sample No.	721783		721789		721795		721801		721807	
Sampling Date	3/21/2006 0:00		3/21/2006 0:00		3/21/2006 0:00		3/21/2006 0:00		3/22/2006 0:00	
Matrix	SOLID		SOLID		SOLID		SOLID		SOLID	
Dilution Factor	1		1		1		1		1	
Units	mg/l		mg/l		mg/l		mg/l		mg/l	
TCLP SEMIVOLATILE COMPOUNDS (GC/MS)										
o-Cresol	0.04	U	0.04	U	0.04	U	0.04	U	0.04	U
m&p-Cresol	0.04	U	0.04	U	0.04	U	0.04	U	0.04	U
2,4,6-Trichlorophenol	0.04	U	0.04	U	0.04	U	0.04	U	0.04	U
2,4,5-Trichlorophenol	0.04	U	0.04	U	0.04	U	0.04	U	0.04	U
Pentachlorophenol	0.12	U	0.12	U	0.12	U	0.12	U	0.12	U
1,4-Dichlorobenzene	0.04	U	0.04	U	0.04	U	0.04	U	0.04	U
Hexachloroethane	0.004	U	0.004	U	0.004	U	0.004	U	0.004	U
Nitrobenzene	0.004	U	0.004	U	0.004	U	0.004	U	0.004	U
Hexachlorobutadiene	0.008	U	0.008	U	0.008	U	0.008	U	0.008	U
2,4-Dinitrotoluene	0.008	U	0.008	U	0.008	U	0.008	U	0.008	U
Hexachlorobenzene	0.004	U	0.004	U	0.004	U	0.004	U	0.004	U
Pyridine	0.04	U	0.04	U	0.04	U	0.04	U	0.04	U

NR - Not analyzed.

U - The compound was not detected at the indicated concentration.

J - Data indicates the presence of a compound that meets the identification criteria. The result is less than the quantitation limit but greater than zero. The concentration given is an approximate value.

B - The analyte was found in the laboratory blank as well as the sample. This indicates possible laboratory contamination of the sample.

4/19/06

04/19/06 09:52 FAX 732 549 3679 STL EDISUN

SEVERN TRENT STL

SUMMARY OF ANALYTICAL RESULTS: P122

Sample ID	115WC-SCB5-Comp1		115WC-SCB5-Comp2		115WC-SCB5-Comp3		115WC-SCB5-Comp4		115WC-SCB5-Comp5	
Lab Sample No.	721783		721789		721795		721801		721807	
Sampling Date	3/21/2006 0:00		3/21/2006 0:00		3/21/2006 0:00		3/21/2006 0:00		3/22/2006 0:00	
Matrix	SOLID		SOLID		SOLID		SOLID		SOLID	
Dilution Factor	1		1		1		1		1	
Units	mg/l		mg/l		mg/l		mg/l		mg/l	
TCLP PESTICIDES/PCBs										
gamma-BHC (Lindane)	0.0005	U	0.0005	U	0.0005	U	0.0005	U	0.0005	U
Chlordane	0.005	U	0.005	U	0.005	U	0.005	U	0.005	U
Endrin	0.0005	U	0.0005	U	0.0005	U	0.0005	U	0.0005	U
Heptachlor	0.0005	U	0.0005	U	0.0005	U	0.0005	U	0.0005	U
Heptachlor epoxide	0.0005	U	0.0005	U	0.0005	U	0.0005	U	0.0005	U
Methoxychlor	0.0005	U	0.0005	U	0.0005	U	0.0005	U	0.0005	U
Toxaphene	0.005	U	0.005	U	0.005	U	0.005	U	0.005	U

NR - Not analyzed.

U - The compound was not detected at the indicated concentration.

J - Data indicates the presence of a compound that meets the identification criteria. The result is less than the quantitation limit but greater than zero. The concentration given is an approximate value.

B - The analyte was found in the laboratory blank as well as the sample. This indicates possible laboratory contamination of the sample.

P - For dual column analysis, the percent difference between the quantitated concentrations on the two columns is greater than 40%

* - For dual column analysis, the lowest quantitated concentration is being reported due to coeluting interference.

4/19/06

Michael J Urban
Laboratory Director

STL EDISUN 04/19/06 09:52 FAX 732 549 3679

SEVERN TRENT STL

SUMMARY OF ANALYTICAL RESULTS: P12

Sample ID	115WC-SCB5-Comp6		115WC-SCB5-Comp7		115WC-SCB5-Comp8		115WC-SCB5-Comp9	
Lab Sample No.	721813		721819		721825		721831	
Sampling Date	3/22/2006 0:00		3/22/2006 0:00		3/22/2006 0:00		3/22/2006 0:00	
Matrix	SOLID		SOLID		SOLID		SOLID	
Dilution Factor	1		1		1		1	
Units	mg/l		mg/l		mg/l		mg/l	
TCLP SEMIVOLATILE COMPOUNDS (GC/MS								
o-Cresol	0.04	U	0.04	U	0.04	U	0.04	U
m&p-Cresol	0.04	U	0.04	U	0.04	U	0.04	U
2,4,6-Trichlorophenol	0.04	U	0.04	U	0.04	U	0.04	U
2,4,5-Trichlorophenol	0.04	U	0.04	U	0.04	U	0.04	U
Pentachlorophenol	0.12	U	0.12	U	0.12	U	0.12	U
1,4-Dichlorobenzene	0.04	U	0.04	U	0.04	U	0.04	U
Hexachloroethane	0.004	U	0.004	U	0.004	U	0.004	U
Nitrobenzene	0.004	U	0.004	U	0.004	U	0.004	U
Hexachlorobutadiene	0.008	U	0.008	U	0.008	U	0.008	U
2,4-Dinitrotoluene	0.008	U	0.008	U	0.008	U	0.008	U
Hexachlorobenzene	0.004	U	0.004	U	0.004	U	0.004	U
Pyridine	0.04	U	0.04	U	0.04	U	0.04	U

NR - Not analyzed.

U - The compound was not detected at the indi

J - Data indicates the presence of a compound
The concentration given is an approximate v

B - The analyte was found in the laboratory blar

4/19/06

04/19/06 09:52 FAX 732 549 3679 STL EDISON

SEVERN TRENT STL

SUMMARY OF ANALYTICAL RESULTS: P12

Sample ID	115WC-SCB5-Comp6		115WC-SCB5-Comp7		115WC-SCB5-Comp8		115WC-SCB5-Comp9	
Lab Sample No.	721813		721819		721825		721831	
Sampling Date	3/22/2006 0:00		3/22/2006 0:00		3/22/2006 0:00		3/22/2006 0:00	
Matrix	SOLID		SOLID		SOLID		SOLID	
Dilution-Factor	1		1		1		1	
Units	mg/l		mg/l		mg/l		mg/l	
TCLP PESTICIDES/PCBs								
gamma-BHC (Lindane)	0.0005	U	0.0005	U	0.0005	U	0.0005	U
Chlordane	0.005	U	0.005	U	0.005	U	0.005	U
Endrin	0.0005	U	0.0005	U	0.0005	U	0.0005	U
Heptachlor	0.0005	U	0.0005	U	0.0005	U	0.0005	U
Heptachlor epoxide	0.0005	U	0.0005	U	0.0005	U	0.0005	U
Methoxychlor	0.0005	U	0.0005	U	0.0005	U	0.0005	U
Toxaphene	0.005	U	0.005	U	0.005	U	0.005	U

NR - Not analyzed.
U - The compound was not detected at the indi
J - Data indicates the presence of a compound
The concentration given is an approximate v
B - The analyte was found in the laboratory blar
P - For dual column analysis, the percent differ
* - For dual column analysis, the lowest quantit

4/19/06

Michael J Urban
Laboratory Director

04/19/06 09:52 FAX 732 549 3679 STL EDISON

SEVERN TRENT STL

SUMMARY OF ANALYTICAL RESULTS: P122

The Action Levels listed reflect current STL Edison knowledge of the standards and are intended as general guidance for the user. Please consult appropriate regulations and cleanup standards for your specific application.

Sample ID	NJ Residential	NJ Non-Residential	NJ Impact to	115WC-SCB5-Comp1		115WC-SCB5-Comp2		115WC-SCB5-Comp3	
Lab Sample No.	Direct Contact	Direct Contact	Ground Water	721783		721789		721795	
Sampling Date	Soil Cleanup	Soil Cleanup	Soil Cleanup	3/21/2006 0:00		3/21/2006 0:00		3/21/2006 0:00	
Matrix	Criteria	Criteria	Criteria	SOLID		SOLID		SOLID	
Dilution Factor				1		1		1	
Units	mg/kg	mg/kg	mg/kg	mg/kg		mg/kg		mg/kg	
PESTICIDES/PCBs									
Aroclor-1016	0.49	2	50	0.097	U	0.09	U	0.093	U
Aroclor-1221	0.49	2	50	0.097	U	0.09	U	0.093	U
Aroclor-1232	0.49	2	50	0.097	U	0.09	U	0.093	U
Aroclor-1242	0.49	2	50	0.097	U	0.09	U	0.093	U
Aroclor-1248	0.49	2	50	0.097	U	0.09	U	0.093	U
Aroclor-1254	0.49	2	50	0.097	U	0.09	U	0.093	U
Aroclor-1260	0.49	2	50	0.097	U	0.09	U	0.093	U
Aroclor-1262	NA	NA	NA	0.097	U	0.09	U	0.093	U
Aroclor-1268	NA	NA	NA	0.097	U	0.09	U	0.093	U

NR - Not analyzed.

U - The compound was not detected at the indicated concentration.

J - Data indicates the presence of a compound that meets the identification criteria. The result is less than the quantitation limit but greater than zero. The concentration given is an approximate value.

B - The analyte was found in the laboratory blank as well as the sample. This indicates possible laboratory contamination of the sample.

P - For dual column analysis, the percent difference between the quantitated concentrations on the two columns is greater than 40%

* - For dual column analysis, the lowest quantitated concentration is being reported due to coeluting interference.

4/19/06

Michael J Urban

04/19/06 09:52 FAX 732 549 3679 STL EDISON

SEVERN TRENT STL

SUMMARY OF ANALYTICAL RESULTS: P122

The Action Levels listed reflect current STL Edison knowledge of the standards and are intended as general guidance for the user. Please consult appropriate regulations and cleanup standards for your specific application.

Sample ID	NJ Residential	NJ Non-Residential	NJ Impact to	115WC-SCB5-Comp1	115WC-SCB5-Comp2	115WC-SCB5-Comp3
Lab Sample No.	Direct Contact	Direct Contact	Ground Water	721763	721789	721795
Sampling Date	Soil Cleanup	Soil Cleanup	Soil Cleanup	3/21/2006 0:00	3/21/2006 0:00	3/21/2006 0:00
Matrix	Criteria	Criteria	Criteria	SOLID	SOLID	SOLID
Dilution Factor				1	1	1
Units	mg/kg	mg/kg	mg/kg	mg/kg	mg/kg	mg/kg
PESTICIDES/PCBs						

Laboratory Director

04/19/06 09:53 FAX 732 549 3679 STL EDISON

SEVERN TRENT STL

SUMMARY OF ANALYTICAL RESULTS: P12

The Action Levels listed reflect current STL I
guidance for the user. Please consult appro

Sample ID	115WC-SCB5-Comp4		115WC-SCB5-Comp5		115WC-SCB5-Comp6		115WC-SCB5-Comp7		115WC-SCB5-Comp8	
Lab Sample No.	721801		721807		721813		721819		721825	
Sampling Date	3/21/2006 0:00		3/22/2006 0:00		3/22/2006 0:00		3/22/2006 0:00		3/22/2006 0:00	
Matrix	SOLID		SOLID		SOLID		SOLID		SOLID	
Dilution Factor	1		1		1		1		1	
Units	mg/kg		mg/kg		mg/kg		mg/kg		mg/kg	
PESTICIDES/PCBs										
Aroclor-1016	0.097	U	0.096	U	0.092	U	0.092	U	0.093	U
Aroclor-1221	0.097	U	0.096	U	0.092	U	0.092	U	0.093	U
Aroclor-1232	0.097	U	0.096	U	0.092	U	0.092	U	0.093	U
Aroclor-1242	0.097	U	0.096	U	0.092	U	0.092	U	0.093	U
Aroclor-1248	0.097	U	0.096	U	0.092	U	0.092	U	0.093	U
Aroclor-1254	0.097	U	0.096	U	0.092	U	0.092	U	0.093	U
Aroclor-1260	0.097	U	0.096	U	0.092	U	0.092	U	0.093	U
Aroclor-1262	0.097	U	0.096	U	0.092	U	0.092	U	0.093	U
Aroclor-1268	0.097	U	0.096	U	0.092	U	0.092	U	0.093	U

NR - Not analyzed.
U - The compound was not detected at the indi
J - Data indicates the presence of a compound
The concentration given is an approximate v
B - The analyte was found in the laboratory bla
P - For dual column analysis, the percent differ
* - For dual column analysis, the lowest quantit

4/19/06
Michael J Urban

04/19/06 09:53 FAX 732 549 3679 STL EDISON

SEVERN TRENT STL

SUMMARY OF ANALYTICAL RESULTS: P12

The Action Levels listed reflect current STL
guidance for the user. Please consult appro

Sample ID	115WC-SCB5-Comp4	115WC-SCB5-Comp5	115WC-SCB5-Comp6	115WC-SCB5-Comp7	115WC-SCB5-Comp8
Lab Sample No.	721801	721807	721813	721819	721825
Sampling Date	3/21/2006 0:00	3/22/2006 0:00	3/22/2006 0:00	3/22/2006 0:00	3/22/2006 0:00
Matrix	SOLID	SOLID	SOLID	SOLID	SOLID
Dilution Factor	1	1	1	1	1
Units	mg/kg	mg/kg	mg/kg	mg/kg	mg/kg
PESTICIDES/PCBs					

Laboratory Director

04/19/06 09:53 FAX 732 549 3679 STL EDISON

SEVERN TRENT STL

SUMMARY OF ANALYTICAL RESULTS: P12

The Action Levels listed reflect current STL
guidance for the user. Please consult appro

Sample ID	115WC-SCB5-Comp9	
Lab Sample No.	721831	
Sampling Date	3/22/2006 0:00	
Matrix	SOLID	
Dilution Factor	1	
Units	mg/kg	
PESTICIDES/PCBs		
Aroclor-1016	0.093	U
Aroclor-1221	0.093	U
Aroclor-1232	0.093	U
Aroclor-1242	0.093	U
Aroclor-1248	0.093	U
Aroclor-1254	0.093	U
Aroclor-1260	0.093	U
Aroclor-1262	0.093	U
Aroclor-1268	0.093	U

NR - Not analyzed.
U - The compound was not detected at the indi
J - Data indicates the presence of a compound
The concentration given is an approximate v
B - The analyte was found in the laboratory bla
P - For dual column analysis, the percent differ
* - For dual column analysis, the lowest quantil

4/19/06

Michael J Urban

04/19/06 09:53 FAX 732 549 3679 STL EDISON

SEVERN TRENT STL

SUMMARY OF ANALYTICAL RESULTS: P12

The Action Levels listed reflect current STL
guidance for the user. Please consult appro

Sample ID	115WC-SCB5-Comp9
Lab Sample No.	721831
Sampling Date	3/22/2006 0:00
Matrix	SOLID
Dilution Factor	1
Units	mg/kg
PESTICIDES/PCBs	

Laboratory Director

04/19/06 09:53 FAX 732 549 3679 STL EDISON

SEVERN TRENT STL

SUMMARY OF ANALYTICAL RESULTS: P122

Sample ID	115WC-SCB5-Comp1		115WC-SCB5-Comp2		115WC-SCB5-Comp3		115WC-SCB5-Comp4		115WC-SCB5-Comp5	
Lab Sample No.	721783		721789		721795		721801		721807	
Sampling Date	3/21/2006 0:00		3/21/2006 0:00		3/21/2006 0:00		3/21/2006 0:00		3/22/2006 0:00	
Matrix	SOLID		SOLID		SOLID		SOLID		SOLID	
Dilution Factor	1		1		1		1		1	
Units	mg/l		mg/l		mg/l		mg/l		mg/l	
TCLP PESTICIDES/PCBs										
2,4-D	0.08	U	0.08	U	0.08	U	0.08	U	0.08	U
2,4,5-TP (Silvex)	0.08	U	0.08	U	0.08	U	0.08	U	0.08	U

NR - Not analyzed.

U - The compound was not detected at the indicated concentration.

J - Data indicates the presence of a compound that meets the identification criteria. The result is less than the quantitation limit but greater than zero. The concentration given is an approximate value.

B - The analyte was found in the laboratory blank as well as the sample. This indicates possible laboratory contamination of the sample.

P - For dual column analysis, the percent difference between the quantitated concentrations on the two columns is greater than 40%

* - For dual column analysis, the lowest quantitated concentration is being reported due to coeluting interference.

4/19/06

Michael J Urban
Laboratory Director

SEVERN TRENT STL

SUMMARY OF ANALYTICAL RESULTS: P12

Sample ID	115WC-SCB5-Comp6		115WC-SCB5-Comp7		115WC-SCB5-Comp8		115WC-SCB5-Comp9	
Lab Sample No.	721813		721819		721825		721831	
Sampling Date	3/22/2006 0:00		3/22/2006 0:00		3/22/2006 0:00		3/22/2006 0:00	
Matrix	SOLID		SOLID		SOLID		SOLID	
Dilution Factor	1		1		1		1	
Units	mg/l		mg/l		mg/l		mg/l	
TCLP PESTICIDES/PCBs								
2,4-D	0.08	U	0.08	U	0.08	U	0.08	U
2,4,5-TP (Silvex)	0.08	U	0.08	U	0.08	U	0.08	U

NR - Not analyzed.
U - The compound was not detected at the indi
J - Data indicates the presence of a compound
The concentration given is an approximate v
B - The analyte was found in the laboratory blar
P - For dual column analysis, the percent differ
* - For dual column analysis, the lowest quantit

4/19/06
Michael J Urban
Laboratory Director

SEVERN TRENT STL

SUMMARY OF ANALYTICAL RESULTS: P122

Sample ID	115-WC-SCB5-17F	115-WC-SCB5-18F	115-WC-SCB5-19F	115-WC-SCB5-20F	115-WC-SCB5-21F	115-WC-SCB5-22F	
Lab Sample No.	718705	718706	718707	718708	718709	718710	
Sampling Date	3/22/2006 0:00	3/22/2006 0:00	3/22/2006 0:00	3/22/2006 0:00	3/22/2006 0:00	3/22/2006 0:00	
Matrix	SOLID	SOLID	SOLID	SOLID	SOLID	SOLID	
Dilution Factor							
Units	mg/l	mg/l	mg/l	mg/l	mg/l	mg/l	
TCLP METALS							
Chromium	0.15	0.9	0.13	0.14	0.07	0.04	B
Arsenic	NR	NR	NR	NR	NR	NR	
Barium	NR	NR	NR	NR	NR	NR	
Cadmium	NR	NR	NR	NR	NR	NR	
Lead	NR	NR	NR	NR	NR	NR	
Mercury	NR	NR	NR	NR	NR	NR	
Selenium	NR	NR	NR	NR	NR	NR	
Silver	NR	NR	NR	NR	NR	NR	

NR - Not analyzed.

U - The compound was not detected at the indicated concentration.

B - Reported value is less than the Reporting Limit but greater than the Instrument Detection Limit.

N - The spiked sample recovery is not within control limits.

4/19/06

Michael J Urban
Laboratory Director

Generated on 4/19/2006 8:45:54 AM

04/19/06 09:53 FAX 732 549 3679 STL EDISON

SEVERN TRENT STL

SUMMARY OF ANALYTICA

Sample ID	115-WC-SCB5-23F	115-WC-SCB5-24F	115-WC-SCB5-25F	115-WC-SCB5-26F	115-WC-SCB5-27F	115-WC-SCB5-28F
Lab Sample No.	718711	718712	718713	718714	718715	718716
Sampling Date	3/22/2006 0:00	3/22/2006 0:00	3/22/2006 0:00	3/22/2006 0:00	3/22/2006 0:00	3/22/2006 0:00
Matrix	SOLID	SOLID	SOLID	SOLID	SOLID	SOLID
Dilution Factor						
Units	mg/l	mg/l	mg/l	mg/l	mg/l	mg/l
TCLP METALS						
Chromium	0.28	0.09	0.1	0.28	0.18	0.11
Arsenic	NR	NR	NR	NR	NR	NR
Barium	NR	NR	NR	NR	NR	NR
Cadmium	NR	NR	NR	NR	NR	NR
Lead	NR	NR	NR	NR	NR	NR
Mercury	NR	NR	NR	NR	NR	NR
Selenium	NR	NR	NR	NR	NR	NR
Silver	NR	NR	NR	NR	NR	NR

NR - Not analyzed.
U - The compound was not d
B - Reported value is less thi
N - The spiked sample recov

4/19/06

Michael J Urban
Laboratory Director

Generated on 4/19/2006 8:4

04/19/06 08:53 FAX 732 549 3679 STL EDISON

SEVERN TRENT STL

SUMMARY OF ANALYTICA

Sample ID	115-WC-SCB5-1A	115-WC-SCB5-1B	115-WC-SCB5-1C	115-WC-SCB5-1D	115-WC-SCB5-1E	115-WC-SCB5-2A	115-WC-SCB5-2B
Lab Sample No.	718717	718718	718719	718720	718721	718722	718723
Sampling Date	3/21/2006 0:00	3/21/2006 0:00	3/21/2006 0:00	3/21/2006 0:00	3/21/2006 0:00	3/21/2006 0:00	3/21/2006 0:00
Matrix	SOLID	SOLID	SOLID	SOLID	SOLID	SOLID	SOLID
Dilution Factor							
Units	mg/l	mg/l	mg/l	mg/l	mg/l	mg/l	mg/l
TCLP METALS							
Chromium	0.14	0.18	0.9	0.09	0.52	0.14	0.28
Arsenic	NR	NR	NR	NR	NR	NR	NR
Barium	NR	NR	NR	NR	NR	NR	NR
Cadmium	NR	NR	NR	NR	NR	NR	NR
Lead	NR	NR	NR	NR	NR	NR	NR
Mercury	NR	NR	NR	NR	NR	NR	NR
Selenium	NR	NR	NR	NR	NR	NR	NR
Silver	NR	NR	NR	NR	NR	NR	NR

NR - Not analyzed.
U - The compound was not d
B - Reported value is less tha
N - The spiked sample recov

4/19/06

Michael J Urban
Laboratory Director

Generated on 4/19/2006 8:4

04/19/06 09:54 FAX 732 549 3679 STL EDISON

SEVERN TRENT STL

SUMMARY OF ANALYTICA

Sample ID	115-WC-SCB5-2C	115-WC-SCB5-2D	115-WC-SCB5-2E	115-WC-SCB5-3F	115-WC-SCB5-4F	115-WC-SCB5-5F	115-WC-SCB5-6F
Lab Sample No.	718724	718725	718726	718727	718728	718729	718730
Sampling Date	3/21/2006 0:00	3/21/2006 0:00	3/21/2006 0:00	3/21/2006 0:00	3/21/2006 0:00	3/21/2006 0:00	3/21/2006 0:00
Matrix	SOLID	SOLID	SOLID	SOLID	SOLID	SOLID	SOLID
Dilution Factor							
Units	mg/l	mg/l	mg/l	mg/l	mg/l	mg/l	mg/l
TCLP METALS							
Chromium	0.56	0.08	0.1	0.06	0.13	0.28	0.87
Arsenic	NR	NR	NR	NR	NR	NR	NR
Barium	NR	NR	NR	NR	NR	NR	NR
Cadmium	NR	NR	NR	NR	NR	NR	NR
Lead	NR	NR	NR	NR	NR	NR	NR
Mercury	NR	NR	NR	NR	NR	NR	NR
Selenium	NR	NR	NR	NR	NR	NR	NR
Silver	NR	NR	NR	NR	NR	NR	NR

NR - Not analyzed.

U - The compound was not d

B - Reported value is less th

N - The spiked sample recov

4/19/06

Michael J Urban
Laboratory Director

Generated on 4/19/2006 8:4

04/19/06 08:54 FAX 732 549 3679 STL EDISON

The Action Levels listed reflect current STL Edison knowledge of the standards and are intended as general guidance for the user. Please consult appropriate regulations and cleanup standards for your specific application.

Sample ID Lab Sample Number Sampling Date Matrix Dilution Factor Units	NJ Residential Direct Contact Soil Cleanup Criteria (ug/kg)	NJ Non-Residential Direct Contact Soil Cleanup Criteria (ug/kg)	NJ Impact to Ground Water Soil Cleanup Criteria (ug/kg)	NJ Higher of PQLs and GW Quality 2000 Criteria (ug/l)	115-WC-SCB5-17F 718705 03/22/06 SOLID NA mg/l
TCLP METALS					
Chromium	NA	NA	NA	100	0.15

Qualifiers

U - The compound was not detected at the indicated concentration.
B - Reported value is less than the Reporting Limit but greater than the Instrument Detection Limit.
N - The spiked sample recovery is not within control limits.
NR - Not analyzed.

Composite Samples

115-WC-SCB5- 1A - 1E Comp 1 - 3/21/06
-SCB5 - 2A - 1E - Comp 2 - 3/21/06
115-WC-SCB5- 3F, 4F, 5F, 6F, 7F - Comp 3 - 3/21/06
115-WC-SCB5- 8F, 9F, 10F, 11F, 12F - Comp 4 - 3/21/06
- 13F, 14F, 15F, 16F 17F - Comp 5 3/21/06 ~~- 3/22/06~~
- 18F, 19F, 20F, 21F, 22F - Comp 6 - 3/22/06
- 23F, 24F, 25F, 26F, 27F - Comp 7 - 3/22/06
- 28F, 29F, 30F, 31F, 32F - Comp 8 3/22/06
- 33F, 34F, 35F, 36F 37F - Comp 9 3/22/06

SCB5

Checked By: _____
___ OK
___ Make Corrections

The Action Levels listed reflect curren
guidance for the user. Please consult

Sample ID	115-WC-SCB5-18F	115-WC-SCB5-19F	115-WC-SCB5-20F	115-WC-SCB5-21F	115-WC-SCB5-22F
Lab Sample Number	718706	718707	718708	718709	718710
Sampling Date	03/22/06	03/22/06	03/22/06	03/22/06	03/22/06
Matrix	SOLID	SOLID	SOLID	SOLID	SOLID
Dilution Factor	NA	NA	NA	NA	NA
Units	mg/l	mg/l	mg/l	mg/l	mg/l
TCLP METALS					
Chromium	0.90	0.13	0.14	0.07	0.04 B

Qualifiers

U - The compound was not detected at the indicate
B - Reported value is less than the Reporting Limit
N - The spiked sample recovery is not within contrc
NR - Not analyzed.

Checked By: _____
___ OK
___ Make Corrections

The Action Levels listed reflect curren
guidance for the user. Please consult

Sample ID	115-WC-SCB5-23F	115-WC-SCB5-24F	115-WC-SCB5-25F	115-WC-SCB5-26F	115-WC-SCB5-27F
Lab Sample Number	718711	718712	718713	718714	718715
Sampling Date	03/22/06	03/22/06	03/22/06	03/22/06	03/22/06
Matrix	SOLID	SOLID	SOLID	SOLID	SOLID
Dilution Factor	NA	NA	NA	NA	NA
Units	mg/l	mg/l	mg/l	mg/l	mg/l
TCLP METALS					
Chromium	0.28	0.09	0.10	0.28	0.18

Qualifiers

U - The compound was not detected at the indicate
B - Reported value is less than the Reporting Limit
N - The spiked sample recovery is not within contrc
NR - Not analyzed.

Checked By: _____
___ OK
___ Make Corrections

The Action Levels listed reflect curren
guidance for the user. Please consult

Sample ID	115-WC-SCB5-28F	115-WC-SCB5-1A	115-WC-SCB5-1B	115-WC-SCB5-1C	115-WC-SCB5-1D
Lab Sample Number	718716	718717	718718	718719	718720
Sampling Date	03/22/06	03/21/06	03/21/06	03/21/06	03/21/06
Matrix	SOLID	SOLID	SOLID	SOLID	SOLID
Dilution Factor	NA	NA	NA	NA	NA
Units	mg/l	mg/l	mg/l	mg/l	mg/l
TCLP METALS					
Chromium	0.11	0.14	0.18	0.90	0.09

Qualifiers

U - The compound was not detected at the indicate
B - Reported value is less than the Reporting Limit
N - The spiked sample recovery is not within contrc
NR - Not analyzed.

Checked By: _____
___ OK
___ Make Corrections

The Action Levels listed reflect curren
guidance for the user. Please consult

Sample ID	115-WC-SCB5-1E	115-WC-SCB5-2A	115-WC-SCB5-2B	115-WC-SCB5-2C	115-WC-SCB5-2D
Lab Sample Number	718721	718722	718723	718724	718725
Sampling Date	03/21/06	03/21/06	03/21/06	03/21/06	03/21/06
Matrix	SOLID	SOLID	SOLID	SOLID	SOLID
Dilution Factor	NA	NA	NA	NA	NA
Units	mg/l	mg/l	mg/l	mg/l	mg/l
TCLP METALS					
Chromium	0.52	0.14	0.28	0.56	0.08

Qualifiers

U - The compound was not detected at the indicate
B - Reported value is less than the Reporting Limit
N - The spiked sample recovery is not within contrc
NR - Not analyzed.

Checked By: _____
___ OK
___ Make Corrections

The Action Levels listed reflect curren
guidance for the user. Please consult

Sample ID	115-WC-SCB5-2E	115-WC-SCB5-3F	115-WC-SCB5-4F	115-WC-SCB5-5F	115-WC-SCB5-6F
Lab Sample Number	718726	718727	718728	718729	718730
Sampling Date	03/21/06	03/21/06	03/21/06	03/21/06	03/21/06
Matrix	SOLID	SOLID	SOLID	SOLID	SOLID
Dilution Factor	NA	NA	NA	NA	NA
Units	mg/l	mg/l	mg/l	mg/l	mg/l
TCLP METALS					
Chromium	0.10	0.06	0.13	0.28	0.87

Qualifiers

U - The compound was not detected at the indicate
B - Reported value is less than the Reporting Limit
N - The spiked sample recovery is not within contrc
NR - Not analyzed.

Checked By: _____
___ OK
___ Make Corrections

The Action Levels listed reflect curren
guidance for the user. Please consult

Sample ID	115-WC-SCB5-7F	115-WC-SCB5-8F	115-WC-SCB5-9F	115-WC-SCB5-10F	115-WC-SCB5-11F
Lab Sample Number	718731	718732	718733	718734	718735
Sampling Date	03/21/06	03/21/06	03/21/06	03/21/06	03/21/06
Matrix	SOLID	SOLID	SOLID	SOLID	SOLID
Dilution Factor	NA	NA	NA	NA	NA
Units	mg/l	mg/l	mg/l	mg/l	mg/l
TCLP METALS					
Chromium	0.015 U	0.23	0.42	0.20	0.27

Qualifiers

U - The compound was not detected at the indicate
B - Reported value is less than the Reporting Limit
N - The spiked sample recovery is not within contrc
NR - Not analyzed.

Checked By: _____
___ OK
___ Make Corrections

The Action Levels listed reflect curren
guidance for the user. Please consult

Sample ID	115-WC-SCB5-12F	115-WC-SCB5-13F	115-WC-SCB5-14F	115-WC-SCB5-15F	115-WC-SCB5-16F
Lab Sample Number	718736	718737	718738	718739	718740
Sampling Date	03/21/06	03/21/06	03/21/06	03/21/06	03/21/06
Matrix	SOLID	SOLID	SOLID	SOLID	SOLID
Dilution Factor	NA	NA	NA	NA	NA
Units	mg/l	mg/l	mg/l	mg/l	mg/l
TCLP METALS					
Chromium	0.06	0.19	0.50	0.53	0.20

Qualifiers

U - The compound was not detected at the indicate
B - Reported value is less than the Reporting Limit
N - The spiked sample recovery is not within contrc
NR - Not analyzed.

Checked By: _____
___ OK
___ Make Corrections

The Action Levels listed reflect curren
guidance for the user. Please consult

Sample ID	115-WC-SCB5-29F	115-WC-SCB5-30F	115-WC-SCB5-31F	115-WC-SCB5-32F	115-WC-SCB5-33F
Lab Sample Number	718741	718742	718743	718744	718745
Sampling Date	03/22/06	03/22/06	03/22/06	03/22/06	03/22/06
Matrix	SOLID	SOLID	SOLID	SOLID	SOLID
Dilution Factor	NA	NA	NA	NA	NA
Units	mg/l	mg/l	mg/l	mg/l	mg/l
TCLP METALS					
Chromium	0.53	0.02 B	0.31	0.21	0.05

Qualifiers

U - The compound was not detected at the indicate
B - Reported value is less than the Reporting Limit
N - The spiked sample recovery is not within contrc
NR - Not analyzed.

Checked By: _____
___ OK
___ Make Corrections

The Action Levels listed reflect curren
guidance for the user. Please consult

Sample ID	115-WC-SCB5-34F	115-WC-SCB5-35F	115-WC-SCB5-36F	115-WC-SCB5-37F
Lab Sample Number	718746	718747	718748	718749
Sampling Date	03/22/06	03/22/06	03/22/06	03/22/06
Matrix	SOLID	SOLID	SOLID	SOLID
Dilution Factor	NA	NA	NA	NA
Units	mg/l	mg/l	mg/l	mg/l
TCLP METALS				
Chromium	0.13	0.22	0.33	0.09

Qualifiers

U - The compound was not detected at the indicate
B - Reported value is less than the Reporting Limit
N - The spiked sample recovery is not within contrc
NR - Not analyzed.

Checked By: _____
___ OK
___ Make Corrections

FILE No. 341
SCB2

WASTE MANAGEMENT

GENERATOR'S WASTE PROFILE SHEET

PLEASE PRINT IN INK OR TYPE

Service Agreeement on File? ☐ Yes ☐ No Profile Number: WMI [ ]
Renewal Date: _____

A. Waste Generator Information

1. Generator Name: HONEYWELL INTERNATIONAL
2. SIC Code: N/A
3. Facility Street Address: 441 - ROUTE 440
4. Phone: 973-455-2175
5. Facility City: JERSEY CITY
6. State/Province: NEW JERSEY
7. Zip/Postal Code: 07305
8. Generator USEPA/Federal ID #: NJD986581437
9. County: HUDSON
10. State/Province ID #: NEW JERSEY
11. Customer Name: HONEYWELL INTERNATIONAL
12. Customer Phone: 973-455-2175
13. Customer Contact: WILLIAM HAGUE
14. Customer Fax: 973-455-2315

B. Waste Stream Information

1. Name of Waste: ID-27 NON HAZARDOUS SOIL
2. State Waste Code: N/A
3. Process Generating Waste: DISPLACED CLEAN IMPORTED FILL MATERIAL WITH CEMENT AND BENTONITE FROM THE CONSTRUCTION OF BARRIER WALL
4. Estimated Annual Volume: 2620 ☐ Tons ☒ Yards ☐ Other (specify) _____
5. Personal Protective Equipment Requirements GLOVES
6. Transporter/Transfer Station HORWITH TRUCKING
7. Is this a US Department of Transportation (USDOT) Hazardous Material? (If no, skip 8, 9 & 10) ☐ Yes ☒ No
8. Reportable Quantity (lbs.;kgs.): _____ 9. Hazardous Class/ID #: _____
10. USDOT Shipping Name: _____

☐ Check if additional information is attached. Indicate the number of attached pages: ____

C. Generator's Certification (Please check appropriate responses, sign, and date below.)

1. Is the waste represented by this waste profile sheet a "Hazardous Waste," as defined by USEPA, Canadian, Mexican and/or state/province regulation, in the location where generated or ultimately managed? ☐ Yes ☒ No
2. Does the waste represented by this waste profile sheet contain regulated radioactive material or regulated concentrations of Polychlorinated Biphenyls (PCBs)? ☐ Yes ☒ No
3. Does this waste profile sheet and all attachments contain true and accurate descriptions of the waste material? ☒ Yes ☐ No
4. Has all relevant information within the possession of the Generator regarding known or suspected hazards pertaining to the waste been disclosed to the Contractor? ☒ Yes ☐ No
5. Is the analytical data attached hereto derived from testing a representative sample in accordance with 40 CFR 261.20 (c) or equivalent rules? ☐ N/A ☒ Yes ☐ No
6. Will all changes that occur in the character of the waste be identified by the Generator and disclosed to the Contractor prior to providing the waste to the Contractor? ☒ Yes ☐ No

Certification Signature & Date Wm Hague 3/31/06 Title: CONSTRUCTION DIRECTOR
Name (Type or Print): WILLIAM HAGUE Customer Name: HONEYWELL INTERNATIONAL

D. WMI Management's Decision

1. Management Method: ☐ Landfill ☐ Solidify ☐ Bioremediation ☐ Other (specify) _____
2. Proposed Ultimate Management Facility: _____ 3. Hours of Acceptence: _____ ☐ N/A
4. Supplemental Information: _____
5. Precautions, Special Handling Procedures, or Limitations on Approval: _____

Special Waste Decision: ☐ Approved ☐ Disapproved
Salesperson's Signature: _____ Date: _____
Division Approval Signature (Optional): _____ Date: _____
Special Waste Approvals Person Signature _____ Date: _____

Honeywell
P.O. Box 1057
Morristown, NJ 07962-1057

ID 27 CERTIFICATION LETTER

(SCB27)

DATE OF DISPOSAL:_____

CHRISTOPHER L. DOUR, P.E., P.P.
NJ MEADOWLANDS COMMISSION
ERIE LANDFILL
ONE DEKORTE PARK PLAZA
LYNDHURST, NEW JERSEY 07071

RE: NJMC 1-E LANDFILL
ID 27 WASTE DISPOSAL

DEAR MR. DOUR:

This letter is to certify that (_____) Vehicle ID (_____)
Insert Hauler's Name NJDEP Decal #
scheduled for delivery today from **Honeywell International, 441 Route 440 Jersey City New Jersey 07305** includes the following materials **ID-27 Non Hazardous Soil**.

We certify that this load contains no RCRA defined hazardous wastes or toxic materials based on representative analytical information and/or MSDS sheets submitted to the Commission. All bags, steel, poly and/or glass containers meet or exceed the RCRA definition for "empty" under RCRA 40 CFR Part 261.7, and all containers are crushed.

MSDS sheets and/or analytical information are on file with the NJ Meadowlands Commission and Waste Management for this material, which certifies that the material is non-hazardous. **Only the materials listed above are contained in this load.**

If you have any further questions regarding these materials or this information, please contact

William J. Hague @ **973-455-2175**
Company Representative telephone number

I understand that should the material contained in the load differ from what is stated above, the load will be rejected, and any costs incurred for reloading the waste will be paid for by

HONEYWELL INTERNATIONAL

SINCERELY, William J. Hague

NAME: WILLIAM J. HAGUE

TITLE: CONSTRUCTION DIRECTOR

Honeywell
P.O. Box 1057
Morristown, NJ 07962-1057

INDEMNIFICATION
(SCB2)

Date: **March 31, 2006**

Honeywell International warrants that each load delivered to the NJMC 1-E Landfill include only **ID-27 Non Hazardous Soil**. Information on all these wastes has been provided to the NJMC and these wastes are non-hazardous as defined by the New Jersey Department of Environmental Protection under NJAC 7:26-2.13(g)(1)vii. These wastes are generated at **Honeywell International, 441 Route 440 Jersey City New Jersey 07305.**

Honeywell International further agrees to indemnify the New Jersey Meadowlands Commission and the 1-E Landfill operator against any and all claims, losses, or damages caused in whole or in part by breach of this warranty. **Honeywell International** understands that should the Commission or the landfill operator's personnel deem any or all of this material unacceptable at any time it will be rejected.

CERTIFICATION SIGNATURE: _____ TITLE: **Construction Director**

NAME (PRINT): **William Hague** COMPANY NAME: **Honeywell International**

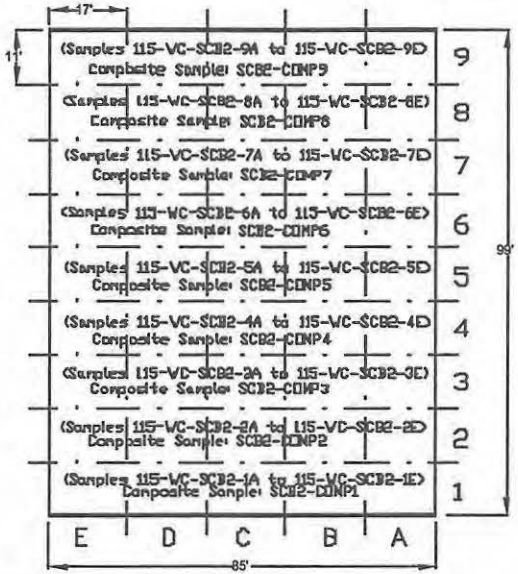

FORMER IRM

N

SCB2 STOCKPILE
TOTAL VOLUME: 2,620 C Y
GRID VOLUME: ~60 CY
GRID DIM: 11'x17'
GRID SAMPLES: 3 DISCRETE SAMPLES AT RANDOM

SOUTH WORK PLATFORM

80 KELLOGG OFFICE BLDG. & WWTP

60 KELLOGG OFFICE BLDG.

KELLOGG STREET

TITLE: SCB2 STOCKPILE SAMPLING LOCATION MAP

LOCATION: SA-7

HONEYWELL
60 KELLOGG STREET
JERSEY CITY N.J. 07305

CHECKED:	DJC
DRAFTER:	DJC
FILE:	SCB2_112206
DATE:	1/10/06

FIGURE: 1

SCB2 Stockpile Sampling Results

Chrome TCLP Results

Sample	Collected	Parameter	Matrix	Result	RL	Qual	Units
115-WC-SCB2-1A	11/22/2005	Chromium	SOLID	0.11	0.015		mg/l
115-WC-SCB2-1B	11/22/2005	Chromium	SOLID	0.1	0.015		mg/l
115-WC-SCB2-1C	11/22/2005	Chromium	SOLID	0.09	0.015		mg/l
115-WC-SCB2-1D	11/22/2005	Chromium	SOLID	0.96	0.015		mg/l
115-WC-SCB2-1E	11/22/2005	Chromium	SOLID	0.27	0.015		mg/l
115-WC-SCB2-2A	11/22/2005	Chromium	SOLID	0.2	0.015		mg/l
115-WC-SCB2-2B	11/22/2005	Chromium	SOLID	0.12	0.015		mg/l
115-WC-SCB2-2C	11/22/2005	Chromium	SOLID	0.09	0.015		mg/l
115-WC-SCB2-2D	11/22/2005	Chromium	SOLID	0.12	0.015		mg/l
115-WC-SCB2-2E	11/22/2005	Chromium	SOLID	0.21	0.015		mg/l
115-WC-SCB2-3A	11/23/2005	Chromium	SOLID	0.44	0.015		mg/l
115-WC-SCB2-3B	11/23/2005	Chromium	SOLID	1.3	0.015		mg/l
115-WC-SCB2-3C	11/23/2005	Chromium	SOLID	0.12	0.015		mg/l
115-WC-SCB2-3D	11/23/2005	Chromium	SOLID	0.39	0.015		mg/l
115-WC-SCB2-3E	11/23/2005	Chromium	SOLID	0.45	0.015		mg/l
115-WC-SCB2-4A	11/23/2005	Chromium	SOLID	0.41	0.015		mg/l
115-WC-SCB2-4B	11/23/2005	Chromium	SOLID	0.08	0.015		mg/l
115-WC-SCB2-4C	11/23/2005	Chromium	SOLID	0.63	0.015		mg/l
115-WC-SCB2-4D	11/23/2005	Chromium	SOLID	0.32	0.015		mg/l
115-WC-SCB2-4E	11/23/2005	Chromium	SOLID	0.39	0.015		mg/l
115-WC-SCB2-5A	11/23/2005	Chromium	SOLID	0.24	0.015		mg/l
115-WC-SCB2-5B	11/23/2005	Chromium	SOLID	0.24	0.015		mg/l
115-WC-SCB2-5C	11/23/2005	Chromium	SOLID	0.32	0.015		mg/l
115-WC-SCB2-5D	11/23/2005	Chromium	SOLID	0.08	0.015		mg/l
115-WC-SCB2-5E	11/23/2005	Chromium	SOLID	0.42	0.015		mg/l
115-WC-SCB2-6A	11/23/2005	Chromium	SOLID	0.49	0.015		mg/l
115-WC-SCB2-6B	11/23/2005	Chromium	SOLID	0.13	0.015		mg/l
115-WC-SCB2-6C	11/23/2005	Chromium	SOLID	0.39	0.015		mg/l
115-WC-SCB2-6D	11/23/2005	Chromium	SOLID	0.48	0.015		mg/l
115-WC-SCB2-6E	11/23/2005	Chromium	SOLID	0.56	0.015		mg/l
115-WC-SCB2-7A	11/23/2005	Chromium	SOLID	0.21	0.015		mg/l
115-WC-SCB2-7B	11/23/2005	Chromium	SOLID	0.13	0.015		mg/l
115-WC-SCB2-7C	11/23/2005	Chromium	SOLID	0.38	0.015		mg/l
115-WC-SCB2-7D	11/23/2005	Chromium	SOLID	0.04	0.015	B	mg/l
115-WC-SCB2-7E	11/23/2005	Chromium	SOLID	0.04	0.015	B	mg/l
115-WC-SCB2-8A	11/23/2005	Chromium	SOLID	0.05	0.015		mg/l
115-WC-SCB2-8B	11/23/2005	Chromium	SOLID	0.03	0.015	B	mg/l
115-WC-SCB2-8C	11/23/2005	Chromium	SOLID	0.07	0.015		mg/l
115-WC-SCB2-8D	11/23/2005	Chromium	SOLID	0.04	0.015	B	mg/l
115-WC-SCB2-8E	11/23/2005	Chromium	SOLID	0.06	0.015		mg/l
115-WC-SCB2-9A	11/23/2005	Chromium	SOLID	0.04	0.015	B	mg/l
115-WC-SCB2-9B	11/23/2005	Chromium	SOLID	0.05	0.015		mg/l
115-WC-SCB2-9C	11/23/2005	Chromium	SOLID	0.04	0.015	B	mg/l
115-WC-SCB2-9D	11/23/2005	Chromium	SOLID	0.03	0.015	B	mg/l
115-WC-SCB2-9E	11/23/2005	Chromium	SOLID	0.15	0.015		mg/l

Sample	Collected	Parameter	Matrix	Result	RL	Qual	Units
Composite Sample Results							
SCB2-COMP1	11/22/2005	Ignitability	SOLID	>160	0		deg F
SCB2-COMP1	11/22/2005	Total Petroleum Hydrocarbons	SOLID	1830	25		mg/kg
SCB2-COMP1	11/22/2005	Chromium	SOLID	625	2		mg/kg
SCB2-COMP1	11/22/2005	Silver	SOLID	0.01	0.006	B	mg/l
SCB2-COMP1	11/22/2005	Arsenic	SOLID		0.023	U	mg/l
SCB2-COMP1	11/22/2005	Barium	SOLID	0.16	0.0065	B	mg/l
SCB2-COMP1	11/22/2005	Cadmium	SOLID		0.0025	U	mg/l
SCB2-COMP1	11/22/2005	Chromium	SOLID	0.18	0.014		mg/l
SCB2-COMP1	11/22/2005	Lead	SOLID		0.011	U	mg/l
SCB2-COMP1	11/22/2005	Selenium	SOLID		0.024	U	mg/l
SCB2-COMP1	11/22/2005	Chromium VI	SOLID	8.1	2		mg/kg
SCB2-COMP1	11/22/2005	Mercury	SOLID		0.0001	U	mg/l
SCB2-COMP1	11/22/2005	gamma-BHC (Lindane)	SOLID		0.0005	U	mg/l
SCB2-COMP1	11/22/2005	Chlordane	SOLID		0.005	U	mg/l
SCB2-COMP1	11/22/2005	Endrin	SOLID		0.0005	U	mg/l
SCB2-COMP1	11/22/2005	Heptachlor	SOLID		0.0005	U	mg/l
SCB2-COMP1	11/22/2005	Heptachlor epoxide	SOLID		0.0005	U	mg/l
SCB2-COMP1	11/22/2005	Methoxychlor	SOLID		0.0005	U	mg/l
SCB2-COMP1	11/22/2005	Toxaphene	SOLID		0.005	U	mg/l
SCB2-COMP1	11/22/2005	Aroclor-1016	SOLID		90	U	ug/kg
SCB2-COMP1	11/22/2005	Aroclor-1221	SOLID		90	U	ug/kg
SCB2-COMP1	11/22/2005	Aroclor-1232	SOLID		90	U	ug/kg
SCB2-COMP1	11/22/2005	Aroclor-1242	SOLID		90	U	ug/kg
SCB2-COMP1	11/22/2005	Aroclor-1248	SOLID		90	U	ug/kg
SCB2-COMP1	11/22/2005	Aroclor-1254	SOLID		90	U	ug/kg
SCB2-COMP1	11/22/2005	Aroclor-1260	SOLID		90	U	ug/kg
SCB2-COMP1	11/22/2005	Aroclor-1262	SOLID		90	U	ug/kg
SCB2-COMP1	11/22/2005	Aroclor-1268	SOLID		90	U	ug/kg
SCB2-COMP1	11/22/2005	2,4-D	SOLID		0.08	U	mg/l
SCB2-COMP1	11/22/2005	2,4,5-TP (Silvex)	SOLID		0.08	U	mg/l
SCB2-COMP1	11/22/2005	Vinyl Chloride	SOLID		0.005	U	mg/l
SCB2-COMP1	11/22/2005	1,1-Dichloroethene	SOLID		0.002	U	mg/l
SCB2-COMP1	11/22/2005	Chloroform	SOLID		0.005	U	mg/l
SCB2-COMP1	11/22/2005	1,2-Dichloroethane	SOLID		0.002	U	mg/l
SCB2-COMP1	11/22/2005	Methyl Ethyl Ketone	SOLID		0.005	U	mg/l
SCB2-COMP1	11/22/2005	Carbon Tetrachloride	SOLID		0.002	U	mg/l
SCB2-COMP1	11/22/2005	Trichloroethene	SOLID		0.001	U	mg/l
SCB2-COMP1	11/22/2005	Benzene	SOLID		0.001	U	mg/l
SCB2-COMP1	11/22/2005	Tetrachloroethene	SOLID		0.001	U	mg/l

Sample	Collected	Parameter	Matrix	Result	RL	Qual	Units
SCB2-COMP1	11/22/2005	Chlorobenzene	SOLID		0.005	U	mg/l
SCB2-COMP1	11/22/2005	o-Cresol	SOLID		0.04	U	mg/l
SCB2-COMP1	11/22/2005	m&p-Cresol	SOLID		0.04	U	mg/l
SCB2-COMP1	11/22/2005	2,4,6-Trichlorophenol	SOLID		0.04	U	mg/l
SCB2-COMP1	11/22/2005	2,4,5-Trichlorophenol	SOLID		0.04	U	mg/l
SCB2-COMP1	11/22/2005	Pentachlorophenol	SOLID		0.16	U	mg/l
SCB2-COMP1	11/22/2005	1,4-Dichlorobenzene	SOLID		0.04	U	mg/l
SCB2-COMP1	11/22/2005	Hexachloroethane	SOLID		0.004	U	mg/l
SCB2-COMP1	11/22/2005	Nitrobenzene	SOLID		0.004	U	mg/l
SCB2-COMP1	11/22/2005	Hexachlorobutadiene	SOLID		0.008	U	mg/l
SCB2-COMP1	11/22/2005	2,4-Dinitrotoluene	SOLID		0.008	U	mg/l
SCB2-COMP1	11/22/2005	Hexachlorobenzene	SOLID		0.004	U	mg/l
SCB2-COMP1	11/22/2005	Pyridine	SOLID		0.04	U	mg/l
SCB2-COMP1	11/22/2005	Corrosivity	SOLID	11.63	0		std unit
SCB2-COMP1	11/22/2005	Reactive Cyanide	SOLID		25	U	mg/kg
SCB2-COMP1	11/22/2005	Reactive Sulfide	SOLID		20	U	mg/kg
SCB2-COMP2	11/22/2005	Ignitability	SOLID	>160	0		deg F
SCB2-COMP2	11/22/2005	Total Petroleum Hydrocarbons	SOLID	1280	25		mg/kg
SCB2-COMP2	11/22/2005	Chromium	SOLID	432	2		mg/kg
SCB2-COMP2	11/22/2005	Silver	SOLID		0.006	U	mg/l
SCB2-COMP2	11/22/2005	Arsenic	SOLID		0.023	U	mg/l
SCB2-COMP2	11/22/2005	Barium	SOLID	0.17	0.0065	B	mg/l
SCB2-COMP2	11/22/2005	Cadmium	SOLID		0.0025	U	mg/l
SCB2-COMP2	11/22/2005	Chromium	SOLID	0.08	0.014		mg/l
SCB2-COMP2	11/22/2005	Lead	SOLID		0.011	U	mg/l
SCB2-COMP2	11/22/2005	Selenium	SOLID		0.024	U	mg/l
SCB2-COMP2	11/22/2005	Chromium VI	SOLID	16.7	2		mg/kg
SCB2-COMP2	11/22/2005	Mercury	SOLID		0.0001	U	mg/l
SCB2-COMP2	11/22/2005	gamma-BHC (Lindane)	SOLID		0.0005	U	mg/l
SCB2-COMP2	11/22/2005	Chlordane	SOLID		0.005	U	mg/l
SCB2-COMP2	11/22/2005	Endrin	SOLID		0.0005	U	mg/l
SCB2-COMP2	11/22/2005	Heptachlor	SOLID		0.0005	U	mg/l
SCB2-COMP2	11/22/2005	Heptachlor epoxide	SOLID		0.0005	U	mg/l
SCB2-COMP2	11/22/2005	Methoxychlor	SOLID		0.0005	U	mg/l
SCB2-COMP2	11/22/2005	Toxaphene	SOLID		0.005	U	mg/l
SCB2-COMP2	11/22/2005	Aroclor-1016	SOLID		89	U	ug/kg
SCB2-COMP2	11/22/2005	Aroclor-1221	SOLID		89	U	ug/kg
SCB2-COMP2	11/22/2005	Aroclor-1232	SOLID		89	U	ug/kg

Sample	Collected	Parameter	Matrix	Result	RL	Qual	Units
SCB2-COMP2	11/22/2005	Aroclor-1242	SOLID		89	U	ug/kg
SCB2-COMP2	11/22/2005	Aroclor-1248	SOLID		89	U	ug/kg
SCB2-COMP2	11/22/2005	Aroclor-1254	SOLID		89	U	ug/kg
SCB2-COMP2	11/22/2005	Aroclor-1260	SOLID		89	U	ug/kg
SCB2-COMP2	11/22/2005	Aroclor-1262	SOLID		89	U	ug/kg
SCB2-COMP2	11/22/2005	Aroclor-1268	SOLID		89	U	ug/kg
SCB2-COMP2	11/22/2005	2,4-D	SOLID		0.08	U	mg/l
SCB2-COMP2	11/22/2005	2,4,5-TP (Silvex)	SOLID		0.08	U	mg/l
SCB2-COMP2	11/22/2005	Vinyl Chloride	SOLID		0.005	U	mg/l
SCB2-COMP2	11/22/2005	1,1-Dichloroethene	SOLID		0.002	U	mg/l
SCB2-COMP2	11/22/2005	Chloroform	SOLID		0.005	U	mg/l
SCB2-COMP2	11/22/2005	1,2-Dichloroethane	SOLID		0.002	U	mg/l
SCB2-COMP2	11/22/2005	Methyl Ethyl Ketone	SOLID		0.005	U	mg/l
SCB2-COMP2	11/22/2005	Carbon Tetrachloride	SOLID		0.002	U	mg/l
SCB2-COMP2	11/22/2005	Trichloroethene	SOLID		0.001	U	mg/l
SCB2-COMP2	11/22/2005	Benzene	SOLID		0.001	U	mg/l
SCB2-COMP2	11/22/2005	Tetrachloroethene	SOLID		0.001	U	mg/l
SCB2-COMP2	11/22/2005	Chlorobenzene	SOLID		0.005	U	mg/l
SCB2-COMP2	11/22/2005	o-Cresol	SOLID		0.04	U	mg/l
SCB2-COMP2	11/22/2005	m&p-Cresol	SOLID		0.04	U	mg/l
SCB2-COMP2	11/22/2005	2,4,6-Trichlorophenol	SOLID		0.04	U	mg/l
SCB2-COMP2	11/22/2005	2,4,5-Trichlorophenol	SOLID		0.04	U	mg/l
SCB2-COMP2	11/22/2005	Pentachlorophenol	SOLID		0.16	U	mg/l
SCB2-COMP2	11/22/2005	1,4-Dichlorobenzene	SOLID		0.04	U	mg/l
SCB2-COMP2	11/22/2005	Hexachloroethane	SOLID		0.004	U	mg/l
SCB2-COMP2	11/22/2005	Nitrobenzene	SOLID		0.004	U	mg/l
SCB2-COMP2	11/22/2005	Hexachlorobutadiene	SOLID		0.008	U	mg/l
SCB2-COMP2	11/22/2005	2,4-Dinitrotoluene	SOLID		0.008	U	mg/l
SCB2-COMP2	11/22/2005	Hexachlorobenzene	SOLID		0.004	U	mg/l
SCB2-COMP2	11/22/2005	Pyridine	SOLID		0.04	U	mg/l
SCB2-COMP2	11/22/2005	Corrosivity	SOLID	11.54	0		std unit
SCB2-COMP2	11/22/2005	Reactive Cyanide	SOLID		25	U	mg/kg
SCB2-COMP2	11/22/2005	Reactive Sulfide	SOLID		20	U	mg/kg
SCB2-COMP3	11/23/2005	Ignitability	SOLID	>160	0		deg F
SCB2-COMP3	11/23/2005	Total Petroleum Hydrocarbons	SOLID	3140	25		mg/kg
SCB2-COMP3	11/23/2005	Chromium	SOLID	400	2		mg/kg
SCB2-COMP3	11/23/2005	Silver	SOLID		0.006	U	mg/l
SCB2-COMP3	11/23/2005	Arsenic	SOLID		0.023	U	mg/l

Sample	Collected	Parameter	Matrix	Result	RL	Qual	Units
SCB2-COMP3	11/23/2005	Barium	SOLID	0.63	0.0065	B	mg/l
SCB2-COMP3	11/23/2005	Cadmium	SOLID		0.0025	U	mg/l
SCB2-COMP3	11/23/2005	Chromium	SOLID	0.4	0.014		mg/l
SCB2-COMP3	11/23/2005	Lead	SOLID		0.011	U	mg/l
SCB2-COMP3	11/23/2005	Selenium	SOLID		0.024	U	mg/l
SCB2-COMP3	11/23/2005	Chromium VI	SOLID	4.2	2		mg/kg
SCB2-COMP3	11/23/2005	Mercury	SOLID		0.0001	U	mg/l
SCB2-COMP3	11/23/2005	gamma-BHC (Lindane)	SOLID		0.0005	U	mg/l
SCB2-COMP3	11/23/2005	Chlordane	SOLID		0.005	U	mg/l
SCB2-COMP3	11/23/2005	Endrin	SOLID		0.0005	U	mg/l
SCB2-COMP3	11/23/2005	Heptachlor	SOLID		0.0005	U	mg/l
SCB2-COMP3	11/23/2005	Heptachlor epoxide	SOLID		0.0005	U	mg/l
SCB2-COMP3	11/23/2005	Methoxychlor	SOLID		0.0005	U	mg/l
SCB2-COMP3	11/23/2005	Toxaphene	SOLID		0.005	U	mg/l
SCB2-COMP3	11/23/2005	Aroclor-1016	SOLID		89	U	ug/kg
SCB2-COMP3	11/23/2005	Aroclor-1221	SOLID		89	U	ug/kg
SCB2-COMP3	11/23/2005	Aroclor-1232	SOLID		89	U	ug/kg
SCB2-COMP3	11/23/2005	Aroclor-1242	SOLID		89	U	ug/kg
SCB2-COMP3	11/23/2005	Aroclor-1248	SOLID		89	U	ug/kg
SCB2-COMP3	11/23/2005	Aroclor-1254	SOLID		89	U	ug/kg
SCB2-COMP3	11/23/2005	Aroclor-1260	SOLID		89	U	ug/kg
SCB2-COMP3	11/23/2005	Aroclor-1262	SOLID		89	U	ug/kg
SCB2-COMP3	11/23/2005	Aroclor-1268	SOLID		89	U	ug/kg
SCB2-COMP3	11/23/2005	2,4-D	SOLID		0.08	U	mg/l
SCB2-COMP3	11/23/2005	2,4,5-TP (Silvex)	SOLID		0.08	U	mg/l
SCB2-COMP3	11/23/2005	Vinyl Chloride	SOLID		0.005	U	mg/l
SCB2-COMP3	11/23/2005	1,1-Dichloroethene	SOLID		0.002	U	mg/l
SCB2-COMP3	11/23/2005	Chloroform	SOLID		0.005	U	mg/l
SCB2-COMP3	11/23/2005	1,2-Dichloroethane	SOLID		0.002	U	mg/l
SCB2-COMP3	11/23/2005	Methyl Ethyl Ketone	SOLID		0.005	U	mg/l
SCB2-COMP3	11/23/2005	Carbon Tetrachloride	SOLID		0.002	U	mg/l
SCB2-COMP3	11/23/2005	Trichloroethene	SOLID		0.001	U	mg/l
SCB2-COMP3	11/23/2005	Benzene	SOLID		0.001	U	mg/l
SCB2-COMP3	11/23/2005	Tetrachloroethene	SOLID		0.001	U	mg/l
SCB2-COMP3	11/23/2005	Chlorobenzene	SOLID		0.005	U	mg/l
SCB2-COMP3	11/23/2005	o-Cresol	SOLID		0.04	U	mg/l
SCB2-COMP3	11/23/2005	m&p-Cresol	SOLID		0.04	U	mg/l
SCB2-COMP3	11/23/2005	2,4,6-Trichlorophenol	SOLID		0.04	U	mg/l
SCB2-COMP3	11/23/2005	2,4,5-Trichlorophenol	SOLID		0.04	U	mg/l

Sample	Collected	Parameter	Matrix	Result	RL	Qual	Units
SCB2-COMP3	11/23/2005	Pentachlorophenol	SOLID		0.16	U	mg/l
SCB2-COMP3	11/23/2005	1,4-Dichlorobenzene	SOLID		0.04	U	mg/l
SCB2-COMP3	11/23/2005	Hexachloroethane	SOLID		0.004	U	mg/l
SCB2-COMP3	11/23/2005	Nitrobenzene	SOLID		0.004	U	mg/l
SCB2-COMP3	11/23/2005	Hexachlorobutadiene	SOLID		0.008	U	mg/l
SCB2-COMP3	11/23/2005	2,4-Dinitrotoluene	SOLID		0.008	U	mg/l
SCB2-COMP3	11/23/2005	Hexachlorobenzene	SOLID		0.004	U	mg/l
SCB2-COMP3	11/23/2005	Pyridine	SOLID		0.04	U	mg/l
SCB2-COMP3	11/23/2005	Corrosivity	SOLID	11.66	0		std unit
SCB2-COMP3	11/23/2005	Reactive Cyanide	SOLID		25	U	mg/kg
SCB2-COMP3	11/23/2005	Reactive Sulfide	SOLID		20	U	mg/kg
SCB2-COMP4	11/23/2005	Ignitability	SOLID	>160	0		deg F
SCB2-COMP4	11/23/2005	Total Petroleum Hydrocarbons	SOLID	1760	25		mg/kg
SCB2-COMP4	11/23/2005	Chromium	SOLID	426	2		mg/kg
SCB2-COMP4	11/23/2005	Silver	SOLID		0.006	U	mg/l
SCB2-COMP4	11/23/2005	Arsenic	SOLID		0.023	U	mg/l
SCB2-COMP4	11/23/2005	Barium	SOLID	0.16	0.0065	B	mg/l
SCB2-COMP4	11/23/2005	Cadmium	SOLID		0.0025	U	mg/l
SCB2-COMP4	11/23/2005	Chromium	SOLID	0.14	0.014		mg/l
SCB2-COMP4	11/23/2005	Lead	SOLID		0.011	U	mg/l
SCB2-COMP4	11/23/2005	Selenium	SOLID		0.024	U	mg/l
SCB2-COMP4	11/23/2005	Chromium VI	SOLID	4.7	2		mg/kg
SCB2-COMP4	11/23/2005	Mercury	SOLID		0.0001	U	mg/l
SCB2-COMP4	11/23/2005	gamma-BHC (Lindane)	SOLID		0.0005	U	mg/l
SCB2-COMP4	11/23/2005	Chlordane	SOLID		0.005	U	mg/l
SCB2-COMP4	11/23/2005	Endrin	SOLID		0.0005	U	mg/l
SCB2-COMP4	11/23/2005	Heptachlor	SOLID		0.0005	U	mg/l
SCB2-COMP4	11/23/2005	Heptachlor epoxide	SOLID		0.0005	U	mg/l
SCB2-COMP4	11/23/2005	Methoxychlor	SOLID		0.0005	U	mg/l
SCB2-COMP4	11/23/2005	Toxaphene	SOLID		0.005	U	mg/l
SCB2-COMP4	11/23/2005	Aroclor-1016	SOLID		88	U	ug/kg
SCB2-COMP4	11/23/2005	Aroclor-1221	SOLID		88	U	ug/kg
SCB2-COMP4	11/23/2005	Aroclor-1232	SOLID		88	U	ug/kg
SCB2-COMP4	11/23/2005	Aroclor-1242	SOLID		88	U	ug/kg
SCB2-COMP4	11/23/2005	Aroclor-1248	SOLID		88	U	ug/kg
SCB2-COMP4	11/23/2005	Aroclor-1254	SOLID		88	U	ug/kg
SCB2-COMP4	11/23/2005	Aroclor-1260	SOLID		88	U	ug/kg
SCB2-COMP4	11/23/2005	Aroclor-1262	SOLID		88	U	ug/kg

Sample	Collected	Parameter	Matrix	Result	RL	Qual	Units
SCB2-COMP4	11/23/2005	Aroclor-1268	SOLID		88	U	ug/kg
SCB2-COMP4	11/23/2005	2,4-D	SOLID		0.08	U	mg/l
SCB2-COMP4	11/23/2005	2,4,5-TP (Silvex)	SOLID		0.08	U	mg/l
SCB2-COMP4	11/23/2005	Vinyl Chloride	SOLID		0.005	U	mg/l
SCB2-COMP4	11/23/2005	1,1-Dichloroethene	SOLID		0.002	U	mg/l
SCB2-COMP4	11/23/2005	Chloroform	SOLID		0.005	U	mg/l
SCB2-COMP4	11/23/2005	1,2-Dichloroethane	SOLID		0.002	U	mg/l
SCB2-COMP4	11/23/2005	Methyl Ethyl Ketone	SOLID		0.005	U	mg/l
SCB2-COMP4	11/23/2005	Carbon Tetrachloride	SOLID		0.002	U	mg/l
SCB2-COMP4	11/23/2005	Trichloroethene	SOLID		0.001	U	mg/l
SCB2-COMP4	11/23/2005	Benzene	SOLID		0.001	U	mg/l
SCB2-COMP4	11/23/2005	Tetrachloroethene	SOLID		0.001	U	mg/l
SCB2-COMP4	11/23/2005	Chlorobenzene	SOLID		0.005	U	mg/l
SCB2-COMP4	11/23/2005	o-Cresol	SOLID		0.04	U	mg/l
SCB2-COMP4	11/23/2005	m&p-Cresol	SOLID		0.04	U	mg/l
SCB2-COMP4	11/23/2005	2,4,6-Trichlorophenol	SOLID		0.04	U	mg/l
SCB2-COMP4	11/23/2005	2,4,5-Trichlorophenol	SOLID		0.04	U	mg/l
SCB2-COMP4	11/23/2005	Pentachlorophenol	SOLID		0.16	U	mg/l
SCB2-COMP4	11/23/2005	1,4-Dichlorobenzene	SOLID		0.04	U	mg/l
SCB2-COMP4	11/23/2005	Hexachloroethane	SOLID		0.004	U	mg/l
SCB2-COMP4	11/23/2005	Nitrobenzene	SOLID		0.004	U	mg/l
SCB2-COMP4	11/23/2005	Hexachlorobutadiene	SOLID		0.008	U	mg/l
SCB2-COMP4	11/23/2005	2,4-Dinitrotoluene	SOLID		0.008	U	mg/l
SCB2-COMP4	11/23/2005	Hexachlorobenzene	SOLID		0.004	U	mg/l
SCB2-COMP4	11/23/2005	Pyridine	SOLID		0.04	U	mg/l
SCB2-COMP4	11/23/2005	Corrosivity	SOLID	11.76	0		std unit
SCB2-COMP4	11/23/2005	Reactive Cyanide	SOLID		25	U	mg/kg
SCB2-COMP4	11/23/2005	Reactive Sulfide	SOLID		20	U	mg/kg
SCB2-COMP5	11/23/2005	Ignitability	SOLID	>160	0		deg F
SCB2-COMP5	11/23/2005	Total Petroleum Hydrocarbons	SOLID	1450	25		mg/kg
SCB2-COMP5	11/23/2005	Chromium	SOLID	359	2		mg/kg
SCB2-COMP5	11/23/2005	Silver	SOLID		0.006	U	mg/l
SCB2-COMP5	11/23/2005	Arsenic	SOLID		0.023	U	mg/l
SCB2-COMP5	11/23/2005	Barium	SOLID	0.23	0.0065	B	mg/l
SCB2-COMP5	11/23/2005	Cadmium	SOLID		0.0025	U	mg/l
SCB2-COMP5	11/23/2005	Chromium	SOLID	0.07	0.014		mg/l
SCB2-COMP5	11/23/2005	Lead	SOLID		0.011	U	mg/l
SCB2-COMP5	11/23/2005	Selenium	SOLID		0.024	U	mg/l

Sample	Collected	Parameter	Matrix	Result	RL	Qual	Units
SCB2-COMP5	11/23/2005	Chromium VI	SOLID	11.2	2		mg/kg
SCB2-COMP5	11/23/2005	Mercury	SOLID		0.0001	U	mg/l
SCB2-COMP5	11/23/2005	gamma-BHC (Lindane)	SOLID		0.0005	U	mg/l
SCB2-COMP5	11/23/2005	Chlordane	SOLID		0.005	U	mg/l
SCB2-COMP5	11/23/2005	Endrin	SOLID		0.0005	U	mg/l
SCB2-COMP5	11/23/2005	Heptachlor	SOLID		0.0005	U	mg/l
SCB2-COMP5	11/23/2005	Heptachlor epoxide	SOLID		0.0005	U	mg/l
SCB2-COMP5	11/23/2005	Methoxychlor	SOLID		0.0005	U	mg/l
SCB2-COMP5	11/23/2005	Toxaphene	SOLID		0.005	U	mg/l
SCB2-COMP5	11/23/2005	Aroclor-1016	SOLID		90	U	ug/kg
SCB2-COMP5	11/23/2005	Aroclor-1221	SOLID		90	U	ug/kg
SCB2-COMP5	11/23/2005	Aroclor-1232	SOLID		90	U	ug/kg
SCB2-COMP5	11/23/2005	Aroclor-1242	SOLID		90	U	ug/kg
SCB2-COMP5	11/23/2005	Aroclor-1248	SOLID		90	U	ug/kg
SCB2-COMP5	11/23/2005	Aroclor-1254	SOLID		90	U	ug/kg
SCB2-COMP5	11/23/2005	Aroclor-1260	SOLID		90	U	ug/kg
SCB2-COMP5	11/23/2005	Aroclor-1262	SOLID		90	U	ug/kg
SCB2-COMP5	11/23/2005	Aroclor-1268	SOLID		90	U	ug/kg
SCB2-COMP5	11/23/2005	2,4-D	SOLID		0.08	U	mg/l
SCB2-COMP5	11/23/2005	2,4,5-TP (Silvex)	SOLID		0.08	U	mg/l
SCB2-COMP5	11/23/2005	Vinyl Chloride	SOLID		0.005	U	mg/l
SCB2-COMP5	11/23/2005	1,1-Dichloroethene	SOLID		0.002	U	mg/l
SCB2-COMP5	11/23/2005	Chloroform	SOLID		0.005	U	mg/l
SCB2-COMP5	11/23/2005	1,2-Dichloroethane	SOLID		0.002	U	mg/l
SCB2-COMP5	11/23/2005	Methyl Ethyl Ketone	SOLID		0.005	U	mg/l
SCB2-COMP5	11/23/2005	Carbon Tetrachloride	SOLID		0.002	U	mg/l
SCB2-COMP5	11/23/2005	Trichloroethene	SOLID		0.001	U	mg/l
SCB2-COMP5	11/23/2005	Benzene	SOLID		0.001	U	mg/l
SCB2-COMP5	11/23/2005	Tetrachloroethene	SOLID		0.001	U	mg/l
SCB2-COMP5	11/23/2005	Chlorobenzene	SOLID		0.005	U	mg/l
SCB2-COMP5	11/23/2005	o-Cresol	SOLID		0.04	U	mg/l
SCB2-COMP5	11/23/2005	m&p-Cresol	SOLID		0.04	U	mg/l
SCB2-COMP5	11/23/2005	2,4,6-Trichlorophenol	SOLID		0.04	U	mg/l
SCB2-COMP5	11/23/2005	2,4,5-Trichlorophenol	SOLID		0.04	U	mg/l
SCB2-COMP5	11/23/2005	Pentachlorophenol	SOLID		0.16	U	mg/l
SCB2-COMP5	11/23/2005	1,4-Dichlorobenzene	SOLID		0.04	U	mg/l
SCB2-COMP5	11/23/2005	Hexachloroethane	SOLID		0.004	U	mg/l
SCB2-COMP5	11/23/2005	Nitrobenzene	SOLID		0.004	U	mg/l
SCB2-COMP5	11/23/2005	Hexachlorobutadiene	SOLID		0.008	U	mg/l

Sample	Collected	Parameter	Matrix	Result	RL	Qual	Units
SCB2-COMP5	11/23/2005	2,4-Dinitrotoluene	SOLID		0.008	U	mg/l
SCB2-COMP5	11/23/2005	Hexachlorobenzene	SOLID		0.004	U	mg/l
SCB2-COMP5	11/23/2005	Pyridine	SOLID		0.04	U	mg/l
SCB2-COMP5	11/23/2005	Corrosivity	SOLID	11.82	0		std unit
SCB2-COMP5	11/23/2005	Reactive Cyanide	SOLID		25	U	mg/kg
SCB2-COMP5	11/23/2005	Reactive Sulfide	SOLID		20	U	mg/kg
SCB2-COMP6	11/23/2005	Ignitability	SOLID	>160	0		deg F
SCB2-COMP6	11/23/2005	Total Petroleum Hydrocarbons	SOLID	2630	25		mg/kg
SCB2-COMP6	11/23/2005	Chromium	SOLID	277	2		mg/kg
SCB2-COMP6	11/23/2005	Silver	SOLID		0.006	U	mg/l
SCB2-COMP6	11/23/2005	Arsenic	SOLID		0.023	U	mg/l
SCB2-COMP6	11/23/2005	Barium	SOLID	0.24	0.0065	B	mg/l
SCB2-COMP6	11/23/2005	Cadmium	SOLID		0.0025	U	mg/l
SCB2-COMP6	11/23/2005	Chromium	SOLID	0.05	0.014	B	mg/l
SCB2-COMP6	11/23/2005	Lead	SOLID		0.011	U	mg/l
SCB2-COMP6	11/23/2005	Selenium	SOLID		0.024	U	mg/l
SCB2-COMP6	11/23/2005	Chromium VI	SOLID	7.6	2		mg/kg
SCB2-COMP6	11/23/2005	Mercury	SOLID		0.0001	U	mg/l
SCB2-COMP6	11/23/2005	gamma-BHC (Lindane)	SOLID		0.0005	U	mg/l
SCB2-COMP6	11/23/2005	Chlordane	SOLID		0.005	U	mg/l
SCB2-COMP6	11/23/2005	Endrin	SOLID		0.0005	U	mg/l
SCB2-COMP6	11/23/2005	Heptachlor	SOLID		0.0005	U	mg/l
SCB2-COMP6	11/23/2005	Heptachlor epoxide	SOLID		0.0005	U	mg/l
SCB2-COMP6	11/23/2005	Methoxychlor	SOLID		0.0005	U	mg/l
SCB2-COMP6	11/23/2005	Toxaphene	SOLID		0.005	U	mg/l
SCB2-COMP6	11/23/2005	Aroclor-1016	SOLID		91	U	ug/kg
SCB2-COMP6	11/23/2005	Aroclor-1221	SOLID		91	U	ug/kg
SCB2-COMP6	11/23/2005	Aroclor-1232	SOLID		91	U	ug/kg
SCB2-COMP6	11/23/2005	Aroclor-1242	SOLID		91	U	ug/kg
SCB2-COMP6	11/23/2005	Aroclor-1248	SOLID		91	U	ug/kg
SCB2-COMP6	11/23/2005	Aroclor-1254	SOLID		91	U	ug/kg
SCB2-COMP6	11/23/2005	Aroclor-1260	SOLID		91	U	ug/kg
SCB2-COMP6	11/23/2005	Aroclor-1262	SOLID		91	U	ug/kg
SCB2-COMP6	11/23/2005	Aroclor-1268	SOLID		91	U	ug/kg
SCB2-COMP6	11/23/2005	2,4-D	SOLID		0.08	U	mg/l
SCB2-COMP6	11/23/2005	2,4,5-TP (Silvex)	SOLID		0.08	U	mg/l
SCB2-COMP6	11/23/2005	Vinyl Chloride	SOLID		0.005	U	mg/l
SCB2-COMP6	11/23/2005	1,1-Dichloroethene	SOLID		0.002	U	mg/l

Sample	Collected	Parameter	Matrix	Result	RL	Qual	Units
SCB2-COMP6	11/23/2005	Chloroform	SOLID		0.005	U	mg/l
SCB2-COMP6	11/23/2005	1,2-Dichloroethane	SOLID		0.002	U	mg/l
SCB2-COMP6	11/23/2005	Methyl Ethyl Ketone	SOLID		0.005	U	mg/l
SCB2-COMP6	11/23/2005	Carbon Tetrachloride	SOLID		0.002	U	mg/l
SCB2-COMP6	11/23/2005	Trichloroethene	SOLID		0.001	U	mg/l
SCB2-COMP6	11/23/2005	Benzene	SOLID		0.001	U	mg/l
SCB2-COMP6	11/23/2005	Tetrachloroethene	SOLID		0.001	U	mg/l
SCB2-COMP6	11/23/2005	Chlorobenzene	SOLID		0.005	U	mg/l
SCB2-COMP6	11/23/2005	o-Cresol	SOLID		0.04	U	mg/l
SCB2-COMP6	11/23/2005	m&p-Cresol	SOLID		0.04	U	mg/l
SCB2-COMP6	11/23/2005	2,4,6-Trichlorophenol	SOLID		0.04	U	mg/l
SCB2-COMP6	11/23/2005	2,4,5-Trichlorophenol	SOLID		0.04	U	mg/l
SCB2-COMP6	11/23/2005	Pentachlorophenol	SOLID		0.16	U	mg/l
SCB2-COMP6	11/23/2005	1,4-Dichlorobenzene	SOLID		0.04	U	mg/l
SCB2-COMP6	11/23/2005	Hexachloroethane	SOLID		0.004	U	mg/l
SCB2-COMP6	11/23/2005	Nitrobenzene	SOLID		0.004	U	mg/l
SCB2-COMP6	11/23/2005	Hexachlorobutadiene	SOLID		0.008	U	mg/l
SCB2-COMP6	11/23/2005	2,4-Dinitrotoluene	SOLID		0.008	U	mg/l
SCB2-COMP6	11/23/2005	Hexachlorobenzene	SOLID		0.004	U	mg/l
SCB2-COMP6	11/23/2005	Pyridine	SOLID		0.04	U	mg/l
SCB2-COMP6	11/23/2005	Corrosivity	SOLID	11.78	0		std unit
SCB2-COMP6	11/23/2005	Reactive Cyanide	SOLID		25	U	mg/kg
SCB2-COMP6	11/23/2005	Reactive Sulfide	SOLID		20	U	mg/kg
SCB2-COMP7	11/23/2005	Ignitability	SOLID	>160	0		deg F
SCB2-COMP7	11/23/2005	Total Petroleum Hydrocarbons	SOLID	902	25		mg/kg
SCB2-COMP7	11/23/2005	Chromium	SOLID	327	2		mg/kg
SCB2-COMP7	11/23/2005	Silver	SOLID		0.006	U	mg/l
SCB2-COMP7	11/23/2005	Arsenic	SOLID		0.023	U	mg/l
SCB2-COMP7	11/23/2005	Barium	SOLID	0.16	0.0065	B	mg/l
SCB2-COMP7	11/23/2005	Cadmium	SOLID		0.0025	U	mg/l
SCB2-COMP7	11/23/2005	Chromium	SOLID	0.04	0.014	B	mg/l
SCB2-COMP7	11/23/2005	Lead	SOLID		0.011	U	mg/l
SCB2-COMP7	11/23/2005	Selenium	SOLID		0.024	U	mg/l
SCB2-COMP7	11/23/2005	Chromium VI	SOLID	4.9	2		mg/kg
SCB2-COMP7	11/23/2005	Mercury	SOLID		0.0001	U	mg/l
SCB2-COMP7	11/23/2005	gamma-BHC (Lindane)	SOLID		0.0005	U	mg/l
SCB2-COMP7	11/23/2005	Chlordane	SOLID		0.005	U	mg/l
SCB2-COMP7	11/23/2005	Endrin	SOLID		0.0005	U	mg/l

Sample	Collected	Parameter	Matrix	Result	RL	Qual	Units
SCB2-COMP7	11/23/2005	Heptachlor	SOLID		0.0005	U	mg/l
SCB2-COMP7	11/23/2005	Heptachlor epoxide	SOLID		0.0005	U	mg/l
SCB2-COMP7	11/23/2005	Methoxychlor	SOLID		0.0005	U	mg/l
SCB2-COMP7	11/23/2005	Toxaphene	SOLID		0.005	U	mg/l
SCB2-COMP7	11/23/2005	Aroclor-1016	SOLID		91	U	ug/kg
SCB2-COMP7	11/23/2005	Aroclor-1221	SOLID		91	U	ug/kg
SCB2-COMP7	11/23/2005	Aroclor-1232	SOLID		91	U	ug/kg
SCB2-COMP7	11/23/2005	Aroclor-1242	SOLID		91	U	ug/kg
SCB2-COMP7	11/23/2005	Aroclor-1248	SOLID		91	U	ug/kg
SCB2-COMP7	11/23/2005	Aroclor-1254	SOLID		91	U	ug/kg
SCB2-COMP7	11/23/2005	Aroclor-1260	SOLID		91	U	ug/kg
SCB2-COMP7	11/23/2005	Aroclor-1262	SOLID		91	U	ug/kg
SCB2-COMP7	11/23/2005	Aroclor-1268	SOLID		91	U	ug/kg
SCB2-COMP7	11/23/2005	2,4-D	SOLID		0.08	U	mg/l
SCB2-COMP7	11/23/2005	2,4,5-TP (Silvex)	SOLID		0.08	U	mg/l
SCB2-COMP7	11/23/2005	Vinyl Chloride	SOLID		0.005	U	mg/l
SCB2-COMP7	11/23/2005	1,1-Dichloroethene	SOLID		0.002	U	mg/l
SCB2-COMP7	11/23/2005	Chloroform	SOLID		0.005	U	mg/l
SCB2-COMP7	11/23/2005	1,2-Dichloroethane	SOLID		0.002	U	mg/l
SCB2-COMP7	11/23/2005	Methyl Ethyl Ketone	SOLID		0.005	U	mg/l
SCB2-COMP7	11/23/2005	Carbon Tetrachloride	SOLID		0.002	U	mg/l
SCB2-COMP7	11/23/2005	Trichloroethene	SOLID		0.001	U	mg/l
SCB2-COMP7	11/23/2005	Benzene	SOLID		0.001	U	mg/l
SCB2-COMP7	11/23/2005	Tetrachloroethene	SOLID		0.001	U	mg/l
SCB2-COMP7	11/23/2005	Chlorobenzene	SOLID		0.005	U	mg/l
SCB2-COMP7	11/23/2005	o-Cresol	SOLID		0.04	U	mg/l
SCB2-COMP7	11/23/2005	m&p-Cresol	SOLID		0.04	U	mg/l
SCB2-COMP7	11/23/2005	2,4,6-Trichlorophenol	SOLID		0.04	U	mg/l
SCB2-COMP7	11/23/2005	2,4,5-Trichlorophenol	SOLID		0.04	U	mg/l
SCB2-COMP7	11/23/2005	Pentachlorophenol	SOLID		0.16	U	mg/l
SCB2-COMP7	11/23/2005	1,4-Dichlorobenzene	SOLID		0.04	U	mg/l
SCB2-COMP7	11/23/2005	Hexachloroethane	SOLID		0.004	U	mg/l
SCB2-COMP7	11/23/2005	Nitrobenzene	SOLID		0.004	U	mg/l
SCB2-COMP7	11/23/2005	Hexachlorobutadiene	SOLID		0.008	U	mg/l
SCB2-COMP7	11/23/2005	2,4-Dinitrotoluene	SOLID		0.008	U	mg/l
SCB2-COMP7	11/23/2005	Hexachlorobenzene	SOLID		0.004	U	mg/l
SCB2-COMP7	11/23/2005	Pyridine	SOLID		0.04	U	mg/l
SCB2-COMP7	11/23/2005	Corrosivity	SOLID	11.91	0		std unit
SCB2-COMP7	11/23/2005	Reactive Cyanide	SOLID		25	U	mg/kg

Sample	Collected	Parameter	Matrix	Result	RL	Qual	Units
SCB2-COMP7	11/23/2005	Reactive Sulfide	SOLID		20	U	mg/kg
SCB2-COMP8	11/23/2005	Ignitability	SOLID	>160	0		deg F
SCB2-COMP8	11/23/2005	Total Petroleum Hydrocarbons	SOLID	731	25		mg/kg
SCB2-COMP8	11/23/2005	Chromium	SOLID	291	2.2		mg/kg
SCB2-COMP8	11/23/2005	Silver	SOLID		0.006	U	mg/l
SCB2-COMP8	11/23/2005	Arsenic	SOLID		0.023	U	mg/l
SCB2-COMP8	11/23/2005	Barium	SOLID	0.59	0.0065	B	mg/l
SCB2-COMP8	11/23/2005	Cadmium	SOLID		0.0025	U	mg/l
SCB2-COMP8	11/23/2005	Chromium	SOLID	0.07	0.014		mg/l
SCB2-COMP8	11/23/2005	Lead	SOLID		0.011	U	mg/l
SCB2-COMP8	11/23/2005	Selenium	SOLID		0.024	U	mg/l
SCB2-COMP8	11/23/2005	Chromium VI	SOLID	3.5	2		mg/kg
SCB2-COMP8	11/23/2005	Mercury	SOLID		0.0001	U	mg/l
SCB2-COMP8	11/23/2005	gamma-BHC (Lindane)	SOLID		0.0005	U	mg/l
SCB2-COMP8	11/23/2005	Chlordane	SOLID		0.005	U	mg/l
SCB2-COMP8	11/23/2005	Endrin	SOLID		0.0005	U	mg/l
SCB2-COMP8	11/23/2005	Heptachlor	SOLID		0.0005	U	mg/l
SCB2-COMP8	11/23/2005	Heptachlor epoxide	SOLID		0.0005	U	mg/l
SCB2-COMP8	11/23/2005	Methoxychlor	SOLID		0.0005	U	mg/l
SCB2-COMP8	11/23/2005	Toxaphene	SOLID		0.005	U	mg/l
SCB2-COMP8	11/23/2005	Aroclor-1016	SOLID		98	U	ug/kg
SCB2-COMP8	11/23/2005	Aroclor-1221	SOLID		98	U	ug/kg
SCB2-COMP8	11/23/2005	Aroclor-1232	SOLID		98	U	ug/kg
SCB2-COMP8	11/23/2005	Aroclor-1242	SOLID		98	U	ug/kg
SCB2-COMP8	11/23/2005	Aroclor-1248	SOLID		98	U	ug/kg
SCB2-COMP8	11/23/2005	Aroclor-1254	SOLID		98	U	ug/kg
SCB2-COMP8	11/23/2005	Aroclor-1260	SOLID		98	U	ug/kg
SCB2-COMP8	11/23/2005	Aroclor-1262	SOLID		98	U	ug/kg
SCB2-COMP8	11/23/2005	Aroclor-1268	SOLID		98	U	ug/kg
SCB2-COMP8	11/23/2005	2,4-D	SOLID		0.08	U	mg/l
SCB2-COMP8	11/23/2005	2,4,5-TP (Silvex)	SOLID		0.08	U	mg/l
SCB2-COMP8	11/23/2005	Vinyl Chloride	SOLID		0.005	U	mg/l
SCB2-COMP8	11/23/2005	1,1-Dichloroethene	SOLID		0.002	U	mg/l
SCB2-COMP8	11/23/2005	Chloroform	SOLID		0.005	U	mg/l
SCB2-COMP8	11/23/2005	1,2-Dichloroethane	SOLID		0.002	U	mg/l
SCB2-COMP8	11/23/2005	Methyl Ethyl Ketone	SOLID		0.005	U	mg/l
SCB2-COMP8	11/23/2005	Carbon Tetrachloride	SOLID		0.002	U	mg/l
SCB2-COMP8	11/23/2005	Trichloroethene	SOLID		0.001	U	mg/l

Sample	Collected	Parameter	Matrix	Result	RL	Qual	Units
SCB2-COMP8	11/23/2005	Benzene	SOLID		0.001	U	mg/l
SCB2-COMP8	11/23/2005	Tetrachloroethene	SOLID		0.001	U	mg/l
SCB2-COMP8	11/23/2005	Chlorobenzene	SOLID		0.005	U	mg/l
SCB2-COMP8	11/23/2005	o-Cresol	SOLID		0.04	U	mg/l
SCB2-COMP8	11/23/2005	m&p-Cresol	SOLID		0.04	U	mg/l
SCB2-COMP8	11/23/2005	2,4,6-Trichlorophenol	SOLID		0.04	U	mg/l
SCB2-COMP8	11/23/2005	2,4,5-Trichlorophenol	SOLID		0.04	U	mg/l
SCB2-COMP8	11/23/2005	Pentachlorophenol	SOLID		0.16	U	mg/l
SCB2-COMP8	11/23/2005	1,4-Dichlorobenzene	SOLID		0.04	U	mg/l
SCB2-COMP8	11/23/2005	Hexachloroethane	SOLID		0.004	U	mg/l
SCB2-COMP8	11/23/2005	Nitrobenzene	SOLID		0.004	U	mg/l
SCB2-COMP8	11/23/2005	Hexachlorobutadiene	SOLID		0.008	U	mg/l
SCB2-COMP8	11/23/2005	2,4-Dinitrotoluene	SOLID		0.008	U	mg/l
SCB2-COMP8	11/23/2005	Hexachlorobenzene	SOLID		0.004	U	mg/l
SCB2-COMP8	11/23/2005	Pyridine	SOLID		0.04	U	mg/l
SCB2-COMP8	11/23/2005	Corrosivity	SOLID	11.81	0		std unit
SCB2-COMP8	11/23/2005	Reactive Cyanide	SOLID		25	U	mg/kg
SCB2-COMP8	11/23/2005	Reactive Sulfide	SOLID		20	U	mg/kg
SCB2-COMP9	11/23/2005	Ignitability	SOLID	>160	0		deg F
SCB2-COMP9	11/23/2005	Total Petroleum Hydrocarbons	SOLID	875	25		mg/kg
SCB2-COMP9	11/23/2005	Chromium	SOLID	217	2.3		mg/kg
SCB2-COMP9	11/23/2005	Silver	SOLID		0.006	U	mg/l
SCB2-COMP9	11/23/2005	Arsenic	SOLID		0.023	U	mg/l
SCB2-COMP9	11/23/2005	Barium	SOLID	0.22	0.0065	B	mg/l
SCB2-COMP9	11/23/2005	Cadmium	SOLID		0.0025	U	mg/l
SCB2-COMP9	11/23/2005	Chromium	SOLID	0.05	0.014		mg/l
SCB2-COMP9	11/23/2005	Lead	SOLID		0.011	U	mg/l
SCB2-COMP9	11/23/2005	Selenium	SOLID		0.024	U	mg/l
SCB2-COMP9	11/23/2005	Chromium VI	SOLID	3.2	2		mg/kg
SCB2-COMP9	11/23/2005	Mercury	SOLID		0.0001	U	mg/l
SCB2-COMP9	11/23/2005	gamma-BHC (Lindane)	SOLID		0.0005	U	mg/l
SCB2-COMP9	11/23/2005	Chlordane	SOLID		0.005	U	mg/l
SCB2-COMP9	11/23/2005	Endrin	SOLID		0.0005	U	mg/l
SCB2-COMP9	11/23/2005	Heptachlor	SOLID		0.0005	U	mg/l
SCB2-COMP9	11/23/2005	Heptachlor epoxide	SOLID		0.0005	U	mg/l
SCB2-COMP9	11/23/2005	Methoxychlor	SOLID		0.0005	U	mg/l
SCB2-COMP9	11/23/2005	Toxaphene	SOLID		0.005	U	mg/l
SCB2-COMP9	11/23/2005	Aroclor-1016	SOLID		100	U	ug/kg

Sample	Collected	Parameter	Matrix	Result	RL	Qual	Units
SCB2-COMP9	11/23/2005	Aroclor-1221	SOLID		100	U	ug/kg
SCB2-COMP9	11/23/2005	Aroclor-1232	SOLID		100	U	ug/kg
SCB2-COMP9	11/23/2005	Aroclor-1242	SOLID		100	U	ug/kg
SCB2-COMP9	11/23/2005	Aroclor-1248	SOLID		100	U	ug/kg
SCB2-COMP9	11/23/2005	Aroclor-1254	SOLID		100	U	ug/kg
SCB2-COMP9	11/23/2005	Aroclor-1260	SOLID		100	U	ug/kg
SCB2-COMP9	11/23/2005	Aroclor-1262	SOLID		100	U	ug/kg
SCB2-COMP9	11/23/2005	Aroclor-1268	SOLID		100	U	ug/kg
SCB2-COMP9	11/23/2005	2,4-D	SOLID		0.08	U	mg/l
SCB2-COMP9	11/23/2005	2,4,5-TP (Silvex)	SOLID		0.08	U	mg/l
SCB2-COMP9	11/23/2005	Vinyl Chloride	SOLID		0.005	U	mg/l
SCB2-COMP9	11/23/2005	1,1-Dichloroethene	SOLID		0.002	U	mg/l
SCB2-COMP9	11/23/2005	Chloroform	SOLID		0.005	U	mg/l
SCB2-COMP9	11/23/2005	1,2-Dichloroethane	SOLID		0.002	U	mg/l
SCB2-COMP9	11/23/2005	Methyl Ethyl Ketone	SOLID		0.005	U	mg/l
SCB2-COMP9	11/23/2005	Carbon Tetrachloride	SOLID		0.002	U	mg/l
SCB2-COMP9	11/23/2005	Trichloroethene	SOLID		0.001	U	mg/l
SCB2-COMP9	11/23/2005	Benzene	SOLID		0.001	U	mg/l
SCB2-COMP9	11/23/2005	Tetrachloroethene	SOLID		0.001	U	mg/l
SCB2-COMP9	11/23/2005	Chlorobenzene	SOLID		0.005	U	mg/l
SCB2-COMP9	11/23/2005	o-Cresol	SOLID		0.04	U	mg/l
SCB2-COMP9	11/23/2005	m&p-Cresol	SOLID		0.04	U	mg/l
SCB2-COMP9	11/23/2005	2,4,6-Trichlorophenol	SOLID		0.04	U	mg/l
SCB2-COMP9	11/23/2005	2,4,5-Trichlorophenol	SOLID		0.04	U	mg/l
SCB2-COMP9	11/23/2005	Pentachlorophenol	SOLID		0.16	U	mg/l
SCB2-COMP9	11/23/2005	1,4-Dichlorobenzene	SOLID		0.04	U	mg/l
SCB2-COMP9	11/23/2005	Hexachloroethane	SOLID		0.004	U	mg/l
SCB2-COMP9	11/23/2005	Nitrobenzene	SOLID		0.004	U	mg/l
SCB2-COMP9	11/23/2005	Hexachlorobutadiene	SOLID		0.008	U	mg/l
SCB2-COMP9	11/23/2005	2,4-Dinitrotoluene	SOLID		0.008	U	mg/l
SCB2-COMP9	11/23/2005	Hexachlorobenzene	SOLID		0.004	U	mg/l
SCB2-COMP9	11/23/2005	Pyridine	SOLID		0.04	U	mg/l
SCB2-COMP9	11/23/2005	Corrosivity	SOLID	11.96	0		std unit

Table
Notes:
U - The compound was not detected at the indicated Method of Detection Limit identification criteria. The results is less than the specified quantitation limit but greater than or equal to the method of detection limit. The concentration given is an approximate value.
B - Reported value is less than the practical Quantitation Limit but greater than or equal to the Instrument Detection Limit.

WASTE MANAGEMENT

GENERATOR'S WASTE PROFILE SHEET

PLEASE PRINT IN INK OR TYPE

Service Agreeement on File? ☐ Yes ☐ No Profile Number: WMI

Renewal Date: _____

A. Waste Generator Information

1. Generator Name: HONEYWELL INTERNATIONAL
2. SIC Code: N/A
3. Facility Street Address: 441- ROUTE 440
4. Phone: 973-455-2175
5. Facility City: JERSEY CITY
6. State/Province: NEW JERSEY
7. Zip/Postal Code: 07305
8. Generator USEPA/Federal ID #: NJD986553437
9. County: HUDSON
10. State/Province ID #: NEW JERSEY
11. Customer Name: HONEYWELL INTERNATIONAL
12. Customer Phone: 973-455-2175
13. Customer Contact: WILLIAM HAGUE
14. Customer Fax: 973-455-2315

B. Waste Stream Information

1. Name of Waste: ID-27 NONHAZARDOUS SOIL
2. State Waste Code: N/A
3. Process Generating Waste: DISPLACED CLEAN IMPORTED FILL MATERIAL WITH CEMENT BENTONITE FROM THE CONSTRUCTION OF A BARRIER WALL.
4. Estimated Annual Volume: 2300 ☐ Tons ☒ Yards ☐ Other (specify) _____
5. Personal Protective Equipment Requirements GLOVES
6. Transporter/Transfer Station HORWITH TRUCKING
7. Is this a US Department of Transportation (USDOT) Hazardous Material? (If no, skip 8, 9 & 10) ☐ Yes ☒ No
8. Reportable Quantity (lbs.;kgs.): _____ 9. Hazardous Class/ID #: _____
10. USDOT Shipping Name: _____

☐ Check if additional information is attached. Indicate the number of attached pages: ____

C. Generator's Certification (Please check appropriate responses, sign, and date below.)

1. Is the waste represented by this waste profile sheet a "Hazardous Waste," as defined by USEPA, Canadian, Mexican and/or state/province regulation, in the location where generated or ultimately managed?		☐ Yes	☒ No
2. Does the waste represented by this waste profile sheet contain regulated radioactive material or regulated concentrations of Polychlorinated Biphenyls (PCBs)?		☐ Yes	☒ No
3. Does this waste profile sheet and all attachments contain true and accurate descriptions of the waste material?		☒ Yes	☐ No
4. Has all relevant information within the possession of the Generator regarding known or suspected hazards pertaining to the waste been disclosed to the Contractor?		☒ Yes	☐ No
5. Is the analytical data attached hereto derived from testing a representative sample in accordance with 40 CFR 261.20 (c) or equivalent rules?	☐ N/A	☒ Yes	☐ No
6. Will all changes that occur in the character of the waste be identified by the Generator and disclosed to the Contractor prior to providing the waste to the Contractor?		☒ Yes	☐ No

Certification Signature & Date William Hague 3/20/06 Title: CONSTRUCTION DIRECTOR

Name (Type or Print): WILLIAM J. HAGUE Customer Name: HONEYWELL INTERNATIONAL

D. WMI Management's Decision

1. Management Method: ☐ Landfill ☐ Solidify ☐ Bioremediation ☐ Other (specify) _____
2. Proposed Ultimate Management Facility: _____ 3. Hours of Acceptence: _____ ☐ N/A
4. Supplemental Information: _____
5. Precautions, Special Handling Procedures, or Limitations on Approval: _____

Special Waste Decision: ☐ Approved ☐ Disapproved

Salesperson's Signature: _____ Date: _____

Division Approval Signature (Optional): _____ Date: _____

Special Waste Approvals Person Signature _____ Date: _____

SCB 4

60 Kellogg Street,
Jersey City NJ07305
Phone: 201-413-5160
Fax: 201-413-5161

Construction Management Team
Study Area 7

MARCH 21, 2006

NJMC
1 DE KORTE PARK PLAZA
LYNDHURST, NJ 07071
ATTENTION: MR. CHRIS DOUR

SUBJECT: 2,300 CY OF NON HAZARDOUS SOIL LOCATED AT HONEYWELL (SA-7) FACILITY, 441 ROUTE 440, JERSEY CITY, NJ.

DEAR MR. DOUR,

Enclosed are the following items that are required as part of the NJMC approval process for direct landfill to 1-E landfill. This submittal is for another stockpile that is designated as SCB4 and located at the above reference site. Please note that this material being proposed is the same as the two previous submitted profiles for 1-E landfill.

- Waste Management Profile
- Copy of the certified analytical report prepared by STL.
- Sampling Plan
- Sampling Diagram
- Generators Indemnification and ID-27 Certification letter

If you should have any question or comments, please do not hesitate to contact me at 609-915-7388 or 609-298-0770

SINCERELY

DINO CICCONE
SA-7 WASTE MANAGER

CC:

WILLIAM HAGUE (HONEYWELL)
HELEN FAHEY (HONEYWELL)
JOE BESCA (DEMAXIMIS)
SA-7 SITE FILE NO: 31.3

Honeywell
P.O. Box 1057
Morristown, NJ 07962-1057

ID 27 CERTIFICATION LETTER

DATE OF DISPOSAL:_____

CHRISTOPHER L. DOUR, P.E., P.P.
NJ MEADOWLANDS COMMISSION
ERIE LANDFILL
ONE DEKORTE PARK PLAZA
LYNDHURST, NEW JERSEY 07071

RE: NJMC 1-E LANDFILL
ID 27 WASTE DISPOSAL

DEAR MR. DOUR:

This letter is to certify that (_____) Vehicle ID (_____)
Insert Hauler's Name NJDEP Decal #
scheduled for delivery today from **Honeywell International, 441 Route 440 Jersey City New Jersey 07305** includes the following materials **ID-27 Non Hazardous Soil**.

We certify that this load contains no RCRA defined hazardous wastes or toxic materials based on representative analytical information and/or MSDS sheets submitted to the Commission. All bags, steel, poly and/or glass containers meet or exceed the RCRA definition for "empty" under RCRA 40 CFR Part 261.7, and all containers are crushed.

MSDS sheets and/or analytical information are on file with the NJ Meadowlands Commission and Waste Management for this material, which certifies that the material is non-hazardous. **Only the materials listed above are contained in this load.**

If you have any further questions regarding these materials or this information, please contact

William J. Hague @ **973-455-2175**
Company Representative telephone number

I understand that should the material contained in the load differ from what is stated above, the load will be rejected, and any costs incurred for reloading the waste will be paid for by

HONEYWELL INTERNATIONAL

SINCERELY,

NAME: _____
WILLIAM J. HAGUE
TITLE: **DIRECTOR OF CONSTRUCTION**

Honeywell
P.O. Box 1057
Morristown, NJ 07962-1057

INDEMNIFICATION

Date: **March 21, 2006**

Honeywell International warrants that each load delivered to the NJMC 1-E Landfill include only **ID-27 Non Hazardous Soil**. Information on all these wastes has been provided to the NJMC and these wastes are non-hazardous as defined by the New Jersey Department of Environmental Protection under NJAC 7:26-2.13(g)(1)vii. These wastes are generated at **Honeywell International, 441 Route 440 Jersey City New Jersey 07305.**

Honeywell International further agrees to indemnify the New Jersey Meadowlands Commission and the 1-E Landfill operator against any and all claims, losses, or damages caused in whole or in part by breach of this warranty. **Honeywell International** understands that should the Commission or the landfill operator's personnel deem any or all of this material unacceptable at any time it will be rejected.

CERTIFICATION SIGNATURE: _____ TITLE: **Construction Director**

NAME (PRINT): **William Hague** COMPANY NAME: **Honeywell International**

WASTE CLASSIFICATION PROTOCOL

STAGED SCB SPOILS
SCB #4
LOCATED AT THE
SA-7 FACILITY
440-441 ROUTE 440
JERSEY CITY, NEW JERSEY

PREPARED BY:

SA-7 Construction Management Team
60 KELLOGG STREET
JERSEY CITY, NJ 07307
DINO CICCONE

DATE: February 23, 2006
File No: Sampling and Analysis 31.3

1.0 PURPOSE

The purpose of this document is to establish a protocol to characterize the estimated 2,250 cubic yards of stockpiled SCB spoils designated as SCB #4 located at the SA-7 facility in Jersey City, New Jersey. SCB #4 stockpile is staged on the West work platform along the Hackensack Rvier. This sampling protocol is to determine if the SCB spoils is acceptable for NJMC soil reuse as landfill cover or direct landfill. The soil must be analyzed for New Jersey Department of Environmental Protection (DEP) ID27 parameters. This includes Toxicity Characteristic Leaching Procedure (TCLP) tests for metals and full organics, RCRA characteristics (ignitability, corrosivity, and reactivity), PCB's, and Total Petroleum Hydrocarbon's (TPH), as well as Herbicides/Pesticides. Additionally total chromium and hexavalent chromium will be performed on the samples.

The results will be compared to RCRA hazardous limit outlined in N.J.A.C 7:26-8.12 Table 1.This sampling protocol will be used by Honeywell to classify the SCB spoils as hazardous or non-hazardous.

2.0 SAMPLE COLLECTION

The key to characterizing the SCB spoils is to determine the appropriate number of representative samples to be collected. The stockpile should be field measure and a volume should be calculated. The New Jersey Department of Environmental Protection (NJDEP) has established a protocol for obtaining representative samples in support of obtaining a letter of classification. Appendix 1 of the NJDEP August 2001 "Waste Classification Request Form and Instructions" manual was used as a reference to develop this protocol. It should be noted that the NJDEP manual is based on Chapter 7 of EPA's guidance document 230/02-89-042, "Methods for Evaluating the Attainment of Cleanup Standards, Volume 1: Soils and Solid Media". Therefore, the NJDEP manual provides an appropriate reference in the development of this sampling protocol. The following definitions have been established for this document:

"Grid": *a unit of waste designated for sampling, the boundary of which extends to three dimensions.*

"Grid Composite": *a sample obtained by compositing the required number of*

samples from a grid on an equal weight basis.

"Area Composite": *a sample obtained by compositing two or more "grid composites", on an equal weight basis at the laboratory, resulting in a sample representing multiple grids.*

1. Divide the stockpiled debris into 45 equal grids (approximately 50 cubic yards per grid);
2. Collect a "grid composite" of 3 discrete samples at random within each of the 45 grids[1].
3. Submit all 45 samples to Seven Trent Laboratory (See **Section 4.0**).

The NJDEP allows the compositing of up to five adjacent homogeneous "grid composite" samples by the laboratory to create an "area composite". The compositing of the "grid composite" into the "area composite" will only be completed after the initial request of TCLP chrome is completed on all 45 "grid composites". Due to the additional level of uncertainty and to have the ability to segregate grids (if necessary) within an effective period of time, "area composites" are not recommended for the purposes of this document.

3.0 SAMPLE ANALYSIS, PRESERVATION AND HANDLING

Sample collection, preservation and handling must be performed in accordance with the latest edition of "New Jersey Department of Environmental Protection, Field Procedure Manual (August 2005).

All 45 "grid composite" samples will be analyzed for TCLP Chrome analysis. Once the results are received and reviewed then "area composites" will be created at the laboratory for the following additional parameters.

- TCLP metals and Full Organics
- RCRA Characteristics (Ignitability, Corrosivity and Reactivity)
- PCB's, Herbicides and Pesticides
- Total Petroleum Hydrocarbon's

1 All discrete samples within a grid composite will be homogenized prior to being sent out to the laboratory.

4.0 SHIPPING AND HANDLING

The 45 samples will be shipped from the SA-7 facility in Jersey City, New Jersey to the STL in Edison, New Jersey via STL carrier. All samples are to maintain a 4 degree Celsius temperature during collection and transportation.

5.0 DECONTAMINATION PROCEDURES

All sampling equipment will be decontaminated after each sample collection. The sampling equipment will be decontaminated using the following procedures:

- Scrub in non-phosphate soap solution
- Deionized (DI) water rinse
- 10% Nitric Acid rinse (for inorganics)
- City water rinse
- DI rinse

HACKENSACK RIVER

N

WEST WORK PLATFORM

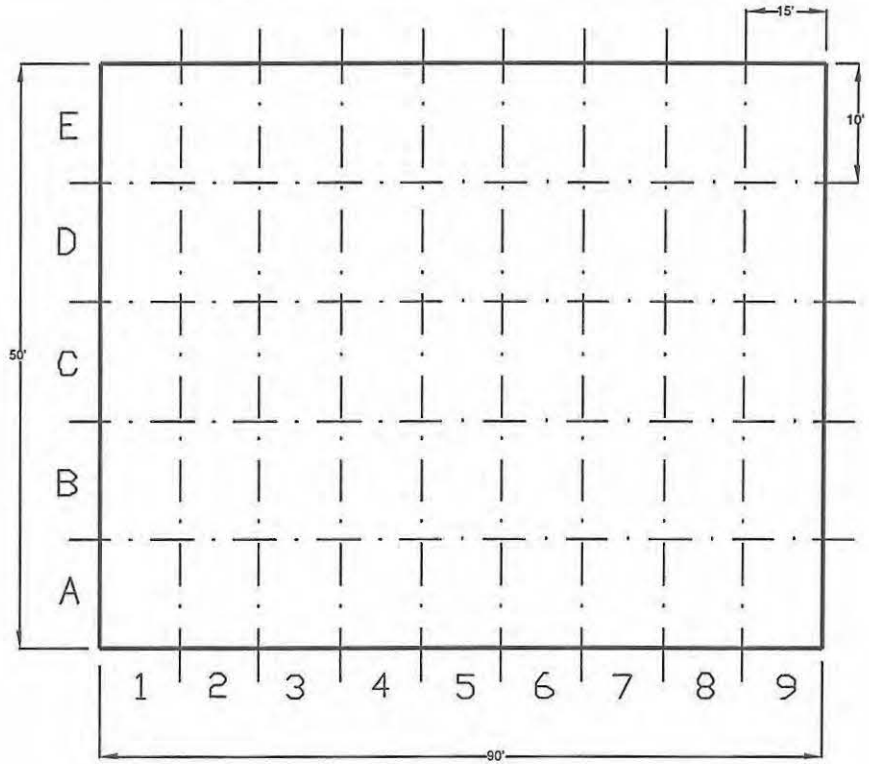

SCB4 STOCKPILE
TOTAL VOLUME: 2,250 C Y
GRID VOLUME: ~50 CY
GRID DIM: 10'x15'
GRID SAMPLES: 3 DISCRETE SAMPLES AT RANDOM

TITLE:	SCB4 STOCKPILE SAMPLING LOCATION MAP
LOCATION:	SA-7
HONEYWELL 60 KELLOGG STREET JERSEY CITY N.J. 07305	CHECKED: DJC DRAFTER: DJC FILE: SCB4_022306 DATE: 2/23/06
FIGURE:	1

TCLP Chromium Result List

Sample ID	Method Id	Date Collected	Result	RL	Qual	Units
115-WC-SCB4-1A	6010B	2/23/2006	0.06	0.014		mg/l
115-WC-SCB4-1B	6010B	2/23/2006	0.11	0.014		mg/l
115-WC-SCB4-1C	6010B	2/23/2006	0.09	0.014		mg/l
115-WC-SCB4-1D	6010B	2/23/2006	0.06	0.014		mg/l
115-WC-SCB4-1E	6010B	2/23/2006	0.09	0.014		mg/l
115-WC-SCB4-2A	6010B	2/23/2006	0.07	0.014		mg/l
115-WC-SCB4-2B	6010B	2/23/2006	0.02	0.014	B	mg/l
115-WC-SCB4-2C	6010B	2/23/2006	0.09	0.014		mg/l
115-WC-SCB4-2D	6010B	2/23/2006	0.03	0.014	B	mg/l
115-WC-SCB4-2E	6010B	2/23/2006	0.1	0.014		mg/l
115-WC-SCB4-3A	6010B	2/23/2006	0.02	0.014	B	mg/l
115-WC-SCB4-3B	6010B	2/23/2006	0.1	0.014		mg/l
115-WC-SCB4-3C	6010B	2/23/2006	0.09	0.014		mg/l
115-WC-SCB4-3D	6010B	2/23/2006	0.03	0.014	B	mg/l
115-WC-SCB4-3E	6010B	2/23/2006	0.08	0.014		mg/l
115-WC-SCB4-4A	6010B	2/23/2006	0.07	0.014		mg/l
115-WC-SCB4-4B	6010B	2/23/2006	0.15	0.014		mg/l
115-WC-SCB4-4C	6010B	2/23/2006	0.04	0.014	B	mg/l
115-WC-SCB4-4D	6010B	2/23/2006	0.11	0.014		mg/l
115-WC-SCB4-4E	6010B	2/23/2006	0.03	0.014	B	mg/l
115-WC-SCB4-5A	6010B	2/23/2006	0.1	0.014		mg/l
115-WC-SCB4-5B	6010B	2/23/2006	0.16	0.014		mg/l
115-WC-SCB4-5C	6010B	2/23/2006	0.02	0.014	B	mg/l
115-WC-SCB4-5D	6010B	2/23/2006	0.19	0.014		mg/l
115-WC-SCB4-5E	6010B	2/23/2006	0.03	0.014	B	mg/l
115-WC-SCB4-6A	6010B	2/23/2006	0.08	0.014		mg/l
115-WC-SCB4-6B	6010B	2/23/2006	0.1	0.014		mg/l
115-WC-SCB4-6C	6010B	2/23/2006	0.08	0.014		mg/l
115-WC-SCB4-6D	6010B	2/23/2006	0.04	0.014	B	mg/l
115-WC-SCB4-6E	6010B	2/23/2006		0.014	U	mg/l
115-WC-SCB4-7A	6010B	2/23/2006	0.08	0.014		mg/l
115-WC-SCB4-7B	6010B	2/23/2006	0.09	0.014		mg/l
115-WC-SCB4-7C	6010B	2/23/2006	0.11	0.014		mg/l
115-WC-SCB4-7D	6010B	2/23/2006	0.08	0.014		mg/l
115-WC-SCB4-7E	6010B	2/23/2006	0.09	0.014		mg/l
115-WC-SCB4-8A	6010B	2/23/2006	0.14	0.014		mg/l
115-WC-SCB4-8B	6010B	2/23/2006	0.06	0.014		mg/l
115-WC-SCB4-8C	6010B	2/23/2006	0.04	0.014	B	mg/l
115-WC-SCB4-8D	6010B	2/23/2006	0.1	0.014		mg/l
115-WC-SCB4-8E	6010B	2/23/2006	0.08	0.014		mg/l
115-WC-SCB4-9A	6010B	2/23/2006	0.12	0.008		mg/l
115-WC-SCB4-9B	6010B	2/23/2006	0.08	0.008		mg/l
115-WC-SCB4-9C	6010B	2/23/2006	0.06	0.008		mg/l
115-WC-SCB4-9D	6010B	2/23/2006	0.07	0.008		mg/l
115-WC-SCB4-9E	6010B	2/23/2006	0.07	0.008		mg/l

WASTE CHARACTERIZATION RESULT LIST

WASTE CHARACTERIZATION RESULT LIST

Sample ID	Method Id	Date Collected	Parameter	Result	RL	Qual	Units
SAMPLE ID: SCB4-COMP1							
WC-SCB4-COMP1	1020A	2/23/2006	Ignitability	>160	0		deg F
WC-SCB4-COMP1	418.1	2/23/2006	Total Petroleum Hydrocarbons (418.1)	768	25		mg/kg
WC-SCB4-COMP1	6010B	2/23/2006	Chromium	279	0.77		mg/kg
WC-SCB4-COMP1	6010B	2/23/2006	Silver		0.013	U	mg/l
WC-SCB4-COMP1	6010B	2/23/2006	Arsenic		0.024	U	mg/l
WC-SCB4-COMP1	6010B	2/23/2006	Barium	0.3	0.0075	B	mg/l
WC-SCB4-COMP1	6010B	2/23/2006	Cadmium		0.003	U	mg/l
WC-SCB4-COMP1	6010B	2/23/2006	Lead		0.013	U	mg/l
WC-SCB4-COMP1	6010B	2/23/2006	Selenium		0.025	U	mg/l
WC-SCB4-COMP1	7196A	2/23/2006	Chromium VI	4.6	2		mg/kg
WC-SCB4-COMP1	7470A	2/23/2006	Mercury		0.0001	U	mg/l
WC-SCB4-COMP1	8081A	2/23/2006	gamma-BHC (Lindane)		0.001	U	mg/l
WC-SCB4-COMP1	8081A	2/23/2006	Chlordane		0.01	U	mg/l
WC-SCB4-COMP1	8081A	2/23/2006	Endrin		0.001	U	mg/l
WC-SCB4-COMP1	8081A	2/23/2006	Heptachlor		0.001	U	mg/l
WC-SCB4-COMP1	8081A	2/23/2006	Heptachlor epoxide		0.001	U	mg/l
WC-SCB4-COMP1	8081A	2/23/2006	Methoxychlor		0.001	U	mg/l
WC-SCB4-COMP1	8081A	2/23/2006	Toxaphene		0.01	U	mg/l
WC-SCB4-COMP1	8082	2/23/2006	Aroclor-1016		93	U	ug/kg
WC-SCB4-COMP1	8082	2/23/2006	Aroclor-1221		93	U	ug/kg
WC-SCB4-COMP1	8082	2/23/2006	Aroclor-1232		93	U	ug/kg
WC-SCB4-COMP1	8082	2/23/2006	Aroclor-1242		93	U	ug/kg
WC-SCB4-COMP1	8082	2/23/2006	Aroclor-1248		93	U	ug/kg
WC-SCB4-COMP1	8082	2/23/2006	Aroclor-1254		93	U	ug/kg
WC-SCB4-COMP1	8082	2/23/2006	Aroclor-1260		93	U	ug/kg
WC-SCB4-COMP1	8082	2/23/2006	Aroclor-1262		93	U	ug/kg
WC-SCB4-COMP1	8082	2/23/2006	Aroclor-1268		93	U	ug/kg
WC-SCB4-COMP1	8151A	2/23/2006	2,4-D		0.08	U	mg/l
WC-SCB4-COMP1	8151A	2/23/2006	2,4,5-TP (Silvex)		0.08	U	mg/l
WC-SCB4-COMP1	8260B	2/23/2006	Vinyl Chloride		0.005	U	mg/l
WC-SCB4-COMP1	8260B	2/23/2006	1,1-Dichloroethene		0.002	U	mg/l
WC-SCB4-COMP1	8260B	2/23/2006	Chloroform		0.005	U	mg/l
WC-SCB4-COMP1	8260B	2/23/2006	1,2-Dichloroethane		0.002	U	mg/l
WC-SCB4-COMP1	8260B	2/23/2006	Methyl Ethyl Ketone		0.005	U	mg/l
WC-SCB4-COMP1	8260B	2/23/2006	Carbon Tetrachloride		0.002	U	mg/l
WC-SCB4-COMP1	8260B	2/23/2006	Trichloroethene		0.001	U	mg/l
WC-SCB4-COMP1	8260B	2/23/2006	Benzene		0.001	U	mg/l
WC-SCB4-COMP1	8260B	2/23/2006	Tetrachloroethene		0.001	U	mg/l
WC-SCB4-COMP1	8260B	2/23/2006	Chlorobenzene		0.005	U	mg/l
WC-SCB4-COMP1	9040B	2/23/2006	Corrosivity	10.25	0		std units
WC-SCB4-COMP1	VOL1C 7.3.3	2/23/2006	Reactive Cyanide		25	U	mg/kg
WC-SCB4-COMP1	VOL1C 7.3.4	2/23/2006	Reactive Sulfide		20	U	mg/kg

WASTE CHARACTERIZATION RESULT LIST

Sample ID	Method Id	Date Collected	Parameter	Result	RL	Qual	Units
SAMPLE ID: SCB4-COMP2							
WC-SCB4-COMP2	1020A	2/23/2006	Ignitability	>160	0		deg F
WC-SCB4-COMP2	418.1	2/23/2006	Total Petroleum Hydrocarbons (418.1)	185	25		mg/kg
WC-SCB4-COMP2	6010B	2/23/2006	Chromium	133	0.71		mg/kg
WC-SCB4-COMP2	6010B	2/23/2006	Silver		0.013	U	mg/l
WC-SCB4-COMP2	6010B	2/23/2006	Arsenic		0.024	U	mg/l
WC-SCB4-COMP2	6010B	2/23/2006	Barium	0.25	0.0075	B	mg/l
WC-SCB4-COMP2	6010B	2/23/2006	Cadmium		0.003	U	mg/l
WC-SCB4-COMP2	6010B	2/23/2006	Lead		0.013	U	mg/l
WC-SCB4-COMP2	6010B	2/23/2006	Selenium		0.025	U	mg/l
WC-SCB4-COMP2	7196A	2/23/2006	Chromium VI	3.8	2		mg/kg
WC-SCB4-COMP2	7470A	2/23/2006	Mercury	0.0001	0.0001	B	mg/l
WC-SCB4-COMP2	8081A	2/23/2006	gamma-BHC (Lindane)		0.0005	U	mg/l
WC-SCB4-COMP2	8081A	2/23/2006	Chlordane		0.005	U	mg/l
WC-SCB4-COMP2	8081A	2/23/2006	Endrin		0.0005	U	mg/l
WC-SCB4-COMP2	8081A	2/23/2006	Heptachlor		0.0005	U	mg/l
WC-SCB4-COMP2	8081A	2/23/2006	Heptachlor epoxide		0.0005	U	mg/l
WC-SCB4-COMP2	8081A	2/23/2006	Methoxychlor		0.0005	U	mg/l
WC-SCB4-COMP2	8081A	2/23/2006	Toxaphene		0.005	U	mg/l
WC-SCB4-COMP2	8082	2/23/2006	Aroclor-1016		93	U	ug/kg
WC-SCB4-COMP2	8082	2/23/2006	Aroclor-1221		93	U	ug/kg
WC-SCB4-COMP2	8082	2/23/2006	Aroclor-1232		93	U	ug/kg
WC-SCB4-COMP2	8082	2/23/2006	Aroclor-1242		93	U	ug/kg
WC-SCB4-COMP2	8082	2/23/2006	Aroclor-1248		93	U	ug/kg
WC-SCB4-COMP2	8082	2/23/2006	Aroclor-1254		93	U	ug/kg
WC-SCB4-COMP2	8082	2/23/2006	Aroclor-1260		93	U	ug/kg
WC-SCB4-COMP2	8082	2/23/2006	Aroclor-1262		93	U	ug/kg
WC-SCB4-COMP2	8082	2/23/2006	Aroclor-1268		93	U	ug/kg
WC-SCB4-COMP2	8151A	2/23/2006	2,4-D		0.08	U	mg/l
WC-SCB4-COMP2	8151A	2/23/2006	2,4,5-TP (Silvex)		0.08	U	mg/l
WC-SCB4-COMP2	8260B	2/23/2006	Vinyl Chloride		0.005	U	mg/l
WC-SCB4-COMP2	8260B	2/23/2006	1,1-Dichloroethene		0.002	U	mg/l
WC-SCB4-COMP2	8260B	2/23/2006	Chloroform		0.005	U	mg/l
WC-SCB4-COMP2	8260B	2/23/2006	1,2-Dichloroethane		0.002	U	mg/l
WC-SCB4-COMP2	8260B	2/23/2006	Methyl Ethyl Ketone		0.005	U	mg/l
WC-SCB4-COMP2	8260B	2/23/2006	Carbon Tetrachloride		0.002	U	mg/l
WC-SCB4-COMP2	8260B	2/23/2006	Trichloroethene		0.001	U	mg/l
WC-SCB4-COMP2	8260B	2/23/2006	Benzene		0.001	U	mg/l
WC-SCB4-COMP2	8260B	2/23/2006	Tetrachloroethene		0.001	U	mg/l
WC-SCB4-COMP2	8260B	2/23/2006	Chlorobenzene		0.005	U	mg/l
WC-SCB4-COMP2	9040B	2/23/2006	Corrosivity	10.06	0		std units
WC-SCB4-COMP2	VOL1C 7.3.3	2/23/2006	Reactive Cyanide		25	U	mg/kg
WC-SCB4-COMP2	VOL1C 7.3.4	2/23/2006	Reactive Sulfide		20	U	mg/kg
SAMPLE ID: SCB4-COMP3							
WC-SCB4-COMP3	1020A	2/23/2006	Ignitability	>160	0		deg F
WC-SCB4-COMP3	418.1	2/23/2006	Total Petroleum Hydrocarbons (418.1)	308	25		mg/kg
WC-SCB4-COMP3	6010B	2/23/2006	Chromium	168	0.75		mg/kg

WASTE CHARACTERIZATION RESULT LIST

Sample ID	Method Id	Date Collected	Parameter	Result	RL	Qual	Units
WC-SCB4-COMP3	6010B	2/23/2006	Silver		0.013	U	mg/l
WC-SCB4-COMP3	6010B	2/23/2006	Arsenic		0.024	U	mg/l
WC-SCB4-COMP3	6010B	2/23/2006	Barium	0.21	0.0075	B	mg/l
WC-SCB4-COMP3	6010B	2/23/2006	Cadmium		0.003	U	mg/l
WC-SCB4-COMP3	6010B	2/23/2006	Lead		0.013	U	mg/l
WC-SCB4-COMP3	6010B	2/23/2006	Selenium		0.025	U	mg/l
WC-SCB4-COMP3	7196A	2/23/2006	Chromium VI	5.3	2		mg/kg
WC-SCB4-COMP3	7470A	2/23/2006	Mercury		0.0001	U	mg/l
WC-SCB4-COMP3	8081A	2/23/2006	gamma-BHC (Lindane)		0.0005	U	mg/l
WC-SCB4-COMP3	8081A	2/23/2006	Chlordane		0.005	U	mg/l
WC-SCB4-COMP3	8081A	2/23/2006	Endrin		0.0005	U	mg/l
WC-SCB4-COMP3	8081A	2/23/2006	Heptachlor		0.0005	U	mg/l
WC-SCB4-COMP3	8081A	2/23/2006	Heptachlor epoxide		0.0005	U	mg/l
WC-SCB4-COMP3	8081A	2/23/2006	Methoxychlor		0.0005	U	mg/l
WC-SCB4-COMP3	8081A	2/23/2006	Toxaphene		0.005	U	mg/l
WC-SCB4-COMP3	8082	2/23/2006	Aroclor-1016		90	U	ug/kg
WC-SCB4-COMP3	8082	2/23/2006	Aroclor-1221		90	U	ug/kg
WC-SCB4-COMP3	8082	2/23/2006	Aroclor-1232		90	U	ug/kg
WC-SCB4-COMP3	8082	2/23/2006	Aroclor-1242		90	U	ug/kg
WC-SCB4-COMP3	8082	2/23/2006	Aroclor-1248		90	U	ug/kg
WC-SCB4-COMP3	8082	2/23/2006	Aroclor-1254		90	U	ug/kg
WC-SCB4-COMP3	8082	2/23/2006	Aroclor-1260		90	U	ug/kg
WC-SCB4-COMP3	8082	2/23/2006	Aroclor-1262		90	U	ug/kg
WC-SCB4-COMP3	8082	2/23/2006	Aroclor-1268		90	U	ug/kg
WC-SCB4-COMP3	8151A	2/23/2006	2,4-D		0.08	U	mg/l
WC-SCB4-COMP3	8151A	2/23/2006	2,4,5-TP (Silvex)		0.08	U	mg/l
WC-SCB4-COMP3	8260B	2/23/2006	Vinyl Chloride		0.005	U	mg/l
WC-SCB4-COMP3	8260B	2/23/2006	1,1-Dichloroethene		0.002	U	mg/l
WC-SCB4-COMP3	8260B	2/23/2006	Chloroform		0.005	U	mg/l
WC-SCB4-COMP3	8260B	2/23/2006	1,2-Dichloroethane		0.002	U	mg/l
WC-SCB4-COMP3	8260B	2/23/2006	Methyl Ethyl Ketone		0.005	U	mg/l
WC-SCB4-COMP3	8260B	2/23/2006	Carbon Tetrachloride		0.002	U	mg/l
WC-SCB4-COMP3	8260B	2/23/2006	Trichloroethene		0.001	U	mg/l
WC-SCB4-COMP3	8260B	2/23/2006	Benzene		0.001	U	mg/l
WC-SCB4-COMP3	8260B	2/23/2006	Tetrachloroethene	0.0025	0.001		mg/l
WC-SCB4-COMP3	8260B	2/23/2006	Chlorobenzene		0.005	U	mg/l
WC-SCB4-COMP3	9040B	2/23/2006	Corrosivity	10.56	0		std units
WC-SCB4-COMP3	VOL1C 7.3.3	2/23/2006	Reactive Cyanide		25	U	mg/kg
WC-SCB4-COMP3	VOL1C 7.3.4	2/23/2006	Reactive Sulfide		20	U	mg/kg
SAMPLE ID: SCB4-COMP4							
WC-SCB4-COMP4	1020A	2/23/2006	Ignitability	>160	0		deg F
WC-SCB4-COMP4	418.1	2/23/2006	Total Petroleum Hydrocarbons (418.1)	303	25		mg/kg
WC-SCB4-COMP4	6010B	2/23/2006	Chromium	142	0.8		mg/kg
WC-SCB4-COMP4	6010B	2/23/2006	Silver		0.013	U	mg/l
WC-SCB4-COMP4	6010B	2/23/2006	Arsenic		0.024	U	mg/l
WC-SCB4-COMP4	6010B	2/23/2006	Barium	0.16	0.0075	B	mg/l
WC-SCB4-COMP4	6010B	2/23/2006	Cadmium		0.003	U	mg/l
WC-SCB4-COMP4	6010B	2/23/2006	Lead		0.013	U	mg/l

WASTE CHARACTERIZATION RESULT LIST

Sample ID	Method Id	Date Collected	Parameter	Result	RL	Qual	Units
WC-SCB4-COMP4	6010B	2/23/2006	Selenium		0.025	U	mg/l
WC-SCB4-COMP4	7196A	2/23/2006	Chromium VI	5	2		mg/kg
WC-SCB4-COMP4	7470A	2/23/2006	Mercury		0.0001	U	mg/l
WC-SCB4-COMP4	8081A	2/23/2006	gamma-BHC (Lindane)		0.0005	U	mg/l
WC-SCB4-COMP4	8081A	2/23/2006	Chlordane		0.005	U	mg/l
WC-SCB4-COMP4	8081A	2/23/2006	Endrin		0.0005	U	mg/l
WC-SCB4-COMP4	8081A	2/23/2006	Heptachlor		0.0005	U	mg/l
WC-SCB4-COMP4	8081A	2/23/2006	Heptachlor epoxide		0.0005	U	mg/l
WC-SCB4-COMP4	8081A	2/23/2006	Methoxychlor		0.0005	U	mg/l
WC-SCB4-COMP4	8081A	2/23/2006	Toxaphene		0.005	U	mg/l
WC-SCB4-COMP4	8082	2/23/2006	Aroclor-1016		96	U	ug/kg
WC-SCB4-COMP4	8082	2/23/2006	Aroclor-1221		96	U	ug/kg
WC-SCB4-COMP4	8082	2/23/2006	Aroclor-1232		96	U	ug/kg
WC-SCB4-COMP4	8082	2/23/2006	Aroclor-1242		96	U	ug/kg
WC-SCB4-COMP4	8082	2/23/2006	Aroclor-1248		96	U	ug/kg
WC-SCB4-COMP4	8082	2/23/2006	Aroclor-1254		96	U	ug/kg
WC-SCB4-COMP4	8082	2/23/2006	Aroclor-1260		96	U	ug/kg
WC-SCB4-COMP4	8082	2/23/2006	Aroclor-1262		96	U	ug/kg
WC-SCB4-COMP4	8082	2/23/2006	Aroclor-1268		96	U	ug/kg
WC-SCB4-COMP4	8151A	2/23/2006	2,4-D		0.08	U	mg/l
WC-SCB4-COMP4	8151A	2/23/2006	2,4,5-TP (Silvex)		0.08	U	mg/l
WC-SCB4-COMP4	8260B	2/23/2006	Vinyl Chloride		0.005	U	mg/l
WC-SCB4-COMP4	8260B	2/23/2006	1,1-Dichloroethene		0.002	U	mg/l
WC-SCB4-COMP4	8260B	2/23/2006	Chloroform		0.005	U	mg/l
WC-SCB4-COMP4	8260B	2/23/2006	1,2-Dichloroethane		0.002	U	mg/l
WC-SCB4-COMP4	8260B	2/23/2006	Methyl Ethyl Ketone		0.005	U	mg/l
WC-SCB4-COMP4	8260B	2/23/2006	Carbon Tetrachloride		0.002	U	mg/l
WC-SCB4-COMP4	8260B	2/23/2006	Trichloroethene		0.001	U	mg/l
WC-SCB4-COMP4	8260B	2/23/2006	Benzene		0.001	U	mg/l
WC-SCB4-COMP4	8260B	2/23/2006	Tetrachloroethene		0.001	U	mg/l
WC-SCB4-COMP4	8260B	2/23/2006	Chlorobenzene		0.005	U	mg/l
WC-SCB4-COMP4	9040B	2/23/2006	Corrosivity	11.78	0		std units
WC-SCB4-COMP4	VOL1C 7.3.3	2/23/2006	Reactive Cyanide		25	U	mg/kg
WC-SCB4-COMP4	VOL1C 7.3.4	2/23/2006	Reactive Sulfide		20	U	mg/kg
SAMPLE ID: SCB4-COMP5							
WC-SCB4-COMP5	1020A	2/23/2006	Ignitability	>160	0		deg F
WC-SCB4-COMP5	418.1	2/23/2006	Total Petroleum Hydrocarbons (418.1)	209	25		mg/kg
WC-SCB4-COMP5	6010B	2/23/2006	Chromium	141	0.81		mg/kg
WC-SCB4-COMP5	6010B	2/23/2006	Silver		0.013	U	mg/l
WC-SCB4-COMP5	6010B	2/23/2006	Arsenic		0.024	U	mg/l
WC-SCB4-COMP5	6010B	2/23/2006	Barium	0.18	0.0075	B	mg/l
WC-SCB4-COMP5	6010B	2/23/2006	Cadmium		0.003	U	mg/l
WC-SCB4-COMP5	6010B	2/23/2006	Lead		0.013	U	mg/l
WC-SCB4-COMP5	6010B	2/23/2006	Selenium		0.025	U	mg/l
WC-SCB4-COMP5	7196A	2/23/2006	Chromium VI	5.8	2		mg/kg
WC-SCB4-COMP5	7470A	2/23/2006	Mercury		0.0001	U	mg/l
WC-SCB4-COMP5	8081A	2/23/2006	gamma-BHC (Lindane)		0.0005	U	mg/l
WC-SCB4-COMP5	8081A	2/23/2006	Chlordane		0.005	U	mg/l

WASTE CHARACTERIZATION RESULT LIST

Sample ID	Method Id	Date Collected	Parameter	Result	RL	Qual	Units
WC-SCB4-COMP5	8081A	2/23/2006	Endrin		0.0005	U	mg/l
WC-SCB4-COMP5	8081A	2/23/2006	Heptachlor		0.0005	U	mg/l
WC-SCB4-COMP5	8081A	2/23/2006	Heptachlor epoxide		0.0005	U	mg/l
WC-SCB4-COMP5	8081A	2/23/2006	Methoxychlor		0.0005	U	mg/l
WC-SCB4-COMP5	8081A	2/23/2006	Toxaphene		0.005	U	mg/l
WC-SCB4-COMP5	8082	2/23/2006	Aroclor-1016		97	U	ug/kg
WC-SCB4-COMP5	8082	2/23/2006	Aroclor-1221		97	U	ug/kg
WC-SCB4-COMP5	8082	2/23/2006	Aroclor-1232		97	U	ug/kg
WC-SCB4-COMP5	8082	2/23/2006	Aroclor-1242		97	U	ug/kg
WC-SCB4-COMP5	8082	2/23/2006	Aroclor-1248		97	U	ug/kg
WC-SCB4-COMP5	8082	2/23/2006	Aroclor-1254		97	U	ug/kg
WC-SCB4-COMP5	8082	2/23/2006	Aroclor-1260		97	U	ug/kg
WC-SCB4-COMP5	8082	2/23/2006	Aroclor-1262		97	U	ug/kg
WC-SCB4-COMP5	8082	2/23/2006	Aroclor-1268		97	U	ug/kg
WC-SCB4-COMP5	8151A	2/23/2006	2,4-D		0.08	U	mg/l
WC-SCB4-COMP5	8151A	2/23/2006	2,4,5-TP (Silvex)		0.08	U	mg/l
WC-SCB4-COMP5	8260B	2/23/2006	Vinyl Chloride		0.005	U	mg/l
WC-SCB4-COMP5	8260B	2/23/2006	1,1-Dichloroethene		0.002	U	mg/l
WC-SCB4-COMP5	8260B	2/23/2006	Chloroform		0.005	U	mg/l
WC-SCB4-COMP5	8260B	2/23/2006	1,2-Dichloroethane		0.002	U	mg/l
WC-SCB4-COMP5	8260B	2/23/2006	Methyl Ethyl Ketone		0.005	U	mg/l
WC-SCB4-COMP5	8260B	2/23/2006	Carbon Tetrachloride		0.002	U	mg/l
WC-SCB4-COMP5	8260B	2/23/2006	Trichloroethene		0.001	U	mg/l
WC-SCB4-COMP5	8260B	2/23/2006	Benzene		0.001	U	mg/l
WC-SCB4-COMP5	8260B	2/23/2006	Tetrachloroethene		0.001	U	mg/l
WC-SCB4-COMP5	8260B	2/23/2006	Chlorobenzene		0.005	U	mg/l
WC-SCB4-COMP5	9040B	2/23/2006	Corrosivity	11.96	0		std units
WC-SCB4-COMP5	VOL1C 7.3.3	2/23/2006	Reactive Cyanide		25	U	mg/kg
WC-SCB4-COMP5	VOL1C 7.3.4	2/23/2006	Reactive Sulfide		20	U	mg/kg
SAMPLE ID: SCB4-COMP6							
WC-SCB4-COMP6	1020A	2/23/2006	Ignitability	>160	0		deg F
WC-SCB4-COMP6	418.1	2/23/2006	Total Petroleum Hydrocarbons (418.1)	372	25		mg/kg
WC-SCB4-COMP6	6010B	2/23/2006	Chromium	140	0.84		mg/kg
WC-SCB4-COMP6	6010B	2/23/2006	Silver		0.013	U	mg/l
WC-SCB4-COMP6	6010B	2/23/2006	Arsenic		0.024	U	mg/l
WC-SCB4-COMP6	6010B	2/23/2006	Barium	0.19	0.0075	B	mg/l
WC-SCB4-COMP6	6010B	2/23/2006	Cadmium		0.003	U	mg/l
WC-SCB4-COMP6	6010B	2/23/2006	Lead		0.013	U	mg/l
WC-SCB4-COMP6	6010B	2/23/2006	Selenium		0.025	U	mg/l
WC-SCB4-COMP6	7196A	2/23/2006	Chromium VI	5.1	2		mg/kg
WC-SCB4-COMP6	7470A	2/23/2006	Mercury		0.0001	U	mg/l
WC-SCB4-COMP6	8081A	2/23/2006	gamma-BHC (Lindane)		0.0005	U	mg/l
WC-SCB4-COMP6	8081A	2/23/2006	Chlordane		0.005	U	mg/l
WC-SCB4-COMP6	8081A	2/23/2006	Endrin		0.0005	U	mg/l
WC-SCB4-COMP6	8081A	2/23/2006	Heptachlor		0.0005	U	mg/l
WC-SCB4-COMP6	8081A	2/23/2006	Heptachlor epoxide		0.0005	U	mg/l
WC-SCB4-COMP6	8081A	2/23/2006	Methoxychlor		0.0005	U	mg/l
WC-SCB4-COMP6	8081A	2/23/2006	Toxaphene		0.005	U	mg/l

WASTE CHARACTERIZATION RESULT LIST

Sample ID	Method Id	Date Collected	Parameter	Result	RL	Qual	Units
WC-SCB4-COMP6	8082	2/23/2006	Aroclor-1016		100	U	ug/kg
WC-SCB4-COMP6	8082	2/23/2006	Aroclor-1221		100	U	ug/kg
WC-SCB4-COMP6	8082	2/23/2006	Aroclor-1232		100	U	ug/kg
WC-SCB4-COMP6	8082	2/23/2006	Aroclor-1242		100	U	ug/kg
WC-SCB4-COMP6	8082	2/23/2006	Aroclor-1248		100	U	ug/kg
WC-SCB4-COMP6	8082	2/23/2006	Aroclor-1254		100	U	ug/kg
WC-SCB4-COMP6	8082	2/23/2006	Aroclor-1260		100	U	ug/kg
WC-SCB4-COMP6	8082	2/23/2006	Aroclor-1262		100	U	ug/kg
WC-SCB4-COMP6	8082	2/23/2006	Aroclor-1268		100	U	ug/kg
WC-SCB4-COMP6	8151A	2/23/2006	2,4-D		0.08	U	mg/l
WC-SCB4-COMP6	8151A	2/23/2006	2,4,5-TP (Silvex)		0.08	U	mg/l
WC-SCB4-COMP6	8260B	2/23/2006	Vinyl Chloride		0.005	U	mg/l
WC-SCB4-COMP6	8260B	2/23/2006	1,1-Dichloroethene		0.002	U	mg/l
WC-SCB4-COMP6	8260B	2/23/2006	Chloroform		0.005	U	mg/l
WC-SCB4-COMP6	8260B	2/23/2006	1,2-Dichloroethane		0.002	U	mg/l
WC-SCB4-COMP6	8260B	2/23/2006	Methyl Ethyl Ketone		0.005	U	mg/l
WC-SCB4-COMP6	8260B	2/23/2006	Carbon Tetrachloride		0.002	U	mg/l
WC-SCB4-COMP6	8260B	2/23/2006	Trichloroethene		0.001	U	mg/l
WC-SCB4-COMP6	8260B	2/23/2006	Benzene		0.001	U	mg/l
WC-SCB4-COMP6	8260B	2/23/2006	Tetrachloroethene		0.001	U	mg/l
WC-SCB4-COMP6	8260B	2/23/2006	Chlorobenzene		0.005	U	mg/l
WC-SCB4-COMP6	9040B	2/23/2006	Corrosivity	11.86	0		std units
WC-SCB4-COMP6	VOL1C 7.3.3	2/23/2006	Reactive Cyanide		25	U	mg/kg
WC-SCB4-COMP6	VOL1C 7.3.4	2/23/2006	Reactive Sulfide		20	U	mg/kg
SAMPLE ID: SCB4-COMP7							
WC-SCB4-COMP7	1020A	2/23/2006	Ignitability	>160	0		deg F
WC-SCB4-COMP7	418.1	2/23/2006	Total Petroleum Hydrocarbons (418.1)	467	25		mg/kg
WC-SCB4-COMP7	6010B	2/23/2006	Chromium	118	0.81		mg/kg
WC-SCB4-COMP7	6010B	2/23/2006	Silver		0.013	U	mg/l
WC-SCB4-COMP7	6010B	2/23/2006	Arsenic		0.024	U	mg/l
WC-SCB4-COMP7	6010B	2/23/2006	Barium	0.21	0.0075	B	mg/l
WC-SCB4-COMP7	6010B	2/23/2006	Cadmium		0.003	U	mg/l
WC-SCB4-COMP7	6010B	2/23/2006	Lead		0.013	U	mg/l
WC-SCB4-COMP7	6010B	2/23/2006	Selenium		0.025	U	mg/l
WC-SCB4-COMP7	7196A	2/23/2006	Chromium VI	4.4	2		mg/kg
WC-SCB4-COMP7	7470A	2/23/2006	Mercury		0.0001	U	mg/l
WC-SCB4-COMP7	8081A	2/23/2006	gamma-BHC (Lindane)		0.0005	U	mg/l
WC-SCB4-COMP7	8081A	2/23/2006	Chlordane		0.005	U	mg/l
WC-SCB4-COMP7	8081A	2/23/2006	Endrin		0.0005	U	mg/l
WC-SCB4-COMP7	8081A	2/23/2006	Heptachlor		0.0005	U	mg/l
WC-SCB4-COMP7	8081A	2/23/2006	Heptachlor epoxide		0.0005	U	mg/l
WC-SCB4-COMP7	8081A	2/23/2006	Methoxychlor		0.0005	U	mg/l
WC-SCB4-COMP7	8081A	2/23/2006	Toxaphene		0.005	U	mg/l
WC-SCB4-COMP7	8082	2/23/2006	Aroclor-1016		97	U	ug/kg
WC-SCB4-COMP7	8082	2/23/2006	Aroclor-1221		97	U	ug/kg
WC-SCB4-COMP7	8082	2/23/2006	Aroclor-1232		97	U	ug/kg
WC-SCB4-COMP7	8082	2/23/2006	Aroclor-1242		97	U	ug/kg
WC-SCB4-COMP7	8082	2/23/2006	Aroclor-1248		97	U	ug/kg

WASTE CHARACTERIZATION RESULT LIST

Sample ID	Method Id	Date Collected	Parameter	Result	RL	Qual	Units
WC-SCB4-COMP7	8082	2/23/2006	Aroclor-1254		97	U	ug/kg
WC-SCB4-COMP7	8082	2/23/2006	Aroclor-1260		97	U	ug/kg
WC-SCB4-COMP7	8082	2/23/2006	Aroclor-1262		97	U	ug/kg
WC-SCB4-COMP7	8082	2/23/2006	Aroclor-1268		97	U	ug/kg
WC-SCB4-COMP7	8151A	2/23/2006	2,4-D		0.08	U	mg/l
WC-SCB4-COMP7	8151A	2/23/2006	2,4,5-TP (Silvex)		0.08	U	mg/l
WC-SCB4-COMP7	8260B	2/23/2006	Vinyl Chloride		0.005	U	mg/l
WC-SCB4-COMP7	8260B	2/23/2006	1,1-Dichloroethene		0.002	U	mg/l
WC-SCB4-COMP7	8260B	2/23/2006	Chloroform		0.005	U	mg/l
WC-SCB4-COMP7	8260B	2/23/2006	1,2-Dichloroethane		0.002	U	mg/l
WC-SCB4-COMP7	8260B	2/23/2006	Methyl Ethyl Ketone		0.005	U	mg/l
WC-SCB4-COMP7	8260B	2/23/2006	Carbon Tetrachloride		0.002	U	mg/l
WC-SCB4-COMP7	8260B	2/23/2006	Trichloroethene		0.001	U	mg/l
WC-SCB4-COMP7	8260B	2/23/2006	Benzene		0.001	U	mg/l
WC-SCB4-COMP7	8260B	2/23/2006	Tetrachloroethene		0.001	U	mg/l
WC-SCB4-COMP7	8260B	2/23/2006	Chlorobenzene		0.005	U	mg/l
WC-SCB4-COMP7	9040B	2/23/2006	Corrosivity	11.95	0		std units
WC-SCB4-COMP7	VOL1C 7.3.3	2/23/2006	Reactive Cyanide		25	U	mg/kg
WC-SCB4-COMP7	VOL1C 7.3.4	2/23/2006	Reactive Sulfide		20	U	mg/kg
SAMPLE ID: SCB4-COMP8							
WC-SCB4-COMP8	1020A	2/23/2006	Ignitability	>160	0		deg F
WC-SCB4-COMP8	418.1	2/23/2006	Total Petroleum Hydrocarbons (418.1)	819	25		mg/kg
WC-SCB4-COMP8	6010B	2/23/2006	Chromium	115	0.78		mg/kg
WC-SCB4-COMP8	6010B	2/23/2006	Silver		0.013	U	mg/l
WC-SCB4-COMP8	6010B	2/23/2006	Arsenic		0.024	U	mg/l
WC-SCB4-COMP8	6010B	2/23/2006	Barium	0.21	0.0075	B	mg/l
WC-SCB4-COMP8	6010B	2/23/2006	Cadmium		0.003	U	mg/l
WC-SCB4-COMP8	6010B	2/23/2006	Lead		0.013	U	mg/l
WC-SCB4-COMP8	6010B	2/23/2006	Selenium		0.025	U	mg/l
WC-SCB4-COMP8	7196A	2/23/2006	Chromium VI	5	2		mg/kg
WC-SCB4-COMP8	7470A	2/23/2006	Mercury	0.0001	0.0001	B	mg/l
WC-SCB4-COMP8	8081A	2/23/2006	gamma-BHC (Lindane)		0.0005	U	mg/l
WC-SCB4-COMP8	8081A	2/23/2006	Chlordane		0.005	U	mg/l
WC-SCB4-COMP8	8081A	2/23/2006	Endrin		0.0005	U	mg/l
WC-SCB4-COMP8	8081A	2/23/2006	Heptachlor		0.0005	U	mg/l
WC-SCB4-COMP8	8081A	2/23/2006	Heptachlor epoxide		0.0005	U	mg/l
WC-SCB4-COMP8	8081A	2/23/2006	Methoxychlor		0.0005	U	mg/l
WC-SCB4-COMP8	8081A	2/23/2006	Toxaphene		0.005	U	mg/l
WC-SCB4-COMP8	8082	2/23/2006	Aroclor-1016		93	U	ug/kg
WC-SCB4-COMP8	8082	2/23/2006	Aroclor-1221		93	U	ug/kg
WC-SCB4-COMP8	8082	2/23/2006	Aroclor-1232		93	U	ug/kg
WC-SCB4-COMP8	8082	2/23/2006	Aroclor-1242		93	U	ug/kg
WC-SCB4-COMP8	8082	2/23/2006	Aroclor-1248		93	U	ug/kg
WC-SCB4-COMP8	8082	2/23/2006	Aroclor-1254		93	U	ug/kg
WC-SCB4-COMP8	8082	2/23/2006	Aroclor-1260		93	U	ug/kg
WC-SCB4-COMP8	8082	2/23/2006	Aroclor-1262		93	U	ug/kg
WC-SCB4-COMP8	8082	2/23/2006	Aroclor-1268		93	U	ug/kg
WC-SCB4-COMP8	8151A	2/23/2006	2,4-D		0.08	U	mg/l

WASTE CHARACTERIZATION RESULT LIST

Sample ID	Method Id	Date Collected	Parameter	Result	RL	Qual	Units
WC-SCB4-COMP8	8151A	2/23/2006	2,4,5-TP (Silvex)		0.08	U	mg/l
WC-SCB4-COMP8	8260B	2/23/2006	Vinyl Chloride		0.005	U	mg/l
WC-SCB4-COMP8	8260B	2/23/2006	1,1-Dichloroethene		0.002	U	mg/l
WC-SCB4-COMP8	8260B	2/23/2006	Chloroform		0.005	U	mg/l
WC-SCB4-COMP8	8260B	2/23/2006	1,2-Dichloroethane		0.002	U	mg/l
WC-SCB4-COMP8	8260B	2/23/2006	Methyl Ethyl Ketone		0.005	U	mg/l
WC-SCB4-COMP8	8260B	2/23/2006	Carbon Tetrachloride		0.002	U	mg/l
WC-SCB4-COMP8	8260B	2/23/2006	Trichloroethene		0.001	U	mg/l
WC-SCB4-COMP8	8260B	2/23/2006	Benzene		0.001	U	mg/l
WC-SCB4-COMP8	8260B	2/23/2006	Tetrachloroethene		0.001	U	mg/l
WC-SCB4-COMP8	8260B	2/23/2006	Chlorobenzene		0.005	U	mg/l
WC-SCB4-COMP8	9040B	2/23/2006	Corrosivity	11.77	0		std units
WC-SCB4-COMP8	VOL1C 7.3.3	2/23/2006	Reactive Cyanide		25	U	mg/kg
WC-SCB4-COMP8	VOL1C 7.3.4	2/23/2006	Reactive Sulfide		20	U	mg/kg
SAMPLE ID: SCB4-COMP9							
WC-SCB4-COMP9	1020A	2/23/2006	Ignitability	>160	0		deg F
WC-SCB4-COMP9	418.1	2/23/2006	Total Petroleum Hydrocarbons (418.1)	305	25		mg/kg
WC-SCB4-COMP9	6010B	2/23/2006	Chromium	105	0.69		mg/kg
WC-SCB4-COMP9	6010B	2/23/2006	Silver		0.013	U	mg/l
WC-SCB4-COMP9	6010B	2/23/2006	Arsenic		0.024	U	mg/l
WC-SCB4-COMP9	6010B	2/23/2006	Barium	0.5	0.0075	B	mg/l
WC-SCB4-COMP9	6010B	2/23/2006	Cadmium		0.003	U	mg/l
WC-SCB4-COMP9	6010B	2/23/2006	Lead	0.12	0.013	B	mg/l
WC-SCB4-COMP9	6010B	2/23/2006	Selenium		0.025	U	mg/l
WC-SCB4-COMP9	7196A	2/23/2006	Chromium VI	3.7	2		mg/kg
WC-SCB4-COMP9	7470A	2/23/2006	Mercury		0.0001	U	mg/l
WC-SCB4-COMP9	8081A	2/23/2006	gamma-BHC (Lindane)		0.0005	U	mg/l
WC-SCB4-COMP9	8081A	2/23/2006	Chlordane		0.005	U	mg/l
WC-SCB4-COMP9	8081A	2/23/2006	Endrin		0.0005	U	mg/l
WC-SCB4-COMP9	8081A	2/23/2006	Heptachlor		0.0005	U	mg/l
WC-SCB4-COMP9	8081A	2/23/2006	Heptachlor epoxide		0.0005	U	mg/l
WC-SCB4-COMP9	8081A	2/23/2006	Methoxychlor		0.0005	U	mg/l
WC-SCB4-COMP9	8081A	2/23/2006	Toxaphene		0.005	U	mg/l
WC-SCB4-COMP9	8082	2/23/2006	Aroclor-1016		90	U	ug/kg
WC-SCB4-COMP9	8082	2/23/2006	Aroclor-1221		90	U	ug/kg
WC-SCB4-COMP9	8082	2/23/2006	Aroclor-1232		90	U	ug/kg
WC-SCB4-COMP9	8082	2/23/2006	Aroclor-1242		90	U	ug/kg
WC-SCB4-COMP9	8082	2/23/2006	Aroclor-1248		90	U	ug/kg
WC-SCB4-COMP9	8082	2/23/2006	Aroclor-1254		90	U	ug/kg
WC-SCB4-COMP9	8082	2/23/2006	Aroclor-1260		90	U	ug/kg
WC-SCB4-COMP9	8082	2/23/2006	Aroclor-1262		90	U	ug/kg
WC-SCB4-COMP9	8082	2/23/2006	Aroclor-1268		90	U	ug/kg
WC-SCB4-COMP9	8151A	2/23/2006	2,4-D		0.08	U	mg/l
WC-SCB4-COMP9	8151A	2/23/2006	2,4,5-TP (Silvex)		0.08	U	mg/l
WC-SCB4-COMP9	8260B	2/23/2006	Vinyl Chloride		0.005	U	mg/l
WC-SCB4-COMP9	8260B	2/23/2006	1,1-Dichloroethene		0.002	U	mg/l
WC-SCB4-COMP9	8260B	2/23/2006	Chloroform		0.005	U	mg/l
WC-SCB4-COMP9	8260B	2/23/2006	1,2-Dichloroethane		0.002	U	mg/l

WASTE CHARACTERIZATION RESULT LIST

Sample ID	Method Id	Date Collected	Parameter	Result	RL	Qual	Units
WC-SCB4-COMP9	8260B	2/23/2006	Methyl Ethyl Ketone		0.005	U	mg/l
WC-SCB4-COMP9	8260B	2/23/2006	Carbon Tetrachloride		0.002	U	mg/l
WC-SCB4-COMP9	8260B	2/23/2006	Trichloroethene		0.001	U	mg/l
WC-SCB4-COMP9	8260B	2/23/2006	Benzene		0.001	U	mg/l
WC-SCB4-COMP9	8260B	2/23/2006	Tetrachloroethene		0.001	U	mg/l
WC-SCB4-COMP9	8260B	2/23/2006	Chlorobenzene		0.005	U	mg/l
WC-SCB4-COMP9	9040B	2/23/2006	Corrosivity	11.62	0		std units
WC-SCB4-COMP9	VOL1C 7.3.3	2/23/2006	Reactive Cyanide		25	U	mg/kg
WC-SCB4-COMP9	VOL1C 7.3.4	2/23/2006	Reactive Sulfide		20	U	mg/kg

SEVERN TRENT STL

SUMMARY OF ANALYTICAL RESULTS: N679

Sample ID	WC-SCB4-COMP1		WC-SCB4-COMP2		WC-SCB4-COMP3		WC-SCB4-COMP4		WC-SCB4-COMP5		WC-SCB4-COMP6
Lab Sample No.	714524		714525		714526		714527		714528		714529
Sampling Date	2/23/2006 0:00		2/23/2006 0:00		2/23/2006 0:00		2/23/2006 0:00		2/23/2006 0:00		2/23/2006 0:00
Matrix	SOLID		SOLID		SOLID		SOLID		SOLID		SOLID
Dilution Factor	1		1		1		1		1		1
Units	mg/l		mg/l		mg/l		mg/l		mg/l		mg/l
TCLP VOLATILE COMPOUNDS (GC/MS)											
Vinyl Chloride	0.005	U	0.005	U	0.005	U	0.005	U	0.005	U	0.005
1,1-Dichloroethene	0.002	U	0.002	U	0.002	U	0.002	U	0.002	U	0.002
Chloroform	0.005	U	0.005	U	0.005	U	0.005	U	0.005	U	0.005
1,2-Dichloroethane	0.002	U	0.002	U	0.002	U	0.002	U	0.002	U	0.002
Methyl Ethyl Ketone	0.005	U	0.005	U	0.005	U	0.005	U	0.005	U	0.005
Carbon Tetrachloride	0.002	U	0.002	U	0.002	U	0.002	U	0.002	U	0.002
Trichloroethene	0.001	U	0.001	U	0.001	U	0.001	U	0.001	U	0.001
Benzene	0.001	U	0.001	U	0.001	U	0.001	U	0.001	U	0.001
Tetrachloroethene	0.001	U	0.001	U	0.0025		0.001	U	0.001	U	0.001
Chlorobenzene	0.005	U	0.005	U	0.005	U	0.005	U	0.005	U	0.005

NR - Not analyzed.

U - The compound was not detected at the indicated concentration.

J - Data indicates the presence of a compound that meets the identification criteria. The result is less than the quantitation limit but greater than zero. The concentration given is an approximate value.

B - The analyte was found in the laboratory blank as well as the sample. This indicates possible laboratory contamination of the sample.

3/20/06

Michael J Urban
Laboratory Director

SEVERN TRENT STL

SUMMARY OF ANALYTICAL RESULTS: N679

Sample ID	WC-SCB4-COMP1	WC-SCB4-COMP2	WC-SCB4-COMP3	WC-SCB4-COMP4	WC-SCB4-COMP5	WC-SCB4-COMP6
Lab Sample No.	714524	714525	714526	714527	714528	714529
Sampling Date	2/23/2006 0:00	2/23/2006 0:00	2/23/2006 0:00	2/23/2006 0:00	2/23/2006 0:00	2/23/2006 0:00
Matrix	SOLID	SOLID	SOLID	SOLID	SOLID	SOLID
Dilution Factor	1	1	1	1	1	1
Units	mg/l	mg/l	mg/l	mg/l	mg/l	mg/l
TCLP VOLATILE COMPOUNDS (GC/MS)						

Generated on 3/20/2006 11:10:27 AM

SEVERN TRENT STL

SUMMARY OF ANALYTICAL RESULTS: N67

Sample ID		WC-SCB4-COMP7		WC-SCB4-COMP8		WC-SCB4-COMP9	
Lab Sample No.		714530		714531		714532	
Sampling Date		2/23/2006 0:00		2/23/2006 0:00		2/23/2006 0:00	
Matrix		SOLID		SOLID		SOLID	
Dilution Factor		1		1		1	
Units		mg/l		mg/l		mg/l	
TCLP VOLATILE COMPOUNDS (GC/MS)							
Vinyl Chloride	U	0.005	U	0.005	U	0.005	U
1,1-Dichloroethene	U	0.002	U	0.002	U	0.002	U
Chloroform	U	0.005	U	0.005	U	0.005	U
1,2-Dichloroethane	U	0.002	U	0.002	U	0.002	U
Methyl Ethyl Ketone	U	0.005	U	0.005	U	0.005	U
Carbon Tetrachloride	U	0.002	U	0.002	U	0.002	U
Trichloroethene	U	0.001	U	0.001	U	0.001	U
Benzene	U	0.001	U	0.001	U	0.001	U
Tetrachloroethene	U	0.001	U	0.001	U	0.001	U
Chlorobenzene	U	0.005	U	0.005	U	0.005	U

NR - Not analyzed.

U - The compound was not detected at the indi

J - Data indicates the presence of a compound
The concentration given is an approximate v

B - The analyte was found in the laboratory blar

3/20/06

Michael J Urban
Laboratory Director

SEVERN TRENT STL

SUMMARY OF ANALYTICAL RESULTS: N67

Sample ID	WC-SCB4-COMP7	WC-SCB4-COMP8	WC-SCB4-COMP9
Lab Sample No.	714530	714531	714532
Sampling Date	2/23/2006 0:00	2/23/2006 0:00	2/23/2006 0:00
Matrix	SOLID	SOLID	SOLID
Dilution Factor	1	1	1
Units	mg/l	mg/l	mg/l
TCLP VOLATILE COMPOUNDS (GC/MS)			

Generated on 3/20/2006 11:10:27 AM

SEVERN TRENT STL

SUMMARY OF ANALYTICAL RESULTS: N679

Sample ID	WC-SCB4-COMP1		WC-SCB4-COMP2		WC-SCB4-COMP3		WC-SCB4-COMP4		WC-SCB4-COMP6		WC-SCB4-COMP7
Lab Sample No.	714524		714525		714526		714527		714529		714530
Sampling Date	2/23/2006 0:00		2/23/2006 0:00		2/23/2006 0:00		2/23/2006 0:00		2/23/2006 0:00		2/23/2006 0:00
Matrix	SOLID		SOLID		SOLID		SOLID		SOLID		SOLID
Dilution Factor	1		1		1		1		1		1
Units	mg/l		mg/l		mg/l		mg/l		mg/l		mg/l
TCLP SEMIVOLATILE COMPOUNDS (GC/MS)											
o-Cresol	0.04	U	0.04	U	0.04	U	0.04	U	0.04	U	0.04
m&p-Cresol	0.04	U	0.04	U	0.04	U	0.04	U	0.04	U	0.04
2,4,6-Trichlorophenol	0.04	U	0.04	U	0.04	U	0.04	U	0.04	U	0.04
2,4,5-Trichlorophenol	0.04	U	0.04	U	0.04	U	0.04	U	0.04	U	0.04
Pentachlorophenol	0.16	U	0.16	U	0.16	U	0.16	U	0.16	U	0.16
1,4-Dichlorobenzene	0.04	U	0.04	U	0.04	U	0.04	U	0.04	U	0.04
Hexachloroethane	0.004	U	0.004	U	0.004	U	0.004	U	0.004	U	0.004
Nitrobenzene	0.004	U	0.004	U	0.004	U	0.004	U	0.004	U	0.004
Hexachlorobutadiene	0.008	U	0.008	U	0.008	U	0.008	U	0.008	U	0.008
2,4-Dinitrotoluene	0.008	U	0.008	U	0.008	U	0.008	U	0.008	U	0.008
Hexachlorobenzene	0.004	U	0.004	U	0.004	U	0.004	U	0.004	U	0.004
Pyridine	0.04	U	0.04	U	0.04	U	0.04	U	0.04	U	0.04

NR - Not analyzed.

U - The compound was not detected at the indicated concentration.

J - Data indicates the presence of a compound that meets the identification criteria. The result is less than the quantitation limit but greater than zero. The concentration given is an approximate value.

B - The analyte was found in the laboratory blank as well as the sample. This indicates possible laboratory contamination of the sample.

3/20/06

SEVERN TRENT STL

SUMMARY OF ANALYTICAL RESULTS: N679

Sample ID	WC-SCB4-COMP1	WC-SCB4-COMP2	WC-SCB4-COMP3	WC-SCB4-COMP4	WC-SCB4-COMP6	WC-SCB4-COMP7
Lab Sample No.	714524	714525	714526	714527	714529	714530
Sampling Date	2/23/2006 0:00	2/23/2006 0:00	2/23/2006 0:00	2/23/2006 0:00	2/23/2006 0:00	2/23/2006 0:00
Matrix	SOLID	SOLID	SOLID	SOLID	SOLID	SOLID
Dilution Factor	1	1	1	1	1	1
Units	mg/l	mg/l	mg/l	mg/l	mg/l	mg/l
TCLP SEMIVOLATILE COMPOUNDS (GC/MS)						

Michael J Urban
Laboratory Director

Generated on 3/20/2006 11:10:28 AM

SEVERN TRENT STL

SUMMARY OF ANALYTICAL RESULTS: N67

Sample ID		WC-SCB4-COMP8		WC-SCB4-COMP9	
Lab Sample No.		714531		714532	
Sampling Date		2/23/2006 0:00		2/23/2006 0:00	
Matrix		SOLID		SOLID	
Dilution Factor		1		1	
Units		mg/l		mg/l	
TCLP SEMIVOLATILE COMPOUNDS (GC/MS					
o-Cresol	U	0.04	U	0.04	U
m&p-Cresol	U	0.04	U	0.04	U
2,4,6-Trichlorophenol	U	0.04	U	0.04	U
2,4,5-Trichlorophenol	U	0.04	U	0.04	U
Pentachlorophenol	U	0.16	U	0.16	U
1,4-Dichlorobenzene	U	0.04	U	0.04	U
Hexachloroethane	U	0.004	U	0.004	U
Nitrobenzene	U	0.004	U	0.004	U
Hexachlorobutadiene	U	0.008	U	0.008	U
2,4-Dinitrotoluene	U	0.008	U	0.008	U
Hexachlorobenzene	U	0.004	U	0.004	U
Pyridine	U	0.04	U	0.04	U

NR - Not analyzed.

U - The compound was not detected at the indi

J - Data indicates the presence of a compound
The concentration given is an approximate v

B - The analyte was found in the laboratory blar

3/20/06

SEVERN TRENT STL

SUMMARY OF ANALYTICAL RESULTS: N67

Sample ID		WC-SCB4-COMP8		WC-SCB4-COMP9	
Lab Sample No.		714531		714532	
Sampling Date		2/23/2006 0:00		2/23/2006 0:00	
Matrix		SOLID		SOLID	
Dilution Factor		1		1	
Units		mg/l		mg/l	
TCLP SEMIVOLATILE COMPOUNDS (GC/MS					

Michael J Urban
Laboratory Director

Generated on 3/20/2006 11:10:28 AM

SEVERN TRENT STL

SUMMARY OF ANALYTICAL RESULTS: N679

Sample ID	WC-SCB4-COMP1		WC-SCB4-COMP2		WC-SCB4-COMP3		WC-SCB4-COMP4		WC-SCB4-COMP5		WC-SCB4-COMP6
Lab Sample No.	714524		714525		714526		714527		714528		714529
Sampling Date	2/23/2006 0:00		2/23/2006 0:00		2/23/2006 0:00		2/23/2006 0:00		2/23/2006 0:00		2/23/2006 0:00
Matrix	SOLID		SOLID		SOLID		SOLID		SOLID		SOLID
Dilution Factor	1		1		1		1		1		1
Units	mg/l		mg/l		mg/l		mg/l		mg/l		mg/l
TCLP PESTICIDES/PCBs											
gamma-BHC (Lindane)	0.001	U	0.0005	U	0.0005	U	0.0005	U	0.0005	U	0.0005
Chlordane	0.01	U	0.005	U	0.005	U	0.005	U	0.005	U	0.005
Endrin	0.001	U	0.0005	U	0.0005	U	0.0005	U	0.0005	U	0.0005
Heptachlor	0.001	U	0.0005	U	0.0005	U	0.0005	U	0.0005	U	0.0005
Heptachlor epoxide	0.001	U	0.0005	U	0.0005	U	0.0005	U	0.0005	U	0.0005
Methoxychlor	0.001	U	0.0005	U	0.0005	U	0.0005	U	0.0005	U	0.0005
Toxaphene	0.01	U	0.005	U	0.005	U	0.005	U	0.005	U	0.005

NR - Not analyzed.

U - The compound was not detected at the indicated concentration.

J - Data indicates the presence of a compound that meets the identification criteria. The result is less than the quantitation limit but greater than zero. The concentration given is an approximate value.

B - The analyte was found in the laboratory blank as well as the sample. This indicates possible laboratory contamination of the sample.

P - For dual column analysis, the percent difference between the quantitated concentrations on the two columns is greater than 40%

* - For dual column analysis, the lowest quantitated concentration is being reported due to coeluting interference.

3/20/06

Michael J Urban
Laboratory Director

SEVERN TRENT STL

SUMMARY OF ANALYTICAL RESULTS: N67

Sample ID		WC-SCB4-COMP7		WC-SCB4-COMP8		WC-SCB4-COMP9	
Lab Sample No.		714530		714531		714532	
Sampling Date		2/23/2006 0:00		2/23/2006 0:00		2/23/2006 0:00	
Matrix		SOLID		SOLID		SOLID	
Dilution Factor		1		1		1	
Units		mg/l		mg/l		mg/l	
TCLP PESTICIDES/PCBs							
gamma-BHC (Lindane)	U	0.0005	U	0.0005	U	0.0005	U
Chlordane	U	0.005	U	0.005	U	0.005	U
Endrin	U	0.0005	U	0.0005	U	0.0005	U
Heptachlor	U	0.0005	U	0.0005	U	0.0005	U
Heptachlor epoxide	U	0.0005	U	0.0005	U	0.0005	U
Methoxychlor	U	0.0005	U	0.0005	U	0.0005	U
Toxaphene	U	0.005	U	0.005	U	0.005	U

NR - Not analyzed.

U - The compound was not detected at the indi

J - Data indicates the presence of a compound
The concentration given is an approximate v

B - The analyte was found in the laboratory blar

P - For dual column analysis, the percent differe

* - For dual column analysis, the lowest quantit

3/20/06

Michael J Urban
Laboratory Director

SEVERN TRENT STL

SUMMARY OF ANALYTICAL RESULTS: N679

The Action Levels listed reflect current STL Edison knowledge of the standards and are intended as general guidance for the user. Please consult appropriate regulations and cleanup standards for your specific application.

Sample ID	NJ Residential	NJ Non-Residential	NJ Impact to	WC-SCB4-COMP1		WC-SCB4-COMP2		WC-SCB4-COMP3	
Lab Sample No.	Direct Contact	Direct Contact	Ground Water	714524		714525		714526	
Sampling Date	Soil Cleanup	Soil Cleanup	Soil Cleanup	2/23/2006 0:00		2/23/2006 0:00		2/23/2006 0:00	
Matrix	Criteria	Criteria	Criteria	SOLID		SOLID		SOLID	
Dilution Factor				1		1		1	
Units	mg/kg	mg/kg	mg/kg	mg/kg		mg/kg		mg/kg	
PESTICIDES/PCBs									
Aroclor-1016	0.49	2	50	0.093	U	0.093	U	0.09	U
Aroclor-1221	0.49	2	50	0.093	U	0.093	U	0.09	U
Aroclor-1232	0.49	2	50	0.093	U	0.093	U	0.09	U
Aroclor-1242	0.49	2	50	0.093	U	0.093	U	0.09	U
Aroclor-1248	0.49	2	50	0.093	U	0.093	U	0.09	U
Aroclor-1254	0.49	2	50	0.093	U	0.093	U	0.09	U
Aroclor-1260	0.49	2	50	0.093	U	0.093	U	0.09	U
Aroclor-1262	NA	NA	NA	0.093	U	0.093	U	0.09	U
Aroclor-1268	NA	NA	NA	0.093	U	0.093	U	0.09	U

NR - Not analyzed.

U - The compound was not detected at the indicated concentration.

J - Data indicates the presence of a compound that meets the identification criteria. The result is less than the quantitation limit but greater than zero. The concentration given is an approximate value.

B - The analyte was found in the laboratory blank as well as the sample. This indicates possible laboratory contamination of the sample.

P - For dual column analysis, the percent difference between the quantitated concentrations on the two columns is greater than 40%

* - For dual column analysis, the lowest quantitated concentration is being reported due to coeluting interference.

3/20/06

Michael J Urban

SEVERN TRENT STL

SUMMARY OF ANALYTICAL RESULTS: N679

The Action Levels listed reflect current STL Edison knowledge of the standards and are intended as general guidance for the user. Please consult appropriate regulations and cleanup standards for your specific application.

Sample ID	NJ Residential	NJ Non-Residential	NJ Impact to	WC-SCB4-COMP1		WC-SCB4-COMP2		WC-SCB4-COMP3	
Lab Sample No.	Direct Contact	Direct Contact	Ground Water	714524		714525		714526	
Sampling Date	Soil Cleanup	Soil Cleanup	Soil Cleanup	2/23/2006 0:00		2/23/2006 0:00		2/23/2006 0:00	
Matrix	Criteria	Criteria	Criteria	SOLID		SOLID		SOLID	
Dilution Factor				1		1		1	
Units	mg/kg	mg/kg	mg/kg	mg/kg		mg/kg		mg/kg	
PESTICIDES/PCBs									

Laboratory Director

SEVERN TRENT STL

SUMMARY OF ANALYTICAL RESULTS: N67

The Action Levels listed reflect current STL
guidance for the user. Please consult appro

Sample ID	WC-SCB4-COMP4		WC-SCB4-COMP5		WC-SCB4-COMP6		WC-SCB4-COMP7		WC-SCB4-COMP8		WC-SCB4-COMP9
Lab Sample No.	714527		714528		714529		714530		714531		714532
Sampling Date	2/23/2006 0:00		2/23/2006 0:00		2/23/2006 0:00		2/23/2006 0:00		2/23/2006 0:00		2/23/2006 0:00
Matrix	SOLID		SOLID		SOLID		SOLID		SOLID		SOLID
Dilution Factor	1		1		1		1		1		1
Units	mg/kg		mg/kg		mg/kg		mg/kg		mg/kg		mg/kg
PESTICIDES/PCBs											
Aroclor-1016	0.096	U	0.097	U	0.1	U	0.097	U	0.093	U	0.09
Aroclor-1221	0.096	U	0.097	U	0.1	U	0.097	U	0.093	U	0.09
Aroclor-1232	0.096	U	0.097	U	0.1	U	0.097	U	0.093	U	0.09
Aroclor-1242	0.096	U	0.097	U	0.1	U	0.097	U	0.093	U	0.09
Aroclor-1248	0.096	U	0.097	U	0.1	U	0.097	U	0.093	U	0.09
Aroclor-1254	0.096	U	0.097	U	0.1	U	0.097	U	0.093	U	0.09
Aroclor-1260	0.096	U	0.097	U	0.1	U	0.097	U	0.093	U	0.09
Aroclor-1262	0.096	U	0.097	U	0.1	U	0.097	U	0.093	U	0.09
Aroclor-1268	0.096	U	0.097	U	0.1	U	0.097	U	0.093	U	0.09

NR - Not analyzed.
U - The compound was not detected at the indi
J - Data indicates the presence of a compound
The concentration given is an approximate v
B - The analyte was found in the laboratory blar
P - For dual column analysis, the percent differe
* - For dual column analysis, the lowest quantit

3/20/06
Michael J Urban

SEVERN TRENT STL

SUMMARY OF ANALYTICAL RESULTS: N67

The Action Levels listed reflect current STL
guidance for the user. Please consult appro

Sample ID	WC-SCB4-COMP4	WC-SCB4-COMP5	WC-SCB4-COMP6	WC-SCB4-COMP7	WC-SCB4-COMP8	WC-SCB4-COMP9
Lab Sample No.	714527	714528	714529	714530	714531	714532
Sampling Date	2/23/2006 0:00	2/23/2006 0:00	2/23/2006 0:00	2/23/2006 0:00	2/23/2006 0:00	2/23/2006 0:00
Matrix	SOLID	SOLID	SOLID	SOLID	SOLID	SOLID
Dilution Factor	1	1	1	1	1	1
Units	mg/kg	mg/kg	mg/kg	mg/kg	mg/kg	mg/kg
PESTICIDES/PCBs						

Laboratory Director

SEVERN TRENT STL

SUMMARY OF ANALYTICAL RESULTS: N67

The Action Levels listed reflect current STL
guidance for the user. Please consult appro

Sample ID	
Lab Sample No.	
Sampling Date	
Matrix	
Dilution Factor	
Units	
PESTICIDES/PCBs	
Aroclor-1016	U
Aroclor-1221	U
Aroclor-1232	U
Aroclor-1242	U
Aroclor-1248	U
Aroclor-1254	U
Aroclor-1260	U
Aroclor-1262	U
Aroclor-1268	U

NR - Not analyzed.
U - The compound was not detected at the indi
J - Data indicates the presence of a compound
The concentration given is an approximate v
B - The analyte was found in the laboratory blar
P - For dual column analysis, the percent differe
* - For dual column analysis, the lowest quantit

3/23/06
Michael J Urban

SEVERN TRENT STL

SUMMARY OF ANALYTICAL RESULTS: N679

Sample ID	WC-SCB4-COMP1		WC-SCB4-COMP2		WC-SCB4-COMP3		WC-SCB4-COMP4		WC-SCB4-COMP5		WC-SCB4-COMP6
Lab Sample No.	714524		714525		714526		714527		714528		714529
Sampling Date	2/23/2006 0:00		2/23/2006 0:00		2/23/2006 0:00		2/23/2006 0:00		2/23/2006 0:00		2/23/2006 0:00
Matrix	SOLID		SOLID		SOLID		SOLID		SOLID		SOLID
Dilution Factor	1		1		1		1		1		1
Units	mg/l		mg/l		mg/l		mg/l		mg/l		mg/l
TCLP PESTICIDES/PCBs											
2,4-D	0.08	U	0.08	U	0.08	U	0.08	U	0.08	U	0.08
2,4,5-TP (Silvex)	0.08	U	0.08	U	0.08	U	0.08	U	0.08	U	0.08

NR - Not analyzed.

U - The compound was not detected at the indicated concentration.

J - Data indicates the presence of a compound that meets the identification criteria. The result is less than the quantitation limit but greater than zero. The concentration given is an approximate value.

B - The analyte was found in the laboratory blank as well as the sample. This indicates possible laboratory contamination of the sample.

P - For dual column analysis, the percent difference between the quantitated concentrations on the two columns is greater than 40%

* - For dual column analysis, the lowest quantitated concentration is being reported due to coeluting interference.

3/20/06

Michael J Urban
Laboratory Director

SEVERN TRENT STL

SUMMARY OF ANALYTICAL RESULTS: N67

Sample ID		WC-SCB4-COMP7		WC-SCB4-COMP8		WC-SCB4-COMP9	
Lab Sample No.		714530		714531		714532	
Sampling Date		2/23/2006 0:00		2/23/2006 0:00		2/23/2006 0:00	
Matrix		SOLID		SOLID		SOLID	
Dilution Factor		1		1		1	
Units		mg/l		mg/l		mg/l	
TCLP PESTICIDES/PCBs							
2,4-D	U	0.08	U	0.08	U	0.08	U
2,4,5-TP (Silvex)	U	0.08	U	0.08	U	0.08	U

NR - Not analyzed.
U - The compound was not detected at the indi
J - Data indicates the presence of a compound
The concentration given is an approximate v
B - The analyte was found in the laboratory blar
P - For dual column analysis, the percent differ
* - For dual column analysis, the lowest quantit

3/20/06

Michael J Urban
Laboratory Director

SEVERN TRENT STL

SUMMARY OF ANALYTICAL RESULTS: N679

Sample ID	115-WC-SCB4-1A	115-WC-SCB4-1B	115-WC-SCB4-1C	115-WC-SCB4-1D	115-WC-SCB4-1E	115-WC-SCB4-2A	115-WC-SCB4-2B
Lab Sample No.	710905	710906	710907	710908	710909	710910	710911
Sampling Date	2/23/2006 0:00	2/23/2006 0:00	2/23/2006 0:00	2/23/2006 0:00	2/23/2006 0:00	2/23/2006 0:00	2/23/2006 0:00
Matrix	SOLID	SOLID	SOLID	SOLID	SOLID	SOLID	SOLID
Dilution Factor							
Units	mg/l	mg/l	mg/l	mg/l	mg/l	mg/l	mg/l
TCLP METALS							
Chromium	0.06	0.11	0.09	0.06	0.09	0.07	0.02
Arsenic	NR	NR	NR	NR	NR	NR	NR
Barium	NR	NR	NR	NR	NR	NR	NR
Cadmium	NR	NR	NR	NR	NR	NR	NR
Lead	NR	NR	NR	NR	NR	NR	NR
Mercury	NR	NR	NR	NR	NR	NR	NR
Selenium	NR	NR	NR	NR	NR	NR	NR
Silver	NR	NR	NR	NR	NR	NR	NR

NR - Not analyzed.

U - The compound was not detected at the indicated concentration.

B - Reported value is less than the Reporting Limit but greater than the Instrument Detection Limit.

N - The spiked sample recovery is not within control limits.

3/20/06

Michael J Urban
Laboratory Director

Generated on 3/20/2006 11:10:38 AM

SEVERN TRENT STL

SUMMARY OF ANALYTICA

Sample ID		115-WC-SCB4-2C	115-WC-SCB4-2D		115-WC-SCB4-2E	115-WC-SCB4-3A		115-WC-SCB4-3B	115-WC-SCB4-3C
Lab Sample No.		710912	710913		710914	710915		710916	710917
Sampling Date		2/23/2006 0:00	2/23/2006 0:00		2/23/2006 0:00	2/23/2006 0:00		2/23/2006 0:00	2/23/2006 0:00
Matrix		SOLID	SOLID		SOLID	SOLID		SOLID	SOLID
Dilution Factor									
Units		mg/l	mg/l		mg/l	mg/l		mg/l	mg/l
TCLP METALS									
Chromium	B	0.09	0.03	B	0.1	0.02	B	0.1	0.09
Arsenic		NR	NR		NR	NR		NR	NR
Barium		NR	NR		NR	NR		NR	NR
Cadmium		NR	NR		NR	NR		NR	NR
Lead		NR	NR		NR	NR		NR	NR
Mercury		NR	NR		NR	NR		NR	NR
Selenium		NR	NR		NR	NR		NR	NR
Silver		NR	NR		NR	NR		NR	NR

NR - Not analyzed.
U - The compound was not d
B - Reported value is less tha
N - The spiked sample recov

3/20/06
Michael J Urban
Laboratory Director

Generated on 3/20/2006 11:

SEVERN TRENT STL

SUMMARY OF ANALYTICA

Sample ID	115-WC-SCB4-3D		115-WC-SCB4-3E	115-WC-SCB4-4A	115-WC-SCB4-4B	115-WC-SCB4-4C		115-WC-SCB4-4D	115-WC-SCB4-4E
Lab Sample No.	710918		710919	710920	710921	710922		710923	710924
Sampling Date	2/23/2006 0:00		2/23/2006 0:00	2/23/2006 0:00	2/23/2006 0:00	2/23/2006 0:00		2/23/2006 0:00	2/23/2006 0:00
Matrix	SOLID		SOLID	SOLID	SOLID	SOLID		SOLID	SOLID
Dilution Factor									
Units	mg/l		mg/l	mg/l	mg/l	mg/l		mg/l	mg/l
TCLP METALS									
Chromium	0.03	B	0.08	0.07	0.15	0.04	B	0.11	0.03
Arsenic	NR		NR	NR	NR	NR		NR	NR
Barium	NR		NR	NR	NR	NR		NR	NR
Cadmium	NR		NR	NR	NR	NR		NR	NR
Lead	NR		NR	NR	NR	NR		NR	NR
Mercury	NR		NR	NR	NR	NR		NR	NR
Selenium	NR		NR	NR	NR	NR		NR	NR
Silver	NR		NR	NR	NR	NR		NR	NR

NR - Not analyzed.
U - The compound was not d
B - Reported value is less th
N - The spiked sample recov

3/20/06

Michael J Urban
Laboratory Director

Generated on 3/20/2006 11:

SEVERN TRENT STL

SUMMARY OF ANALYTICA

Sample ID		115-WC-SCB4-5A		115-WC-SCB4-5B		115-WC-SCB4-5C		115-WC-SCB4-5D		115-WC-SCB4-5E		115-WC-SCB4-6A	
Lab Sample No.		710925		710926		710927		710928		710929		710930	
Sampling Date		2/23/2006 0:00		2/23/2006 0:00		2/23/2006 0:00		2/23/2006 0:00		2/23/2006 0:00		2/23/2006 0:00	
Matrix		SOLID		SOLID		SOLID		SOLID		SOLID		SOLID	
Dilution Factor													
Units		mg/l		mg/l		mg/l		mg/l		mg/l		mg/l	
TCLP METALS													
Chromium	B	0.1		0.16		0.02	B	0.19		0.03	B	0.08	
Arsenic		NR		NR		NR		NR		NR		NR	
Barium		NR		NR		NR		NR		NR		NR	
Cadmium		NR		NR		NR		NR		NR		NR	
Lead		NR		NR		NR		NR		NR		NR	
Mercury		NR		NR		NR		NR		NR		NR	
Selenium		NR		NR		NR		NR		NR		NR	
Silver		NR		NR		NR		NR		NR		NR	

NR - Not analyzed.
U - The compound was not d
B - Reported value is less tha
N - The spiked sample recov

3/20/06
Michael J Urban
Laboratory Director

Generated on 3/20/2006 11:

SEVERN TRENT STL

SUMMARY OF ANALYTICA

Sample ID	115-WC-SCB4-6B	115-WC-SCB4-6C	115-WC-SCB4-6D	115-WC-SCB4-6E	115-WC-SCB4-7A	115-WC-SCB4-7B	115-WC-SCB4-7C
Lab Sample No.	710931	710932	710933	710934	710935	710936	710937
Sampling Date	2/23/2006 0:00	2/23/2006 0:00	2/23/2006 0:00	2/23/2006 0:00	2/23/2006 0:00	2/23/2006 0:00	2/23/2006 0:00
Matrix	SOLID	SOLID	SOLID	SOLID	SOLID	SOLID	SOLID
Dilution Factor							
Units	mg/l	mg/l	mg/l	mg/l	mg/l	mg/l	mg/l
TCLP METALS							
Chromium	0.1	0.08	0.04 B	0.014 U	0.08	0.09	0.11
Arsenic	NR	NR	NR	NR	NR	NR	NR
Barium	NR	NR	NR	NR	NR	NR	NR
Cadmium	NR	NR	NR	NR	NR	NR	NR
Lead	NR	NR	NR	NR	NR	NR	NR
Mercury	NR	NR	NR	NR	NR	NR	NR
Selenium	NR	NR	NR	NR	NR	NR	NR
Silver	NR	NR	NR	NR	NR	NR	NR

NR - Not analyzed.
U - The compound was not d
B - Reported value is less tha
N - The spiked sample recov

3/20/06

Michael J Urban
Laboratory Director

Generated on 3/20/2006 11:

SEVERN TRENT STL

SUMMARY OF ANALYTICA

Sample ID	115-WC-SCB4-7D	115-WC-SCB4-7E	115-WC-SCB4-8A	115-WC-SCB4-8B	115-WC-SCB4-8C		115-WC-SCB4-8D
Lab Sample No.	710938	710939	710940	710941	710942		710943
Sampling Date	2/23/2006 0:00	2/23/2006 0:00	2/23/2006 0:00	2/23/2006 0:00	2/23/2006 0:00		2/23/2006 0:00
Matrix	SOLID	SOLID	SOLID	SOLID	SOLID		SOLID
Dilution Factor							
Units	mg/l	mg/l	mg/l	mg/l	mg/l		mg/l
TCLP METALS							
Chromium	0.08	0.09	0.14	0.06	0.04	B	0.1
Arsenic	NR	NR	NR	NR	NR		NR
Barium	NR	NR	NR	NR	NR		NR
Cadmium	NR	NR	NR	NR	NR		NR
Lead	NR	NR	NR	NR	NR		NR
Mercury	NR	NR	NR	NR	NR		NR
Selenium	NR	NR	NR	NR	NR		NR
Silver	NR	NR	NR	NR	NR		NR

NR - Not analyzed.
U - The compound was not d
B - Reported value is less th
N - The spiked sample recov

3/20/06
Michael J Urban
Laboratory Director

Generated on 3/20/2006 11:

SEVERN TRENT STL

SUMMARY OF ANALYTICA

Sample ID	115-WC-SCB4-8E	115-WC-SCB4-9A	115-WC-SCB4-9B	115-WC-SCB4-9C	115-WC-SCB4-9D	115-WC-SCB4-9E	WC-SCB4-COMP1
Lab Sample No.	710944	710945	710946	710947	710948	710949	714524
Sampling Date	2/23/2006 0:00	2/23/2006 0:00	2/23/2006 0:00	2/23/2006 0:00	2/23/2006 0:00	2/23/2006 0:00	2/23/2006 0:00
Matrix	SOLID	SOLID	SOLID	SOLID	SOLID	SOLID	SOLID
Dilution Factor							
Units	mg/l	mg/l	mg/l	mg/l	mg/l	mg/l	mg/l
TCLP METALS							
Chromium	0.08	0.12	0.08	0.06	0.07	0.07	NR
Arsenic	NR	NR	NR	NR	NR	NR	0.024
Barium	NR	NR	NR	NR	NR	NR	0.3
Cadmium	NR	NR	NR	NR	NR	NR	0.003
Lead	NR	NR	NR	NR	NR	NR	0.013
Mercury	NR	NR	NR	NR	NR	NR	0.0001
Selenium	NR	NR	NR	NR	NR	NR	0.025
Silver	NR	NR	NR	NR	NR	NR	0.013

NR - Not analyzed.
U - The compound was not d
B - Reported value is less th
N - The spiked sample recov

3/20/06

Michael J Urban
Laboratory Director

Generated on 3/20/2006 11:

SEVERN TRENT STL

SUMMARY OF ANALYTICA

Sample ID		WC-SCB4-COMP2		WC-SCB4-COMP3		WC-SCB4-COMP4		WC-SCB4-COMP5		WC-SCB4-COMP6		WC-SCB4-COMP7	
Lab Sample No.		714525		714526		714527		714528		714529		714530	
Sampling Date		2/23/2006 0:00		2/23/2006 0:00		2/23/2006 0:00		2/23/2006 0:00		2/23/2006 0:00		2/23/2006 0:00	
Matrix		SOLID		SOLID		SOLID		SOLID		SOLID		SOLID	
Dilution Factor													
Units		mg/l		mg/l		mg/l		mg/l		mg/l		mg/l	
TCLP METALS													
Chromium		NR		NR		NR		NR		NR		NR	
Arsenic	U	0.024	U	0.024	U	0.024	U	0.024	U	0.024	U	0.024	U
Barium	B	0.25	B	0.21	B	0.16	B	0.18	B	0.19	B	0.21	B
Cadmium	U	0.003	U	0.003	U	0.003	U	0.003	U	0.003	U	0.003	U
Lead	U	0.013	U	0.013	U	0.013	U	0.013	U	0.013	U	0.013	U
Mercury	U	0.0001	B	0.0001	U	0.0001	U	0.0001	U	0.0001	U	0.0001	U
Selenium	U	0.025	U	0.025	U	0.025	U	0.025	U	0.025	U	0.025	U
Silver	U	0.013	U	0.013	U	0.013	U	0.013	U	0.013	U	0.013	U

NR - Not analyzed.
U - The compound was not d
B - Reported value is less th
N - The spiked sample recov

3/20/06

Michael J. Urban
Laboratory Director

Generated on 3/20/2006 11:

SEVERN TRENT STL

SUMMARY OF ANALYTICA

Sample ID	WC-SCB4-COMP8		WC-SCB4-COMP9	
Lab Sample No.	714531		714532	
Sampling Date	2/23/2006 0:00		2/23/2006 0:00	
Matrix	SOLID		SOLID	
Dilution Factor				
Units	mg/l		mg/l	
TCLP METALS				
Chromium	NR		NR	
Arsenic	0.024	U	0.024	U
Barium	0.21	B	0.5	B
Cadmium	0.003	U	0.003	U
Lead	0.013	U	0.12	B
Mercury	0.0001	B	0.0001	U
Selenium	0.025	U	0.025	U
Silver	0.013	U	0.013	U

NR - Not analyzed.
U - The compound was not d
B - Reported value is less th
N - The spiked sample recov

3/20/06

Michael J Urban
Laboratory Director

Generated on 3/20/2006 11:

SEVERN TRENT STL

SUMMARY OF ANALYTICAL RESULTS: N679

The Action Levels listed reflect current STL Edison knowledge of the standards and are intended as general guidance for the user. Please consult appropriate regulations and cleanup standards for your specific application.

Sample ID	NJ Residential	NJ Non-Residential	NJ Impact to	WC-SCB4-COMP1		WC-SCB4-COMP2		WC-SCB4-COMP3	
Lab Sample No.	Direct Contact	Direct Contact	Ground Water	714524		714525		714526	
Sampling Date	Soil Cleanup	Soil Cleanup	Soil Cleanup	2/23/2006 0:00		2/23/2006 0:00		2/23/2006 0:00	
Matrix	Criteria	Criteria	Criteria	SOLID		SOLID		SOLID	
Dilution Factor									
Units									
WET CHEMISTRY									
Corrosivity (std units)	NA	NA	NA	10.25		10.06		10.56	
Reactive Cyanide (mg/kg)	NA	NA	NA	25	U	25	U	25	U
Reactive Sulfide (mg/kg)	NA	NA	NA	20	U	20	U	20	U
Total Petroleum Hydrocarbons (418.1) (mg/kg)	NA	NA	NA	768		185		308	
Ignitability (deg F)	NA	NA	NA	>160		>160		>160	
Chromium VI (mg/kg)	NA	NA	NA	4.6		3.8		5.3	

NR - Not analyzed.
U - The compound was not detected at the indicated concentration.

3/20/06

Michael J Urban
Laboratory Director

Generated on 3/20/2006 11:10:39 AM

SEVERN TRENT STL

SUMMARY OF ANALYTICAL RESULTS: N67

The Action Levels listed reflect current STL
guidance for the user. Please consult appro

Sample ID	WC-SCB4-COMP4		WC-SCB4-COMP5		WC-SCB4-COMP6		WC-SCB4-COMP7		WC-SCB4-COMP8		WC-SCB4-COMP9
Lab Sample No.	714527		714528		714529		714530		714531		714532
Sampling Date	2/23/2006 0:00		2/23/2006 0:00		2/23/2006 0:00		2/23/2006 0:00		2/23/2006 0:00		2/23/2006 0:00
Matrix	SOLID		SOLID		SOLID		SOLID		SOLID		SOLID
Dilution Factor											
Units											
WET CHEMISTRY											
Corrosivity (std units)	11.78		11.96		11.86		11.95		11.77		11.62
Reactive Cyanide (mg/kg)	25	U	25	U	25	U	25	U	25	U	25
Reactive Sulfide (mg/kg)	20	U	20	U	20	U	20	U	20	U	20
Total Petroleum Hydrocarbons (418.1) (mg/kg)	303		209		372		467		819		305
Ignitability (deg F)	>160		>160		>160		>160		>160		>160
Chromium VI (mg/kg)	5		5.8		5.1		4.4		5		3.7

NR - Not analyzed.
U - The compound was not detected at the indi

3/20/06
Michael J Urban
Laboratory Director

Generated on 3/20/2006 11:10:39 AM

SEVERN TRENT STL

SUMMARY OF ANALYTICAL RESULTS: N67

The Action Levels listed reflect current STL
guidance for the user. Please consult appro

Sample ID	
Lab Sample No.	
Sampling Date	
Matrix	
Dilution Factor	
Units	
WET CHEMISTRY	
Corrosivity (std units)	
Reactive Cyanide (mg/kg)	U
Reactive Sulfide (mg/kg)	U
Total Petroleum Hydrocarbons (418.1) (mg/kg)	
Ignitability (deg F)	
Chromium VI (mg/kg)	

NR - Not analyzed.
U - The compound was not detected at the indi

3/20/06

Michael J Urban
Laboratory Director

Generated on 3/20/2006 11:10:39 AM

| | | |

STL -Edison
777 New Durham Rd
Edison, NJ 08817
Jerri Rossi - (732) 549-3900 Fax: (732) 549-3678

Honeywell — Chain Of Custody / Analysis Request

AESI Ref: 38607.57542
COC # : 35037-WC-022306-DC2
Lab Use Only
Lab Proj # (SDG):
Lab ID: STL-ED

CONFIRMATION SAMPLING, SST SUBGRADE

Client Contact: (name, co., address)
Helen Fahy Phone: 973-455-2989 E-mail: helen.fahy@honeywell.com
Honeywell International
101 Columbia Road,Morristown, NJ 07962

Preliminary Data To:
Sample Receipt Acknoledgement To:
Hard Copy To: Helen Fahy; Christina Jensen (Validata)
Invoice To: Helen Fahy (Honeywell)

Privileged & Confidential: Y
EDD To: Dak Patel (CH2M HILL) Dak.Patel@ch2m.com
Sampler: Arecon
P O #:
Analysis Turnaround Time (in days): 5
Standard -
Rush Charges Authorized for - Y
2 weeks -
1 week -
Next Day -

Site Name: HudsonCo
Location of Site: Hudson County, Jersey City, NJ

Job No.
Template Modified - 9-21-2005

Written and maintained by

Sample Identification				Sample Date	Sample Time	Sample Type	Sample Matrix	Sample Purpose	# of Cont.	Composite="Y" for Yes otherwise "N"	Field Filtered Sample ?	Preservative: 0	0	0	0	0	0	0	0	0					
	Location ID	Start Depth (ft)	End Depth (ft)	Field Sample ID								CORROSIVITY 9040B	IGNITABILITY 1020A	REAC S VOLIC 7.3.4	REAC CN VOLIC 7.3.3	TCLP METALS 6010B (SEE NOTE)	TCLP VOA 8260B	TCLP Semivolatiles (SW8270)	TCLP PEST 8081A	TCLP HERB 8151A	E418.1 TPH	PCB 8082 Full List (SW8082)	SW3060-SW7196 Chromium VI	EPA 6010 Total Chromium	Lab Sample Numbers
										Units															
1	115-WC	0.0	0.0	115-WC-SCB4-3A	2/23/2006	1031	WC	Soil	REG	1	Y N					X									
2	115-WC	0.0	0.0	115-WC-SCB4-3B	2/23/2006	1033	WC	Soil	REG	1	Y N					X									
3	115-WC	0.0	0.0	115-WC-SCB4-3C	2/23/2006	1034	WC	Soil	REG	1	Y N					X									
4	115-WC	0.0	0.0	115-WC-SCB4-3D	2/23/2006	1032	WC	Soil	REG	1	Y N					X									
5	115-WC	0.0	0.0	115-WC-SCB4-3E	2/23/2006	1035	WC	Soil	REG	1	Y N					X									
6	115-WC	0.0	0.0	115-WC-SCB4-4A	2/23/2006	1030	WC	Soil	REG	1	Y N					X									
7	115-WC	0.0	0.0	115-WC-SCB4-4B	2/23/2006	1028	WC	Soil	REG	1	Y N					X									
8	115-WC	0.0	0.0	115-WC-SCB4-4C	2/23/2006	1026	WC	Soil	REG	1	Y N					X									
9	115-WC	0.0	0.0	115-WC-SCB4-4D	2/23/2006	1024	WC	Soil	REG	1	Y N					X									
0	115-WC	0.0	0.0	115-WC-SCB4-4E	2/23/2006	1022	WC	Soil	REG	1	Y N					X									
1	115-WC	0.0	0.0	115-WC-SCB4-5A	2/23/2006	1018	WC	Soil	REG	1	Y N					X									
2	115-WC	0.0	0.0	115-WC-SCB4-5B	2/23/2006	1020	WC	Soil	REG	1	Y N					X									

NOTE: All samples will be analyzed for TCLP Chromium ONLY. Once results are review then additional parameters will be requested. Please hold onto samples until further notice.

Relinquished by:	Company: ARECON LTD	Received by	Company		Condition		Custody Seals Intact	
	Date/Time: 2-23-06		Date/Time		Cooler Temp.			
Relinquished by	Company	Received by	Company		Condition		Custody Seals Intact	
	Date/Time		Date/Time		Cooler Temp.			

Preservatives: 0 = None/Ice; [1 = HCL]; [2 = HNO3]; [3 = H2SO4]; [4 = NaOH]; [5 = Zn. Acetate]; [6 = MeOH]; [7 = NaHSO4]; 8 = Other (specify):

STL -Edison
777 New Durham Rd
Edison, NJ 08817
Jerri Rossi - (732) 549-3900 Fax: (732) 549-3678

Honeywell Chain Of Custody / Analysis Request

AESI Ref: 38607.57542
COC # : 35037-WC-022306-DC3
Lab Use Only
Lab Proj # (SDG):
Lab ID: STL-ED

CONFIRMATION SAMPLING, SST SUBGRADE

Client Contact: (name, co., address)
Helen Fahy Phone: 973-455-2989 E-mail: helen.fahy@honeywell.com
Honeywell International
101 Columbia Road,Morristown, NJ 07962

Preliminary Data To:
Sample Receipt Acknoledgement To:
Hard Copy To: Helen Fahy; Christina Jensen (Validata)
Invoice To: Helen Fahy (Honeywell)

Privileged & Confidential: Y
EDD To: Dak Patel (CH2M HILL) Dak.Patel@ch2m.com
Sampler: Arecon
P O #:
Analysis Turnaround Time (in days): 5
Standard -
Rush Charges Authorized for - Y
2 weeks -
1 week -
Next Day -

Site Name: HudsonCo
Location of Site: Hudson County, Jersey City, NJ

Job No.
Template Modified - 9-21-2005

Written and maintained by

Sample Identification				Sample Date	Sample Time	Sample Type	Sample Matrix	Sample Purpose	# of Cont.	Composite="Y" for Yes otherwise "N"	Field Filtered Sample ?	CORROSIVITY 9040B	IGNITABILITY 1020A	REAC S VOL1C 7.3.4	REAC CN VOL1C 7.3.3	TCLP METALS 6010B (SEE NOTE)	TCLP VOA 8260B	TCLP Semivolatiles (SW8270)	TCLP PEST 8081A	TCLP HERB 8151A	E418.1 TPH	PCB 8082 Full List (SW8082)	SW3060-SW7196 Chromium VI	EPA 6010 Total Chromium	Lab Sample Numbers
	Location ID	Start Depth (ft)	End Depth (ft)	Field Sample ID						Units		Preservative 0	0	0	0	0	0	0	0	0					
1	115-WC	0.0	0.0	115-WC-SCB4-5C	2/23/2006	1016	WC	Soil	REG	1	Y N					X									
2	115-WC	0.0	0.0	115-WC-SCB4-5D	2/23/2006	1012	WC	Soil	REG	1	Y N					X									
3	115-WC	0.0	0.0	115-WC-SCB4-5E	2/23/2006	1010	WC	Soil	REG	1	Y N					X									
4	115-WC	0.0	0.0	115-WC-SCB4-6A	2/23/2006	1006	WC	Soil	REG	1	Y N					X									
5	115-WC	0.0	0.0	115-WC-SCB4-6B	2/23/2006	1007	WC	Soil	REG	1	Y N					X									
6	115-WC	0.0	0.0	115-WC-SCB4-6C	2/23/2006	1009	WC	Soil	REG	1	Y N					X									
7	115-WC	0.0	0.0	115-WC-SCB4-6D	2/23/2006	1004	WC	Soil	REG	1	Y N					X									
8	115-WC	0.0	0.0	115-WC-SCB4-6E	2/23/2006	1001	WC	Soil	REG	1	Y N					X									
9	115-WC	0.0	0.0	115-WC-SCB4-7A	2/23/2006	0955	WC	Soil	REG	1	Y N					X									
10	115-WC	0.0	0.0	115-WC-SCB4-7B	2/23/2006	0956	WC	Soil	REG	1	Y N					X									
11	115-WC	0.0	0.0	115-WC-SCB4-7C	2/23/2006	0959	WC	Soil	REG	1	Y N					X									
12	115-WC	0.0	0.0	115-WC-SCB4-7D	2/23/2006	0958	WC	Soil	REG	1	Y N					X									

NOTE: All samples will be analyzed for TCLP Chromium ONLY. Once results are review then additional parameters will be requested. Please hold onto samples until further notice.

Relinquished by	Company	ARECON LTD	Received by	Company		Condition	Custody Seals Intact
	Date/Time	2-23-06		Date/Time		Cooler Temp.	
Relinquished by	Company		Received by	Company		Condition	Custody Seals Intact
	Date/Time			Date/Time		Cooler Temp.	

Preservatives: 0 = None/Ice; [1 = HCL]; [2 = HNO3]; [3 = H2SO4]; [4 = NaOH]; [5 = Zn. Acetate]; [6 = MeOH]; [7 = NaHSO4]; 8 = Other (specify):

STL -Edison 777 New Durham Rd Edison, NJ 08817 Jerri Rossi - (732) 549-3900 Fax: (732) 549-3678	**Honeywell** Chain Of Custody / Analysis Request		AESI Ref: 38607.57542 COC # : 35037-WC-022306-DC4 Lab Use Only Lab Proj # (SDG): Lab ID STL-ED
CONFIRMATION SAMPLING, SST SUBGRADE	Privileged & Confidential: Y	Site Name: HudsonCo	
Client Contact: (name, co., address)	EDD To: Dak Patel (CH2M HILL) Dak.Patel@ch2m.com	Location of Site: Hudson County, Jersey City, NJ	
Helen Fahy Phone: 973-455-2989 E-mail: helen.fahy@honeywell.com	Sampler: Arecon		
Honeywell International	P O #		
101 Columbia Road,Morristown, NJ 07962	Analysis Turnaround Time (in days): 5 Standard - Rush Charges Authorized for - Y 2 weeks - 1 week - Next Day -		
Preliminary Data To			
Sample Receipt Acknoledgement To			
Hard Copy To	Helen Fahy; Christina Jensen (Validata)		
Invoice To:	Helen Fahy (Honeywell)		

Sample Identification				Sample Date	Sample Time	Sample Type	Sample Matrix	Sample Purpose	# of Cont.	Composite="Y" for Yes otherwise "N"	Field Filtered Sample ?	Preservative: 0	0	0	0	0	0	0	0	0					Job No.
	Location ID	Start Depth (ft)	End Depth (ft)	Field Sample ID								CORROSIVITY 9040B	IGNITABILITY 1020A	REAC S VOLIC 7.3.4	REAC CN VOLIC 7.3.3	TCLP METALS 6010B (SEE NOTE)	TCLP VOA 8260B	TCLP Semivolatiles (SW8270)	TCLP PEST 8081A	TCLP HERB 8151A	E418.1 TPH	PCB 8082 Full List (SW8082)	SW3060-SW7196 Chromium VI	EPA 6010 Total Chromium	Template Modified - 9-21-2005
										Units															Written and maintained by / Lab Sample Numbers
1	115-WC	0.0	0.0	115-WC-SCB4-7E	2/23/2006	0957	WC	Soil	REG	1	Y N					X									
2	115-WC	0.0	0.0	115-WC-SCB4-8A	2/23/2006	0949	WC	Soil	REG	1	Y N					X									
3	115-WC	0.0	0.0	115-WC-SCB4-8B	2/23/2006	0950	WC	Soil	REG	1	Y N					X									
4	115-WC	0.0	0.0	115-WC-SCB4-8C	2/23/2006	0952	WC	Soil	REG	1	Y N					X									
5	115-WC	0.0	0.0	115-WC-SCB4-8D	2/23/2006	0953	WC	Soil	REG	1	Y N					X									
6	115-WC	0.0	0.0	115-WC-SCB4-8E	2/23/2006	0954	WC	Soil	REG	1	Y N					X									
7	115-WC	0.0	0.0	115-WC-SCB4-9A	2/23/2006	0940	WC	Soil	REG	1	Y N					X									
8	115-WC	0.0	0.0	115-WC-SCB4-9B	2/23/2006	0942	WC	Soil	REG	1	Y N					X									
9	115-WC	0.0	0.0	115-WC-SCB4-9C	2/23/2006	0944	WC	Soil	REG	1	Y N					X									
0	115-WC	0.0	0.0	115-WC-SCB4-9D	2/23/2006	0945	WC	Soil	REG	1	Y N					X									
1	115-WC	0.0	0.0	115-WC-SCB4-9E	2/23/2006	0947	WC	Soil	REG	1	Y N					X									
2																									

OTE: All samples will be analyzed for TCLP Chromium ONLY. Once results are review then additional parameters will be requested. Please hold onto samples until further notice.

linquished by:	Company: ARECON LTD	Received by	Company		Condition		Custody Seals Intact	
	Date/Time: 2-23-06		Date/Time		Cooler Temp.			
linquished by	Company	Received by	Company		Condition		Custody Seals Intact	
	Date/Time		Date/Time		Cooler Temp.			

eservatives: 0 = None/Ice; [1 = HCL]; [2 = HNO3]; [3 = H2SO4]; [4 = NaOH]; [5 = Zn. Acetate]; [6 = MeOH]; [7 = NaHSO4]; 8 = Other (specify):

SCB3 Submittal To NJMC

GENERATOR'S WASTE PROFILE SHEET

PLEASE PRINT IN INK OR TYPE

Service Agreement on File? ☐ YES ☐ NO

Profile Number: WMI
Renewal Date

A. Waste Generator Information

1.	Generator Name:	Honeywell International	2.	SIC Code	NA
3.	Facility Street Address:	441 Route 440	4.	Phone	(973) 455-2175
5.	Facility City:	Jersey City	6.	State/Province:	NJ
7.	Zip/Postal Code:	07305	8.	Generator USEPA/FED ID #:	NJD986581437
9.	County:	Hudson	10.	State/Province ID#:	NJ
11	Customer Name:	Honeywell International	12.	Customer Phone::	(973) 455-2175
13.	Customer Contact:	William Hague	14.	Customer Fax:	(973) 455-2315
15.	Billing Address	101 Columbia Road, Morristown NJ 07962			☐ Same as above

B. Waste Stream Information

1. Name of Waste: ID-27, Non-Hazardous Soil
2. State Waste Code: NA
3. Processing Generating Waste: The material was generated during the construction of a barrier wall. The area where the barrier wall was constructed first was excavated and backfilled with imported certified clean fill material. After the backfill was completed a cement/bentonite mixture was injected with a drill rig into the area to construct the barrier wall. The material that is being proposed for disposal, consist of the displaced material from the injection operation. This material is predominately imported clean backfill, with minor amounts of cement,bentonite
4. Estimated Annual Volume 4,000 ☐ Tons ☒ Yards ☐ Drums ☐ Other (specify)
5. Personal Protective Equipment Requirements: Gloves
6. Transporter/Transfer Station: To Be Determined
7. Is this a U.S. Department of Transportation (USDOT) Hazardous Material? (If no, skip 8,9 &10) ☐ YES ☒ NO
8. Reportable Quantity (lbs.; kgs.): 9. Hazard Class/ID#:
10. USDOT Shipping Name:

C. Generator's Certification (Please check appropriate responses, sign, and date below.)

1.	Is the waste represented by this waste profile sheet a "Hazardous Waste" as defined by USEPA, Canadian, Mexican and/or state/province regulation, in the location where generated or ultimately managed?		☐ YES	☒ NO
2.	Does the waste represented by this waste profile sheet contain regulated radioactive material, or regulated concentration of Polychlorinated Biphenyls (PCBs)?		☐ YES	☒ NO
3.	Do the waste profile sheet and all the attachments contain true and accurate descriptions of the waste material		☒ YES	☐ NO
4.	Has all relevant information within the possession of the Generator regarding known or suspected hazards pertaining to the waste been disclosed to the Contractor?		☒ YES	☐ NO
5.	Is the analytical data attached hereto derived from testing a representative sample in accordance with 40 CFR 261.20 (c) or equivalent rules?	☐ N/A	☒ YES	☐ NO
6.	Will all changes which occur in the character of the waste be identified by the Generator and disclosed to the Contractor prior to providing the waste to the Contractor?		☒ YES	☐ NO

Certification Signature: William J Hague Title: Construction Director

Name (Type or Print) William Hague Company Name Honeywell International Date: 2/27/06

☒ Check if additional information is attached. Indicate the number of attached pages.

D. WMI Management's Decision — FOR WMI USE ONLY

1. Management Method ☐ Landfill ☐ Non-hazardous Solidification ☐ Bioremediation ☐ Other (Specify)
2. Proposed Ultimate Management Facility: 3. Hours of Acceptance: ☐ N/A
4. Supplemental Information:
5. Precautions, Special Handling Procedures, or Limitation on Approval:

Special Waste Decision: ☐ Approved ☐ Disapproved

Salesperson's Signature: Date:

Division Approval Signature (Optional): Date:

Special Waste Approvals Person Signature Date:

Honeywell
P.O. Box 1057
Morristown, NJ 07962-1057

ID 27 CERTIFICATION LETTER

DATE OF DISPOSAL:_____

CHRISTOPHER L. DOUR, P.E., P.P.
NJ MEADOWLANDS COMMISSION
ERIE LANDFILL
ONE DEKORTE PARK PLAZA
LYNDHURST, NEW JERSEY 07071

RE: NJMC 1-E LANDFILL
ID 27 WASTE DISPOSAL

DEAR MR. DOUR:

This letter is to certify that (_____) Vehicle ID (_____)
Insert Hauler's Name NJDEP Decal #
scheduled for delivery today from **Honeywell International, 441 Route 440 Jersey City New Jersey 07305** includes the following materials **ID-27 Non Hazardous Soil**.

We certify that this load contains no RCRA defined hazardous wastes or toxic materials based on representative analytical information and/or MSDS sheets submitted to the Commission. All bags, steel, poly and/or glass containers meet or exceed the RCRA definition for "empty" under RCRA 40 CFR Part 261.7, and all containers are crushed.

MSDS sheets and/or analytical information are on file with the NJ Meadowlands Commission and Waste Management for this material, which certifies that the material is non-hazardous. **Only the materials listed above are contained in this load.**

If you have any further questions regarding these materials or this information, please contact

William J. Hague @ **973-455-2175**
Company Representative telephone number

I understand that should the material contained in the load differ from what is stated above, the load will be rejected, and any costs incurred for reloading the waste will be paid for by

HONEYWELL INTERNATIONAL

SINCERELY,

NAME: _____
WILLIAM J. HAGUE

TITLE: **DIRECTOR OF CONSTRUCTION**

Honeywell
P.O. Box 1057
Morristown, NJ 07962-1057

INDEMNIFICATION

Date: **March 13, 2006**

Honeywell International warrants that each load delivered to the NJMC 1-E Landfill include only **ID-27 Non Hazardous Soil**. Information on all these wastes has been provided to the NJMC and these wastes are non-hazardous as defined by the New Jersey Department of Environmental Protection under NJAC 7:26-2.13(g)(1)vii. These wastes are generated at **Honeywell International, 441 Route 440 Jersey City New Jersey 07305.**

Honeywell International further agrees to indemnify the New Jersey Meadowlands Commission and the 1-E Landfill operator against any and all claims, losses, or damages caused in whole or in part by breach of this warranty. **Honeywell International** understands that should the Commission or the landfill operator's personnel deem any or all of this material unacceptable at any time it will be rejected.

CERTIFICATION SIGNATURE: _____ TITLE: **Construction Director**

NAME (PRINT): **William Hague** COMPANY NAME: **Honeywell International**

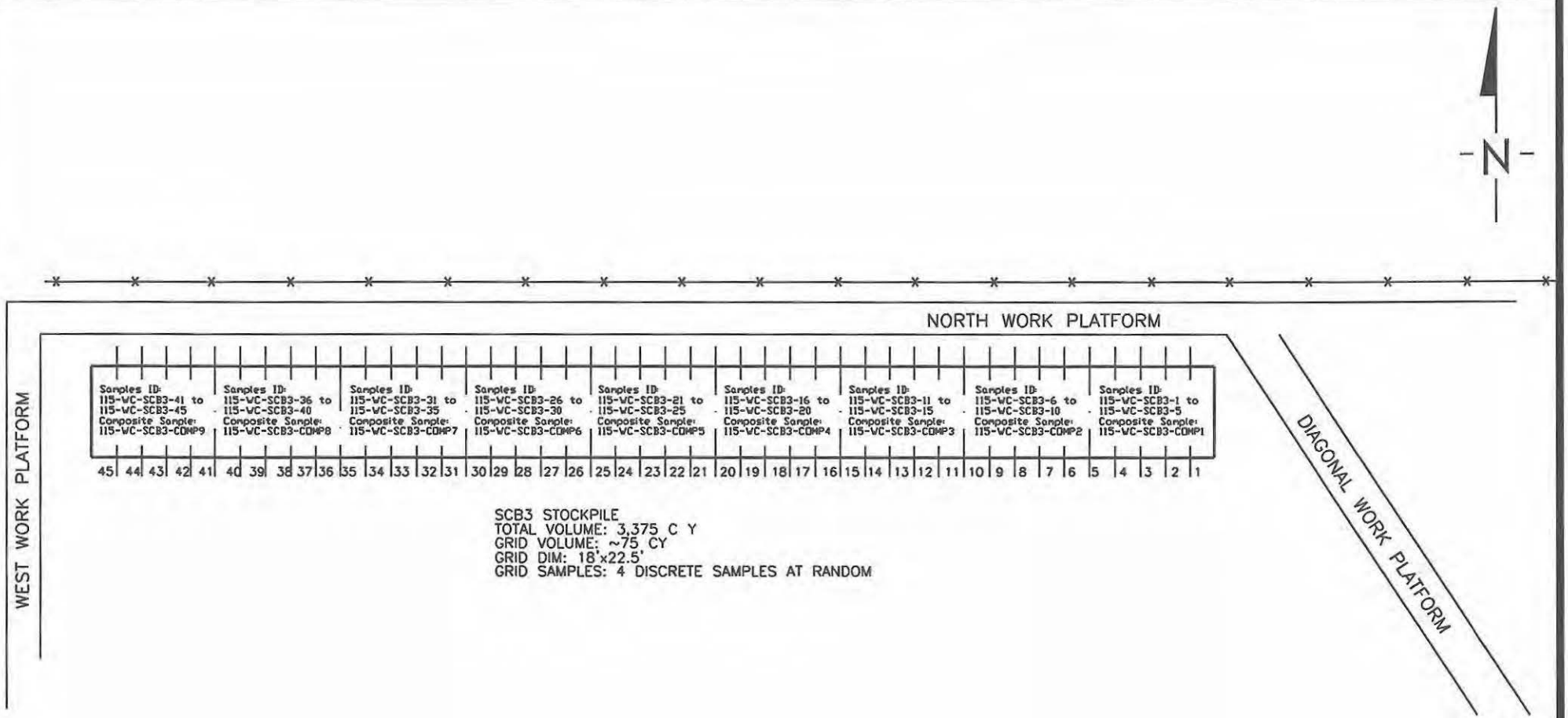

SCB3 STOCKPILE
TOTAL VOLUME: 3,375 C Y
GRID VOLUME: ~75 CY
GRID DIM: 18'x22.5'
GRID SAMPLES: 4 DISCRETE SAMPLES AT RANDOM

TITLE: SCB3 STOCKPILE SAMPLING LOCATION MAP

LOCATION: SA-7

HONEYWELL
440-441 ROUTE 440
JERSEY CITY N.J. 07305

CHECKED:	DJC
DRAFTED:	DJC
FILE:	SCB3_020106
DATE:	2/01/06

FIGURE: 1

SCB3 STOCKPILE

TCLP Chromium Result List

Sample ID	Method Id	Date Collected	Result	RL	Qual	Units
115-WC-SCB3-1	6010B	2/6/2006	0.21	0.015		mg/l
115-WC-SCB3-2	6010B	2/6/2006	0.46	0.015		mg/l
115-WC-SCB3-3	6010B	2/6/2006	0.03	0.015	B	mg/l
115-WC-SCB3-4	6010B	2/6/2006	0.12	0.015		mg/l
115-WC-SCB3-5	6010B	2/6/2006	0.02	0.015	B	mg/l
115-WC-SCB3-6	6010B	2/6/2006	0.11	0.015		mg/l
115-WC-SCB3-7	6010B	2/6/2006		0.015	U	mg/l
115-WC-SCB3-8	6010B	2/6/2006	0.06	0.015		mg/l
115-WC-SCB3-9	6010B	2/6/2006	0.02	0.015	B	mg/l
115-WC-SCB3-10	6010B	2/6/2006	0.02	0.015	B	mg/l
115-WC-SCB3-11	6010B	2/6/2006		0.015	U	mg/l
115-WC-SCB3-12	6010B	2/6/2006	0.02	0.015	B	mg/l
115-WC-SCB3-13	6010B	2/6/2006	0.14	0.015		mg/l
115-WC-SCB3-14	6010B	2/6/2006	0.11	0.015		mg/l
115-WC-SCB3-15	6010B	2/6/2006	0.03	0.015	B	mg/l
115-WC-SCB3-16	6010B	2/6/2006	0.34	0.015		mg/l
115-WC-SCB3-17	6010B	2/6/2006	0.07	0.015		mg/l
115-WC-SCB3-18	6010B	2/6/2006	0.26	0.015		mg/l
115-WC-SCB3-19	6010B	2/6/2006	0.64	0.015		mg/l
115-WC-SCB3-20	6010B	2/6/2006		0.015	U	mg/l
115-WC-SCB3-21	6010B	2/6/2006	0.22	0.015		mg/l
115-WC-SCB3-22	6010B	2/6/2006	0.5	0.015		mg/l
115-WC-SCB3-23	6010B	2/6/2006	0.16	0.015		mg/l
115-WC-SCB3-24	6010B	2/6/2006	0.2	0.015		mg/l
115-WC-SCB3-25	6010B	2/6/2006	0.27	0.015		mg/l
115-WC-SCB3-26	6010B	2/6/2006	0.04	0.015	B	mg/l
115-WC-SCB3-27	6010B	2/6/2006	0.15	0.015		mg/l
115-WC-SCB3-28	6010B	2/6/2006	0.09	0.015		mg/l
115-WC-SCB3-29	6010B	2/6/2006		0.015	U	mg/l
115-WC-SCB3-30	6010B	2/6/2006	0.02	0.015	B	mg/l
115-WC-SCB3-31	6010B	2/6/2006		0.015	U	mg/l
115-WC-SCB3-32	6010B	2/6/2006	0.15	0.015		mg/l
115-WC-SCB3-33	6010B	2/6/2006	0.04	0.015	B	mg/l
115-WC-SCB3-34	6010B	2/6/2006	0.13	0.015		mg/l
115-WC-SCB3-35	6010B	2/6/2006	0.15	0.015		mg/l
115-WC-SCB3-36	6010B	2/6/2006	0.04	0.015	B	mg/l
115-WC-SCB3-37	6010B	2/6/2006	0.15	0.015		mg/l
115-WC-SCB3-38	6010B	2/6/2006	0.08	0.015		mg/l
115-WC-SCB3-39	6010B	2/6/2006		0.015	U	mg/l
115-WC-SCB3-40	6010B	2/6/2006	0.07	0.015		mg/l
115-WC-SCB3-41	6010B	2/6/2006	0.03	0.008	B	mg/l
115-WC-SCB3-42	6010B	2/6/2006	0.08	0.008		mg/l
115-WC-SCB3-43	6010B	2/6/2006	0.11	0.008		mg/l
115-WC-SCB3-44	6010B	2/6/2006	0.18	0.008		mg/l
115-WC-SCB3-45	6010B	2/6/2006		0.008	U	mg/l

WASTE CHARACTERIZATION RESULT LIST

Sample ID	Method Id	Date Collected	Parameter	Result	RL	Qual	Units
SAMPLE ID: SCB3-COMP1							
SCB3-Comp1	1020A	2/6/2006	Ignitability	>160	0		deg F
SCB3-Comp1	418.1	2/6/2006	Total Petroleum Hydrocarbons (418.1)	650	25		mg/kg

Sample ID	Method Id	Date Collected	Parameter	Result	RL	Qual	Units
SCB3-Comp1	6010B	2/6/2006	Chromium	407	0.92		mg/kg
SCB3-Comp1	6010B	2/6/2006	Silver		0.013	U	mg/l
SCB3-Comp1	6010B	2/6/2006	Arsenic		0.024	U	mg/l
SCB3-Comp1	6010B	2/6/2006	Barium	0.39	0.0075	B	mg/l
SCB3-Comp1	6010B	2/6/2006	Cadmium		0.003	U	mg/l
SCB3-Comp1	6010B	2/6/2006	Lead		0.013	U	mg/l
SCB3-Comp1	6010B	2/6/2006	Selenium		0.025	U	mg/l
SCB3-Comp1	7196A	2/6/2006	Chromium VI	17.7	2		mg/kg
SCB3-Comp1	7470A	2/6/2006	Mercury		0.0001	U	mg/l
SCB3-Comp1	8081A	2/6/2006	gamma-BHC (Lindane)		0.0005	U	mg/l
SCB3-Comp1	8081A	2/6/2006	Chlordane		0.005	U	mg/l
SCB3-Comp1	8081A	2/6/2006	Endrin		0.0005	U	mg/l
SCB3-Comp1	8081A	2/6/2006	Heptachlor		0.0005	U	mg/l
SCB3-Comp1	8081A	2/6/2006	Heptachlor epoxide		0.0005	U	mg/l
SCB3-Comp1	8081A	2/6/2006	Methoxychlor		0.0005	U	mg/l
SCB3-Comp1	8081A	2/6/2006	Toxaphene		0.005	U	mg/l
SCB3-Comp1	8082	2/6/2006	Aroclor-1016		100	U	ug/kg
SCB3-Comp1	8082	2/6/2006	Aroclor-1221		100	U	ug/kg
SCB3-Comp1	8082	2/6/2006	Aroclor-1232		100	U	ug/kg
SCB3-Comp1	8082	2/6/2006	Aroclor-1242		100	U	ug/kg
SCB3-Comp1	8082	2/6/2006	Aroclor-1248		100	U	ug/kg
SCB3-Comp1	8082	2/6/2006	Aroclor-1254		100	U	ug/kg
SCB3-Comp1	8082	2/6/2006	Aroclor-1260		100	U	ug/kg
SCB3-Comp1	8082	2/6/2006	Aroclor-1262		100	U	ug/kg
SCB3-Comp1	8082	2/6/2006	Aroclor-1268		100	U	ug/kg
SCB3-Comp1	8151A	2/6/2006	2,4-D		0.08	U	mg/l
SCB3-Comp1	8151A	2/6/2006	2,4,5-TP (Silvex)		0.08	U	mg/l
SCB3-Comp1	8260B	2/6/2006	Vinyl Chloride		0.005	U	mg/l
SCB3-Comp1	8260B	2/6/2006	1,1-Dichloroethene		0.002	U	mg/l
SCB3-Comp1	8260B	2/6/2006	Chloroform		0.005	U	mg/l
SCB3-Comp1	8260B	2/6/2006	1,2-Dichloroethane		0.002	U	mg/l
SCB3-Comp1	8260B	2/6/2006	Methyl Ethyl Ketone		0.005	U	mg/l
SCB3-Comp1	8260B	2/6/2006	Carbon Tetrachloride		0.002	U	mg/l
SCB3-Comp1	8260B	2/6/2006	Trichloroethene		0.001	U	mg/l
SCB3-Comp1	8260B	2/6/2006	Benzene		0.001	U	mg/l
SCB3-Comp1	8260B	2/6/2006	Tetrachloroethene		0.001	U	mg/l
SCB3-Comp1	8260B	2/6/2006	Chlorobenzene		0.005	U	mg/l
SCB3-Comp1	8270C	2/6/2006	o-Cresol		0.04	U	mg/l
SCB3-Comp1	8270C	2/6/2006	m&p-Cresol		0.04	U	mg/l
SCB3-Comp1	8270C	2/6/2006	2,4,6-Trichlorophenol		0.04	U	mg/l
SCB3-Comp1	8270C	2/6/2006	2,4,5-Trichlorophenol		0.04	U	mg/l
SCB3-Comp1	8270C	2/6/2006	Pentachlorophenol		0.16	U	mg/l
SCB3-Comp1	8270C	2/6/2006	1,4-Dichlorobenzene		0.04	U	mg/l
SCB3-Comp1	8270C	2/6/2006	Hexachloroethane		0.004	U	mg/l
SCB3-Comp1	8270C	2/6/2006	Nitrobenzene		0.004	U	mg/l
SCB3-Comp1	8270C	2/6/2006	Hexachlorobutadiene		0.008	U	mg/l
SCB3-Comp1	8270C	2/6/2006	2,4-Dinitrotoluene		0.008	U	mg/l
SCB3-Comp1	8270C	2/6/2006	Hexachlorobenzene		0.004	U	mg/l
SCB3-Comp1	8270C	2/6/2006	Pyridine		0.04	U	mg/l
SCB3-Comp1	9040B	2/6/2006	Corrosivity	11.94	0		std units
SCB3-Comp1	9045C	2/6/2006	pH	11.94	0		std units
SCB3-Comp1	VOL1C 7.3.3	2/6/2006	Reactive Cyanide		25	U	mg/kg
SCB3-Comp1	VOL1C 7.3.4	2/6/2006	Reactive Sulfide		20	U	mg/kg
SAMPLE ID: SCB3-COMP2							
SCB3-Comp2	1020A	2/6/2006	Ignitability	>160	0		deg F
SCB3-Comp2	418.1	2/6/2006	Total Petroleum Hydrocarbons (418.1)	317	25		mg/kg

Sample ID	Method Id	Date Collected	Parameter	Result	RL	Qual	Units
SCB3-Comp2	6010B	2/6/2006	Chromium	145	0.87		mg/kg
SCB3-Comp2	6010B	2/6/2006	Silver		0.013	U	mg/l
SCB3-Comp2	6010B	2/6/2006	Arsenic		0.024	U	mg/l
SCB3-Comp2	6010B	2/6/2006	Barium	0.46	0.0075	B	mg/l
SCB3-Comp2	6010B	2/6/2006	Cadmium		0.003	U	mg/l
SCB3-Comp2	6010B	2/6/2006	Lead		0.013	U	mg/l
SCB3-Comp2	6010B	2/6/2006	Selenium		0.025	U	mg/l
SCB3-Comp2	7196A	2/6/2006	Chromium VI		2	U	mg/kg
SCB3-Comp2	7470A	2/6/2006	Mercury		0.0001	U	mg/l
SCB3-Comp2	8081A	2/6/2006	gamma-BHC (Lindane)		0.0005	U	mg/l
SCB3-Comp2	8081A	2/6/2006	Chlordane		0.005	U	mg/l
SCB3-Comp2	8081A	2/6/2006	Endrin		0.0005	U	mg/l
SCB3-Comp2	8081A	2/6/2006	Heptachlor		0.0005	U	mg/l
SCB3-Comp2	8081A	2/6/2006	Heptachlor epoxide		0.0005	U	mg/l
SCB3-Comp2	8081A	2/6/2006	Methoxychlor		0.0005	U	mg/l
SCB3-Comp2	8081A	2/6/2006	Toxaphene		0.005	U	mg/l
SCB3-Comp2	8082	2/6/2006	Aroclor-1016		98	U	ug/kg
SCB3-Comp2	8082	2/6/2006	Aroclor-1221		98	U	ug/kg
SCB3-Comp2	8082	2/6/2006	Aroclor-1232		98	U	ug/kg
SCB3-Comp2	8082	2/6/2006	Aroclor-1242		98	U	ug/kg
SCB3-Comp2	8082	2/6/2006	Aroclor-1248		98	U	ug/kg
SCB3-Comp2	8082	2/6/2006	Aroclor-1254		98	U	ug/kg
SCB3-Comp2	8082	2/6/2006	Aroclor-1260		98	U	ug/kg
SCB3-Comp2	8082	2/6/2006	Aroclor-1262		98	U	ug/kg
SCB3-Comp2	8082	2/6/2006	Aroclor-1268		98	U	ug/kg
SCB3-Comp2	8151A	2/6/2006	2,4-D		0.08	U	mg/l
SCB3-Comp2	8151A	2/6/2006	2,4,5-TP (Silvex)		0.08	U	mg/l
SCB3-Comp2	8260B	2/6/2006	Vinyl Chloride		0.005	U	mg/l
SCB3-Comp2	8260B	2/6/2006	1,1-Dichloroethene		0.002	U	mg/l
SCB3-Comp2	8260B	2/6/2006	Chloroform		0.005	U	mg/l
SCB3-Comp2	8260B	2/6/2006	1,2-Dichloroethane		0.002	U	mg/l
SCB3-Comp2	8260B	2/6/2006	Methyl Ethyl Ketone		0.005	U	mg/l
SCB3-Comp2	8260B	2/6/2006	Carbon Tetrachloride		0.002	U	mg/l
SCB3-Comp2	8260B	2/6/2006	Trichloroethene		0.001	U	mg/l
SCB3-Comp2	8260B	2/6/2006	Benzene		0.001	U	mg/l
SCB3-Comp2	8260B	2/6/2006	Tetrachloroethene	0.0016	0.001		mg/l
SCB3-Comp2	8260B	2/6/2006	Chlorobenzene		0.005	U	mg/l
SCB3-Comp2	8270C	2/6/2006	o-Cresol		0.04	U	mg/l
SCB3-Comp2	8270C	2/6/2006	m&p-Cresol		0.04	U	mg/l
SCB3-Comp2	8270C	2/6/2006	2,4,6-Trichlorophenol		0.04	U	mg/l
SCB3-Comp2	8270C	2/6/2006	2,4,5-Trichlorophenol		0.04	U	mg/l
SCB3-Comp2	8270C	2/6/2006	Pentachlorophenol		0.16	U	mg/l
SCB3-Comp2	8270C	2/6/2006	1,4-Dichlorobenzene		0.04	U	mg/l
SCB3-Comp2	8270C	2/6/2006	Hexachloroethane		0.004	U	mg/l
SCB3-Comp2	8270C	2/6/2006	Nitrobenzene		0.004	U	mg/l
SCB3-Comp2	8270C	2/6/2006	Hexachlorobutadiene		0.008	U	mg/l
SCB3-Comp2	8270C	2/6/2006	2,4-Dinitrotoluene		0.008	U	mg/l
SCB3-Comp2	8270C	2/6/2006	Hexachlorobenzene		0.004	U	mg/l
SCB3-Comp2	8270C	2/6/2006	Pyridine		0.04	U	mg/l
SCB3-Comp2	9040B	2/6/2006	Corrosivity	12.09	0		std units
SCB3-Comp2	9045C	2/6/2006	pH	12.09	0		std units
SCB3-Comp2	VOL1C 7.3.3	2/6/2006	Reactive Cyanide		25	U	mg/kg
SCB3-Comp2	VOL1C 7.3.4	2/6/2006	Reactive Sulfide		20	U	mg/kg
SAMPLE ID: SCB3-COMP3							
SCB3-Comp3	1020A	2/6/2006	Ignitability	>160	0		deg F
SCB3-Comp3	418.1	2/6/2006	Total Petroleum Hydrocarbons (418.1)	480	25		mg/kg

Sample ID	Method Id	Date Collected	Parameter	Result	RL	Qual	Units
SCB3-Comp3	6010B	2/6/2006	Chromium	157	0.89		mg/kg
SCB3-Comp3	6010B	2/6/2006	Silver		0.013	U	mg/l
SCB3-Comp3	6010B	2/6/2006	Arsenic		0.024	U	mg/l
SCB3-Comp3	6010B	2/6/2006	Barium	0.26	0.0075	B	mg/l
SCB3-Comp3	6010B	2/6/2006	Cadmium		0.003	U	mg/l
SCB3-Comp3	6010B	2/6/2006	Lead		0.013	U	mg/l
SCB3-Comp3	6010B	2/6/2006	Selenium		0.025	U	mg/l
SCB3-Comp3	7196A	2/6/2006	Chromium VI	6.2	2		mg/kg
SCB3-Comp3	7470A	2/6/2006	Mercury		0.0001	U	mg/l
SCB3-Comp3	8081A	2/6/2006	gamma-BHC (Lindane)		0.0005	U	mg/l
SCB3-Comp3	8081A	2/6/2006	Chlordane		0.005	U	mg/l
SCB3-Comp3	8081A	2/6/2006	Endrin		0.0005	U	mg/l
SCB3-Comp3	8081A	2/6/2006	Heptachlor		0.0005	U	mg/l
SCB3-Comp3	8081A	2/6/2006	Heptachlor epoxide		0.0005	U	mg/l
SCB3-Comp3	8081A	2/6/2006	Methoxychlor		0.0005	U	mg/l
SCB3-Comp3	8081A	2/6/2006	Toxaphene		0.005	U	mg/l
SCB3-Comp3	8082	2/6/2006	Aroclor-1016		100	U	ug/kg
SCB3-Comp3	8082	2/6/2006	Aroclor-1221		100	U	ug/kg
SCB3-Comp3	8082	2/6/2006	Aroclor-1232		100	U	ug/kg
SCB3-Comp3	8082	2/6/2006	Aroclor-1242		100	U	ug/kg
SCB3-Comp3	8082	2/6/2006	Aroclor-1248		100	U	ug/kg
SCB3-Comp3	8082	2/6/2006	Aroclor-1254		100	U	ug/kg
SCB3-Comp3	8082	2/6/2006	Aroclor-1260		100	U	ug/kg
SCB3-Comp3	8082	2/6/2006	Aroclor-1262		100	U	ug/kg
SCB3-Comp3	8082	2/6/2006	Aroclor-1268		100	U	ug/kg
SCB3-Comp3	8151A	2/6/2006	2,4-D		0.08	U	mg/l
SCB3-Comp3	8151A	2/6/2006	2,4,5-TP (Silvex)		0.08	U	mg/l
SCB3-Comp3	8260B	2/6/2006	Vinyl Chloride		0.005	U	mg/l
SCB3-Comp3	8260B	2/6/2006	1,1-Dichloroethene		0.002	U	mg/l
SCB3-Comp3	8260B	2/6/2006	Chloroform		0.005	U	mg/l
SCB3-Comp3	8260B	2/6/2006	1,2-Dichloroethane		0.002	U	mg/l
SCB3-Comp3	8260B	2/6/2006	Methyl Ethyl Ketone		0.005	U	mg/l
SCB3-Comp3	8260B	2/6/2006	Carbon Tetrachloride		0.002	U	mg/l
SCB3-Comp3	8260B	2/6/2006	Trichloroethene		0.001	U	mg/l
SCB3-Comp3	8260B	2/6/2006	Benzene		0.001	U	mg/l
SCB3-Comp3	8260B	2/6/2006	Tetrachloroethene		0.001	U	mg/l
SCB3-Comp3	8260B	2/6/2006	Chlorobenzene		0.005	U	mg/l
SCB3-Comp3	8270C	2/6/2006	o-Cresol		0.04	U	mg/l
SCB3-Comp3	8270C	2/6/2006	m&p-Cresol		0.04	U	mg/l
SCB3-Comp3	8270C	2/6/2006	2,4,6-Trichlorophenol		0.04	U	mg/l
SCB3-Comp3	8270C	2/6/2006	2,4,5-Trichlorophenol		0.04	U	mg/l
SCB3-Comp3	8270C	2/6/2006	Pentachlorophenol		0.16	U	mg/l
SCB3-Comp3	8270C	2/6/2006	1,4-Dichlorobenzene		0.04	U	mg/l
SCB3-Comp3	8270C	2/6/2006	Hexachloroethane		0.004	U	mg/l
SCB3-Comp3	8270C	2/6/2006	Nitrobenzene		0.004	U	mg/l
SCB3-Comp3	8270C	2/6/2006	Hexachlorobutadiene		0.008	U	mg/l
SCB3-Comp3	8270C	2/6/2006	2,4-Dinitrotoluene		0.008	U	mg/l
SCB3-Comp3	8270C	2/6/2006	Hexachlorobenzene		0.004	U	mg/l
SCB3-Comp3	8270C	2/6/2006	Pyridine		0.04	U	mg/l
SCB3-Comp3	9040B	2/6/2006	Corrosivity	11.76	0		std units
SCB3-Comp3	9045C	2/6/2006	pH	11.76	0		std units
SCB3-Comp3	VOL1C 7.3.3	2/6/2006	Reactive Cyanide		25	U	mg/kg
SCB3-Comp3	VOL1C 7.3.4	2/6/2006	Reactive Sulfide		20	U	mg/kg
SAMPLE ID: SCB3-COMP4							
SCB3-Comp4	1020A	2/6/2006	Ignitability	>160	0		deg F
SCB3-Comp4	418.1	2/6/2006	Total Petroleum Hydrocarbons (418.1)	1150	25		mg/kg

Sample ID	Method Id	Date Collected	Parameter	Result	RL	Qual	Units
SCB3-Comp4	6010B	2/6/2006	Chromium	453	0.88		mg/kg
SCB3-Comp4	6010B	2/6/2006	Silver		0.013	U	mg/l
SCB3-Comp4	6010B	2/6/2006	Arsenic		0.024	U	mg/l
SCB3-Comp4	6010B	2/6/2006	Barium	0.14	0.0075	B	mg/l
SCB3-Comp4	6010B	2/6/2006	Cadmium		0.003	U	mg/l
SCB3-Comp4	6010B	2/6/2006	Lead		0.013	U	mg/l
SCB3-Comp4	6010B	2/6/2006	Selenium		0.025	U	mg/l
SCB3-Comp4	7196A	2/6/2006	Chromium VI	9.8	2		mg/kg
SCB3-Comp4	7470A	2/6/2006	Mercury		0.0001	U	mg/l
SCB3-Comp4	8081A	2/6/2006	gamma-BHC (Lindane)		0.0005	U	mg/l
SCB3-Comp4	8081A	2/6/2006	Chlordane		0.005	U	mg/l
SCB3-Comp4	8081A	2/6/2006	Endrin		0.0005	U	mg/l
SCB3-Comp4	8081A	2/6/2006	Heptachlor		0.0005	U	mg/l
SCB3-Comp4	8081A	2/6/2006	Heptachlor epoxide		0.0005	U	mg/l
SCB3-Comp4	8081A	2/6/2006	Methoxychlor		0.0005	U	mg/l
SCB3-Comp4	8081A	2/6/2006	Toxaphene		0.005	U	mg/l
SCB3-Comp4	8082	2/6/2006	Aroclor-1016		98	U	ug/kg
SCB3-Comp4	8082	2/6/2006	Aroclor-1221		98	U	ug/kg
SCB3-Comp4	8082	2/6/2006	Aroclor-1232		98	U	ug/kg
SCB3-Comp4	8082	2/6/2006	Aroclor-1242		98	U	ug/kg
SCB3-Comp4	8082	2/6/2006	Aroclor-1248		98	U	ug/kg
SCB3-Comp4	8082	2/6/2006	Aroclor-1254		98	U	ug/kg
SCB3-Comp4	8082	2/6/2006	Aroclor-1260		98	U	ug/kg
SCB3-Comp4	8082	2/6/2006	Aroclor-1262		98	U	ug/kg
SCB3-Comp4	8082	2/6/2006	Aroclor-1268		98	U	ug/kg
SCB3-Comp4	8151A	2/6/2006	2,4-D		0.08	U	mg/l
SCB3-Comp4	8151A	2/6/2006	2,4,5-TP (Silvex)		0.08	U	mg/l
SCB3-Comp4	8260B	2/6/2006	Vinyl Chloride		0.005	U	mg/l
SCB3-Comp4	8260B	2/6/2006	1,1-Dichloroethene		0.002	U	mg/l
SCB3-Comp4	8260B	2/6/2006	Chloroform		0.005	U	mg/l
SCB3-Comp4	8260B	2/6/2006	1,2-Dichloroethane		0.002	U	mg/l
SCB3-Comp4	8260B	2/6/2006	Methyl Ethyl Ketone		0.005	U	mg/l
SCB3-Comp4	8260B	2/6/2006	Carbon Tetrachloride		0.002	U	mg/l
SCB3-Comp4	8260B	2/6/2006	Trichloroethene		0.001	U	mg/l
SCB3-Comp4	8260B	2/6/2006	Benzene		0.001	U	mg/l
SCB3-Comp4	8260B	2/6/2006	Tetrachloroethene		0.001	U	mg/l
SCB3-Comp4	8260B	2/6/2006	Chlorobenzene		0.005	U	mg/l
SCB3-Comp4	8270C	2/6/2006	o-Cresol		0.04	U	mg/l
SCB3-Comp4	8270C	2/6/2006	m&p-Cresol		0.04	U	mg/l
SCB3-Comp4	8270C	2/6/2006	2,4,6-Trichlorophenol		0.04	U	mg/l
SCB3-Comp4	8270C	2/6/2006	2,4,5-Trichlorophenol		0.04	U	mg/l
SCB3-Comp4	8270C	2/6/2006	Pentachlorophenol		0.16	U	mg/l
SCB3-Comp4	8270C	2/6/2006	1,4-Dichlorobenzene		0.04	U	mg/l
SCB3-Comp4	8270C	2/6/2006	Hexachloroethane		0.004	U	mg/l
SCB3-Comp4	8270C	2/6/2006	Nitrobenzene		0.004	U	mg/l
SCB3-Comp4	8270C	2/6/2006	Hexachlorobutadiene		0.008	U	mg/l
SCB3-Comp4	8270C	2/6/2006	2,4-Dinitrotoluene		0.008	U	mg/l
SCB3-Comp4	8270C	2/6/2006	Hexachlorobenzene		0.004	U	mg/l
SCB3-Comp4	8270C	2/6/2006	Pyridine		0.04	U	mg/l
SCB3-Comp4	9040B	2/6/2006	Corrosivity	11.56	0		std units
SCB3-Comp4	9045C	2/6/2006	pH	11.56	0		std units
SCB3-Comp4	VOL1C 7.3.3	2/6/2006	Reactive Cyanide		25	U	mg/kg
SCB3-Comp4	VOL1C 7.3.4	2/6/2006	Reactive Sulfide		20	U	mg/kg
SAMPLE ID: SCB3-COMP5							
SCB3-Comp5	1020A	2/6/2006	Ignitability	>160	0		deg F
SCB3-Comp5	418.1	2/6/2006	Total Petroleum Hydrocarbons (418.1)	169	25		mg/kg

Sample ID	Method Id	Date Collected	Parameter	Result	RL	Qual	Units
SCB3-Comp5	6010B	2/6/2006	Chromium	118	0.83		mg/kg
SCB3-Comp5	6010B	2/6/2006	Silver		0.013	U	mg/l
SCB3-Comp5	6010B	2/6/2006	Arsenic		0.024	U	mg/l
SCB3-Comp5	6010B	2/6/2006	Barium	0.14	0.0075	B	mg/l
SCB3-Comp5	6010B	2/6/2006	Cadmium		0.003	U	mg/l
SCB3-Comp5	6010B	2/6/2006	Lead		0.013	U	mg/l
SCB3-Comp5	6010B	2/6/2006	Selenium		0.025	U	mg/l
SCB3-Comp5	7196A	2/6/2006	Chromium VI		2	U	mg/kg
SCB3-Comp5	7470A	2/6/2006	Mercury		0.0001	U	mg/l
SCB3-Comp5	8081A	2/6/2006	gamma-BHC (Lindane)		0.0005	U	mg/l
SCB3-Comp5	8081A	2/6/2006	Chlordane		0.005	U	mg/l
SCB3-Comp5	8081A	2/6/2006	Endrin		0.0005	U	mg/l
SCB3-Comp5	8081A	2/6/2006	Heptachlor		0.0005	U	mg/l
SCB3-Comp5	8081A	2/6/2006	Heptachlor epoxide		0.0005	U	mg/l
SCB3-Comp5	8081A	2/6/2006	Methoxychlor		0.0005	U	mg/l
SCB3-Comp5	8081A	2/6/2006	Toxaphene		0.005	U	mg/l
SCB3-Comp5	8082	2/6/2006	Aroclor-1016		93	U	ug/kg
SCB3-Comp5	8082	2/6/2006	Aroclor-1221		93	U	ug/kg
SCB3-Comp5	8082	2/6/2006	Aroclor-1232		93	U	ug/kg
SCB3-Comp5	8082	2/6/2006	Aroclor-1242		93	U	ug/kg
SCB3-Comp5	8082	2/6/2006	Aroclor-1248		93	U	ug/kg
SCB3-Comp5	8082	2/6/2006	Aroclor-1254		93	U	ug/kg
SCB3-Comp5	8082	2/6/2006	Aroclor-1260		93	U	ug/kg
SCB3-Comp5	8082	2/6/2006	Aroclor-1262		93	U	ug/kg
SCB3-Comp5	8082	2/6/2006	Aroclor-1268		93	U	ug/kg
SCB3-Comp5	8151A	2/6/2006	2,4-D		0.08	U	mg/l
SCB3-Comp5	8151A	2/6/2006	2,4,5-TP (Silvex)		0.08	U	mg/l
SCB3-Comp5	8260B	2/6/2006	Vinyl Chloride		0.005	U	mg/l
SCB3-Comp5	8260B	2/6/2006	1,1-Dichloroethene		0.002	U	mg/l
SCB3-Comp5	8260B	2/6/2006	Chloroform		0.005	U	mg/l
SCB3-Comp5	8260B	2/6/2006	1,2-Dichloroethane		0.002	U	mg/l
SCB3-Comp5	8260B	2/6/2006	Methyl Ethyl Ketone		0.005	U	mg/l
SCB3-Comp5	8260B	2/6/2006	Carbon Tetrachloride		0.002	U	mg/l
SCB3-Comp5	8260B	2/6/2006	Trichloroethene		0.001	U	mg/l
SCB3-Comp5	8260B	2/6/2006	Benzene		0.001	U	mg/l
SCB3-Comp5	8260B	2/6/2006	Tetrachloroethene		0.001	U	mg/l
SCB3-Comp5	8260B	2/6/2006	Chlorobenzene		0.005	U	mg/l
SCB3-Comp5	8270C	2/6/2006	o-Cresol		0.04	U	mg/l
SCB3-Comp5	8270C	2/6/2006	m&p-Cresol		0.04	U	mg/l
SCB3-Comp5	8270C	2/6/2006	2,4,6-Trichlorophenol		0.04	U	mg/l
SCB3-Comp5	8270C	2/6/2006	2,4,5-Trichlorophenol		0.04	U	mg/l
SCB3-Comp5	8270C	2/6/2006	Pentachlorophenol		0.16	U	mg/l
SCB3-Comp5	8270C	2/6/2006	1,4-Dichlorobenzene		0.04	U	mg/l
SCB3-Comp5	8270C	2/6/2006	Hexachloroethane		0.004	U	mg/l
SCB3-Comp5	8270C	2/6/2006	Nitrobenzene		0.004	U	mg/l
SCB3-Comp5	8270C	2/6/2006	Hexachlorobutadiene		0.008	U	mg/l
SCB3-Comp5	8270C	2/6/2006	2,4-Dinitrotoluene		0.008	U	mg/l
SCB3-Comp5	8270C	2/6/2006	Hexachlorobenzene		0.004	U	mg/l
SCB3-Comp5	8270C	2/6/2006	Pyridine		0.04	U	mg/l
SCB3-Comp5	9040B	2/6/2006	Corrosivity	11.43	0		std units
SCB3-Comp5	9045C	2/6/2006	pH	11.43	0		std units
SCB3-Comp5	VOL1C 7.3.3	2/6/2006	Reactive Cyanide		25	U	mg/kg
SCB3-Comp5	VOL1C 7.3.4	2/6/2006	Reactive Sulfide		20	U	mg/kg
SAMPLE ID: SCB3-COMP6							
SCB3-Comp6	1020A	2/6/2006	Ignitability	>160	0		deg F
SCB3-Comp6	418.1	2/6/2006	Total Petroleum Hydrocarbons (418.1)	347	25		mg/kg

Sample ID	Method Id	Date Collected	Parameter	Result	RL	Qual	Units
SCB3-Comp6	6010B	2/6/2006	Chromium	63.6	0.85		mg/kg
SCB3-Comp6	6010B	2/6/2006	Silver		0.013	U	mg/l
SCB3-Comp6	6010B	2/6/2006	Arsenic		0.024	U	mg/l
SCB3-Comp6	6010B	2/6/2006	Barium	0.15	0.0075	B	mg/l
SCB3-Comp6	6010B	2/6/2006	Cadmium		0.003	U	mg/l
SCB3-Comp6	6010B	2/6/2006	Lead		0.013	U	mg/l
SCB3-Comp6	6010B	2/6/2006	Selenium		0.025	U	mg/l
SCB3-Comp6	7470A	2/6/2006	Mercury		0.0001	U	mg/l
SCB3-Comp6	8081A	2/6/2006	gamma-BHC (Lindane)		0.0005	U	mg/l
SCB3-Comp6	8081A	2/6/2006	Chlordane		0.005	U	mg/l
SCB3-Comp6	8081A	2/6/2006	Endrin		0.0005	U	mg/l
SCB3-Comp6	8081A	2/6/2006	Heptachlor		0.0005	U	mg/l
SCB3-Comp6	8081A	2/6/2006	Heptachlor epoxide		0.0005	U	mg/l
SCB3-Comp6	8081A	2/6/2006	Methoxychlor		0.0005	U	mg/l
SCB3-Comp6	8081A	2/6/2006	Toxaphene		0.005	U	mg/l
SCB3-Comp6	8082	2/6/2006	Aroclor-1016		95	U	ug/kg
SCB3-Comp6	8082	2/6/2006	Aroclor-1221		95	U	ug/kg
SCB3-Comp6	8082	2/6/2006	Aroclor-1232		95	U	ug/kg
SCB3-Comp6	8082	2/6/2006	Aroclor-1242		95	U	ug/kg
SCB3-Comp6	8082	2/6/2006	Aroclor-1248		95	U	ug/kg
SCB3-Comp6	8082	2/6/2006	Aroclor-1254		95	U	ug/kg
SCB3-Comp6	8082	2/6/2006	Aroclor-1260		95	U	ug/kg
SCB3-Comp6	8082	2/6/2006	Aroclor-1262		95	U	ug/kg
SCB3-Comp6	8082	2/6/2006	Aroclor-1268		95	U	ug/kg
SCB3-Comp6	8151A	2/6/2006	2,4-D		0.08	U	mg/l
SCB3-Comp6	8151A	2/6/2006	2,4,5-TP (Silvex)		0.08	U	mg/l
SCB3-Comp6	8260B	2/6/2006	Vinyl Chloride		0.005	U	mg/l
SCB3-Comp6	8260B	2/6/2006	1,1-Dichloroethene		0.002	U	mg/l
SCB3-Comp6	8260B	2/6/2006	Chloroform		0.005	U	mg/l
SCB3-Comp6	8260B	2/6/2006	1,2-Dichloroethane		0.002	U	mg/l
SCB3-Comp6	8260B	2/6/2006	Methyl Ethyl Ketone		0.005	U	mg/l
SCB3-Comp6	8260B	2/6/2006	Carbon Tetrachloride		0.002	U	mg/l
SCB3-Comp6	8260B	2/6/2006	Trichloroethene		0.001	U	mg/l
SCB3-Comp6	8260B	2/6/2006	Benzene		0.001	U	mg/l
SCB3-Comp6	8260B	2/6/2006	Tetrachloroethene		0.001	U	mg/l
SCB3-Comp6	8260B	2/6/2006	Chlorobenzene		0.005	U	mg/l
SCB3-Comp6	8270C	2/6/2006	o-Cresol		0.04	U	mg/l
SCB3-Comp6	8270C	2/6/2006	m&p-Cresol		0.04	U	mg/l
SCB3-Comp6	8270C	2/6/2006	2,4,6-Trichlorophenol		0.04	U	mg/l
SCB3-Comp6	8270C	2/6/2006	2,4,5-Trichlorophenol		0.04	U	mg/l
SCB3-Comp6	8270C	2/6/2006	Pentachlorophenol		0.16	U	mg/l
SCB3-Comp6	8270C	2/6/2006	1,4-Dichlorobenzene		0.04	U	mg/l
SCB3-Comp6	8270C	2/6/2006	Hexachloroethane		0.004	U	mg/l
SCB3-Comp6	8270C	2/6/2006	Nitrobenzene		0.004	U	mg/l
SCB3-Comp6	8270C	2/6/2006	Hexachlorobutadiene		0.008	U	mg/l
SCB3-Comp6	8270C	2/6/2006	2,4-Dinitrotoluene		0.008	U	mg/l
SCB3-Comp6	8270C	2/6/2006	Hexachlorobenzene		0.004	U	mg/l
SCB3-Comp6	8270C	2/6/2006	Pyridine		0.04	U	mg/l
SCB3-Comp6	9040B	2/6/2006	Corrosivity	11.64	0		std units
SCB3-Comp6	9045C	2/6/2006	pH	11.64	0		std units
SCB3-Comp6	VOL1C 7.3.3	2/6/2006	Reactive Cyanide		25	U	mg/kg
SCB3-Comp6	VOL1C 7.3.4	2/6/2006	Reactive Sulfide		20	U	mg/kg
SAMPLE ID: SCB3-COMP7							
SCB3-Comp7	1020A	2/6/2006	Ignitability	>160	0		deg F
SCB3-Comp7	418.1	2/6/2006	Total Petroleum Hydrocarbons (418.1)	338	25		mg/kg
SCB3-Comp7	6010B	2/6/2006	Chromium	68	0.9		mg/kg

Sample ID	Method Id	Date Collected	Parameter	Result	RL	Qual	Units
SCB3-Comp7	6010B	2/6/2006	Silver		0.013	U	mg/l
SCB3-Comp7	6010B	2/6/2006	Arsenic		0.024	U	mg/l
SCB3-Comp7	6010B	2/6/2006	Barium	0.18	0.0075	B	mg/l
SCB3-Comp7	6010B	2/6/2006	Cadmium		0.003	U	mg/l
SCB3-Comp7	6010B	2/6/2006	Lead	0.15	0.013	B	mg/l
SCB3-Comp7	6010B	2/6/2006	Selenium		0.025	U	mg/l
SCB3-Comp7	7196A	2/6/2006	Chromium VI		2	U	mg/kg
SCB3-Comp7	7470A	2/6/2006	Mercury		0.0001	U	mg/l
SCB3-Comp7	8081A	2/6/2006	gamma-BHC (Lindane)		0.0005	U	mg/l
SCB3-Comp7	8081A	2/6/2006	Chlordane		0.005	U	mg/l
SCB3-Comp7	8081A	2/6/2006	Endrin		0.0005	U	mg/l
SCB3-Comp7	8081A	2/6/2006	Heptachlor		0.0005	U	mg/l
SCB3-Comp7	8081A	2/6/2006	Heptachlor epoxide		0.0005	U	mg/l
SCB3-Comp7	8081A	2/6/2006	Methoxychlor		0.0005	U	mg/l
SCB3-Comp7	8081A	2/6/2006	Toxaphene		0.005	U	mg/l
SCB3-Comp7	8082	2/6/2006	Aroclor-1016		100	U	ug/kg
SCB3-Comp7	8082	2/6/2006	Aroclor-1221		100	U	ug/kg
SCB3-Comp7	8082	2/6/2006	Aroclor-1232		100	U	ug/kg
SCB3-Comp7	8082	2/6/2006	Aroclor-1242		100	U	ug/kg
SCB3-Comp7	8082	2/6/2006	Aroclor-1248		100	U	ug/kg
SCB3-Comp7	8082	2/6/2006	Aroclor-1254		100	U	ug/kg
SCB3-Comp7	8082	2/6/2006	Aroclor-1260		100	U	ug/kg
SCB3-Comp7	8082	2/6/2006	Aroclor-1262		100	U	ug/kg
SCB3-Comp7	8082	2/6/2006	Aroclor-1268		100	U	ug/kg
SCB3-Comp7	8151A	2/6/2006	2,4-D		0.08	U	mg/l
SCB3-Comp7	8151A	2/6/2006	2,4,5-TP (Silvex)		0.08	U	mg/l
SCB3-Comp7	8260B	2/6/2006	Vinyl Chloride		0.005	U	mg/l
SCB3-Comp7	8260B	2/6/2006	1,1-Dichloroethene		0.002	U	mg/l
SCB3-Comp7	8260B	2/6/2006	Chloroform		0.005	U	mg/l
SCB3-Comp7	8260B	2/6/2006	1,2-Dichloroethane		0.002	U	mg/l
SCB3-Comp7	8260B	2/6/2006	Methyl Ethyl Ketone		0.005	U	mg/l
SCB3-Comp7	8260B	2/6/2006	Carbon Tetrachloride		0.002	U	mg/l
SCB3-Comp7	8260B	2/6/2006	Trichloroethene		0.001	U	mg/l
SCB3-Comp7	8260B	2/6/2006	Benzene		0.001	U	mg/l
SCB3-Comp7	8260B	2/6/2006	Tetrachloroethene		0.001	U	mg/l
SCB3-Comp7	8260B	2/6/2006	Chlorobenzene		0.005	U	mg/l
SCB3-Comp7	8270C	2/6/2006	o-Cresol		0.04	U	mg/l
SCB3-Comp7	8270C	2/6/2006	m&p-Cresol		0.04	U	mg/l
SCB3-Comp7	8270C	2/6/2006	2,4,6-Trichlorophenol		0.04	U	mg/l
SCB3-Comp7	8270C	2/6/2006	2,4,5-Trichlorophenol		0.04	U	mg/l
SCB3-Comp7	8270C	2/6/2006	Pentachlorophenol		0.16	U	mg/l
SCB3-Comp7	8270C	2/6/2006	1,4-Dichlorobenzene		0.04	U	mg/l
SCB3-Comp7	8270C	2/6/2006	Hexachloroethane		0.004	U	mg/l
SCB3-Comp7	8270C	2/6/2006	Nitrobenzene		0.004	U	mg/l
SCB3-Comp7	8270C	2/6/2006	Hexachlorobutadiene		0.008	U	mg/l
SCB3-Comp7	8270C	2/6/2006	2,4-Dinitrotoluene		0.008	U	mg/l
SCB3-Comp7	8270C	2/6/2006	Hexachlorobenzene		0.004	U	mg/l
SCB3-Comp7	8270C	2/6/2006	Pyridine		0.04	U	mg/l
SCB3-Comp7	9040B	2/6/2006	Corrosivity	11.58	0		std units
SCB3-Comp7	9045C	2/6/2006	pH	11.58	0		std units
SCB3-Comp7	VOL1C 7.3.3	2/6/2006	Reactive Cyanide		25	U	mg/kg
SCB3-Comp7	VOL1C 7.3.4	2/6/2006	Reactive Sulfide		20	U	mg/kg
SAMPLE ID: SCB3-COMP8							
SCB3-Comp8	1020A	2/6/2006	Ignitability	>160	0		deg F
SCB3-Comp8	418.1	2/6/2006	Total Petroleum Hydrocarbons (418.1)	436	25		mg/kg
SCB3-Comp8	6010B	2/6/2006	Chromium	99.7	0.87		mg/kg

Sample ID	Method Id	Date Collected	Parameter	Result	RL	Qual	Units
SCB3-Comp8	6010B	2/6/2006	Silver		0.013	U	mg/l
SCB3-Comp8	6010B	2/6/2006	Arsenic		0.024	U	mg/l
SCB3-Comp8	6010B	2/6/2006	Barium	0.31	0.0075	B	mg/l
SCB3-Comp8	6010B	2/6/2006	Cadmium		0.003	U	mg/l
SCB3-Comp8	6010B	2/6/2006	Lead		0.013	U	mg/l
SCB3-Comp8	6010B	2/6/2006	Selenium		0.025	U	mg/l
SCB3-Comp8	7196A	2/6/2006	Chromium VI		2	U	mg/kg
SCB3-Comp8	7470A	2/6/2006	Mercury		0.0001	U	mg/l
SCB3-Comp8	8081A	2/6/2006	gamma-BHC (Lindane)		0.0005	U	mg/l
SCB3-Comp8	8081A	2/6/2006	Chlordane		0.005	U	mg/l
SCB3-Comp8	8081A	2/6/2006	Endrin		0.0005	U	mg/l
SCB3-Comp8	8081A	2/6/2006	Heptachlor		0.0005	U	mg/l
SCB3-Comp8	8081A	2/6/2006	Heptachlor epoxide		0.0005	U	mg/l
SCB3-Comp8	8081A	2/6/2006	Methoxychlor		0.0005	U	mg/l
SCB3-Comp8	8081A	2/6/2006	Toxaphene		0.005	U	mg/l
SCB3-Comp8	8082	2/6/2006	Aroclor-1016		97	U	ug/kg
SCB3-Comp8	8082	2/6/2006	Aroclor-1221		97	U	ug/kg
SCB3-Comp8	8082	2/6/2006	Aroclor-1232		97	U	ug/kg
SCB3-Comp8	8082	2/6/2006	Aroclor-1242		97	U	ug/kg
SCB3-Comp8	8082	2/6/2006	Aroclor-1248		97	U	ug/kg
SCB3-Comp8	8082	2/6/2006	Aroclor-1254		97	U	ug/kg
SCB3-Comp8	8082	2/6/2006	Aroclor-1260		97	U	ug/kg
SCB3-Comp8	8082	2/6/2006	Aroclor-1262		97	U	ug/kg
SCB3-Comp8	8082	2/6/2006	Aroclor-1268		97	U	ug/kg
SCB3-Comp8	8151A	2/6/2006	2,4-D		0.08	U	mg/l
SCB3-Comp8	8151A	2/6/2006	2,4,5-TP (Silvex)		0.08	U	mg/l
SCB3-Comp8	8260B	2/6/2006	Vinyl Chloride		0.005	U	mg/l
SCB3-Comp8	8260B	2/6/2006	1,1-Dichloroethene		0.002	U	mg/l
SCB3-Comp8	8260B	2/6/2006	Chloroform		0.005	U	mg/l
SCB3-Comp8	8260B	2/6/2006	1,2-Dichloroethane		0.002	U	mg/l
SCB3-Comp8	8260B	2/6/2006	Methyl Ethyl Ketone		0.005	U	mg/l
SCB3-Comp8	8260B	2/6/2006	Carbon Tetrachloride		0.002	U	mg/l
SCB3-Comp8	8260B	2/6/2006	Trichloroethene		0.001	U	mg/l
SCB3-Comp8	8260B	2/6/2006	Benzene		0.001	U	mg/l
SCB3-Comp8	8260B	2/6/2006	Tetrachloroethene		0.001	U	mg/l
SCB3-Comp8	8260B	2/6/2006	Chlorobenzene		0.005	U	mg/l
SCB3-Comp8	8270C	2/6/2006	o-Cresol		0.04	U	mg/l
SCB3-Comp8	8270C	2/6/2006	m&p-Cresol		0.04	U	mg/l
SCB3-Comp8	8270C	2/6/2006	2,4,6-Trichlorophenol		0.04	U	mg/l
SCB3-Comp8	8270C	2/6/2006	2,4,5-Trichlorophenol		0.04	U	mg/l
SCB3-Comp8	8270C	2/6/2006	Pentachlorophenol		0.16	U	mg/l
SCB3-Comp8	8270C	2/6/2006	1,4-Dichlorobenzene		0.04	U	mg/l
SCB3-Comp8	8270C	2/6/2006	Hexachloroethane		0.004	U	mg/l
SCB3-Comp8	8270C	2/6/2006	Nitrobenzene		0.004	U	mg/l
SCB3-Comp8	8270C	2/6/2006	Hexachlorobutadiene		0.008	U	mg/l
SCB3-Comp8	8270C	2/6/2006	2,4-Dinitrotoluene		0.008	U	mg/l
SCB3-Comp8	8270C	2/6/2006	Hexachlorobenzene		0.004	U	mg/l
SCB3-Comp8	8270C	2/6/2006	Pyridine		0.04	U	mg/l
SCB3-Comp8	9040B	2/6/2006	Corrosivity	11.55	0		std units
SCB3-Comp8	9045C	2/6/2006	pH	11.55	0		std units
SCB3-Comp8	VOL1C 7.3.3	2/6/2006	Reactive Cyanide		25	U	mg/kg
SCB3-Comp8	VOL1C 7.3.4	2/6/2006	Reactive Sulfide		20	U	mg/kg
SAMPLE ID: SCB3-COMP9							
SCB3-Comp9	1020A	3/14/2006	Ignitability	>160	0		deg F
SCB3-Comp9	418.1	3/14/2006	Total Petroleum Hydrocarbons (418.1)	736	25		mg/kg
SCB3-Comp9	6010B	3/14/2006	Chromium	87.7	2.2		mg/kg

Sample ID	Method Id	Date Collected	Parameter	Result	RL	Qual	Units
SCB3-Comp9	6010B	3/14/2006	Silver		0.013	U	mg/l
SCB3-Comp9	6010B	3/14/2006	Arsenic		0.024	U	mg/l
SCB3-Comp9	6010B	3/14/2006	Barium	1.1	0.0075		mg/l
SCB3-Comp9	6010B	3/14/2006	Cadmium		0.003	U	mg/l
SCB3-Comp9	6010B	3/14/2006	Chromium	0.09	0.015		mg/l
SCB3-Comp9	6010B	3/14/2006	Lead		0.013	U	mg/l
SCB3-Comp9	6010B	3/14/2006	Selenium		0.025	U	mg/l
SCB3-Comp9	7196A	3/14/2006	Chromium VI		2	U	mg/kg
SCB3-Comp9	7470A	3/14/2006	Mercury		0.0001	U	mg/l
SCB3-Comp9	8081A	3/14/2006	gamma-BHC (Lindane)		0.0005	U	mg/l
SCB3-Comp9	8081A	3/14/2006	Chlordane		0.005	U	mg/l
SCB3-Comp9	8081A	3/14/2006	Endrin		0.0005	U	mg/l
SCB3-Comp9	8081A	3/14/2006	Heptachlor		0.0005	U	mg/l
SCB3-Comp9	8081A	3/14/2006	Heptachlor epoxide		0.0005	U	mg/l
SCB3-Comp9	8081A	3/14/2006	Methoxychlor		0.0005	U	mg/l
SCB3-Comp9	8081A	3/14/2006	Toxaphene		0.005	U	mg/l
SCB3-Comp9	8082	3/14/2006	Aroclor-1016		100	U	ug/kg
SCB3-Comp9	8082	3/14/2006	Aroclor-1221		100	U	ug/kg
SCB3-Comp9	8082	3/14/2006	Aroclor-1232		100	U	ug/kg
SCB3-Comp9	8082	3/14/2006	Aroclor-1242		100	U	ug/kg
SCB3-Comp9	8082	3/14/2006	Aroclor-1248		100	U	ug/kg
SCB3-Comp9	8082	3/14/2006	Aroclor-1254		100	U	ug/kg
SCB3-Comp9	8082	3/14/2006	Aroclor-1260		100	U	ug/kg
SCB3-Comp9	8082	3/14/2006	Aroclor-1262		100	U	ug/kg
SCB3-Comp9	8082	3/14/2006	Aroclor-1268		100	U	ug/kg
SCB3-Comp9	8151A	3/14/2006	2,4-D		0.08	U	mg/l
SCB3-Comp9	8151A	3/14/2006	2,4,5-TP (Silvex)		0.08	U	mg/l
SCB3-Comp9	8260B	3/14/2006	Vinyl Chloride		0.005	U	mg/l
SCB3-Comp9	8260B	3/14/2006	1,1-Dichloroethene		0.002	U	mg/l
SCB3-Comp9	8260B	3/14/2006	Chloroform		0.005	U	mg/l
SCB3-Comp9	8260B	3/14/2006	1,2-Dichloroethane		0.002	U	mg/l
SCB3-Comp9	8260B	3/14/2006	Methyl Ethyl Ketone		0.005	U	mg/l
SCB3-Comp9	8260B	3/14/2006	Carbon Tetrachloride		0.002	U	mg/l
SCB3-Comp9	8260B	3/14/2006	Trichloroethene		0.001	U	mg/l
SCB3-Comp9	8260B	3/14/2006	Benzene		0.001	U	mg/l
SCB3-Comp9	8260B	3/14/2006	Tetrachloroethene		0.001	U	mg/l
SCB3-Comp9	8260B	3/14/2006	Chlorobenzene		0.005	U	mg/l
SCB3-Comp9	8270C	3/14/2006	o-Cresol		0.04	U	mg/l
SCB3-Comp9	8270C	3/14/2006	m&p-Cresol		0.04	U	mg/l
SCB3-Comp9	8270C	3/14/2006	2,4,6-Trichlorophenol		0.04	U	mg/l
SCB3-Comp9	8270C	3/14/2006	2,4,5-Trichlorophenol		0.04	U	mg/l
SCB3-Comp9	8270C	3/14/2006	Pentachlorophenol		0.16	U	mg/l
SCB3-Comp9	8270C	3/14/2006	1,4-Dichlorobenzene		0.04	U	mg/l
SCB3-Comp9	8270C	3/14/2006	Hexachloroethane		0.004	U	mg/l
SCB3-Comp9	8270C	3/14/2006	Nitrobenzene		0.004	U	mg/l
SCB3-Comp9	8270C	3/14/2006	Hexachlorobutadiene		0.008	U	mg/l
SCB3-Comp9	8270C	3/14/2006	2,4-Dinitrotoluene		0.008	U	mg/l
SCB3-Comp9	8270C	3/14/2006	Hexachlorobenzene		0.004	U	mg/l
SCB3-Comp9	8270C	3/14/2006	Pyridine		0.04	U	mg/l
SCB3-Comp9	9040B	3/14/2006	Corrosivity	11.89	0		std units
SCB3-Comp9	VOL1C 7.3.3	3/14/2006	Reactive Cyanide		25	U	mg/kg
SCB3-Comp9	VOL1C 7.3.4	3/14/2006	Reactive Sulfide		20	U	mg/kg

SEVERN TRENT STL

SUMMARY OF ANALYTICAL RESULTS: M875

Sample ID	SCB3-Comp1		SCB3-Comp2		SCB3-Comp3		SCB3-Comp4		SCB3-Comp5		SCB3-Comp6		SCB3-Comp7	
Lab Sample No.	708788		708789		708790		708791		708792		708793		708794	
Sampling Date	2/6/2006 0:00		2/6/2006 0:00		2/6/2006 0:00		2/6/2006 0:00		2/6/2006 0:00		2/6/2006 0:00		2/6/2006 0:00	
Matrix	SOLID		SOLID		SOLID		SOLID		SOLID		SOLID		SOLID	
Dilution Factor	1		1		1		1		1		1		1	
Units	mg/l		mg/l		mg/l		mg/l		mg/l		mg/l		mg/l	
TCLP PESTICIDES/PCBs														
2,4-D	0.08	U	0.08	U	0.08	U	0.08	U	0.08	U	0.08	U	0.08	U
2,4,5-TP (Silvex)	0.08	U	0.08	U	0.08	U	0.08	U	0.08	U	0.08	U	0.08	U

NR - Not analyzed.

U - The compound was not detected at the indicated concentration.

J - Data indicates the presence of a compound that meets the identification criteria. The result is less than the quantitation limit but greater than zero. The concentration given is an approximate value.

B - The analyte was found in the laboratory blank as well as the sample. This indicates possible laboratory contamination of the sample.

P - For dual column analysis, the percent difference between the quantitated concentrations on the two columns is greater than 40%

* - For dual column analysis, the lowest quantitated concentration is being reported due to coeluting interference.

Michael J Urban
Laboratory Director

SEVERN TRENT STL

SUMMARY OF ANALYTICAL RESULTS: M87

Sample ID	SCB3-Comp8	
Lab Sample No.	708795	
Sampling Date	2/6/2006 0:00	
Matrix	SOLID	
Dilution Factor	1	
Units	mg/l	
TCLP PESTICIDES/PCBs		
2,4-D	0.08	U
2,4,5-TP (Silvex)	0.08	U

NR - Not analyzed.
U - The compound was not detected at the indi
J - Data indicates the presence of a compound
The concentration given is an approximate v
B - The analyte was found in the laboratory bla
P - For dual column analysis, the percent differ
* - For dual column analysis, the lowest quantit

Michael J Urban
Laboratory Director

SEVERN TRENT STL

SUMMARY OF ANALYTICAL RESULTS: M875

Sample ID	115-WC-SCB3-1		115-WC-SCB3-2		115-WC-SCB3-3		115-WC-SCB3-4		115-WC-SCB3-5		115-WC-SCB3-6		115-WC-SCB3-7	
Lab Sample No.	706996		706997		706998		706999		707000		707001		707002	
Sampling Date	2/6/2006 0:00		2/6/2006 0:00		2/6/2006 0:00		2/6/2006 0:00		2/6/2006 0:00		2/6/2006 0:00		2/6/2006 0:00	
Matrix	SOLID		SOLID		SOLID		SOLID		SOLID		SOLID		SOLID	
Dilution Factor														
Units	mg/l		mg/l		mg/l		mg/l		mg/l		mg/l		mg/l	
TCLP METALS														
Chromium	0.21		0.46		0.03	B	0.12		0.02	B	0.11		0.015	U
Arsenic	NR		NR		NR		NR		NR		NR		NR	
Barium	NR		NR		NR		NR		NR		NR		NR	
Cadmium	NR		NR		NR		NR		NR		NR		NR	
Lead	NR		NR		NR		NR		NR		NR		NR	
Mercury	NR		NR		NR		NR		NR		NR		NR	
Selenium	NR		NR		NR		NR		NR		NR		NR	
Silver	NR		NR		NR		NR		NR		NR		NR	

NR - Not analyzed.

U - The compound was not detected at the indicated concentration.

B - Reported value is less than the Reporting Limit but greater than the Instrument Detection Limit.

N - The spiked sample recovery is not within control limits.

Michael J Urban
Laboratory Director

Generated on 3/24/2006 4:12:12 PM

SEVERN TRENT STL

SUMMARY OF ANALYTICA

Sample ID	115-WC-SCB3-8		115-WC-SCB3-9		115-WC-SCB3-10		115-WC-SCB3-11		115-WC-SCB3-12		115-WC-SCB3-13	115-WC-SCB3-14
Lab Sample No.	707003		707004		707005		707006		707007		707008	707009
Sampling Date	2/6/2006 0:00		2/6/2006 0:00		2/6/2006 0:00		2/6/2006 0:00		2/6/2006 0:00		2/6/2006 0:00	2/6/2006 0:00
Matrix	SOLID		SOLID		SOLID		SOLID		SOLID		SOLID	SOLID
Dilution Factor												
Units	mg/l		mg/l		mg/l		mg/l		mg/l		mg/l	mg/l
TCLP METALS												
Chromium	0.06		0.02	B	0.02	B	0.015	U	0.02	B	0.14	0.11
Arsenic	NR		NR		NR		NR		NR		NR	NR
Barium	NR		NR		NR		NR		NR		NR	NR
Cadmium	NR		NR		NR		NR		NR		NR	NR
Lead	NR		NR		NR		NR		NR		NR	NR
Mercury	NR		NR		NR		NR		NR		NR	NR
Selenium	NR		NR		NR		NR		NR		NR	NR
Silver	NR		NR		NR		NR		NR		NR	NR

NR - Not analyzed.
U - The compound was not d
B - Reported value is less th
N - The spiked sample recov

JM Ross for
Michael J Urban
Laboratory Director

Generated on 3/24/2006 4:1

SEVERN TRENT STL

SUMMARY OF ANALYTICA

Sample ID	115-WC-SCB3-15		115-WC-SCB3-16		115-WC-SCB3-17		115-WC-SCB3-18		115-WC-SCB3-19		115-WC-SCB3-20		115-WC-SCB3-21
Lab Sample No.	707010		707011		707012		707013		707014		707015		707016
Sampling Date	2/6/2006 0:00		2/6/2006 0:00		2/6/2006 0:00		2/6/2006 0:00		2/6/2006 0:00		2/6/2006 0:00		2/6/2006 0:00
Matrix	SOLID		SOLID		SOLID		SOLID		SOLID		SOLID		SOLID
Dilution Factor													
Units	mg/l		mg/l		mg/l		mg/l		mg/l		mg/l		mg/l
TCLP METALS													
Chromium	0.03	B	0.34		0.07		0.26		0.64		0.015	U	0.22
Arsenic	NR		NR		NR		NR		NR		NR		NR
Barium	NR		NR		NR		NR		NR		NR		NR
Cadmium	NR		NR		NR		NR		NR		NR		NR
Lead	NR		NR		NR		NR		NR		NR		NR
Mercury	NR		NR		NR		NR		NR		NR		NR
Selenium	NR		NR		NR		NR		NR		NR		NR
Silver	NR		NR		NR		NR		NR		NR		NR

NR - Not analyzed.
U - The compound was not d
B - Reported value is less tha
N - The spiked sample recov

Michael J Urban
Laboratory Director

Generated on 3/24/2006 4:1

SEVERN TRENT STL

SUMMARY OF ANALYTICA

Sample ID	115-WC-SCB3-22	115-WC-SCB3-23	115-WC-SCB3-24	115-WC-SCB3-25	115-WC-SCB3-26		115-WC-SCB3-27	115-WC-SCB3-28
Lab Sample No.	707017	707018	707019	707020	707021		707022	707023
Sampling Date	2/6/2006 0:00	2/6/2006 0:00	2/6/2006 0:00	2/6/2006 0:00	2/6/2006 0:00		2/6/2006 0:00	2/6/2006 0:00
Matrix	SOLID	SOLID	SOLID	SOLID	SOLID		SOLID	SOLID
Dilution Factor								
Units	mg/l	mg/l	mg/l	mg/l	mg/l		mg/l	mg/l
TCLP METALS								
Chromium	0.5	0.16	0.2	0.27	0.04	B	0.15	0.09
Arsenic	NR	NR	NR	NR	NR		NR	NR
Barium	NR	NR	NR	NR	NR		NR	NR
Cadmium	NR	NR	NR	NR	NR		NR	NR
Lead	NR	NR	NR	NR	NR		NR	NR
Mercury	NR	NR	NR	NR	NR		NR	NR
Selenium	NR	NR	NR	NR	NR		NR	NR
Silver	NR	NR	NR	NR	NR		NR	NR

NR - Not analyzed.
U - The compound was not d
B - Reported value is less tha
N - The spiked sample recov

Michael J Urban
Laboratory Director

Generated on 3/24/2006 4:1

SEVERN TRENT STL

SUMMARY OF ANALYTICA

Sample ID		115-WC-SCB3-29		115-WC-SCB3-30		115-WC-SCB3-31		115-WC-SCB3-32		115-WC-SCB3-33		115-WC-SCB3-34	
Lab Sample No.		707024		707025		707026		707027		707028		707029	
Sampling Date		2/6/2006 0:00		2/6/2006 0:00		2/6/2006 0:00		2/6/2006 0:00		2/6/2006 0:00		2/6/2006 0:00	
Matrix		SOLID		SOLID		SOLID		SOLID		SOLID		SOLID	
Dilution Factor													
Units		mg/l		mg/l		mg/l		mg/l		mg/l		mg/l	
TCLP METALS													
Chromium		0.015	U	0.02	B	0.015	U	0.15		0.04	B	0.13	
Arsenic		NR		NR		NR		NR		NR		NR	
Barium		NR		NR		NR		NR		NR		NR	
Cadmium		NR		NR		NR		NR		NR		NR	
Lead		NR		NR		NR		NR		NR		NR	
Mercury		NR		NR		NR		NR		NR		NR	
Selenium		NR		NR		NR		NR		NR		NR	
Silver		NR		NR		NR		NR		NR		NR	

NR - Not analyzed.
U - The compound was not d
B - Reported value is less tha
N - The spiked sample recov

Michael J Urban
Laboratory Director

Generated on 3/24/2006 4:1

SEVERN TRENT STL

SUMMARY OF ANALYTICA

Sample ID	115-WC-SCB3-35		115-WC-SCB3-36		115-WC-SCB3-37		115-WC-SCB3-38		115-WC-SCB3-39		115-WC-SCB3-40		115-WC-SCB3-41
Lab Sample No.	707030		707031		707032		707033		707034		707035		707036
Sampling Date	2/6/2006 0:00		2/6/2006 0:00		2/6/2006 0:00		2/6/2006 0:00		2/6/2006 0:00		2/6/2006 0:00		2/6/2006 0:00
Matrix	SOLID		SOLID		SOLID		SOLID		SOLID		SOLID		SOLID
Dilution Factor													
Units	mg/l		mg/l		mg/l		mg/l		mg/l		mg/l		mg/l
TCLP METALS													
Chromium	0.15		0.04	B	0.15		0.08		0.015	U	0.07		0.03
Arsenic	NR		NR		NR		NR		NR		NR		NR
Barium	NR		NR		NR		NR		NR		NR		NR
Cadmium	NR		NR		NR		NR		NR		NR		NR
Lead	NR		NR		NR		NR		NR		NR		NR
Mercury	NR		NR		NR		NR		NR		NR		NR
Selenium	NR		NR		NR		NR		NR		NR		NR
Silver	NR		NR		NR		NR		NR		NR		NR

NR - Not analyzed.
U - The compound was not d
B - Reported value is less tha
N - The spiked sample recov

Michael J Urban
Laboratory Director

Generated on 3/24/2006 4:1

SEVERN TRENT STL

SUMMARY OF ANALYTICA

Sample ID		115-WC-SCB3-42		115-WC-SCB3-43		115-WC-SCB3-44		115-WC-SCB3-45		SCB3-Comp1		SCB3-Comp2		SCB3-Comp3	
Lab Sample No.		707037		707038		707039		707040		708788		708789		708790	
Sampling Date		2/6/2006 0:00		2/6/2006 0:00		2/6/2006 0:00		2/6/2006 0:00		2/6/2006 0:00		2/6/2006 0:00		2/6/2006 0:00	
Matrix		SOLID		SOLID		SOLID		SOLID		SOLID		SOLID		SOLID	
Dilution Factor															
Units		mg/l		mg/l		mg/l		mg/l		mg/l		mg/l		mg/l	
TCLP METALS															
Chromium	B	0.08		0.11		0.18		0.008	U	NR		NR		NR	
Arsenic		NR		NR		NR		NR		0.024	U	0.024	U	0.024	U
Barium		NR		NR		NR		NR		0.39	B	0.46	B	0.26	B
Cadmium		NR		NR		NR		NR		0.003	U	0.003	U	0.003	U
Lead		NR		NR		NR		NR		0.013	U	0.013	U	0.013	U
Mercury		NR		NR		NR		NR		0.0001	U	0.0001	U	0.0001	U
Selenium		NR		NR		NR		NR		0.025	U	0.025	U	0.025	U
Silver		NR		NR		NR		NR		0.013	U	0.013	U	0.013	U

NR - Not analyzed.
U - The compound was not d
B - Reported value is less tha
N - The spiked sample recov

JJR Rossi for
Michael J Urban
Laboratory Director

Generated on 3/24/2006 4:1

SEVERN TRENT STL

SUMMARY OF ANALYTICA

Sample ID	SCB3-Comp4		SCB3-Comp5		SCB3-Comp6		SCB3-Comp7		SCB3-Comp8	
Lab Sample No.	708791		708792		708793		708794		708795	
Sampling Date	2/6/2006 0:00		2/6/2006 0:00		2/6/2006 0:00		2/6/2006 0:00		2/6/2006 0:00	
Matrix	SOLID		SOLID		SOLID		SOLID		SOLID	
Dilution Factor										
Units	mg/l		mg/l		mg/l		mg/l		mg/l	
TCLP METALS										
Chromium	NR		NR		NR		NR		NR	
Arsenic	0.024	U	0.024	U	0.024	U	0.024	U	0.024	U
Barium	0.14	B	0.14	B	0.15	B	0.18	B	0.31	B
Cadmium	0.003	U	0.003	U	0.003	U	0.003	U	0.003	U
Lead	0.013	U	0.013	U	0.013	U	0.15	B	0.013	U
Mercury	0.0001	U	0.0001	U	0.0001	U	0.0001	U	0.0001	U
Selenium	0.025	U	0.025	U	0.025	U	0.025	U	0.025	U
Silver	0.013	U	0.013	U	0.013	U	0.013	U	0.013	U

NR - Not analyzed.
U - The compound was not d
B - Reported value is less tha
N - The spiked sample recov

Michael J Urban
Laboratory Director

Generated on 3/24/2006 4:1

SEVERN TRENT STL

SUMMARY OF ANALYTICAL RESULTS: M875

The Action Levels listed reflect current STL Edison knowledge of the standards and are intended as general guidance for the user. Please consult appropriate regulations and cleanup standards for your specific application.

Sample ID	NJ Residential	NJ Non-Residential	NJ Impact to	SCB3-Comp1		SCB3-Comp2		SCB3-Comp3		SCB3-Comp4	
Lab Sample No.	Direct Contact	Direct Contact	Ground Water	708788		708789		708790		708791	
Sampling Date	Soil Cleanup	Soil Cleanup	Soil Cleanup	2/6/2006 0:00		2/6/2006 0:00		2/6/2006 0:00		2/6/2006 0:00	
Matrix	Criteria	Criteria	Criteria	SOLID		SOLID		SOLID		SOLID	
Dilution Factor											
Units											
WET CHEMISTRY											
Total Petroleum Hydrocarbons (418.1) (mg/kg)	NA	NA	NA	650		317		480		1150	
Ignitability (deg F)	NA	NA	NA	>160		>160		>160		>160	
Corrosivity (std units)	NA	NA	NA	11.94		12.09		11.76		11.56	
pH (std units)	NA	NA	NA	11.94		12.09		11.76		11.56	
Reactive Cyanide (mg/kg)	NA	NA	NA	25	U	25	U	25	U	25	U
Reactive Sulfide (mg/kg)	NA	NA	NA	20	U	20	U	20	U	20	U
Chromium VI (mg/kg)	NA	NA	NA	17.7		2	U	6.2		9.8	

NR - Not analyzed.

U - The compound was not detected at the indicated concentration.

Michael J Urban
Laboratory Director

Generated on 3/24/2006 4:12:13 PM

SEVERN TRENT STL

SUMMARY OF ANALYTICAL RESULTS: M87

The Action Levels listed reflect current STL
guidance for the user. Please consult appro

Sample ID	SCB3-Comp5		SCB3-Comp6		SCB3-Comp7		SCB3-Comp8	
Lab Sample No.	708792		708793		708794		708795	
Sampling Date	2/6/2006 0:00		2/6/2006 0:00		2/6/2006 0:00		2/6/2006 0:00	
Matrix	SOLID		SOLID		SOLID		SOLID	
Dilution Factor								
Units								
WET CHEMISTRY								
Total Petroleum Hydrocarbons (418.1) (mg/kg)	169		347		338		436	
Ignitability (deg F)	>160		>160		>160		>160	
Corrosivity (std units)	11.43		11.64		11.58		11.55	
pH (std units)	11.43		11.64		11.58		11.55	
Reactive Cyanide (mg/kg)	25	U	25	U	25	U	25	U
Reactive Sulfide (mg/kg)	20	U	20	U	20	U	20	U
Chromium VI (mg/kg)	2	U	NR		2	U	2	U

NR - Not analyzed.
U - The compound was not detected at the indi

for Rossi

Michael J Urban
Laboratory Director

Generated on 3/24/2006 4:12:13 PM

SEVERN TRENT STL

SUMMARY OF ANALYTICAL RESULTS: O644

Sample ID	115WC-SCB3-Comp9	
Lab Sample No.	715841	
Sampling Date	3/14/2006 0:00	
Matrix	SOLID	
Dilution Factor	1	
Units	mg/l	
TCLP PESTICIDES/PCBs		
2,4-D	0.08	U
2,4,5-TP (Silvex)	0.08	U

NR - Not analyzed.

U - The compound was not detected at the indicated concentration.

J - Data indicates the presence of a compound that meets the identification criteria. The result is less than the quantitation limit but greater than zero. The concentration given is an approximate value.

B - The analyte was found in the laboratory blank as well as the sample. This indicates possible laboratory contamination of the sample.

P - For dual column analysis, the percent difference between the quantitated concentrations on the two columns is greater than 40%

* - For dual column analysis, the lowest quantitated concentration is being reported due to coeluting interference.

3/23/06

Michael J Urban
Laboratory Director

SEVERN TRENT STL

SUMMARY OF ANALYTICAL RESULTS: O644

The Action Levels listed reflect current STL Edison knowledge of the standards and are intended as general guidance for the user. Please consult appropriate regulations and cleanup standards for your specific application.

Sample ID	NJ Residential	NJ Non-Residential	NJ Impact to	115WC-SCB3-Comp9	
Lab Sample No.	Direct Contact	Direct Contact	Ground Water	715841	
Sampling Date	Soil Cleanup	Soil Cleanup	Soil Cleanup	3/14/2006 0:00	
Matrix	Criteria	Criteria	Criteria	SOLID	
Dilution Factor					
Units	mg/kg	mg/kg	mg/kg	mg/kg	
METALS					
Chromium	NA	NA	NA	87.7	

NR - Not analyzed.
U - The compound was not detected at the indicated concentration.
B - Reported value is less than the Reporting Limit but greater than the Instrument Detection Limit.
N - The spiked sample recovery is not within control limits.

3/23/06

Michael J Urban
Laboratory Director

Generated on 3/23/2006 11:18:52 AM

SEVERN TRENT STL

SUMMARY OF ANALYTICAL RESULTS: O644

Sample ID	115WC-SCB3-Comp9	
Lab Sample No.	715841	
Sampling Date	3/14/2006 0:00	
Matrix	SOLID	
Dilution Factor		
Units	mg/l	
TCLP METALS		
Arsenic	0.024	U
Barium	1.1	
Cadmium	0.003	U
Chromium	0.09	
Lead	0.013	U
Mercury	0.0001	U
Selenium	0.025	U
Silver	0.013	U

NR - Not analyzed.
U - The compound was not detected at the indicated concentration.
B - Reported value is less than the Reporting Limit but greater than the Instrument Detection Limit.
N - The spiked sample recovery is not within control limits.

3/23/06

Michael J Urban
Laboratory Director

Generated on 3/23/2006 11:18:52 AM

SEVERN TRENT STL

SUMMARY OF ANALYTICAL RESULTS: O644

The Action Levels listed reflect current STL Edison knowledge of the standards and are intended as general guidance for the user. Please consult appropriate regulations and cleanup standards for your specific application.

Sample ID	NJ Residential	NJ Non-Residential	NJ Impact to	115WC-SCB3-Comp9	
Lab Sample No.	Direct Contact	Direct Contact	Ground Water	715841	
Sampling Date	Soil Cleanup	Soil Cleanup	Soil Cleanup	3/14/2006 0:00	
Matrix	Criteria	Criteria	Criteria	SOLID	
Dilution Factor					
Units					
WET CHEMISTRY					
Total Petroleum Hydrocarbons (418.1) (mg/kg)	NA	NA	NA	736	
Corrosivity (std units)	NA	NA	NA	11.89	
Ignitability (deg F)	NA	NA	NA	>160	
Reactive Cyanide (mg/kg)	NA	NA	NA	25	U
Reactive Sulfide (mg/kg)	NA	NA	NA	20	U
Chromium VI (mg/kg)	NA	NA	NA	2	U

NR - Not analyzed.
U - The compound was not detected at the indicated concentration.

3/23/06

Michael J Urban
Laboratory Director

Generated on 3/23/2006 11:18:53 AM

SEVERN TRENT STL

SDG NARRATIVE

STL EDISON

SDG No. M875

STL Edison Sample	Client_ID
706996	115-WC-SCB3-1
706997	115-WC-SCB3-2
706998	115-WC-SCB3-3
706999	115-WC-SCB3-4
707000	115-WC-SCB3-5
707001	115-WC-SCB3-6
707002	115-WC-SCB3-7
707003	115-WC-SCB3-8
707004	115-WC-SCB3-9
707005	115-WC-SCB3-10
707006	115-WC-SCB3-11
707007	115-WC-SCB3-12
707008	115-WC-SCB3-13
707009	115-WC-SCB3-14
707010	115-WC-SCB3-15
707011	115-WC-SCB3-16
707012	115-WC-SCB3-17
707013	115-WC-SCB3-18
707014	115-WC-SCB3-19
707015	115-WC-SCB3-20
707016	115-WC-SCB3-21
707017	115-WC-SCB3-22
707018	115-WC-SCB3-23
707019	115-WC-SCB3-24
707020	115-WC-SCB3-25
707021	115-WC-SCB3-26
707022	115-WC-SCB3-27
707023	115-WC-SCB3-28
707024	115-WC-SCB3-29
707025	115-WC-SCB3-30
707026	115-WC-SCB3-31

707027	115-WC-SCB3-32
707028	115-WC-SCB3-33
707029	115-WC-SCB3-34
707030	115-WC-SCB3-35
707031	115-WC-SCB3-36
707032	115-WC-SCB3-37
707033	115-WC-SCB3-38
707034	115-WC-SCB3-39
707035	115-WC-SCB3-40
707036	115-WC-SCB3-41
707037	115-WC-SCB3-42
707038	115-WC-SCB3-43
707039	115-WC-SCB3-44
707040	115-WC-SCB3-45
708788	115-WC-SCB3-Comp1
708788MS	115-WC-SCB3-Comp1MS
708788SD	115-WC-SCB3-Comp1MSD
708789	115-WC-SCB3-Comp2
708790	115-WC-SCB3-Comp3
708791	115-WC-SCB3-Comp4
708792	115-WC-SCB3-Comp5
708793	115-WC-SCB3-Comp6
708794	115-WC-SCB3-Comp7
708795	115-WC-SCB3-Comp8
708795MS	115-WC-SCB3-Comp8MS
708795SD	115-WC-SCB3-Comp8MSD
708796	115-WC-SCB3-Comp9
708796MS	115-WC-SCB3-Comp9MS
708796SD	115-WC-SCB3-Comp9MSD

Sample Receipt:

Sample results for composite sample 115-WC-SCB3-Comp9 are withdrawn by the lab. TCLP Pb results were inconsitant with results from the uncomposited samples.

The source of the Pb contamination could not be determined. Due to holding time issues, it was decided to resample the source samples of this composite and reanalyze the composited sample. Results for the resample will be reported in another data package.

Volatile Organic Analysis (GC/MS):

QA batch 1139 : MS/MSD % recoveries for Trichloroethene are biased high due to the breakdown of 1,1,1,2-Tetrachloroethane in the spike mix. Blank Spike meets all Q.C. limits.

Base/Neutral and/or Acid Extractable Organics (GC/MS):

All data conforms with method requirements.

Pesticides/PCBs:

Pesticide QA batch 3379 MS/MSD RPD for all compounds are biased high.

Metals:

All data conforms with method requirements.

Wet Chemistry \ Microbiology:

Reactive Cyanide spike recovery biased low (low recovery expected with this test procedure.)

Reactive Sulfide spike recovery biased low (low recovery attributed to matrix interference - blank spike recovery within Q.C. limits).

I certify that this data package is in compliance with the terms of the contract (OLCO2.1) both technically and for completeness, for other than the conditions detailed above. Release of the data contained in this package has been authorized by the Laboratory Manager or his designee

Michael J. Urban

Michael J.Urban
Laboratory Manager

Client ID: **SCB3-Comp9**
Site: **Study Area 7**

Lab Sample No: 708796
Lab Job No: M875

Date Sampled: 02/06/06
Date Received: 02/06/06

Matrix: LEACHATE
Level: LOW

TOXICITY CHARACTERISTIC LEACHING PROCEDURE

METALS ANALYSIS

Analyte	Analytical Result Units: mg/l	Regulatory Level Units: mg/l	Instrument Detection Limit	Qual	M
Arsenic	ND	5.0	0.024		P
Barium	1.4	100.0	0.0075		P
Cadmium	ND	1.0	0.0030		P
Lead	10.2	5.0	0.013		P
Mercury	ND	0.2	0.00010		CV
Selenium	ND	1.0	0.025		P
Silver	ND	5.0	0.013		P

Qual Column - Data Reporting Qualifiers (See Sec 2 of Report)
M Column - Method Code (See Section 2 of Report)

Client ID: **SCB3-Comp9**
Site: **Study Area 7**

Lab Sample No: 708796
Lab Job No: M875

Date Sampled: 02/06/06
Date Received: 02/06/06

Matrix: SOLID
Level: LOW
% Moisture: 30.3

METALS ANALYSIS

Analyte	Analytical Result Units: mg/kg (Dry Weight)	Instrument Detection Limit	Qual	M
Chromium	73.3	0.86		P

Qual Column - Data Reporting Qualifiers (See Sec 2 of Report)
M Column - Method Code (See Section 2 of Report)

Client ID: SCB3-Comp9
Site: Study Area 7

Lab Sample No: 708796
Lab Job No: M875

Date Sampled: 02/06/06
Date Received: 02/06/06
Date Prepped: 02/17/06
Date Analyzed: 02/21/06
Lab File ID: d51860.d

Leachate Volume: 5.0 ml
Dilution Factor: 1.0
GC Column: DB624
Instrument ID: VOAMS4.i

TOXICITY CHARACTERISTIC LEACHING PROCEDURE

VOLATILE ORGANICS - GC/MS

Parameter	Analytical Result Units: mg/l	Regulatory Level Units: mg/l	Quantitation Limit Units: mg/l
Vinyl Chloride	ND	0.2	0.0050
1,1-Dichloroethene	ND	0.7	0.0020
Chloroform	ND	6.0	0.0050
1,2-Dichloroethane	ND	0.5	0.0020
Methyl Ethyl Ketone	ND	200	0.0050
Carbon Tetrachloride	ND	0.5	0.0020
Trichloroethene	ND	0.5	0.0010
Benzene	ND	0.5	0.0010
Tetrachloroethene	ND	0.7	0.0010
Chlorobenzene	ND	100	0.0050

Client ID: SCB3-Comp9
Site: Study Area 7

Lab Sample No: 708796
Lab Job No: M875

Date Sampled: 02/06/06
Date Received: 02/06/06
Date Prepped: 02/17/06
Date Extacted: 02/17/06
Date Analyzed: 02/21/06
Lab File ID: u27842.d

Leachate Volume: 250.0 ml
Extract Final Volume: 2.0 ml
Dilution Factor: 1.0
GC Column: DB-5
Instrument ID: BNAMS4.i

TOXICITY CHARACTERISTIC LEACHING PROCEDURE

EXTRACTABLE ORGANICS

Parameter	Analytical Result Units: mg/l	Regulatory Level Units: mg/l	Quantitation Limit Units: mg/l
o-Cresol	ND	200(a)	0.040
m&p-Cresol	ND	200(a)	0.040
2,4,6-Trichlorophenol	ND	2.0	0.040
2,4,5-Trichlorophenol	ND	400	0.040
Pentachlorophenol	ND	100	0.16
1,4-Dichlorobenzene	ND	7.5	0.040
Hexachloroethane	ND	3.0	0.0040
Nitrobenzene	ND	2.0	0.0040
Hexachlorobutadiene	ND	0.5	0.0080
2,4-Dinitrotoluene	ND	0.13	0.0080
Hexachlorobenzene	ND	0.13	0.0040
Pyridine	ND	5.0	0.040

(a) If o-, m-, and p-cresol concentrations cannot be differentiated, the total cresol concentration is used. The regulatory level of total cresol is 200 mg/l.

Client ID: **SCB3-Comp9**
Site: Study Area 7

Lab Sample ID: **708796**
Lab Job No: M875

Date Sampled: 02/06/06
Date Received: 02/06/06
Date Prepped: 02/17/06
Date Extracted: 02/17/06
Date Analyzed: 02/20/06
Front File ID: pf020455.d
Rear File ID: pr020455.d

Leachate Volume: 100 ml
Extract Final Volume: 5.0 ml
Dilution Factor: 1.0
GC Front Column: StxCLP2
GC Rear Column: StxCLP1
Instrument ID: PESTGC5.i

TOXICITY CHARACTERISTIC LEACHING PROCEDURE
ORGANOCHLORINE PESTICIDES

Parameter	Analytical Result Units: mg/l	Regulatory Level Units: mg/l	Quantitation Limit Units: mg/l	Column
gamma-BHC (Lindane)	ND	0.4	0.00050	R
Chlordane	ND	0.03	0.0050	R
Endrin	ND	0.02	0.00050	R
Heptachlor	ND	0.008(b)	0.00050	R
Heptachlor epoxide	ND	0.008(b)	0.00050	R
Methoxychlor	ND	10.0	0.00050	R
Toxaphene	ND	0.5	0.0050	R

(b) The regulatory level for Heptachlor and Heptachlor Epoxide is for the total of both compounds.

Client ID: SCB3-Comp9
Site: Study Area 7

Lab Sample ID: 708796
Lab Job No: M875

Date Sampled: 02/06/06
Date Received: 02/06/06
Date Extracted: 02/16/06
Date Analyzed: 02/16/06
GC Front Column: StxCLP2
GC Rear Column: StxCLP1
Instrument ID: PESTGC9.i
Front File ID: vf403278.d
Rear File ID: vr403278.d

Matrix: SOIL
Level: LOW
Sample Weight: 15 g
Extract Final Volume: 10.0 ml
Dilution Factor: 1.0
% Moisture: 30

ORGANOCHLORINE PCBs - GC/ECD
METHOD 8082

Parameter	Analytical Results Units: ug/kg (Dry Weight)	Quantitation Limit Units: ug/kg	Column
Aroclor-1016	ND	96	R
Aroclor-1221	ND	96	R
Aroclor-1232	ND	96	R
Aroclor-1242	ND	96	R
Aroclor-1248	ND	96	R
Aroclor-1254	ND	96	R
Aroclor-1260	ND	96	R
Aroclor-1262	ND	96	R
Aroclor-1268	ND	96	R

Client ID: **SCB3-Comp9**
Site: Study Area 7

Lab Sample ID: **708796**
Lab Job No: M875

Date Sampled: 02/06/06
Date Received: 02/06/06
Date Prepped: 02/17/06
Date Extracted: 02/17/06
Date Analyzed: 02/21/06
Front File ID: zf082064.d
Rear File ID: zr082064.d

Leachate Volume: 15 ml
Extract Final Volume: 5.0 ml
Dilution Factor: 1.0
GC Front Column: DB-5
GC Rear Column: DB-608
Instrument ID: PESTGC3.i

TOXICITY CHARACTERISTIC LEACHING PROCEDURE
ORGANOCHLORINE HERBICIDES

Parameter	Analytical Result Units: mg/l	Regulatory Level Units: mg/l	Quantitation Limit Units: mg/l	Column
2,4-D	ND	10.0	0.080	R
2,4,5-TP (Silvex)	ND	1.0	0.080	R

Site: Study Area 7
Matrix: SOIL

Lab Job No: M875
QA Batch: 2846

Corrosivity (pH)

STL Edison Sample #	Client ID	Date Sampled	Date Analyzed	Analytical Result Units: std units
708788	SCB3-Comp1	02/06/06	02/16/06	11.94
708789	SCB3-Comp2	02/06/06	02/16/06	12.09
708790	SCB3-Comp3	02/06/06	02/16/06	11.76
708791	SCB3-Comp4	02/06/06	02/16/06	11.56
708792	SCB3-Comp5	02/06/06	02/16/06	11.43
708793	SCB3-Comp6	02/06/06	02/16/06	11.64
708794	SCB3-Comp7	02/06/06	02/16/06	11.58
708795	SCB3-Comp8	02/06/06	02/16/06	11.55
* 708796	SCB3-Comp9	02/06/06	02/16/06	12.06

* Not included in STOCK PILE

Site: Study Area 7
Matrix: SOIL

Lab Job No: M875
QA Batch: 1959

Ignitability

STL Edison Sample #	Client ID	Date Sampled	Date Analyzed	Flashpoint Units: deg F
708788	SCB3-Comp1	02/06/06	02/16/06	>160
708789	SCB3-Comp2	02/06/06	02/16/06	>160
708790	SCB3-Comp3	02/06/06	02/16/06	>160
708791	SCB3-Comp4	02/06/06	02/16/06	>160
708792	SCB3-Comp5	02/06/06	02/16/06	>160
708793	SCB3-Comp6	02/06/06	02/16/06	>160
708794	SCB3-Comp7	02/06/06	02/16/06	>160
708795	SCB3-Comp8	02/06/06	02/16/06	>160
* 708796	SCB3-Comp9	02/06/06	02/16/06	>160

* Not included in stock pile

Site: Study Area 7 Lab Job No: M875

Matrix: SOIL QA Batch: 1837

Reactive Cyanide

STL Edison Sample #	Client ID	Date Sampled	Date Extracted	Date Analyzed	Dilution Factor	Analytical Result Units: mg/kg
708788	SCB3-Comp1	02/06/06	02/20/06	02/20/06	2.0	ND
708789	SCB3-Comp2	02/06/06	02/20/06	02/20/06	2.0	ND
708790	SCB3-Comp3	02/06/06	02/20/06	02/20/06	2.0	ND
708791	SCB3-Comp4	02/06/06	02/20/06	02/20/06	2.0	ND
708792	SCB3-Comp5	02/06/06	02/20/06	02/20/06	2.0	ND
708793	SCB3-Comp6	02/06/06	02/20/06	02/20/06	2.0	ND
708794	SCB3-Comp7	02/06/06	02/20/06	02/20/06	2.0	ND
708795	SCB3-Comp8	02/06/06	02/20/06	02/20/06	2.0	ND
☆ 708796	SCB3-Comp9	02/06/06	02/20/06	02/20/06	2.0	ND

Quantitation Limit for Reactive Cyanide is 25.0 mg/kg for an undiluted sample.

☆Not included in stock pile

Site: Study Area 7
Matrix: SOIL

Lab Job No: M875
QA Batch: 1843

Reactive Sulfide

STL Edison Sample #	Client ID	Date Sampled	Date Extracted	Date Analyzed	Dilution Factor	Analytical Result Units: mg/kg
708788	SCB3-Comp1	02/06/06	02/20/06	02/20/06	2.0	ND
708789	SCB3-Comp2	02/06/06	02/20/06	02/20/06	2.0	ND
708790	SCB3-Comp3	02/06/06	02/20/06	02/20/06	2.0	ND
708791	SCB3-Comp4	02/06/06	02/20/06	02/20/06	2.0	ND
708792	SCB3-Comp5	02/06/06	02/20/06	02/20/06	2.0	ND
708793	SCB3-Comp6	02/06/06	02/20/06	02/20/06	2.0	ND
708794	SCB3-Comp7	02/06/06	02/20/06	02/20/06	2.0	ND
708795	SCB3-Comp8	02/06/06	02/20/06	02/20/06	2.0	ND
★ 708796	SCB3-Comp9	02/06/06	02/20/06	02/20/06	2.0	ND

Quantitation Limit for Reactive Sulfide is 20.0 mg/kg for an undiluted sample.

★ Not included in stockpile

Site: Study Area 7 Lab Job No: M875

Matrix: SOIL QA Batch: 8586

Total Petroleum Hydrocarbons (418.1)

STL Edison Sample #	Client ID	Date Sampled	Date Extracted	Date Analyzed	Percent Moisture	Dilution Factor	Analytical Result Units: mg/kg
708788	SCB3-Comp1	02/06/06	02/17/06	02/21/06	34.7	1.0	650
708789	SCB3-Comp2	02/06/06	02/17/06	02/21/06	31.3	1.0	317
708790	SCB3-Comp3	02/06/06	02/17/06	02/21/06	32.9	1.0	480
708791	SCB3-Comp4	02/06/06	02/17/06	02/21/06	31.7	1.0	1150
708792	SCB3-Comp5	02/06/06	02/17/06	02/21/06	27.8	1.0	169
708793	SCB3-Comp6	02/06/06	02/17/06	02/21/06	29.4	2.0	347
708794	SCB3-Comp7	02/06/06	02/17/06	02/21/06	33.1	1.0	338
708795	SCB3-Comp8	02/06/06	02/17/06	02/21/06	30.7	1.0	436
* 708796	SCB3-Comp9	02/06/06	02/17/06	02/21/06	30.3	1.0	364

Quantitation Limit for Total Petroleum Hydrocarbons (418.1) is 25.0 mg/kg.

* Not included in stockpile

Site: Study Area 7 Lab Job No: M875

Matrix: SOIL QA Batch: 3854

Chromium VI

STL Edison Sample #	Client ID	Date Sampled	Date Extracted	Date Analyzed	Percent Moisture	Dilution Factor	Analytical Result Units: mg/kg
708788	SCB3-Comp1	02/06/06	02/20/06	02/21/06	34.7	1.0	17.7
708789	SCB3-Comp2	02/06/06	02/20/06	02/21/06	31.3	1.0	ND
708790	SCB3-Comp3	02/06/06	02/20/06	02/21/06	32.9	1.0	6.2
708791	SCB3-Comp4	02/06/06	02/20/06	02/21/06	31.7	1.0	9.8
708792	SCB3-Comp5	02/06/06	02/20/06	02/21/06	27.8	1.0	ND
708794	SCB3-Comp7	02/06/06	02/20/06	02/21/06	33.1	1.0	ND
708795	SCB3-Comp8	02/06/06	02/20/06	02/21/06	30.7	1.0	ND
* 708796	SCB3-Comp9	02/06/06	02/20/06	02/21/06	30.3	1.0	ND

Quantitation Limit for Chromium VI is 2.0 mg/kg.

* NOT INCLUDED IN STOCKPILE

WASTE MANAGEMENT

(WP-13)

GENERATOR'S WASTE PROFILE SHEET

PLEASE PRINT IN INK OR TYPE

Service Agreeement on File? ☐ Yes ☐ No Profile Number: WMI

Renewal Date: _____

A. Waste Generator Information

1. Generator Name: HONEYWELL INTERNATIONAL
2. SIC Code: N/A
3. Facility Street Address: 441 - ROUTE 440
4. Phone: 973-455-2175
5. Facility City: JERSEY CITY
6. State/Province: NEW JERSEY
7. Zip/Postal Code: 07305
8. Generator USEPA/Federal ID #: NJD986581437
9. County: HUDSON
10. State/Province ID #: NJ INA.
11. Customer Name: HONEYWELL INTERNATIONAL
12. Customer Phone: 973-455-2175
13. Customer Contact: WILLIAM J. HAGUE
14. Customer Fax: 973-455-2315

B. Waste Stream Information

1. Name of Waste: ID-27 NON HAZARDOUS SOIL
2. State Waste Code: N/A
3. Process Generating Waste: EXCAVATING IMPORTED FILL MATERIAL THAT WAS UTILIZED FOR A WORK PLATFORM FOR HEAVEY CONSTRUCTION EQUIPMENT
4. Estimated Annual Volume: 1,700 ☐ Tons ☒ Yards ☐ Other (specify) _____
5. Personal Protective Equipment Requirements GLOVES, DUST MASK.
6. Transporter/Transfer Station RCC CONTRACTING / VALERO
7. Is this a US Department of Transportation (USDOT) Hazardous Material? (If no, skip 8, 9 & 10) ☐ Yes ☒ No
8. Reportable Quantity (lbs.;kgs.): _____ 9. Hazardous Class/ID #: _____
10. USDOT Shipping Name: _____

☒ Check if additional information is attached. Indicate the number of attached pages: ____

C. Generator's Certification (Please check appropriate responses, sign, and date below.)

1. Is the waste represented by this waste profile sheet a "Hazardous Waste," as defined by USEPA, Canadian, Mexican and/or state/province regulation, in the location where generated or ultimately managed? ☐ Yes ☒ No
2. Does the waste represented by this waste profile sheet contain regulated radioactive material or regulated concentrations of Polychlorinated Biphenyls (PCBs)? ☐ Yes ☒ No
3. Does this waste profile sheet and all attachments contain true and accurate descriptions of the waste material? ☒ Yes ☐ No
4. Has all relevant information within the possession of the Generator regarding known or suspected hazards pertaining to the waste been disclosed to the Contractor? ☒ Yes ☐ No
5. Is the analytical data attached hereto derived from testing a representative sample in accordance with 40 CFR 261.20 (c) or equivalent rules? ☐ N/A ☒ Yes ☐ No
6. Will all changes that occur in the character of the waste be identified by the Generator and disclosed to the Contractor prior to providing the waste to the Contractor? ☒ Yes ☐ No

Certification Signature & Date × Wm J Hague Title: DIRECTOR - REMEDIATION DESIGN & CONSTRUCTION

Name (Type or Print): WILLIAM J. HAGUE. Customer Name: HONEYWELL INTERNATIONAL

D. WMI Management's Decision

1. Management Method: ☐ Landfill ☐ Solidify ☐ Bioremediation ☐ Other (specify) _____
2. Proposed Ultimate Management Facility: _____ 3. Hours of Acceptence: _____ ☐ N/A
4. Supplemental Information: _____
5. Precautions, Special Handling Procedures, or Limitations on Approval: _____

Special Waste Decision: ☐ Approved ☐ Disapproved

Salesperson's Signature: _____ Date: _____

Division Approval Signature (Optional): _____ Date: _____

Special Waste Approvals Person Signature _____ Date: _____

60 Kellogg Street,
Jersey City NJ07305
Phone: 201-395-0573
Fax: 201-395-0578

Construction Management Team
Study Area 7

JUNE 16, 2008

NJMC
1 DE KORTE PARK PLAZA
LYNDHURST, NJ 07071
ATTENTION: MR. CHRIS DOUR

SUBJECT: 1,700 TONS OF NON HAZARDOUS SOIL LOCATED AT HONEYWELL (SA-7) FACILITY, 441 ROUTE 440, JERSEY CITY, NJ.

DEAR MR. DOUR,

Enclosed is a submittal for a total 1,700 tons of non-hazardous ID-27 soil that is being proposed to NJMC for disposal. This submittal is for excavated work platform material, which is designated as WP-13. This material will be generated from the removal of a work platform that was constructed of SCB material from the construction of the Barrier wall and imported backfill, which was utilized to for heavy construction equipment stability during site construction activities. The following items that are require as part of the NJMC approval process for direct landfill to 1-E landfill or NJMC Keegan are enclosed for your review;

- Waste Management Profile for WP-13
- Copy of the certified analytical report prepared by Accutest.
- Spreadsheet data result.
- Sampling Plan for WP-13
- Sampling Diagram (Figure 1)
- Generators Indemnification and ID-27 Certification letter.

Also, as can be seen on the enclosed **FIGURE 1,** 1 grid sample point reported a TCLP chromium result above the hazardous limit of 5 mg/l. This 1 grid is deemed hazardous and will be isolated from the other clean grids prior to disposal to your facility. In order to assure that cross contamination will not occur, a conservative approach of only shipping NJMC soil that contain TCLP chrome concentration below 3 mg/l as indicated on the enclosed **FIGURE 1**. Therefore Honeywell is only proposing to dispose of 1,700 cubic yards instead of 2,200 to NJMC.

If you should have any question or comments, please do not hesitate to contact me at 201-395-0573 or 609-915-7388.

SINCERELY

DINO CICCONE
SA-7 WASTE MANAGER

CC:

WILLIAM HAGUE (HONEYWELL)
HELEN FAHEY (HONEYWELL)
SA-7 SITE FILE NO: 31.1

Honeywell
P.O. Box 1057
Morristown, NJ 07962-1057

INDEMNIFICATION
(WP-13)

Date: **June 16, 2008**

Honeywell International warrants that each load delivered to the NJMC 1-E Landfill or NJMC Keegan Landfill include only **ID-27 Non Hazardous Soil**. Information on all these wastes has been provided to the NJMC and these wastes are non-hazardous as defined by the New Jersey Department of Environmental Protection under NJAC 7:26-2.13(g)(1)vii. These wastes are generated at **Honeywell International, 441 Route 440 Jersey City New Jersey 07305.**

Honeywell International further agrees to indemnify the New Jersey Meadowlands Commission and the 1-E Landfill operator against any and all claims, losses, or damages caused in whole or in part by breach of this warranty. **Honeywell International** understands that should the Commission or the landfill operator's personnel deem any or all of this material unacceptable at any time it will be rejected.

CERTIFICATION SIGNATURE: _____ TITLE: **Director - Remediation Design & Construction**

NAME (PRINT): **William J. Hague** COMPANY NAME: **Honeywell International**

Honeywell
P.O. Box 1057
Morristown, NJ 07962-1057

ID 27 CERTIFICATION LETTER (WP13)

DATE OF DISPOSAL:_____

CHRISTOPHER L. DOUR, P.E., P.P.
NJ MEADOWLANDS COMMISSION
ERIE LANDFILL
ONE DEKORTE PARK PLAZA
LYNDHURST, NEW JERSEY 07071

RE: NJMC 1-E LANDFILL OR NJMC KEEGAN LANDFILL
ID 27 WASTE DISPOSAL

DEAR MR. DOUR:

This letter is to certify that (_____) Vehicle ID (_____)
Insert Hauler's Name NJDEP Decal #
scheduled for delivery today from **Honeywell International, 441 Route 440 Jersey City New Jersey 07305** includes the following materials **ID-27 Non Hazardous Soil**.

We certify that this load contains no RCRA defined hazardous wastes or toxic materials based on representative analytical information and/or MSDS sheets submitted to the Commission. All bags, steel, poly and/or glass containers meet or exceed the RCRA definition for "empty" under RCRA 40 CFR Part 261.7, and all containers are crushed.

MSDS sheets and/or analytical information are on file with the NJ Meadowlands Commission and Waste Management for this material, which certifies that the material is non-hazardous. **Only the materials listed above are contained in this load.**

If you have any further questions regarding these materials or this information, please contact

William J. Hague @ **973-455-2175**
Company Representative telephone number

I understand that should the material contained in the load differ from what is stated above, the load will be rejected, and any costs incurred for reloading the waste will be paid for by

HONEYWELL INTERNATIONAL

SINCERELY,

NAME: _____

TITLE: Director – Remediation Design & Construction

WASTE CLASSIFICATION PROTOCOL

For

IN-SITU WORK PLATFORM MATERIAL

WP-13

LOCATED AT THE
SA-7 FACILITY
441 ROUTE 440
JERSEY CITY, NEW JERSEY

PREPARED BY:

SA-7 Construction Management Team
60 KELLOGG STREET
JERSEY CITY, NJ 07307
DINO CICCONE

DATE: February 27, 2008
File No: Sampling and Analysis 31.3

1.0 PURPOSE

The purpose of this document is to establish in-situ characterization of soil prior to being excavated. In-situ sampling will allow for direct load-out and unnecessary double handling of material or stockpile management. The material that will be sampled is known as the Work Platform material, located at the SA-7 facility in Jersey City, New Jersey. The work platform was constructed of imported backfill and excess SCB material from the barrier wall construction activities. The material was placed on top of existing asphalt in order to make a level working platform for heavy construction equipment stability during site construction activities. The area to have in-situ sampling completed is the South Work Platform designated as WP-13. This sampling protocol is to determine if the Work Platform material is acceptable for direct landfill to NJMC. The soil will be analyzed for New Jersey Department of Environmental Protection (DEP) ID27 parameters. This includes Toxicity Characteristic Leaching Procedure (TCLP) tests for metals and full organics, RCRA characteristics (ignitability, corrosivity, and reactivity), PCB's, and Total Petroleum Hydrocarbon's (TPH), as well as Herbicides/Pesticides. Additionally total chromium and hexavalent chromium will be performed on the samples.

The results will be compared to RCRA hazardous limit outlined in N.J.A.C 7:26-8.12 Table 1.This sampling protocol will be used by Honeywell to classify the Work Platform material as hazardous or non-hazardous.

2.0 SAMPLE COLLECTION

The key to characterizing the South Work Platform material is to determine the appropriate number of representative samples to be collected. The sampling areas should be field measure and a volume should be calculated. The New Jersey Department of Environmental Protection (NJDEP) has established a protocol for obtaining representative samples in support of obtaining a letter of classification. Appendix 1 of the NJDEP August 2001 "Waste Classification Request Form and Instructions" manual was used as a reference to develop this protocol. It should be noted that the NJDEP manual is based on Chapter 7 of EPA's guidance document 230/02-89-042, "Methods for Evaluating the Attainment of Cleanup Standards, Volume 1: Soils and Solid Media". Therefore, the NJDEP manual provides an appropriate reference in the development of this sampling

protocol. The following definitions have been established for this document:

"Grid": *a unit of waste designated for sampling, the boundary of which extends to three dimensions.*

"Grid Composite": *a sample obtained by compositing the required number of samples from a grid on an equal weight basis.*

"Area Composite": *a sample obtained by compositing two or more "grid composites", on an equal weight basis at the laboratory, resulting in a sample representing multiple grids.*

SOUTH WORK PLATFORM WP-13

1. Calculated Volume: *2,200 cubic yards*
2. Divide the area into 45 grids (grid volumes are 40-50 cubic yards per grid). See Figure 1 for area and grid layouts.
3. Collect a "grid composite" of 1 discrete sample at random for each 20 cubic yards within the grid for each 45 grids[1].
4. Submit all 45 samples to Accutest Laboratory (See **Section 3.0**).

The NJDEP allows the compositing of up to five adjacent homogeneous "grid composite" samples by the laboratory to create an "area composite". The compositing of the "grid composite" into the "area composite" will only be completed after the initial request of TCLP chrome analysis are completed on all 45 "grid composites". Due to the additional level of uncertainty and to have the ability to segregate grids (if necessary) within an effective period of time, "area composites" are not recommended until after the TCLP chrome results are received , for the purposes of this document.

3.0 SAMPLE ANALYSIS, PRESERVATION AND HANDLING

Sample collection, preservation and handling must be performed in accordance with the latest edition of "New Jersey Department of Environmental Protection, Field Procedure Manual (August 2005).

All 45 "grid composite" samples for WP-13 will be analyzed for TCLP Chrome. Once the

1 All discrete samples within a grid composite will be homogenized prior to being sent out to the laboratory.

results are received and reviewed then "area composites" for WP-13 will be created at the laboratory for the following additional parameters.

- TCLP metals and Full Organics
- RCRA Characteristics (Ignitability, Corrosivity and Reactivity)
- PCB's, Herbicides and Pesticides
- Total Petroleum Hydrocarbon's

4.0 SHIPPING AND HANDLING

The 45 samples will be shipped from the SA-7 facility in Jersey City, New Jersey to the Accutest in Dayton, New Jersey via Accutest carrier. All samples are to maintain a 4 degree Celsius temperature during collection and transportation.

5.0 DECONTAMINATION PROCEDURES

All sampling equipment will be decontaminated after each sample collection. The sampling equipment will be decontaminated using the following procedures:

- Scrub in non-phosphate soap solution
- Deionized (DI) water rinse
- 10% Nitric Acid rinse (for inorganics)
- City water rinse
- DI rinse

WP-13 INSITU WORK PLATFORM SAMPLING

TCLP Chromium Result List

Sample ID	Date Collected	Result	RL	Units
115-WC-WP13-1A	3/4/2008	0.18	0.01	mg/l
115-WC-WP13-2A	3/4/2008	3.5	0.01	mg/l
115-WC-WP13-3A	3/4/2008	2.7	0.01	mg/l
115-WC-WP13-4A	3/4/2008	0.15	0.01	mg/l
115-WC-WP13-5A	3/4/2008	2.4	0.01	mg/l
115-WC-WP13-6A	3/4/2008	0.071	0.01	mg/l
115-WC-WP13-7A	3/4/2008	0.084	0.01	mg/l
115-WC-WP13-8A	3/5/2008	2.4	0.01	mg/l
115-WC-WP13-9A	3/5/2008	2.5	0.01	mg/l
115-WC-WP13-10A	3/5/2008	0.065	0.01	mg/l
115-WC-WP13-11A	3/6/2008	2.6	0.01	mg/l
115-WC-WP13-12A	3/6/2008	0.14	0.01	mg/l
115-WC-WP13-13A	3/6/2008	0.096	0.01	mg/l
115-WC-WP13-14A	3/6/2008	0.061	0.01	mg/l
115-WC-WP13-15A	3/6/2008	1.3	0.01	mg/l
115-WC-WP13-16A	3/6/2008	0.12	0.01	mg/l
115-WC-WP13-17A	3/6/2008	1	0.01	mg/l
115-WC-WP13-18A	3/6/2008	0.99	0.01	mg/l
115-WC-WP13-19A	3/6/2008	1.2	0.01	mg/l
115-WC-WP13-20A	3/5/2008	0.086	0.01	mg/l
115-WC-WP13-21A	3/5/2008	0.25	0.01	mg/l
115-WC-WP13-22A	3/5/2008	0.11	0.01	mg/l
115-WC-WP13-23A	3/5/2008	0.24	0.01	mg/l
115-WC-WP13-24A	3/5/2008	0.23	0.01	mg/l
115-WC-WP13-1B	3/6/2008	0.38	0.01	mg/l
115-WC-WP13-2B	3/6/2008	0.38	0.01	mg/l
115-WC-WP13-3B	3/6/2008	3.6	0.01	mg/l
115-WC-WP13-4B	3/6/2008	2.5	0.01	mg/l
115-WC-WP13-5B	3/6/2008	2.2	0.01	mg/l
115-WC-WP13-6B	3/6/2008	2.3	0.01	mg/l
115-WC-WP13-7B	3/6/2008	0.085	0.01	mg/l
115-WC-WP13-8B	3/6/2008	2	0.01	mg/l
115-WC-WP13-9B	3/6/2008	9.4	0.01	mg/l
115-WC-WP13-10B	3/6/2008	0.062	0.01	mg/l
115-WC-WP13-11B	3/5/2008	0.065	0.01	mg/l
115-WC-WP13-12B	3/5/2008	1.7	0.01	mg/l
115-WC-WP13-13B	3/5/2008	1.8	0.01	mg/l
115-WC-WP13-14B	3/5/2008	2	0.01	mg/l
115-WC-WP13-15B	3/5/2008	1.9	0.01	mg/l
115-WC-WP13-16B	3/5/2008	1	0.01	mg/l
115-WC-WP13-17B	3/5/2008	1.3	0.01	mg/l
115-WC-WP13-18B	3/5/2008	0.71	0.01	mg/l
115-WC-WP13-19B	3/5/2008	1.2	0.01	mg/l
115-WC-WP13-20B	3/5/2008	1.3	0.01	mg/l
115-WC-WP13-21B	3/5/2008	0.32	0.01	mg/l

Table Notes:

RL - Reporting Limit

U - The compound was not detected at the indicated concentration.

Shaded area represents a results above the RCRA Standard.

WP-13 INSITU SAMPLING

WASTE CHARACTERIZATION RESULT LIST

Sample ID	Date Collected	Parameter	Result	RL	Units
SAMPLE ID: WP13-COMP-1					
WP13-Comp-1	3/4/2008	Arsenic	<0.50	0.5	mg/l
WP13-Comp-1	3/4/2008	Barium	<1.0	1.0	mg/l
WP13-Comp-1	3/4/2008	Cadmium	<0.0050	0.005	mg/l
WP13-Comp-1	3/4/2008	Lead	<0.50	0.5	mg/l
WP13-Comp-1	3/4/2008	Mercury	<0.00020	0.0002	mg/l
WP13-Comp-1	3/4/2008	Selenium	<0.50	0.5	mg/l
WP13-Comp-1	3/4/2008	Silver	<0.010	0.01	mg/l
WP13-Comp-1	3/4/2008	Chromium VI	28.1	1.4	mg/kg
WP13-Comp-1	3/4/2008	Total Chromium	381	1.3	mg/kg
WP13-Comp-1	3/4/2008	2,4-D	ND	0.005	mg/l
WP13-Comp-1	3/4/2008	2,4,5-TP (Silvex)	ND	0.0015	mg/l
WP13-Comp-1	3/4/2008	gamma-BHC (Lindane)	ND	0.0002	mg/l
WP13-Comp-1	3/4/2008	Chlordane	ND	0.005	mg/l
WP13-Comp-1	3/4/2008	Endrin	ND	0.0002	mg/l
WP13-Comp-1	3/4/2008	Heptachlor	ND	0.0002	mg/l
WP13-Comp-1	3/4/2008	Heptachlor epoxide	ND	0.0002	mg/l
WP13-Comp-1	3/4/2008	Methoxychlor	ND	0.0005	mg/l
WP13-Comp-1	3/4/2008	Toxaphene	ND	0.0025	mg/l
WP13-Comp-1	3/4/2008	Aroclor-1016	ND	45	ug/kg
WP13-Comp-1	3/4/2008	Aroclor-1221	ND	45	ug/kg
WP13-Comp-1	3/4/2008	Aroclor-1232	ND	45	ug/kg
WP13-Comp-1	3/4/2008	Aroclor-1242	ND	45	ug/kg
WP13-Comp-1	3/4/2008	Aroclor-1248	ND	45	ug/kg
WP13-Comp-1	3/4/2008	Aroclor-1254	ND	45	ug/kg
WP13-Comp-1	3/4/2008	Aroclor-1260	ND	45	ug/kg
WP13-Comp-1	3/4/2008	Benzene	ND	0.005	mg/l
WP13-Comp-1	3/4/2008	Methyl Ethyl Ketone	ND	0.1	mg/l
WP13-Comp-1	3/4/2008	Carbon Tetrachloride	ND	0.005	mg/l
WP13-Comp-1	3/4/2008	Chlorobenzene	ND	0.005	mg/l
WP13-Comp-1	3/4/2008	Chloroform	ND	0.005	mg/l
WP13-Comp-1	3/4/2008	1,4-Dichlorobenzene	ND	0.005	mg/l
WP13-Comp-1	3/4/2008	1,2-Dichloroethane	ND	0.005	mg/l
WP13-Comp-1	3/4/2008	1,1-Dichloroethene	ND	0.005	mg/l
WP13-Comp-1	3/4/2008	Tetrachloroethene	ND	0.005	mg/l
WP13-Comp-1	3/4/2008	Trichloroethene	ND	0.005	mg/l
WP13-Comp-1	3/4/2008	Vinyl Chloride	ND	0.025	mg/l
WP13-Comp-1	3/4/2008	Pentachlorophenol	ND	0.2	mg/l
WP13-Comp-1	3/4/2008	2,4,5-Trichlorophenol	ND	0.05	mg/l
WP13-Comp-1	3/4/2008	2,4,6-Trichlorophenol	ND	0.05	mg/l
WP13-Comp-1	3/4/2008	2,4-Dinitrotoluene	ND	0.02	mg/l
WP13-Comp-1	3/4/2008	Hexachlorobenzene	ND	0.02	mg/l
WP13-Comp-1	3/4/2008	Hexachlorobutadiene	ND	0.02	mg/l
WP13-Comp-1	3/4/2008	Hexachloroethane	ND	0.05	mg/l
WP13-Comp-1	3/4/2008	Nitrobenzene	ND	0.02	mg/l
WP13-Comp-1	3/4/2008	Pyridine	ND	0.02	mg/l
WP13-Comp-1	3/4/2008	Total TPHC (GRO)	ND	17	mg/Kg
WP13-Comp-1	3/4/2008	Total TPHC (DRO)	98.9	17	mg/Kg
WP13-Comp-1	3/4/2008	Corrosivity	11.78		std units
WP13-Comp-1	3/4/2008	Ignitability	>200		deg F
WP13-Comp-1	3/4/2008	Reactive Cyanide	<6.8	6.8	mg/kg
WP13-Comp-1	3/4/2008	Reactive Sulfide	<140	140	mg/kg

Sample ID	Date Collected	Parameter	Result	RL	Units
SAMPLE ID: WP13-COMP-2					
WP13-Comp-2	3/4/2008	Arsenic	<0.50	0.5	mg/l
WP13-Comp-2	3/4/2008	Barium	<1.0	1.0	mg/l
WP13-Comp-2	3/4/2008	Cadmium	<0.0050	0.005	mg/l
WP13-Comp-2	3/4/2008	Lead	<0.50	0.5	mg/l
WP13-Comp-2	3/4/2008	Mercury	<0.00020	0.0002	mg/l
WP13-Comp-2	3/4/2008	Selenium	<0.50	0.5	mg/l
WP13-Comp-2	3/4/2008	Silver	<0.010	0.01	mg/l
WP13-Comp-2	3/4/2008	Chromium VI	15.8	1.3	mg/kg
WP13-Comp-2	3/4/2008	Total Chromium	261	1.3	mg/kg
WP13-Comp-2	3/4/2008	2,4-D	ND	0.005	mg/l
WP13-Comp-2	3/4/2008	2,4,5-TP (Silvex)	ND	0.0015	mg/l
WP13-Comp-2	3/4/2008	gamma-BHC (Lindane)	ND	0.0002	mg/l
WP13-Comp-2	3/4/2008	Chlordane	ND	0.005	mg/l
WP13-Comp-2	3/4/2008	Endrin	ND	0.0002	mg/l
WP13-Comp-2	3/4/2008	Heptachlor	ND	0.0002	mg/l
WP13-Comp-2	3/4/2008	Heptachlor epoxide	ND	0.0002	mg/l
WP13-Comp-2	3/4/2008	Methoxychlor	ND	0.0005	mg/l
WP13-Comp-2	3/4/2008	Toxaphene	ND	0.0025	mg/l
WP13-Comp-2	3/4/2008	Aroclor-1016	ND	45	ug/kg
WP13-Comp-2	3/4/2008	Aroclor-1221	ND	45	ug/kg
WP13-Comp-2	3/4/2008	Aroclor-1232	ND	45	ug/kg
WP13-Comp-2	3/4/2008	Aroclor-1242	ND	45	ug/kg
WP13-Comp-2	3/4/2008	Aroclor-1248	ND	45	ug/kg
WP13-Comp-2	3/4/2008	Aroclor-1254	ND	45	ug/kg
WP13-Comp-2	3/4/2008	Aroclor-1260	ND	45	ug/kg
WP13-Comp-2	3/4/2008	Benzene	ND	0.005	mg/l
WP13-Comp-2	3/4/2008	Methyl Ethyl Ketone	ND	0.1	mg/l
WP13-Comp-2	3/4/2008	Carbon Tetrachloride	ND	0.005	mg/l
WP13-Comp-2	3/4/2008	Chlorobenzene	ND	0.005	mg/l
WP13-Comp-2	3/4/2008	Chloroform	0.0147	0.005	mg/l
WP13-Comp-2	3/4/2008	1,4-Dichlorobenzene	ND	0.005	mg/l
WP13-Comp-2	3/4/2008	1,2-Dichloroethane	ND	0.005	mg/l
WP13-Comp-2	3/4/2008	1,1-Dichloroethene	ND	0.005	mg/l
WP13-Comp-2	3/4/2008	Tetrachloroethene	ND	0.005	mg/l
WP13-Comp-2	3/4/2008	Trichloroethene	ND	0.005	mg/l
WP13-Comp-2	3/4/2008	Vinyl Chloride	ND	0.025	mg/l
WP13-Comp-2	3/4/2008	Pentachlorophenol	ND	0.2	mg/l
WP13-Comp-2	3/4/2008	2,4,5-Trichlorophenol	ND	0.05	mg/l
WP13-Comp-2	3/4/2008	2,4,6-Trichlorophenol	ND	0.05	mg/l
WP13-Comp-2	3/4/2008	2,4-Dinitrotoluene	ND	0.02	mg/l
WP13-Comp-2	3/4/2008	Hexachlorobenzene	ND	0.02	mg/l
WP13-Comp-2	3/4/2008	Hexachlorobutadiene	ND	0.02	mg/l
WP13-Comp-2	3/4/2008	Hexachloroethane	ND	0.05	mg/l
WP13-Comp-2	3/4/2008	Nitrobenzene	ND	0.02	mg/l
WP13-Comp-2	3/4/2008	Pyridine	ND	0.02	mg/l
WP13-Comp-2	3/4/2008	Total TPHC (GRO)	ND	17	mg/Kg
WP13-Comp-2	3/4/2008	Total TPHC (DRO)	43.8	18	mg/Kg
WP13-Comp-2	3/4/2008	Corrosivity	11.66		std units
WP13-Comp-2	3/4/2008	Ignitability	>200		deg F
WP13-Comp-2	3/4/2008	Reactive Cyanide	<6.7	6.7	mg/kg
WP13-Comp-2	3/4/2008	Reactive Sulfide	<130	130	mg/kg

Sample ID	Date Collected	Parameter	Result	RL	Units
SAMPLE ID: WP13-COMP-3					
WP13-Comp-3	3/6/2008	Arsenic	<0.50	0.5	mg/l
WP13-Comp-3	3/6/2008	Barium	<1.0	1.0	mg/l
WP13-Comp-3	3/6/2008	Cadmium	<0.0050	0.005	mg/l
WP13-Comp-3	3/6/2008	Lead	<0.50	0.5	mg/l
WP13-Comp-3	3/6/2008	Mercury	<0.00020	0.0002	mg/l
WP13-Comp-3	3/6/2008	Selenium	<0.50	0.5	mg/l
WP13-Comp-3	3/6/2008	Silver	<0.010	0.01	mg/l
WP13-Comp-3	3/6/2008	Chromium VI	28.7	1.4	mg/kg
WP13-Comp-3	3/6/2008	Total Chromium	365	1.4	mg/kg
WP13-Comp-3	3/6/2008	2,4-D	ND	0.005	mg/l
WP13-Comp-3	3/6/2008	2,4,5-TP (Silvex)	ND	0.0015	mg/l
WP13-Comp-3	3/6/2008	gamma-BHC (Lindane)	ND	0.0002	mg/l
WP13-Comp-3	3/6/2008	Chlordane	ND	0.005	mg/l
WP13-Comp-3	3/6/2008	Endrin	ND	0.0002	mg/l
WP13-Comp-3	3/6/2008	Heptachlor	ND	0.0002	mg/l
WP13-Comp-3	3/6/2008	Heptachlor epoxide	ND	0.0002	mg/l
WP13-Comp-3	3/6/2008	Methoxychlor	ND	0.0005	mg/l
WP13-Comp-3	3/6/2008	Toxaphene	ND	0.0025	mg/l
WP13-Comp-3	3/6/2008	Aroclor-1016	ND	45	ug/kg
WP13-Comp-3	3/6/2008	Aroclor-1221	ND	45	ug/kg
WP13-Comp-3	3/6/2008	Aroclor-1232	ND	45	ug/kg
WP13-Comp-3	3/6/2008	Aroclor-1242	ND	45	ug/kg
WP13-Comp-3	3/6/2008	Aroclor-1248	ND	45	ug/kg
WP13-Comp-3	3/6/2008	Aroclor-1254	ND	45	ug/kg
WP13-Comp-3	3/6/2008	Aroclor-1260	ND	45	ug/kg
WP13-Comp-3	3/6/2008	Benzene	ND	0.005	mg/l
WP13-Comp-3	3/6/2008	Methyl Ethyl Ketone	ND	0.1	mg/l
WP13-Comp-3	3/6/2008	Carbon Tetrachloride	ND	0.005	mg/l
WP13-Comp-3	3/6/2008	Chlorobenzene	ND	0.005	mg/l
WP13-Comp-3	3/6/2008	Chloroform	0.0186	0.005	mg/l
WP13-Comp-3	3/6/2008	1,4-Dichlorobenzene	ND	0.005	mg/l
WP13-Comp-3	3/6/2008	1,2-Dichloroethane	ND	0.005	mg/l
WP13-Comp-3	3/6/2008	1,1-Dichloroethene	ND	0.005	mg/l
WP13-Comp-3	3/6/2008	Tetrachloroethene	ND	0.005	mg/l
WP13-Comp-3	3/6/2008	Trichloroethene	ND	0.005	mg/l
WP13-Comp-3	3/6/2008	Vinyl Chloride	ND	0.025	mg/l
WP13-Comp-3	3/6/2008	Pentachlorophenol	ND	0.2	mg/l
WP13-Comp-3	3/6/2008	2,4,5-Trichlorophenol	ND	0.05	mg/l
WP13-Comp-3	3/6/2008	2,4,6-Trichlorophenol	ND	0.05	mg/l
WP13-Comp-3	3/6/2008	2,4-Dinitrotoluene	ND	0.02	mg/l
WP13-Comp-3	3/6/2008	Hexachlorobenzene	ND	0.02	mg/l
WP13-Comp-3	3/6/2008	Hexachlorobutadiene	ND	0.02	mg/l
WP13-Comp-3	3/6/2008	Hexachloroethane	ND	0.05	mg/l
WP13-Comp-3	3/6/2008	Nitrobenzene	ND	0.02	mg/l
WP13-Comp-3	3/6/2008	Pyridine	ND	0.02	mg/l
WP13-Comp-3	3/6/2008	Total TPHC (GRO)	ND	17	mg/Kg
WP13-Comp-3	3/6/2008	Total TPHC (DRO)	124	17	mg/Kg
WP13-Comp-3	3/6/2008	Corrosivity	11.77		std units
WP13-Comp-3	3/6/2008	Ignitability	>200		deg F
WP13-Comp-3	3/6/2008	Reactive Cyanide	<6.8	6.8	mg/kg
WP13-Comp-3	3/6/2008	Reactive Sulfide	<140	140	mg/kg

Sample ID	Date Collected	Parameter	Result	RL	Units
SAMPLE ID: WP13-COMP-4					
WP13-Comp-4	3/5/2008	Arsenic	<0.50	0.5	mg/l
WP13-Comp-4	3/5/2008	Barium	<1.0	1.0	mg/l
WP13-Comp-4	3/5/2008	Cadmium	<0.0050	0.005	mg/l
WP13-Comp-4	3/5/2008	Lead	<0.50	0.5	mg/l
WP13-Comp-4	3/5/2008	Mercury	<0.00020	0.0002	mg/l
WP13-Comp-4	3/5/2008	Selenium	<0.50	0.5	mg/l
WP13-Comp-4	3/5/2008	Silver	<0.010	0.01	mg/l
WP13-Comp-4	3/5/2008	Chromium VI	16.7	1.3	mg/kg
WP13-Comp-4	3/5/2008	Total Chromium	402	1.3	mg/kg
WP13-Comp-4	3/5/2008	2,4-D	ND	0.005	mg/l
WP13-Comp-4	3/5/2008	2,4,5-TP (Silvex)	ND	0.0015	mg/l
WP13-Comp-4	3/5/2008	gamma-BHC (Lindane)	ND	0.0002	mg/l
WP13-Comp-4	3/5/2008	Chlordane	ND	0.005	mg/l
WP13-Comp-4	3/5/2008	Endrin	ND	0.0002	mg/l
WP13-Comp-4	3/5/2008	Heptachlor	ND	0.0002	mg/l
WP13-Comp-4	3/5/2008	Heptachlor epoxide	ND	0.0002	mg/l
WP13-Comp-4	3/5/2008	Methoxychlor	ND	0.0005	mg/l
WP13-Comp-4	3/5/2008	Toxaphene	ND	0.0025	mg/l
WP13-Comp-4	3/5/2008	Aroclor-1016	ND	45	ug/kg
WP13-Comp-4	3/5/2008	Aroclor-1221	ND	45	ug/kg
WP13-Comp-4	3/5/2008	Aroclor-1232	ND	45	ug/kg
WP13-Comp-4	3/5/2008	Aroclor-1242	ND	45	ug/kg
WP13-Comp-4	3/5/2008	Aroclor-1248	ND	45	ug/kg
WP13-Comp-4	3/5/2008	Aroclor-1254	ND	45	ug/kg
WP13-Comp-4	3/5/2008	Aroclor-1260	ND	45	ug/kg
WP13-Comp-4	3/5/2008	Benzene	ND	0.005	mg/l
WP13-Comp-4	3/5/2008	Methyl Ethyl Ketone	ND	0.1	mg/l
WP13-Comp-4	3/5/2008	Carbon Tetrachloride	ND	0.005	mg/l
WP13-Comp-4	3/5/2008	Chlorobenzene	ND	0.005	mg/l
WP13-Comp-4	3/5/2008	Chloroform	ND	0.005	mg/l
WP13-Comp-4	3/5/2008	1,4-Dichlorobenzene	ND	0.005	mg/l
WP13-Comp-4	3/5/2008	1,2-Dichloroethane	ND	0.005	mg/l
WP13-Comp-4	3/5/2008	1,1-Dichloroethene	ND	0.005	mg/l
WP13-Comp-4	3/5/2008	Tetrachloroethene	ND	0.005	mg/l
WP13-Comp-4	3/5/2008	Trichloroethene	ND	0.005	mg/l
WP13-Comp-4	3/5/2008	Vinyl Chloride	ND	0.025	mg/l
WP13-Comp-4	3/5/2008	Pentachlorophenol	ND	0.2	mg/l
WP13-Comp-4	3/5/2008	2,4,5-Trichlorophenol	ND	0.05	mg/l
WP13-Comp-4	3/5/2008	2,4,6-Trichlorophenol	ND	0.05	mg/l
WP13-Comp-4	3/5/2008	2,4-Dinitrotoluene	ND	0.02	mg/l
WP13-Comp-4	3/5/2008	Hexachlorobenzene	ND	0.02	mg/l
WP13-Comp-4	3/5/2008	Hexachlorobutadiene	ND	0.02	mg/l
WP13-Comp-4	3/5/2008	Hexachloroethane	ND	0.05	mg/l
WP13-Comp-4	3/5/2008	Nitrobenzene	ND	0.02	mg/l
WP13-Comp-4	3/5/2008	Pyridine	ND	0.02	mg/l
WP13-Comp-4	3/5/2008	Total TPHC (GRO)	ND	17	mg/Kg
WP13-Comp-4	3/5/2008	Total TPHC (DRO)	129	17	mg/Kg
WP13-Comp-4	3/5/2008	Corrosivity	11.73		std units
WP13-Comp-4	3/5/2008	Ignitability	>200		deg F
WP13-Comp-4	3/5/2008	Reactive Cyanide	<6.7	6.7	mg/kg
WP13-Comp-4	3/5/2008	Reactive Sulfide	<130	130	mg/kg

Sample ID	Date Collected	Parameter	Result	RL	Units
SAMPLE ID: WP13-COMP-5					
WP13-Comp-5	3/5/2008	Arsenic	<0.50	0.5	mg/l
WP13-Comp-5	3/5/2008	Barium	<1.0	1.0	mg/l
WP13-Comp-5	3/5/2008	Cadmium	<0.0050	0.005	mg/l
WP13-Comp-5	3/5/2008	Lead	<0.50	0.5	mg/l
WP13-Comp-5	3/5/2008	Mercury	<0.00020	0.0002	mg/l
WP13-Comp-5	3/5/2008	Selenium	<0.50	0.5	mg/l
WP13-Comp-5	3/5/2008	Silver	<0.010	0.01	mg/l
WP13-Comp-5	3/5/2008	Chromium VI	17.1	1.4	mg/kg
WP13-Comp-5	3/5/2008	Total Chromium	356	1.4	mg/kg
WP13-Comp-5	3/5/2008	2,4-D	ND	0.005	mg/l
WP13-Comp-5	3/5/2008	2,4,5-TP (Silvex)	ND	0.0015	mg/l
WP13-Comp-5	3/5/2008	gamma-BHC (Lindane)	ND	0.0002	mg/l
WP13-Comp-5	3/5/2008	Chlordane	ND	0.005	mg/l
WP13-Comp-5	3/5/2008	Endrin	ND	0.0002	mg/l
WP13-Comp-5	3/5/2008	Heptachlor	ND	0.0002	mg/l
WP13-Comp-5	3/5/2008	Heptachlor epoxide	ND	0.0002	mg/l
WP13-Comp-5	3/5/2008	Methoxychlor	ND	0.0005	mg/l
WP13-Comp-5	3/5/2008	Toxaphene	ND	0.0025	mg/l
WP13-Comp-5	3/5/2008	Aroclor-1016	ND	46	ug/kg
WP13-Comp-5	3/5/2008	Aroclor-1221	ND	46	ug/kg
WP13-Comp-5	3/5/2008	Aroclor-1232	ND	46	ug/kg
WP13-Comp-5	3/5/2008	Aroclor-1242	ND	46	ug/kg
WP13-Comp-5	3/5/2008	Aroclor-1248	ND	46	ug/kg
WP13-Comp-5	3/5/2008	Aroclor-1254	ND	46	ug/kg
WP13-Comp-5	3/5/2008	Aroclor-1260	ND	46	ug/kg
WP13-Comp-5	3/5/2008	Benzene	ND	0.005	mg/l
WP13-Comp-5	3/5/2008	Methyl Ethyl Ketone	ND	0.1	mg/l
WP13-Comp-5	3/5/2008	Carbon Tetrachloride	ND	0.005	mg/l
WP13-Comp-5	3/5/2008	Chlorobenzene	ND	0.005	mg/l
WP13-Comp-5	3/5/2008	Chloroform	ND	0.005	mg/l
WP13-Comp-5	3/5/2008	1,4-Dichlorobenzene	ND	0.005	mg/l
WP13-Comp-5	3/5/2008	1,2-Dichloroethane	ND	0.005	mg/l
WP13-Comp-5	3/5/2008	1,1-Dichloroethene	ND	0.005	mg/l
WP13-Comp-5	3/5/2008	Tetrachloroethene	ND	0.005	mg/l
WP13-Comp-5	3/5/2008	Trichloroethene	ND	0.005	mg/l
WP13-Comp-5	3/5/2008	Vinyl Chloride	ND	0.025	mg/l
WP13-Comp-5	3/5/2008	Pentachlorophenol	ND	0.2	mg/l
WP13-Comp-5	3/5/2008	2,4,5-Trichlorophenol	ND	0.05	mg/l
WP13-Comp-5	3/5/2008	2,4,6-Trichlorophenol	ND	0.05	mg/l
WP13-Comp-5	3/5/2008	2,4-Dinitrotoluene	ND	0.02	mg/l
WP13-Comp-5	3/5/2008	Hexachlorobenzene	ND	0.02	mg/l
WP13-Comp-5	3/5/2008	Hexachlorobutadiene	ND	0.02	mg/l
WP13-Comp-5	3/5/2008	Hexachloroethane	ND	0.05	mg/l
WP13-Comp-5	3/5/2008	Nitrobenzene	ND	0.02	mg/l
WP13-Comp-5	3/5/2008	Pyridine	ND	0.02	mg/l
WP13-Comp-5	3/5/2008	Total TPHC (GRO)	ND	18	mg/Kg
WP13-Comp-5	3/5/2008	Total TPHC (DRO)	62.3	19	mg/Kg
WP13-Comp-5	3/5/2008	Corrosivity	11.77		std units
WP13-Comp-5	3/5/2008	Ignitability	>200		deg F
WP13-Comp-5	3/5/2008	Reactive Cyanide	<6.9	6.9	mg/kg
WP13-Comp-5	3/5/2008	Reactive Sulfide	<140	140	mg/kg

Sample ID	Date Collected	Parameter	Result	RL	Units
SAMPLE ID: WP13-COMP-6					
WP13-Comp-6	3/5/2008	Arsenic	<0.50	0.5	mg/l
WP13-Comp-6	3/5/2008	Barium	<1.0	1.0	mg/l
WP13-Comp-6	3/5/2008	Cadmium	<0.0050	0.005	mg/l
WP13-Comp-6	3/5/2008	Lead	<0.50	0.5	mg/l
WP13-Comp-6	3/5/2008	Mercury	<0.00020	0.0002	mg/l
WP13-Comp-6	3/5/2008	Selenium	<0.50	0.5	mg/l
WP13-Comp-6	3/5/2008	Silver	<0.010	0.01	mg/l
WP13-Comp-6	3/5/2008	Chromium VI	21	1.3	mg/kg
WP13-Comp-6	3/5/2008	Total Chromium	266	1.3	mg/kg
WP13-Comp-6	3/5/2008	2,4-D	ND	0.005	mg/l
WP13-Comp-6	3/5/2008	2,4,5-TP (Silvex)	ND	0.0015	mg/l
WP13-Comp-6	3/5/2008	gamma-BHC (Lindane)	ND	0.0002	mg/l
WP13-Comp-6	3/5/2008	Chlordane	ND	0.005	mg/l
WP13-Comp-6	3/5/2008	Endrin	ND	0.0002	mg/l
WP13-Comp-6	3/5/2008	Heptachlor	ND	0.0002	mg/l
WP13-Comp-6	3/5/2008	Heptachlor epoxide	ND	0.0002	mg/l
WP13-Comp-6	3/5/2008	Methoxychlor	ND	0.0005	mg/l
WP13-Comp-6	3/5/2008	Toxaphene	ND	0.0025	mg/l
WP13-Comp-6	3/5/2008	Aroclor-1016	ND	44	ug/kg
WP13-Comp-6	3/5/2008	Aroclor-1221	ND	44	ug/kg
WP13-Comp-6	3/5/2008	Aroclor-1232	ND	44	ug/kg
WP13-Comp-6	3/5/2008	Aroclor-1242	ND	44	ug/kg
WP13-Comp-6	3/5/2008	Aroclor-1248	ND	44	ug/kg
WP13-Comp-6	3/5/2008	Aroclor-1254	ND	44	ug/kg
WP13-Comp-6	3/5/2008	Aroclor-1260	ND	44	ug/kg
WP13-Comp-6	3/5/2008	Benzene	ND	0.005	mg/l
WP13-Comp-6	3/5/2008	Methyl Ethyl Ketone	ND	0.1	mg/l
WP13-Comp-6	3/5/2008	Carbon Tetrachloride	ND	0.005	mg/l
WP13-Comp-6	3/5/2008	Chlorobenzene	ND	0.005	mg/l
WP13-Comp-6	3/5/2008	Chloroform	0.247	0.005	mg/l
WP13-Comp-6	3/5/2008	1,4-Dichlorobenzene	ND	0.005	mg/l
WP13-Comp-6	3/5/2008	1,2-Dichloroethane	ND	0.005	mg/l
WP13-Comp-6	3/5/2008	1,1-Dichloroethene	ND	0.005	mg/l
WP13-Comp-6	3/5/2008	Tetrachloroethene	ND	0.005	mg/l
WP13-Comp-6	3/5/2008	Trichloroethene	ND	0.005	mg/l
WP13-Comp-6	3/5/2008	Vinyl Chloride	ND	0.025	mg/l
WP13-Comp-6	3/5/2008	Pentachlorophenol	ND	0.2	mg/l
WP13-Comp-6	3/5/2008	2,4,5-Trichlorophenol	ND	0.05	mg/l
WP13-Comp-6	3/5/2008	2,4,6-Trichlorophenol	ND	0.05	mg/l
WP13-Comp-6	3/5/2008	2,4-Dinitrotoluene	ND	0.02	mg/l
WP13-Comp-6	3/5/2008	Hexachlorobenzene	ND	0.02	mg/l
WP13-Comp-6	3/5/2008	Hexachlorobutadiene	ND	0.02	mg/l
WP13-Comp-6	3/5/2008	Hexachloroethane	ND	0.05	mg/l
WP13-Comp-6	3/5/2008	Nitrobenzene	ND	0.02	mg/l
WP13-Comp-6	3/5/2008	Pyridine	ND	0.02	mg/l
WP13-Comp-6	3/5/2008	Total TPHC (GRO)	ND	17	mg/Kg
WP13-Comp-6	3/5/2008	Total TPHC (DRO)	65.2	18	mg/Kg
WP13-Comp-6	3/5/2008	Corrosivity	11.74		std units
WP13-Comp-6	3/5/2008	Ignitability	>200		deg F
WP13-Comp-6	3/5/2008	Reactive Cyanide	<6.7	6.7	mg/kg
WP13-Comp-6	3/5/2008	Reactive Sulfide	<130	130	mg/kg

Sample ID	Date Collected	Parameter	Result	RL	Units
SAMPLE ID: WP13-COMP-7					
WP13-Comp-7	3/5/2008	Arsenic	<0.50	0.5	mg/l
WP13-Comp-7	3/5/2008	Barium	<1.0	1.0	mg/l
WP13-Comp-7	3/5/2008	Cadmium	<0.0050	0.005	mg/l
WP13-Comp-7	3/5/2008	Lead	<0.50	0.5	mg/l
WP13-Comp-7	3/5/2008	Mercury	<0.00020	0.0002	mg/l
WP13-Comp-7	3/5/2008	Selenium	<0.50	0.5	mg/l
WP13-Comp-7	3/5/2008	Silver	<0.010	0.01	mg/l
WP13-Comp-7	3/5/2008	Chromium VI	19.6	1.4	mg/kg
WP13-Comp-7	3/5/2008	Total Chromium	300	1.4	mg/kg
WP13-Comp-7	3/5/2008	2,4-D	ND	0.005	mg/l
WP13-Comp-7	3/5/2008	2,4,5-TP (Silvex)	ND	0.0015	mg/l
WP13-Comp-7	3/5/2008	gamma-BHC (Lindane)	ND	0.0002	mg/l
WP13-Comp-7	3/5/2008	Chlordane	ND	0.005	mg/l
WP13-Comp-7	3/5/2008	Endrin	ND	0.0002	mg/l
WP13-Comp-7	3/5/2008	Heptachlor	ND	0.0002	mg/l
WP13-Comp-7	3/5/2008	Heptachlor epoxide	ND	0.0002	mg/l
WP13-Comp-7	3/5/2008	Methoxychlor	ND	0.0005	mg/l
WP13-Comp-7	3/5/2008	Toxaphene	ND	0.0025	mg/l
WP13-Comp-7	3/5/2008	Aroclor-1016	ND	46	ug/kg
WP13-Comp-7	3/5/2008	Aroclor-1221	ND	46	ug/kg
WP13-Comp-7	3/5/2008	Aroclor-1232	ND	46	ug/kg
WP13-Comp-7	3/5/2008	Aroclor-1242	ND	46	ug/kg
WP13-Comp-7	3/5/2008	Aroclor-1248	ND	46	ug/kg
WP13-Comp-7	3/5/2008	Aroclor-1254	ND	46	ug/kg
WP13-Comp-7	3/5/2008	Aroclor-1260	ND	46	ug/kg
WP13-Comp-7	3/5/2008	Benzene	ND	0.005	mg/l
WP13-Comp-7	3/5/2008	Methyl Ethyl Ketone	ND	0.1	mg/l
WP13-Comp-7	3/5/2008	Carbon Tetrachloride	ND	0.005	mg/l
WP13-Comp-7	3/5/2008	Chlorobenzene	ND	0.005	mg/l
WP13-Comp-7	3/5/2008	Chloroform	ND	0.005	mg/l
WP13-Comp-7	3/5/2008	1,4-Dichlorobenzene	ND	0.005	mg/l
WP13-Comp-7	3/5/2008	1,2-Dichloroethane	ND	0.005	mg/l
WP13-Comp-7	3/5/2008	1,1-Dichloroethene	ND	0.005	mg/l
WP13-Comp-7	3/5/2008	Tetrachloroethene	ND	0.005	mg/l
WP13-Comp-7	3/5/2008	Trichloroethene	ND	0.005	mg/l
WP13-Comp-7	3/5/2008	Vinyl Chloride	ND	0.025	mg/l
WP13-Comp-7	3/5/2008	Pentachlorophenol	ND	0.2	mg/l
WP13-Comp-7	3/5/2008	2,4,5-Trichlorophenol	ND	0.05	mg/l
WP13-Comp-7	3/5/2008	2,4,6-Trichlorophenol	ND	0.05	mg/l
WP13-Comp-7	3/5/2008	2,4-Dinitrotoluene	ND	0.02	mg/l
WP13-Comp-7	3/5/2008	Hexachlorobenzene	ND	0.02	mg/l
WP13-Comp-7	3/5/2008	Hexachlorobutadiene	ND	0.02	mg/l
WP13-Comp-7	3/5/2008	Hexachloroethane	ND	0.05	mg/l
WP13-Comp-7	3/5/2008	Nitrobenzene	ND	0.02	mg/l
WP13-Comp-7	3/5/2008	Pyridine	ND	0.02	mg/l
WP13-Comp-7	3/5/2008	Total TPHC (GRO)	ND	18	mg/Kg
WP13-Comp-7	3/5/2008	Total TPHC (DRO)	50.4	17	mg/Kg
WP13-Comp-7	3/5/2008	Corrosivity	11.65		std units
WP13-Comp-7	3/5/2008	Ignitability	>200		deg F
WP13-Comp-7	3/5/2008	Reactive Cyanide	<7.0	7.0	mg/kg
WP13-Comp-7	3/5/2008	Reactive Sulfide	<140	140	mg/kg

Sample ID	Date Collected	Parameter	Result	RL	Units
SAMPLE ID: WP13-COMP-8					
WP13-Comp-8	3/5/2008	Arsenic	<0.50	0.5	mg/l
WP13-Comp-8	3/5/2008	Barium	<1.0	1.0	mg/l
WP13-Comp-8	3/5/2008	Cadmium	<0.0050	0.005	mg/l
WP13-Comp-8	3/5/2008	Lead	<0.50	0.5	mg/l
WP13-Comp-8	3/5/2008	Mercury	<0.00020	0.0002	mg/l
WP13-Comp-8	3/5/2008	Selenium	<0.50	0.5	mg/l
WP13-Comp-8	3/5/2008	Silver	<0.010	0.01	mg/l
WP13-Comp-8	3/5/2008	Chromium VI	26.8	1.4	mg/kg
WP13-Comp-8	3/5/2008	Total Chromium	458	1.5	mg/kg
WP13-Comp-8	3/5/2008	2,4-D	ND	0.005	mg/l
WP13-Comp-8	3/5/2008	2,4,5-TP (Silvex)	ND	0.0015	mg/l
WP13-Comp-8	3/5/2008	gamma-BHC (Lindane)	ND	0.0002	mg/l
WP13-Comp-8	3/5/2008	Chlordane	ND	0.005	mg/l
WP13-Comp-8	3/5/2008	Endrin	ND	0.0002	mg/l
WP13-Comp-8	3/5/2008	Heptachlor	ND	0.0002	mg/l
WP13-Comp-8	3/5/2008	Heptachlor epoxide	ND	0.0002	mg/l
WP13-Comp-8	3/5/2008	Methoxychlor	ND	0.0005	mg/l
WP13-Comp-8	3/5/2008	Toxaphene	ND	0.0025	mg/l
WP13-Comp-8	3/5/2008	Aroclor-1016	ND	45	ug/kg
WP13-Comp-8	3/5/2008	Aroclor-1221	ND	45	ug/kg
WP13-Comp-8	3/5/2008	Aroclor-1232	ND	45	ug/kg
WP13-Comp-8	3/5/2008	Aroclor-1242	ND	45	ug/kg
WP13-Comp-8	3/5/2008	Aroclor-1248	ND	45	ug/kg
WP13-Comp-8	3/5/2008	Aroclor-1254	ND	45	ug/kg
WP13-Comp-8	3/5/2008	Aroclor-1260	ND	45	ug/kg
WP13-Comp-8	3/5/2008	Benzene	ND	0.005	mg/l
WP13-Comp-8	3/5/2008	Methyl Ethyl Ketone	ND	0.1	mg/l
WP13-Comp-8	3/5/2008	Carbon Tetrachloride	ND	0.005	mg/l
WP13-Comp-8	3/5/2008	Chlorobenzene	ND	0.005	mg/l
WP13-Comp-8	3/5/2008	Chloroform	ND	0.005	mg/l
WP13-Comp-8	3/5/2008	1,4-Dichlorobenzene	ND	0.005	mg/l
WP13-Comp-8	3/5/2008	1,2-Dichloroethane	ND	0.005	mg/l
WP13-Comp-8	3/5/2008	1,1-Dichloroethene	ND	0.005	mg/l
WP13-Comp-8	3/5/2008	Tetrachloroethene	ND	0.005	mg/l
WP13-Comp-8	3/5/2008	Trichloroethene	ND	0.005	mg/l
WP13-Comp-8	3/5/2008	Vinyl Chloride	ND	0.025	mg/l
WP13-Comp-8	3/5/2008	Pentachlorophenol	ND	0.2	mg/l
WP13-Comp-8	3/5/2008	2,4,5-Trichlorophenol	ND	0.05	mg/l
WP13-Comp-8	3/5/2008	2,4,6-Trichlorophenol	ND	0.05	mg/l
WP13-Comp-8	3/5/2008	2,4-Dinitrotoluene	ND	0.02	mg/l
WP13-Comp-8	3/5/2008	Hexachlorobenzene	ND	0.02	mg/l
WP13-Comp-8	3/5/2008	Hexachlorobutadiene	ND	0.02	mg/l
WP13-Comp-8	3/5/2008	Hexachloroethane	ND	0.05	mg/l
WP13-Comp-8	3/5/2008	Nitrobenzene	ND	0.02	mg/l
WP13-Comp-8	3/5/2008	Pyridine	ND	0.02	mg/l
WP13-Comp-8	3/5/2008	Total TPHC (GRO)	ND	17	mg/Kg
WP13-Comp-8	3/5/2008	Total TPHC (DRO)	58.6	18	mg/Kg
WP13-Comp-8	3/5/2008	Corrosivity	11.75		std units
WP13-Comp-8	3/5/2008	Ignitability	>200		deg F
WP13-Comp-8	3/5/2008	Reactive Cyanide	<6.9	6.9	mg/kg
WP13-Comp-8	3/5/2008	Reactive Sulfide	<140	140	mg/kg

Table Notes:

RL - Reporting Limit

ND - The compound was not detected at the indicated concentration.

LEGEND

Haz material being proposed for disposal to USE (~500 CY)

Non haz material being proposed for disposal to NJMC (~1,700 CY)

0.26 mg/l — TCLP Chromium Result

N

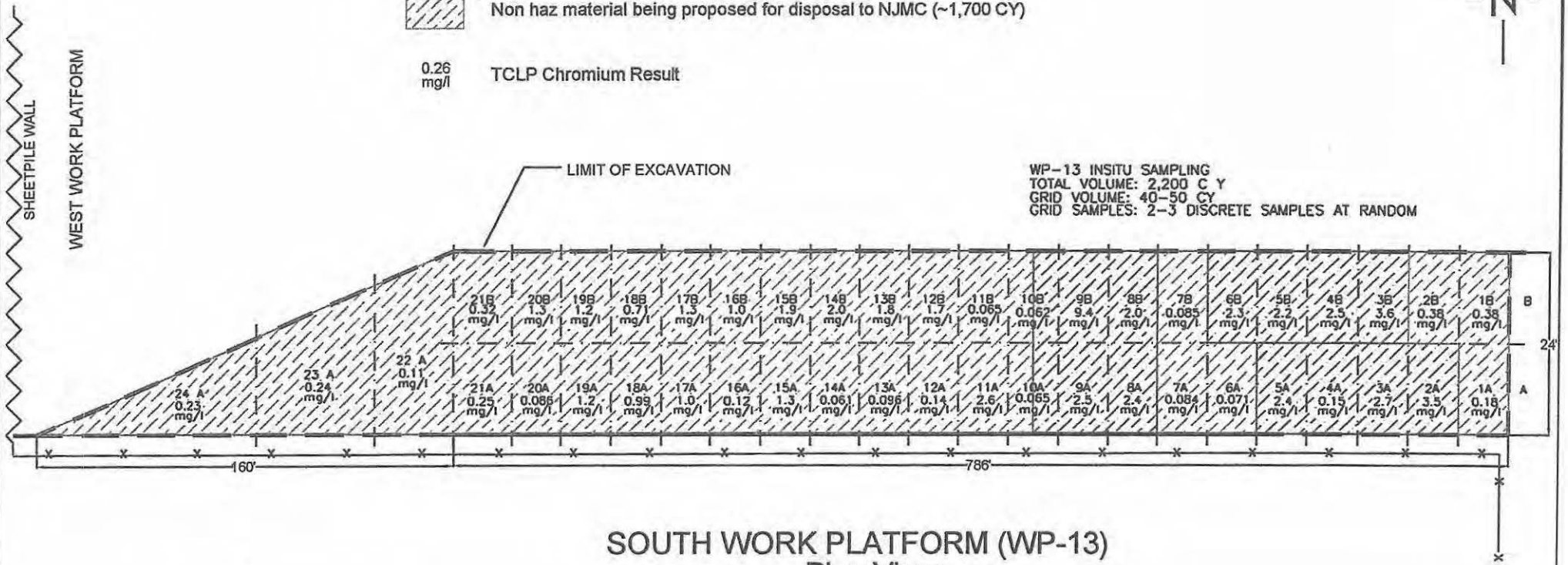

SOUTH WORK PLATFORM (WP-13)
Plan View
NTS

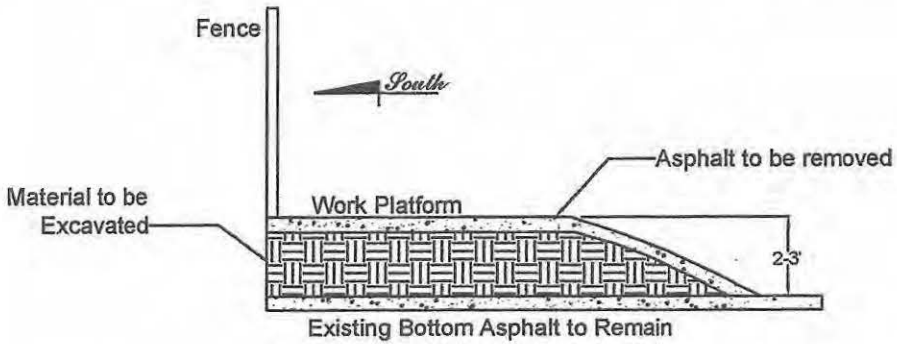

Cross Section of South Work Platform
NTS

TITLE:	WP-13 IN-SITU SOUTH WORK PLATFORM SAMPLING LOCATION MAP
LOCATION:	SA-7
HONEYWELL 440-441 ROUTE 440 JERSEY CITY NJ, 07305	CHECKED: DJC DRAFTED: DJC FILE: SCB13_022708 DATE: 02/28/08
FIGURE:	1

Report of Analysis

Client Sample ID:	115-WC-WP13-COMP1		
Lab Sample ID:	J84921-46	Date Sampled:	03/04/08
Matrix:	SO - Soil	Date Received:	03/05/08
Method:	SW846 8260B SW846 1311	Percent Solids:	74.0
Project:	ALNJB: Area 7, Jersey City, NJ		

	File ID	DF	Analyzed	By	Prep Date	Prep Batch	Analytical Batch
Run #1	L226020.D	5	03/19/08	MAH	03/18/08	GP43215	VL5233
Run #2							

	Purge Volume
Run #1	5.0 ml
Run #2	

VOA TCLP Leachate

TCLP Leachate method SW846 1311

CAS No.	Compound	Result	HW#	MCL	RL	MDL	Units	Q
71-43-2	Benzene	ND	D018	0.50	0.0050	0.0011	mg/l	
78-93-3	2-Butanone (MEK)	ND	D035	200	0.10	0.013	mg/l	
56-23-5	Carbon tetrachloride	ND	D019	0.50	0.0050	0.0015	mg/l	
108-90-7	Chlorobenzene	ND	D021	100	0.0050	0.0011	mg/l	
67-66-3	Chloroform	ND	D022	6.0	0.0050	0.0011	mg/l	
106-46-7	1,4-Dichlorobenzene	ND	D027	7.5	0.0050	0.0012	mg/l	
107-06-2	1,2-Dichloroethane	ND	D028	0.50	0.0050	0.0015	mg/l	
75-35-4	1,1-Dichloroethene	ND	D029	0.70	0.0050	0.0016	mg/l	
127-18-4	Tetrachloroethene	ND	D039	0.70	0.0050	0.0014	mg/l	
79-01-6	Trichloroethene	ND	D040	0.50	0.0050	0.0014	mg/l	
75-01-4	Vinyl chloride	ND	D043	0.20	0.025	0.0014	mg/l	

CAS No.	Surrogate Recoveries	Run# 1	Run# 2	Limits
1868-53-7	Dibromofluoromethane	104%		77-121%
17060-07-0	1,2-Dichloroethane-D4	111%		65-133%
2037-26-5	Toluene-D8	103%		80-117%
460-00-4	4-Bromofluorobenzene	107%		79-124%

ND = Not detected MDL - Method Detection Limit
MCL = Maximum Contamination Level (40 CFR 261 6/96)
E = Indicates value exceeds calibration range
J = Indicates an estimated value
B = Indicates analyte found in associated method blank
N = Indicates presumptive evidence of a compound

Report of Analysis

Client Sample ID:	115-WC-WP13-COMP1		
Lab Sample ID:	J84921-46	Date Sampled:	03/04/08
Matrix:	SO - Soil	Date Received:	03/05/08
Method:	SW846 8270C SW846 3510C	Percent Solids:	74.0
Project:	ALNJB: Area 7, Jersey City, NJ		

	File ID	DF	Analyzed	By	Prep Date	Prep Batch	Analytical Batch
Run #1	F73827.D	1	03/21/08	NAP	03/20/08	OP31775	EF3516
Run #2							

	Initial Volume	Final Volume
Run #1	100 ml	1.0 ml
Run #2		

ABN TCLP Leachate — TCLP Leachate method SW846 1311

CAS No.	Compound	Result	HW#	MCL	RL	MDL	Units	Q
95-48-7	2-Methylphenol	ND	D023	200	0.050	0.014	mg/l	
	3&4-Methylphenol	ND	D024	200	0.050	0.013	mg/l	
87-86-5	Pentachlorophenol	ND	D037	100	0.20	0.019	mg/l	
95-95-4	2,4,5-Trichlorophenol	ND	D041	400	0.050	0.019	mg/l	
88-06-2	2,4,6-Trichlorophenol	ND	D042	2.0	0.050	0.013	mg/l	
106-46-7	1,4-Dichlorobenzene	ND	D027	7.5	0.020	0.0018	mg/l	
121-14-2	2,4-Dinitrotoluene	ND	D030	0.13	0.020	0.0086	mg/l	
118-74-1	Hexachlorobenzene	ND	D032	0.13	0.020	0.0054	mg/l	
87-68-3	Hexachlorobutadiene	ND	D033	0.50	0.020	0.0018	mg/l	
67-72-1	Hexachloroethane	ND	D034	3.0	0.050	0.0028	mg/l	
98-95-3	Nitrobenzene	ND	D036	2.0	0.020	0.0042	mg/l	
110-86-1	Pyridine	ND	D038	5.0	0.020	0.0064	mg/l	

CAS No.	Surrogate Recoveries	Run# 1	Run# 2	Limits
367-12-4	2-Fluorophenol	25%		10-69%
4165-62-2	Phenol-d5	15%		10-52%
118-79-6	2,4,6-Tribromophenol	75%		33-125%
4165-60-0	Nitrobenzene-d5	66%		27-120%
321-60-8	2-Fluorobiphenyl	67%		31-111%
1718-51-0	Terphenyl-d14	81%		31-124%

ND = Not detected MDL - Method Detection Limit
MCL = Maximum Contamination Level (40 CFR 261 6/96)
E = Indicates value exceeds calibration range
J = Indicates an estimated value
B = Indicates analyte found in associated method blank
N = Indicates presumptive evidence of a compound

Report of Analysis

Client Sample ID:	115-WC-WP13-COMP1		
Lab Sample ID:	J84921-46	Date Sampled:	03/04/08
Matrix:	SO - Soil	Date Received:	03/05/08
Method:	SW846 8015	Percent Solids:	74.0
Project:	ALNJB: Area 7, Jersey City, NJ		

	File ID	DF	Analyzed	By	Prep Date	Prep Batch	Analytical Batch
Run #1	UV55692.D	1	03/18/08	KEM	n/a	n/a	GUV2479
Run #2							

	Initial Weight	Final Volume	Methanol Aliquot
Run #1	10.4 g	10.0 ml	100 ul
Run #2			

CAS No.	Compound	Result	RL	MDL	Units	Q
	TPH-GRO (C6-C10)	ND	17	3.4	mg/kg	

CAS No.	Surrogate Recoveries	Run# 1	Run# 2	Limits
98-08-8	aaa-Trifluorotoluene	92%		42-141%

ND = Not detected MDL - Method Detection Limit
RL = Reporting Limit
E = Indicates value exceeds calibration range

J = Indicates an estimated value
B = Indicates analyte found in associated method blank
N = Indicates presumptive evidence of a compound

Report of Analysis

Client Sample ID:	115-WC-WP13-COMP1		
Lab Sample ID:	J84921-46	Date Sampled:	03/04/08
Matrix:	SO - Soil	Date Received:	03/05/08
Method:	SW846 8151 SW846 3510C	Percent Solids:	74.0
Project:	ALNJB: Area 7, Jersey City, NJ		

	File ID	DF	Analyzed	By	Prep Date	Prep Batch	Analytical Batch
Run #1	WW71890.D	1	03/25/08	OPM	03/22/08	OP31777	GWW2387
Run #2							

	Initial Volume	Final Volume
Run #1	100 ml	10.0 ml
Run #2		

Herbicide TCLP Leachate

TCLP Leachate method SW846 1311

CAS No.	Compound	Result	HW#	MCL	RL	MDL	Units	Q
94-75-7	2,4-D	ND	D016	10	0.0050	0.0033	mg/l	
93-72-1	2,4,5-TP (Silvex)	ND	D017	1.0	0.0015	0.00034	mg/l	

CAS No.	Surrogate Recoveries	Run# 1	Run# 2	Limits
19719-28-9	2,4-DCAA	103%		54-141%
19719-28-9	2,4-DCAA	103%		54-141%

ND = Not detected MDL - Method Detection Limit
MCL = Maximum Contamination Level (40 CFR 261 6/96)
E = Indicates value exceeds calibration range

J = Indicates an estimated value
B = Indicates analyte found in associated method blank
N = Indicates presumptive evidence of a compound

Report of Analysis

Client Sample ID:	115-WC-WP13-COMP1		
Lab Sample ID:	J84921-46	Date Sampled:	03/04/08
Matrix:	SO - Soil	Date Received:	03/05/08
Method:	SW846 8081A SW846 3510C	Percent Solids:	74.0
Project:	ALNJB: Area 7, Jersey City, NJ		

	File ID	DF	Analyzed	By	Prep Date	Prep Batch	Analytical Batch
Run #1	XX75965.D	1	03/22/08	JSE	03/20/08	OP31776	GXX3100
Run #2							

	Initial Volume	Final Volume
Run #1	100 ml	10.0 ml
Run #2		

Pesticide TCLP Leachate

TCLP Leachate method SW846 1311

CAS No.	Compound	Result	HW#	MCL	RL	MDL	Units	Q
58-89-9	gamma-BHC (Lindane)	ND	D013	0.40	0.00020	0.000017	mg/l	
12789-03-6	Chlordane	ND	D020	0.030	0.0050	0.00067	mg/l	
72-20-8	Endrin	ND	D012	0.020	0.00020	0.000030	mg/l	
76-44-8	Heptachlor	ND	D031	0.0080	0.00020	0.000026	mg/l	
1024-57-3	Heptachlor epoxide	ND	D031	0.0080	0.00020	0.000015	mg/l	
72-43-5	Methoxychlor	ND	D014	10	0.00050	0.000068	mg/l	
8001-35-2	Toxaphene	ND	D015	0.50	0.0025	0.00094	mg/l	

CAS No.	Surrogate Recoveries	Run# 1	Run# 2	Limits
877-09-8	Tetrachloro-m-xylene	96%		30-128%
877-09-8	Tetrachloro-m-xylene	95%		30-128%
2051-24-3	Decachlorobiphenyl	94%		10-138%
2051-24-3	Decachlorobiphenyl	93%		10-138%

ND = Not detected MDL - Method Detection Limit
MCL = Maximum Contamination Level (40 CFR 261 6/96)
E = Indicates value exceeds calibration range
J = Indicates an estimated value
B = Indicates analyte found in associated method blank
N = Indicates presumptive evidence of a compound

Report of Analysis

Client Sample ID:	115-WC-WP13-COMP1		
Lab Sample ID:	J84921-46	Date Sampled:	03/04/08
Matrix:	SO - Soil	Date Received:	03/05/08
Method:	SW846 8082 SW846 3545	Percent Solids:	74.0
Project:	ALNJB: Area 7, Jersey City, NJ		

	File ID	DF	Analyzed	By	Prep Date	Prep Batch	Analytical Batch
Run #1	EF72075.D	1	03/21/08	OPM	03/18/08	OP31759	GEF3383
Run #2							

	Initial Weight	Final Volume
Run #1	15.0 g	10.0 ml
Run #2		

PCB List

CAS No.	Compound	Result	RL	MDL	Units	Q
12674-11-2	Aroclor 1016	ND	45	8.6	ug/kg	
11104-28-2	Aroclor 1221	ND	45	27	ug/kg	
11141-16-5	Aroclor 1232	ND	45	25	ug/kg	
53469-21-9	Aroclor 1242	ND	45	14	ug/kg	
12672-29-6	Aroclor 1248	ND	45	16	ug/kg	
11097-69-1	Aroclor 1254	ND	45	21	ug/kg	
11096-82-5	Aroclor 1260	ND	45	9.1	ug/kg	

CAS No.	Surrogate Recoveries	Run# 1	Run# 2	Limits
877-09-8	Tetrachloro-m-xylene	98%		37-140%
877-09-8	Tetrachloro-m-xylene	106%		37-140%
2051-24-3	Decachlorobiphenyl	101%		40-151%
2051-24-3	Decachlorobiphenyl	107%		40-151%

ND = Not detected MDL - Method Detection Limit
RL = Reporting Limit
E = Indicates value exceeds calibration range
J = Indicates an estimated value
B = Indicates analyte found in associated method blank
N = Indicates presumptive evidence of a compound

Report of Analysis

Client Sample ID:	115-WC-WP13-COMP1		
Lab Sample ID:	J84921-46	Date Sampled:	03/04/08
Matrix:	SO - Soil	Date Received:	03/05/08
Method:	SW846-8015 SW846 3545	Percent Solids:	74.0
Project:	ALNJB: Area 7, Jersey City, NJ		

	File ID	DF	Analyzed	By	Prep Date	Prep Batch	Analytical Batch
Run #1	2Y20525.D	1	03/27/08	VDT	03/18/08	OP31757	G2Y831
Run #2							

	Initial Weight	Final Volume
Run #1	8.0 g	1.0 ml
Run #2		

CAS No.	Compound	Result	RL	MDL	Units	Q
	TPH-DRO (C10-C28)	98.9	17	3.5	mg/kg	

CAS No.	Surrogate Recoveries	Run# 1	Run# 2	Limits
84-15-1	o-Terphenyl	75%		31-152%
16416-32-3	Tetracosane-d50	86%		34-153%
438-22-2	5a-Androstane	84%		36-151%

ND = Not detected MDL - Method Detection Limit
RL = Reporting Limit
E = Indicates value exceeds calibration range
J = Indicates an estimated value
B = Indicates analyte found in associated method blank
N = Indicates presumptive evidence of a compound

Report of Analysis

Client Sample ID:	115-WC-WP13-COMP1		
Lab Sample ID:	J84921-46	Date Sampled:	03/04/08
Matrix:	SO - Soil	Date Received:	03/05/08
		Percent Solids:	74.0
Project:	ALNJB: Area 7, Jersey City, NJ		

Metals Analysis, TCLP Leachate SW846 1311

Analyte	Result	HW#	MCL	RL	Units	DF	Prep	Analyzed	By	Method	Prep Method
Arsenic	< 0.50	D004	5.0	0.50	mg/l	1	03/19/08	03/20/08	ND	SW846 6010B [1]	SW846 3010A [3]
Barium	< 1.0	D005	100	1.0	mg/l	1	03/19/08	03/20/08	ND	SW846 6010B [1]	SW846 3010A [3]
Cadmium	< 0.0050	D006	1.0	0.0050	mg/l	1	03/19/08	03/20/08	ND	SW846 6010B [1]	SW846 3010A [3]
Chromium	0.55	D007	5.0	0.010	mg/l	1	03/19/08	03/20/08	ND	SW846 6010B [1]	SW846 3010A [3]
Lead	< 0.50	D008	5.0	0.50	mg/l	1	03/19/08	03/20/08	ND	SW846 6010B [1]	SW846 3010A [3]
Mercury	< 0.00020	D009	0.20	0.00020	mg/l	1	03/20/08	03/20/08	JF	SW846 7470A [2]	SW846 7470A [4]
Selenium	< 0.50	D010	1.0	0.50	mg/l	1	03/19/08	03/20/08	ND	SW846 6010B [1]	SW846 3010A [3]
Silver	< 0.010	D011	5.0	0.010	mg/l	1	03/19/08	03/20/08	ND	SW846 6010B [1]	SW846 3010A [3]

(1) Instrument QC Batch: MA20630
(2) Instrument QC Batch: MA20637
(3) Prep QC Batch: MP42924
(4) Prep QC Batch: MP42938

RL = Reporting Limit
MCL = Maximum Contamination Level (40 CFR 261 6/96)

Report of Analysis

Client Sample ID:	115-WC-WP13-COMP1		
Lab Sample ID:	J84921-46	Date Sampled:	03/04/08
Matrix:	SO - Soil	Date Received:	03/05/08
		Percent Solids:	74.0
Project:	ALNJB: Area 7, Jersey City, NJ		

General Chemistry

Analyte	Result	RL	Units	DF	Analyzed	By	Method
Chromium, Hexavalent	28.1	1.4	mg/kg	1	03/26/08 11:10	AD	SW846 3060A/7196A
Corrosivity as pH	11.48 NC		su	1	03/24/08	RA	SW846 CHAP7
Cyanide Reactivity	< 6.8	6.8	mg/kg	1	03/18/08 15:50	JA	SW846 CHAP7
Ignitability (Flashpoint)	> 200		Deg. F	1	03/18/08	LMM	SW846 CHAP7/ASTM D93
Redox Potential Vs H2	157		mv	1	03/21/08	JOO	ASTM D1498-76M
Solids, Percent	74		%	1	03/21/08	KMP	EPA 160.3 M
Sulfide Reactivity	< 140	140	mg/kg	1	03/18/08	LE	SW846 CHAP7/9034
pH	11.78		su	1	03/21/08	JOO	SW846 9045C

RL = Reporting Limit

Report of Analysis

Client Sample ID:	115-WC-WP13-COMP1		
Lab Sample ID:	J84921-46A	Date Sampled:	03/04/08
Matrix:	SO - Soil	Date Received:	03/05/08
		Percent Solids:	74.0
Project:	ALNJB: Area 7, Jersey City, NJ		

Metals Analysis

Analyte	Result	RL	Units	DF	Prep	Analyzed	By	Method	Prep Method
Chromium	381	1.3	mg/kg	1	03/26/08	03/26/08	ND	SW846 6010B [1]	SW846 3050B [2]

(1) Instrument QC Batch: MA20658
(2) Prep QC Batch: MP43000

RL = Reporting Limit

Report of Analysis

Client Sample ID:	115-WC-WP13-COMP2		
Lab Sample ID:	J84921-47	**Date Sampled:**	03/04/08
Matrix:	SO - Soil	**Date Received:**	03/05/08
Method:	SW846 8260B SW846 1311	**Percent Solids:**	74.2
Project:	ALNJB: Area 7, Jersey City, NJ		

	File ID	DF	Analyzed	By	Prep Date	Prep Batch	Analytical Batch
Run #1	L226074.D	5	03/24/08	MAH	03/18/08	GP43215	VL5237
Run #2							

	Purge Volume
Run #1	5.0 ml
Run #2	

VOA TCLP Leachate **TCLP Leachate method SW846 1311**

CAS No.	Compound	Result	HW#	MCL	RL	MDL	Units	Q
71-43-2	Benzene	ND	D018	0.50	0.0050	0.0011	mg/l	
78-93-3	2-Butanone (MEK)	ND	D035	200	0.10	0.013	mg/l	
56-23-5	Carbon tetrachloride	ND	D019	0.50	0.0050	0.0015	mg/l	
108-90-7	Chlorobenzene	ND	D021	100	0.0050	0.0011	mg/l	
67-66-3	Chloroform	0.0147	D022	6.0	0.0050	0.0011	mg/l	
106-46-7	1,4-Dichlorobenzene	ND	D027	7.5	0.0050	0.0012	mg/l	
107-06-2	1,2-Dichloroethane	ND	D028	0.50	0.0050	0.0015	mg/l	
75-35-4	1,1-Dichloroethene	ND	D029	0.70	0.0050	0.0016	mg/l	
127-18-4	Tetrachloroethene	ND	D039	0.70	0.0050	0.0014	mg/l	
79-01-6	Trichloroethene	ND	D040	0.50	0.0050	0.0014	mg/l	
75-01-4	Vinyl chloride	ND	D043	0.20	0.025	0.0014	mg/l	

CAS No.	Surrogate Recoveries	Run# 1	Run# 2	Limits
1868-53-7	Dibromofluoromethane	93%		77-121%
17060-07-0	1,2-Dichloroethane-D4	91%		65-133%
2037-26-5	Toluene-D8	93%		80-117%
460-00-4	4-Bromofluorobenzene	111%		79-124%

ND = Not detected MDL - Method Detection Limit
MCL = Maximum Contamination Level (40 CFR 261 6/96)
E = Indicates value exceeds calibration range
J = Indicates an estimated value
B = Indicates analyte found in associated method blank
N = Indicates presumptive evidence of a compound

Report of Analysis

Client Sample ID:	115-WC-WP13-COMP2		
Lab Sample ID:	J84921-47	Date Sampled:	03/04/08
Matrix:	SO - Soil	Date Received:	03/05/08
Method:	SW846 8270C SW846 3510C	Percent Solids:	74.2
Project:	ALNJB: Area 7, Jersey City, NJ		

	File ID	DF	Analyzed	By	Prep Date	Prep Batch	Analytical Batch
Run #1	F73820.D	1	03/21/08	NAP	03/20/08	OP31775	EF3516
Run #2							

	Initial Volume	Final Volume
Run #1	100 ml	1.0 ml
Run #2		

ABN TCLP Leachate

TCLP Leachate method SW846 1311

CAS No.	Compound	Result	HW#	MCL	RL	MDL	Units	Q
95-48-7	2-Methylphenol	ND	D023	200	0.050	0.014	mg/l	
	3&4-Methylphenol	ND	D024	200	0.050	0.013	mg/l	
87-86-5	Pentachlorophenol	ND	D037	100	0.20	0.019	mg/l	
95-95-4	2,4,5-Trichlorophenol	ND	D041	400	0.050	0.019	mg/l	
88-06-2	2,4,6-Trichlorophenol	ND	D042	2.0	0.050	0.013	mg/l	
106-46-7	1,4-Dichlorobenzene	ND	D027	7.5	0.020	0.0018	mg/l	
121-14-2	2,4-Dinitrotoluene	ND	D030	0.13	0.020	0.0086	mg/l	
118-74-1	Hexachlorobenzene	ND	D032	0.13	0.020	0.0054	mg/l	
87-68-3	Hexachlorobutadiene	ND	D033	0.50	0.020	0.0018	mg/l	
67-72-1	Hexachloroethane	ND	D034	3.0	0.050	0.0028	mg/l	
98-95-3	Nitrobenzene	ND	D036	2.0	0.020	0.0042	mg/l	
110-86-1	Pyridine	ND	D038	5.0	0.020	0.0064	mg/l	

CAS No.	Surrogate Recoveries	Run# 1	Run# 2	Limits
367-12-4	2-Fluorophenol	30%		10-69%
4165-62-2	Phenol-d5	20%		10-52%
118-79-6	2,4,6-Tribromophenol	80%		33-125%
4165-60-0	Nitrobenzene-d5	75%		27-120%
321-60-8	2-Fluorobiphenyl	67%		31-111%
1718-51-0	Terphenyl-d14	88%		31-124%

ND = Not detected MDL - Method Detection Limit
MCL = Maximum Contamination Level (40 CFR 261 6/96)
E = Indicates value exceeds calibration range
J = Indicates an estimated value
B = Indicates analyte found in associated method blank
N = Indicates presumptive evidence of a compound

Report of Analysis

Client Sample ID:	115-WC-WP13-COMP2		
Lab Sample ID:	J84921-47	Date Sampled:	03/04/08
Matrix:	SO - Soil	Date Received:	03/05/08
Method:	SW846 8015	Percent Solids:	74.2
Project:	ALNJB: Area 7, Jersey City, NJ		

	File ID	DF	Analyzed	By	Prep Date	Prep Batch	Analytical Batch
Run #1	UV55678.D	1	03/18/08	KEM	n/a	n/a	GUV2478
Run #2							

	Initial Weight	Final Volume	Methanol Aliquot
Run #1	10.1 g	10.0 ml	100 ul
Run #2			

CAS No.	Compound	Result	RL	MDL	Units	Q
	TPH-GRO (C6-C10)	ND	17	3.5	mg/kg	

CAS No.	Surrogate Recoveries	Run# 1	Run# 2	Limits
98-08-8	aaa-Trifluorotoluene	91%		42-141%

ND = Not detected MDL - Method Detection Limit
RL = Reporting Limit
E = Indicates value exceeds calibration range

J = Indicates an estimated value
B = Indicates analyte found in associated method blank
N = Indicates presumptive evidence of a compound

Report of Analysis

Client Sample ID:	115-WC-WP13-COMP2		
Lab Sample ID:	J84921-47	Date Sampled:	03/04/08
Matrix:	SO - Soil	Date Received:	03/05/08
Method:	SW846 8151 SW846 3510C	Percent Solids:	74.2
Project:	ALNJB: Area 7, Jersey City, NJ		

	File ID	DF	Analyzed	By	Prep Date	Prep Batch	Analytical Batch
Run #1	WW71891.D	1	03/25/08	OPM	03/22/08	OP31777	GWW2387
Run #2							

	Initial Volume	Final Volume
Run #1	100 ml	10.0 ml
Run #2		

Herbicide TCLP Leachate

TCLP Leachate method SW846 1311

CAS No.	Compound	Result	HW#	MCL	RL	MDL	Units	Q
94-75-7	2,4-D	ND	D016	10	0.0050	0.0033	mg/l	
93-72-1	2,4,5-TP (Silvex)	ND	D017	1.0	0.0015	0.00034	mg/l	

CAS No.	Surrogate Recoveries	Run# 1	Run# 2	Limits
19719-28-9	2,4-DCAA	99%		54-141%
19719-28-9	2,4-DCAA	102%		54-141%

ND = Not detected MDL - Method Detection Limit
MCL = Maximum Contamination Level (40 CFR 261 6/96)
E = Indicates value exceeds calibration range

J = Indicates an estimated value
B = Indicates analyte found in associated method blank
N = Indicates presumptive evidence of a compound

Report of Analysis

Client Sample ID:	115-WC-WP13-COMP2		
Lab Sample ID:	J84921-47	Date Sampled:	03/04/08
Matrix:	SO - Soil	Date Received:	03/05/08
Method:	SW846 8081A SW846 3510C	Percent Solids:	74.2
Project:	ALNJB: Area 7, Jersey City, NJ		

	File ID	DF	Analyzed	By	Prep Date	Prep Batch	Analytical Batch
Run #1	XX75966.D	1	03/22/08	JSE	03/20/08	OP31776	GXX3100
Run #2							

	Initial Volume	Final Volume
Run #1	100 ml	10.0 ml
Run #2		

Pesticide TCLP Leachate

TCLP Leachate method SW846 1311

CAS No.	Compound	Result	HW#	MCL	RL	MDL	Units	Q
58-89-9	gamma-BHC (Lindane)	ND	D013	0.40	0.00020	0.000017	mg/l	
12789-03-6	Chlordane	ND	D020	0.030	0.0050	0.00067	mg/l	
72-20-8	Endrin	ND	D012	0.020	0.00020	0.000030	mg/l	
76-44-8	Heptachlor	ND	D031	0.0080	0.00020	0.000026	mg/l	
1024-57-3	Heptachlor epoxide	ND	D031	0.0080	0.00020	0.000015	mg/l	
72-43-5	Methoxychlor	ND	D014	10	0.00050	0.000068	mg/l	
8001-35-2	Toxaphene	ND	D015	0.50	0.0025	0.00094	mg/l	

CAS No.	Surrogate Recoveries	Run# 1	Run# 2	Limits
877-09-8	Tetrachloro-m-xylene	63%		30-128%
877-09-8	Tetrachloro-m-xylene	64%		30-128%
2051-24-3	Decachlorobiphenyl	73%		10-138%
2051-24-3	Decachlorobiphenyl	73%		10-138%

ND = Not detected MDL - Method Detection Limit
MCL = Maximum Contamination Level (40 CFR 261 6/96)
E = Indicates value exceeds calibration range
J = Indicates an estimated value
B = Indicates analyte found in associated method blank
N = Indicates presumptive evidence of a compound

Report of Analysis

Client Sample ID:	115-WC-WP13-COMP2		
Lab Sample ID:	J84921-47	Date Sampled:	03/04/08
Matrix:	SO - Soil	Date Received:	03/05/08
Method:	SW846 8082 SW846 3545	Percent Solids:	74.2
Project:	ALNJB: Area 7, Jersey City, NJ		

	File ID	DF	Analyzed	By	Prep Date	Prep Batch	Analytical Batch
Run #1	EF72076.D	1	03/21/08	OPM	03/18/08	OP31759	GEF3383
Run #2							

	Initial Weight	Final Volume
Run #1	15.1 g	10.0 ml
Run #2		

PCB List

CAS No.	Compound	Result	RL	MDL	Units	Q
12674-11-2	Aroclor 1016	ND	45	8.5	ug/kg	
11104-28-2	Aroclor 1221	ND	45	27	ug/kg	
11141-16-5	Aroclor 1232	ND	45	24	ug/kg	
53469-21-9	Aroclor 1242	ND	45	14	ug/kg	
12672-29-6	Aroclor 1248	ND	45	15	ug/kg	
11097-69-1	Aroclor 1254	ND	45	21	ug/kg	
11096-82-5	Aroclor 1260	ND	45	9.0	ug/kg	

CAS No.	Surrogate Recoveries	Run# 1	Run# 2	Limits
877-09-8	Tetrachloro-m-xylene	81%		37-140%
877-09-8	Tetrachloro-m-xylene	89%		37-140%
2051-24-3	Decachlorobiphenyl	89%		40-151%
2051-24-3	Decachlorobiphenyl	92%		40-151%

ND = Not detected MDL - Method Detection Limit
RL = Reporting Limit
E = Indicates value exceeds calibration range
J = Indicates an estimated value
B = Indicates analyte found in associated method blank
N = Indicates presumptive evidence of a compound

Report of Analysis

Client Sample ID:	115-WC-WP13-COMP2		
Lab Sample ID:	J84921-47	Date Sampled:	03/04/08
Matrix:	SO - Soil	Date Received:	03/05/08
Method:	SW846-8015 SW846 3545	Percent Solids:	74.2
Project:	ALNJB: Area 7, Jersey City, NJ		

	File ID	DF	Analyzed	By	Prep Date	Prep Batch	Analytical Batch
Run #1	2Y20526.D	1	03/27/08	VDT	03/18/08	OP31757	G2Y831
Run #2							

	Initial Weight	Final Volume
Run #1	7.6 g	1.0 ml
Run #2		

CAS No.	Compound	Result	RL	MDL	Units	Q
	TPH-DRO (C10-C28)	43.8	18	3.7	mg/kg	

CAS No.	Surrogate Recoveries	Run# 1	Run# 2	Limits
84-15-1	o-Terphenyl	52%		31-152%
16416-32-3	Tetracosane-d50	60%		34-153%
438-22-2	5a-Androstane	57%		36-151%

ND = Not detected MDL - Method Detection Limit
RL = Reporting Limit
E = Indicates value exceeds calibration range
J = Indicates an estimated value
B = Indicates analyte found in associated method blank
N = Indicates presumptive evidence of a compound

Report of Analysis

Client Sample ID:	115-WC-WP13-COMP2		
Lab Sample ID:	J84921-47	Date Sampled:	03/04/08
Matrix:	SO - Soil	Date Received:	03/05/08
		Percent Solids:	74.2
Project:	ALNJB: Area 7, Jersey City, NJ		

General Chemistry

Analyte	Result	RL	Units	DF	Analyzed	By	Method
Chromium, Hexavalent	15.8	1.3	mg/kg	1	03/26/08 13:22	AD	SW846 3060A/7196A
Corrosivity as pH	11.69 NC		su	1	03/24/08	RA	SW846 CHAP7
Cyanide Reactivity	< 6.7	6.7	mg/kg	1	03/18/08 15:51	JA	SW846 CHAP7
Ignitability (Flashpoint)	> 200		Deg. F	1	03/18/08	LMM	SW846 CHAP7/ASTM D93
Redox Potential Vs H2	144		mv	1	03/21/08	JOO	ASTM D1498-76M
Solids, Percent	74.2		%	1	03/21/08	KMP	EPA 160.3 M
Sulfide Reactivity	< 130	130	mg/kg	1	03/18/08	LE	SW846 CHAP7/9034
pH	11.66		su	1	03/21/08	JOO	SW846 9045C

RL = Reporting Limit

Report of Analysis

Client Sample ID:	115-WC-WP13-COMP2		
Lab Sample ID:	J84921-47A	Date Sampled:	03/04/08
Matrix:	SO - Soil	Date Received:	03/05/08
		Percent Solids:	74.2
Project:	ALNJB: Area 7, Jersey City, NJ		

Metals Analysis

Analyte	Result	RL	Units	DF	Prep	Analyzed	By	Method	Prep Method
Chromium	261	1.3	mg/kg	1	03/26/08	03/26/08	ND	SW846 6010B [1]	SW846 3050B [2]

(1) Instrument QC Batch: MA20658
(2) Prep QC Batch: MP43000

RL = Reporting Limit

Report of Analysis

Client Sample ID:	115-WC-WP13-COMP2		
Lab Sample ID:	J84921-47	Date Sampled:	03/04/08
Matrix:	SO - Soil	Date Received:	03/05/08
		Percent Solids:	74.2
Project:	ALNJB: Area 7, Jersey City, NJ		

Metals Analysis, TCLP Leachate SW846 1311

Analyte	Result	HW#	MCL	RL	Units	DF	Prep	Analyzed	By	Method	Prep Method
Arsenic	< 0.50	D004	5.0	0.50	mg/l	1	03/19/08	03/20/08	ND	SW846 6010B [1]	SW846 3010A [3]
Barium	< 1.0	D005	100	1.0	mg/l	1	03/19/08	03/20/08	ND	SW846 6010B [1]	SW846 3010A [3]
Cadmium	< 0.0050	D006	1.0	0.0050	mg/l	1	03/19/08	03/20/08	ND	SW846 6010B [1]	SW846 3010A [3]
Chromium	0.13	D007	5.0	0.010	mg/l	1	03/19/08	03/20/08	ND	SW846 6010B [1]	SW846 3010A [3]
Lead	< 0.50	D008	5.0	0.50	mg/l	1	03/19/08	03/20/08	ND	SW846 6010B [1]	SW846 3010A [3]
Mercury	< 0.00020	D009	0.20	0.00020	mg/l	1	03/20/08	03/20/08	JF	SW846 7470A [2]	SW846 7470A [4]
Selenium	< 0.50	D010	1.0	0.50	mg/l	1	03/19/08	03/20/08	ND	SW846 6010B [1]	SW846 3010A [3]
Silver	< 0.010	D011	5.0	0.010	mg/l	1	03/19/08	03/20/08	ND	SW846 6010B [1]	SW846 3010A [3]

(1) Instrument QC Batch: MA20630
(2) Instrument QC Batch: MA20637
(3) Prep QC Batch: MP42924
(4) Prep QC Batch: MP42938

RL = Reporting Limit
MCL = Maximum Contamination Level (40 CFR 261 6/96)

Report of Analysis

Client Sample ID:	115-WC-WP13-COMP3		
Lab Sample ID:	J84921-48	Date Sampled:	03/06/08
Matrix:	SO - Soil	Date Received:	03/07/08
Method:	SW846 8260B SW846 1311	Percent Solids:	73.2
Project:	ALNJB: Area 7, Jersey City, NJ		

	File ID	DF	Analyzed	By	Prep Date	Prep Batch	Analytical Batch
Run #1	L226021.D	5	03/19/08	MAH	03/18/08	GP43215	VL5233
Run #2							

	Purge Volume
Run #1	5.0 ml
Run #2	

VOA TCLP Leachate

TCLP Leachate method SW846 1311

CAS No.	Compound	Result	HW#	MCL	RL	MDL	Units	Q
71-43-2	Benzene	ND	D018	0.50	0.0050	0.0011	mg/l	
78-93-3	2-Butanone (MEK)	ND	D035	200	0.10	0.013	mg/l	
56-23-5	Carbon tetrachloride	ND	D019	0.50	0.0050	0.0015	mg/l	
108-90-7	Chlorobenzene	ND	D021	100	0.0050	0.0011	mg/l	
67-66-3	Chloroform	0.0186	D022	6.0	0.0050	0.0011	mg/l	
106-46-7	1,4-Dichlorobenzene	ND	D027	7.5	0.0050	0.0012	mg/l	
107-06-2	1,2-Dichloroethane	ND	D028	0.50	0.0050	0.0015	mg/l	
75-35-4	1,1-Dichloroethene	ND	D029	0.70	0.0050	0.0016	mg/l	
127-18-4	Tetrachloroethene	ND	D039	0.70	0.0050	0.0014	mg/l	
79-01-6	Trichloroethene	ND	D040	0.50	0.0050	0.0014	mg/l	
75-01-4	Vinyl chloride	ND	D043	0.20	0.025	0.0014	mg/l	

CAS No.	Surrogate Recoveries	Run# 1	Run# 2	Limits
1868-53-7	Dibromofluoromethane	99%		77-121%
17060-07-0	1,2-Dichloroethane-D4	104%		65-133%
2037-26-5	Toluene-D8	98%		80-117%
460-00-4	4-Bromofluorobenzene	113%		79-124%

ND = Not detected MDL - Method Detection Limit
MCL = Maximum Contamination Level (40 CFR 261 6/96)
E = Indicates value exceeds calibration range
J = Indicates an estimated value
B = Indicates analyte found in associated method blank
N = Indicates presumptive evidence of a compound

Report of Analysis

Client Sample ID:	115-WC-WP13-COMP3		
Lab Sample ID:	J84921-48	Date Sampled:	03/06/08
Matrix:	SO - Soil	Date Received:	03/07/08
Method:	SW846 8270C SW846 3510C	Percent Solids:	73.2
Project:	ALNJB: Area 7, Jersey City, NJ		

	File ID	DF	Analyzed	By	Prep Date	Prep Batch	Analytical Batch
Run #1	F73821.D	1	03/21/08	NAP	03/20/08	OP31775	EF3516
Run #2							

	Initial Volume	Final Volume
Run #1	100 ml	1.0 ml
Run #2		

ABN TCLP Leachate

TCLP Leachate method SW846 1311

CAS No.	Compound	Result	HW#	MCL	RL	MDL	Units	Q
95-48-7	2-Methylphenol	ND	D023	200	0.050	0.014	mg/l	
	3&4-Methylphenol	ND	D024	200	0.050	0.013	mg/l	
87-86-5	Pentachlorophenol	ND	D037	100	0.20	0.019	mg/l	
95-95-4	2,4,5-Trichlorophenol	ND	D041	400	0.050	0.019	mg/l	
88-06-2	2,4,6-Trichlorophenol	ND	D042	2.0	0.050	0.013	mg/l	
106-46-7	1,4-Dichlorobenzene	ND	D027	7.5	0.020	0.0018	mg/l	
121-14-2	2,4-Dinitrotoluene	ND	D030	0.13	0.020	0.0086	mg/l	
118-74-1	Hexachlorobenzene	ND	D032	0.13	0.020	0.0054	mg/l	
87-68-3	Hexachlorobutadiene	ND	D033	0.50	0.020	0.0018	mg/l	
67-72-1	Hexachloroethane	ND	D034	3.0	0.050	0.0028	mg/l	
98-95-3	Nitrobenzene	ND	D036	2.0	0.020	0.0042	mg/l	
110-86-1	Pyridine	ND	D038	5.0	0.020	0.0064	mg/l	

CAS No.	Surrogate Recoveries	Run# 1	Run# 2	Limits
367-12-4	2-Fluorophenol	23%		10-69%
4165-62-2	Phenol-d5	14%		10-52%
118-79-6	2,4,6-Tribromophenol	64%		33-125%
4165-60-0	Nitrobenzene-d5	54%		27-120%
321-60-8	2-Fluorobiphenyl	55%		31-111%
1718-51-0	Terphenyl-d14	72%		31-124%

ND = Not detected MDL - Method Detection Limit
MCL = Maximum Contamination Level (40 CFR 261 6/96)
E = Indicates value exceeds calibration range
J = Indicates an estimated value
B = Indicates analyte found in associated method blank
N = Indicates presumptive evidence of a compound

Report of Analysis

Client Sample ID:	115-WC-WP13-COMP3		
Lab Sample ID:	J84921-48	Date Sampled:	03/06/08
Matrix:	SO - Soil	Date Received:	03/07/08
Method:	SW846 8015	Percent Solids:	73.2
Project:	ALNJB: Area 7, Jersey City, NJ		

	File ID	DF	Analyzed	By	Prep Date	Prep Batch	Analytical Batch
Run #1	UV55756.D	1	03/20/08	KEM	n/a	n/a	GUV2481
Run #2							

	Initial Weight	Final Volume	Methanol Aliquot
Run #1	9.9 g	10.0 ml	100 ul
Run #2			

CAS No.	Compound	Result	RL	MDL	Units	Q
	TPH-GRO (C6-C10)	ND	17	3.6	mg/kg	

CAS No.	Surrogate Recoveries	Run# 1	Run# 2	Limits
98-08-8	aaa-Trifluorotoluene	84%		42-141%

ND = Not detected MDL - Method Detection Limit
RL = Reporting Limit
E = Indicates value exceeds calibration range
J = Indicates an estimated value
B = Indicates analyte found in associated method blank
N = Indicates presumptive evidence of a compound

Report of Analysis

Client Sample ID:	115-WC-WP13-COMP3		
Lab Sample ID:	J84921-48	Date Sampled:	03/06/08
Matrix:	SO - Soil	Date Received:	03/07/08
Method:	SW846 8151 SW846 3510C	Percent Solids:	73.2
Project:	ALNJB: Area 7, Jersey City, NJ		

	File ID	DF	Analyzed	By	Prep Date	Prep Batch	Analytical Batch
Run #1	WW71889.D	1	03/25/08	OPM	03/22/08	OP31777	GWW2387
Run #2							

	Initial Volume	Final Volume
Run #1	100 ml	10.0 ml
Run #2		

Herbicide TCLP Leachate — TCLP Leachate method SW846 1311

CAS No.	Compound	Result	HW#	MCL	RL	MDL	Units	Q
94-75-7	2,4-D	ND	D016	10	0.0050	0.0033	mg/l	
93-72-1	2,4,5-TP (Silvex)	ND	D017	1.0	0.0015	0.00034	mg/l	

CAS No.	Surrogate Recoveries	Run# 1	Run# 2	Limits
19719-28-9	2,4-DCAA	97%		54-141%
19719-28-9	2,4-DCAA	95%		54-141%

ND = Not detected MDL - Method Detection Limit
MCL = Maximum Contamination Level (40 CFR 261 6/96)
E = Indicates value exceeds calibration range
J = Indicates an estimated value
B = Indicates analyte found in associated method blank
N = Indicates presumptive evidence of a compound

Report of Analysis

Client Sample ID:	115-WC-WP13-COMP3		
Lab Sample ID:	J84921-48	Date Sampled:	03/06/08
Matrix:	SO - Soil	Date Received:	03/07/08
Method:	SW846 8081A SW846 3510C	Percent Solids:	73.2
Project:	ALNJB: Area 7, Jersey City, NJ		

	File ID	DF	Analyzed	By	Prep Date	Prep Batch	Analytical Batch
Run #1	XX75964.D	1	03/22/08	JSE	03/20/08	OP31776	GXX3100
Run #2							

	Initial Volume	Final Volume
Run #1	100 ml	10.0 ml
Run #2		

Pesticide TCLP Leachate — TCLP Leachate method SW846 1311

CAS No.	Compound	Result	HW#	MCL	RL	MDL	Units	Q
58-89-9	gamma-BHC (Lindane)	ND	D013	0.40	0.00020	0.000017	mg/l	
12789-03-6	Chlordane	ND	D020	0.030	0.0050	0.00067	mg/l	
72-20-8	Endrin	ND	D012	0.020	0.00020	0.000030	mg/l	
76-44-8	Heptachlor	ND	D031	0.0080	0.00020	0.000026	mg/l	
1024-57-3	Heptachlor epoxide	ND	D031	0.0080	0.00020	0.000015	mg/l	
72-43-5	Methoxychlor	ND	D014	10	0.00050	0.000068	mg/l	
8001-35-2	Toxaphene	ND	D015	0.50	0.0025	0.00094	mg/l	

CAS No.	Surrogate Recoveries	Run# 1	Run# 2	Limits
877-09-8	Tetrachloro-m-xylene	103%		30-128%
877-09-8	Tetrachloro-m-xylene	102%		30-128%
2051-24-3	Decachlorobiphenyl	109%		10-138%
2051-24-3	Decachlorobiphenyl	109%		10-138%

ND = Not detected MDL - Method Detection Limit
MCL = Maximum Contamination Level (40 CFR 261 6/96)
E = Indicates value exceeds calibration range
J = Indicates an estimated value
B = Indicates analyte found in associated method blank
N = Indicates presumptive evidence of a compound

Report of Analysis

Client Sample ID:	115-WC-WP13-COMP3		
Lab Sample ID:	J84921-48	Date Sampled:	03/06/08
Matrix:	SO - Soil	Date Received:	03/07/08
Method:	SW846 8082 SW846 3545	Percent Solids:	73.2
Project:	ALNJB: Area 7, Jersey City, NJ		

	File ID	DF	Analyzed	By	Prep Date	Prep Batch	Analytical Batch
Run #1	EF72024.D	1	03/20/08	OPM	03/18/08	OP31759	GEF3381
Run #2							

	Initial Weight	Final Volume
Run #1	15.1 g	10.0 ml
Run #2		

PCB List

CAS No.	Compound	Result	RL	MDL	Units	Q
12674-11-2	Aroclor 1016	ND	45	8.6	ug/kg	
11104-28-2	Aroclor 1221	ND	45	27	ug/kg	
11141-16-5	Aroclor 1232	ND	45	25	ug/kg	
53469-21-9	Aroclor 1242	ND	45	14	ug/kg	
12672-29-6	Aroclor 1248	ND	45	16	ug/kg	
11097-69-1	Aroclor 1254	ND	45	21	ug/kg	
11096-82-5	Aroclor 1260	ND	45	9.1	ug/kg	

CAS No.	Surrogate Recoveries	Run# 1	Run# 2	Limits
877-09-8	Tetrachloro-m-xylene	95%		37-140%
877-09-8	Tetrachloro-m-xylene	102%		37-140%
2051-24-3	Decachlorobiphenyl	91%		40-151%
2051-24-3	Decachlorobiphenyl	93%		40-151%

ND = Not detected MDL - Method Detection Limit
RL = Reporting Limit
E = Indicates value exceeds calibration range
J = Indicates an estimated value
B = Indicates analyte found in associated method blank
N = Indicates presumptive evidence of a compound

Report of Analysis

Client Sample ID:	115-WC-WP13-COMP3		
Lab Sample ID:	J84921-48	Date Sampled:	03/06/08
Matrix:	SO - Soil	Date Received:	03/07/08
Method:	SW846-8015 SW846 3545	Percent Solids:	73.2
Project:	ALNJB: Area 7, Jersey City, NJ		

	File ID	DF	Analyzed	By	Prep Date	Prep Batch	Analytical Batch
Run #1	2Y20436.D	1	03/24/08	VDT	03/18/08	OP31757	G2Y829
Run #2							

	Initial Weight	Final Volume
Run #1	8.0 g	1.0 ml
Run #2		

CAS No.	Compound	Result	RL	MDL	Units	Q
	TPH-DRO (C10-C28)	124	17	3.6	mg/kg	

CAS No.	Surrogate Recoveries	Run# 1	Run# 2	Limits
84-15-1	o-Terphenyl	74%		31-152%
16416-32-3	Tetracosane-d50	84%		34-153%
438-22-2	5a-Androstane	84%		36-151%

ND = Not detected MDL - Method Detection Limit
RL = Reporting Limit
E = Indicates value exceeds calibration range
J = Indicates an estimated value
B = Indicates analyte found in associated method blank
N = Indicates presumptive evidence of a compound

Report of Analysis

Client Sample ID:	115-WC-WP13-COMP3		
Lab Sample ID:	J84921-48	Date Sampled:	03/06/08
Matrix:	SO - Soil	Date Received:	03/07/08
		Percent Solids:	73.2
Project:	ALNJB: Area 7, Jersey City, NJ		

Metals Analysis, TCLP Leachate SW846 1311

Analyte	Result	HW#	MCL	RL	Units	DF	Prep	Analyzed	By	Method	Prep Method
Arsenic	< 0.50	D004	5.0	0.50	mg/l	1	03/19/08	03/20/08	ND	SW846 6010B [1]	SW846 3010A [3]
Barium	< 1.0	D005	100	1.0	mg/l	1	03/19/08	03/20/08	ND	SW846 6010B [1]	SW846 3010A [3]
Cadmium	< 0.0050	D006	1.0	0.0050	mg/l	1	03/19/08	03/20/08	ND	SW846 6010B [1]	SW846 3010A [3]
Chromium	0.080	D007	5.0	0.010	mg/l	1	03/19/08	03/20/08	ND	SW846 6010B [1]	SW846 3010A [3]
Lead	< 0.50	D008	5.0	0.50	mg/l	1	03/19/08	03/20/08	ND	SW846 6010B [1]	SW846 3010A [3]
Mercury	< 0.00020	D009	0.20	0.00020	mg/l	1	03/20/08	03/20/08	JF	SW846 7470A [2]	SW846 7470A [4]
Selenium	< 0.50	D010	1.0	0.50	mg/l	1	03/19/08	03/20/08	ND	SW846 6010B [1]	SW846 3010A [3]
Silver	< 0.010	D011	5.0	0.010	mg/l	1	03/19/08	03/20/08	ND	SW846 6010B [1]	SW846 3010A [3]

(1) Instrument QC Batch: MA20630
(2) Instrument QC Batch: MA20637
(3) Prep QC Batch: MP42924
(4) Prep QC Batch: MP42938

RL = Reporting Limit
MCL = Maximum Contamination Level (40 CFR 261 6/96)

Report of Analysis

Client Sample ID:	115-WC-WP13-COMP3		
Lab Sample ID:	J84921-48	Date Sampled:	03/06/08
Matrix:	SO - Soil	Date Received:	03/07/08
		Percent Solids:	73.2
Project:	ALNJB: Area 7, Jersey City, NJ		

General Chemistry

Analyte	Result	RL	Units	DF	Analyzed	By	Method
Chromium, Hexavalent	28.7	1.4	mg/kg	1	03/26/08 13:22	AD	SW846 3060A/7196A
Corrosivity as pH	11.77 NC		su	1	03/24/08	RA	SW846 CHAP7
Cyanide Reactivity	< 6.8	6.8	mg/kg	1	03/20/08 13:35	JA	SW846 CHAP7
Ignitability (Flashpoint)	> 200		Deg. F	1	03/18/08	LMM	SW846 CHAP7/ASTM D93
Redox Potential Vs H2	142		mv	1	03/21/08	LE	ASTM D1498-76M
Solids, Percent	73.2		%	1	03/20/08	MET	EPA 160.3 M
Sulfide Reactivity	< 140	140	mg/kg	1	03/20/08	ST	SW846 CHAP7/9034
pH	11.77		su	1	03/24/08	RA	SW846 9045C

RL = Reporting Limit

Report of Analysis

Client Sample ID:	115-WC-WP13-COMP3		
Lab Sample ID:	J84921-48A	Date Sampled:	03/06/08
Matrix:	SO - Soil	Date Received:	03/07/08
		Percent Solids:	73.2
Project:	ALNJB: Area 7, Jersey City, NJ		

Metals Analysis

Analyte	Result	RL	Units	DF	Prep	Analyzed	By	Method	Prep Method
Chromium	365	1.4	mg/kg	1	03/18/08	03/19/08	ND	SW846 6010B [1]	SW846 3050B [2]

(1) Instrument QC Batch: MA20630
(2) Prep QC Batch: MP42926

RL = Reporting Limit

Report of Analysis

Client Sample ID:	115-WC-WP13-COMP4		
Lab Sample ID:	J84921-49	Date Sampled:	03/05/08
Matrix:	SO - Soil	Date Received:	03/05/08
Method:	SW846 8260B SW846 1311	Percent Solids:	74.2
Project:	ALNJB: Area 7, Jersey City, NJ		

	File ID	DF	Analyzed	By	Prep Date	Prep Batch	Analytical Batch
Run #1	L226028.D	5	03/20/08	MAH	03/18/08	GP43215	VL5234
Run #2							

	Purge Volume
Run #1	5.0 ml
Run #2	

VOA TCLP Leachate

TCLP Leachate method SW846 1311

CAS No.	Compound	Result	HW#	MCL	RL	MDL	Units	Q
71-43-2	Benzene	ND	D018	0.50	0.0050	0.0011	mg/l	
78-93-3	2-Butanone (MEK)	ND	D035	200	0.10	0.013	mg/l	
56-23-5	Carbon tetrachloride	ND	D019	0.50	0.0050	0.0015	mg/l	
108-90-7	Chlorobenzene	ND	D021	100	0.0050	0.0011	mg/l	
67-66-3	Chloroform	ND	D022	6.0	0.0050	0.0011	mg/l	
106-46-7	1,4-Dichlorobenzene	ND	D027	7.5	0.0050	0.0012	mg/l	
107-06-2	1,2-Dichloroethane	ND	D028	0.50	0.0050	0.0015	mg/l	
75-35-4	1,1-Dichloroethene	ND	D029	0.70	0.0050	0.0016	mg/l	
127-18-4	Tetrachloroethene	ND	D039	0.70	0.0050	0.0014	mg/l	
79-01-6	Trichloroethene	ND	D040	0.50	0.0050	0.0014	mg/l	
75-01-4	Vinyl chloride	ND	D043	0.20	0.025	0.0014	mg/l	

CAS No.	Surrogate Recoveries	Run# 1	Run# 2	Limits
1868-53-7	Dibromofluoromethane	93%		77-121%
17060-07-0	1,2-Dichloroethane-D4	94%		65-133%
2037-26-5	Toluene-D8	96%		80-117%
460-00-4	4-Bromofluorobenzene	106%		79-124%

ND = Not detected MDL - Method Detection Limit
MCL = Maximum Contamination Level (40 CFR 261 6/96)
E = Indicates value exceeds calibration range
J = Indicates an estimated value
B = Indicates analyte found in associated method blank
N = Indicates presumptive evidence of a compound

Report of Analysis

Client Sample ID:	115-WC-WP13-COMP4		
Lab Sample ID:	J84921-49	Date Sampled:	03/05/08
Matrix:	SO - Soil	Date Received:	03/05/08
Method:	SW846 8270C SW846 3510C	Percent Solids:	74.2
Project:	ALNJB: Area 7, Jersey City, NJ		

	File ID	DF	Analyzed	By	Prep Date	Prep Batch	Analytical Batch
Run #1	F73822.D	1	03/21/08	NAP	03/20/08	OP31775	EF3516
Run #2							

	Initial Volume	Final Volume
Run #1	100 ml	1.0 ml
Run #2		

ABN TCLP Leachate

TCLP Leachate method SW846 1311

CAS No.	Compound	Result	HW#	MCL	RL	MDL	Units	Q
95-48-7	2-Methylphenol	ND	D023	200	0.050	0.014	mg/l	
	3&4-Methylphenol	ND	D024	200	0.050	0.013	mg/l	
87-86-5	Pentachlorophenol	ND	D037	100	0.20	0.019	mg/l	
95-95-4	2,4,5-Trichlorophenol	ND	D041	400	0.050	0.019	mg/l	
88-06-2	2,4,6-Trichlorophenol	ND	D042	2.0	0.050	0.013	mg/l	
106-46-7	1,4-Dichlorobenzene	ND	D027	7.5	0.020	0.0018	mg/l	
121-14-2	2,4-Dinitrotoluene	ND	D030	0.13	0.020	0.0086	mg/l	
118-74-1	Hexachlorobenzene	ND	D032	0.13	0.020	0.0054	mg/l	
87-68-3	Hexachlorobutadiene	ND	D033	0.50	0.020	0.0018	mg/l	
67-72-1	Hexachloroethane	ND	D034	3.0	0.050	0.0028	mg/l	
98-95-3	Nitrobenzene	ND	D036	2.0	0.020	0.0042	mg/l	
110-86-1	Pyridine	ND	D038	5.0	0.020	0.0064	mg/l	

CAS No.	Surrogate Recoveries	Run# 1	Run# 2	Limits
367-12-4	2-Fluorophenol	34%		10-69%
4165-62-2	Phenol-d5	22%		10-52%
118-79-6	2,4,6-Tribromophenol	82%		33-125%
4165-60-0	Nitrobenzene-d5	70%		27-120%
321-60-8	2-Fluorobiphenyl	70%		31-111%
1718-51-0	Terphenyl-d14	86%		31-124%

ND = Not detected MDL - Method Detection Limit
MCL = Maximum Contamination Level (40 CFR 261 6/96)
E = Indicates value exceeds calibration range
J = Indicates an estimated value
B = Indicates analyte found in associated method blank
N = Indicates presumptive evidence of a compound

Report of Analysis

Client Sample ID:	115-WC-WP13-COMP4		
Lab Sample ID:	J84921-49	Date Sampled:	03/05/08
Matrix:	SO - Soil	Date Received:	03/05/08
Method:	SW846 8015	Percent Solids:	74.2
Project:	ALNJB: Area 7, Jersey City, NJ		

	File ID	DF	Analyzed	By	Prep Date	Prep Batch	Analytical Batch
Run #1	UV55725.D	1	03/19/08	KEM	n/a	n/a	GUV2480
Run #2							

	Initial Weight	Final Volume	Methanol Aliquot
Run #1	9.7 g	10.0 ml	100 ul
Run #2			

CAS No.	Compound	Result	RL	MDL	Units	Q
	TPH-GRO (C6-C10)	ND	17	3.6	mg/kg	

CAS No.	Surrogate Recoveries	Run# 1	Run# 2	Limits
98-08-8	aaa-Trifluorotoluene	86%		42-141%

ND = Not detected MDL - Method Detection Limit
RL = Reporting Limit
E = Indicates value exceeds calibration range
J = Indicates an estimated value
B = Indicates analyte found in associated method blank
N = Indicates presumptive evidence of a compound

Report of Analysis

Client Sample ID:	115-WC-WP13-COMP4		
Lab Sample ID:	J84921-49	Date Sampled:	03/05/08
Matrix:	SO - Soil	Date Received:	03/05/08
Method:	SW846 8151 SW846 3510C	Percent Solids:	74.2
Project:	ALNJB: Area 7, Jersey City, NJ		

	File ID	DF	Analyzed	By	Prep Date	Prep Batch	Analytical Batch
Run #1	WW71892.D	1	03/25/08	OPM	03/22/08	OP31777	GWW2387
Run #2							

	Initial Volume	Final Volume
Run #1	100 ml	10.0 ml
Run #2		

Herbicide TCLP Leachate

TCLP Leachate method SW846 1311

CAS No.	Compound	Result	HW#	MCL	RL	MDL	Units	Q
94-75-7	2,4-D	ND	D016	10	0.0050	0.0033	mg/l	
93-72-1	2,4,5-TP (Silvex)	ND	D017	1.0	0.0015	0.00034	mg/l	

CAS No.	Surrogate Recoveries	Run# 1	Run# 2	Limits
19719-28-9	2,4-DCAA	105%		54-141%
19719-28-9	2,4-DCAA	101%		54-141%

ND = Not detected MDL - Method Detection Limit
MCL = Maximum Contamination Level (40 CFR 261 6/96)
E = Indicates value exceeds calibration range
J = Indicates an estimated value
B = Indicates analyte found in associated method blank
N = Indicates presumptive evidence of a compound

Report of Analysis

Client Sample ID:	115-WC-WP13-COMP4		
Lab Sample ID:	J84921-49	Date Sampled:	03/05/08
Matrix:	SO - Soil	Date Received:	03/05/08
Method:	SW846 8081A SW846 3510C	Percent Solids:	74.2
Project:	ALNJB: Area 7, Jersey City, NJ		

	File ID	DF	Analyzed	By	Prep Date	Prep Batch	Analytical Batch
Run #1	XX75967.D	1	03/22/08	JSE	03/20/08	OP31776	GXX3100
Run #2							

	Initial Volume	Final Volume
Run #1	100 ml	10.0 ml
Run #2		

Pesticide TCLP Leachate

TCLP Leachate method SW846 1311

CAS No.	Compound	Result	HW#	MCL	RL	MDL	Units	Q
58-89-9	gamma-BHC (Lindane)	ND	D013	0.40	0.00020	0.000017	mg/l	
12789-03-6	Chlordane	ND	D020	0.030	0.0050	0.00067	mg/l	
72-20-8	Endrin	ND	D012	0.020	0.00020	0.000030	mg/l	
76-44-8	Heptachlor	ND	D031	0.0080	0.00020	0.000026	mg/l	
1024-57-3	Heptachlor epoxide	ND	D031	0.0080	0.00020	0.000015	mg/l	
72-43-5	Methoxychlor	ND	D014	10	0.00050	0.000068	mg/l	
8001-35-2	Toxaphene	ND	D015	0.50	0.0025	0.00094	mg/l	

CAS No.	Surrogate Recoveries	Run# 1	Run# 2	Limits
877-09-8	Tetrachloro-m-xylene	80%		30-128%
877-09-8	Tetrachloro-m-xylene	82%		30-128%
2051-24-3	Decachlorobiphenyl	96%		10-138%
2051-24-3	Decachlorobiphenyl	96%		10-138%

ND = Not detected MDL - Method Detection Limit
MCL = Maximum Contamination Level (40 CFR 261 6/96)
E = Indicates value exceeds calibration range
J = Indicates an estimated value
B = Indicates analyte found in associated method blank
N = Indicates presumptive evidence of a compound

Report of Analysis

Client Sample ID:	115-WC-WP13-COMP4		
Lab Sample ID:	J84921-49	Date Sampled:	03/05/08
Matrix:	SO - Soil	Date Received:	03/05/08
Method:	SW846 8082 SW846 3545	Percent Solids:	74.2
Project:	ALNJB: Area 7, Jersey City, NJ		

	File ID	DF	Analyzed	By	Prep Date	Prep Batch	Analytical Batch
Run #1	EF72021.D	1	03/19/08	OPM	03/18/08	OP31759	GEF3381
Run #2							

	Initial Weight	Final Volume
Run #1	15.0 g	10.0 ml
Run #2		

PCB List

CAS No.	Compound	Result	RL	MDL	Units	Q
12674-11-2	Aroclor 1016	ND	45	8.5	ug/kg	
11104-28-2	Aroclor 1221	ND	45	27	ug/kg	
11141-16-5	Aroclor 1232	ND	45	24	ug/kg	
53469-21-9	Aroclor 1242	ND	45	14	ug/kg	
12672-29-6	Aroclor 1248	ND	45	16	ug/kg	
11097-69-1	Aroclor 1254	ND	45	21	ug/kg	
11096-82-5	Aroclor 1260	ND	45	9.1	ug/kg	

CAS No.	Surrogate Recoveries	Run# 1	Run# 2	Limits
877-09-8	Tetrachloro-m-xylene	95%		37-140%
877-09-8	Tetrachloro-m-xylene	103%		37-140%
2051-24-3	Decachlorobiphenyl	91%		40-151%
2051-24-3	Decachlorobiphenyl	95%		40-151%

ND = Not detected MDL - Method Detection Limit
RL = Reporting Limit
E = Indicates value exceeds calibration range
J = Indicates an estimated value
B = Indicates analyte found in associated method blank
N = Indicates presumptive evidence of a compound

Report of Analysis

Client Sample ID:	115-WC-WP13-COMP4		
Lab Sample ID:	J84921-49	Date Sampled:	03/05/08
Matrix:	SO - Soil	Date Received:	03/05/08
Method:	SW846-8015 SW846 3545	Percent Solids:	74.2
Project:	ALNJB: Area 7, Jersey City, NJ		

	File ID	DF	Analyzed	By	Prep Date	Prep Batch	Analytical Batch
Run #1	2Y20536.D	1	03/27/08	VDT	03/18/08	OP31757	G2Y832
Run #2							

	Initial Weight	Final Volume
Run #1	8.0 g	1.0 ml
Run #2		

CAS No.	Compound	Result	RL	MDL	Units	Q
	TPH-DRO (C10-C28)	129	17	3.5	mg/kg	

CAS No.	Surrogate Recoveries	Run# 1	Run# 2	Limits
84-15-1	o-Terphenyl	76%		31-152%
16416-32-3	Tetracosane-d50	87%		34-153%
438-22-2	5a-Androstane	86%		36-151%

ND = Not detected MDL - Method Detection Limit
RL = Reporting Limit
E = Indicates value exceeds calibration range
J = Indicates an estimated value
B = Indicates analyte found in associated method blank
N = Indicates presumptive evidence of a compound

Report of Analysis

Client Sample ID:	115-WC-WP13-COMP4		
Lab Sample ID:	J84921-49	Date Sampled:	03/05/08
Matrix:	SO - Soil	Date Received:	03/05/08
		Percent Solids:	74.2
Project:	ALNJB: Area 7, Jersey City, NJ		

Metals Analysis, TCLP Leachate SW846 1311

Analyte	Result	HW#	MCL	RL	Units	DF	Prep	Analyzed	By	Method	Prep Method
Arsenic	< 0.50	D004	5.0	0.50	mg/l	1	03/19/08	03/20/08	ND	SW846 6010B [1]	SW846 3010A [3]
Barium	< 1.0	D005	100	1.0	mg/l	1	03/19/08	03/20/08	ND	SW846 6010B [1]	SW846 3010A [3]
Cadmium	< 0.0050	D006	1.0	0.0050	mg/l	1	03/19/08	03/20/08	ND	SW846 6010B [1]	SW846 3010A [3]
Chromium	0.11	D007	5.0	0.010	mg/l	1	03/19/08	03/20/08	ND	SW846 6010B [1]	SW846 3010A [3]
Lead	< 0.50	D008	5.0	0.50	mg/l	1	03/19/08	03/20/08	ND	SW846 6010B [1]	SW846 3010A [3]
Mercury	< 0.00020	D009	0.20	0.00020	mg/l	1	03/20/08	03/20/08	JF	SW846 7470A [2]	SW846 7470A [4]
Selenium	< 0.50	D010	1.0	0.50	mg/l	1	03/19/08	03/20/08	ND	SW846 6010B [1]	SW846 3010A [3]
Silver	< 0.010	D011	5.0	0.010	mg/l	1	03/19/08	03/20/08	ND	SW846 6010B [1]	SW846 3010A [3]

(1) Instrument QC Batch: MA20630
(2) Instrument QC Batch: MA20637
(3) Prep QC Batch: MP42924
(4) Prep QC Batch: MP42938

RL = Reporting Limit
MCL = Maximum Contamination Level (40 CFR 261 6/96)

Report of Analysis

Client Sample ID:	115-WC-WP13-COMP4		
Lab Sample ID:	J84921-49	Date Sampled:	03/05/08
Matrix:	SO - Soil	Date Received:	03/05/08
		Percent Solids:	74.2
Project:	ALNJB: Area 7, Jersey City, NJ		

General Chemistry

Analyte	Result	RL	Units	DF	Analyzed	By	Method
Chromium, Hexavalent	16.7	1.3	mg/kg	1	03/26/08 13:22	AD	SW846 3060A/7196A
Corrosivity as pH	11.73 NC		su	1	03/24/08	RA	SW846 CHAP7
Cyanide Reactivity	< 6.7	6.7	mg/kg	1	03/18/08 15:54	JA	SW846 CHAP7
Ignitability (Flashpoint)	> 200		Deg. F	1	03/18/08	LMM	SW846 CHAP7/ASTM D93
Redox Potential Vs H2	144		mv	1	03/21/08	JOO	ASTM D1498-76M
Solids, Percent	74.2		%	1	03/21/08	KMP	EPA 160.3 M
Sulfide Reactivity	< 130	130	mg/kg	1	03/19/08	ST	SW846 CHAP7/9034
pH	11.73		su	1	03/24/08	JOO	SW846 9045C

RL = Reporting Limit

Report of Analysis

Client Sample ID:	115-WC-WP13-COMP4		
Lab Sample ID:	J84921-49A	Date Sampled:	03/05/08
Matrix:	SO - Soil	Date Received:	03/05/08
		Percent Solids:	74.2
Project:	ALNJB: Area 7, Jersey City, NJ		

Metals Analysis

Analyte	Result	RL	Units	DF	Prep	Analyzed	By	Method	Prep Method
Chromium	402	1.3	mg/kg	1	03/26/08	03/26/08	ND	SW846 6010B [1]	SW846 3050B [2]

(1) Instrument QC Batch: MA20658
(2) Prep QC Batch: MP43000

RL = Reporting Limit

Report of Analysis

Client Sample ID:	115-WC-WP13-COMP5		
Lab Sample ID:	J84921-50	Date Sampled:	03/05/08
Matrix:	SO - Soil	Date Received:	03/05/08
Method:	SW846 8260B SW846 1311	Percent Solids:	71.9
Project:	ALNJB: Area 7, Jersey City, NJ		

	File ID	DF	Analyzed	By	Prep Date	Prep Batch	Analytical Batch
Run #1	L226029.D	5	03/20/08	MAH	03/18/08	GP43215	VL5234
Run #2							

	Purge Volume
Run #1	5.0 ml
Run #2	

VOA TCLP Leachate

TCLP Leachate method SW846 1311

CAS No.	Compound	Result	HW#	MCL	RL	MDL	Units	Q
71-43-2	Benzene	ND	D018	0.50	0.0050	0.0011	mg/l	
78-93-3	2-Butanone (MEK)	ND	D035	200	0.10	0.013	mg/l	
56-23-5	Carbon tetrachloride	ND	D019	0.50	0.0050	0.0015	mg/l	
108-90-7	Chlorobenzene	ND	D021	100	0.0050	0.0011	mg/l	
67-66-3	Chloroform	ND	D022	6.0	0.0050	0.0011	mg/l	
106-46-7	1,4-Dichlorobenzene	ND	D027	7.5	0.0050	0.0012	mg/l	
107-06-2	1,2-Dichloroethane	ND	D028	0.50	0.0050	0.0015	mg/l	
75-35-4	1,1-Dichloroethene	ND	D029	0.70	0.0050	0.0016	mg/l	
127-18-4	Tetrachloroethene	ND	D039	0.70	0.0050	0.0014	mg/l	
79-01-6	Trichloroethene	ND	D040	0.50	0.0050	0.0014	mg/l	
75-01-4	Vinyl chloride	ND	D043	0.20	0.025	0.0014	mg/l	

CAS No.	Surrogate Recoveries	Run# 1	Run# 2	Limits
1868-53-7	Dibromofluoromethane	93%		77-121%
17060-07-0	1,2-Dichloroethane-D4	95%		65-133%
2037-26-5	Toluene-D8	98%		80-117%
460-00-4	4-Bromofluorobenzene	111%		79-124%

ND = Not detected MDL - Method Detection Limit
MCL = Maximum Contamination Level (40 CFR 261 6/96)
E = Indicates value exceeds calibration range
J = Indicates an estimated value
B = Indicates analyte found in associated method blank
N = Indicates presumptive evidence of a compound

Report of Analysis

Client Sample ID:	115-WC-WP13-COMP5		
Lab Sample ID:	J84921-50	Date Sampled:	03/05/08
Matrix:	SO - Soil	Date Received:	03/05/08
Method:	SW846 8270C SW846 3510C	Percent Solids:	71.9
Project:	ALNJB: Area 7, Jersey City, NJ		

	File ID	DF	Analyzed	By	Prep Date	Prep Batch	Analytical Batch
Run #1	F73823.D	1	03/21/08	NAP	03/20/08	OP31775	EF3516
Run #2							

	Initial Volume	Final Volume
Run #1	100 ml	1.0 ml
Run #2		

ABN TCLP Leachate

TCLP Leachate method SW846 1311

CAS No.	Compound	Result	HW#	MCL	RL	MDL	Units	Q
95-48-7	2-Methylphenol	ND	D023	200	0.050	0.014	mg/l	
	3&4-Methylphenol	ND	D024	200	0.050	0.013	mg/l	
87-86-5	Pentachlorophenol	ND	D037	100	0.20	0.019	mg/l	
95-95-4	2,4,5-Trichlorophenol	ND	D041	400	0.050	0.019	mg/l	
88-06-2	2,4,6-Trichlorophenol	ND	D042	2.0	0.050	0.013	mg/l	
106-46-7	1,4-Dichlorobenzene	ND	D027	7.5	0.020	0.0018	mg/l	
121-14-2	2,4-Dinitrotoluene	ND	D030	0.13	0.020	0.0086	mg/l	
118-74-1	Hexachlorobenzene	ND	D032	0.13	0.020	0.0054	mg/l	
87-68-3	Hexachlorobutadiene	ND	D033	0.50	0.020	0.0018	mg/l	
67-72-1	Hexachloroethane	ND	D034	3.0	0.050	0.0028	mg/l	
98-95-3	Nitrobenzene	ND	D036	2.0	0.020	0.0042	mg/l	
110-86-1	Pyridine	ND	D038	5.0	0.020	0.0064	mg/l	

CAS No.	Surrogate Recoveries	Run# 1	Run# 2	Limits
367-12-4	2-Fluorophenol	33%		10-69%
4165-62-2	Phenol-d5	20%		10-52%
118-79-6	2,4,6-Tribromophenol	80%		33-125%
4165-60-0	Nitrobenzene-d5	76%		27-120%
321-60-8	2-Fluorobiphenyl	66%		31-111%
1718-51-0	Terphenyl-d14	85%		31-124%

ND = Not detected MDL - Method Detection Limit
MCL = Maximum Contamination Level (40 CFR 261 6/96)
E = Indicates value exceeds calibration range
J = Indicates an estimated value
B = Indicates analyte found in associated method blank
N = Indicates presumptive evidence of a compound

Report of Analysis

Client Sample ID:	115-WC-WP13-COMP5		
Lab Sample ID:	J84921-50	Date Sampled:	03/05/08
Matrix:	SO - Soil	Date Received:	03/05/08
Method:	SW846 8015	Percent Solids:	71.9
Project:	ALNJB: Area 7, Jersey City, NJ		

	File ID	DF	Analyzed	By	Prep Date	Prep Batch	Analytical Batch
Run #1	PF64450.D	1	03/19/08	KEM	n/a	n/a	GPF1319
Run #2							

	Initial Weight	Final Volume	Methanol Aliquot
Run #1	10.1 g	10.0 ml	100 ul
Run #2			

CAS No.	Compound	Result	RL	MDL	Units	Q
	TPH-GRO (C6-C10)	ND	18	3.6	mg/kg	

CAS No.	Surrogate Recoveries	Run# 1	Run# 2	Limits
98-08-8	aaa-Trifluorotoluene	92%		42-141%

ND = Not detected MDL - Method Detection Limit
RL = Reporting Limit
E = Indicates value exceeds calibration range
J = Indicates an estimated value
B = Indicates analyte found in associated method blank
N = Indicates presumptive evidence of a compound

Report of Analysis

Client Sample ID:	115-WC-WP13-COMP5		
Lab Sample ID:	J84921-50	Date Sampled:	03/05/08
Matrix:	SO - Soil	Date Received:	03/05/08
Method:	SW846 8151 SW846 3510C	Percent Solids:	71.9
Project:	ALNJB: Area 7, Jersey City, NJ		

	File ID	DF	Analyzed	By	Prep Date	Prep Batch	Analytical Batch
Run #1	WW71893.D	1	03/25/08	OPM	03/22/08	OP31777	GWW2387
Run #2							

	Initial Volume	Final Volume
Run #1	100 ml	10.0 ml
Run #2		

Herbicide TCLP Leachate

TCLP Leachate method SW846 1311

CAS No.	Compound	Result	HW#	MCL	RL	MDL	Units	Q
94-75-7	2,4-D	ND	D016	10	0.0050	0.0033	mg/l	
93-72-1	2,4,5-TP (Silvex)	ND	D017	1.0	0.0015	0.00034	mg/l	

CAS No.	Surrogate Recoveries	Run# 1	Run# 2	Limits
19719-28-9	2,4-DCAA	103%		54-141%
19719-28-9	2,4-DCAA	101%		54-141%

ND = Not detected MDL - Method Detection Limit
MCL = Maximum Contamination Level (40 CFR 261 6/96)
E = Indicates value exceeds calibration range
J = Indicates an estimated value
B = Indicates analyte found in associated method blank
N = Indicates presumptive evidence of a compound

Report of Analysis

Client Sample ID:	115-WC-WP13-COMP5		
Lab Sample ID:	J84921-50	Date Sampled:	03/05/08
Matrix:	SO - Soil	Date Received:	03/05/08
Method:	SW846 8081A SW846 3510C	Percent Solids:	71.9
Project:	ALNJB: Area 7, Jersey City, NJ		

	File ID	DF	Analyzed	By	Prep Date	Prep Batch	Analytical Batch
Run #1	XX75968.D	1	03/22/08	JSE	03/20/08	OP31776	GXX3100
Run #2							

	Initial Volume	Final Volume
Run #1	100 ml	10.0 ml
Run #2		

Pesticide TCLP Leachate

TCLP Leachate method SW846 1311

CAS No.	Compound	Result	HW#	MCL	RL	MDL	Units	Q
58-89-9	gamma-BHC (Lindane)	ND	D013	0.40	0.00020	0.000017	mg/l	
12789-03-6	Chlordane	ND	D020	0.030	0.0050	0.00067	mg/l	
72-20-8	Endrin	ND	D012	0.020	0.00020	0.000030	mg/l	
76-44-8	Heptachlor	ND	D031	0.0080	0.00020	0.000026	mg/l	
1024-57-3	Heptachlor epoxide	ND	D031	0.0080	0.00020	0.000015	mg/l	
72-43-5	Methoxychlor	ND	D014	10	0.00050	0.000068	mg/l	
8001-35-2	Toxaphene	ND	D015	0.50	0.0025	0.00094	mg/l	

CAS No.	Surrogate Recoveries	Run# 1	Run# 2	Limits
877-09-8	Tetrachloro-m-xylene	84%		30-128%
877-09-8	Tetrachloro-m-xylene	83%		30-128%
2051-24-3	Decachlorobiphenyl	95%		10-138%
2051-24-3	Decachlorobiphenyl	94%		10-138%

ND = Not detected MDL - Method Detection Limit
MCL = Maximum Contamination Level (40 CFR 261 6/96)
E = Indicates value exceeds calibration range
J = Indicates an estimated value
B = Indicates analyte found in associated method blank
N = Indicates presumptive evidence of a compound

Report of Analysis

Client Sample ID:	115-WC-WP13-COMP5		
Lab Sample ID:	J84921-50	Date Sampled:	03/05/08
Matrix:	SO - Soil	Date Received:	03/05/08
Method:	SW846 8082 SW846 3545	Percent Solids:	71.9
Project:	ALNJB: Area 7, Jersey City, NJ		

	File ID	DF	Analyzed	By	Prep Date	Prep Batch	Analytical Batch
Run #1	EF72025.D	1	03/20/08	OPM	03/18/08	OP31759	GEF3381
Run #2							

	Initial Weight	Final Volume
Run #1	15.0 g	10.0 ml
Run #2		

PCB List

CAS No.	Compound	Result	RL	MDL	Units	Q
12674-11-2	Aroclor 1016	ND	46	8.8	ug/kg	
11104-28-2	Aroclor 1221	ND	46	28	ug/kg	
11141-16-5	Aroclor 1232	ND	46	25	ug/kg	
53469-21-9	Aroclor 1242	ND	46	15	ug/kg	
12672-29-6	Aroclor 1248	ND	46	16	ug/kg	
11097-69-1	Aroclor 1254	ND	46	22	ug/kg	
11096-82-5	Aroclor 1260	ND	46	9.4	ug/kg	

CAS No.	Surrogate Recoveries	Run# 1	Run# 2	Limits
877-09-8	Tetrachloro-m-xylene	99%		37-140%
877-09-8	Tetrachloro-m-xylene	108%		37-140%
2051-24-3	Decachlorobiphenyl	95%		40-151%
2051-24-3	Decachlorobiphenyl	98%		40-151%

ND = Not detected MDL - Method Detection Limit
RL = Reporting Limit
E = Indicates value exceeds calibration range
J = Indicates an estimated value
B = Indicates analyte found in associated method blank
N = Indicates presumptive evidence of a compound

Report of Analysis

Client Sample ID:	115-WC-WP13-COMP5		
Lab Sample ID:	J84921-50	Date Sampled:	03/05/08
Matrix:	SO - Soil	Date Received:	03/05/08
Method:	SW846-8015 SW846 3545	Percent Solids:	71.9
Project:	ALNJB: Area 7, Jersey City, NJ		

	File ID	DF	Analyzed	By	Prep Date	Prep Batch	Analytical Batch
Run #1	2Y20537.D	1	03/27/08	VDT	03/18/08	OP31757	G2Y832
Run #2							

	Initial Weight	Final Volume
Run #1	7.5 g	1.0 ml
Run #2		

CAS No.	Compound	Result	RL	MDL	Units	Q
	TPH-DRO (C10-C28)	62.3	19	3.9	mg/kg	

CAS No.	Surrogate Recoveries	Run# 1	Run# 2	Limits
84-15-1	o-Terphenyl	71%		31-152%
16416-32-3	Tetracosane-d50	85%		34-153%
438-22-2	5a-Androstane	81%		36-151%

ND = Not detected MDL - Method Detection Limit
RL = Reporting Limit
E = Indicates value exceeds calibration range
J = Indicates an estimated value
B = Indicates analyte found in associated method blank
N = Indicates presumptive evidence of a compound

Report of Analysis

Client Sample ID:	115-WC-WP13-COMP5		
Lab Sample ID:	J84921-50	Date Sampled:	03/05/08
Matrix:	SO - Soil	Date Received:	03/05/08
		Percent Solids:	71.9
Project:	ALNJB: Area 7, Jersey City, NJ		

Metals Analysis, TCLP Leachate SW846 1311

Analyte	Result	HW#	MCL	RL	Units	DF	Prep	Analyzed	By	Method	Prep Method
Arsenic	< 0.50	D004	5.0	0.50	mg/l	1	03/19/08	03/20/08	ND	SW846 6010B [1]	SW846 3010A [3]
Barium	< 1.0	D005	100	1.0	mg/l	1	03/19/08	03/20/08	ND	SW846 6010B [1]	SW846 3010A [3]
Cadmium	< 0.0050	D006	1.0	0.0050	mg/l	1	03/19/08	03/20/08	ND	SW846 6010B [1]	SW846 3010A [3]
Chromium	0.16	D007	5.0	0.010	mg/l	1	03/19/08	03/20/08	ND	SW846 6010B [1]	SW846 3010A [3]
Lead	< 0.50	D008	5.0	0.50	mg/l	1	03/19/08	03/20/08	ND	SW846 6010B [1]	SW846 3010A [3]
Mercury	< 0.00020	D009	0.20	0.00020	mg/l	1	03/20/08	03/20/08	JF	SW846 7470A [2]	SW846 7470A [4]
Selenium	< 0.50	D010	1.0	0.50	mg/l	1	03/19/08	03/20/08	ND	SW846 6010B [1]	SW846 3010A [3]
Silver	< 0.010	D011	5.0	0.010	mg/l	1	03/19/08	03/20/08	ND	SW846 6010B [1]	SW846 3010A [3]

(1) Instrument QC Batch: MA20630
(2) Instrument QC Batch: MA20637
(3) Prep QC Batch: MP42924
(4) Prep QC Batch: MP42938

RL = Reporting Limit
MCL = Maximum Contamination Level (40 CFR 261 6/96)

Report of Analysis

Client Sample ID:	115-WC-WP13-COMP5		
Lab Sample ID:	J84921-50	Date Sampled:	03/05/08
Matrix:	SO - Soil	Date Received:	03/05/08
		Percent Solids:	71.9
Project:	ALNJB: Area 7, Jersey City, NJ		

General Chemistry

Analyte	Result	RL	Units	DF	Analyzed	By	Method
Chromium, Hexavalent	17.1	1.4	mg/kg	1	03/26/08 13:22	AD	SW846 3060A/7196A
Corrosivity as pH	11.77 NC		su	1	03/24/08	RA	SW846 CHAP7
Cyanide Reactivity	< 6.9	6.9	mg/kg	1	03/19/08 13:34	JA	SW846 CHAP7
Ignitability (Flashpoint)	> 200		Deg. F	1	03/18/08	LMM	SW846 CHAP7/ASTM D93
Redox Potential Vs H2	143		mv	1	03/21/08	JOO	ASTM D1498-76M
Solids, Percent	71.9		%	1	03/21/08	KMP	EPA 160.3 M
Sulfide Reactivity	< 140	140	mg/kg	1	03/19/08	ST	SW846 CHAP7/9034
pH	11.77		su	1	03/21/08	JOO	SW846 9045C

RL = Reporting Limit

Report of Analysis

Client Sample ID:	115-WC-WP13-COMP5		
Lab Sample ID:	J84921-50A	Date Sampled:	03/05/08
Matrix:	SO - Soil	Date Received:	03/05/08
		Percent Solids:	71.9
Project:	ALNJB: Area 7, Jersey City, NJ		

Metals Analysis

Analyte	Result	RL	Units	DF	Prep	Analyzed	By	Method	Prep Method
Chromium	356	1.4	mg/kg	1	03/26/08	03/26/08	ND	SW846 6010B [1]	SW846 3050B [2]

(1) Instrument QC Batch: MA20658
(2) Prep QC Batch: MP43000

RL = Reporting Limit

Report of Analysis

Client Sample ID:	115-WC-WP13-COMP6		
Lab Sample ID:	J84921-51	Date Sampled:	03/05/08
Matrix:	SO - Soil	Date Received:	03/05/08
Method:	SW846 8260B SW846 1311	Percent Solids:	74.6
Project:	ALNJB: Area 7, Jersey City, NJ		

	File ID	DF	Analyzed	By	Prep Date	Prep Batch	Analytical Batch
Run #1	L226030.D	5	03/20/08	MAH	03/18/08	GP43215	VL5234
Run #2							

	Purge Volume
Run #1	5.0 ml
Run #2	

VOA TCLP Leachate

TCLP Leachate method SW846 1311

CAS No.	Compound	Result	HW#	MCL	RL	MDL	Units	Q
71-43-2	Benzene	ND	D018	0.50	0.0050	0.0011	mg/l	
78-93-3	2-Butanone (MEK)	ND	D035	200	0.10	0.013	mg/l	
56-23-5	Carbon tetrachloride	ND	D019	0.50	0.0050	0.0015	mg/l	
108-90-7	Chlorobenzene	ND	D021	100	0.0050	0.0011	mg/l	
67-66-3	Chloroform	0.247	D022	6.0	0.0050	0.0011	mg/l	
106-46-7	1,4-Dichlorobenzene	ND	D027	7.5	0.0050	0.0012	mg/l	
107-06-2	1,2-Dichloroethane	ND	D028	0.50	0.0050	0.0015	mg/l	
75-35-4	1,1-Dichloroethene	ND	D029	0.70	0.0050	0.0016	mg/l	
127-18-4	Tetrachloroethene	ND	D039	0.70	0.0050	0.0014	mg/l	
79-01-6	Trichloroethene	ND	D040	0.50	0.0050	0.0014	mg/l	
75-01-4	Vinyl chloride	ND	D043	0.20	0.025	0.0014	mg/l	

CAS No.	Surrogate Recoveries	Run# 1	Run# 2	Limits
1868-53-7	Dibromofluoromethane	93%		77-121%
17060-07-0	1,2-Dichloroethane-D4	95%		65-133%
2037-26-5	Toluene-D8	99%		80-117%
460-00-4	4-Bromofluorobenzene	115%		79-124%

ND = Not detected MDL - Method Detection Limit
MCL = Maximum Contamination Level (40 CFR 261 6/96)
E = Indicates value exceeds calibration range
J = Indicates an estimated value
B = Indicates analyte found in associated method blank
N = Indicates presumptive evidence of a compound

Report of Analysis

Client Sample ID:	115-WC-WP13-COMP6		
Lab Sample ID:	J84921-51	Date Sampled:	03/05/08
Matrix:	SO - Soil	Date Received:	03/05/08
Method:	SW846 8270C SW846 3510C	Percent Solids:	74.6
Project:	ALNJB: Area 7, Jersey City, NJ		

	File ID	DF	Analyzed	By	Prep Date	Prep Batch	Analytical Batch
Run #1	F73824.D	1	03/21/08	NAP	03/20/08	OP31775	EF3516
Run #2							

	Initial Volume	Final Volume
Run #1	100 ml	1.0 ml
Run #2		

ABN TCLP Leachate — TCLP Leachate method SW846 1311

CAS No.	Compound	Result	HW#	MCL	RL	MDL	Units	Q
95-48-7	2-Methylphenol	ND	D023	200	0.050	0.014	mg/l	
	3&4-Methylphenol	ND	D024	200	0.050	0.013	mg/l	
87-86-5	Pentachlorophenol	ND	D037	100	0.20	0.019	mg/l	
95-95-4	2,4,5-Trichlorophenol	ND	D041	400	0.050	0.019	mg/l	
88-06-2	2,4,6-Trichlorophenol	ND	D042	2.0	0.050	0.013	mg/l	
106-46-7	1,4-Dichlorobenzene	ND	D027	7.5	0.020	0.0018	mg/l	
121-14-2	2,4-Dinitrotoluene	ND	D030	0.13	0.020	0.0086	mg/l	
118-74-1	Hexachlorobenzene	ND	D032	0.13	0.020	0.0054	mg/l	
87-68-3	Hexachlorobutadiene	ND	D033	0.50	0.020	0.0018	mg/l	
67-72-1	Hexachloroethane	ND	D034	3.0	0.050	0.0028	mg/l	
98-95-3	Nitrobenzene	ND	D036	2.0	0.020	0.0042	mg/l	
110-86-1	Pyridine	ND	D038	5.0	0.020	0.0064	mg/l	

CAS No.	Surrogate Recoveries	Run# 1	Run# 2	Limits
367-12-4	2-Fluorophenol	25%		10-69%
4165-62-2	Phenol-d5	15%		10-52%
118-79-6	2,4,6-Tribromophenol	68%		33-125%
4165-60-0	Nitrobenzene-d5	59%		27-120%
321-60-8	2-Fluorobiphenyl	59%		31-111%
1718-51-0	Terphenyl-d14	77%		31-124%

ND = Not detected MDL - Method Detection Limit
MCL = Maximum Contamination Level (40 CFR 261 6/96)
E = Indicates value exceeds calibration range
J = Indicates an estimated value
B = Indicates analyte found in associated method blank
N = Indicates presumptive evidence of a compound

Report of Analysis

Client Sample ID:	115-WC-WP13-COMP6		
Lab Sample ID:	J84921-51	Date Sampled:	03/05/08
Matrix:	SO - Soil	Date Received:	03/05/08
Method:	SW846 8015	Percent Solids:	74.6
Project:	ALNJB: Area 7, Jersey City, NJ		

	File ID	DF	Analyzed	By	Prep Date	Prep Batch	Analytical Batch
Run #1	PF64451.D	1	03/19/08	KEM	n/a	n/a	GPF1319
Run #2							

	Initial Weight	Final Volume	Methanol Aliquot
Run #1	10.0 g	10.0 ml	100 ul
Run #2			

CAS No.	Compound	Result	RL	MDL	Units	Q
	TPH-GRO (C6-C10)	ND	17	3.5	mg/kg	

CAS No.	Surrogate Recoveries	Run# 1	Run# 2	Limits
98-08-8	aaa-Trifluorotoluene	92%		42-141%

ND = Not detected MDL - Method Detection Limit
RL = Reporting Limit
E = Indicates value exceeds calibration range
J = Indicates an estimated value
B = Indicates analyte found in associated method blank
N = Indicates presumptive evidence of a compound

Report of Analysis

Client Sample ID:	115-WC-WP13-COMP6		
Lab Sample ID:	J84921-51	Date Sampled:	03/05/08
Matrix:	SO - Soil	Date Received:	03/05/08
Method:	SW846 8151 SW846 3510C	Percent Solids:	74.6
Project:	ALNJB: Area 7, Jersey City, NJ		

	File ID	DF	Analyzed	By	Prep Date	Prep Batch	Analytical Batch
Run #1	WW71894.D	1	03/25/08	OPM	03/22/08	OP31777	GWW2387
Run #2							

	Initial Volume	Final Volume
Run #1	100 ml	10.0 ml
Run #2		

Herbicide TCLP Leachate

TCLP Leachate method SW846 1311

CAS No.	Compound	Result	HW#	MCL	RL	MDL	Units	Q
94-75-7	2,4-D	ND	D016	10	0.0050	0.0033	mg/l	
93-72-1	2,4,5-TP (Silvex)	ND	D017	1.0	0.0015	0.00034	mg/l	

CAS No.	Surrogate Recoveries	Run# 1	Run# 2	Limits
19719-28-9	2,4-DCAA	99%		54-141%
19719-28-9	2,4-DCAA	96%		54-141%

ND = Not detected MDL - Method Detection Limit
MCL = Maximum Contamination Level (40 CFR 261 6/96)
E = Indicates value exceeds calibration range
J = Indicates an estimated value
B = Indicates analyte found in associated method blank
N = Indicates presumptive evidence of a compound

Report of Analysis

Client Sample ID:	115-WC-WP13-COMP6		
Lab Sample ID:	J84921-51	Date Sampled:	03/05/08
Matrix:	SO - Soil	Date Received:	03/05/08
Method:	SW846 8081A SW846 3510C	Percent Solids:	74.6
Project:	ALNJB: Area 7, Jersey City, NJ		

	File ID	DF	Analyzed	By	Prep Date	Prep Batch	Analytical Batch
Run #1	XX75969.D	1	03/22/08	JSE	03/20/08	OP31776	GXX3100
Run #2							

	Initial Volume	Final Volume
Run #1	100 ml	10.0 ml
Run #2		

Pesticide TCLP Leachate

TCLP Leachate method SW846 1311

CAS No.	Compound	Result	HW#	MCL	RL	MDL	Units	Q
58-89-9	gamma-BHC (Lindane)	ND	D013	0.40	0.00020	0.000017	mg/l	
12789-03-6	Chlordane	ND	D020	0.030	0.0050	0.00067	mg/l	
72-20-8	Endrin	ND	D012	0.020	0.00020	0.000030	mg/l	
76-44-8	Heptachlor	ND	D031	0.0080	0.00020	0.000026	mg/l	
1024-57-3	Heptachlor epoxide	ND	D031	0.0080	0.00020	0.000015	mg/l	
72-43-5	Methoxychlor	ND	D014	10	0.00050	0.000068	mg/l	
8001-35-2	Toxaphene	ND	D015	0.50	0.0025	0.00094	mg/l	

CAS No.	Surrogate Recoveries	Run# 1	Run# 2	Limits
877-09-8	Tetrachloro-m-xylene	80%		30-128%
877-09-8	Tetrachloro-m-xylene	80%		30-128%
2051-24-3	Decachlorobiphenyl	89%		10-138%
2051-24-3	Decachlorobiphenyl	89%		10-138%

ND = Not detected MDL - Method Detection Limit
MCL = Maximum Contamination Level (40 CFR 261 6/96)
E = Indicates value exceeds calibration range
J = Indicates an estimated value
B = Indicates analyte found in associated method blank
N = Indicates presumptive evidence of a compound

Report of Analysis

Client Sample ID:	115-WC-WP13-COMP6		
Lab Sample ID:	J84921-51	Date Sampled:	03/05/08
Matrix:	SO - Soil	Date Received:	03/05/08
Method:	SW846 8082 SW846 3545	Percent Solids:	74.6
Project:	ALNJB: Area 7, Jersey City, NJ		

	File ID	DF	Analyzed	By	Prep Date	Prep Batch	Analytical Batch
Run #1	EF72026.D	1	03/20/08	OPM	03/18/08	OP31759	GEF3381
Run #2							

	Initial Weight	Final Volume
Run #1	15.3 g	10.0 ml
Run #2		

PCB List

CAS No.	Compound	Result	RL	MDL	Units	Q
12674-11-2	Aroclor 1016	ND	44	8.3	ug/kg	
11104-28-2	Aroclor 1221	ND	44	26	ug/kg	
11141-16-5	Aroclor 1232	ND	44	24	ug/kg	
53469-21-9	Aroclor 1242	ND	44	14	ug/kg	
12672-29-6	Aroclor 1248	ND	44	15	ug/kg	
11097-69-1	Aroclor 1254	ND	44	21	ug/kg	
11096-82-5	Aroclor 1260	ND	44	8.8	ug/kg	

CAS No.	Surrogate Recoveries	Run# 1	Run# 2	Limits
877-09-8	Tetrachloro-m-xylene	96%		37-140%
877-09-8	Tetrachloro-m-xylene	104%		37-140%
2051-24-3	Decachlorobiphenyl	91%		40-151%
2051-24-3	Decachlorobiphenyl	94%		40-151%

ND = Not detected MDL - Method Detection Limit
RL = Reporting Limit
E = Indicates value exceeds calibration range
J = Indicates an estimated value
B = Indicates analyte found in associated method blank
N = Indicates presumptive evidence of a compound

Report of Analysis

Client Sample ID:	115-WC-WP13-COMP6		
Lab Sample ID:	J84921-51	Date Sampled:	03/05/08
Matrix:	SO - Soil	Date Received:	03/05/08
Method:	SW846-8015 SW846 3545	Percent Solids:	74.6
Project:	ALNJB: Area 7, Jersey City, NJ		

	File ID	DF	Analyzed	By	Prep Date	Prep Batch	Analytical Batch
Run #1	2Y20538.D	1	03/27/08	VDT	03/18/08	OP31757	G2Y832
Run #2							

	Initial Weight	Final Volume
Run #1	7.3 g	1.0 ml
Run #2		

CAS No.	Compound	Result	RL	MDL	Units	Q
	TPH-DRO (C10-C28)	65.2	18	3.9	mg/kg	

CAS No.	Surrogate Recoveries	Run# 1	Run# 2	Limits
84-15-1	o-Terphenyl	75%		31-152%
16416-32-3	Tetracosane-d50	85%		34-153%
438-22-2	5a-Androstane	83%		36-151%

ND = Not detected MDL - Method Detection Limit
RL = Reporting Limit
E = Indicates value exceeds calibration range
J = Indicates an estimated value
B = Indicates analyte found in associated method blank
N = Indicates presumptive evidence of a compound

Report of Analysis

Client Sample ID:	115-WC-WP13-COMP6		
Lab Sample ID:	J84921-51	Date Sampled:	03/05/08
Matrix:	SO - Soil	Date Received:	03/05/08
		Percent Solids:	74.6
Project:	ALNJB: Area 7, Jersey City, NJ		

Metals Analysis, TCLP Leachate SW846 1311

Analyte	Result	HW#	MCL	RL	Units	DF	Prep	Analyzed	By	Method	Prep Method
Arsenic	< 0.50	D004	5.0	0.50	mg/l	1	03/19/08	03/20/08	ND	SW846 6010B [1]	SW846 3010A [3]
Barium	< 1.0	D005	100	1.0	mg/l	1	03/19/08	03/20/08	ND	SW846 6010B [1]	SW846 3010A [3]
Cadmium	< 0.0050	D006	1.0	0.0050	mg/l	1	03/19/08	03/20/08	ND	SW846 6010B [1]	SW846 3010A [3]
Chromium	1.6	D007	5.0	0.010	mg/l	1	03/19/08	03/20/08	ND	SW846 6010B [1]	SW846 3010A [3]
Lead	< 0.50	D008	5.0	0.50	mg/l	1	03/19/08	03/20/08	ND	SW846 6010B [1]	SW846 3010A [3]
Mercury	< 0.00020	D009	0.20	0.00020	mg/l	1	03/20/08	03/20/08	JF	SW846 7470A [2]	SW846 7470A [4]
Selenium	< 0.50	D010	1.0	0.50	mg/l	1	03/19/08	03/20/08	ND	SW846 6010B [1]	SW846 3010A [3]
Silver	< 0.010	D011	5.0	0.010	mg/l	1	03/19/08	03/20/08	ND	SW846 6010B [1]	SW846 3010A [3]

(1) Instrument QC Batch: MA20630
(2) Instrument QC Batch: MA20637
(3) Prep QC Batch: MP42848
(4) Prep QC Batch: MP42881

RL = Reporting Limit
MCL = Maximum Contamination Level (40 CFR 261 6/96)

Report of Analysis

Client Sample ID:	115-WC-WP13-COMP6		
Lab Sample ID:	J84921-51	Date Sampled:	03/05/08
Matrix:	SO - Soil	Date Received:	03/05/08
		Percent Solids:	74.6
Project:	ALNJB: Area 7, Jersey City, NJ		

General Chemistry

Analyte	Result	RL	Units	DF	Analyzed	By	Method
Chromium, Hexavalent	21.0	1.3	mg/kg	1	03/26/08 13:22	AD	SW846 3060A/7196A
Corrosivity as pH	11.74 NC		su	1	03/24/08	RA	SW846 CHAP7
Cyanide Reactivity	< 6.7	6.7	mg/kg	1	03/19/08 13:35	JA	SW846 CHAP7
Ignitability (Flashpoint)	> 200		Deg. F	1	03/18/08	LMM	SW846 CHAP7/ASTM D93
Redox Potential Vs H2	144		mv	1	03/21/08	JOO	ASTM D1498-76M
Solids, Percent	74.6		%	1	03/21/08	KMP	EPA 160.3 M
Sulfide Reactivity	< 130	130	mg/kg	1	03/19/08	ST	SW846 CHAP7/9034
pH	11.74		su	1	03/21/08	JOO	SW846 9045C

RL = Reporting Limit

Report of Analysis

Client Sample ID:	115-WC-WP13-COMP6		
Lab Sample ID:	J84921-51A	Date Sampled:	03/05/08
Matrix:	SO - Soil	Date Received:	03/05/08
		Percent Solids:	74.6
Project:	ALNJB: Area 7, Jersey City, NJ		

Metals Analysis

Analyte	Result	RL	Units	DF	Prep	Analyzed	By	Method	Prep Method
Chromium	266	1.3	mg/kg	1	03/26/08	03/26/08	ND	SW846 6010B [1]	SW846 3050B [2]

(1) Instrument QC Batch: MA20658
(2) Prep QC Batch: MP43000

RL = Reporting Limit

Report of Analysis

Client Sample ID:	115-WC-WP13-COMP7		
Lab Sample ID:	J84921-52	Date Sampled:	03/05/08
Matrix:	SO - Soil	Date Received:	03/05/08
Method:	SW846 8260B SW846 1311	Percent Solids:	71.8
Project:	ALNJB: Area 7, Jersey City, NJ		

	File ID	DF	Analyzed	By	Prep Date	Prep Batch	Analytical Batch
Run #1	L226031.D	5	03/20/08	MAH	03/18/08	GP43215	VL5234
Run #2							

	Purge Volume
Run #1	5.0 ml
Run #2	

VOA TCLP Leachate

TCLP Leachate method SW846 1311

CAS No.	Compound	Result	HW#	MCL	RL	MDL	Units	Q
71-43-2	Benzene	ND	D018	0.50	0.0050	0.0011	mg/l	
78-93-3	2-Butanone (MEK)	ND	D035	200	0.10	0.013	mg/l	
56-23-5	Carbon tetrachloride	ND	D019	0.50	0.0050	0.0015	mg/l	
108-90-7	Chlorobenzene	ND	D021	100	0.0050	0.0011	mg/l	
67-66-3	Chloroform	ND	D022	6.0	0.0050	0.0011	mg/l	
106-46-7	1,4-Dichlorobenzene	ND	D027	7.5	0.0050	0.0012	mg/l	
107-06-2	1,2-Dichloroethane	ND	D028	0.50	0.0050	0.0015	mg/l	
75-35-4	1,1-Dichloroethene	ND	D029	0.70	0.0050	0.0016	mg/l	
127-18-4	Tetrachloroethene	ND	D039	0.70	0.0050	0.0014	mg/l	
79-01-6	Trichloroethene	ND	D040	0.50	0.0050	0.0014	mg/l	
75-01-4	Vinyl chloride	ND	D043	0.20	0.025	0.0014	mg/l	

CAS No.	Surrogate Recoveries	Run# 1	Run# 2	Limits
1868-53-7	Dibromofluoromethane	98%		77-121%
17060-07-0	1,2-Dichloroethane-D4	100%		65-133%
2037-26-5	Toluene-D8	96%		80-117%
460-00-4	4-Bromofluorobenzene	115%		79-124%

ND = Not detected MDL - Method Detection Limit
MCL = Maximum Contamination Level (40 CFR 261 6/96)
E = Indicates value exceeds calibration range
J = Indicates an estimated value
B = Indicates analyte found in associated method blank
N = Indicates presumptive evidence of a compound

Report of Analysis

Client Sample ID:	115-WC-WP13-COMP7		
Lab Sample ID:	J84921-52	Date Sampled:	03/05/08
Matrix:	SO - Soil	Date Received:	03/05/08
Method:	SW846 8270C SW846 3510C	Percent Solids:	71.8
Project:	ALNJB: Area 7, Jersey City, NJ		

	File ID	DF	Analyzed	By	Prep Date	Prep Batch	Analytical Batch
Run #1	F73825.D	1	03/21/08	NAP	03/20/08	OP31775	EF3516
Run #2							

	Initial Volume	Final Volume
Run #1	100 ml	1.0 ml
Run #2		

ABN TCLP Leachate

TCLP Leachate method SW846 1311

CAS No.	Compound	Result	HW#	MCL	RL	MDL	Units	Q
95-48-7	2-Methylphenol	ND	D023	200	0.050	0.014	mg/l	
	3&4-Methylphenol	ND	D024	200	0.050	0.013	mg/l	
87-86-5	Pentachlorophenol	ND	D037	100	0.20	0.019	mg/l	
95-95-4	2,4,5-Trichlorophenol	ND	D041	400	0.050	0.019	mg/l	
88-06-2	2,4,6-Trichlorophenol	ND	D042	2.0	0.050	0.013	mg/l	
106-46-7	1,4-Dichlorobenzene	ND	D027	7.5	0.020	0.0018	mg/l	
121-14-2	2,4-Dinitrotoluene	ND	D030	0.13	0.020	0.0086	mg/l	
118-74-1	Hexachlorobenzene	ND	D032	0.13	0.020	0.0054	mg/l	
87-68-3	Hexachlorobutadiene	ND	D033	0.50	0.020	0.0018	mg/l	
67-72-1	Hexachloroethane	ND	D034	3.0	0.050	0.0028	mg/l	
98-95-3	Nitrobenzene	ND	D036	2.0	0.020	0.0042	mg/l	
110-86-1	Pyridine	ND	D038	5.0	0.020	0.0064	mg/l	

CAS No.	Surrogate Recoveries	Run# 1	Run# 2	Limits
367-12-4	2-Fluorophenol	32%		10-69%
4165-62-2	Phenol-d5	22%		10-52%
118-79-6	2,4,6-Tribromophenol	73%		33-125%
4165-60-0	Nitrobenzene-d5	71%		27-120%
321-60-8	2-Fluorobiphenyl	63%		31-111%
1718-51-0	Terphenyl-d14	80%		31-124%

ND = Not detected MDL - Method Detection Limit
MCL = Maximum Contamination Level (40 CFR 261 6/96)
E = Indicates value exceeds calibration range
J = Indicates an estimated value
B = Indicates analyte found in associated method blank
N = Indicates presumptive evidence of a compound

Report of Analysis

Client Sample ID:	115-WC-WP13-COMP7		
Lab Sample ID:	J84921-52	Date Sampled:	03/05/08
Matrix:	SO - Soil	Date Received:	03/05/08
Method:	SW846 8015	Percent Solids:	71.8
Project:	ALNJB: Area 7, Jersey City, NJ		

	File ID	DF	Analyzed	By	Prep Date	Prep Batch	Analytical Batch
Run #1	PF64452.D	1	03/19/08	KEM	n/a	n/a	GPF1319
Run #2							

	Initial Weight	Final Volume	Methanol Aliquot
Run #1	10.1 g	10.0 ml	100 ul
Run #2			

CAS No.	Compound	Result	RL	MDL	Units	Q
	TPH-GRO (C6-C10)	ND	18	3.6	mg/kg	

CAS No.	Surrogate Recoveries	Run# 1	Run# 2	Limits
98-08-8	aaa-Trifluorotoluene	91%		42-141%

ND = Not detected MDL - Method Detection Limit
RL = Reporting Limit
E = Indicates value exceeds calibration range
J = Indicates an estimated value
B = Indicates analyte found in associated method blank
N = Indicates presumptive evidence of a compound

Report of Analysis

Client Sample ID:	115-WC-WP13-COMP7		
Lab Sample ID:	J84921-52	Date Sampled:	03/05/08
Matrix:	SO - Soil	Date Received:	03/05/08
Method:	SW846 8151 SW846 3510C	Percent Solids:	71.8
Project:	ALNJB: Area 7, Jersey City, NJ		

	File ID	DF	Analyzed	By	Prep Date	Prep Batch	Analytical Batch
Run #1	WW71895.D	1	03/25/08	OPM	03/22/08	OP31777	GWW2387
Run #2							

	Initial Volume	Final Volume
Run #1	100 ml	10.0 ml
Run #2		

Herbicide TCLP Leachate

TCLP Leachate method SW846 1311

CAS No.	Compound	Result	HW#	MCL	RL	MDL	Units	Q
94-75-7	2,4-D	ND	D016	10	0.0050	0.0033	mg/l	
93-72-1	2,4,5-TP (Silvex)	ND	D017	1.0	0.0015	0.00034	mg/l	

CAS No.	Surrogate Recoveries	Run# 1	Run# 2	Limits
19719-28-9	2,4-DCAA	98%		54-141%
19719-28-9	2,4-DCAA	99%		54-141%

ND = Not detected MDL - Method Detection Limit
MCL = Maximum Contamination Level (40 CFR 261 6/96)
E = Indicates value exceeds calibration range
J = Indicates an estimated value
B = Indicates analyte found in associated method blank
N = Indicates presumptive evidence of a compound

Report of Analysis

Client Sample ID:	115-WC-WP13-COMP7		
Lab Sample ID:	J84921-52	Date Sampled:	03/05/08
Matrix:	SO - Soil	Date Received:	03/05/08
Method:	SW846 8081A SW846 3510C	Percent Solids:	71.8
Project:	ALNJB: Area 7, Jersey City, NJ		

	File ID	DF	Analyzed	By	Prep Date	Prep Batch	Analytical Batch
Run #1	XX76073.D	1	03/26/08	JSE	03/20/08	OP31776	GXX3103
Run #2							

	Initial Volume	Final Volume
Run #1	100 ml	10.0 ml
Run #2		

Pesticide TCLP Leachate

TCLP Leachate method SW846 1311

CAS No.	Compound	Result	HW#	MCL	RL	MDL	Units	Q
58-89-9	gamma-BHC (Lindane)	ND	D013	0.40	0.00020	0.000017	mg/l	
12789-03-6	Chlordane	ND	D020	0.030	0.0050	0.00067	mg/l	
72-20-8	Endrin	ND	D012	0.020	0.00020	0.000030	mg/l	
76-44-8	Heptachlor	ND	D031	0.0080	0.00020	0.000026	mg/l	
1024-57-3	Heptachlor epoxide	ND	D031	0.0080	0.00020	0.000015	mg/l	
72-43-5	Methoxychlor	ND	D014	10	0.00050	0.000068	mg/l	
8001-35-2	Toxaphene	ND	D015	0.50	0.0025	0.00094	mg/l	

CAS No.	Surrogate Recoveries	Run# 1	Run# 2	Limits
877-09-8	Tetrachloro-m-xylene	88%		30-128%
877-09-8	Tetrachloro-m-xylene	85%		30-128%
2051-24-3	Decachlorobiphenyl	100%		10-138%
2051-24-3	Decachlorobiphenyl	101%		10-138%

ND = Not detected MDL - Method Detection Limit
MCL = Maximum Contamination Level (40 CFR 261 6/96)
E = Indicates value exceeds calibration range
J = Indicates an estimated value
B = Indicates analyte found in associated method blank
N = Indicates presumptive evidence of a compound

Report of Analysis

Client Sample ID:	115-WC-WP13-COMP7		
Lab Sample ID:	J84921-52	Date Sampled:	03/05/08
Matrix:	SO - Soil	Date Received:	03/05/08
Method:	SW846 8082 SW846 3545	Percent Solids:	71.8
Project:	ALNJB: Area 7, Jersey City, NJ		

	File ID	DF	Analyzed	By	Prep Date	Prep Batch	Analytical Batch
Run #1	EF72027.D	1	03/20/08	OPM	03/18/08	OP31759	GEF3381
Run #2							

	Initial Weight	Final Volume
Run #1	15.2 g	10.0 ml
Run #2		

PCB List

CAS No.	Compound	Result	RL	MDL	Units	Q
12674-11-2	Aroclor 1016	ND	46	8.7	ug/kg	
11104-28-2	Aroclor 1221	ND	46	28	ug/kg	
11141-16-5	Aroclor 1232	ND	46	25	ug/kg	
53469-21-9	Aroclor 1242	ND	46	15	ug/kg	
12672-29-6	Aroclor 1248	ND	46	16	ug/kg	
11097-69-1	Aroclor 1254	ND	46	22	ug/kg	
11096-82-5	Aroclor 1260	ND	46	9.3	ug/kg	

CAS No.	Surrogate Recoveries	Run# 1	Run# 2	Limits
877-09-8	Tetrachloro-m-xylene	80%		37-140%
877-09-8	Tetrachloro-m-xylene	87%		37-140%
2051-24-3	Decachlorobiphenyl	85%		40-151%
2051-24-3	Decachlorobiphenyl	88%		40-151%

ND = Not detected MDL - Method Detection Limit
RL = Reporting Limit
E = Indicates value exceeds calibration range
J = Indicates an estimated value
B = Indicates analyte found in associated method blank
N = Indicates presumptive evidence of a compound

Report of Analysis

Client Sample ID:	115-WC-WP13-COMP7		
Lab Sample ID:	J84921-52	Date Sampled:	03/05/08
Matrix:	SO - Soil	Date Received:	03/05/08
Method:	SW846-8015 SW846 3545	Percent Solids:	71.8
Project:	ALNJB: Area 7, Jersey City, NJ		

	File ID	DF	Analyzed	By	Prep Date	Prep Batch	Analytical Batch
Run #1	2Y20539.D	1	03/27/08	VDT	03/18/08	OP31757	G2Y832
Run #2							

	Initial Weight	Final Volume
Run #1	8.0 g	1.0 ml
Run #2		

CAS No.	Compound	Result	RL	MDL	Units	Q
	TPH-DRO (C10-C28)	50.4	17	3.7	mg/kg	

CAS No.	Surrogate Recoveries	Run# 1	Run# 2	Limits
84-15-1	o-Terphenyl	70%		31-152%
16416-32-3	Tetracosane-d50	82%		34-153%
438-22-2	5a-Androstane	78%		36-151%

ND = Not detected MDL - Method Detection Limit
RL = Reporting Limit
E = Indicates value exceeds calibration range
J = Indicates an estimated value
B = Indicates analyte found in associated method blank
N = Indicates presumptive evidence of a compound

Report of Analysis

Client Sample ID:	115-WC-WP13-COMP7		
Lab Sample ID:	J84921-52	Date Sampled:	03/05/08
Matrix:	SO - Soil	Date Received:	03/05/08
		Percent Solids:	71.8
Project:	ALNJB: Area 7, Jersey City, NJ		

Metals Analysis, TCLP Leachate SW846 1311

Analyte	Result	HW#	MCL	RL	Units	DF	Prep	Analyzed	By	Method	Prep Method
Arsenic	< 0.50	D004	5.0	0.50	mg/l	1	03/19/08	03/21/08	ND	SW846 6010B [2]	SW846 3010A [3]
Barium	< 1.0	D005	100	1.0	mg/l	1	03/19/08	03/21/08	ND	SW846 6010B [2]	SW846 3010A [3]
Cadmium	< 0.0050	D006	1.0	0.0050	mg/l	1	03/19/08	03/21/08	ND	SW846 6010B [2]	SW846 3010A [3]
Chromium	1.4	D007	5.0	0.010	mg/l	1	03/19/08	03/21/08	ND	SW846 6010B [2]	SW846 3010A [3]
Lead	< 0.50	D008	5.0	0.50	mg/l	1	03/19/08	03/21/08	ND	SW846 6010B [2]	SW846 3010A [3]
Mercury	< 0.00020	D009	0.20	0.00020	mg/l	1	03/20/08	03/20/08	JF	SW846 7470A [1]	SW846 7470A [4]
Selenium	< 0.50	D010	1.0	0.50	mg/l	1	03/19/08	03/21/08	ND	SW846 6010B [2]	SW846 3010A [3]
Silver	< 0.010	D011	5.0	0.010	mg/l	1	03/19/08	03/21/08	ND	SW846 6010B [2]	SW846 3010A [3]

(1) Instrument QC Batch: MA20637
(2) Instrument QC Batch: MA20638
(3) Prep QC Batch: MP42848
(4) Prep QC Batch: MP42881

RL = Reporting Limit
MCL = Maximum Contamination Level (40 CFR 261 6/96)

Report of Analysis

Client Sample ID:	115-WC-WP13-COMP7		
Lab Sample ID:	J84921-52	Date Sampled:	03/05/08
Matrix:	SO - Soil	Date Received:	03/05/08
		Percent Solids:	71.8
Project:	ALNJB: Area 7, Jersey City, NJ		

General Chemistry

Analyte	Result	RL	Units	DF	Analyzed	By	Method
Chromium, Hexavalent	19.6	1.4	mg/kg	1	03/26/08 13:22	AD	SW846 3060A/7196A
Corrosivity as pH	11.74 NC		su	1	03/24/08	RA	SW846 CHAP7
Cyanide Reactivity	< 7.0	7.0	mg/kg	1	03/19/08 13:37	JA	SW846 CHAP7
Ignitability (Flashpoint)	> 200		Deg. F	1	03/18/08	LMM	SW846 CHAP7/ASTM D93
Redox Potential Vs H2	141		mv	1	03/21/08	JOO	ASTM D1498-76M
Solids, Percent	71.8		%	1	03/21/08	KMP	EPA 160.3 M
Sulfide Reactivity	< 140	140	mg/kg	1	03/19/08	ST	SW846 CHAP7/9034
pH	11.65		su	1	03/21/08	JOO	SW846 9045C

RL = Reporting Limit

Report of Analysis

Client Sample ID:	115-WC-WP13-COMP7		
Lab Sample ID:	J84921-52A	Date Sampled:	03/05/08
Matrix:	SO - Soil	Date Received:	03/05/08
		Percent Solids:	71.8
Project:	ALNJB: Area 7, Jersey City, NJ		

Metals Analysis

Analyte	Result	RL	Units	DF	Prep	Analyzed	By	Method	Prep Method
Chromium	300	1.4	mg/kg	1	03/26/08	03/26/08	ND	SW846 6010B [1]	SW846 3050B [2]

(1) Instrument QC Batch: MA20658
(2) Prep QC Batch: MP43000

RL = Reporting Limit

Report of Analysis

Client Sample ID:	115-WC-WP13-COMP8		
Lab Sample ID:	J84921-53	Date Sampled:	03/05/08
Matrix:	SO - Soil	Date Received:	03/05/08
Method:	SW846 8260B SW846 1311	Percent Solids:	72.4
Project:	ALNJB: Area 7, Jersey City, NJ		

	File ID	DF	Analyzed	By	Prep Date	Prep Batch	Analytical Batch
Run #1	L226032.D	5	03/20/08	MAH	03/18/08	GP43215	VL5234
Run #2							

	Purge Volume
Run #1	5.0 ml
Run #2	

VOA TCLP Leachate — TCLP Leachate method SW846 1311

CAS No.	Compound	Result	HW#	MCL	RL	MDL	Units	Q
71-43-2	Benzene	ND	D018	0.50	0.0050	0.0011	mg/l	
78-93-3	2-Butanone (MEK)	ND	D035	200	0.10	0.013	mg/l	
56-23-5	Carbon tetrachloride	ND	D019	0.50	0.0050	0.0015	mg/l	
108-90-7	Chlorobenzene	ND	D021	100	0.0050	0.0011	mg/l	
67-66-3	Chloroform	ND	D022	6.0	0.0050	0.0011	mg/l	
106-46-7	1,4-Dichlorobenzene	ND	D027	7.5	0.0050	0.0012	mg/l	
107-06-2	1,2-Dichloroethane	ND	D028	0.50	0.0050	0.0015	mg/l	
75-35-4	1,1-Dichloroethene	ND	D029	0.70	0.0050	0.0016	mg/l	
127-18-4	Tetrachloroethene	ND	D039	0.70	0.0050	0.0014	mg/l	
79-01-6	Trichloroethene	ND	D040	0.50	0.0050	0.0014	mg/l	
75-01-4	Vinyl chloride	ND	D043	0.20	0.025	0.0014	mg/l	

CAS No.	Surrogate Recoveries	Run# 1	Run# 2	Limits
1868-53-7	Dibromofluoromethane	95%		77-121%
17060-07-0	1,2-Dichloroethane-D4	99%		65-133%
2037-26-5	Toluene-D8	98%		80-117%
460-00-4	4-Bromofluorobenzene	116%		79-124%

ND = Not detected MDL - Method Detection Limit
MCL = Maximum Contamination Level (40 CFR 261 6/96)
E = Indicates value exceeds calibration range
J = Indicates an estimated value
B = Indicates analyte found in associated method blank
N = Indicates presumptive evidence of a compound

Report of Analysis

Client Sample ID:	115-WC-WP13-COMP8		
Lab Sample ID:	J84921-53	Date Sampled:	03/05/08
Matrix:	SO - Soil	Date Received:	03/05/08
Method:	SW846 8270C SW846 3510C	Percent Solids:	72.4
Project:	ALNJB: Area 7, Jersey City, NJ		

	File ID	DF	Analyzed	By	Prep Date	Prep Batch	Analytical Batch
Run #1	F73826.D	1	03/21/08	NAP	03/20/08	OP31775	EF3516
Run #2							

	Initial Volume	Final Volume
Run #1	100 ml	1.0 ml
Run #2		

ABN TCLP Leachate

TCLP Leachate method SW846 1311

CAS No.	Compound	Result	HW#	MCL	RL	MDL	Units	Q
95-48-7	2-Methylphenol	ND	D023	200	0.050	0.014	mg/l	
	3&4-Methylphenol	ND	D024	200	0.050	0.013	mg/l	
87-86-5	Pentachlorophenol	ND	D037	100	0.20	0.019	mg/l	
95-95-4	2,4,5-Trichlorophenol	ND	D041	400	0.050	0.019	mg/l	
88-06-2	2,4,6-Trichlorophenol	ND	D042	2.0	0.050	0.013	mg/l	
106-46-7	1,4-Dichlorobenzene	ND	D027	7.5	0.020	0.0018	mg/l	
121-14-2	2,4-Dinitrotoluene	ND	D030	0.13	0.020	0.0086	mg/l	
118-74-1	Hexachlorobenzene	ND	D032	0.13	0.020	0.0054	mg/l	
87-68-3	Hexachlorobutadiene	ND	D033	0.50	0.020	0.0018	mg/l	
67-72-1	Hexachloroethane	ND	D034	3.0	0.050	0.0028	mg/l	
98-95-3	Nitrobenzene	ND	D036	2.0	0.020	0.0042	mg/l	
110-86-1	Pyridine	ND	D038	5.0	0.020	0.0064	mg/l	

CAS No.	Surrogate Recoveries	Run# 1	Run# 2	Limits
367-12-4	2-Fluorophenol	34%		10-69%
4165-62-2	Phenol-d5	21%		10-52%
118-79-6	2,4,6-Tribromophenol	79%		33-125%
4165-60-0	Nitrobenzene-d5	73%		27-120%
321-60-8	2-Fluorobiphenyl	65%		31-111%
1718-51-0	Terphenyl-d14	86%		31-124%

ND = Not detected MDL - Method Detection Limit
MCL = Maximum Contamination Level (40 CFR 261 6/96)
E = Indicates value exceeds calibration range
J = Indicates an estimated value
B = Indicates analyte found in associated method blank
N = Indicates presumptive evidence of a compound

Report of Analysis

Client Sample ID:	115-WC-WP13-COMP8		
Lab Sample ID:	J84921-53	Date Sampled:	03/05/08
Matrix:	SO - Soil	Date Received:	03/05/08
Method:	SW846 8015	Percent Solids:	72.4
Project:	ALNJB: Area 7, Jersey City, NJ		

	File ID	DF	Analyzed	By	Prep Date	Prep Batch	Analytical Batch
Run #1	PF64453.D	1	03/19/08	KEM	n/a	n/a	GPF1319
Run #2							

	Initial Weight	Final Volume	Methanol Aliquot
Run #1	10.4 g	10.0 ml	100 ul
Run #2			

CAS No.	Compound	Result	RL	MDL	Units	Q
	TPH-GRO (C6-C10)	ND	17	3.5	mg/kg	

CAS No.	Surrogate Recoveries	Run# 1	Run# 2	Limits
98-08-8	aaa-Trifluorotoluene	91%		42-141%

ND = Not detected MDL - Method Detection Limit
RL = Reporting Limit
E = Indicates value exceeds calibration range
J = Indicates an estimated value
B = Indicates analyte found in associated method blank
N = Indicates presumptive evidence of a compound

Report of Analysis

Client Sample ID:	115-WC-WP13-COMP8		
Lab Sample ID:	J84921-53	Date Sampled:	03/05/08
Matrix:	SO - Soil	Date Received:	03/05/08
Method:	SW846 8151 SW846 3510C	Percent Solids:	72.4
Project:	ALNJB: Area 7, Jersey City, NJ		

	File ID	DF	Analyzed	By	Prep Date	Prep Batch	Analytical Batch
Run #1	WW71896.D	1	03/25/08	OPM	03/22/08	OP31777	GWW2387
Run #2							

	Initial Volume	Final Volume
Run #1	100 ml	10.0 ml
Run #2		

Herbicide TCLP Leachate — TCLP Leachate method SW846 1311

CAS No.	Compound	Result	HW#	MCL	RL	MDL	Units	Q
94-75-7	2,4-D	ND	D016	10	0.0050	0.0033	mg/l	
93-72-1	2,4,5-TP (Silvex)	ND	D017	1.0	0.0015	0.00034	mg/l	

CAS No.	Surrogate Recoveries	Run# 1	Run# 2	Limits
19719-28-9	2,4-DCAA	102%		54-141%
19719-28-9	2,4-DCAA	100%		54-141%

ND = Not detected MDL - Method Detection Limit
MCL = Maximum Contamination Level (40 CFR 261 6/96)
E = Indicates value exceeds calibration range
J = Indicates an estimated value
B = Indicates analyte found in associated method blank
N = Indicates presumptive evidence of a compound

Report of Analysis

Client Sample ID:	115-WC-WP13-COMP8		
Lab Sample ID:	J84921-53	Date Sampled:	03/05/08
Matrix:	SO - Soil	Date Received:	03/05/08
Method:	SW846 8081A SW846 3510C	Percent Solids:	72.4
Project:	ALNJB: Area 7, Jersey City, NJ		

	File ID	DF	Analyzed	By	Prep Date	Prep Batch	Analytical Batch
Run #1	XX76074.D	1	03/26/08	JSE	03/20/08	OP31776	GXX3103
Run #2							

	Initial Volume	Final Volume
Run #1	100 ml	10.0 ml
Run #2		

Pesticide TCLP Leachate

TCLP Leachate method SW846 1311

CAS No.	Compound	Result	HW#	MCL	RL	MDL	Units	Q
58-89-9	gamma-BHC (Lindane)	ND	D013	0.40	0.00020	0.000017	mg/l	
12789-03-6	Chlordane	ND	D020	0.030	0.0050	0.00067	mg/l	
72-20-8	Endrin	ND	D012	0.020	0.00020	0.000030	mg/l	
76-44-8	Heptachlor	ND	D031	0.0080	0.00020	0.000026	mg/l	
1024-57-3	Heptachlor epoxide	ND	D031	0.0080	0.00020	0.000015	mg/l	
72-43-5	Methoxychlor	ND	D014	10	0.00050	0.000068	mg/l	
8001-35-2	Toxaphene	ND	D015	0.50	0.0025	0.00094	mg/l	

CAS No.	Surrogate Recoveries	Run# 1	Run# 2	Limits
877-09-8	Tetrachloro-m-xylene	84%		30-128%
877-09-8	Tetrachloro-m-xylene	81%		30-128%
2051-24-3	Decachlorobiphenyl	94%		10-138%
2051-24-3	Decachlorobiphenyl	95%		10-138%

ND = Not detected MDL - Method Detection Limit
MCL = Maximum Contamination Level (40 CFR 261 6/96)
E = Indicates value exceeds calibration range
J = Indicates an estimated value
B = Indicates analyte found in associated method blank
N = Indicates presumptive evidence of a compound

Report of Analysis

Client Sample ID:	115-WC-WP13-COMP8		
Lab Sample ID:	J84921-53	Date Sampled:	03/05/08
Matrix:	SO - Soil	Date Received:	03/05/08
Method:	SW846 8082 SW846 3545	Percent Solids:	72.4
Project:	ALNJB: Area 7, Jersey City, NJ		

	File ID	DF	Analyzed	By	Prep Date	Prep Batch	Analytical Batch
Run #1	EF72077.D	1	03/21/08	OPM	03/18/08	OP31759	GEF3383
Run #2							

	Initial Weight	Final Volume
Run #1	15.3 g	10.0 ml
Run #2		

PCB List

CAS No.	Compound	Result	RL	MDL	Units	Q
12674-11-2	Aroclor 1016	ND	45	8.6	ug/kg	
11104-28-2	Aroclor 1221	ND	45	27	ug/kg	
11141-16-5	Aroclor 1232	ND	45	25	ug/kg	
53469-21-9	Aroclor 1242	ND	45	14	ug/kg	
12672-29-6	Aroclor 1248	ND	45	16	ug/kg	
11097-69-1	Aroclor 1254	ND	45	21	ug/kg	
11096-82-5	Aroclor 1260	ND	45	9.1	ug/kg	

CAS No.	Surrogate Recoveries	Run# 1	Run# 2	Limits
877-09-8	Tetrachloro-m-xylene	91%		37-140%
877-09-8	Tetrachloro-m-xylene	99%		37-140%
2051-24-3	Decachlorobiphenyl	97%		40-151%
2051-24-3	Decachlorobiphenyl	100%		40-151%

ND = Not detected MDL - Method Detection Limit
RL = Reporting Limit
E = Indicates value exceeds calibration range
J = Indicates an estimated value
B = Indicates analyte found in associated method blank
N = Indicates presumptive evidence of a compound

Report of Analysis

Client Sample ID:	115-WC-WP13-COMP8		
Lab Sample ID:	J84921-53	Date Sampled:	03/05/08
Matrix:	SO - Soil	Date Received:	03/05/08
Method:	SW846-8015 SW846 3545	Percent Solids:	72.4
Project:	ALNJB: Area 7, Jersey City, NJ		

	File ID	DF	Analyzed	By	Prep Date	Prep Batch	Analytical Batch
Run #1	2Y20540.D	1	03/27/08	VDT	03/18/08	OP31757	G2Y832
Run #2							

	Initial Weight	Final Volume
Run #1	7.5 g	1.0 ml
Run #2		

CAS No.	Compound	Result	RL	MDL	Units	Q
	TPH-DRO (C10-C28)	58.6	18	3.9	mg/kg	

CAS No.	Surrogate Recoveries	Run# 1	Run# 2	Limits
84-15-1	o-Terphenyl	74%		31-152%
16416-32-3	Tetracosane-d50	86%		34-153%
438-22-2	5a-Androstane	83%		36-151%

ND = Not detected MDL - Method Detection Limit
RL = Reporting Limit
E = Indicates value exceeds calibration range
J = Indicates an estimated value
B = Indicates analyte found in associated method blank
N = Indicates presumptive evidence of a compound

Report of Analysis

Client Sample ID:	115-WC-WP13-COMP8		
Lab Sample ID:	J84921-53	Date Sampled:	03/05/08
Matrix:	SO - Soil	Date Received:	03/05/08
		Percent Solids:	72.4
Project:	ALNJB: Area 7, Jersey City, NJ		

Metals Analysis, TCLP Leachate SW846 1311

Analyte	Result	HW#	MCL	RL	Units	DF	Prep	Analyzed	By	Method	Prep Method
Arsenic	< 0.50	D004	5.0	0.50	mg/l	1	03/19/08	03/20/08	ND	SW846 6010B [1]	SW846 3010A [3]
Barium	< 1.0	D005	100	1.0	mg/l	1	03/19/08	03/20/08	ND	SW846 6010B [1]	SW846 3010A [3]
Cadmium	< 0.0050	D006	1.0	0.0050	mg/l	1	03/19/08	03/20/08	ND	SW846 6010B [1]	SW846 3010A [3]
Chromium	0.21	D007	5.0	0.010	mg/l	1	03/19/08	03/20/08	ND	SW846 6010B [1]	SW846 3010A [3]
Lead	< 0.50	D008	5.0	0.50	mg/l	1	03/19/08	03/20/08	ND	SW846 6010B [1]	SW846 3010A [3]
Mercury	< 0.00020	D009	0.20	0.00020	mg/l	1	03/20/08	03/20/08	JF	SW846 7470A [2]	SW846 7470A [4]
Selenium	< 0.50	D010	1.0	0.50	mg/l	1	03/19/08	03/20/08	ND	SW846 6010B [1]	SW846 3010A [3]
Silver	< 0.010	D011	5.0	0.010	mg/l	1	03/19/08	03/20/08	ND	SW846 6010B [1]	SW846 3010A [3]

(1) Instrument QC Batch: MA20630
(2) Instrument QC Batch: MA20637
(3) Prep QC Batch: MP42924
(4) Prep QC Batch: MP42938

RL = Reporting Limit
MCL = Maximum Contamination Level (40 CFR 261 6/96)

Report of Analysis

Client Sample ID:	115-WC-WP13-COMP8		
Lab Sample ID:	J84921-53	Date Sampled:	03/05/08
Matrix:	SO - Soil	Date Received:	03/05/08
		Percent Solids:	72.4
Project:	ALNJB: Area 7, Jersey City, NJ		

General Chemistry

Analyte	Result	RL	Units	DF	Analyzed	By	Method
Chromium, Hexavalent	26.8	1.4	mg/kg	1	03/26/08 13:22	AD	SW846 3060A/7196A
Corrosivity as pH	11.84 NC		su	1	03/24/08	RA	SW846 CHAP7
Cyanide Reactivity	< 6.9	6.9	mg/kg	1	03/19/08 13:38	JA	SW846 CHAP7
Ignitability (Flashpoint)	> 200		Deg. F	1	03/18/08	LMM	SW846 CHAP7/ASTM D93
Redox Potential Vs H2	137		mv	1	03/21/08	JOO	ASTM D1498-76M
Solids, Percent	72.4		%	1	03/24/08	BR	EPA 160.3 M
Sulfide Reactivity	< 140	140	mg/kg	1	03/19/08	ST	SW846 CHAP7/9034
pH	11.75		su	1	03/21/08	JOO	SW846 9045C

RL = Reporting Limit

Report of Analysis

Client Sample ID:	115-WC-WP13-COMP8		
Lab Sample ID:	J84921-53A	Date Sampled:	03/05/08
Matrix:	SO - Soil	Date Received:	03/05/08
		Percent Solids:	72.4
Project:	ALNJB: Area 7, Jersey City, NJ		

Metals Analysis

Analyte	Result	RL	Units	DF	Prep	Analyzed	By	Method	Prep Method
Chromium	458	1.5	mg/kg	1	03/26/08	03/26/08	ND	SW846 6010B [1]	SW846 3050B [2]

(1) Instrument QC Batch: MA20658
(2) Prep QC Batch: MP43000

RL = Reporting Limit

50

N

Accutest Labs
2235 ROUTE 130
Dayton, NJ 8810
732-329-0200 Marty Vitanza X216; Rich X340

Honeywell

Chain Of Custody / Analysis Request

J84921

AESI Ref:	39512.64026		
COC#	95037-WC-030408-DB		
Lab Proj # (SDG):			
Lab ID	ACTD		
Site ID	HudsonCo		
Lab Job #			
Authorized User:	Honeywell		
Test & Excel File Drive	Excel & Test File Drive		

Privileged & Confidential: Y
Site Name: Hudson County
Phase:
Sampling Co.: ARECON
EDD To: dak.patel@ch2m.com
Location of Site: Jersey City, NJ
Sampling Program: 115: Roosevelt Drive Inska SA7

Client Contact: (name, co., address)
Helen Fahy P: (973) 455-2989 E: helen.fahy@honeywell.com
Honeywell International
101 Columbia Road Morristown, NJ 07962

Sampler: Arecon Ltd
PO #
Analysis Turnaround Time (TAT): 7
Consultant
Full Report TAT: 14

Preliminary Data To
Sample Receipt Acknowledgement To: Dino Ciccone
Hard Copy To: Helen Fahy (Honeywell), Christina Jensen (Validata)
Invoice To: Helen Fahy (Honeywell)

Preservative: 3, 3, 3, 2, 2, 1, 1

Copyright AESI: Version 8.0 Unauthorized use strictly prohibited.

	Location ID	Start Depth (ft)	End Depth (ft)	Field Sample ID	Sample Date	Sample Time	Sample Type	Sample Matrix	Sample Purpose	# of Cont.	Composite/Grab	Field Filtered Sample ?	CORROSIVITY 9040B	IGNITABILITY 1020A	REAC S VOLIC 7.3.4	REAC CN VOLIC 7.3.3	TCLP METALS 6010B(SEE NOTE)	TCLP VOA 8260B	TCLP Semivolatiles (SW8270)	TCLP PEST 8081A	TCLP HERB 8151A	E418.1 TPH	PCB 8082 Full List (SW8082)	SW3060-SW7196 Chromium VI	EPA 6010 Total Chromium	Sampling Method (code)	Lab Sample Numbers
											Units																
1	115-WC	0.0	0.0	115-WC-WP13-1A	3/4/2008	12:30	WC	SOIL	REG	2	comp	N					X			-	1						
2	115-WC	0.0	0.0	115-WC-WP13-2A	3/4/2008	12:49	WC	SOIL	REG	2	comp	N					X			-	2						
3	115-WC	0.0	0.0	115-WC-WP13-3A	3/4/2008	13:02	WC	SOIL	REG	2	comp	N					X			-	3						
4	115-WC	0.0	0.0	115-WC-WP13-4A	3/4/2008	13:15	WC	SOIL	REG	2	comp	N					X			-	4					ME39	
5	115-WC	0.0	0.0	115-WC-WP13-5A	3/4/2008	13:30	WC	SOIL	REG	2	comp	N					X			-	5						
6	115-WC	0.0	0.0	115-WC-WP13-6A	3/4/2008	13:44	WC	SOIL	REG	2	comp	N					X			-	6						
7	115-WC	0.0	0.0	115-WC-WP13-7A	3/4/2008	14:09	WC	SOIL	REG	2	comp	N					X			-	7						
8																											
9																											
10																											
11																											
12																											

Relinquished by	Company	Received by	Company	Condition	Custody Seals Intact
DINO CICCONE Dino Ciccone	ARECON	M Mont 3-5-08	1630	Cooler Temp. 4.8c	
Relinquished by	Company	Received by	Company	Condition	Custody Seals Intact
M Mont 3-5-08	1715	[signature]	3/5/08 1715	Cooler Temp. 3.0c	

Preservatives: (Other; Specify): NOTE: All samples will be analyzed for TCLP Chromium ON 0 (none); 1 (4 Deg C); 2 (HCl pH<2); 3 (HNO3 pH<2); 4 (H2SO4 pH<2); 5 (NaOH pH>12); 6 (NaOH, Zn Acetate); 7 (H2SO4 (pH<2), 4 Deg C)); 8 (HCl pH<2); 9 (HCl 4 Deg C); 10 (HNO3 (pH<2), 4Deg C); 11 (4C NaOH (pH>12) & Ascorbic Acid); 12 (4C H2SO4 (pH<2) & Na2S2O3); 13 (Zn Acetate); sp (special instructions)

·8OZ NABS rec'd ~~[illegible]~~ 3/5/08

1A

PWD

2

J84921: Chain of Custody
Page 1 of 7

50

Accutest Labs
2235 ROUTE 130
Dayton, NJ 8810
732-329-0200 Marty Vilanza X216; Rich X349

Honeywell — Chain Of Custody / Analysis Request

J84921

AESI Ref: 39512.84770
COC#: 36007-WC-030508-DB1
Lab Proj # (SDG):
Lab ID: ACTD
Site ID: HudsonCo
Lab Job #:
Authorized User: Honeywell

Sampling Co.:	ARECON	EDD To:	dak.patel@ch2m.com	Site Name:	Hudson County	Phase:	
Client Contact: (name, co., address)		Sampler:	Arecon Ltd	Location of Site:	Jersey City, NJ	Sampling Program	115: Roosevelt Drive In aka SA7
Helen Fahy P: (973) 455-2669 E: helen.fahy@honeywell.com		PO #					
Honeywell International		Analysis Turnaround Time (TAT):	7				
101 Columbia Road Morristown, NJ 07962		Consultant					
Preliminary Data To							
Sample Receipt Acknowledgement To	Dino Ciccone						
Hard Copy To	Helen Fahy (Honeywell), Christina Jensen (Validata)	Full Report TAT:	14				
Invoice To:	Helen Fahy (Honeywell)						

Test & Exce. Site Direc: Excel & Text (.csv)

Copyright AESI Version 2.0 Unauthorized use strictly prohibited.

	Sample Identification				Sample Date	Sample Time	Sample Type	Sample Matrix	Sample Purpose	# of Cont.	Composite/Grab	Field Filtered Sample ?	CORROSIVITY 9040B	IGNITABILITY 1020A	REACS VOLIC 7.3.4	REACCN VOLIC 7.3.3	TCLP METALS 6010B(SEE NOTE)	TCLP VOA 8260B	TCLP Semivolatiles (SW8270)	TCLP PEST 8081A	TCLP HERB 8151A	B416.1 TPH	PCB 8082 Full List (SW8082)	SW3060,SW7196 Chromium VI	EPA 6010 Total Chromium	Sampling Method (code)	Lab Sample Numbers
	Location ID	Start Depth (ft)	End Depth (ft)	Field Sample ID							Preservative		3	3	3	2	2	1	1								
											Units																
1	115-WC	0.0	0.0	115-WC-WP13-8A	3/5/2008	7:50	WC	SOIL	REG	2	comp	N					X					8					
2	115-WC	0.0	0.0	115-WC-WP13-9A	3/5/2008	8:03	WC	SOIL	REG	2	comp	N					X					9					
3	115-WC	0.0	0.0	115-WC-WP13-10A	3/5/2008	8:15	WC	SOIL	REG	2	comp	N					X					10					
4	115-WC	0.0	0.0	115-WC-WP13-11B	3/5/2008	8:32	WC	SOIL	REG	2	comp	N					X					11					
5	115-WC	0.0	0.0	115-WC-WP13-12B	3/5/2008	8:42	WC	SOIL	REG	2	comp	N					X					12					
6	115-WC	0.0	0.0	115-WC-WP13-13B	3/5/2008	9:35	WC	SOIL	REG	2	comp	N					X					13					
7	115-WC	0.0	0.0	115-WC-WP13-14B	3/5/2008	9:46	WC	SOIL	REG	2	comp	N					X					14					
8	115-WC	0.0	0.0	115-WC-WP13-15B	3/5/2008	10:01	WC	SOIL	REG	2	comp	N					X					15					
9	115-WC	0.0	0.0	115-WC-WP13-16B	3/5/2008	10:14	WC	SOIL	REG	2	comp	N					X					16					
10	115-WC	0.0	0.0	115-WC-WP13-17B	3/5/2008	10:32	WC	SOIL	REG	2	comp	N					X					17					
11	115-WC	0.0	0.0	115-WC-WP13-18B	3/5/2008	10:48	WC	SOIL	REG	2	comp	N					X					9					
12	115-WC	0.0	0.0	115-WC-WP13-19B	3/5/2008	12:04	WC	SOIL	REG	2	comp	N					X					19					

Relinquished by	Company	Received by	Company		Condition		Custody Seals Intact
DINO CICCONE	ARECON	M. Hart 3-5-08		1630	Cooler Temp.	4.8 c	
Relinquished by	Company	Received by	Company		Condition		Custody Seals Intact
M. Hart 3-5-08	1715		3/5/08 1715		Cooler Temp.	3.0 C	

Preservatives: (Other; Specify):

NOTE: All samples will be analyzed for TCLP Chromium ON

0 (none), 1 (4 Deg C); 2 (HCl pH<2); 3 (HNO3 pH<2); 4 (H2SO4 pH<2); 5 (NaOH pH>12); 6 (NaOH, Zn Acetate); 7 (H2SO4 (pH<2), 4 Deg C)); 8 (HCl pH<2); 9 (HCl 4 Deg C); 10 (HNO3 (pH<2), 4Deg C), 11 (4C NaOH (pH>12) & Ascorbic Acid); 12 (4C H2SO4 (pH<2) & Na2S2O3); 13 (Zn Acetate); sp (special instructions)

A

2

50

Accutest Labs
2236 ROUTE 130
Dayton, NJ 8810
732-329-0200 Marty Vitanza X218; Rich X340

Honeywell

Chain Of Custody / Analysis Request

J84921

AESI Ref:	39512.85247	COC#	35037 WC 030508-DB2
Lab Proj # (SDG):		Lab ID	ACTD
Site ID	HudsonCo	Lab Job #	
Authorized User:	Honeywell	Text & Excel File Drive	Excel & Text Order

Copyright AESK Version 8.0 Unauthorized use strictly prohibited.

Privileged & Confidential	Y	Site Name:	Hudson County
Phase:		Sampling Program	115: Roosevelt Drive In aka SA7
EDD To:	dak.patel@ch2m.com	Location of Site:	Jersey City, NJ
Sampling Co.:	ARECON		
Client Contact: (name, co., address)		Sampler:	Arecon Ltd
Helen Fahy P: (973) 455-2989 E: helen.fahy@honeywell.com		PO #	
Honeywell International		Analysis Turnaround Time (TAT):	7
101 Columbia Road Morristown, NJ 07962		Consultant	
Preliminary Data To			
Sample Receipt Acknowledgement To	Dino Ciccone		
Hard Copy To	Helen Fahy (Honeywell), Christina Jensen (Validata)	Full Report TAT:	14
Invoice To:	Helen Fahy (Honeywell)		

	Location ID	Start Depth (ft)	End Depth (ft)	Field Sample ID	Sample Date	Sample Time	Sample Type	Sample Matrix	Sample Purpose	# of Cont.	Composite/Grab	Field Filtered Sample ?	CORROSIVITY 9040B	IGNITABILITY 1020A	REACS VOLIC 7.3.4	REACCN VOLIC 7.3.3	TCLP METALS 6010B(Still NOTE)	TCLP VOA 8260B	TCLP Semivolatiles (SW8270)	TCLP PEST 8081A	TCLP HERB 8151A	8418.1 TPH	PCB 8082 Full List (SW8082)	SW3060-SW7196 Chromium VI	EPA 6010 Total Chromium	Sampling Method (code)	Lab Sample Numbers
											Units																
												Preservative	3	3	3	2	2	1	1								
1	115-WC	0.0	0.0	115-WC-WP13-20B	3/5/2008	12:18	WC	SOIL	REG	2	comp	N					X					-	20				
2	115-WC	0.0	0.0	115-WC-WP13-21B	3/5/2008	12:38	WC	SOIL	REG	2	comp	N					X					-	21				
3	115-WC	0.0	0.0	115-WC-WP13-20A	3/5/2008	14:07	WC	SOIL	REG	2	comp	N					X					-	22				
4	115-WC	0.0	0.0	115-WC-WP13-21A	3/5/2008	13:48	WC	SOIL	REG	2	comp	N					X					-	23				
5	115-WC	0.0	0.0	115-WC-WP13-22A	3/5/2008	12:53	WC	SOIL	REG	2	comp	N					X					-	24				
6	115-WC	0.0	0.0	115-WC-WP13-23A	3/5/2008	13:13	WC	SOIL	REG	2	comp	N					X					-	25				
7	115-WC	0.0	0.0	115-WC-WP13-24A	3/5/2008	13:32	WC	SOIL	REG	2	comp	N					X					-	26				
8																											
9																											
10																											
11																											
12																											

Relinquished by	Company	ARECON	Received by	Company		Condition		Custody Seals Intact	
DINO CICCONE Dino Ciccone	Date/Time	3/5/2008 16:30:00 PM	M Mont 3-5-08	Date/Time	1630	Cooler Temp.	4.8C		
Relinquished by	Company		Received by	Company		Condition		Custody Seals Intact	
M Mont 3-5-08	Date/Time	1715	M Cottone	Date/Time 3/5/08 1715		Cooler Temp.	3.0C		

Preservatives: (Other; Specify): NOTE: All samples will be analyzed for TCLP Chromium OH 0 (none); 1 (4 Deg C); 2 (HCl pH<2); 3 (HNO3 pH<2); 4 (H2SO4 pH<2); 5 (NaOH pH>12); 6 (NaOH, Zn Acetate); 7 (H2SO4 (pH<2), 4 Deg C)), 8 (HCl pH<2); 9 (HCl 4 Deg C); 10 (HNO3 (pH<2), 4Deg C); 11 (4C NaOH (pH>12) & Ascorbic Acid); 12 (4C H2SO4 (pH<2) & Na2S2O3); 13 (Zn Acetate); sp (special instructions)

2

J84921: Chain of Custody
Page 3 of 7

50

J84921

Accutest Labs	Honeywell	Chain Of Custody / Analysis Request	AESI Ref:	39814.53216
2235 ROUTE 130 Dayton, NJ 0810 732-329-0200 Marty Vitanza X216; Rich X340				35037-WC- 030508-DB1

| | | | |

50

J84921

Accutest Labs
2235 ROUTE 130
Dayton, NJ 8810
732-329-0200 Marty Vitanza X216; Rich X340

Honeywell — Chain Of Custody / Analysis Request

J85201

AESI Ref: 39514.63445
COC#: 35827-WC-020709-DB1

| | | |

Job Change Order: J84921_3/17/2008

Requested Date:	3/17/2008	**Received Date:**	3/5/2008
Account Name:	Honeywell International Inc.	**Due Date:**	3/14/2008
Project Description:	ALNJB: Area 7, Jersey City, NJ	**Deliverable:**	FULT1
CSR:	MV	**TAT (Days):**	14

Sample #: J84921-46	**Change:**	Create -46 by compositing -1, -44 & -45 equally. Newly created sample to be run for V8015GRO, B8015DRO, TCLPFULL, RCRACLAS, PCB, XCR(7196) and CR. New sample ID is 115-WC-WP13-Comp1
Sample #: J84921-47	**Change:**	Create -47 by compositing -6, 7, 8, 9, & 10 equally. Newly created sample to be run for V8015GRO, B8015DRO, TCLPFULL, RCRACLAS, PCB, XCR(7196) and CR. New sample ID is 115-WC-WP13-Comp2
Sample #: J84921-48	**Change:**	Create -48 by compositing -31, 32, 33, 34, & 35 equally. Newly created sample to be run for V8015GRO, B8015DRO, TCLPFULL, RCRACLAS, PCB, XCR(7196) and CR. New sample ID is 115-WC-WP13-Comp3
Sample #: J84921-49	**Change:**	Create -49 by compositing -22,-27, 28, 29 & 30 equally. Newly created sample to be run for V8015GRO, B8015DRO, TCLPFULL, RCRACLAS, PCB, XCR(7196) and CR. New sample ID is 115-WC-WP13-Comp4
Sample #: J84921-50	**Change:**	Create -50 by compositing -23, 24, 25 & 26 equally. Newly created sample to be run for V8015GRO, B8015DRO, TCLPFULL, RCRACLAS, PCB, XCR(7196) and CR. New sample ID is 115-WC-WP13-Comp5
Sample #: J84921-51	**Change:**	Create -51 by compositing -11, 12, 36, 38 & 39 equally. Newly created sample to be run for V8015GRO, B8015DRO, TCLPFULL, RCRACLAS, PCB, XCR(7196) and CR. New sample ID is 115-WC-WP13-Comp6

Ex48. 1964

Above Changes Per: Dino Ciccone **Date:** 3/17/2008

To Client: This Change Order is confirmation of the revisions, previously discussed with the Accutest Client Service Representative.

Job Change Order: J84921_3/17/2008

Requested Date:	3/17/2008	**Received Date:**	3/5/2008
Account Name:	Honeywell International Inc.	**Due Date:**	3/14/2008
Project Description:	ALNJB: Area 7, Jersey City, NJ	**Deliverable:**	FULT1
CSR:	MV	**TAT (Days):**	14

Sample #: J84921-52	**Change:**	Create -52 by compositing -13, 14, 15, 16 & 17 equally. Newly created sample to be run for V8015GRO, B8015DRO, TCLPFULL, RCRACLAS, PCB, XCR(7196) and CR. New sample ID is 115-WC-WP13-Comp7
Sample #: J84921-53	**Change:**	Create -53 by compositing -18, 19 , 20 & 21 equally. Newly created sample to be run for V8015GRO, B8015DRO, TCLPFULL, RCRACLAS, PCB, XCR(7196) and CR. New sample ID is 115-WC-WP13-Comp8

Above Changes Per: Dino Ciccone **Date:** 3/17/2008

To Client: This Change Order is confirmation of the revisions, previously discussed with the Accutest Client Service Representative.

Page 2 of 2

Appendix E-7: Honeywell SA-7 Non-Hazardous Asphalt/Steel Waste Tracking

2006	Asphalt
2007	Asphalt
2008	Asphalt
2009	Asphalt
2008	Steel
2009	Steel

Honeywell

HONEYWELL SA-7 NON-HAZARDOUS ASPHALT WASTE TRACKING (2006)				
Date Shipped	**Estimated Weight (lbs)**	**Material**	**Transporter**	**Destination**
5/8/2006	42,540	ASPHALT	KBI	JNC MATERIALS
5/8/2006	40,540	ASPHALT	KBI	JNC MATERIALS
5/8/2006	37,380	ASPHALT	KBI	JNC MATERIALS
5/8/2006	43,200	ASPHALT	KBI	JNC MATERIALS
5/8/2006	48,860	ASPHALT	KBI	JNC MATERIALS
5/9/2006	44,260	ASPHALT	KBI	JNC MATERIALS
5/10/2006	43,220	ASPHALT	KBI	JNC MATERIALS
5/10/2006	33,340	ASPHALT	KBI	JNC MATERIALS
5/10/2006	39,020	ASPHALT	KBI	JNC MATERIALS
5/10/2006	33,380	ASPHALT	KBI	JNC MATERIALS
5/11/2006	38,340	ASPHALT	KBI	JNC MATERIALS
5/11/2006	43,600	ASPHALT	KBI	JNC MATERIALS
5/11/2006	33,080	ASPHALT	KBI	JNC MATERIALS
5/16/2006	31,060	ASPHALT	KBI	JNC MATERIALS
5/16/2006	31,620	ASPHALT	KBI	JNC MATERIALS
5/18/2006	32,700	ASPHALT	KBI	JNC MATERIALS
5/18/2006	46,600	ASPHALT	KBI	JNC MATERIALS
5/18/2006	34,860	ASPHALT	KBI	JNC MATERIALS
10/10/2006	50,380	ASPHALT	RCC	JNC MATERIALS
10/10/2006	51,700	ASPHALT	RCC	JNC MATERIALS
10/10/2006	48,260	ASPHALT	RCC	JNC MATERIALS
10/10/2006	52,900	ASPHALT	RCC	JNC MATERIALS
10/11/2006	43,700	ASPHALT	RCC	JNC MATERIALS
10/11/2006	46,620	ASPHALT	RCC	JNC MATERIALS
10/11/2006	49,120	ASPHALT	RCC	JNC MATERIALS
10/11/2006	46,920	ASPHALT	RCC	JNC MATERIALS
10/12/2006	46,100	ASPHALT	RCC	JNC MATERIALS
10/12/2006	48,300	ASPHALT	RCC	JNC MATERIALS
10/13/2006	50,740	ASPHALT	RCC	JNC MATERIALS
10/13/2006	39,960	ASPHALT	RCC	JNC MATERIALS
10/13/2006	47,360	ASPHALT	RCC	JNC MATERIALS
10/13/2006	52,840	ASPHALT	RCC	JNC MATERIALS
10/16/2006	45,160	ASPHALT	RCC	JNC MATERIALS
10/16/2006	53,560	ASPHALT	RCC	JNC MATERIALS
10/16/2006	53,580	ASPHALT	RCC	JNC MATERIALS
10/16/2006	47,840	ASPHALT	RCC	JNC MATERIALS
10/20/2006	44,660	ASPHALT	RCC	JNC MATERIALS
10/20/2006	51,240	ASPHALT	RCC	JNC MATERIALS
10/20/2006	47,480	ASPHALT	RCC	JNC MATERIALS
10/20/2006	47,660	ASPHALT	RCC	JNC MATERIALS
10/20/2006	49,600	ASPHALT	RCC	JNC MATERIALS
10/20/2006	49,220	ASPHALT	RCC	JNC MATERIALS
10/20/2006	49,640	ASPHALT	RCC	JNC MATERIALS
10/20/2006	48,460	ASPHALT	RCC	JNC MATERIALS
10/23/2006	46,000	ASPHALT	RCC	JNC MATERIALS
10/23/2006	48,760	ASPHALT	RCC	JNC MATERIALS
10/23/2006	51,020	ASPHALT	RCC	JNC MATERIALS
10/23/2006	51,980	ASPHALT	RCC	JNC MATERIALS
10/23/2006	53,580	ASPHALT	RCC	JNC MATERIALS
10/23/2006	52,620	ASPHALT	RCC	JNC MATERIALS
10/23/2006	53,420	ASPHALT	RCC	JNC MATERIALS
10/23/2006	52,140	ASPHALT	RCC	JNC MATERIALS
10/24/2006	51,640	ASPHALT	RCC	JNC MATERIALS
10/24/2006	48,540	ASPHALT	RCC	JNC MATERIALS
10/24/2006	43,980	ASPHALT	RCC	JNC MATERIALS
10/24/2006	48,880	ASPHALT	RCC	JNC MATERIALS
10/24/2006	50,100	ASPHALT	RCC	JNC MATERIALS
10/24/2006	53,400	ASPHALT	RCC	JNC MATERIALS
10/24/2006	53,440	ASPHALT	RCC	JNC MATERIALS
10/24/2006	50,420	ASPHALT	RCC	JNC MATERIALS
10/25/2006	51,840	ASPHALT	RCC	JNC MATERIALS
10/25/2006	44,840	ASPHALT	RCC	JNC MATERIALS
10/25/2006	53,360	ASPHALT	RCC	JNC MATERIALS
10/25/2006	52,140	ASPHALT	RCC	JNC MATERIALS
10/25/2006	50,200	ASPHALT	RCC	JNC MATERIALS
10/25/2006	50,140	ASPHALT	RCC	JNC MATERIALS
10/25/2006	48,020	ASPHALT	RCC	JNC MATERIALS
10/25/2006	31,480	ASPHALT	RCC	JNC MATERIALS
11/14/2006	41,580	ASPHALT (HYDRO QUAL)	RCC	JNC MATERIALS
12/13/2006	24,780	WP-10 CONCRETE	RCC	JNC MATERIALS
12/13/2006	38,720	WP-10 CONCRETE	RCC	JNC MATERIALS
12/13/2006	38,740	WP-10 CONCRETE	RCC	JNC MATERIALS
12/13/2006	45,480	WP-10 CONCRETE	RCC	JNC MATERIALS
12/13/2006	40,780	WP-10 ASPHALT	RCC	JNC MATERIALS
12/13/2006	45,380	WP-10 CONCRETE	RCC	JNC MATERIALS
12/13/2006	45,340	WP-10 ASPH/CONC	RCC	JNC MATERIALS
12/13/2006	51,160	WP-10 ASPH/CONC	RCC	JNC MATERIALS

HONEYWELL SA-7 NON-HAZARDOUS ASPHALT WASTE TRACKING (2006)				
Date Shipped	**Estimated Weight (lbs)**	**Material**	**Transporter**	**Destination**
12/13/2006	37,860	WP-10 ASPH/CONC	RCC	JNC MATERIALS
12/14/2006	39,140	WP-10 ASPH/CONC	RCC	JNC MATERIALS
12/14/2006	41,280	WP-10 ASPH/CONC	RCC	JNC MATERIALS
12/14/2006	34,220	WP-10 ASPH/CONC	RCC	JNC MATERIALS
12/14/2006	31,100	WP-10 ASPH/CONC	RCC	JNC MATERIALS
12/14/2006	47,360	WP-10 ASPH/CONC	RCC	JNC MATERIALS

1,877.73	**3,755,460**
TONS (Site)	

Honeywell

HONEYWELL SA-7 NON-HAZARDOUS ASPHALT WASTE TRACKING (2006)				
Date Shipped	**Estimated Weight (lbs)**	**Material**	**Transporter**	**Destination**
2/27/2007	40,660	ASPHALT	RCC	JNC MATERIALS
2/27/2007	35,760	ASPHALT	RCC	JNC MATERIALS
2/27/2007	46,360	ASPHALT	RCC	JNC MATERIALS
2/27/2007	39,220	ASPHALT	RCC	JNC MATERIALS
2/27/2007	40,540	ASPHALT	RCC	JNC MATERIALS
2/27/2007	34,240	ASPHALT	RCC	JNC MATERIALS
2/27/2007	38,120	ASPHALT	RCC	JNC MATERIALS
2/27/2007	39,780	ASPHALT	RCC	JNC MATERIALS
2/28/2007	45,880	ASPHALT	RCC	JNC MATERIALS
2/28/2007	45,000	ASPHALT	RCC	JNC MATERIALS
2/28/2007	45,420	ASPHALT	RCC	JNC MATERIALS
2/28/2007	46,300	ASPHALT	RCC	JNC MATERIALS
6/29/2007	38,560	ASPHALT	RCC	JNC MATERIALS
6/29/2007	44,620	ASPHALT	RCC	JNC MATERIALS
6/29/2007	43,060	ASPHALT	RCC	JNC MATERIALS
6/29/2007	47,360	ASPHALT	RCC	JNC MATERIALS
7/2/2007	49,680	ASPHALT	RCC	JNC MATERIALS
7/2/2007	43,260	ASPHALT	RCC	JNC MATERIALS
7/2/2007	41,640	ASPHALT	RCC	JNC MATERIALS
7/2/2007	49,300	ASPHALT	RCC	JNC MATERIALS
7/2/2007	47,220	ASPHALT	RCC	JNC MATERIALS
7/2/2007	27,380	ASPHALT	RCC	JNC MATERIALS
7/3/2007	39,120	ASPHALT	RCC	JNC MATERIALS
7/3/2007	42,560	ASPHALT	RCC	JNC MATERIALS
7/3/2007	45,000	ASPHALT	RCC	JNC MATERIALS
7/3/2007	43,020	ASPHALT	RCC	JNC MATERIALS

549.53	**1,099,060**
TONS (Site)	

HONEYWELL SA-7 NON-HAZARDOUS ASPHALT WASTE TRACKING (2006)				
Date Shipped	**Estimated Weight (lbs)**	**Material**	**Transporter**	**Destination**
4/8/2008	30,400	NWP ASPHALT	RCC/VENIERO	STONE INDUSTRIES
4/8/2008	41,300	NWP ASPHALT	RCC/VENIERO	STONE INDUSTRIES
4/8/2008	33,540	NWP ASPHALT	RCC/VENIERO	STONE INDUSTRIES
4/9/2008	40,840	NWP ASPHALT	RCC/VENIERO	STONE INDUSTRIES
4/9/2008	46,040	NWP ASPHALT	RCC/VENIERO	STONE INDUSTRIES
4/9/2008	40,740	NWP ASPHALT	RCC/VENIERO	STONE INDUSTRIES
4/10/2008	37,520	NWP ASPHALT	RCC/VENIERO	STONE INDUSTRIES
4/10/2008	39,860	NWP ASPHALT	RCC/VENIERO	STONE INDUSTRIES
4/10/2008	44,700	NWP ASPHALT	RCC/VENIERO	STONE INDUSTRIES
4/11/2008	43,680	NWP ASPHALT	RCC/VENIERO	STONE INDUSTRIES
4/11/2008	43,720	NWP ASPHALT	RCC/VENIERO	STONE INDUSTRIES
4/11/2008	45,020	NWP ASPHALT	RCC/VENIERO	STONE INDUSTRIES
4/14/2008	41,780	NWP ASPHALT	RCC/VENIERO	STONE INDUSTRIES
4/14/2008	42,360	NWP ASPHALT	RCC/VENIERO	STONE INDUSTRIES
4/14/2008	41,420	NWP ASPHALT	RCC/VENIERO	STONE INDUSTRIES
4/15/2008	40,080	NWP ASPHALT	RCC/VENIERO	STONE INDUSTRIES
4/15/2008	38,320	NWP ASPHALT	RCC/VENIERO	STONE INDUSTRIES
4/15/2008	42,600	NWP ASPHALT	RCC/VENIERO	STONE INDUSTRIES
4/16/2008	43,300	NWP ASPHALT	RCC/VENIERO	STONE INDUSTRIES
4/16/2008	45,800	NWP ASPHALT	RCC/VENIERO	STONE INDUSTRIES
4/16/2008	43,600	NWP ASPHALT	RCC/VENIERO	STONE INDUSTRIES
4/17/2008	42,540	NWP ASPHALT	RCC/VENIERO	STONE INDUSTRIES
4/17/2008	41,100	NWP ASPHALT	RCC/VENIERO	STONE INDUSTRIES
4/17/2008	43,360	SCB ASPHALT	RCC/VENIERO	STONE INDUSTRIES
4/18/2008	48,260	SCB ASPHALT	RCC/VENIERO	STONE INDUSTRIES
4/18/2008	43,840	SCB ASPHALT	RCC/VENIERO	STONE INDUSTRIES
4/18/2008	44,700	SCB ASPHALT	RCC/VENIERO	STONE INDUSTRIES
4/21/2008	40,700	SCB ASPHALT	RCC/VENIERO	STONE INDUSTRIES
4/21/2008	43,080	SCB ASPHALT	RCC/VENIERO	STONE INDUSTRIES
4/21/2008	44,700	SCB ASPHALT	RCC/VENIERO	STONE INDUSTRIES
4/22/2008	42,360	SCB ASPHALT	RCC/VENIERO	STONE INDUSTRIES
4/22/2008	44,240	SCB ASPHALT	RCC/VENIERO	STONE INDUSTRIES
4/22/2008	43,020	SCB ASPHALT	RCC/VENIERO	STONE INDUSTRIES
4/23/2008	41,200	SCB ASPHALT	RCC/VENIERO	STONE INDUSTRIES
4/23/2008	42,860	SCB ASPHALT	RCC/VENIERO	STONE INDUSTRIES
4/23/2008	48,040	SCB ASPHALT	RCC/VENIERO	STONE INDUSTRIES
4/24/2008	47,140	NWP ASPHALT	RCC/VENIERO	STONE INDUSTRIES
4/24/2008	46,000	SCB ASPHALT	RCC/VENIERO	STONE INDUSTRIES
4/24/2008	47,920	SCB ASPHALT	RCC/VENIERO	STONE INDUSTRIES
4/25/2008	51,300	SCB ASPHALT	RCC/VENIERO	STONE INDUSTRIES
4/25/2008	45,160	SCB ASPHALT	RCC/VENIERO	STONE INDUSTRIES
4/25/2008	44,680	SCB ASPHALT	RCC/VENIERO	STONE INDUSTRIES
4/28/2008	48,040	SCB ASPHALT	RCC/VENIERO	STONE INDUSTRIES
4/28/2008	49,420	SCB ASPHALT	RCC/VENIERO	STONE INDUSTRIES
4/28/2008	44,640	SCB ASPHALT	RCC/VENIERO	STONE INDUSTRIES
4/29/2008	42,120	SCB ASPHALT	RCC/VENIERO	STONE INDUSTRIES
4/29/2008	48,200	SCB ASPHALT	RCC/VENIERO	STONE INDUSTRIES
4/29/2008	48,160	SCB ASPHALT	RCC/VENIERO	STONE INDUSTRIES
4/30/2008	43,480	NWP ASPHALT	RCC/VENIERO	STONE INDUSTRIES
4/30/2008	40,440	NWP ASPHALT	RCC/VENIERO	STONE INDUSTRIES
4/30/2008	48,580	NWP ASPHALT	RCC/VENIERO	STONE INDUSTRIES
4/30/2008	48,160	SCB ASPHALT	RCC/VENIERO	STONE INDUSTRIES
4/30/2008	40,020	SCB ASPHALT	RCC/VENIERO	STONE INDUSTRIES
4/30/2008	41,220	SCB ASPHALT	RCC/VENIERO	STONE INDUSTRIES
4/30/2008	52,120	SCB ASPHALT	RCC/VENIERO	STONE INDUSTRIES
5/1/2008	42,140	NWP ASPHALT	RCC/VENIERO	STONE INDUSTRIES
5/1/2008	41,940	NWP ASPHALT	RCC/VENIERO	STONE INDUSTRIES
5/1/2008	32,040	ASPHALT BERM	RCC/VENIERO	STONE INDUSTRIES
5/1/2008	26,320	ASPHALT BERM	RCC/VENIERO	STONE INDUSTRIES
5/1/2008	38,200	ASPHALT BERM	RCC/VENIERO	STONE INDUSTRIES

1,289.03	**2,578,060**
TONS (Site)	

HONEYWELL SA-7 NON-HAZARDOUS ASPHALT WASTE TRACKING (2006)				
Date Shipped	**Estimated Weight (lbs)**	**Material**	**Transporter**	**Destination**
3/30/2009	39,800	ASPHALT	RCC/VENIERO	BRAEN/STONE INDUSTRIES
3/30/2009	38,020	ASPHALT	RCC/VENIERO	BRAEN/STONE INDUSTRIES
3/30/2009	32,240	ASPHALT	RCC/VENIERO	BRAEN/STONE INDUSTRIES
3/30/2009	44,640	ASPHALT	RCC/VENIERO	BRAEN/STONE INDUSTRIES
3/30/2009	40,520	ASPHALT	RCC/VENIERO	BRAEN/STONE INDUSTRIES
3/30/2009	43,440	ASPHALT	RCC/VENIERO	BRAEN/STONE INDUSTRIES
3/30/2009	36,440	ASPHALT	RCC/VENIERO	BRAEN/STONE INDUSTRIES
3/30/2009	43,780	ASPHALT	RCC/VENIERO	BRAEN/STONE INDUSTRIES
3/30/2009	40,460	ASPHALT	RCC/VENIERO	BRAEN/STONE INDUSTRIES
3/30/2009	50,820	ASPHALT	RCC/VENIERO	BRAEN/STONE INDUSTRIES
3/30/2009	35,460	ASPHALT	RCC/VENIERO	BRAEN/STONE INDUSTRIES
3/30/2009	42,760	ASPHALT	RCC/VENIERO	BRAEN/STONE INDUSTRIES
3/31/2009	48,800	ASPHALT	RCC/VENIERO	BRAEN/STONE INDUSTRIES
3/31/2009	46,340	ASPHALT	RCC/VENIERO	BRAEN/STONE INDUSTRIES
3/31/2009	40,120	ASPHALT	RCC/VENIERO	BRAEN/STONE INDUSTRIES
3/31/2009	43,540	ASPHALT	RCC/VENIERO	BRAEN/STONE INDUSTRIES
3/31/2009	51,400	ASPHALT	RCC/VENIERO	BRAEN/STONE INDUSTRIES
3/31/2009	42,920	ASPHALT	RCC/VENIERO	BRAEN/STONE INDUSTRIES
3/31/2009	42,840	ASPHALT	RCC/VENIERO	BRAEN/STONE INDUSTRIES
3/31/2009	33,400	ASPHALT	RCC/VENIERO	BRAEN/STONE INDUSTRIES
3/31/2009	45,780	ASPHALT	RCC/VENIERO	BRAEN/STONE INDUSTRIES
3/31/2009	38,020	ASPHALT	RCC/VENIERO	BRAEN/STONE INDUSTRIES
3/31/2009	40,860	ASPHALT	RCC/VENIERO	BRAEN/STONE INDUSTRIES
3/31/2009	34,560	ASPHALT	RCC/VENIERO	BRAEN/STONE INDUSTRIES
4/1/2009	46,980	ASPHALT	RCC/VENIERO	BRAEN/STONE INDUSTRIES
4/1/2009	36,560	ASPHALT	RCC/VENIERO	BRAEN/STONE INDUSTRIES
4/1/2009	46,600	ASPHALT	RCC/VENIERO	BRAEN/STONE INDUSTRIES
4/1/2009	44,420	ASPHALT	RCC/VENIERO	BRAEN/STONE INDUSTRIES
4/1/2009	51,260	ASPHALT	RCC/VENIERO	BRAEN/STONE INDUSTRIES
4/1/2009	48,720	ASPHALT	RCC/VENIERO	BRAEN/STONE INDUSTRIES
4/1/2009	36,780	ASPHALT	RCC/VENIERO	BRAEN/STONE INDUSTRIES
4/1/2009	47,640	ASPHALT	RCC/VENIERO	BRAEN/STONE INDUSTRIES
4/1/2009	37,020	ASPHALT	RCC/VENIERO	BRAEN/STONE INDUSTRIES
5/5/2009	31,920	ASPHALT	RCC/VENIERO	BRAEN/STONE INDUSTRIES
5/5/2009	35,260	ASPHALT	RCC/VENIERO	BRAEN/STONE INDUSTRIES
5/5/2009	41,360	ASPHALT	RCC/VENIERO	BRAEN/STONE INDUSTRIES
5/6/2009	30,720	ASPHALT	RCC/TOMSEY	BRAEN/STONE INDUSTRIES
5/6/2009	23,800	ASPHALT	RCC/TOMSEY	BRAEN/STONE INDUSTRIES
5/6/2009	31,680	ASPHALT	RCC/TOMSEY	BRAEN/STONE INDUSTRIES
5/6/2009	29,560	ASPHALT	RCC/TOMSEY	BRAEN/STONE INDUSTRIES
5/6/2009	31,320	ASPHALT	RCC/TOMSEY	BRAEN/STONE INDUSTRIES
5/6/2009	29,240	ASPHALT	RCC/TOMSEY	BRAEN/STONE INDUSTRIES
5/7/2009	27,160	ASPHALT	RCC/TOMSEY	BRAEN/STONE INDUSTRIES
5/7/2009	35,600	ASPHALT	RCC/TOMSEY	BRAEN/STONE INDUSTRIES
5/7/2009	31,020	ASPHALT	RCC/TOMSEY	BRAEN/STONE INDUSTRIES
5/7/2009	42,980	ASPHALT	RCC/TOMSEY	BRAEN/STONE INDUSTRIES
5/7/2009	49,020	ASPHALT	RCC/TOMSEY	BRAEN/STONE INDUSTRIES
5/8/2009	39,860	ASPHALT	RCC/TOMSEY	BRAEN/STONE INDUSTRIES
5/8/2009	34,580	ASPHALT	RCC/TOMSEY	BRAEN/STONE INDUSTRIES
5/8/2009	42,000	ASPHALT	RCC/TOMSEY	BRAEN/STONE INDUSTRIES
5/8/2009	45,120	ASPHALT	RCC/TOMSEY	BRAEN/STONE INDUSTRIES
5/8/2009	34,720	ASPHALT	RCC/TOMSEY	BRAEN/STONE INDUSTRIES
5/11/2009	41,660	ASPHALT	RCC/TOMSEY	BRAEN/STONE INDUSTRIES
5/11/2009	36,800	ASPHALT	RCC/TOMSEY	BRAEN/STONE INDUSTRIES
5/11/2009	44,860	ASPHALT	RCC/TOMSEY	BRAEN/STONE INDUSTRIES
5/11/2009	34,320	ASPHALT	RCC/TOMSEY	BRAEN/STONE INDUSTRIES
5/11/2009	44,020	ASPHALT	RCC/TOMSEY	BRAEN/STONE INDUSTRIES
5/11/2009	38,080	ASPHALT	RCC/TOMSEY	BRAEN/STONE INDUSTRIES
5/11/2009	33,560	ASPHALT	RCC/TOMSEY	BRAEN/STONE INDUSTRIES
5/12/2009	39,360	ASPHALT	RCC/TOMSEY	BRAEN/STONE INDUSTRIES
5/12/2009	39,320	ASPHALT	RCC/TOMSEY	BRAEN/STONE INDUSTRIES
5/12/2009	41,060	ASPHALT	RCC/TOMSEY	BRAEN/STONE INDUSTRIES
5/12/2009	42,440	ASPHALT	RCC/TOMSEY	BRAEN/STONE INDUSTRIES
5/13/2009	45,460	ASPHALT	RCC/TOMSEY	BRAEN/STONE INDUSTRIES
5/13/2009	42,680	ASPHALT	RCC/TOMSEY	BRAEN/STONE INDUSTRIES
5/13/2009	47,660	ASPHALT	RCC/TOMSEY	BRAEN/STONE INDUSTRIES
5/13/2009	41,940	ASPHALT	RCC/TOMSEY	BRAEN/STONE INDUSTRIES
8/12/2009	40,100	ASPHALT	RCC/VENIERO	BRAEN/STONE INDUSTRIES
8/12/2009	44,120	ASPHALT	RCC/VENIERO	BRAEN/STONE INDUSTRIES
9/17/2009	47,900	ASPHALT	RCC/VENIERO	BRAEN/STONE INDUSTRIES
9/17/2009	49,520	ASPHALT	RCC/VENIERO	BRAEN/STONE INDUSTRIES
9/17/2009	50,200	ASPHALT	RCC/VENIERO	BRAEN/STONE INDUSTRIES
9/17/2009	44,260	ASPHALT	RCC/VENIERO	BRAEN/STONE INDUSTRIES
9/17/2009	48,840	ASPHALT	RCC/VENIERO	BRAEN/STONE INDUSTRIES
9/17/2009	45,760	ASPHALT	RCC/VENIERO	BRAEN/STONE INDUSTRIES

1,521.89	**3,043,780**

HONEYWELL SA-7 NON-HAZARDOUS ASPHALT WASTE TRACKING (2006)				
Date Shipped	**Estimated Weight (lbs)**	**Material**	**Transporter**	**Destination**
TONS (Site)				

HONEYWELL SA-7 NON-HAZARDOUS ASPHALT WASTE TRACKING (2006)				
Date Shipped	**Estimated Weight (lbs)**	**Material**	**Transporter**	**Destination**
1/7/2010	42,340	ASPHALT	RCC/VENIERO	BRAEN/STONE INDUSTRIES
1/7/2010	39,100	ASPHALT	RCC/VENIERO	BRAEN/STONE INDUSTRIES
1/7/2010	39,800	ASPHALT	RCC/VENIERO	BRAEN/STONE INDUSTRIES
1/7/2010	49,540	ASPHALT	RCC/VENIERO	BRAEN/STONE INDUSTRIES
1/7/2010	46,740	ASPHALT	RCC/VENIERO	BRAEN/STONE INDUSTRIES
1/7/2010	45,340	ASPHALT	RCC/VENIERO	BRAEN/STONE INDUSTRIES
1/7/2010	46,980	ASPHALT	RCC/VENIERO	BRAEN/STONE INDUSTRIES
1/7/2010	45,400	ASPHALT	RCC/VENIERO	BRAEN/STONE INDUSTRIES
1/7/2010	44,320	ASPHALT	RCC/VENIERO	BRAEN/STONE INDUSTRIES
1/8/2010	42,360	ASPHALT	RCC/VENIERO	BRAEN/STONE INDUSTRIES
1/8/2010	42,040	ASPHALT	RCC/VENIERO	BRAEN/STONE INDUSTRIES
1/8/2010	45,280	ASPHALT	RCC/VENIERO	BRAEN/STONE INDUSTRIES
1/8/2010	40,140	ASPHALT	RCC/VENIERO	BRAEN/STONE INDUSTRIES
1/8/2010	37,460	ASPHALT	RCC/VENIERO	BRAEN/STONE INDUSTRIES
1/8/2010	39,880	ASPHALT	RCC/VENIERO	BRAEN/STONE INDUSTRIES

323.36	**646,720**
TONS (Site)	

HONEYWELL SA-7 NON-HAZARDOUS ASPHALT WASTE TRACKING (2006)			
Date Shipped	**Estimated Weight (lbs)**	**Material**	**Transporter**
7/21/2008	33,260	STEEL	CINELLI
7/21/2008	33,880	STEEL	CINELLI
7/21/2008	29,540	STEEL	CINELLI
7/21/2008	28,080	STEEL	CINELLI
7/21/2008	26,220	STEEL	CINELLI
7/21/2008	26,060	STEEL	CINELLI
7/21/2008	41,560	STEEL	CINELLI
7/21/2008	26,560	STEEL	CINELLI
7/21/2008	48,700	STEEL	CINELLI
7/22/2008	34,880	STEEL	CINELLI
7/22/2008	23,680	STEEL	CINELLI
7/23/2008	27,960	STEEL	CINELLI
7/23/2008	37,120	STEEL	CINELLI
7/23/2008	30,260	STEEL	CINELLI
7/23/2008	24,320	STEEL	CINELLI
7/23/2008	30,800	STEEL	CINELLI
7/23/2008	28,620	STEEL	CINELLI
7/23/2008	27,700	STEEL	CINELLI
7/23/2008	29,760	STEEL	CINELLI
7/23/2008	31,400	STEEL	CINELLI
7/23/2008	40,000	STEEL	CINELLI
7/23/2008	16,980	STEEL	CINELLI
7/23/2008	37,900	STEEL	CINELLI

319.30	**715,240**
TONS (Site)	

HONEYWELL SA-7 NON-HAZARDOUS ASPHALT WASTE TRACKING (2006)			
Date Shipped	**Estimated Weight (lbs)**	**Material**	**Transporter**
4/7/2009	20,280	SCRAP STEEL	CINELLI
4/8/2009	12,660	SCRAP STEEL	CINELLI

16.47	**32,940**
TONS (Site)	

Appendix E-8: WWTP - Manifest Log for Filter Cake

2005	Filter Cake Log
2006	Filter Cake Log
2007	Filter Cake Log
2008	Filter Cake Log
2009	Filter Cake Log

(2005) HONEYWELL SA-7 STABLEX HAZARDOUS WASTE TRACKING											
Date Shipped	**Date of Return Manifest**	**State Manifest**	**Canadian Manifest**	**Man. Doc #**	**Facilty Manifest Weight (lbs)**	**Estimated Weight (lbs)**	**Manifest - Estimate (lbs)**	**Manifest - Estimate (%)**	**Material**	**Transporter**	**Roll Off No.**
11/28/2005	12/15/2005	NJA5295702	9213177-0	02716	39,513	40,000	(487)	-1.2%	FILTER CAKE	FCI	n/a
12/15/2005	1/10/2006	NJA5233586	9213174-7	02717	29,040	26,860	2,180	7.5%	FILTER CAKE	FCI	n/a

33.43	**SITE TONS**	**TOTAL:**				66,860			
34.28	**Facility Tons**	**TOTAL:**			68,553	66,860	1,693	0.02	2.53%

(2006) HONEYWELL SA-7 STABLEX HAZARDOUS WASTE TRACKING											
Date Shipped	**Date of Return Manifest**	**State Manifest**	**Canadian Manifest**	**Man. Doc. No.**	**Facilty Manifest Weight (lbs)**	**Estimated Weight (lbs)**	**Manifest - Estimate (lbs)**	**Manifest - Estimate (%)**	**Material**	**Transporter**	**Roll Off No.**
2/2/2006	4/24/2006	NJA5295703	9213176-2	60001	41,410	39,880	1,530	3.7%	FILTER CAKE	FCI	0470
2/23/2006	4/24/2006	NJA5295704	9213175-4	60002	29,481	29,600	(119)	-0.4%	FILTER CAKE	FCI	0330
3/1/2006	4/24/2006	NJA5295705	9213173-9	60003	23,637	28,340	(4,703)	-19.9%	FILTER CAKE	FCI	0469
3/21/2006	4/6/2006	NJA5295706	RU56882-2	60016	22,689	21,130	1,559	6.9%	FILTER CAKE	FCI	0468
4/27/2006	5/16/2006	NJA5295709	9229368-7	60017	27,673	25,540	2,133	7.7%	FILTER CAKE	FCI	0471
5/10/2006	8/16/2006	NJA5295711	9229370-3	60020	23,858	33,580	(9,722)	-40.7%	FILTER CAKE	FCI	0223
5/30/2006	6/6/2006	NJA5295712	9229371-1	60021	39,425	39,740	(315)	-0.8%	FILTER CAKE	FCI	0202
7/12/2006	7/27/2006	NJA5295716	9229372-9	60022	36,074	36,040	34	0.1%	FILTER CAKE	FCI	0405
8/14/2006	8/21/2006	NJA5295719	9229373-7	60023	43,174	**50,020**	(6,846)	-15.9%	FILTER CAKE	FCI	9915
8/17/2006	9/1/2006	NJA5295720	9229374-5	60024	32,855	33,740	(885)	-2.7%	FILTER CAKE	FCI	0034
9/1/2006	9/13/2006	NJA5341258	9229375-2	60028	43,174	43,300	(126)	-0.3%	FILTER CAKE	FCI	0605
9/18/2006	10/5/2006	000869388	9229376-0	60029	34,993	35,220	(227)	-0.6%	FILTER CAKE	FCI	0526
10/2/2006	10/19/2006	000870043	9229377-8	60030	38,345	38,380	(35)	-0.1%	FILTER CAKE	FCI	0019
10/11/2006	10/30/2006	000870643	9223836-9	60031	43,813	40,000	3,813	8.7%	FILTER CAKE	FCI	9672
12/12/2006	12/21/2006	000858351	9223838-5	60032	42,402	41,300	1,102	2.6%	FILTER CAKE	FCI	0605
12/18/2006	1/4/2007	000858516	9223839-3	60033	42,071	42,920	-849	-2.0%	FILTER CAKE	FCI	0019
12/26/2006	1/10/2007	000858851	9223840-1	60034	41,939	42,720	-781	-1.9%	FILTER CAKE	FCI	98104
12/28/2006	1/10/2007	000858934	9223841-9	60035	37,882	38,220	-338	-0.9%	FILTER CAKE	FCI	9550

329.84	**SITE TONS**	**TOTAL:**				659,670			
322.45	**Facility Tons**	**TOTAL:**			644,895	659,670	-14,775	(0.02)	-2.24%

(2007) HONEYWELL SA-7 STABLEX HAZARDOUS WASTE TRACKING											
Date Shipped	Date of Return Manifest	State Manifest	Canadian Manifest	Man. Doc. No.	Facilty Manifest Weight (lbs)	Estimated Weight (lbs)	Manifest - Estimate (lbs)	Manifest - Estimate (%)	Material	Transporter	Roll Off No.
1/2/2007	1/19/2007	000859045	9223842-7	70001	39,050	39,960	(910)	-2.3%	FILTER CAKE	FCI	9672
1/16/2007	1/31/2007	000873072	9223843-5	70002	41,675	41,800	(125)	-0.3%	FILTER CAKE	FCI	0526
2/6/2007	2/22/2007	000860332	9223844-3	70003	42,931	42,920	11	0.0%	FILTER CAKE	FCI	0019
2/8/2007	2/22/2007	000860383	9223845-0	70004	41,388	41,480	(92)	-0.2%	FILTER CAKE	FCI	0526
2/22/2007	3/7/2007	000860773	9223846-8	70005	41,763	42,640	(877)	-2.1%	FILTER CAKE	FCI	9672
3/7/2007	3/22/2007	000861217	9223847-6	70006	41,360	40,460	900	2.2%	FILTER CAKE	FCI	0605
3/14/2007	3/29/2007	000861481	9223848-4	70007	40,043	40,360	(317)	-0.8%	FILTER CAKE	FCI	0526
3/28/2007	4/10/2007	000861795	9223849-2	70008	42,821	42,600	221	0.5%	FILTER CAKE	FCI	0019
4/9/2007	4/18/2007	000862461	9223850-0	70009	43,747	43,620	127	0.3%	FILTER CAKE	FCI	0605
4/24/2007	5/17/2007	000862121	9223851-8	70010	39,712	39,440	272	0.7%	FILTER CAKE	FCI	0526
5/21/2007	6/6/2007	000863958	9223852-6	70011	34,641	34,980	(339)	-1.0%	FILTER CAKE	FCI	9672
6/6/2007	6/27/2007	000865010	9223853-4	70012	40,903	40,200	703	1.7%	FILTER CAKE	FCI	0605
7/17/2007	8/1/2007	000866325	9223854-2	70013	41,917	42,120	(203)	-0.5%	FILTER CAKE	FCI	0526
8/2/2007	8/22/2007	000867128	9223855-9	70014	33,251	32,640	611	1.8%	FILTER CAKE	FCI	0605
8/15/2007	8/29/2007	000867625	9257474-8	70015	42,093	43,680	(1,587)	-3.8%	FILTER CAKE	FCI	9672
8/15/2007	8/29/2007	000867658	9257475-5	70016	34,155	34,920	(765)	-2.2%	FILTER CAKE	FCI	0526
9/13/2007	9/26/2007	000868860	9257476-3	70017	35,919	37,040	-1,121	-3.1%	FILTER CAKE	FCI	0019
9/19/2007	10/4/2007	000857678	9257477-1	70018	38,389	38,100	289	0.8%	FILTER CAKE	FCI	9672
10/15/2007	10/25/2007	003254387	9257478-9	70019	34,266	37,280	-3,014	-8.8%	FILTER CAKE	FCI	0526
10/18/2007	10/31/2007	003245569	9257479-7	70020	44,298	43,920	378	0.9%	FILTER CAKE	FCI	0605
10/24/2007	11/6/2007	003252997	9257480-5	70021	37,507	38,300	-793	-2.1%	FILTER CAKE	FCI	0019
10/26/2007	11/6/2007	003245883	9257481-3	70022	39,293	39,580	-287	-0.7%	FILTER CAKE	FCI	9674
11/21/2007	12/19/2007	003247200	9301705-1	70023	44,916	44,860	56	0.1%	FILTER CAKE	FCI	0526
11/27/2007	12/19/2007	003247343	9301707-7	70024	45,026	42,200	2,826	6.3%	FILTER CAKE	FCI	0605
12/18/2007	1/22/2008	003248221	9301708-5	70025	41,568	42,560	-992	-2.4%	FILTER CAKE	FCI	9674
12/20/2007	1/22/2008	003248388	9301709-3	70026	42,490	42,420	70	0.2%	FILTER CAKE	FCI	0019
12/28/2007	1/22/2008	003248667	9301710-1	70027	43,615	44,460	-845	-1.9%	FILTER CAKE	FCI	0526

547.27	**SITE TONS**	**TOTAL:**				1,094,540			
544.37	**Facility Tons**	**TOTAL:**			1,088,737	1,094,540	-5,803	(0.01)	-0.53%

(2008) HONEYWELL SA-7 STABLEX HAZARDOUS WASTE TRACKING											
Date Shipped	Date of Return Manifest	State Manifest	Canadian Manifest	Man. Doc. No.	Facilty Manifest Weight (lbs)	Estimated Weight (lbs)	Manifest - Estimate (lbs)	Manifest - Estimate (%)	Material	Transporter	Roll Off No.
1/22/2008	2/6/2008	003250088	9301711-9	80000	36,272	38,380	(2,108)	-5.8%	FILTER CAKE	FCI	0605
1/24/2008	2/6/2008	003250292	9301712-7	80001	35,897	37,000	(1,103)	-3.1%	FILTER CAKE	FCI	9674
1/29/2008	2/6/2008	003250551	9301713-5	80002	35,236	36,020	(784)	-2.2%	FILTER CAKE	FCI	0526
2/12/2008	2/28/2008	003251111	9301714-3	80003	36,338	36,040	298	0.8%	FILTER CAKE	FCI	0019
2/20/2008	3/7/2008	003251378	9301715-0	80004	42,512	43,560	(1,048)	-2.5%	FILTER CAKE	FCI	0605
2/28/2008	3/24/2008	003251726	9301716-8	80005	41,785	41,780	5	0.0%	FILTER CAKE	FCI	0526
3/26/2008	4/18/2008	003253366	9301717-6	80006	38,191	38,280	(89)	-0.2%	FILTER CAKE	FCI	0310
3/26/2008	4/18/2008	003253367	9301718-4	80007	35,589	42,700	(7,111)	-20.0%	FILTER CAKE	FCI	0526
4/14/2008	5/1/2008	003254770	9301719-2	80008	38,477	39,180	(703)	-1.8%	FILTER CAKE	FCI	0019
4/23/2008	5/9/2008	003255163	9257482-1	80009	38,852	38,980	(128)	-0.3%	FILTER CAKE	FCI	0327
5/19/2008	6/2/2008	003256324	9257483-9	80010	39,381	40,300	(919)	-2.3%	FILTER CAKE	FCI	0526
6/3/2008	6/17/2008	003256901	9257484-7	80011	39,690	43,580	(3,890)	-9.8%	FILTER CAKE	FCI	0019
6/11/2008	6/26/2008	003257271	9257486-2	80012	35,633	39,560	(3,927)	-11.0%	FILTER CAKE	FCI	0310
6/18/2008	7/7/2008	003257596	9257485-4	80013	34,596	35,360	(764)	-2.2%	FILTER CAKE	FCI	0605
7/2/2008	7/16/2008	003258089	9257487-0	80014	38,786	38,980	(194)	-0.5%	FILTER CAKE	FCI	0526
7/8/2008	7/22/2008	003258297	9257488-8	80015	31,002	32,640	(1,638)	-5.3%	FILTER CAKE	FCI	0310
7/16/2008	7/30/2008	003258670	9257489-6	80016	45,357	43,300	2,057	4.5%	FILTER CAKE	FCI	0019
7/28/2008	8/5/2008	003259263	9257490-4	80017	32,612	32,960	(348)	-1.1%	FILTER CAKE	FCI	0605
8/20/2008	9/4/2008	003260870	9257941-2	80018	42,071	42,000	71	0.2%	FILTER CAKE	FCI	0526
8/28/2008	9/9/2008	003261331	9257492-0	80019	32,458	32,320	138	0.4%	FILTER CAKE	FCI	0605
9/10/2008	9/26/2008	003261828	9257493-8	80020	36,338	36,560	(222)	-0.6%	FILTER CAKE	FCI	0327
9/29/2008	10/7/2008	004732224	9257494-6	80021	40,792	40,980	(188)	-0.5%	FILTER CAKE	FCI	0019
10/30/2008	11/10/2008	005123759	9365431-7	80022	39,029	40,460	(1,431)	-3.7%	FILTER CAKE	FCI	0605
11/3/2008	11/10/2008	005123834	9365424-2	80023	37,375	38,140	-765	-2.0%	FILTER CAKE	FCI	0526
11/20/2008	12/3/2008	005121737	9365425-9	80024	30,451	30,680	-229	-0.8%	FILTER CAKE	FCI	0327
12/30/2008	1/12/2009	005123106	9365426-7	80025	40,969	42,140	-1,171	-2.9%	FILTER CAKE	FCI	0019

500.94	**SITE TONS**	**TOTAL:**				1,001,880			
487.84	**Facility Tons**	**TOTAL:**			975,689	1,001,880	-26,191	(0.03)	-2.61%

Honeywell

(2009) HONEYWELL SA-7 STABLEX HAZARDOUS WASTE TRACKING											
Date Shipped	Date of Return Manifest	State Manifest	Canadian Manifest	Man. Doc. No.	Facilty Manifest Weight (lbs)	Estimated Weight (lbs)	Manifest - Estimate (lbs)	Manifest - Estimate (%)	Material	Transporter	Roll Off No.
1/6/2009	1/20/2009	005123423	9365427-5	90001	43,615	43,100	515	1.2%	FILTER CAKE	FCI	0605
1/14/2009	1/26/2009	005124739	9365428-3	90002	41,586	41,280	306	0.7%	FILTER CAKE	FCI	0327
1/27/2009	2/2/2009	005125249	9365429-1	90003	40,550	41,800	(1,250)	-3.1%	FILTER CAKE	FCI	0526
2/2/2009	2/9/2009	005125500	9365430-9	90004	40,329	40,000	329	0.8%	FILTER CAKE	FCI	0019
2/12/2009	2/27/2009	005125955	9365432-5	90005	42,557	43,060	(503)	-1.2%	FILTER CAKE	FCI	0605
2/23/2009	3/3/2009	005126324	9365434-1	90006	41,300	42,500	(1,200)	-2.9%	FILTER CAKE	FCI	0526
3/9/2009	3/16/2009	005126869	9365433-3	90007	32,458	38,000	(5,542)	-17.1%	FILTER CAKE	FCI	0019
3/17/2009	3/23/2009	005127242	9365435-8	90008	41,829	42,500	(671)	-1.6%	FILTER CAKE	FCI	0605
3/31/2009	4/14/2009	005128397	9365436-6	90009	38,257	38,600	(343)	-0.9%	FILTER CAKE	FCI	0526
4/27/2009	5/4/2009	005129621	9365437-4	90010	44,298	42,680	1,618	3.7%	FILTER CAKE	FCI	0605
4/27/2009	5/4/2009	005129627	9356438-2	90011	34,001	34,600	(599)	-1.8%	FILTER CAKE	FCI	0019
5/11/2009	5/19/2009	005130268	9379364-4	90012	38,521	38,540	(19)	0.0%	FILTER CAKE	FCI	0526
6/23/2009	7/13/2009	005951873	9379365-1	90013	43,372	36,940	6,432	14.8%	FILTER CAKE	FCI	0526
7/9/2009	7/21/2009	005953062	9379366-9	90014	43,571	44,720	(1,149)	-2.6%	FILTER CAKE	FCI	0310
7/15/2009	7/29/2009	005953306	9379367-7	90015	44,500	44,500	0	0.0%	FILTER CAKE	FCI	0019
7/20/2009	7/29/2009	005953556	9379368-5	90016	31,223	33,400	(2,177)	-7.0%	FILTER CAKE	FCI	0605
8/6/2009	8/17/2009	000898202	9379369-3	90017	37,750	38,160	(410)	-1.1%	FILTER CAKE	FCI	0526
8/18/2009	8/24/2009	005900197	9379370-1	90018	34,751	34,980	(229)	-0.7%	FILTER CAKE	FCI	0310
8/28/2009	8/31/2009	005969662	9379356-0	90019	42,490	44,400	(1,910)	-4.5%	FILTER CAKE	FCI	0019
9/25/2009	10/5/2009	005970273	9379357-8	90020	40,197	41,820	(1,623)	-4.0%	FILTER CAKE	FCI	0605
9/29/2009	10/5/2009	005970274	9379358-6	90021	42,799	41,920	879	2.1%	FILTER CAKE	FCI	0310
10/14/2009	10/26/2009	005970275	9379359-4	90022	48,400	42,560	5,840	12.1%	FILTER CAKE	FCI	0526
10/15/2009	10/26/2009	005970276	9379360-2	90023	19,867	20,100	(233)	-1.2%	FILTER CAKE	FCI	0019
11/17/2009	11/25/2009	005970283	9379261-0	90024	35,103	35,300	(197)	-0.6%	FILTER CAKE	FCI	0310
12/2/2009	12/28/2009	005970301	9379362-8	90025	26,195	31,000	(4,805)	-18.3%	FILTER CAKE	FCI	0019

488.23	**SITE TONS**	**TOTAL:**				976,460			
484.76	**Facility Tons**	**TOTAL:**			969,519	976,460	-6,941	(0.01)	-0.71%

Appendix E-9: Annual Export Hazardous Waste Reports

2005	Annual Export Hazardous Waste Report
2006	Annual Export Hazardous Waste Report
2007	Annual Export Hazardous Waste Report
2008	Annual Export Hazardous Waste Report
2009	Annual Export Hazardous Waste Report

Honeywell
P.O. Box 1057
Morristown, NJ 07962-1057

CERTIFIED MAIL
RETURN RECEIPT REQUESTED

February 22, 2006

US Environmental Protection Agency
Ariel Rios Building
Mail Code 2254A
1200 Pennsylvania Avenue, NW
Washington, DC 20460
Attn: Robert G. Heiss, Director of International Compliance Assurance Division

RE: 2005 Annual Hazardous Waste Export Report for USEPA ID # NJD986581437
EPA Notice No.: 174/04, 106/05 and 412/05

In accordance with 40 CFR 262.56, attached is a completed 2005 Annual Hazardous Waste Export Report for Honeywell International site located at 441 Route 440, Jersey City, New Jersey (USEPA ID # NJD986581437).

As a result of site remediation activities the following is the total of Chrome Ore Processing Residue that was manifested to Stablex Canada, Inc. facility located in Blainville, Quebec, Canada (see Attachment A).

- EPA Notice # 174/04 – 351 shipments, totaling 6,842 tons.
- EPA Notice # 106/05 – 559 shipments , totaling 11,837 tons
- EPA Notice # 412/05 – 2 shipments, totaling 34 tons

If you should have any questions regarding the report please not hesitate to contact me at 973-455-2175.

Sincerely,

William J. Hague
Director of Construction

Encl: Attachment A

ATTACHMENT A

ANNUAL REPORT OF HAZARDOUS WASTE EXPORTS FOR 2005

1. PRIMARY EXPORTER (Consignor)
   Name: **Honeywell International**
   EPA ID No.: **NJD986581437**
   Mailing Address: **101 Columbia Road**
   City: **Morristown** State: **NJ** Zip: **07962**
   Site Address: **441 Route 440**
   City: **Jersey City** State: **NJ** Zip: **07305**

2. CONSIGNEE
   Name: **Stablex Canada, Inc.**
   Address: **760 Industrial Boulevard**
   Blainville, Quebec, Canada J7C 3V4
   EPA ID no.: **NYD 980756415**

3. TRANSPORTER No. 1: Name: **Transport Rollex Limitée**
   EPA ID no.: **NYF 006000053**
   TRANSPORTER No. 2: Name: **NY&Susquehanna Railway**
   EPA ID no.: **NYD 148612922**
   TRANSPORTER No. 3: Name: **Canadian Pacific Railway**
   EPA ID no.: **NYD 986968139**
   TRANSPORTER No. 4: Name: **Freehold Cartage Inc.**
   EPA ID no.: **NJD 054126164**
   TRANSPORTER No. 5: Name: **Horwith Trucking**
   EPA ID no.: **PAD 146714878**
   TRANSPORTER No. 6: Name: **Leticia Inc**
   EPA ID no.: **NJ 0000363820**
   TRANSPORTER No. 7: Name: **U.S. Bulk Transport, Inc.**
   EPA ID no.: **PAD 987347515**

4. WASTE INFORMATION
   DESCRIPTION OF WASTE: **Chrome Ore Processing Residue**
   EPA Waste Number: **D007**
   DOT Proper Shipping Name: **RQ Hazardous Waste, Solid, N.O.S.**
   DOT Hazard Class: **Class 9**
   DOT ID Code (UN/NA): **NA 3077**

5. SHIPPING INFORMATION
   Number of Shipments during 2005 Calendar Year: **912**
   Total Volume of this Waste Shipped: **18,713 tons.**

6. WASTE MINIMIZATION STATEMENT
   _X_ Not Required (See Instructions)
   ___ Submitted with EPA Biennial Report
   ___ Attached

7. CERTIFICATION

"I certify under penalty of law that I have personally examined and am familiar with the information submitted in this and all attached documents, and that based on my inquiry of those individuals immediately responsible for obtaining the information, I believe that the submitted information is true, accurate, and complete. I am aware that there are significant civil and criminal penalties for submitting false information including the possibility of fine and imprisonment."

Name: **William Hague** Job Title: **Director of Construction**

Signed:_____ Date: 22-FEB-2006

Honeywell
P.O. Box 1219
Morristown, NJ 07962-1219

CERTIFIED MAIL
RETURN RECEIPT REQUESTED

January 19, 2007

US Environmental Protection Agency
Ariel Rios Building
Mail Code 2254A
1200 Pennsylvania Avenue,
NW, Washington, DC 20460
Attn: International Compliance Assurance Division

RE: 2006 Annual Hazardous Waste Export Report for USEPA ID # NJD986581437
EPA Notice No.: 412/05 and 460/06

In accordance with 40 CFR 262.56, attached is a completed 2006 Annual Hazardous Waste Export Report for Honeywell International site located at 441 Route 440, Jersey City, New Jersey (USEPA ID # NJD986581437).

As a result of site remediation activities the following is the total of *Filter Cake* that was manifested to Stablex Canada, Inc. facility located in Blainville, Quebec, Canada (see Attachment A).

- EPA Notice # 412/05 – 15 shipments, totaling 260 tons
- EPA Notice # 460/06 – 4 shipments, totaling 82 tons

If you should have any questions regarding the report please not hesitate to contact me at 973-455-2175.

Sincerely,

William J. Hague
Director, Remediation
Engineering and Construction

Enc: Attachment A

cc: SA- 7 file #30.5.1

ATTACHMENT A

ANNUAL REPORT OF HAZARDOUS WASTE EXPORTS FOR *2006*

1. PRIMARY EXPORTER (Consignor)
   Name: **Honeywell International**
   EPA ID No.: **NJD986581437**
   Mailing Address: **101 Columbia Road**
   City: **Morristown** State: **NJ** Zip: **07962**
   Site Address: **441 Route 440**
   City: **Jersey City** State: **NJ** Zip: **07305**

2. CONSIGNEE
   Name: **Stablex Canada, Inc.**
   Address: **760 Industrial Boulevard**
   Blainville, Quebec, Canada J7C 3V4
   EPA ID no.: **NYD 980756415**

3. TRANSPORTER No. 1: Name: **Freehold Cartage Inc.**
   EPA ID no.: **NJD 054126164**

4. WASTE INFORMATION
   DESCRIPTION OF WASTE: **Filter Cake**
   EPA Waste Number: **D007**
   DOT Proper Shipping Name: **RQ Hazardous Waste, Solid, N.O.S.**
   DOT Hazard Class: **Class 9**
   DOT ID Code (UN/NA): **NA 3077**

5. SHIPPING INFORMATION
   Number of Shipments during 2006 Calendar Year: **19**
   Total Volume of this Waste Shipped: **342 tons.**

6. WASTE MINIMIZATION STATEMENT
   X Not Required (See Instructions)
   ___ Submitted with EPA Biennial Report
   ___ Attached

7. CERTIFICATION

"I certify under penalty of law that I have personally examined and am familiar with the information submitted in this and all attached documents, and that based on my inquiry of those individuals immediately responsible for obtaining the information, I believe that the submitted information is true, accurate, and complete. I am aware that there are significant civil and criminal penalties for submitting false information including the possibility of fine and imprisonment."

Name: **William J. Hague** Job Title: **Director, Remediation Engineering and Construction**

Signed: _____ Date: January 19, 2007

Honeywell
P.O. Box 1057
Morristown, NJ 07962-1057

Certified Mail
Return Receipt Requested

February 6, 2008

US Environmental Protection Agency
Ariel Rios Building
Mail Code 2254A
1200 Pennsylvania Avenue,
NW, Washington, DC 20460
Attn: International Compliance Assurance Division

RE: 2007 ANNUAL HAZARDOUS WASTE EXPORT REPORT FOR USEPA ID # NJD986581437
EPA NOTICE NO.: 460/06 AND 402/07

In accordance with 40 CFR 262.56, attached is a completed 2007 Annual Hazardous Waste Export Report for Honeywell International site located at 441 Route 440, Jersey City, New Jersey (USEPA ID # NJD986581437).

As a result of site remediation activities the following is the total of *Filter Cake* that was manifested to Stablex Canada, Inc. facility located in Blainville, Quebec, Canada (see Attachment A).

- EPA Notice # 460/06 – 22 shipments, totaling 435.6 tons
- EPA Notice # 402/07 – 5 shipments, totaling 108.8 tons

If you should have any questions regarding the report please not hesitate to contact me at 973-455-2175.

Sincerely,

William J. Hague
Director, Remediation
Engineering and Construction

Encl: Attachment A

cc: SA-7 File (30.5.1)

ATTACHMENT A

ANNUAL REPORT OF HAZARDOUS WASTE EXPORTS FOR *2007*

1. PRIMARY EXPORTER (Consignor)
   Name: **Honeywell International**
   EPA ID No.: **NJD986581437**
   Mailing Address: **101 Columbia Road**
   City: **Morristown** State: **NJ** Zip: **07962**
   Site Address: **441 Route 440**
   City: **Jersey City** State: **NJ** Zip: **07305**

2. CONSIGNEE
   Name: **Stablex Canada, Inc.**
   Address: **760 Industrial Boulevard**
   Blainville, Quebec, Canada J7C 3V4
   EPA ID no.: **NYD 980756415**

3. TRANSPORTER No. 1: Name: **Freehold Cartage Inc.**
   EPA ID no.: **NJD 054126164**

4. WASTE INFORMATION
   DESCRIPTION OF WASTE: **Filter Cake**
   EPA Waste Number: **D007**
   DOT Proper Shipping Name: **RQ Hazardous Waste, Solid, N.O.S.**
   DOT Hazard Class: **Class 9**
   DOT ID Code (UN/NA): **NA 3077**

5. SHIPPING INFORMATION
   Number of Shipments during 2007 Calendar Year: **27**
   Total Volume of this Waste Shipped: **544.4 tons.**

6. WASTE MINIMIZATION STATEMENT
   _X_ Not Required (See Instructions)
   ___ Submitted with EPA Biennial Report
   ___ Attached

7. CERTIFICATION

"I certify under penalty of law that I have personally examined and am familiar with the information submitted in this and all attached documents, and that based on my inquiry of those individuals immediately responsible for obtaining the information, I believe that the submitted information is true, accurate, and complete. I am aware that there are significant civil and criminal penalties for submitting false information including the possibility of fine and imprisonment."

Name: **William J. Hague** Job Title: **Construction Director**

Signed: 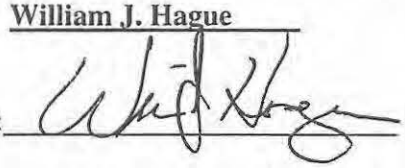 Date: 06-FEB-2008

Honeywell
P.O. Box 1057
Morristown, NJ 07962-1057

February 9, 2009

CERTIFIED MAIL
RETURN RECEIPT REQUESTED

US Environmental Protection Agency
Ariel Rios Building
Mail Code 2254A
1200 Pennsylvania Avenue,
NW, Washington, DC 20460
Attn: International Compliance Assurance Division

RE: 2008 Annual Hazardous Waste Export Report for USEPA ID # NJD986581437
EPA Notice No.: 402/07 and 397/08

In accordance with 40 CFR 262.56, attached is a completed 2008 Annual Hazardous Waste Export Report for Honeywell International site located at 441 Route 440, Jersey City, New Jersey (USEPA ID # NJD986581437).

As a result of site remediation activities the following is the total of *Filter Cake* that was manifested to Stablex Canada, Inc. facility located in Blainville, Quebec, Canada (see Attachment A).

- EPA Notice # 402/07 – 22 shipments, totaling 413.93 tons
- EPA Notice # 397/08 – 4 shipments , totaling 73.91 tons

If you should have any questions regarding the report please not hesitate to contact me at 973-455-2175.

Sincerely,

William Hague
Construction Director

Enclosures: Attachment A

cc: SA- 7 file #30.5.1

ATTACHMENT A

ANNUAL REPORT OF HAZARDOUS WASTE EXPORTS FOR *2008*

1. PRIMARY EXPORTER (Consignor)
   Name: **Honeywell International**
   EPA ID No.: **NJD986581437**
   Mailing Address: **101 Columbia Road**
   City: **Morristown** State: **NJ** Zip: **07962**
   Site Address: **441 Route 440**
   City: **Jersey City** State: **NJ** Zip: **07305**

2. CONSIGNEE
   Name: **Stablex Canada, Inc.**
   Address: **760 Industrial Boulevard**
   Blainville, Quebec, Canada J7C 3V4
   EPA ID no.: **NYD 980756415**

3. TRANSPORTER No. 1: Name: **Freehold Cartage Inc.**
   EPA ID no.: **NJD 054126164**

4. WASTE INFORMATION
   DESCRIPTION OF WASTE: **Filter Cake**
   EPA Waste Number: **D007**
   DOT Proper Shipping Name: **RQ Hazardous Waste, Solid, N.O.S.**
   DOT Hazard Class: **Class 9**
   DOT ID Code (UN/NA): **NA 3077**

5. SHIPPING INFORMATION
   Number of Shipments during 2008 Calendar Year: **26**
   Total Volume of this Waste Shipped: **487.84 tons.**

6. WASTE MINIMIZATION STATEMENT
   _X_ Not Required (See Instructions)
   ___ Submitted with EPA Biennial Report
   ___ Attached

7. CERTIFICATION

"I certify under penalty of law that I have personally examined and am familiar with the information submitted in this and all attached documents, and that based on my inquiry of those individuals immediately responsible for obtaining the information, I believe that the submitted information is true, accurate, and complete. I am aware that there are significant civil and criminal penalties for submitting false information including the possibility of fine and imprisonment."

Name: **William Hague** Job Title: **Construction Director**

Signed: _____ Date: 09-FEB-2009

Honeywell

Appendix E-10: WWTP - Copies of EPA Approval Letters for Exporting Hazardous Waste to Canada

Date	EPA Notice No.
04/02/05	106/05
10/27/05	412/05
11/21/06	460/06
10/29/07	402/07
10/22/08	397/08

UNITED STATES ENVIRONMENTAL PROTECTION AGENCY
WASHINGTON, D.C. 20460

April 12, 2005

OFFICE OF
ENFORCEMENT AND
COMPLIANCE ASSURANCE

EPA Notice No.: 106/05

MR. PETER TARNAWSKYJ
HONEYWELL
441 ROUTE 40
JERSEY CITY, NJ 07305
EPA I.D. No.: NJD986581437

Dear MR. TARNAWSKYJ:

This is to acknowledge receipt of your notice, dated March 1, 2005, of intent to export hazardous waste to Canada as required by Title 40, Code of Federal Regulations, Part 262, Subpart E, Section 262.53 promulgated pursuant to the Resource Conservation and Recovery Act (RCRA). In accordance with the U.S.-Canada Bilateral Agreement on the Transboundary Movement of Hazardous Waste, the U.S. Environmental Protection Agency (EPA) forwarded your notice to the Government of Canada and Canada has no objection to your shipment(s) of hazardous waste.

This letter constitutes the EPA Acknowledgment of Consent for the export of the following hazardous waste as specified in your notice:

> Waste Description: CHROME ORE PROCESSING RESIDUE. EPA Waste Code: D007. DOT Shipping Name: WASTE ENVIRONMENTALLY HAZARDOUS SUBSTANCES, SOLID, NOS; DOT Hazard Class: 9; DOT I.D. No.: UN3077. Total Volume to be Exported: 50,000 TONS. Estimated Frequency: 3500 loads per YEAR.

You may ship this waste to the following consignee:

> STABLEX CANADA, INC.
> 760 INDUSTRIAL BLVD.
> BLAINVILLE, QUEBEC
> CANADA J7C 3V4

Shipments may occur during the period from April 6, 2005 to April 5, 2006.

Internet Address (URL) • http://www.epa.gov
Recycled/Recyclable • Printed with Vegetable Oil Based Inks on Recycled Paper (Minimum 50% Postconsumer content)

You are also reminded of the following **special RCRA requirements for export shipments of hazardous waste.** Specific details of these requirements are contained in Title 40 of the Code of Federal Regulations, Part 262, Subpart E.

1. If the major terms of the original notice of intent to export on which this consent is based should change, you must **renotify** EPA. Please mail your renotification to: USEPA, Ariel Rios Building, Mail Code 2254A, 1200 Pennsylvania Avenue, NW, Washington, D.C. **20460**, with "ATTENTION: INTERNATIONAL COMPLIANCE ASSURANCE DIVISION" prominently displayed on the front of the envelope. (262.53(c)) Alternately, notices may be sent by courier to the same office at the Ariel Rios Building, Room 6144, 1200 Pennsylvania Avenue, NW, Washington, DC **20004**.

2. The Uniform Hazardous Waste **Manifest** Form for each shipment must identify the **point of departure** from the United States in Item 15, Special Handling Instructions. (262.54(c))

3. The following statement must be added to the end of the first sentence of the **certification** set forth in Item 16 of the Uniform Hazardous Waste Manifest Form: "and conforms to the terms of the attached EPA Acknowledgment of Consent". (262.54(d))

4. A **copy** of this Acknowledgment of Consent must be attached to the U.S. hazardous waste manifest that accompanies each shipment of hazardous waste. (262.54(h))

5. You must provide the waste transporter with an additional copy of the U.S. hazardous waste manifest accompanying the shipment for delivery to a **U.S. Customs** official at the point the hazardous waste leaves the United States in accordance with 263.20(g)(4) and (262.54(i)).

6. You must file an **exception report** with the USEPA, Ariel Rios Building, Mail Code 2254A, 1200 Pennsylvania Avenue, NW, Washington, DC **20460**, ATTN: INTERNATIONAL COMPLIANCE ASSURANCE DIVISION, if you have not received a copy of the manifest signed by the transporter stating the date and place of departure from the U.S. within forty five (45) days from the date it was accepted by the initial transporter; if within ninety (90) days from the date the waste was accepted by the initial transporter, the primary exporter has not received written confirmation from the consignee that the hazardous waste was received; or if the waste is returned to the United States. (262.55). Alternately, exception reports may be sent by courier to the same office at the Ariel Rios Building, Room 6144, 1200 Pennsylvania Avenue, NW, Washington, DC **20004**.

7. You must file an annual report by March 1 of each year with the USEPA, Ariel Rios Building, Mail Code 2254A, 1200 Pennsylvania Avenue, NW, Washington, DC 20460, ATTN: INTERNATIONAL COMPLIANCE ASSURANCE DIVISION, summarizing all hazardous waste shipments exported during the previous calendar year. The report must include all items listed in 262.56. Alternately, annual reports may be sent by courier to the same office at the Ariel Rios Building, Room 6144, 1200 Pennsylvania Avenue, NW, Washington, DC 20004.

All shipments of hazardous waste must conform to all applicable State and Federal hazardous waste regulations and transportation requirements as well as these specific export requirements.

Any questions you may have concerning this Acknowledgment of Consent or other export requirements may be directed to Mr. Scott Nelson (Phone 202/564-5032), or Ms. Jean Shaw (Phone 202/564-7111), EPA, Office of Enforcement and Compliance Assurance.

Sincerely,

Jean Shaw for

Robert G. Heiss, Director
International Compliance Assurance
Division
Office of Federal Activities (2254A)

UNITED STATES ENVIRONMENTAL PROTECTION AGENCY
WASHINGTON, D.C. 20460

October 27, 2005

OFFICE OF
ENFORCEMENT AND
COMPLIANCE ASSURANCE

EPA Notice No.: 412/05

MRS. HELEN FAHY
HONEYWELL
441 ROUTE 40
JERSEY CITY, NJ 07305
EPA I.D. No.: NJD986581437

Dear MRS. FAHY:

This is to acknowledge receipt of your notice, dated September 13, 2005, of intent to export hazardous waste to Canada as required by Title 40, Code of Federal Regulations, Part 262, Subpart E, Section 262.53 promulgated pursuant to the Resource Conservation and Recovery Act (RCRA). In accordance with the U.S.-Canada Bilateral Agreement on the Transboundary Movement of Hazardous Waste, the U.S. Environmental Protection Agency (EPA) forwarded your notice to the Government of Canada and Canada has no objection to your shipment(s) of hazardous waste.

This letter constitutes the EPA Acknowledgment of Consent for the export of the following hazardous waste as specified in your notice:

Waste Description: FILTER CAKE. EPA Waste Code: D007. DOT Shipping Name: WASTE ENVIRONMENTALLY HAZARDOUS SUBSTANCES, SOLID, NOS; DOT Hazard Class: 9; DOT I.D. No.: UN3077. Total Volume to be Exported: 1200 TONS. Estimated Frequency: 60 loads per YEAR.

You may ship this waste to the following consignee:

STABLEX CANADA, INC.
760 INDUSTRIAL BLVD.
BLAINVILLE, QUEBEC
CANADA J7C 3V4

Shipments may occur during the period from October 25, 2005 to October 21, 2006.

Internet Address (URL) • http://www.epa.gov
Recycled/Recyclable • Printed with Vegetable Oil Based Inks on Recycled Paper (Minimum 50% Postconsumer content)

You are also reminded of the following **special RCRA requirements for export shipments of hazardous waste.** Specific details of these requirements are contained in Title 40 of the Code of Federal Regulations, Part 262, Subpart E.

1. If the major terms of the original notice of intent to export on which this consent is based should change, you must **renotify** EPA. Please mail your renotification to: USEPA, Ariel Rios Building, Mail Code 2254A, 1200 Pennsylvania Avenue, NW, Washington, D.C. **20460**, with "ATTENTION: INTERNATIONAL COMPLIANCE ASSURANCE DIVISION" prominently displayed on the front of the envelope. (262.53(c)) Alternately, notices may be sent by courier to the same office at the Ariel Rios Building, Room 6144, 1200 Pennsylvania Avenue, NW, Washington, DC **20004**.

2. The Uniform Hazardous Waste **Manifest** Form for each shipment must identify the **point of departure** from the United States in Item 15, Special Handling Instructions. (262.54(c))

3. The following statement must be added to the end of the first sentence of the **certification** set forth in Item 16 of the Uniform Hazardous Waste Manifest Form: "and conforms to the terms of the attached EPA Acknowledgment of Consent". (262.54(d))

4. A **copy** of this Acknowledgment of Consent must be attached to the U.S. hazardous waste manifest that accompanies each shipment of hazardous waste. (262.54(h))

5. You must provide the waste transporter with an additional copy of the U.S. hazardous waste manifest accompanying the shipment for delivery to a **U.S. Customs** official at the point the hazardous waste leaves the United States in accordance with 263.20(g)(4) and (262.54(i)).

6. You must file an **exception report** with the USEPA, Ariel Rios Building, Mail Code 2254A, 1200 Pennsylvania Avenue, NW, Washington, DC **20460**, ATTN: INTERNATIONAL COMPLIANCE ASSURANCE DIVISION, if you have not received a copy of the manifest signed by the transporter stating the date and place of departure from the U.S. within forty five (45) days from the date it was accepted by the initial transporter; if within ninety (90) days from the date the waste was accepted by the initial transporter, the primary exporter has not received written confirmation from the consignee that the hazardous waste was received; or if the waste is returned to the United States. (262.55). Alternately, exception reports may be sent by courier to the same office at the Ariel Rios Building, Room 6144, 1200 Pennsylvania Avenue, NW, Washington, DC **20004**.

7. You must file an **annual report** by March 1 of each year with the USEPA, Ariel Rios Building, Mail Code 2254A, 1200 Pennsylvania Avenue, NW, Washington, DC **20460**, ATTN: INTERNATIONAL COMPLIANCE ASSURANCE DIVISION, summarizing all hazardous waste shipments exported during the previous calendar year. The report must include all items listed in 262.56. Alternately, annual reports may be sent by courier to the same office at the Ariel Rios Building, Room 6144, 1200 Pennsylvania Avenue, NW, Washington, DC **20004**.

All shipments of hazardous waste must conform to all applicable State and Federal hazardous waste regulations and transportation requirements as well as these specific export requirements.

Any questions you may have concerning this Acknowledgment of Consent or other export requirements may be directed to Mr. Scott Nelson (Phone 202/564-5032), or Ms. Jean Shaw (Phone 202/564-7111), EPA, Office of Enforcement and Compliance Assurance.

Sincerely,

Jean Shaw for

Robert G. Heiss, Director
International Compliance Assurance Division
Office of Federal Activities (2254A)

UNITED STATES ENVIRONMENTAL PROTECTION AGENCY
WASHINGTON, D.C. 20460

November 21, 2006

OFFICE OF
ENFORCEMENT AND
COMPLIANCE ASSURANCE

EPA Notice No.:460/06

HELEN K. FAHEY
HONEYWELL
441 ROUTE 40
JERSEY CITY, NJ 07305
EPA I.D. No.: NJD986581437

Dear HELEN K. FAHEY:

This is to acknowledge receipt of your notice, dated September 29, 2006, of intent to export hazardous waste to Canada as required by Title 40, Code of Federal Regulations, Part 262, Subpart E, Section 262.53 promulgated pursuant to the Resource Conservation and Recovery Act (RCRA). In accordance with the U.S.-Canada Bilateral Agreement on the Transboundary Movement of Hazardous Waste, the U.S. Environmental Protection Agency (EPA) forwarded your notice to the Government of Canada and Canada has no objection to your shipment(s) of hazardous waste.

This letter constitutes the EPA Acknowledgment of Consent for the export of the following hazardous waste as specified in your notice:

Waste Stream 1: FILTER CAKE

Waste Description: FILTER CAKE
EPA Waste Code: D007
DOT Shipping Name: WASTE ENVIRONMENTALLY HAZARDOUS SUBSTANCE, SOLID, N.O.S.
DOT Hazard Class: 9
DOT I.D. No. UN3077
Total Volume to be Exported: 3,200 Tons
Estimated Frequency: 160 loads per Year

You may ship this waste to the following consignee:

STABLEX CANADA, INC.
760 INDUSTRIAL BLVD.
BLAINVILLE, QUEBEC
CANADA J7C 3V4
NYD980756415

Shipments may occur during the period from November 20, 2006 to November 17, 2007.

Internet Address (URL) • http://www.epa.gov
Recycled/Recyclable • Printed with Vegetable Oil Based Inks on 100% Postconsumer, Process Chlorine Free Recycled Paper

You are also reminded of the following **special RCRA requirements for export shipments of hazardous waste.** Specific details of these requirements are contained in Title 40 of the Code of Federal Regulations, Part 262, Subpart E.

1. If the major terms of the original notice of intent to export on which this consent is based should change, you must renotify EPA. Please mail your renotification to: USEPA, Ariel Rios Building, Mail Code 2254A, 1200 Pennsylvania Avenue, NW, Washington, D.C. 20460, with "ATTENTION: INTERNATIONAL COMPLIANCE ASSURANCE DIVISION" prominently displayed on the front of the envelope. (262.53(c)) Alternately, notices may be sent by courier to the same office at the Ariel Rios Building, Room 6144, 1200 Pennsylvania Avenue, NW, Washington, DC 20004.

2. The Uniform Hazardous Waste Manifest Form for each shipment must identify the **point of departure** from the United States in Item 15, Special Handling Instructions. (262.54(c))

3. The following statement must be added to the end of the first sentence of the **certification** set forth in Item 16 of the Uniform Hazardous Waste Manifest Form: "and conforms to the terms of the attached EPA Acknowledgment of Consent". (262.54(d))

4. A copy of this Acknowledgment of Consent must be attached to the U.S. hazardous waste manifest that accompanies each shipment of hazardous waste. (262.54(h))

5. You must provide the waste transporter with an additional copy of the U.S. hazardous waste manifest accompanying the shipment for delivery to a **U.S. Customs** official at the point the hazardous waste leaves the United States in accordance with 263.20(g)(4) and (262.54(i)).

6. You must file an **exception report** with the USEPA, Ariel Rios Building, Mail Code 2254A, 1200 Pennsylvania Avenue, NW, Washington, DC 20460, ATTN: INTERNATIONAL COMPLIANCE ASSURANCE DIVISION, if you have not received a copy of the manifest signed by the transporter stating the date and place of departure from the U.S. within forty five (45) days from the date it was accepted by the initial transporter; if within ninety (90) days from the date the waste was accepted by the initial transporter, the primary exporter has not received written confirmation from the consignee that the hazardous waste was received; or if the waste is returned to the United States. (262.55). Alternately, exception reports may be sent by courier to the same office at the Ariel Rios Building, Room 6144, 1200 Pennsylvania Avenue, NW, Washington, DC 20004.

7. You must file an **annual report** by March 1 of each year with the USEPA, Ariel Rios Building, Mail Code 2254A, 1200 Pennsylvania Avenue, NW, Washington, DC 20460, ATTN: INTERNATIONAL COMPLIANCE ASSURANCE DIVISION, summarizing all hazardous waste shipments exported during the previous calendar year. The report must include all items listed in 262.56. Alternately, annual reports may be sent by courier to the same office at the Ariel Rios Building, Room 6144, 1200 Pennsylvania Avenue, NW, Washington, DC 20004.

All shipments of hazardous waste must conform to all applicable State and Federal hazardous waste regulations and transportation requirements as well as these specific export requirements.

Any questions you may have concerning this Acknowledgment of Consent or other export requirements may be directed to Mrs. Jean Shaw (Phone 202/564-7111), EPA, Office of Enforcement and Compliance Assurance.

Sincerely,

Jean Shaw

for Robert G. Heiss, Director
International Compliance Assurance Division
Office of Federal Activities (2254A)

UNITED STATES ENVIRONMENTAL PROTECTION AGENCY
WASHINGTON, D.C. 20460

October 29, 2007

OFFICE OF
ENFORCEMENT AND
COMPLIANCE ASSURANCE

EPA Notice No.:402/07

HELEN FAHY
HONEYWELL
441 ROUTE 40
JERSEY CITY, NJ 07305
EPA I.D. No.: NJD986581437

Dear HELEN FAHY:

This is to acknowledge receipt of your notice, dated August 01, 2007, of intent to export hazardous waste to Canada as required by Title 40, Code of Federal Regulations, Part 262, Subpart E, Section 262.53 promulgated pursuant to the Resource Conservation and Recovery Act (RCRA). In accordance with the U.S.-Canada Bilateral Agreement on the Transboundary Movement of Hazardous Waste, the U.S. Environmental Protection Agency (EPA) forwarded your notice to the Government of Canada and Canada has no objection to your shipment(s) of hazardous waste.

This letter constitutes the EPA Acknowledgment of Consent for the export of the following hazardous waste as specified in your notice:

Waste Stream 1: FILTER CAKE

Waste Description: FILTER CAKE
EPA Waste Code: D007
DOT Shipping Name: WASTE ENVIRONMENTALLY HAZARDOUS SUBSTANCE, SOLID, N.O.S.
DOT Hazard Class: 9
DOT I.D. No. UN3077
Total Volume to be Exported: 3200 Tons
Estimated Frequency: 160 loads Yearly

You may ship this waste to the following consignee:

STABLEX CANADA, INC.
760 INDUSTRIAL BLVD.
BLAINVILLE, QUEBEC
CANADA J7C 3V4
NYD980756415

Shipments may occur during the period from October 04, 2007 to October 02, 2008.

You are also reminded of the following special RCRA requirements for export shipments of hazardous waste. Specific details of these requirements are contained in Title 40 of the Code of Federal Regulations, Part 262, Subpart E.

1. If the major terms of the original notice of intent to export on which this consent is based should change, you must renotify EPA. Please mail your renotification to: USEPA, Ariel Rios Building, Mail Code 2254A, 1200 Pennsylvania Avenue, NW, Washington, D.C. 20460, with "ATTENTION: INTERNATIONAL COMPLIANCE ASSURANCE DIVISION" prominently displayed on the front of the envelope. (262.53(c)) Alternately, notices may be sent by courier to the same office at the Ariel Rios Building, Room 6144, 1200 Pennsylvania Avenue, NW, Washington, DC 20004.

2. The Uniform Hazardous Waste Manifest Form for each shipment must identify the point of departure from the United States in Item 15, Special Handling Instructions. (262.54(c))

3. The following statement must be added to the end of the first sentence of the certification set forth in Item 16 of the Uniform Hazardous Waste Manifest Form: "and conforms to the terms of the attached EPA Acknowledgment of Consent". (262.54(d))

4. A copy of this Acknowledgment of Consent must be attached to the U.S. hazardous waste manifest that accompanies each shipment of hazardous waste. (262.54(h))

5. You must provide the waste transporter with an additional copy of the U.S. hazardous waste manifest accompanying the shipment for delivery to a U.S. Customs official at the point the hazardous waste leaves the United States in accordance with 263.20(g)(4) and (262.54(i)).

6. You must file an exception report with the USEPA, Ariel Rios Building, Mail Code 2254A, 1200 Pennsylvania Avenue, NW, Washington, DC 20460, ATTN: INTERNATIONAL COMPLIANCE ASSURANCE DIVISION, if you have not received a copy of the manifest signed by the transporter stating the date and place of departure from the U.S. within forty five (45) days from the date it was accepted by the initial transporter; if within ninety (90) days from the date the waste was accepted by the initial transporter, the primary exporter has not received written confirmation from the consignee that the hazardous waste was received; or if the waste is returned to the United States. (262.55). Alternately, exception reports may be sent by courier to the same office at the Ariel Rios Building, Room 6144, 1200 Pennsylvania Avenue, NW, Washington, DC 20004.

7. You must file an annual report by March 1 of each year with the USEPA, Ariel Rios Building, Mail Code 2254A, 1200 Pennsylvania Avenue, NW, Washington, DC 20460, ATTN: INTERNATIONAL COMPLIANCE ASSURANCE DIVISION, summarizing all hazardous waste shipments exported during the previous calendar year. The report must include all items listed in 262.56. Alternately, annual reports may be sent by courier to the same office at the Ariel Rios Building, Room 6144, 1200 Pennsylvania Avenue, NW, Washington, DC 20004.

All shipments of hazardous waste must conform to all applicable State and Federal hazardous waste regulations and transportation requirements as well as these specific export requirements.

Any questions you may have concerning this Acknowledgment of Consent or other export requirements may be directed to Mrs. Jean Shaw (Phone 202/564-7111), or Mr. Andrew Carnahan (Phone 202/501-8450), EPA, Office of Enforcement and Compliance Assurance.

Sincerely,

for

Robert G. Heiss, Director
International Compliance Assurance Division
Office of Federal Activities (2254A)

UNITED STATES ENVIRONMENTAL PROTECTION AGENCY
WASHINGTON, D.C. 20460

October 22, 2008

OFFICE OF
ENFORCEMENT AND
COMPLIANCE ASSURANCE

EPA Notice No.:397/08

HELEN FAHY
HONEYWELL
441 ROUTE 40
JERSEY CITY, NJ 07305
EPA I.D. No.: NJD986581437

Dear HELEN FAHY:

This is to acknowledge receipt of your notice, dated September 10, 2008, of intent to export hazardous waste to Canada as required by Title 40, Code of Federal Regulations, Part 262, Subpart E, Section 262.53 promulgated pursuant to the Resource Conservation and Recovery Act (RCRA). In accordance with the U.S.-Canada Bilateral Agreement on the Transboundary Movement of Hazardous Waste, the U.S. Environmental Protection Agency (EPA) forwarded your notice to the Government of Canada and Canada has no objection to your shipment(s) of hazardous waste.

This letter constitutes the EPA Acknowledgment of Consent for the export of the following hazardous waste as specified in your notice:

Waste Stream 1: FILTER CAKE

Waste Description: FILTER CAKE
EPA Waste Code: D007
DOT Shipping Name: WASTE ENVIRONMENTALLY HAZARDOUS SUBSTANCE, SOLID, N.O.S.
DOT Hazard Class: 9
DOT I.D. No. UN3077
Total Volume to be Exported: 3200 Tons
Estimated Frequency: 160 loads per Year

You may ship this waste to the following consignee:

STABLEX CANADA, INC.
760 INDUSTRIAL BLVD.
BLAINVILLE, QUEBEC
CANADA J7C 3V4
NYD980756415

Shipments may occur during the period from October 21, 2008 to October 17, 2009.

You are also reminded of the following **special RCRA requirements for export shipments of hazardous waste.** Specific details of these requirements are contained in Title 40 of the Code of Federal Regulations, Part 262, Subpart E.

1. If the major terms of the original notice of intent to export on which this consent is based should change, you must renotify EPA. Please mail your renotification to: USEPA, Ariel Rios Building, Mail Code 2254A, 1200 Pennsylvania Avenue, NW, Washington, D.C. **20460**, with "ATTENTION: INTERNATIONAL COMPLIANCE ASSURANCE DIVISION" prominently displayed on the front of the envelope. (262.53(c)) Alternately, notices may be sent by courier to the same office at the Ariel Rios Building, Room 6144, 1200 Pennsylvania Avenue, NW, Washington, DC 20004.

2. The Uniform Hazardous Waste **Manifest** Form for each shipment must identify the **point of departure** from the United States in Item 15, Special Handling Instructions. (262.54(c))

3. The following statement must be added to the end of the first sentence of the **certification** set forth in Item 16 of the Uniform Hazardous Waste Manifest Form: "and conforms to the terms of the attached EPA Acknowledgment of Consent". (262.54(d))

4. A copy of this Acknowledgment of Consent must be attached to the U.S. hazardous waste manifest that accompanies each shipment of hazardous waste. (262.54(h))

5. You must provide the waste transporter with an additional copy of the U.S. hazardous waste manifest accompanying the shipment for delivery to a **U.S. Customs** official at the point the hazardous waste leaves the United States in accordance with 263.20(g)(4) and (262.54(i)).

6. You must file an **exception report** with the USEPA, Ariel Rios Building, Mail Code 2254A, 1200 Pennsylvania Avenue, NW, Washington, DC **20460**, ATTN: INTERNATIONAL COMPLIANCE ASSURANCE DIVISION, if you have not received a copy of the manifest signed by the transporter stating the date and place of departure from the U.S. within forty five (45) days from the date it was accepted by the initial transporter; if within ninety (90) days from the date the waste was accepted by the initial transporter, the primary exporter has not received written confirmation from the consignee that the hazardous waste was received; or if the waste is returned to the United States. (262.55). Alternately, exception reports may be sent by courier to the same office at the Ariel Rios Building, Room 6144, 1200 Pennsylvania Avenue, NW, Washington, DC **20004**.

7. You must file an **annual report** by March 1 of each year with the USEPA, Ariel Rios Building, Mail Code 2254A, 1200 Pennsylvania Avenue, NW, Washington, DC **20460**, ATTN: INTERNATIONAL COMPLIANCE ASSURANCE DIVISION, summarizing all hazardous waste shipments exported during the previous calendar year. The report must include all items listed in 262.56. Alternately, annual reports may be sent by courier to the same office at the Ariel Rios Building, Room 6144, 1200 Pennsylvania Avenue, NW, Washington, DC **20004**.

All shipments of hazardous waste must conform to all applicable State and Federal hazardous waste regulations and transportation requirements as well as these specific export requirements.

Any questions you may have concerning this Acknowledgment of Consent or other export requirements may be directed to Mrs. Jean Shaw (Phone 202/564-7111), or Miss Kristen McCarron (Phone 202/564-8390), EPA, Office of Enforcement and Compliance Assurance.

Sincerely,

Kristen McCarron

for

Robert G. Heiss, Director
International Compliance Assurance Division
Office of Federal Activities (2254A)

Honeywell

Appendix F: Groundwater Documentation

As Built Drawings of Deep Overburden and Bedrock Groundwater Pump and Treat Remedy

DWG No.	Title
E-1	One Line Diagram
E-2	Outdoor Traffic Enclosure with Electric Equipment
E-3	Electric Site Plan
E-4	Equipment List Sheet 1 of 2
E-5	Equipment List Sheet 2 of 2
E-6	Outdoor Traffic Enclosure with Electric Equipment
E-7	Elementary Diagrams Sheet 1 of 2
E-8	Elementary Diagrams Sheet 2 of 2
E-9	Details
E-10	Interconnection Diagram Sheet 1 of 4
E-11	Interconnection Diagram Sheet 2 of 4
E-12	Interconnection Diagram Sheet 3 of 4
E-13	Interconnection Diagram Sheet 4 of 4
R-1	Site Orientation Plan
R-2	Site Plan
R-3	Profile
R-4	Profile
R-5	Profile
R-6	Profile
R-7	Profile
R-8	Profile
R-9	Extraction Well Details
R-10	Details
R-11	Details
R-12	Details
R-13	Details
R-14	Piping & Instrumentation Diagram

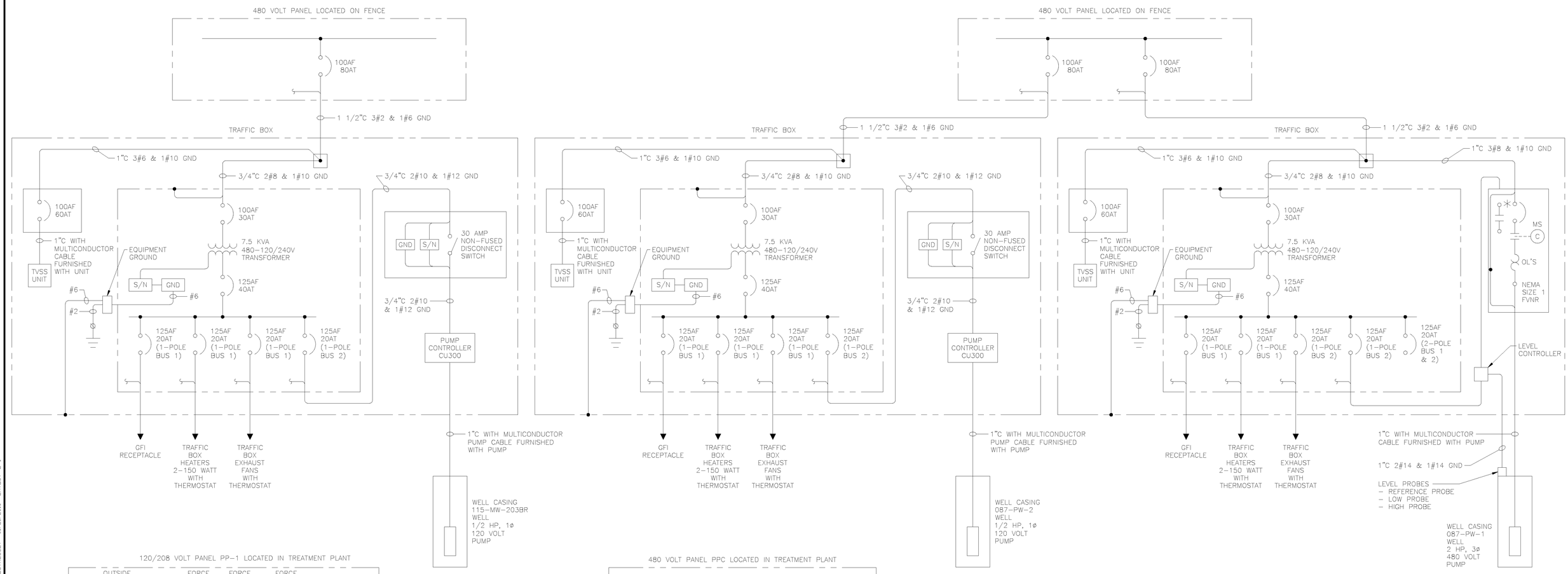

LEGEND

✳	AUXILIARY CONTACT CLOSED WHEN SWITCH OR CIRCUIT BREAKER CLOSES FOR PUMP CONTROL INTERLOCK DUE TO REMOTE POWER SOURCE
⏚	1" X 10 FT GROUND ROD
GF●	30MA RATED GROUND FAULT CIRCUIT BREAKER

EXP Inc.
25 CLYDE ROAD, STE 201
SOMERSET, NJ 08873

S-E Design, Inc.
Consulting Engineers & Planners
Somerset Trade Center, 3421 Route 22 East
Branchburg, NJ 08876 (908) 725-4222
New Jersey Certificate of Authorization No. 24GA27934300

DEEP OVERBURDEN AND BEDROCK GROUNDWATER EXTRACTION AND TREATMENT

ONE LINE DIAGRAM
STUDY AREA 7
JERSEY CITY, NEW JERSEY

PROJECT NO. HWEL.002.001.13

FIGURE NO. E-1

X:\PROJECTS\HDNEW\WELL - SA7 - 090354_PROJECT FILES\DD_BR_CONSTRUCTION\RECORD REPORT\APPENDIX I - ELECTRICAL FIGURES_AND_TESTRESULT 01/21/2010 LAYOUT: E-1

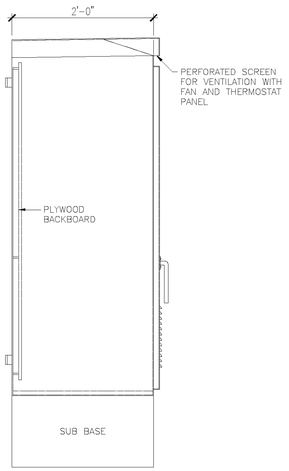

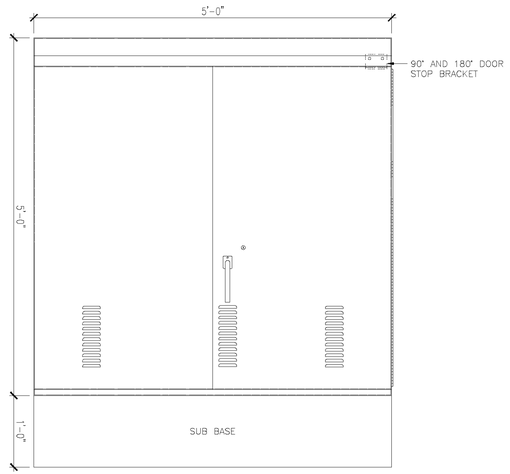

19
TRAFFIC BOX SIZE



PLAN

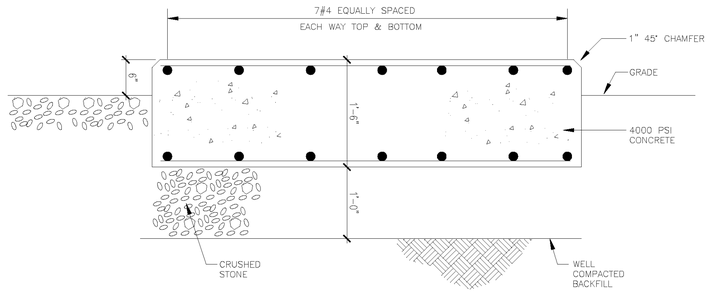

TRAFFIC BOX PAD DETAIL

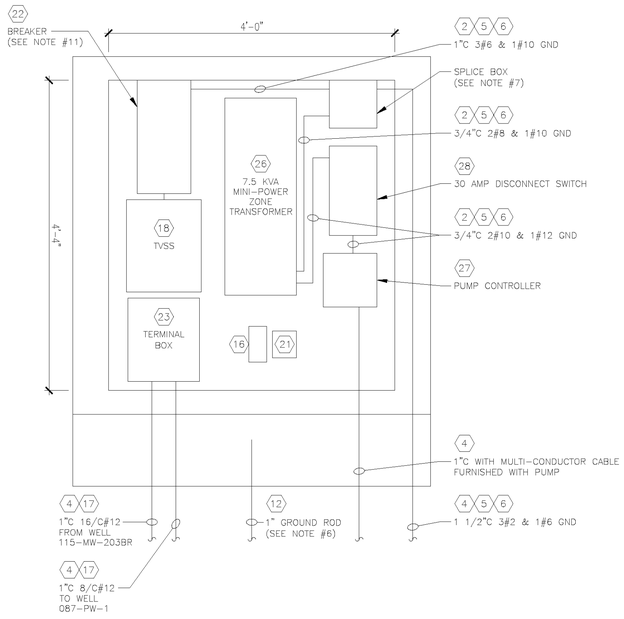

PLYWOOD BACK BOARD LAYOUT

FOR WELL 115-MW-203BR SAME AS WELL 087-PW-2
EXCEPT 1"C 16/C#12 CHANGE TO 1"C 24/C#12 AND
1"C 8/C#12 CHANGED TO 1"C 16/C#12

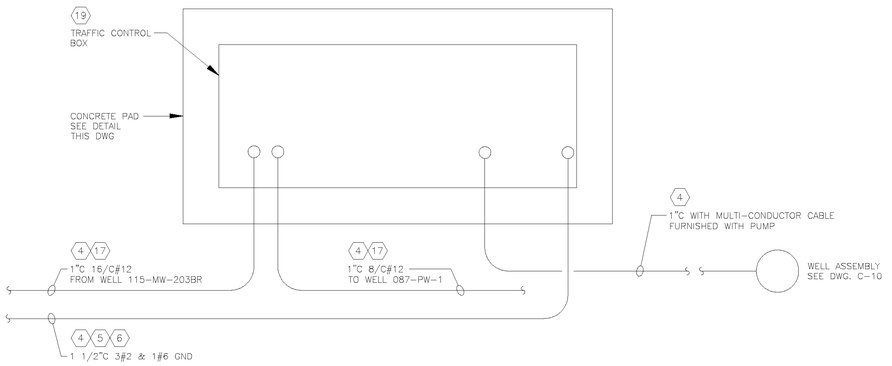

PLAN

EXP Inc.
25 CLYDE ROAD, STE 201
SOMERSET, NJ 08873

S-E Design, Inc.
Consulting Engineers & Planners
Somerset Trade Center, 3421 Route 22 East
Branchburg, NJ 08876 (908) 725-4222
New Jersey Certificate of Authorization No. 24GA27934300

DEEP OVERBURDEN AND BEDROCK GROUNDWATER EXTRACTION AND TREATMENT

OUTDOOR TRAFFIC ENCLOSURE WITH ELECTRICAL EQUIPMENT
STUDY AREA 7
JERSEY CITY, NEW JERSEY

PROJECT NO.
HWEL.002.001.13

FIGURE NO.
E-2

X:\PROJECTS\HONEYWELL - SA7 - 090354_PROJECT FILES\00_BR_CONSTRUCTION\RECORD REPORT\APPENDIX I - ELECTRICAL FIGURES_AND_TESTRESULT 01/21/2010 LAYOUT: E-2

HACKENSACK RIVER

MAGNETIC

KELLOGG STREET

1"C 1-16/C#12 MULTI-CONDUCTOR CABLE (4)(17)

TRAFFIC BOX (19) FOR WELL 115-MW-203BR (SEE DWG. E-2)

1 1/2"C 3#2 & 1#6 GND (3)(5)(6)

EXISTING 480 VOLT PANEL LOCATED ON FENCE

1"C 1-24/C#12 MULTI-CONDUCTOR CABLE (4)(17)

1 1/2"C 3#2 & 1#6 GND (4)(5)(6)

1"C 1-16/C#12 MULTI-CONDUCTOR CABLE (4)(17)

1 1/2"C 3#2 & 1#6 GND (4)(5)(6)

1"C 1-16/C#12 MULTI-CONDUCTOR CABLE (4)(17)

1 1/2"C 3#2 & 1#6 GND (4)(5)(6)

SEE DWG. E-2

1"C 1-8/C#12 MULTI-CONDUCTOR CABLE (4)(17)

1 1/2"C 3#2 & 1#6 GND (4)(5)(6)

SEE DWG. E-7

(19) TRAFFIC BOX FOR WELL 087-PW-2

(19) TRAFFIC BOX FOR WELL 087-PW-1

100 0 100 200

SCALE IN FEET

100 0 100 200

SCALE IN FEET

EXP Inc.
25 CLYDE ROAD, STE 201
SOMERSET, NJ 08873

S-E Design, Inc.
Consulting Engineers & Planners
Somerset Trade Center, 3421 Route 22 East
Branchburg, NJ 08876 (908) 725-4222
New Jersey Certificate of Authorization No. 24GA27934300

DEEP OVERBURDEN AND BEDROCK GROUNDWATER EXTRACTION AND TREATMENT

ELECTRICAL SITE PLAN
STUDY AREA 7
JERSEY CITY, NEW JERSEY

PROJECT NO.
HWEL.002.001.13

FIGURE NO.
E-3

X:\PROJECTS\MONEYWELL - SA7 - 090394_PROJECT FILES\DG_BR_CONSTRUCTION-RECORD REPORT\APPENDIX I - ELECTRICAL FIGURES_AND_TESTRESULT 01/21/2010 LAYOUT: E-4(NEW)

EQUIPMENT LIST

ITEM NO.	QUANTITY	SUPPLIED BY	DESCRIPTION
1	AS REQ'D	CONTRACTOR	BARE COPPER CABLE, MEDIUM HARD DRAWN, TINNED, PER SPECIFICATIONS OF THE AMERICAN SOCIETY FOR TESTING AND MATERIALS, SPECIFICATION B2 AS MANUFACTURED BY ANACONDA AMERICAN BRASS COMPANY OR APPROVED EQUAL. DESCRIPTION 350KCMIL . . . . 37 STRANDS - CLASS A 250KCMIL . . . . 37 STRANDS - CLASS A #4/0 . . . . 19 STRANDS - CLASS A #2/0 . . . . 19 STRANDS - CLASS A #2 . . . . 7 STRANDS - CLASS A #6 . . . . 7 STRANDS - CLASS A #10 . . . . 7 STRANDS - CLASS A #12 . . . . 7 STRANDS - CLASS A
2	AS REQ'D	CONTRACTOR	ELECTRICAL METALLIC TUBING, SIZE AS NOTED ON DRAWINGS; WEIGHTS AND DIMENSIONS FOR CONDUIT, ELBOWS AND COUPLINGS ARE SUBJECT TO TOLERANCES PERMITTED BY UL AND ANSI SPECIFICATIONS, APPROVED BY UNDERWRITERS LABORATORIES, INC., AS MANUFACTURED BY WHEATLAND TUBE CO. OR APPROVED EQUAL WITH COMPRESSION FITTINGS.
3	AS REQ'D	CONTRACTOR	RIGID STEEL CONDUIT, HOT DIP GALVANIZED, SIZE AS NOTED ON DRAWINGS; WEIGHTS AND DIMENSIONS FOR CONDUIT, ELBOWS AND COUPLINGS ARE SUBJECT TO TOLERANCES PERMITTED BY UL AND ANSI SPECIFICATIONS, APPROVED BY UNDERWRITERS LABORATORIES, INC., AS MANUFACTURED BY WHEATLAND TUBE COMPANY, OR APPROVED EQUAL.
4	AS REQ'D	CONTRACTOR	PVC RIGID CONDUIT, TYPE 40 HEAVY-WALL, SIZE AS NOTED ON DRAWINGS, LISTED BY UNDERWRITERS LABORATORIES, INC., AS MANUFACTURED BY CARLON, OR APPROVED EQUAL CONDUIT SHALL HAVE THE FOLLOWING MARKINGS: A) MANUFACTURERS NAME B) NOMINAL SIZE C) MATERIAL D) DUCT TYPE E) UL LABEL F) ANY OTHER MARKING DEEMED NECESSARY BY THE MANUFACTURER
5	AS REQ'D	CONTRACTOR	INSULATED GROUND CABLE 600 VOLT INSULATION (GREEN), AS MANUFACTURED BY AMERICAN INSULATED WIRE CORP. OR APPROVED EQUAL. INSULATED WIRE, COPPER STRANDED CONDUCTOR, THIN-WALL PVC INSULATION, NYLON JACKET, TYPE THHN, SIZES AS NOTED ON DRAWINGS.
6	AS REQ'D	CONTRACTOR	POWER CABLE SINGLE-CONDUCTOR, 600 VOLT INSULATION, AS MANUFACTURED BY AMERICAN INSULATED WIRE CORP. OR APPROVED EQUAL. INSULATED WIRE, COPPER STRANDED CONDUCTOR WITH THIN-WALL PVC INSULATION, NYLON JACKET, TYPE THHN, SIZES AS NOTED ON DRAWINGS.
7	AS REQ'D	CONTRACTOR	CONTROL CABLE SINGLE CONDUCTOR 600 VOLT INSULATION AS MANUFACTURED BY AMERICAN INSULATED WIRE CORP., OR APPROVED EQUAL INSULATED WIRE, COPPER STRANDED CONDUCT, THIN-WALL PVC INSULATION, NYLON JACKET, TYPE THHN, SIZES AS NOTED ON DRAWINGS.
8	AS REQ'D	CONTRACTOR	3 WATTS PER FOOT HEAT TRACE CABLE AS MANUFACTURED BY NELSON CAT. NO. LT3J OR APPROVED EQUAL.
9	AS REQ'D	CONTRACTOR	SEALTITE, TYPE LA, APPROVED BY UNDERWRITERS LABORATORIES, INC., WITH TOUGH EXTRUDED POLYVINYL CHLORIDE COVER. THE FLEXIBLE METAL CORE IS MADE OF INTERLOCKED GALVANIZED STEEL WITH A COPPER BONDING CONDUCTOR WOUND SPIRALLY IN THE SPACE BETWEEN EACH CONVOLUTION ON THE INSIDE OF THE CONDUIT, SIZE AS SHOWN ON THE DRAWINGS OR APPROVED EQUAL.
10	AS REQ'D	CONTRACTOR	2/C#16 SHIELDED CABLE AS MANUFACTURED BY BELDEN TRADE NO. 8719, NEC TYPE CL2, TINNED COPPER, POLYETHYLENE INSULATED, TWISTED PAIR, BELDFOIL ALUMINUM-POLYESTER SHIELD 18 AWG STANDARD TINNED COPPER PLAIN WIRE, CHROME PVC JACKET OR APPROVED EQUAL.
11	AS REQ'D	CONTRACTOR	NAMEPLATES WILL CONSIST OF BLACK FACE WHITE CORE, 1/16 INCH LAMINATED PLASTIC WITH BEVELED EDGES, TWO 5/32" DIAMETER HOLES, WILL BE PROVIDED FOR 1/8" SELF TAPPING STAINLESS STEEL SCREWS, LETTERING HEIGHT WILL BE 1/4" HIGH. ALL ELECTRIC ENCLOSURES WILL BE PROVIDED WITH LAMINATED NAMEPLATES OR APPROVED EQUAL.
12	3	CONTRACTOR	SOLID COPPERWELD GROUND ROD, AS MANUFACTURED BY COPPERWELD BIMETALLICS DIV., OR APPROVED EQUAL CAT. NO. GR1010, 1" DIAMETER, 10'-0" LONG, THICK EXTERIOR OF COPPER PERMANENTLY WELDED TO HIGH-STRENGTH STEEL CORE.
13	1	CONTRACTOR	COMBINATION STARTER NEMA SIZE 1 FVNR AS MANUFACTURED BY SQUARE 'D' CLASS 8539 CAT. NO. SCG42V02P51H2192XY791 OR APPROVED EQUAL WITH THE FOLLOWING: - RED PILOT LIGHT - SOLID STATE OVERLOAD RELAY RANGE 3-9 AMPS - TWO NORMALLY OPEN AUXILIARY CONTACTS - TWO NORMALLY CLOSED AUXILIARY CONTACTS - DPDT AUXILIARY CONTACT ON DISCONNECT SWITCH - AUXILIARY CONTACT ON SOLID STATE OVERLOAD RELAY
14	2	CONTRACTOR	MINI-POWER ZONE TRANSFORMER AS MANUFACTURED BY SQUARE 'D' CAT. NO. MPZ7S4QF, 7.5 KVA 480 VOLT PRIMARY, 120/240 VOLT SECONDARY WITH PRIMARY AND SECONDARY MAIN CIRCUIT BREAKER WITH FOUR (4) SINGLE POLE 20 AMP SINGLE POLE CIRCUIT BREAKERS CAT. NO. QO120 OR APPROVED EQUAL
15	1	CONTRACTOR	COMBINATION STARTER NEMA SIZE 1 FVNR AS MANUFACTURED BY SQUARE 'D' CLASS 8539 CAT. NO. SCW43V02CH2102XY75 OR APPROVED EQUAL WITH THE FOLLOWING: - HAND OFF AUTO SELECTOR SWITCH WITH 2 SETS OF CONTACTS (NORMALLY OPEN AND CLOSED) - SOLID STATE OVERLOAD RELAY RANGE 6-18 AMPS - TWO NORMALLY OPEN AUXILIARY CONTACTS - TWO NORMALLY CLOSED AUXILIARY CONTACTS - DPDT AUXILIARY CONTACT ON CIRCUIT BREAKER - NEMA 4 ENCLOSURE - AUXILIARY CONTACT ON SOLID STATE OVERLOAD RELAY
16	3	CONTRACTOR	DUPLEX 20 AMP GROUND FAULT INTERRUPTER TYPE RECEPTACLE, HEAVY DUTY AS MANUFACTURED BY HUBBELL CAT. NO. GF5362 WITH DOUBLE LIFT COVER HUBBELL PLATE CAT. NO. 5206W0; INCLUDE GASKETS FOR FS BOX AND COVER OR APPROVED EQUAL.
	3	CONTRACTOR	FS BOX WITHOUT MOUNTING LUGS AS MANUFACTURED BY O-Z/GEDNEY CAT. NO. FS-1-100, 1" HUB OR APPROVED EQUAL.
17	AS REQ'D	CONTRACTOR	TYPE TC - CONTROL CABLE AS MANUFACTURED BY AMERICAN INSULATED WIRE CORP. THIS SPECIFICATION COVERS MULTICONDUCTOR CABLES HAVING THHN/THWN (PVC/NYLON) CONDUCTORS WITH AN OVERALL GAS/VAPOR-TIGHT POLYVINYL CHLORIDE (PVC) JACKET, CONFORMING TO ARTICLE 318 'CABLE TRAYS' AND ARTICLE 340 'POWER AND CONTROL CABLE TYPE TC' OF THE 2005 NATIONAL ELECTRICAL CODE, AND STANDARD 1277 OF UNDERWRITERS LABORATORIES, INC. MEETS THE REQUIREMENTS OF ICEA T-29-520 AND T-30-520 FLAME TESTS AS WELL AS THE 70,00 BTU 'CABLE TRAY PROPAGATION TEST' PER IEEE-383 AND SHOWS RESERVE CAPABILITIES BY ALSO PASS THE 210,000 BTU FLAME TEST. RATED 600 VOLTS, 90°C DRY AND 75°C WET. UL FILE NO. E60749. ALSO MEETS FT4/IEEE 1202 70,000 BTU TEST. CONSTRUCTION: CONDUCTORS BARE, SOFT ANNEALED COPPER PER ASTM B-3 CONCENTRIC STRANDED, CLASS B (7 STRANDS) ASTM B-8 AND UL-83 TABLE 13.1 INSULATION HIGH DIELECTRIC POLYVINYL CHLORIDE UL-1581 TABLE 50.155 (THHN 90°C) THICKNESS UL-83 TABLE 15.5 FOR THHN/THWN INSULATION ARMOR NYLON UL-83 PARAGRAPH 25.1 FOR THHN/THWN THICKNESS UL-83 TABLE 15.5 FOR THHN/THWN CABLING THREE OR MORE CONDUCTORS ARE ASSEMBLED ROUND WITH FILLERS AS NEEDED. A NYLON RIP CORD IS INSERTED UNDER THE JACKET FOR EASE OF STRIPPING. OVERALL JACKET GAS/VAPOR-TIGHT POLYVINYL CHLORIDE (BLACK) UL 1277 TABLE 10.1 THICKNESS SPECIFIED HEREIN COLOR CODING ICEA METHOD 3 TABLE K-2, EXCEPT COLORS AND NUMBERS ARE PRINTED ON SOLID BASE COLORS FOR EASY IDENTIFICATION. CABLE IDENTIFICATION INK PRINT ON ONE SIDE OF JACKET '(SIZE) AWG TYPE TC THHN OR THWN CDRS. SUNLIGHT RESISTANT 600V A.I.W. CORP. (UL) DIRECT BURIAL' INDENT PRINT ON OTHER SIDE OF JACKET '(NUMBER OF CONDUCTORS)' NOTE: NUMBER OF CONDUCTORS AS INDICATED ON DRAWINGS.
18	3	CONTRACTOR	SURGE SUPPRESSOR AS MANUFACTURED BY JOSLYN MODEL NO. TK-ST240-480 NN-FBL, 480VAC, 3Ø DELTA, 3-WIRE AND GROUND WITH ENHANCED TRANSIENT FILTER AND SURGE COUNTER.
19	3	CONTRACTOR	TRAFFIC CONTROL BOX AS MANUFACTURED BY BISON PRO FAB, NEMA 3R, FREE STANDING, SIZE 60" HIGH X 60" WIDE X 24" DEEP, WITH 12" HIGH SUBBASE WITH TWO FULL HEIGHT DOORS OR APPROVED EQUAL WITH THE FOLLOWING: • CONSTRUCTED OF 0.125" THICK ALUMINUM SHEETS 5052-H32 ALLOY • CARBON LOCK • DOORS ARE NEMA 3R WITH 3/8" CLOSED CELL NEOPRENE GASKET WITH 3 POINT LATCHING AND FULL LENGTH STAINLESS STEEL HINGE • DOOR LOUVERS WITH FILTERS • 2 FANS WITH THERMOSTAT • 1 ELECTRIC HEATER WITH THERMOSTAT • 1/2" PLYWOOD BACKBOARD PAINTED ON ALL SIDES WITH TWO COATS OF BLACK PAINT • STIFFENER PLATES AS REQUIRED
20	1	CONTRACTOR	CONTACTOR 30 AMP, 3 POLE AS MANUFACTURED BY SQUARE 'D' OR APPROVED EQUAL CAT. NO. SMG3V02
21	3	CONTRACTOR	THREE POSITION SELECTOR SWITCH AS MANUFACTURED BY ALLEN-BRADLEY BULLETIN 800T CAT. NO. 800T-JG15B WITH JUMBO LEGEND PLATE CAT. NO. 800T-X559JE ENGRAVED JOG OFF AUTO.
	3	CONTRACTOR	DIE CAST ENCLOSURE AS MANUFACTURED BY ALLEN-BRADLEY BULLETIN 800T CAT. NO. 800T-ITZ.
22	3	CONTRACTOR	60 AMP TRIP, 100 AMP FRAME MOLDED CASE CIRCUIT BREAKER AS MANUFACTURED BY SQUARE 'D' CLASS 651 CAT. NO. FAL34060 WITH LINE AND LOAD SIDE LUGS CAT. NO. CU100FA.
	3	CONTRACTOR	NEMA 1 CIRCUIT BREAKER ENCLOSURE AS MANUFACTURED BY SQUARE 'D' CLASS 610 CAT. NO. J2505 WITH SERVICE GROUND KIT CAT. NO. PK0GTJ250.
23	2	CONTRACTOR	30 POINT TERMINAL BLOCK, SCREW WITH LARGE HEAD AND PRESSURE PLATE AS MANUFACTURED BY ALLEN-BRADLEY BULLETIN 1492 CAT. NO. 1492-CA1L WITH THE FOLLOWING: QTY — DESCRIPTION 1 — RIGID MOUNTING RAIL CAT. NO. 1492-N22 2 — END ANCHORS CAT. NO. 1492-N23 1 — END BARRIER CAT. NO. 1492-N18 NOTE: 1-30 POINT TERMINAL BLOCKS FOR EACH ENCLOSURE.
	2	CONTRACTOR	CONTINUOUS HINGE QUICK RELEASE BOX TYPE CHQR AS MANUFACTURED BY HOFFMAN ENCLOSURE INC. BULLETIN A51 CAT. NO. A1412CHQR SIZE 14" HIGH X 12" WIDE X 6" DEEP WITH SUBPANEL CAT. NO. A14P12 SIZE 12.75" HIGH X 10.88" WIDE.
	3	CONTRACTOR	GENERAL PURPOSE RELAY, 24V DC COIL, MANUAL OPERATOR, 24V DC POWER SUPPLY..

FOR CONTINUATION SEE DRAWING E-5

EXP Inc.
25 CLYDE ROAD, STE 201
SOMERSET, NJ 08873

S-E Design, Inc.
Consulting Engineers & Planners
Somerset Trade Center, 3421 Route 22 East
Branchburg, NJ 08876 (908) 725-4222
New Jersey Certificate of Authorization No. 24GA27934300

DEEP OVERBURDEN AND BEDROCK GROUNDWATER EXTRACTION AND TREATMENT

EQUIPMENT LIST
SHEET 1 OF 2
STUDY AREA 7
JERSEY CITY, NEW JERSEY

PROJECT NO. HWEL.002.001.13

FIGURE NO. E-4

X:\PROJECTS\HONEYWELL - SA7 - 090394_PROJECT FILES\02_BR_CONSTRUCTION\RECORD REPORT\APPENDIX I - ELECTRICAL FIGURES_AND_TESTRESULT 01/21/2010 LAYOUT: E-4

EQUIPMENT LIST

ITEM NO.	QUANTITY	SUPPLIED BY	DESCRIPTION
24	1	CONTRACTOR	CONTINUOUS HINGE QUICK RELEASE BOX TYPE CHQR AS MANUFACTURED BY HOFFMAN ENCLOSURE INC., BULLETIN A51 CAT. NO. A1210CHQR SIZE 12" HIGH X 10" WIDE X 5" DEEP WITH SUBPANEL CAT. NO. A12P10 SIZE 10.75" HIGH X 8.88" WIDE.
	1	CONTRACTOR	LEVEL CONTROLLER AS MANUFACTURED BY GEMS SENSORS INC., SERIES 16DM CAT. NO. 16DM-B-1-A-0-10-00 WITH THE FOLLOWING: MODE - DIRECT SENSITIVITY - 10K SUPPLY VOLTAGE - 120VAC SOCKET TYPE - A ENCLOSURE - NONE TIME DELAY - INCREASING 10 SECONDS TIME DELAY - DECREASING - NONE NOTE: UNIT TO BE OPERATED IN DIRECT MODE-DIFFERENTIAL SERVICE.
	10	CONTRACTOR	TERMINAL BLOCK, SCREW WITH LARGE HEAD AND PRESSURE PLATE AS MANUFACTURED BY ALLEN-BRADLEY BULLETIN 1492 CAT. NO. 1492-CA1L WITH THE FOLLOWING: QTY — DESCRIPTION 1 — RIGID MOUNTING RAIL CAT. NO. 1492-N22 2 — END ANCHORS CAT. NO. 1492-N23 1 — END BARRIER CAT. NO. 1492-N18
	1	CONTRACTOR	SUSPENDED ELECTRODES ASSEMBLY AS MANUFACTURED BY GEMS SENSORS INC., SERIES 3W2 WITH THE FOLLOWING: QTY — DESCRIPTION 3 — ADAPTOR KIT 321B 1 — 3E CONDUIT BODY AS REQ'D — 3Z1A SUSPENSION WIRE NOTE: CONTRACTOR SHALL CONFIRM ACTUAL LENGTH REQUIRED.
25	30	CONTRACTOR	TERMINAL BLOCK, SCREW WITH LARGE HEAD AND PRESSURE PLATE AS MANUFACTURED BY ALLEN-BRADLEY BULLETIN 1492 CAT. NO. 1492-CA1L WITH THE FOLLOWING: QTY — DESCRIPTION 1 — RIGID MOUNTING RAIL CAT. NO. 1492-N22 2 — END ANCHORS CAT. NO. 1492-N23 1 — END BARRIER CAT. NO. 1492-N18
	1	CONTRACTOR	CONTINUOUS HINGE NEMA 4 BOX AS MANUFACTURED BY HOFFMAN ENCLOSURE INC. BULLETIN A4 CAT. NO. A16H12BLP SIZE 16" HIGH X 12" WIDE X 8" DEEP WITH SUBPANEL CAT. NO. A16P12 SIZE 13" HIGH X 9" WIDE.
26	1	CONTRACTOR	MINI-POWER ZONE TRANSFORMER AS MANUFACTURED BY SQUARE 'D' CAT. NO. MPZ7S40F, 7.5 KVA 480 VOLT PRIMARY, 120/240 VOLT SECONDARY WITH PRIMARY AND SECONDARY MAIN CIRCUIT BREAKER WITH FOUR (4) SINGLE POLE 20 AMP SINGLE POLE CIRCUIT BREAKERS CAT. NO. Q0120 AND ONE (1) TWO POLE 20 AMP CIRCUIT BREAKER CAT. NO. Q0220 OR APPROVED EQUAL.
27	2	CONTRACTOR	PUMP CONTROLLER AS MANUFACTURED BY GRUNDFOS MODEL CU300 INPUT VOLTAGE 120VAC WITH R100.
28	2	CONTRACTOR	30 AMP 3-POLE SINGLE THROW NON-FUSIBLE HEAVY DUTY SAFETY SWITCH AS MANUFACTURED BY SQUARE 'D' CLASS 3110 CAT. NO. HU361 WITH NEUTRAL ASSEMBLY CAT. NO. SN03C AND EQUIPMENT GROUNDING KIT NO. GTK03C.
29	1	CONTRACTOR	30 POINT TERMINAL BLOCK, SCREW WITH LARGE HEAD AND PRESSURE PLATE AS MANUFACTURED BY ALLEN-BRADLEY BULLETIN 1492 CAT. NO. 1492-CA1L WITH THE FOLLOWING: QTY — DESCRIPTION 1 — RIGID MOUNTING RAIL CAT. NO. 1492-N22 2 — END ANCHORS CAT. NO. 1492-N23 1 — END BARRIER CAT. NO. 1492-N18 NOTE: 1-30 POINT TERMINAL BLOCKS FOR EACH ENCLOSURE.
	1	CONTRACTOR	CONTINUOUS HINGE QUICK RELEASE BOX TYPE CHQR AS MANUFACTURED BY HOFFMAN ENCLOSURE INC. BULLETIN A51 CAT. NO. A1412CHQR SIZE 14" HIGH X 12" WIDE X 6" DEEP WITH SUBPANEL CAT. NO. A14P12 SIZE 12.75" HIGH X 10.88" WIDE.
	2	CONTRACTOR	GENERAL PURPOSE RELAY, 120VAC COIL, MANUAL OPERATOR.

EXP Inc.
25 CLYDE ROAD, STE 201
SOMERSET, NJ 08873

S-E Design, Inc.
Consulting Engineers & Planners
Somerset Trade Center, 3421 Route 22 East
Branchburg, NJ 08876 (908) 725-4222
New Jersey Certificate of Authorization No. 24GA27934300

DEEP OVERBURDEN AND BEDROCK GROUNDWATER EXTRACTION AND TREATMENT

EQUIPMENT LIST
SHEET 2 OF 2
STUDY AREA 7
JERSEY CITY, NEW JERSEY

PROJECT NO.
HWEL.002.001.13

FIGURE NO.
E-5

X:\PROJECTS\HONEYWELL - SA7 - 090394_PROJECT FILES\02_BR_CONSTRUCTION\RECORD REPORT\APPENDIX I - ELECTRICAL FIGURES_AND_TESTRESULT 01/21/2010 LAYOUT: E-5

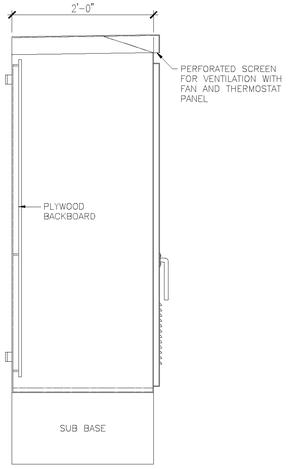

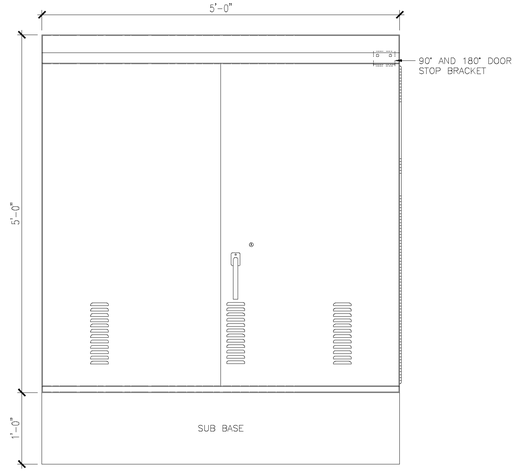

19
TRAFFIC BOX SIZE



PLAN

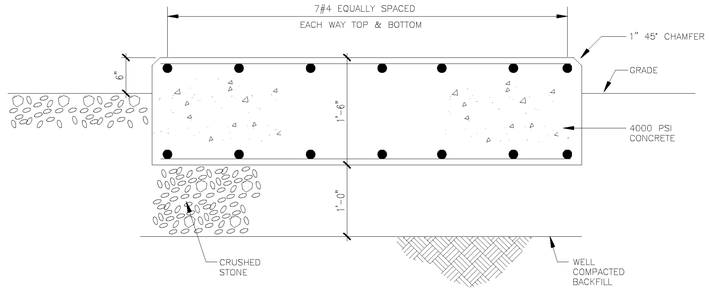

TRAFFIC BOX PAD DETAIL

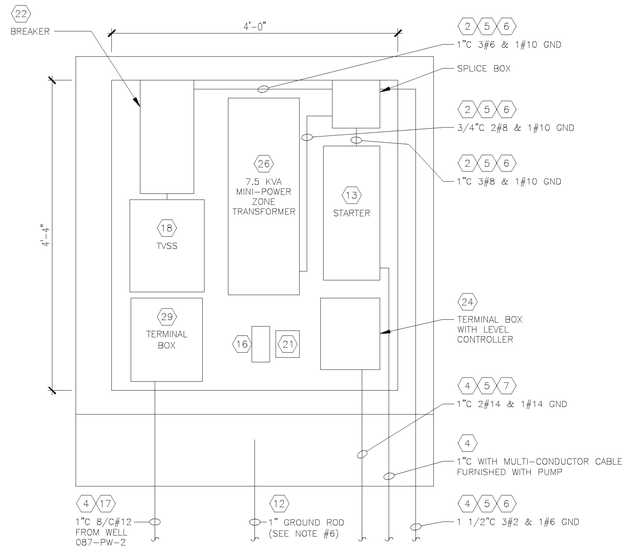

PLYWOOD BACK BOARD LAYOUT

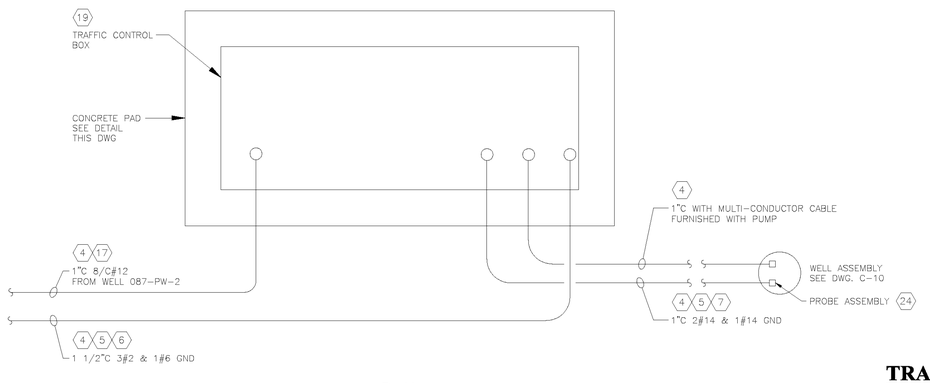

PLAN

TRAFFIC BOX
FOR WELL 087-PW-1

EXP Inc.
25 CLYDE ROAD, STE 201
SOMERSET, NJ 08873

S-E Design, Inc.
Consulting Engineers & Planners
Somerset Trade Center, 3421 Route 22 East
Branchburg, NJ 08876 (908) 725-4222
New Jersey Certificate of Authorization No. 24GA27934300

DEEP OVERBURDEN AND BEDROCK GROUNDWATER EXTRACTION AND TREATMENT

OUTDOOR TRAFFIC ENCLOSURE WITH ELECTRICAL EQUIPMENT
STUDY AREA 7
JERSEY CITY, NEW JERSEY

PROJECT NO.
HWEL.002.001.13

FIGURE NO.
E-6

X:\PROJECTS\HONEYWELL - SA7 - 09035A_PROJECT FILES\02_BR_CONSTRUCTION\RECORD REPORT\APPENDIX I - ELECTRICAL FIGURES_AND_TESTRESULT 01/21/2010 LAYOUT: E-6

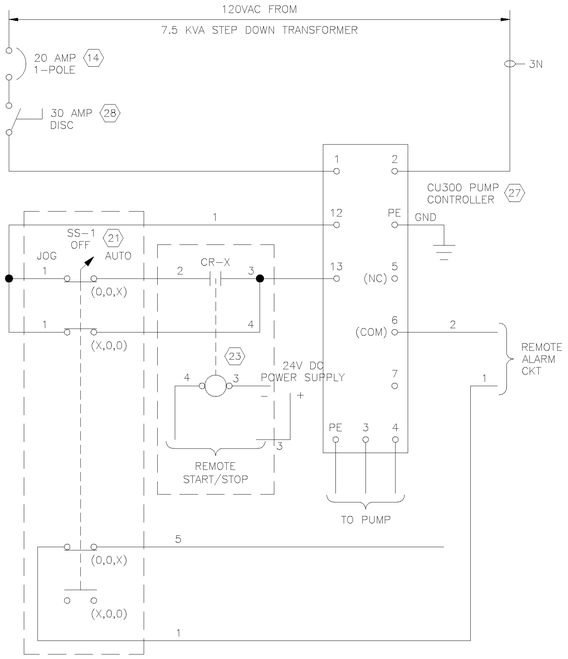

ELEMENTARY DIAGRAM
FOR WELL 115-MW-203BR
(SETUP FOR DRY-RUN PROTECTION)

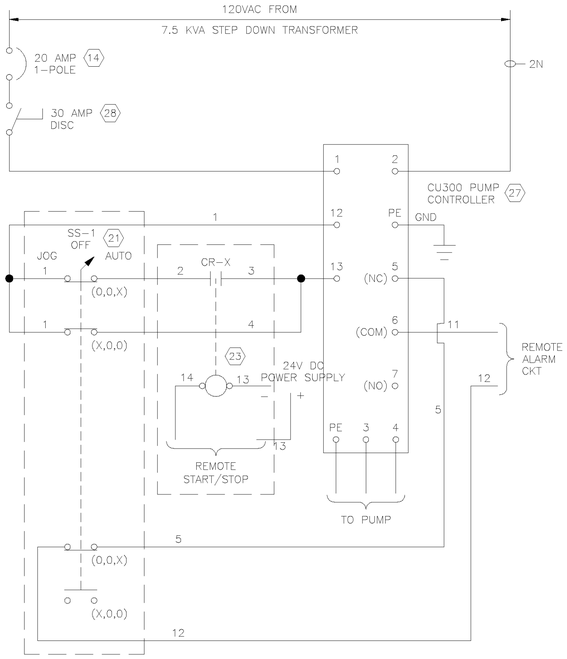

ELEMENTARY DIAGRAM
FOR WELL 087-PW-2
(SETUP FOR DRY-RUN PROTECTION)

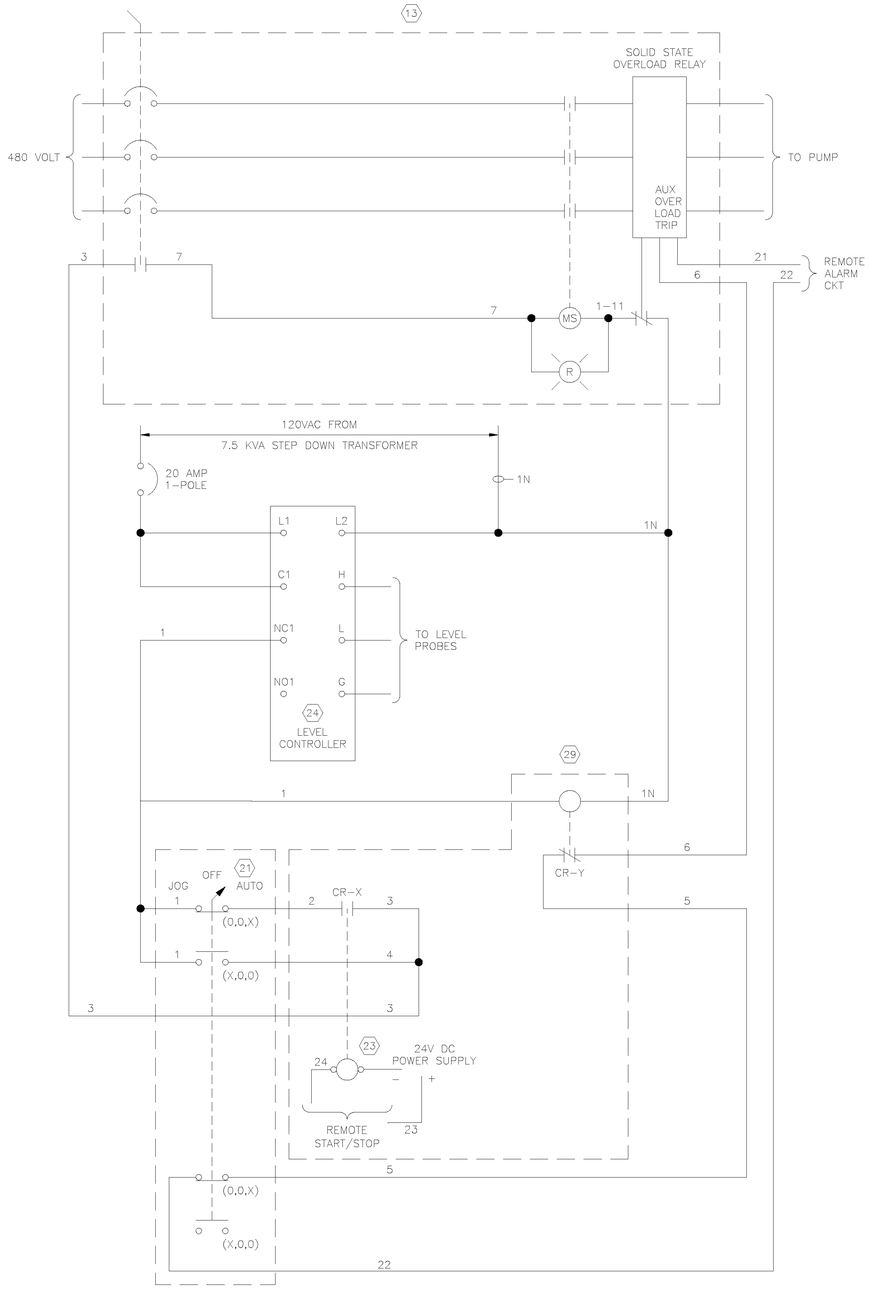

ELEMENTARY DIAGRAM
FOR WELL 087-PW-1

EXP Inc.
25 CLYDE ROAD, STE 201
SOMERSET, NJ 08873

S-E Design, Inc.
Consulting Engineers & Planners
Somerset Trade Center, 3421 Route 22 East
Branchburg, NJ 08876 (908) 725-4222
New Jersey Certificate of Authorization No. 24GA27934300

DEEP OVERBURDEN AND BEDROCK GROUNDWATER
EXTRACTION AND TREATMENT

ELEMENTARY DIAGRAMS
SHEET 1 OF 2
STUDY AREA 7
JERSEY CITY, NEW JERSEY

PROJECT NO.
HWEL.002.001.13

FIGURE NO.
E-7

X:\PROJECTS\HONEYWELL - SA7 - 090394_PROJECT FILES\DQ_BR_CONSTRUCTION\RECORD REPORT\APPENDIX I - ELECTRICAL FIGURES_AND_TESTRESULT 01/21/2010 LAYOUT: E-7

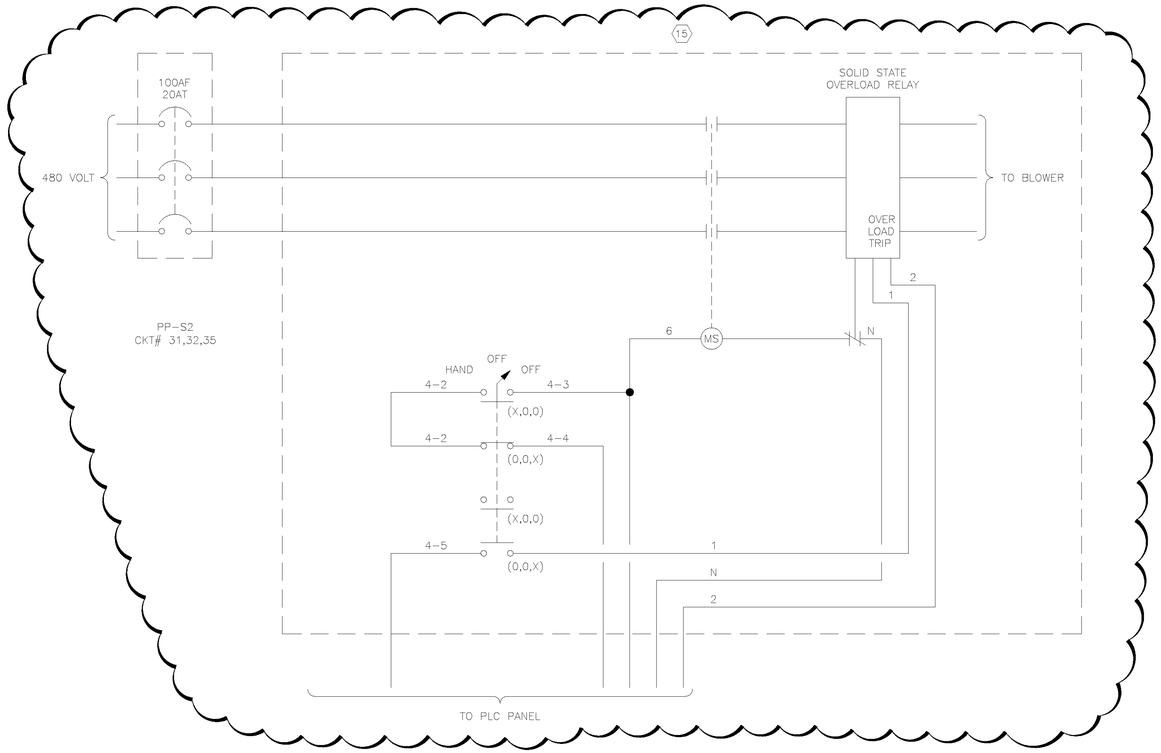

HIGH PRESSURE BLOWER
ELEMENTARY DIAGRAM

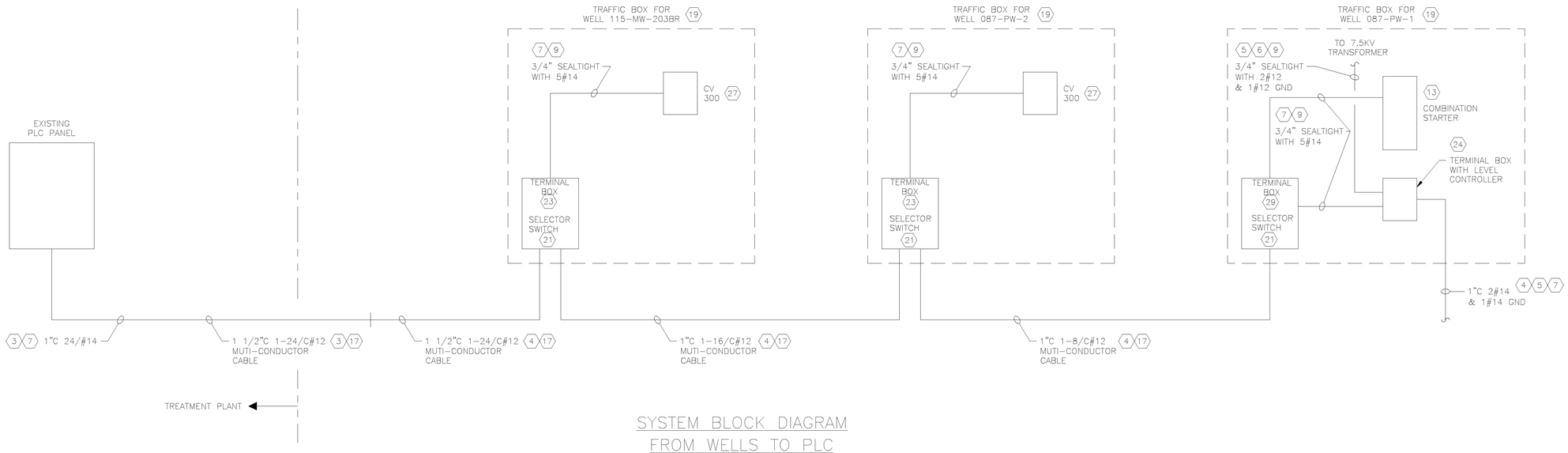

SYSTEM BLOCK DIAGRAM
FROM WELLS TO PLC

EXP Inc.
25 CLYDE ROAD, STE 201
SOMERSET, NJ 08873

S-E Design, Inc.
Consulting Engineers & Planners
Somerset Trade Center, 3421 Route 22 East
Branchburg, NJ 08876 (908) 725-4222
New Jersey Certificate of Authorization No. 24GA27934300

DEEP OVERBURDEN AND BEDROCK GROUNDWATER
EXTRACTION AND TREATMENT

ELEMENTARY DIAGRAMS
SHEET 2 OF 2
STUDY AREA 7
JERSEY CITY, NEW JERSEY

PROJECT NO.
HWEL.002.001.13

FIGURE NO.
E-8

X:\PROJECTS\HONEYWELL - SA7 - 090354_PROJECT FILES\02_BR_CONSTRUCTION\RECORD REPORT\APPENDIX I - ELECTRICAL FIGURES_AND_TESTRESULT 01/21/2010 LAYOUT: E-8

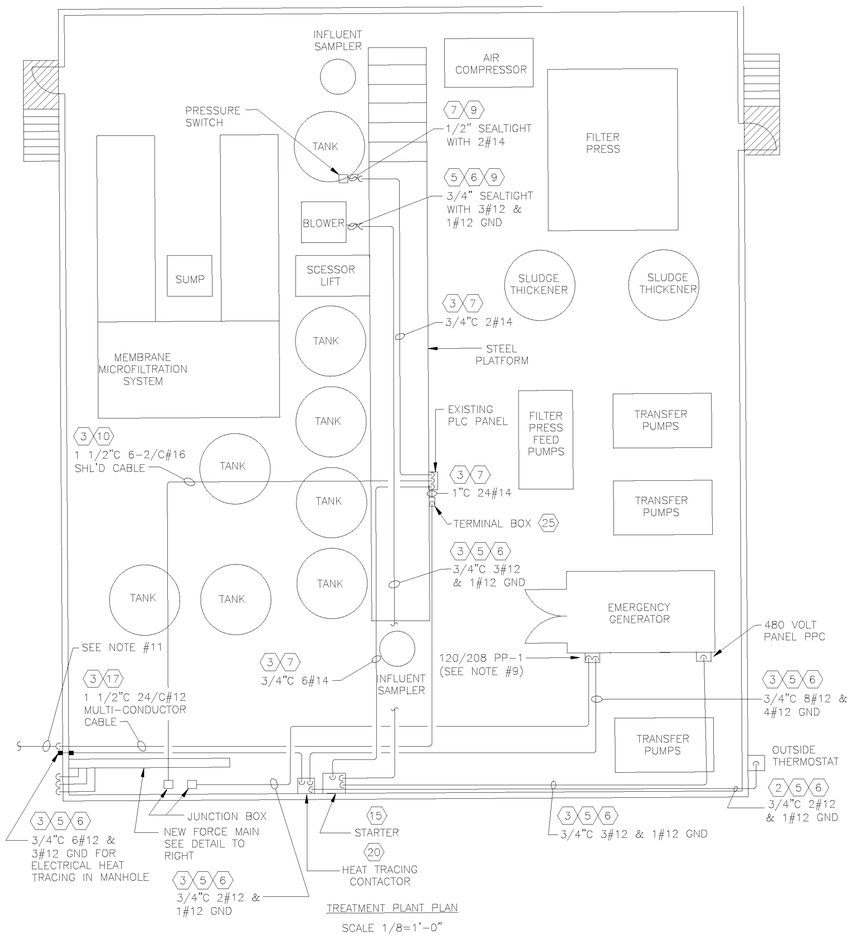

TREATMENT PLANT PLAN

SCALE 1/8=1'-0"

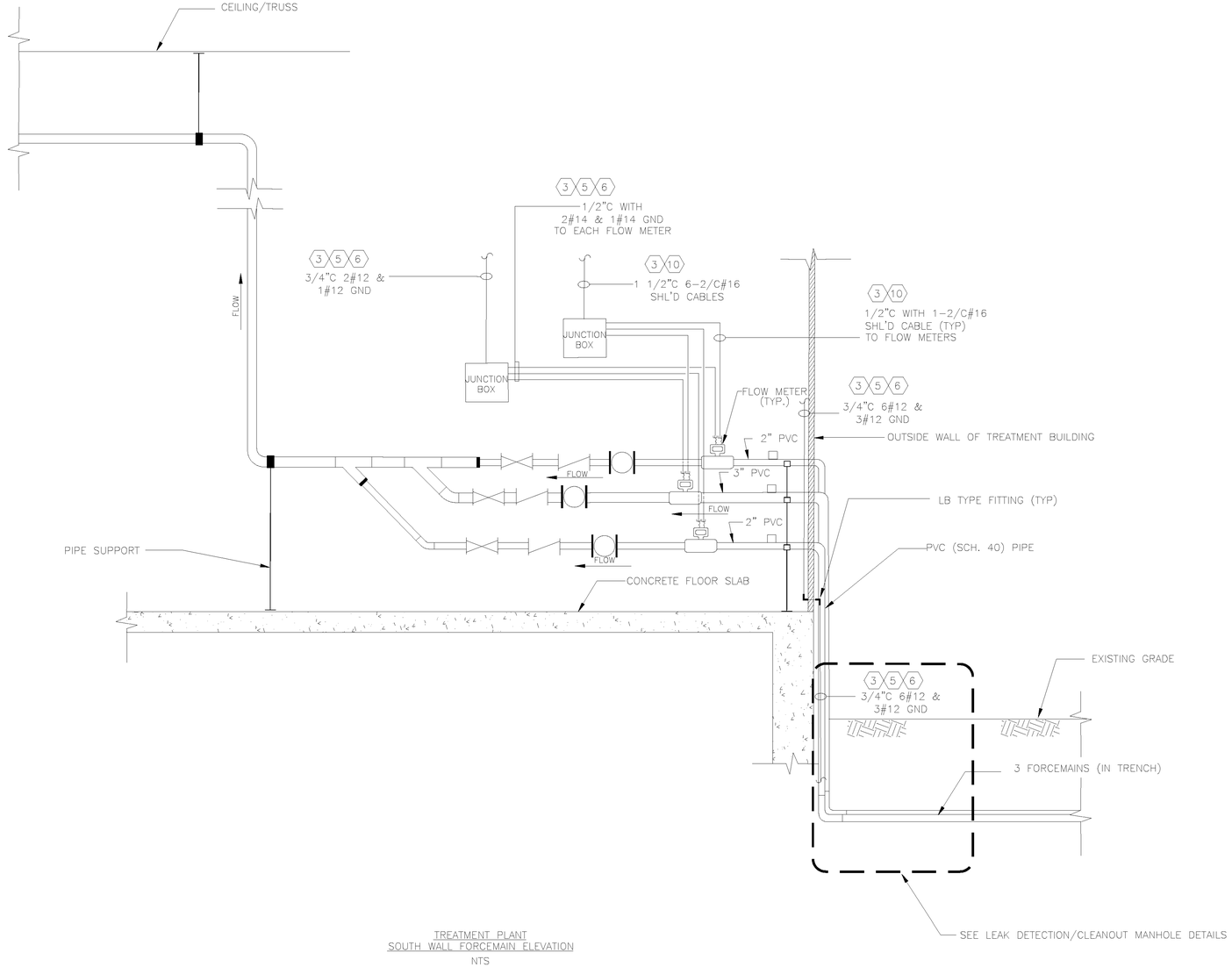

TREATMENT PLANT
SOUTH WALL FORCEMAIN ELEVATION

NTS

EXP Inc.
25 CLYDE ROAD, STE 201
SOMERSET, NJ 08873

S-E Design, Inc.
Consulting Engineers & Planners
Somerset Trade Center, 3421 Route 22 East
Branchburg, NJ 08876 (908) 725-4222
New Jersey Certificate of Authorization No. 24GA27934300

DEEP OVERBURDEN AND BEDROCK GROUNDWATER EXTRACTION AND TREATMENT

DETAILS
STUDY AREA 7
JERSEY CITY, NEW JERSEY

PROJECT NO.
HWEL.002.001.13

FIGURE NO.
E-9

X:\PROJECTS\HONEYWELL - SA7 - 090394_PROJECT FILES\DQ_BR_CONSTRUCTION RECORD REPORT\APPENDIX I - ELECTRICAL FIGURES_AND_TESTRESULT 01/21/2010 LAYOUT: E-9

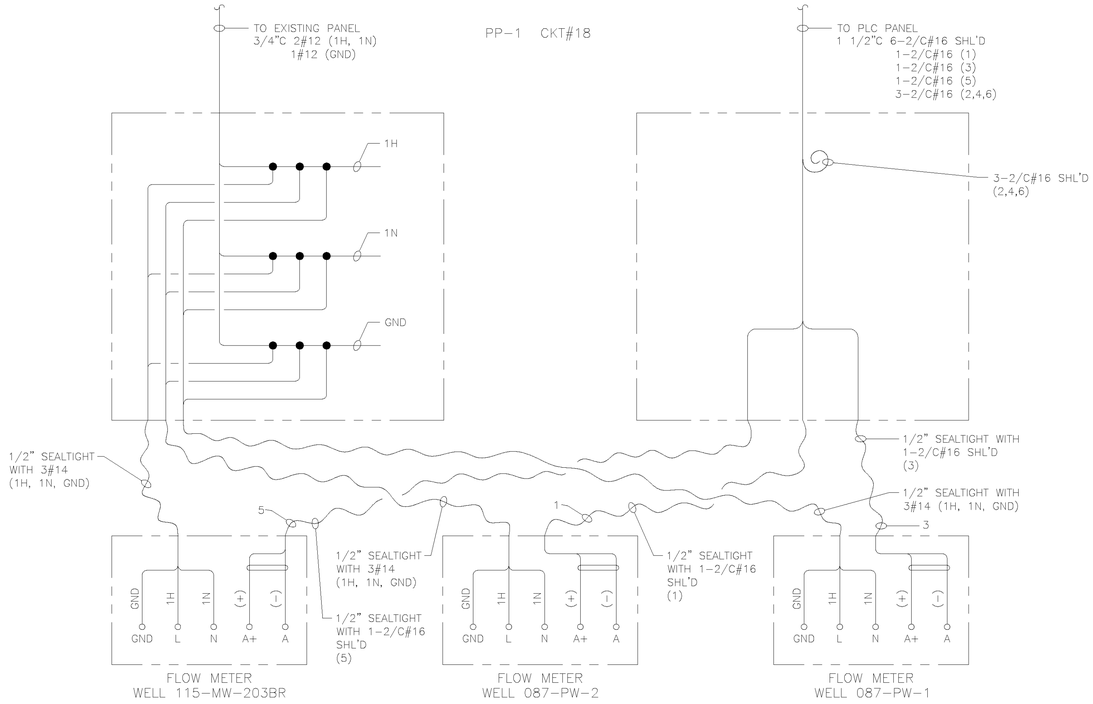

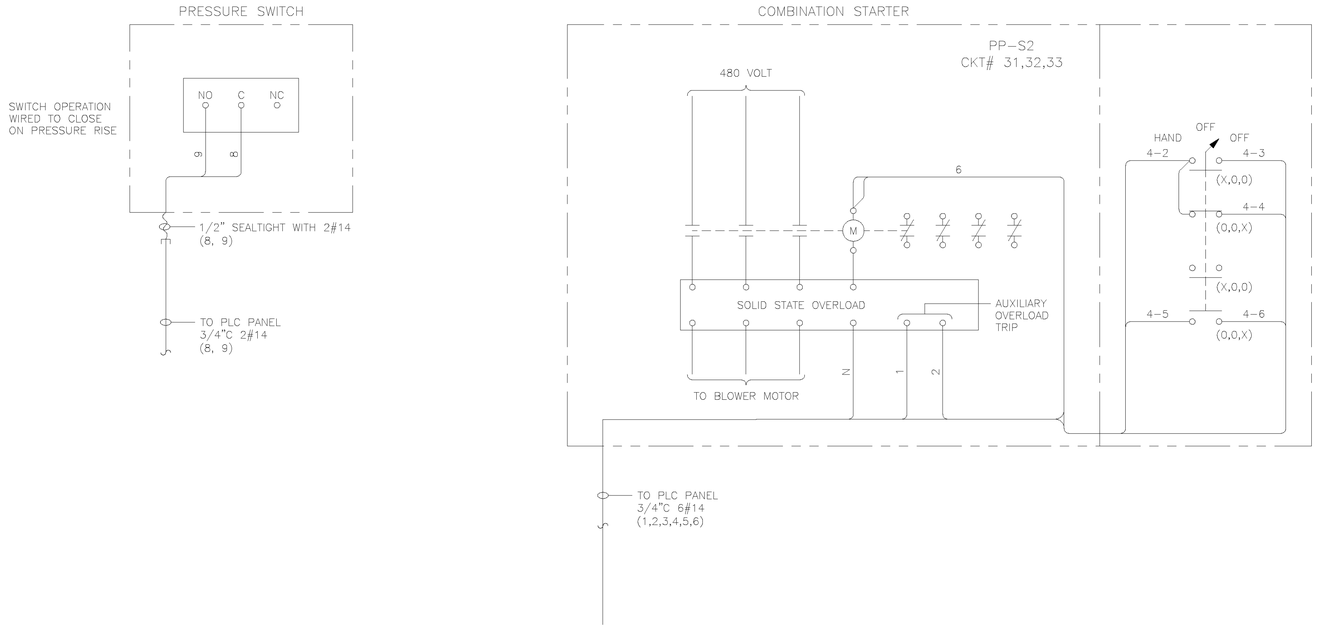

EXP Inc.
25 CLYDE ROAD, STE 201
SOMERSET, NJ 08873

S-E Design, Inc.
Consulting Engineers & Planners
Somerset Trade Center, 3421 Route 22 East
Branchburg, NJ 08876 (908) 725-4222
New Jersey Certificate of Authorization No. 24GA27934300

DEEP OVERBURDEN AND BEDROCK GROUNDWATER EXTRACTION AND TREATMENT

INTERCONNECTION DIAGRAM
SHEET 1 OF 4
STUDY AREA 7
JERSEY CITY, NEW JERSEY

PROJECT NO.
HWEL.002.001.13

FIGURE NO.
E-10

X:\PROJECTS\HONEYWELL - SA7 - 090394_PROJECT FILES\DQ_BR_CONSTRUCTION\RECORD REPORT\APPENDIX I - ELECTRICAL FIGURES_AND_TESTRESULT 01/21/2010 LAYOUT: E-10

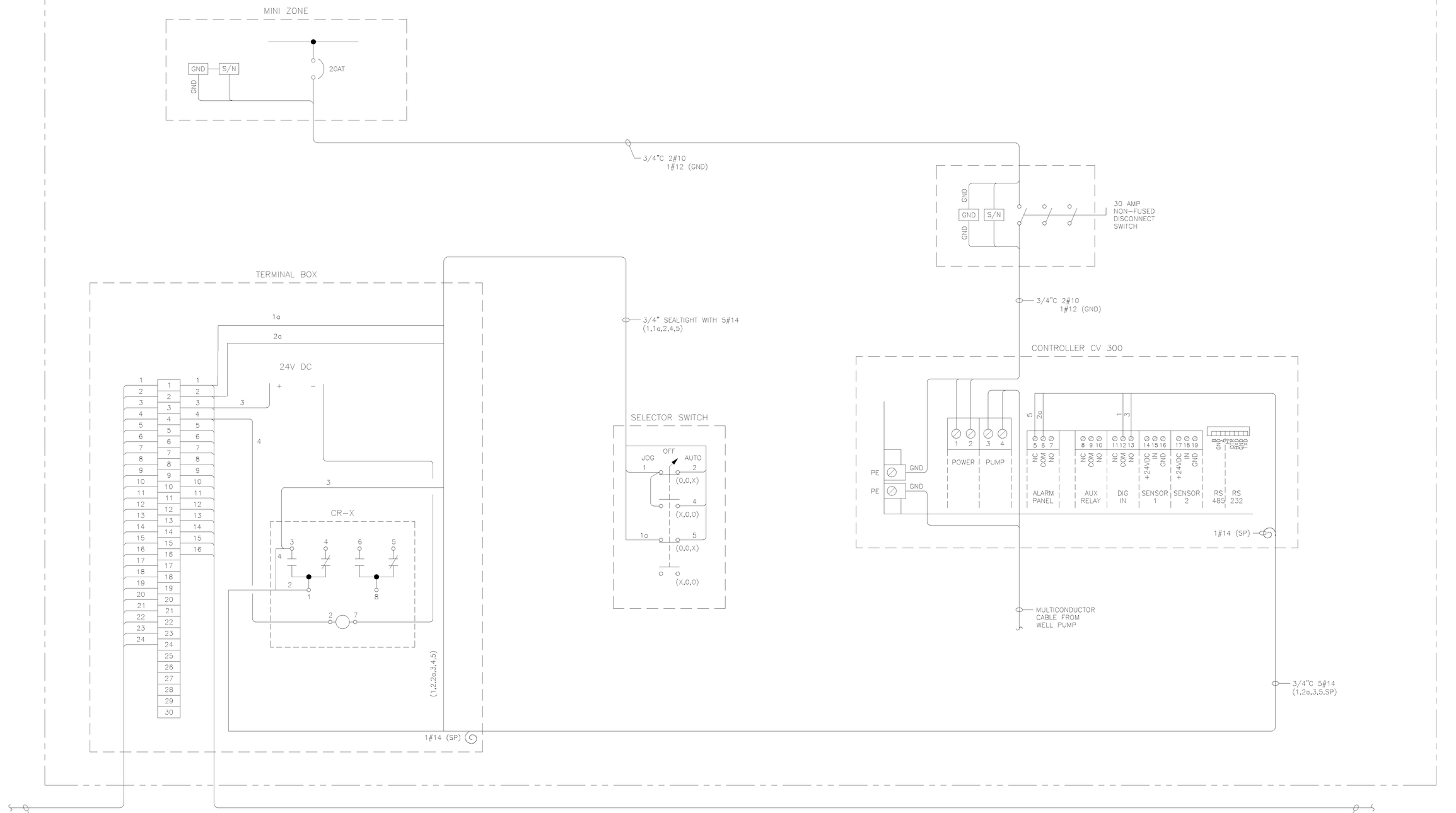

TRAFFIC BOX FOR WELL 115-MW-203BR

EXP Inc.
25 CLYDE ROAD, STE 201
SOMERSET, NJ 08873

S-E Design, Inc.
Consulting Engineers & Planners
Somerset Trade Center, 3421 Route 22 East
Branchburg, NJ 08876 (908) 725-4222
New Jersey Certificate of Authorization No. 24GA27934300

DEEP OVERBURDEN AND BEDROCK GROUNDWATER EXTRACTION AND TREATMENT

INTERCONNECTION DIAGRAM
SHEET 2 OF 4
STUDY AREA 7
JERSEY CITY, NEW JERSEY

PROJECT NO.
HWEL.002.001.13

FIGURE NO.
E-11

X:\PROJECTS\HONEYWELL - SA7 - 090394_PROJECT FILES\02_BR_CONSTRUCTION\RECORD REPORT\APPENDIX I - ELECTRICAL FIGURES_AND_TESTRESULT 01/21/2010 LAYOUT: E-11

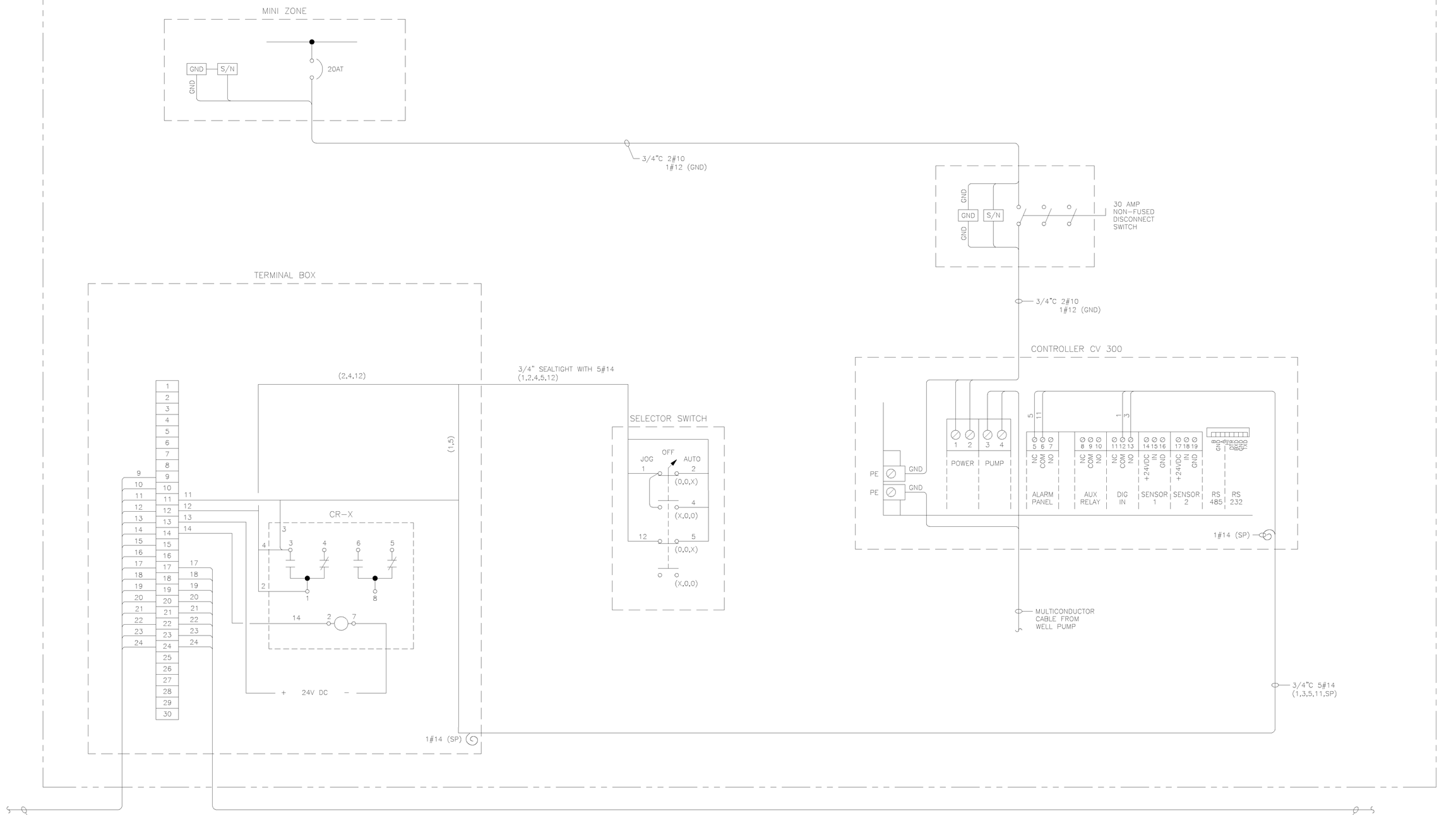

TRAFFIC BOX FOR
WELL 087-PW-2

EXP Inc.
25 CLYDE ROAD, STE 201
SOMERSET, NJ 08873

S-E Design, Inc.
Consulting Engineers & Planners
Somerset Trade Center, 3421 Route 22 East
Branchburg, NJ 08876 (908) 725-4222
New Jersey Certificate of Authorization No. 24GA27934300

DEEP OVERBURDEN AND BEDROCK GROUNDWATER
EXTRACTION AND TREATMENT

INTERCONNECTION DIAGRAM
SHEET 3 OF 4
STUDY AREA 7
JERSEY CITY, NEW JERSEY

PROJECT NO.
HWEL.002.001.13

FIGURE NO.
E-12

X:\PROJECTS\HONEYWELL - SA7 - 090394_PROJECT FILES\02_BR_CONSTRUCTION\RECORD REPORT\APPENDIX I - ELECTRICAL FIGURES_AND_TESTRESULT 01/21/2010 LAYOUT: E-12

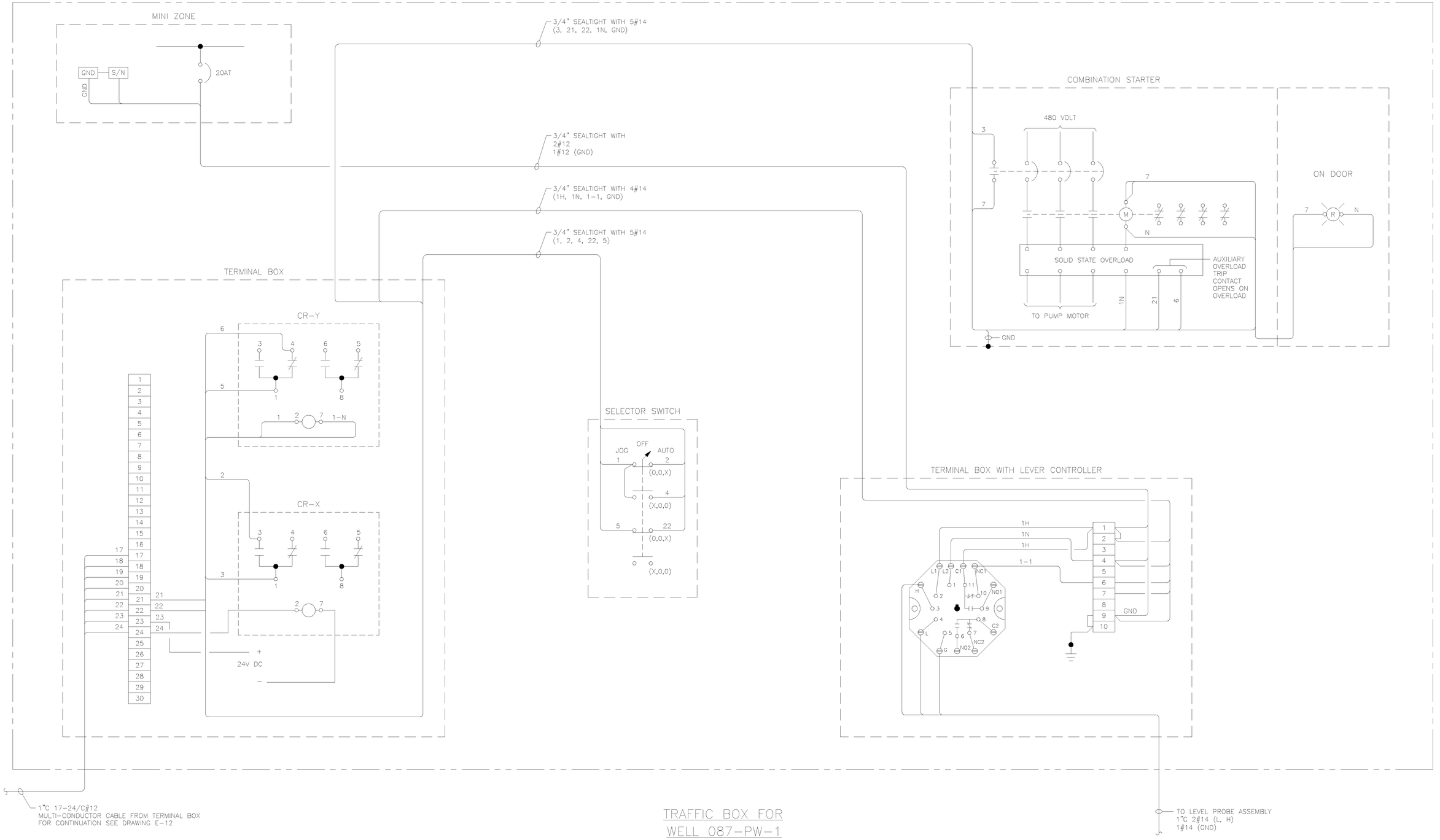

1"C 17-24/C#12
MULTI-CONDUCTOR CABLE FROM TERMINAL BOX
FOR CONTINUATION SEE DRAWING E-12

TRAFFIC BOX FOR
WELL 087-PW-1

TO LEVEL PROBE ASSEMBLY
1"C 2#14 (L, H)
1#14 (GND)

X:\PROJECTS\HDNEY\WELL - SA7 - 090394_PROJECT FILES\DQ_BR_CONSTRUCTION\RECORD REPORT\APPENDIX I - ELECTRICAL FIGURES_AND_TESTRESULT 01/21/2010 LAYOUT: E-14

EXP Inc.
25 CLYDE ROAD, STE 201
SOMERSET, NJ 08873

S-E Design, Inc.
Consulting Engineers & Planners
Somerset Trade Center, 3421 Route 22 East
Branchburg, NJ 08876 (908) 725-4222
New Jersey Certificate of Authorization No. 24GA27934300

DEEP OVERBURDEN AND BEDROCK GROUNDWATER
EXTRACTION AND TREATMENT
INTERCONNECTION DIAGRAM
SHEET 4 OF 4
STUDY AREA 7
JERSEY CITY, NEW JERSEY

PROJECT NO.
HWEL.002.001.13

FIGURE NO.
E-13

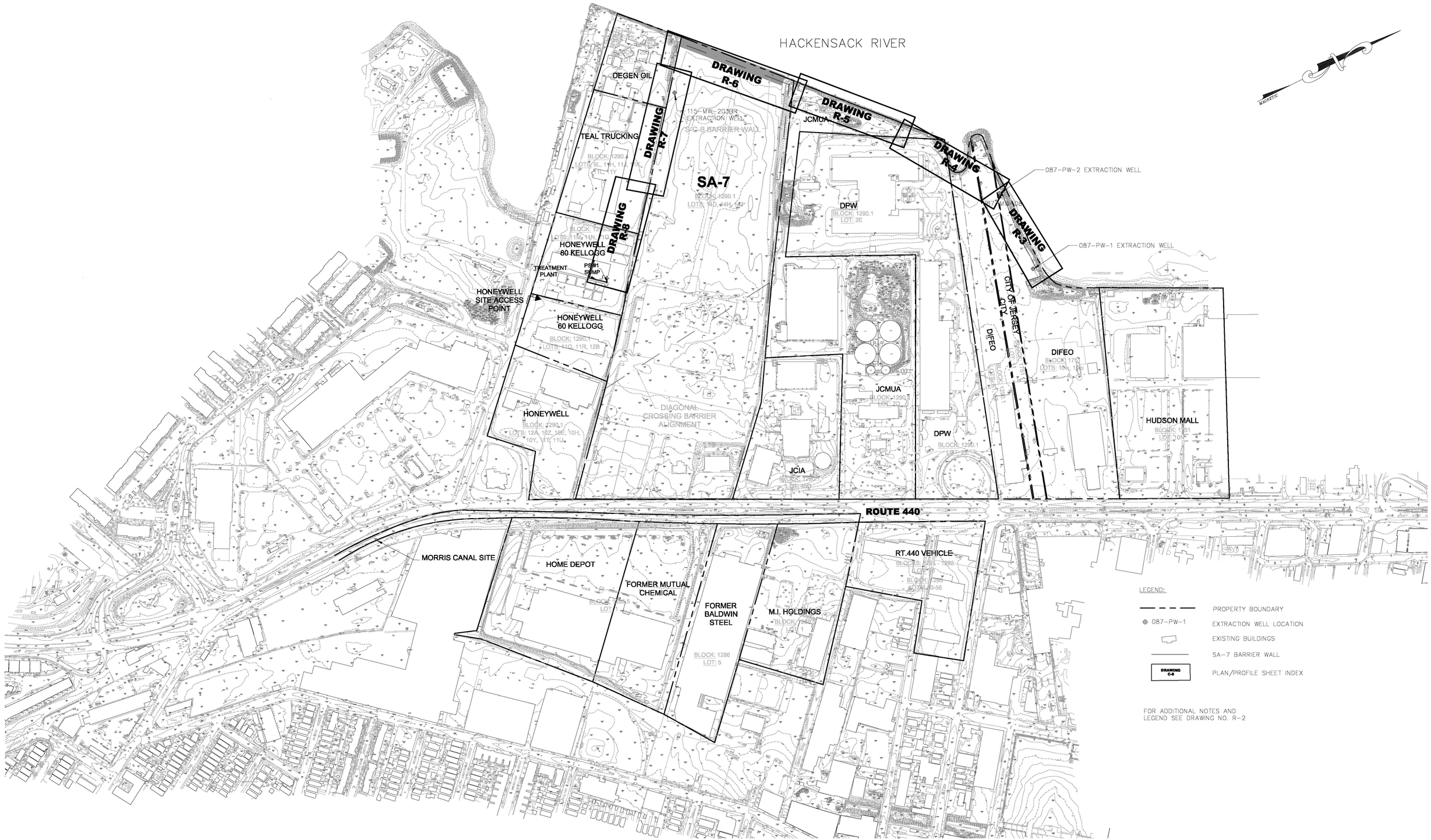

REV. NO.	DESCRIPTION OF REVISION	APPROVAL	DATE
△			
△			
△			
△			
△			
△			
△			

SEAL:

Gary J. DiPippo Date
Professional Engineer
NJ P.E. LICENSE NO.
24GE02646100

DATE: 3/3/09
SCALE: AS SHOWN
CAD FILE NO.:
DESIGNED BY: PDM
DRAWN BY: AMW
CHECKED BY: GDP

HYDROQUAL INC.
1200 MACARTHUR BOULEVARD
MAHWAH, NEW JERSEY 07430
(201) 529-5151 F: 529-5728

RECORD DRAWINGS FOR
DEEP OVERBURDEN AND BEDROCK GROUNDWATER
EXTRACTION AND TREATMENT

SITE ORIENTATION PLAN
STUDY AREA 7
JERSEY CITY, NEW JERSEY

PROJECT NO. HWEL.002.007.03
DRAWING NO. R-1

\\MEADOWLANDS\1091\HONEYWELL_SITE_7\DO_BR_CONSTRUCTION\RECORD REPORT\RECORD REPORT CADD FILES\R-1_SITE_ORIENTATION_PLAN_(RECORD).DW 05/05/2009 LAYOUT: FIGURE R-1 SITE ORIENTATION PLAN



NOTES:

1. SEE PROFILES, DRAWING NOs R-3 THROUGH R-8 FOR LOCATION OF CLEANOUTS, AIR RELEASE VALVES, AND LEAK DETECTION RISERS.
2. UTILITY LINES SHOWN BASED ON AVAILABLE INFORMATION.
3. PROPERTY BOUNDARIES SHOWN BASED ON JERSEY CITY, NJ TAX MAPS.
4. TOPOGRAPHY SHOWN COMPILED BY PHOTOGRAMETRIC METHODS SUPPLIED BY NOR EAST MAPPING INC. FROM AERIAL PHOTOGRAPHY DATED APRIL 13, 2003. CURRENT ELEVATIONS, PROVIDED BY ENTACT, ALONG THE FORCEMAIN ALIGNMENT ARE SHOWN ON THE PROFILE SHEETS (DRAWING NOs R-3 THROUGH R-8)

100 0 100 200
SCALE IN FEET

REV. NO.	DESCRIPTION OF REVISION	APPROVAL	DATE
△			
△			
△			
△			
△			
△			
△			

SEAL:

Gary J. DiPippo Date
Professional Engineer
NJ P.E. LICENSE NO.
24GE02646100

DATE: 3/3/09
SCALE: AS SHOWN
CAD FILE NO.:
DESIGNED BY: PDM
DRAWN BY: AMW
CHECKED BY: GDP

HYDROQUAL INC.
1200 MACARTHUR BOULEVARD
MAHWAH, NEW JERSEY 07430
(201) 529-5151 F: 529-5728

RECORD DRAWINGS FOR DEEP OVERBURDEN AND BEDROCK GROUNDWATER EXTRACTION AND TREATMENT

SITE PLAN

STUDY AREA 7
JERSEY CITY, NEW JERSEY

PROJECT NO. HWEL.002.007.03
DRAWING NO. R-2

\\MEADOWLANDS\109\HONEYWELL_SITE_7\00_BR_CONSTRUCTION\RECORD REPORT\RECORD REPORT CADD FILES\R-2_SITE_PLAN_RECORD.DWG 05/05/2009 LAYOUT: R-2 SITE PLAN

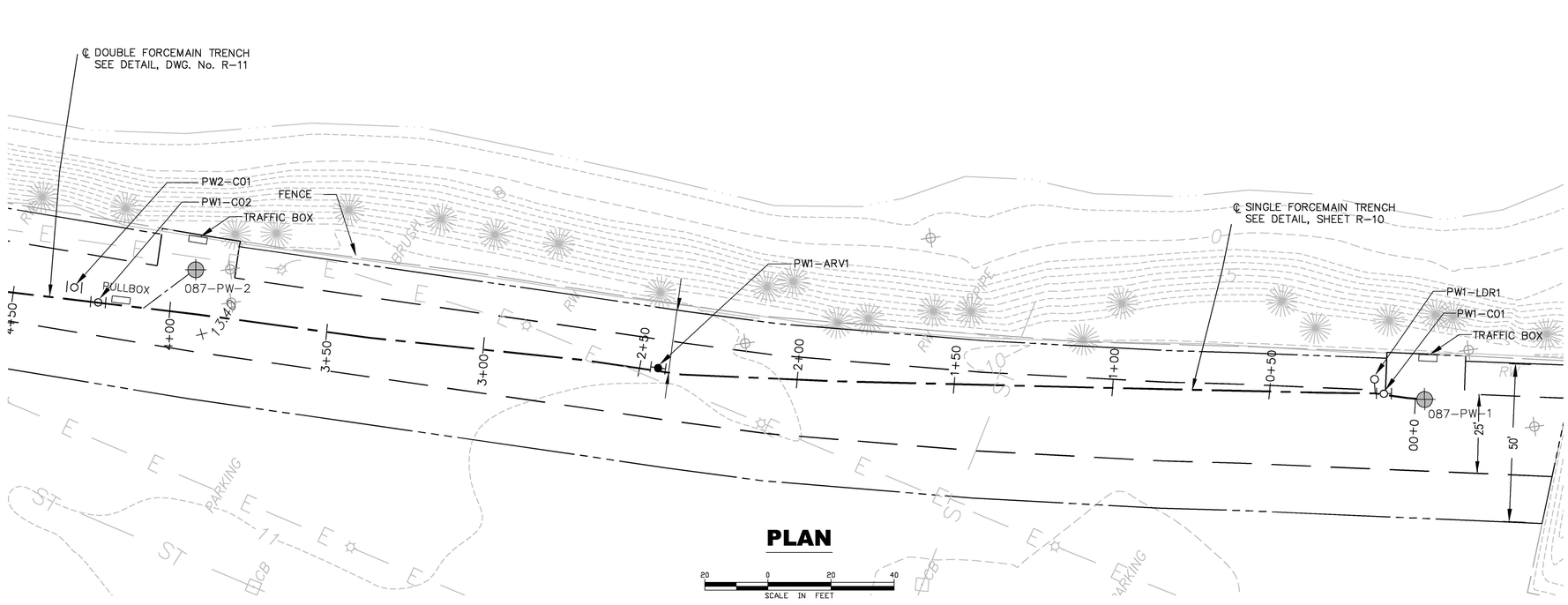

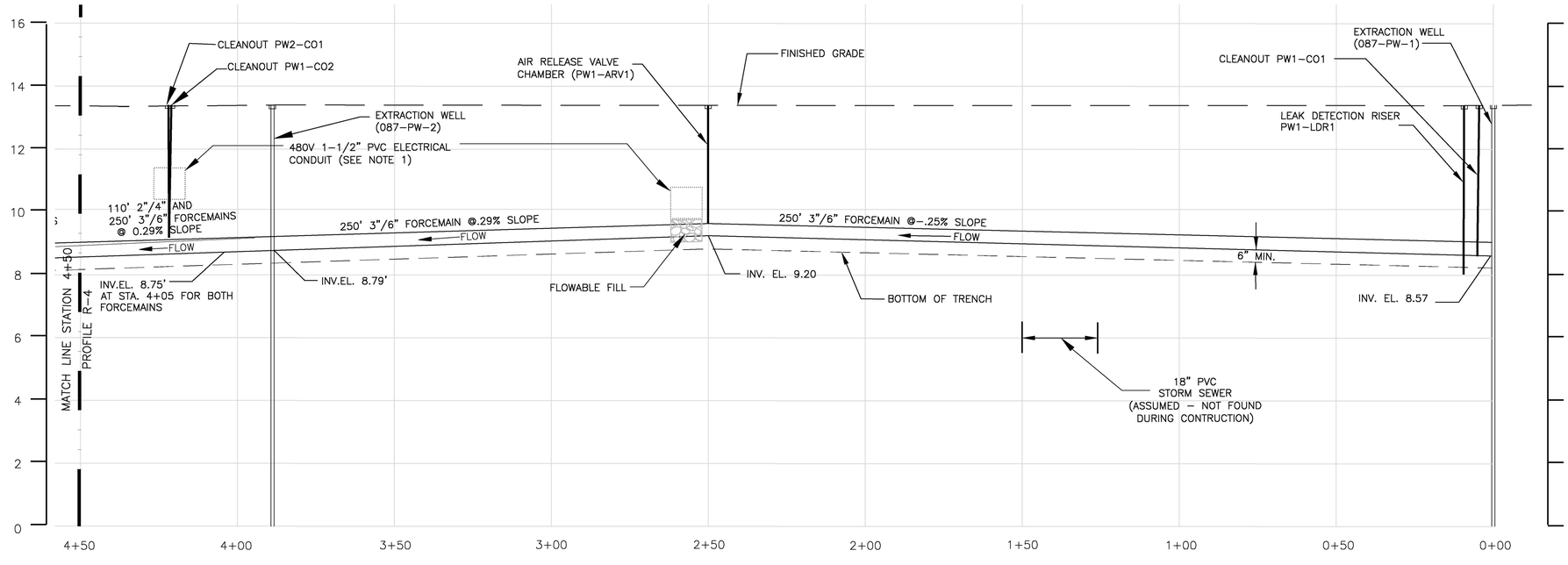

LEGEND:

- SURFACE CONTOUR 1' INTERVAL
- SURFACE CONTOUR 5' INTERVAL
- FORCEMAIN CENTER LINE
- CURB
- LIMIT OF CONSTRUCTION EASEMENT/LIMIT OF WORK
- LIMIT OF PERMANENT EASEMENT
- ELECTRICAL LINE
- STORMWATER DRAIN
- FENCE
- LEAK DETECTION RISER
- CLEANOUT
- AIR RELEASE VALVE
- LIGHT POLE
- TREE
- CB CATCH BASIN
- 13.40 SPOT ELEVATION
- EXTRACTION WELL
- MONITORING WELL

NOTES:

1. FOR THE LOCATION OF ELECTRICAL COMPONENTS ASSOCIATED WITH THE GROUNDWATER EXTRACTION SYSTEM, SEE FIGURE NUMBERS E-1 THROUGH E-13.

PROFILE

HORIZONTAL SCALE: 20 0 20 40 SCALE IN FEET

VERTICAL SCALE: 2 0 2 4 SCALE IN FEET

REV. NO.	DESCRIPTION OF REVISION	APPROVAL	DATE
△			
△			
△			
△			
△			
△			
△			

SEAL:

Gary J. DiPippo Date
Professional Engineer
NJ P.E. LICENSE NO.
24GE02646100

DATE: 3/3/09
SCALE: AS SHOWN
CAD FILE NO.:
DESIGNED BY: PDM
DRAWN BY: AMW
CHECKED BY: GDP

HydroQual
HYDROQUAL INC.
1200 MACARTHUR BOULEVARD
MAHWAH, NEW JERSEY 07430
(201) 529-5151 F: 529-5728

RECORD DRAWING FOR DEEP OVERBURDEN AND BEDROCK GROUNDWATER EXTRACTION AND TREATMENT

PROFILE

STUDY AREA 7

JERSEY CITY, NEW JERSEY

PROJECT NO. HWEL.002.007.03

DRAWING NO. R-3

\\MEADOWLANDS\109\HONEYWELL_SITE_7\DO_BR_CONSTRUCTION\RECORD REPORT\RECORD REPORT CADD FILES\R-3_PROFILE_(RECORD).DWG 05/05/2009 LAYOUT: PROFILE R-3 (RD)

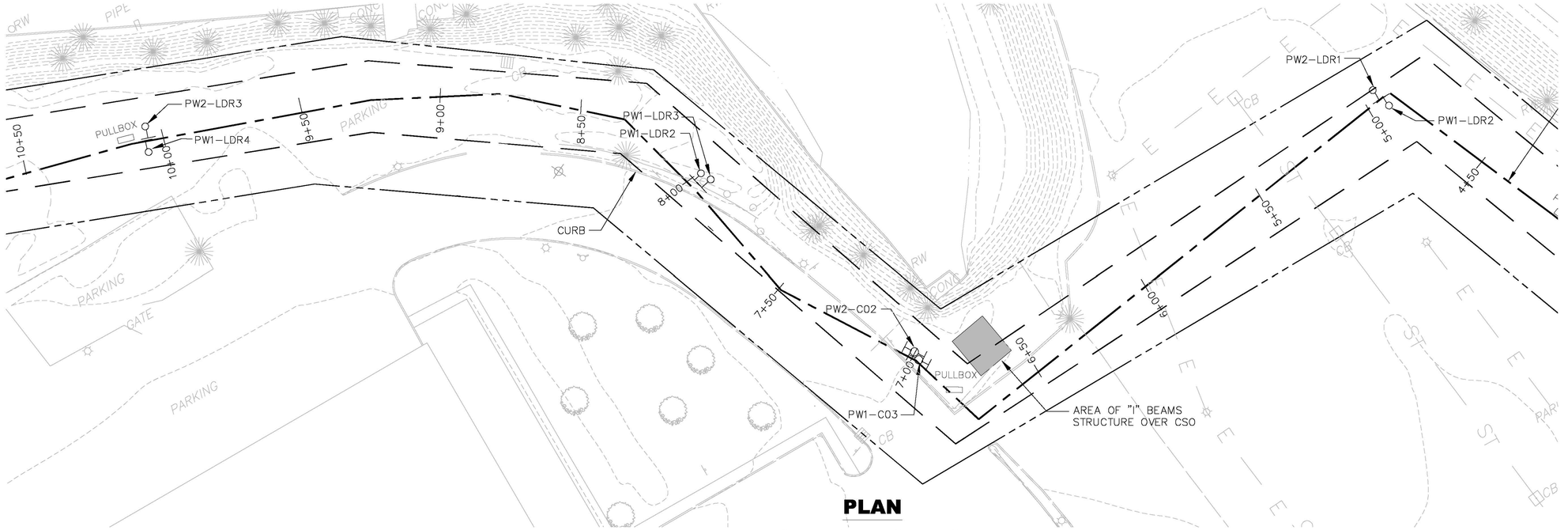

PLAN

20 0 20 40
SCALE IN FEET

LEGEND:

- SURFACE CONTOUR 1' INTERVAL
- SURFACE CONTOUR 5' INTERVAL
- FORCEMAIN CENTER LINE
- BULKHEAD
- CURB
- LIMIT OF CONSTRUCTION EASEMENT/LIMIT OF WORK
- LIMIT OF PERMANENT EASEMENT
- ELECTRICAL LINE
- STORMWATER DRAIN
- FENCE
- LEAK DETECTION RISER
- CLEANOUT
- EXTRACTION WELL
- LIGHT POLE
- TREE
- CATCH BASIN
- SIGN
- MANHOLE
- SPOT ELEVATION (14.45)

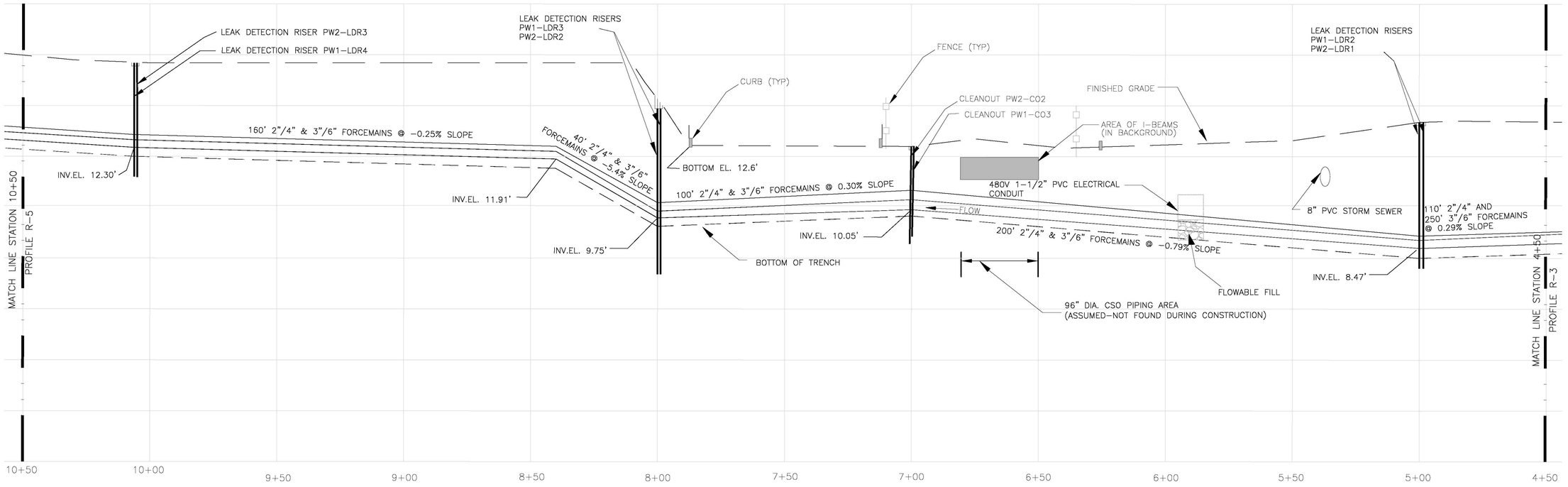

PROFILE

HORIZONTAL SCALE: 20 0 20 40 SCALE IN FEET
VERTICAL SCALE: 2 0 2 4 SCALE IN FEET
VERTICAL EXAGGERATION: 10X

NOTES:

1. FOR THE LOCATION OF ELECTRICAL COMPONENTS ASSOCIATED WITH THE GROUNDWATER EXTRACTION SYSTEM, SEE FIGURE NUMBERS E-1 THROUGH E-13.

REV. NO.	DESCRIPTION OF REVISION	APPROVAL	DATE
1			
2			
3			
4			
5			
6			
7			

SEAL:
Gary J. DiPippo Date
Professional Engineer
NJ P.E. LICENSE NO. 24GE02646100

DATE: 3/3/09
SCALE: AS SHOWN
CAD FILE NO.:
DESIGNED BY: PDM
DRAWN BY: AMW
CHECKED BY: GDP

HYDROQUAL INC.
1200 MACARTHUR BOULEVARD
MAHWAH, NEW JERSEY 07430
(201) 529-5151 F: 529-5728

RECORD DRAWING FOR
DEEP OVERBURDEN AND BEDROCK GROUNDWATER EXTRACTION AND TREATMENT
PROFILE
STUDY AREA 7
JERSEY CITY, NEW JERSEY

PROJECT NO. HWEL.002.007.03
DRAWING NO. R-4

\\MEADOWLANDS\109\HONEYWELL_SITE_7\DOJBR_CONSTRUCTION\RECORD REPORT\RECORD REPORT CADD FILES\R-4_PROFILE_(RECORD).DWG 05/05/2009 LAYOUT: PROFILE R-4 (RD)

HACKENSACK RIVER

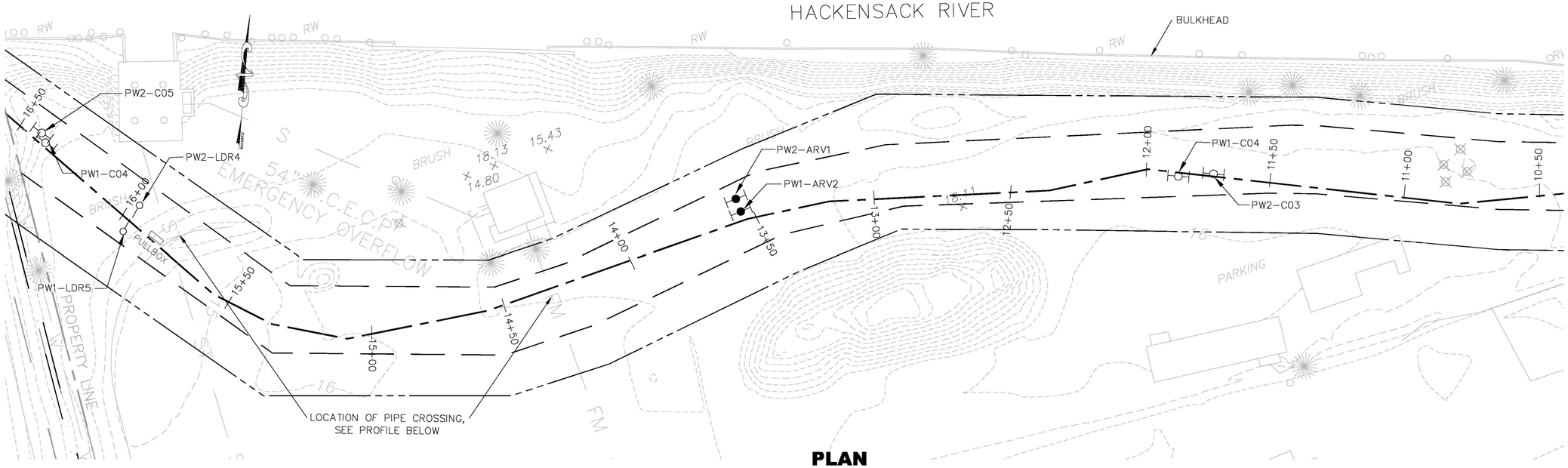

LEGEND:

- SURFACE CONTOUR 1' INTERVAL
- SURFACE CONTOUR 5' INTERVAL
- FORCEMAIN CENTER LINE
- BULKHEAD
- CURB
- LIMIT OF CONSTRUCTION EASEMENT/LIMIT OF WORK
- LIMIT OF PERMANENT EASEMENT
- FENCE
- LEAK DETECTION RISER
- CLEANOUT
- AIR RELEASE VALVE
- EXTRACTION WELL
- LIGHT POLE
- TREE
- CB — CATCH BASIN
- 14.45 — SPOT ELEVATION
- EXISTING BUILDING
- STOP SIGN

PLAN

SCALE IN FEET: 20 0 20 40

PROFILE

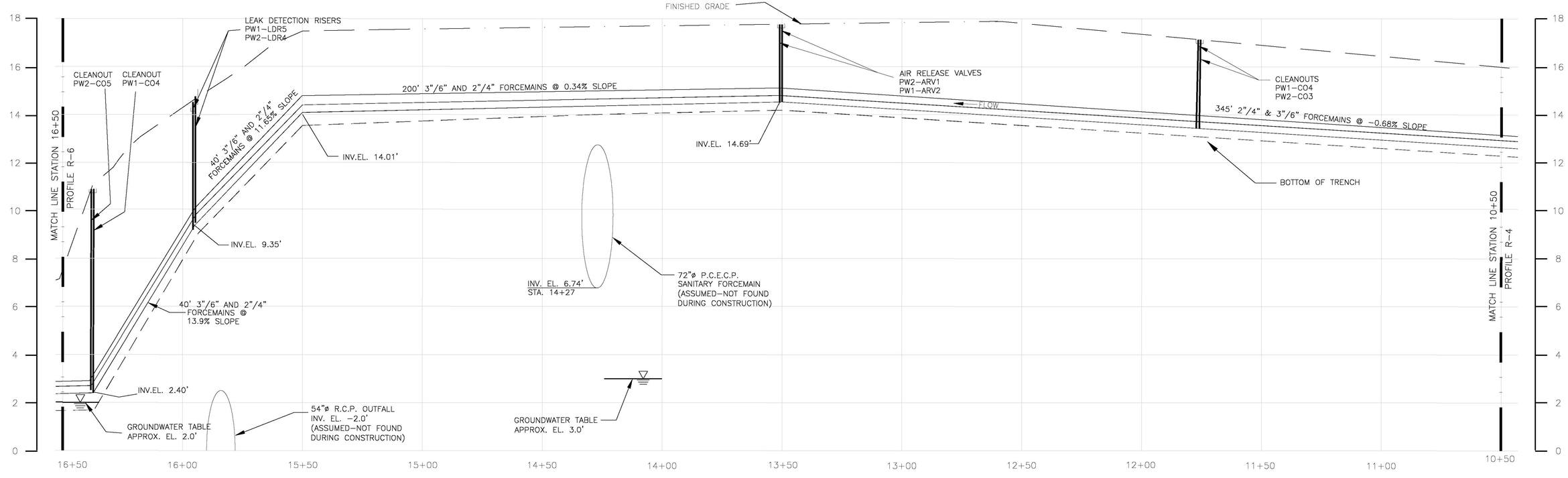

HORIZONTAL SCALE: 20 0 20 40 SCALE IN FEET

VERTICAL SCALE: 2 0 2 4 SCALE IN FEET

VERTICAL EXAGGERATION: 10X

REV. NO.	DESCRIPTION OF REVISION	APPROVAL	DATE
△			
△			
△			
△			
△			
△			
△			

SEAL:

Gary J. DiPippo Date
Professional Engineer
NJ P.E. LICENSE NO.
24GE02646100

DATE: 3/3/09
SCALE: AS SHOWN
CAD FILE NO.:
DESIGNED BY: PDM
DRAWN BY: AMW
CHECKED BY: GDP

HYDROQUAL INC.
1200 MACARTHUR BOULEVARD
MAHWAH, NEW JERSEY 07430
(201) 529–5151 F: 529–5728

RECORD DRAWING FOR
DEEP OVERBURDEN AND BEDROCK GROUNDWATER EXTRACTION AND TREATMENT

PROFILE
STUDY AREA 7
JERSEY CITY, NEW JERSEY

PROJECT NO. HWEL.002.007.03

DRAWING NO. R–5

\\MEADOWLAND$\1091\HONEYWELL_SITE_7\OU_BR_CONSTRUCTION\RECORD REPORT\RECORD REPORT CADD FILES\R-5_PROFILE_(RECORD).DWG 05/05/2009 LAYOUT: PROFILE R-5 (RD)

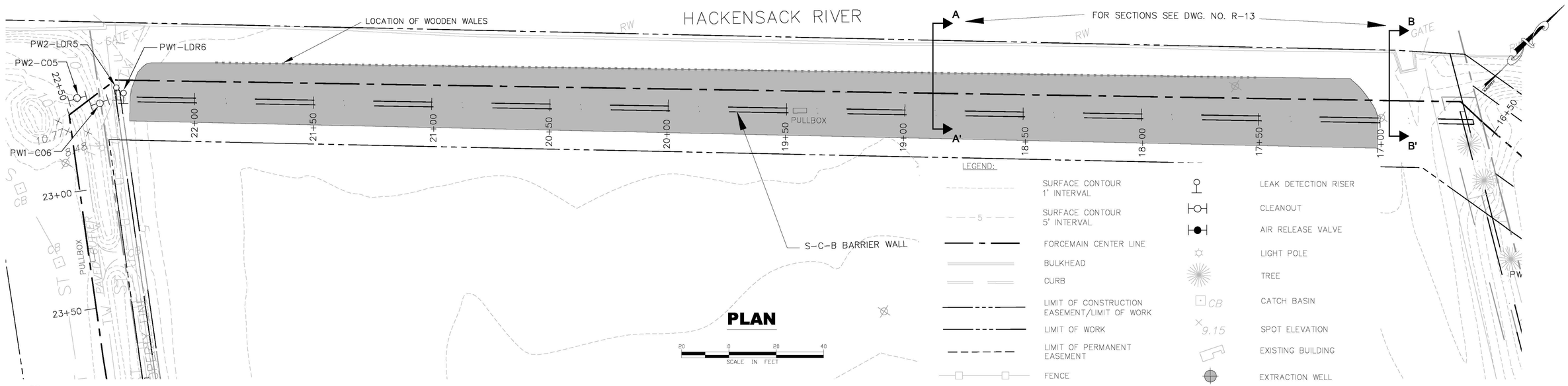

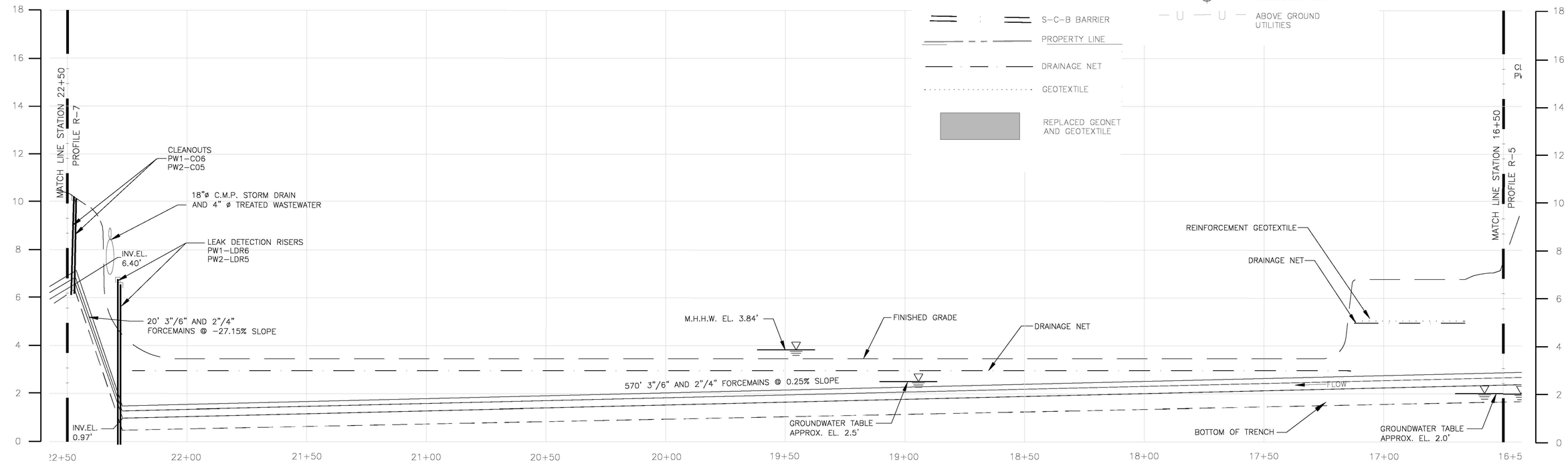

PROFILE

HORIZONTAL SCALE: 20 0 20 40 SCALE IN FEET

VERTICAL SCALE: 2 0 2 4 SCALE IN FEET

VERTICAL EXAGGERATION: 10X

REV. NO.	DESCRIPTION OF REVISION	APPROVAL	DATE
△			
△			
△			
△			
△			
△			
△			

SEAL:

Gary J. DiPippo Date
Professional Engineer
NJ P.E. LICENSE NO.
24GE02646100

DATE: 3/3/09
SCALE: AS SHOWN
CAD FILE NO.:
DESIGNED BY: PDM
DRAWN BY: AMW
CHECKED BY: GDP

HYDROQUAL INC.
1200 MACARTHUR BOULEVARD
MAHWAH, NEW JERSEY 07430
(201) 529-5151 F: 529-5728

RECORD DRAWING FOR
DEEP OVERBURDEN AND BEDROCK GROUNDWATER EXTRACTION AND TREATMENT

PROFILE

STUDY AREA 7
JERSEY CITY, NEW JERSEY

PROJECT NO. HWEL.002.007.03

DRAWING NO. R-6

\\MEADOWLANDS\09\HONEY\WELL_SITE_7\DI_BR_CONSTRUCTION\RECORD REPORT\RECORD REPORT CADD FILES\R-6_PROFILE_(RECORD).DWG 05/05/2009 LAYOUT: PROFILE R-6 (RD)

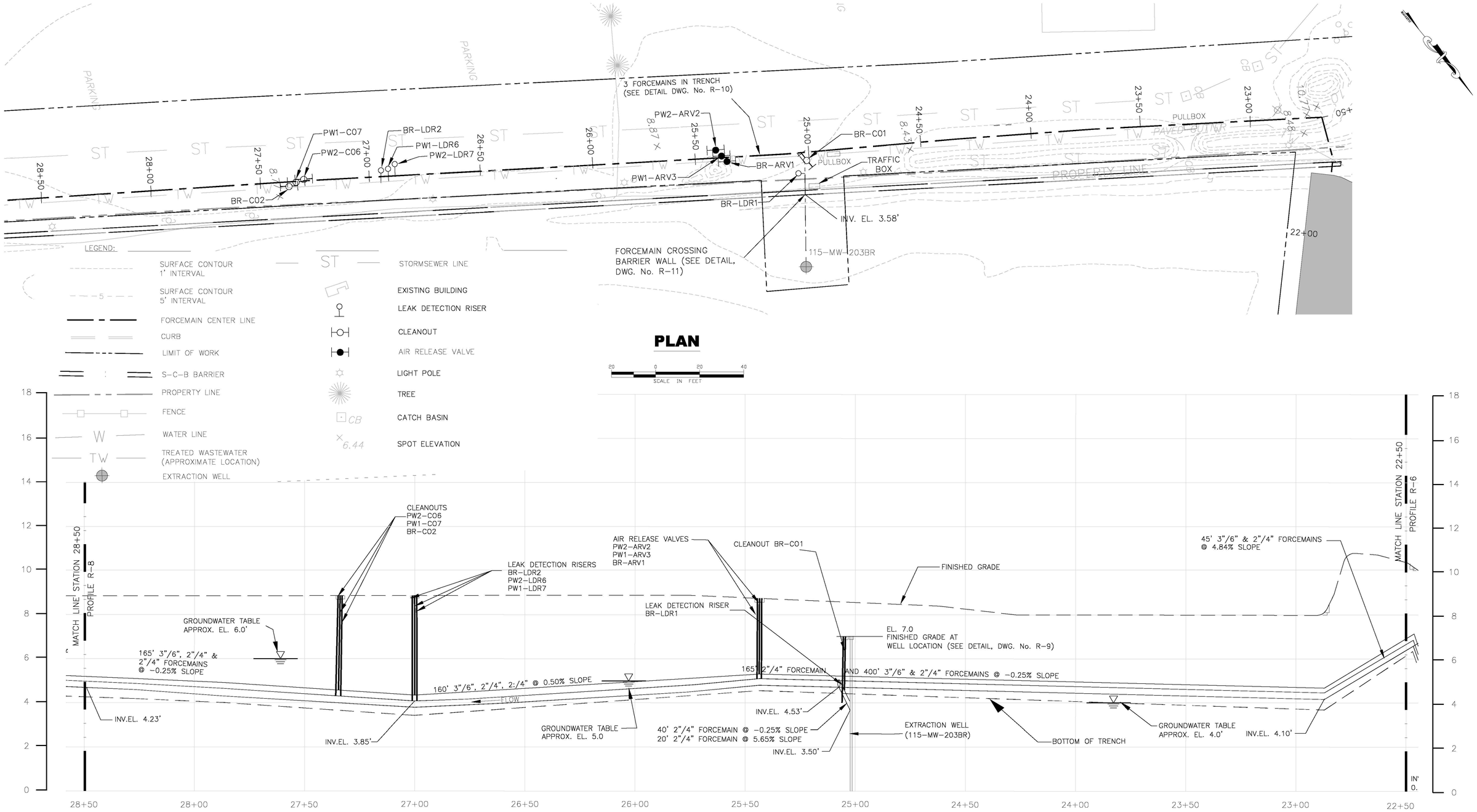

PROFILE

HORIZONTAL SCALE: SCALE IN FEET

VERTICAL SCALE: SCALE IN FEET

VERTICAL EXAGGERATION: 10X

REV. NO.	DESCRIPTION OF REVISION	APPROVAL	DATE
△			
△			
△			
△			
△			
△			
△			

SEAL:

Gary J. DiPippo Date
Professional Engineer
NJ P.E. LICENSE NO. 24GE02646100

DATE: 3/3/09
SCALE: AS SHOWN
CAD FILE NO.:
DESIGNED BY: PDM
DRAWN BY: AMW
CHECKED BY: GDP

HYDROQUAL INC.
1200 MACARTHUR BOULEVARD
MAHWAH, NEW JERSEY 07430
(201) 529-5151 F: 529-5728

RECORD DRAWINGS FOR
DEEP OVERBURDEN AND BEDROCK GROUNDWATER
EXTRACTION AND TREATMENT

PROFILE
STUDY AREA 7
JERSEY CITY, NEW JERSEY

PROJECT NO. HWEL.002.007.03

DRAWING NO. R-7

\\MEADOWLANDS\1091\HONEYWELL_SITE_7\DO_BR_CONSTRUCTION\RECORD REPORT\RECORD REPORT CADD FILES\R-7_PROFILE_(RECORD).DWG 05/05/2009 LAYOUT: PROFILE R-7 (RD)

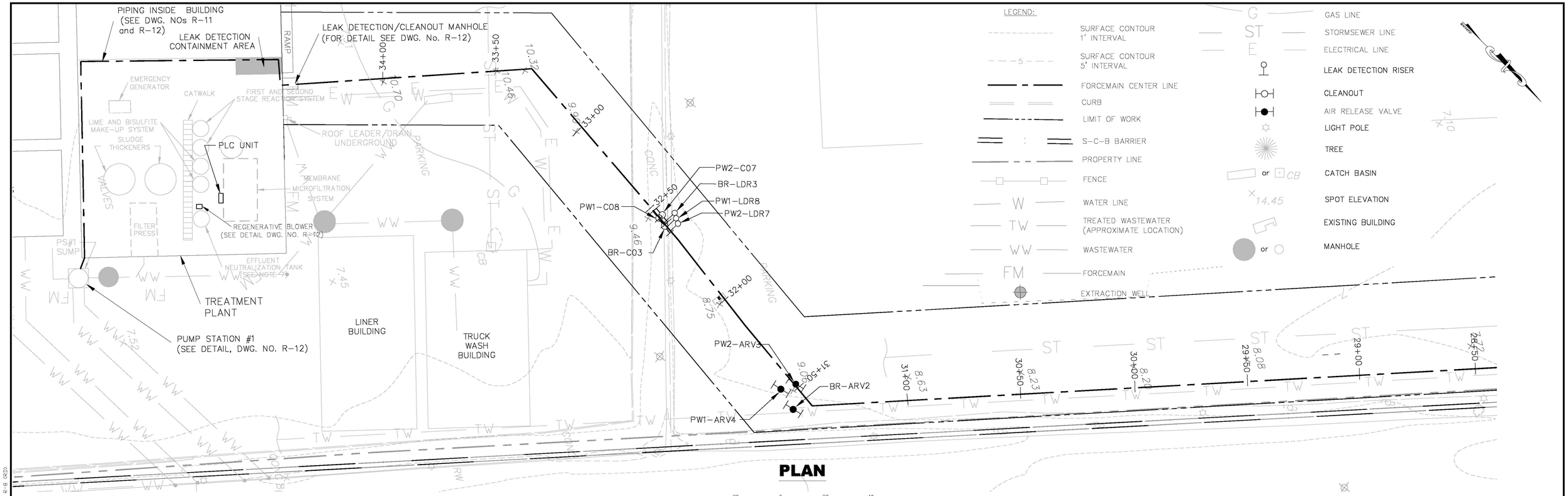

PROFILE

HORIZONTAL SCALE: 20 0 20 40 SCALE IN FEET

VERTICAL SCALE: 2 0 2 4 SCALE IN FEET

VERTICAL EXAGGERATION: 10X

REV. NO.	DESCRIPTION OF REVISION	APPROVAL	DATE
△			
△			
△			
△			
△			
△			
△			

SEAL:

Gary J. DiPippo Date
Professional Engineer
NJ P.E. LICENSE NO. 24GE02646100

DATE: 3/3/09
SCALE: AS SHOWN
CAD FILE NO.:
DESIGNED BY: PDM
DRAWN BY: AMW
CHECKED BY: GDP

HYDROQUAL INC.
1200 MACARTHUR BOULEVARD
MAHWAH, NEW JERSEY 07430
(201) 529-5151 F: 529-5728

RECORD DRAWINGS FOR
DEEP OVERBURDEN AND BEDROCK GROUNDWATER EXTRACTION AND TREATMENT
PROFILE
STUDY AREA 7
JERSEY CITY, NEW JERSEY

PROJECT NO. HWEL.002.007.03

DRAWING NO. R-8

\\MEADOWLANDS\1091\HONEYWELL_SITE_7\00_BR_CONSTRUCTION\RECORD REPORT\RECORD REPORT CADD FILES\R-8_PROFILE_(RECORD).DWG 05/05/2009 LAYOUT: PROFILE R-8 (RD)

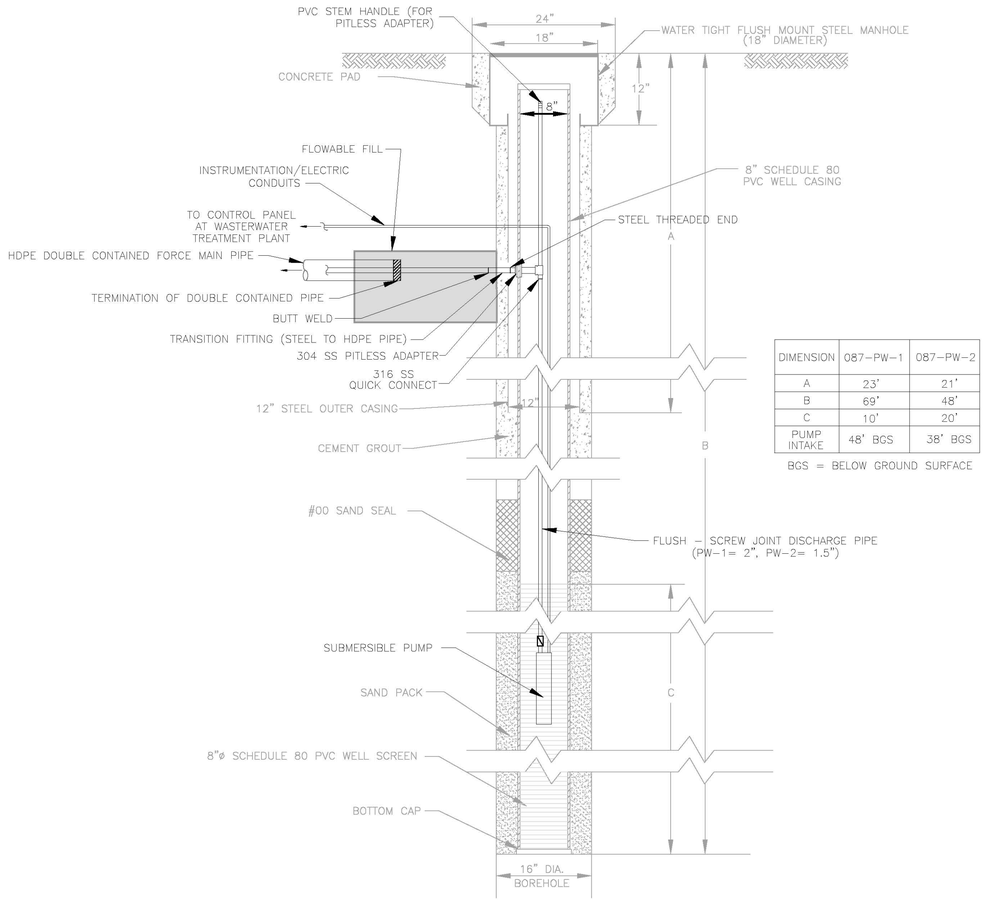

DIMENSION	087-PW-1	087-PW-2
A	23'	21'
B	69'	48'
C	10'	20'
PUMP INTAKE	48' BGS	38' BGS

BGS = BELOW GROUND SURFACE

DEEP OVERBURDEN GROUNDWATER EXTRACTION WELL (WELL PW-1 AND PW-2)

SCALE: 1" = 1'

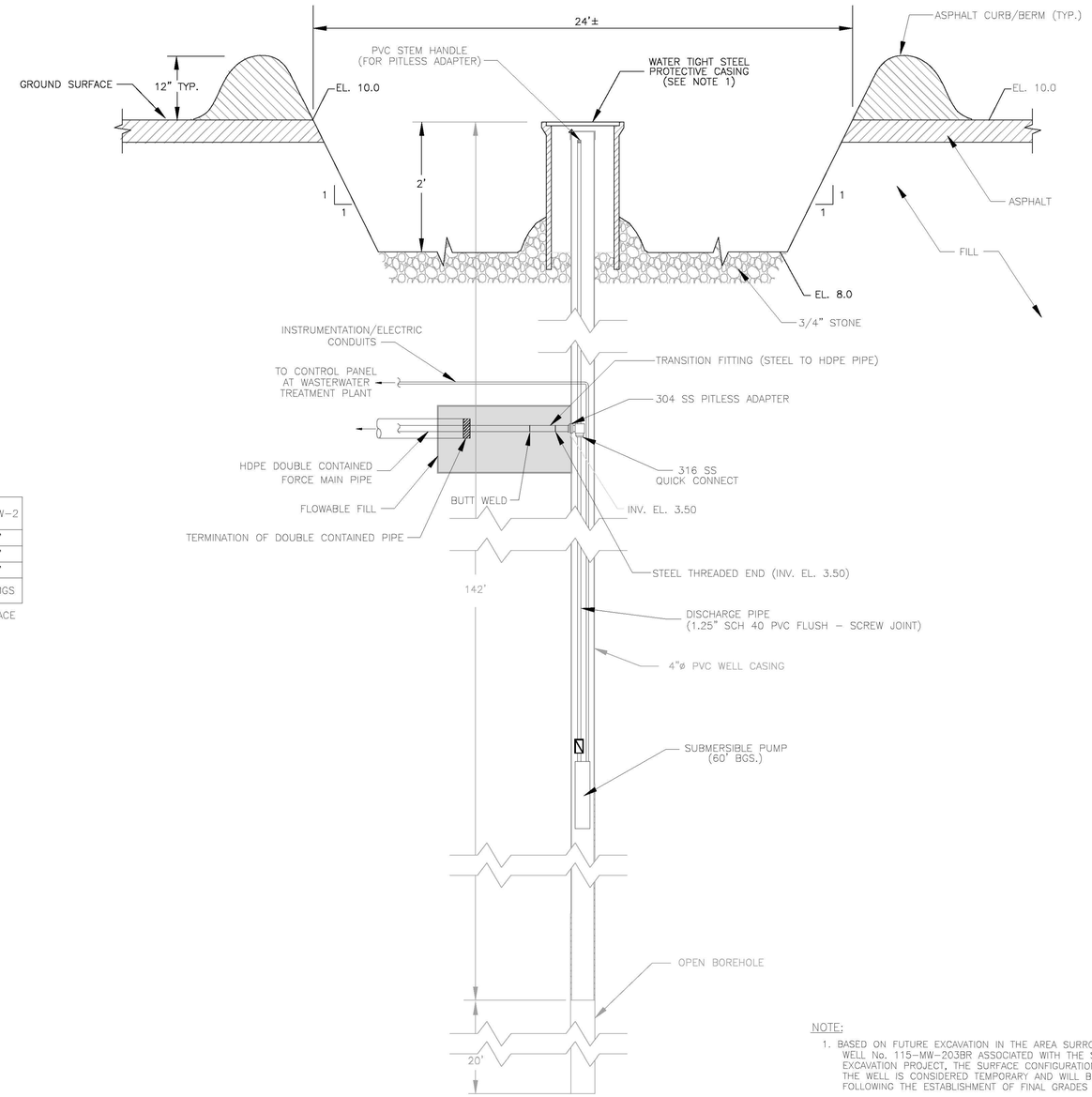

NOTE:

1. BASED ON FUTURE EXCAVATION IN THE AREA SURROUNDING WELL No. 115-MW-203BR ASSOCIATED WITH THE SA-7 EXCAVATION PROJECT, THE SURFACE CONFIGURATION OF THE WELL IS CONSIDERED TEMPORARY AND WILL BE FINALIZED FOLLOWING THE ESTABLISHMENT OF FINAL GRADES IN THE AREA.

BEDROCK GROUNDWATER EXTRACTION WELL WELL No. 115-MW-203BR

SCALE: 1" = 1'

REV. NO.	DESCRIPTION OF REVISION	APPROVAL	DATE
1			
2			
3			
4			
5			
6			
7			

SEAL:

Gary J. DiPippo Date
Professional Engineer
NJ P.E. LICENSE NO.
24GE02646100

DATE: 3/3/09
SCALE: AS SHOWN
CAD FILE NO.:
DESIGNED BY: PDM
DRAWN BY: AMW
CHECKED BY: GDP

HYDROQUAL INC.
1200 MACARTHUR BOULEVARD
MAHWAH, NEW JERSEY 07430
(201) 529-5151 F: 529-5728

RECORD DRAWINGS FOR
DEEP OVERBURDEN AND BEDROCK GROUNDWATER EXTRACTION AND TREATMENT

EXTRACTION WELL DETAILS
STUDY AREA 7
JERSEY CITY, NEW JERSEY

PROJECT NO. HWEL.002.007.03

DRAWING NO. R-9

\\MEADOWLANDS1091\HONEYWELL_SITE_7\00_BR_CONSTRUCTION\RECORD REPORT\RECORD REPORT CADD FILES\R-9_EXTRACTION_WELL_DETAILS_(RECORD). 05/05/2009 LAYOUT: C-9 - EXTRACTION WELL DETAIL

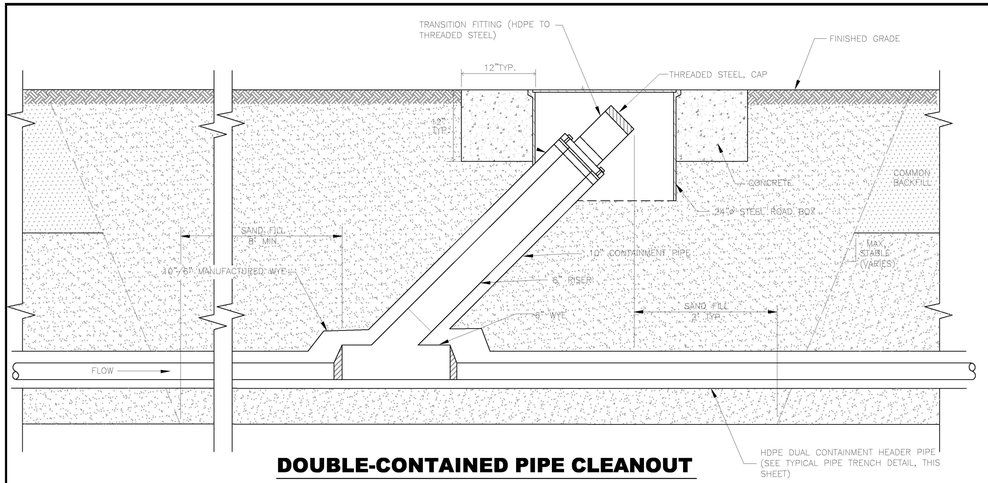

DOUBLE-CONTAINED PIPE CLEANOUT



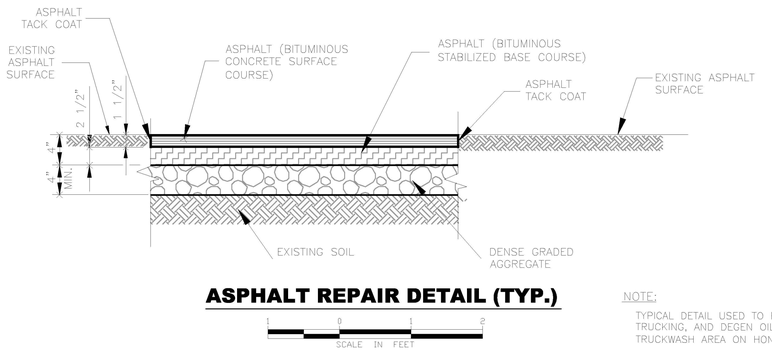

ASPHALT REPAIR DETAIL (TYP.)

NOTE:

TYPICAL DETAIL USED TO REPAIR DISTURBED PAVEMENT (DIFEO, TEAL TRUCKING, AND DEGEN OIL PROPERTIES AND ADJACENT TO TRUCKWASH AREA ON HONEYWELL PROPERTY).

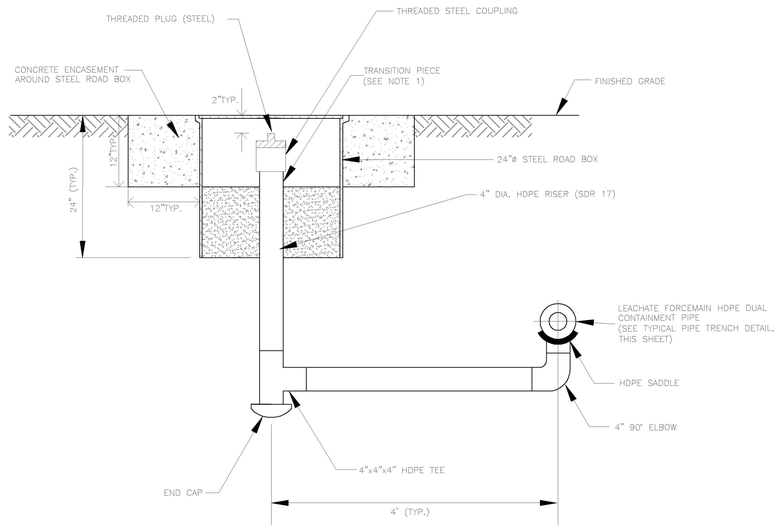

LEAK DETECTION RISER



NOTE:

IN THE LEAK DETECTION ROAD BOXES WHERE THE TOP OF THE TRANSITION PIECE IS CLOSE TO THE UNDERSIDE OF THE ROAD BOX COVER A THREADED FLAT STEEL CAP IS INSTALLED DIRECTLY ON THE THREADED TRANSITION PIECE. THE THREADED FLAT STEEL CAPS ARE INSTALLED AT LEAK DETECTION RISER NOs PW1-LDR3, PW1-LDR5, PW1-LDR6, PW2-LDR2, PW2-LDR4, PW2-LDR5, AND PW2-LDR7. A THREADED STEEL PLUG IS INSTALLED IN THE REMAINING LEAK DETECTION RISERS.

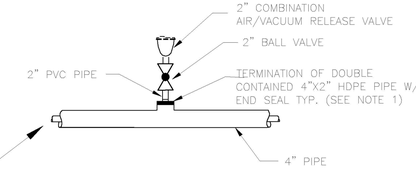

AIR RELEASE VALVE (4"x2" PIPE)



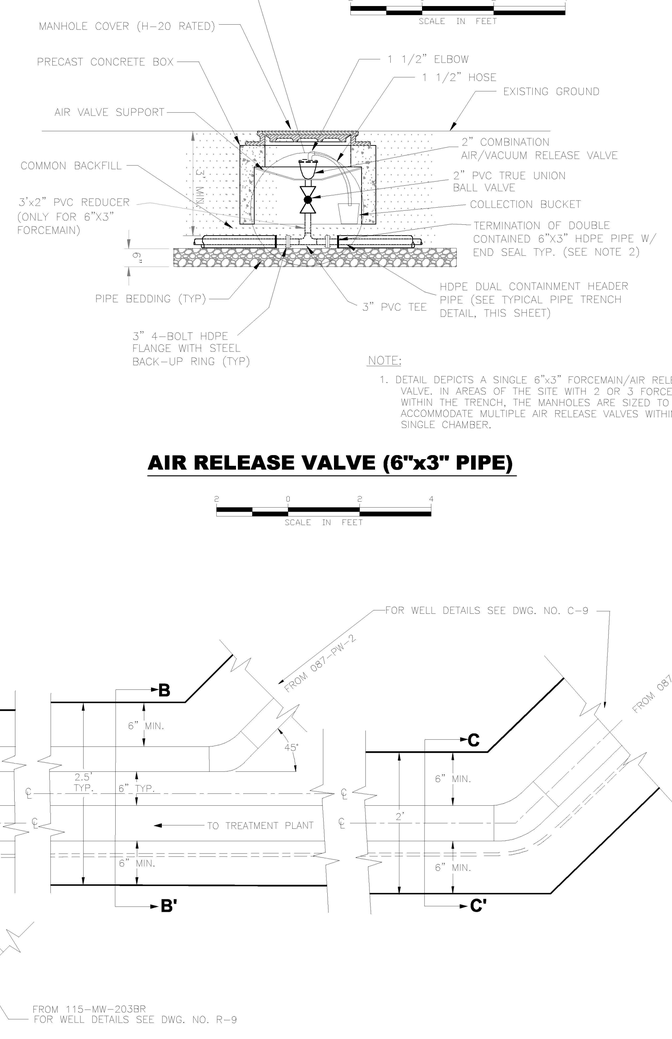

NOTE:

1. DETAIL DEPICTS A SINGLE 6"x3" FORCEMAIN/AIR RELEASE VALVE. IN AREAS OF THE SITE WITH 2 OR 3 FORCEMAINS WITHIN THE TRENCH, THE MANHOLES ARE SIZED TO ACCOMMODATE MULTIPLE AIR RELEASE VALVES WITHIN A SINGLE CHAMBER.

AIR RELEASE VALVE (6"x3" PIPE)

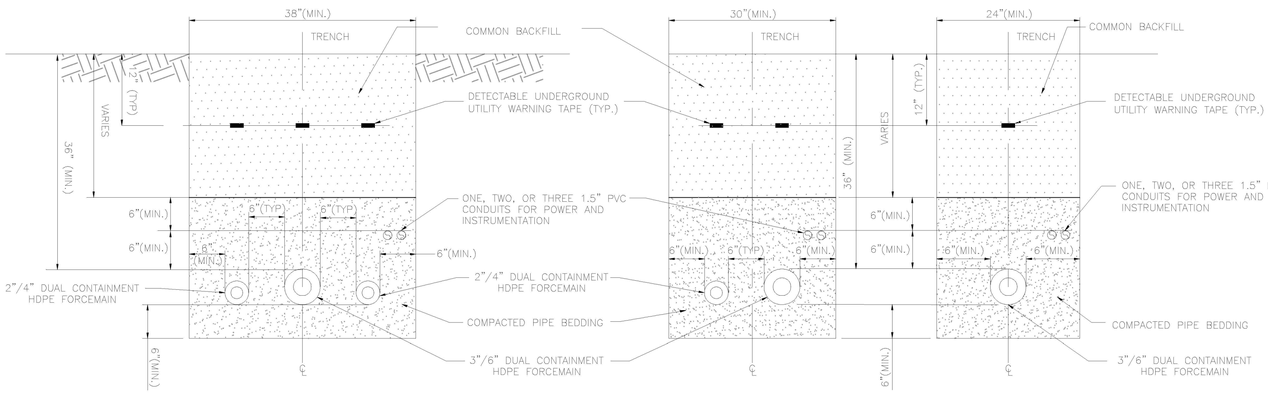

TYPICAL PIPE TRENCH DETAIL

3 PIPES - CROSS SECTION A-A'



2 PIPES - CROSS SECTION B-B'



1 PIPE - CROSS SECTION C-C'



POSITION OF 1, 2, & 3 FORCEMAINS IN TRENCH



REV. NO.	DESCRIPTION OF REVISION	APPROVAL	DATE
1			
2			
3			
4			
5			
6			
7			

SEAL:

Gary J. DiPippo Date
Professional Engineer
NJ P.E. LICENSE NO. 24GE02646100

DATE: 3/3/09
SCALE: AS SHOWN
CAD FILE NO.:
DESIGNED BY: PDM
DRAWN BY: AMW
CHECKED BY: GDP

HydroQual
HYDROQUAL INC.
1200 MACARTHUR BOULEVARD
MAHWAH, NEW JERSEY 07430
(201) 529-5151 F: 529-5728

RECORD DRAWINGS FOR
DEEP OVERBURDEN AND BEDROCK GROUNDWATER EXTRACTION AND TREATMENT

DETAILS

STUDY AREA 7
JERSEY CITY, NEW JERSEY

PROJECT NO. HWEL.002.007.03

DRAWING NO. R-10

\\MEADOWLANDS\109\HONEYWELL_SITE_7\DD_BR_CONSTRUCTION\RECORD REPORT\RECORD REPORT CADD FILES\R-10_DETAILS_(RECORD).DWG 05/05/2009 LAYOUT: R-10 DETAILS

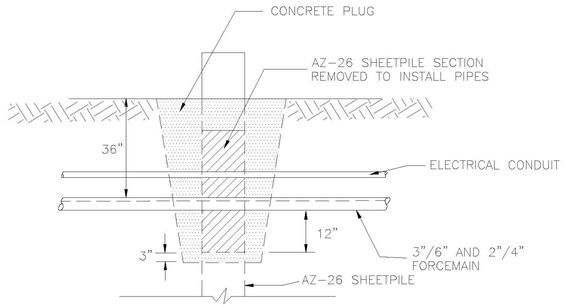

CROSS-SECTION C-C'
TYP. DETAIL, HDPE PIPE CROSSING
AZ-26 SHEET PILES
NOT TO SCALE

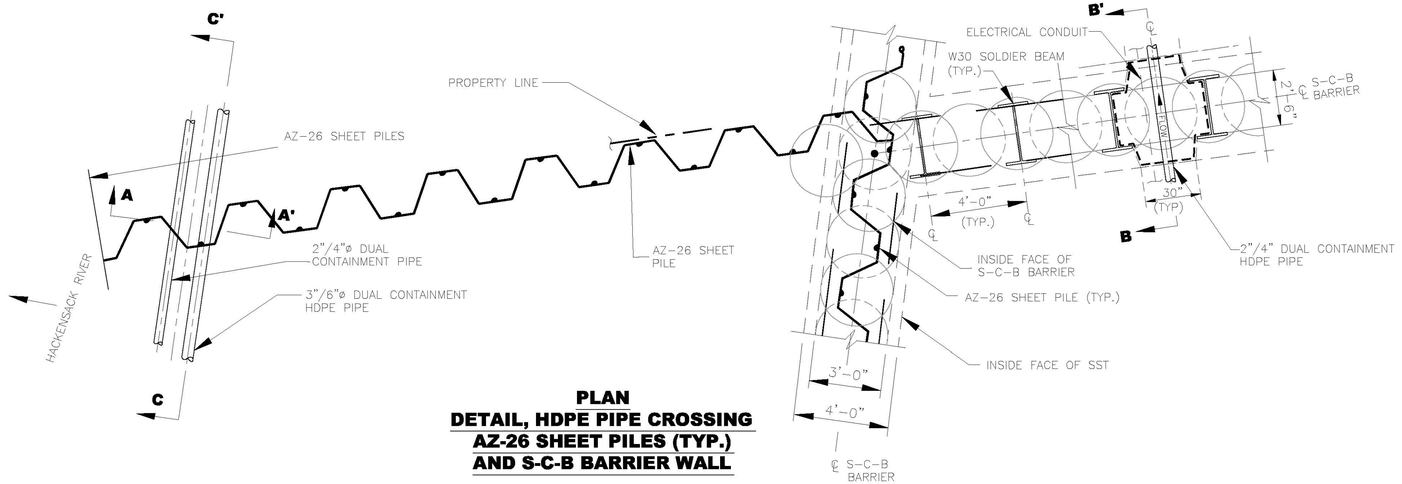

PLAN
DETAIL, HDPE PIPE CROSSING
AZ-26 SHEET PILES (TYP.)
AND S-C-B BARRIER WALL

3 0 3 6
SCALE IN FEET

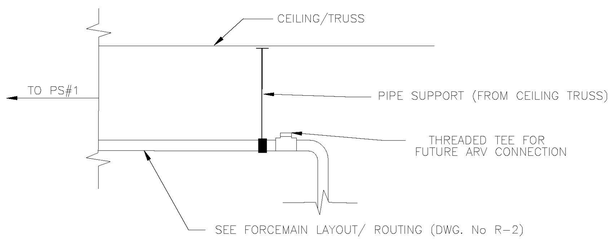

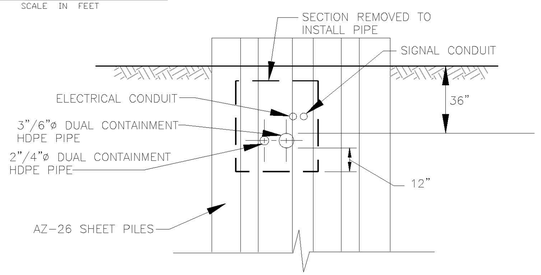

CROSS-SECTION A-A'
TYP. DETAIL, HDPE PIPE CROSSING
AZ-26 SHEET PILES

3 0 3 6
SCALE IN FEET

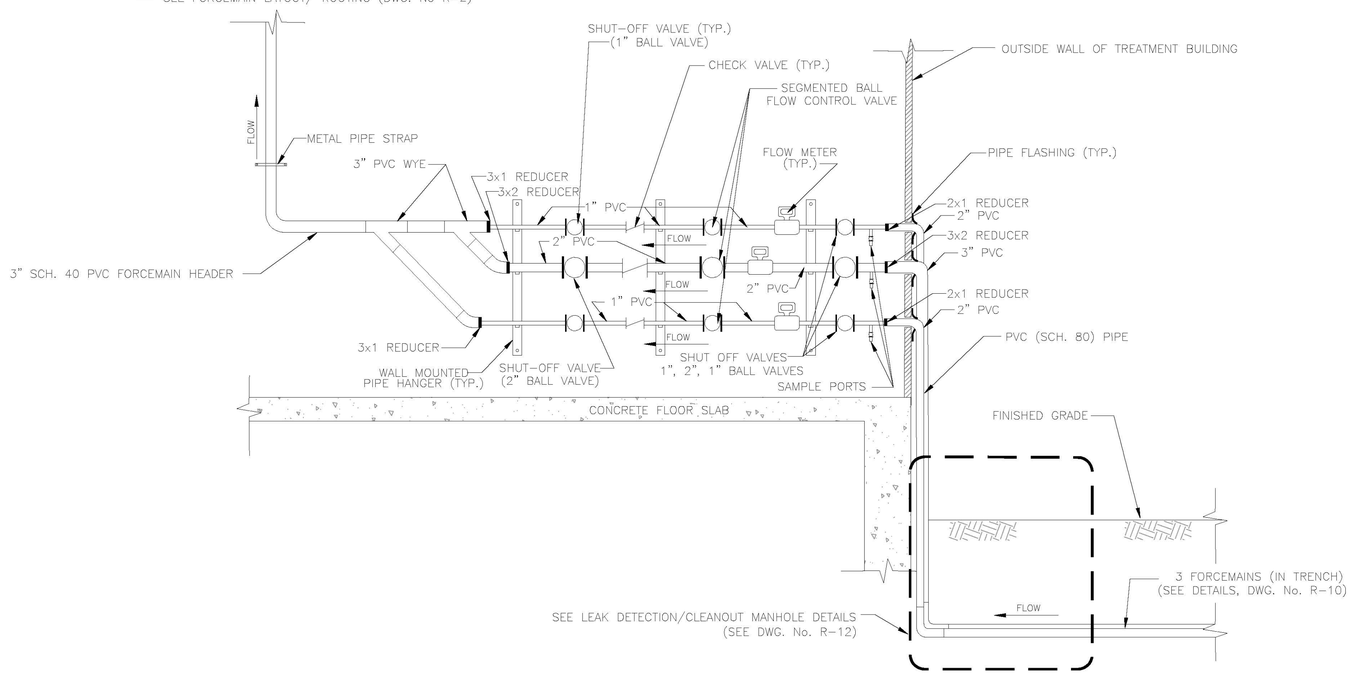

TREATMENT PLANT
SOUTH WALL FORCEMAIN ELEVATION
SCALE: 1" = 2'

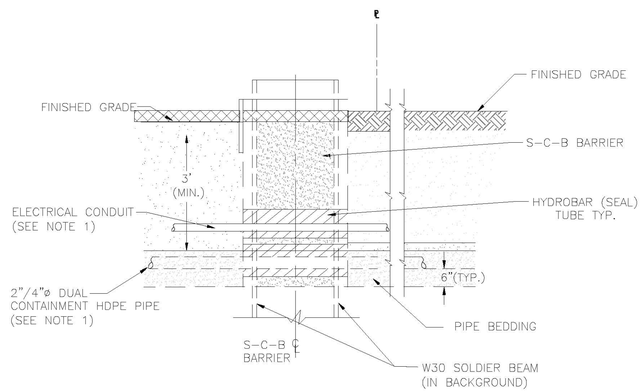

CROSS- SECTION B-B'
DETAIL, HDPE PIPE CROSSING
S-C-B BARRIER WALL

2 0 2 4
SCALE IN FEET

NOTES:
1. A HYDROBAR TUBE WAS INSTALLED AROUND EACH PIPE TO PROVIDE A WATER SEAL AT THE S-C-B BARRIER.

REV. NO.	DESCRIPTION OF REVISION	APPROVAL	DATE
△			
△			
△			
△			
△			
△			
△			

SEAL:

Gary J. DiPippo Date
Professional Engineer
NJ P.E. LICENSE NO. 24GE02646100

DATE: 3/3/09
SCALE: AS SHOWN
CAD FILE NO.:
DESIGNED BY: PDM
DRAWN BY: AMW
CHECKED BY: GDP

HydroQual
HYDROQUAL INC.
1200 MACARTHUR BOULEVARD
MAHWAH, NEW JERSEY 07430
(201) 529-5151 F: 529-5728

RECORD DRAWINGS FOR
DEEP OVERBURDEN AND BEDROCK GROUNDWATER EXTRACTION AND TREATMENT

DETAILS

STUDY AREA 7
JERSEY CITY, NEW JERSEY

PROJECT NO. HWEL.002.007.03
DRAWING NO. R-11

\\MEADOWLANDS\101\HONEYWELL_SITE_7\DO_BR_CONSTRUCTION\RECORD REPORT\RECORD REPORT CADD FILES\R-11_AND_R-12_DETAILS_(RECORD).DWG 05/05/2009 LAYOUT: R-11 - DETAILS

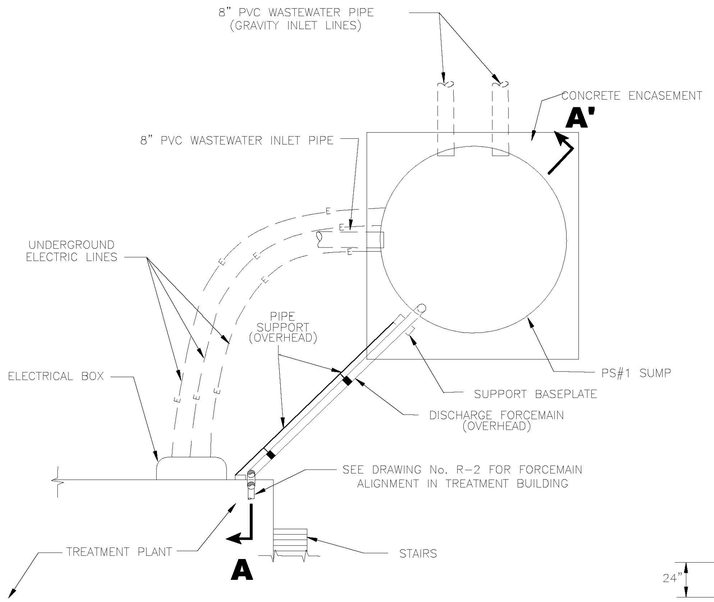

PUMP STATION #1 TIE-IN
PLAN VIEW

SCALE: 1" = 4'

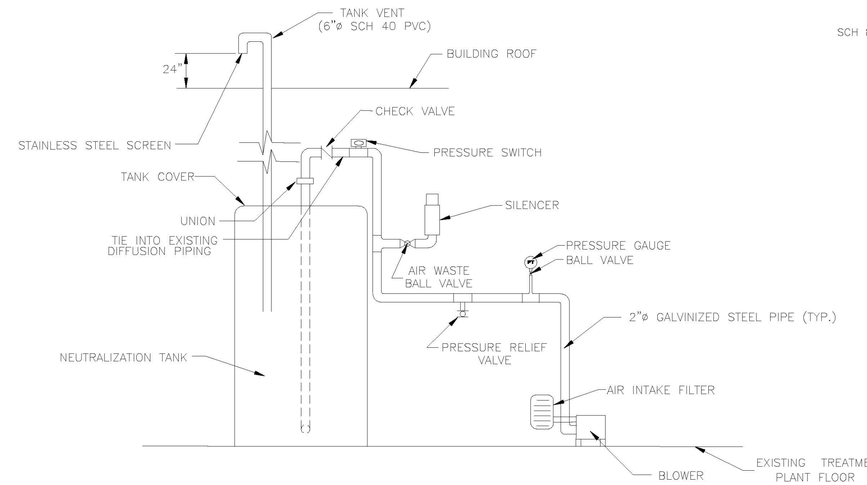

BLOWER / TANK TIE-IN

NTS

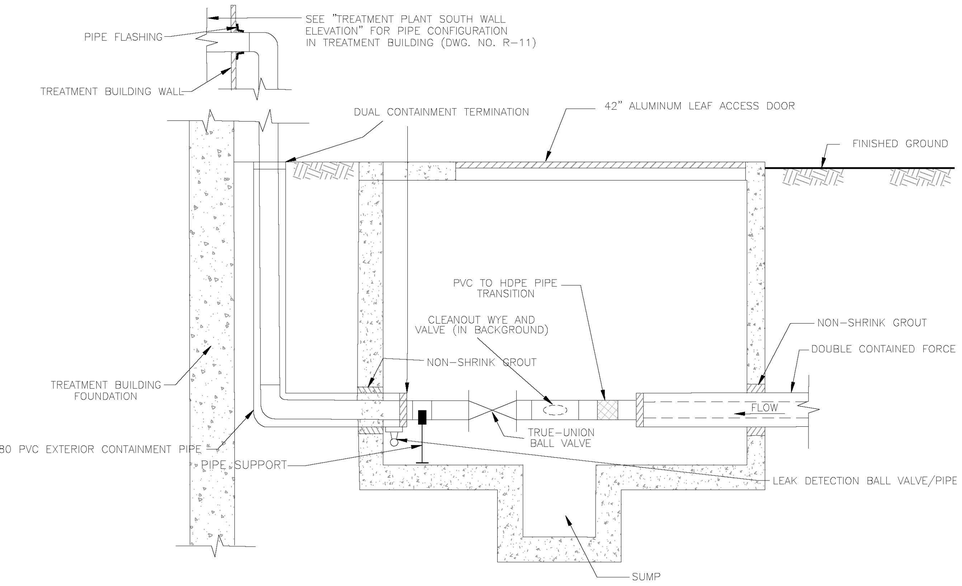

CROSS-SECTION A-A'

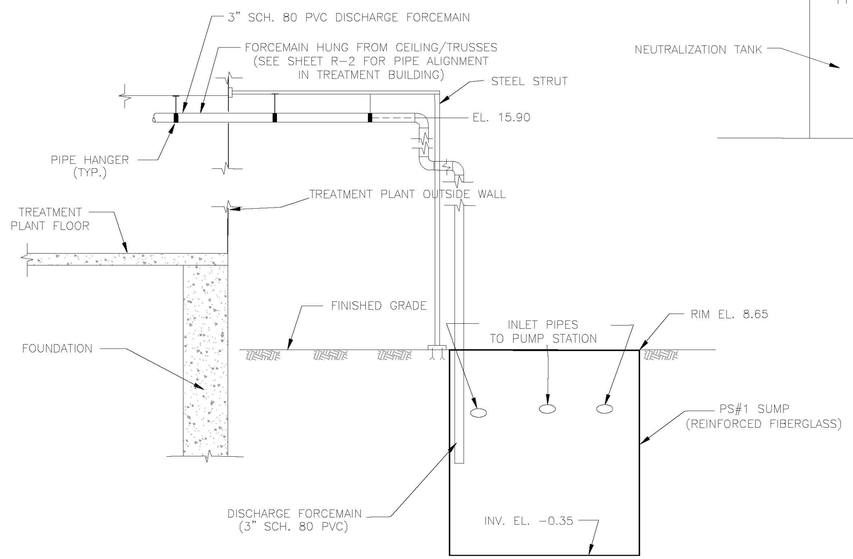

PUMP STATION #1 TIE-IN
CROSS-SECTION A-A'

SCALE: 1" = 4'

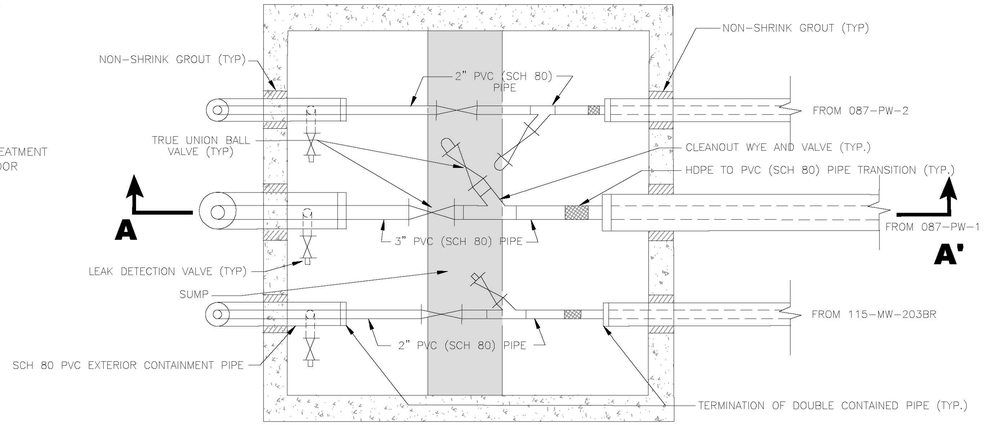

LEAK DETECTION/CLEANOUT MANHOLE
(AT TREATMENT PLANT)
PLAN VIEW

SCALE: 1" = 1'

REV. NO.	DESCRIPTION OF REVISION	APPROVAL	DATE
1			
2			
3			
4			
5			
6			
7			

SEAL:

Gary J. DiPippo Date
Professional Engineer
NJ P.E. LICENSE NO.
24GE02646100

DATE: 3/3/09
SCALE: AS SHOWN
CAD FILE NO.:
DESIGNED BY: PDM
DRAWN BY: AMW
CHECKED BY: GDP

HYDROQUAL INC.
1200 MACARTHUR BOULEVARD
MAHWAH, NEW JERSEY 07430
(201) 529-5151 F: 529-5728

RECORD DRAWINGS FOR
DEEP OVERBURDEN AND BEDROCK GROUNDWATER
EXTRACTION AND TREATMENT
DETAILS
STUDY AREA 7
JERSEY CITY, NEW JERSEY

PROJECT NO.
HWEL.002.007.03

DRAWING NO.
R-12

\\MEADOWLANDS\109\HONEYWELL_SITE_7\DO_BR_CONSTRUCTION\RECORD REPORT\RECORD REPORT CADD FILES\R-11_AND_R-12_DETAILS_(RECORD).DWG 05/05/2009 LAYOUT: R-12 - DETAILS

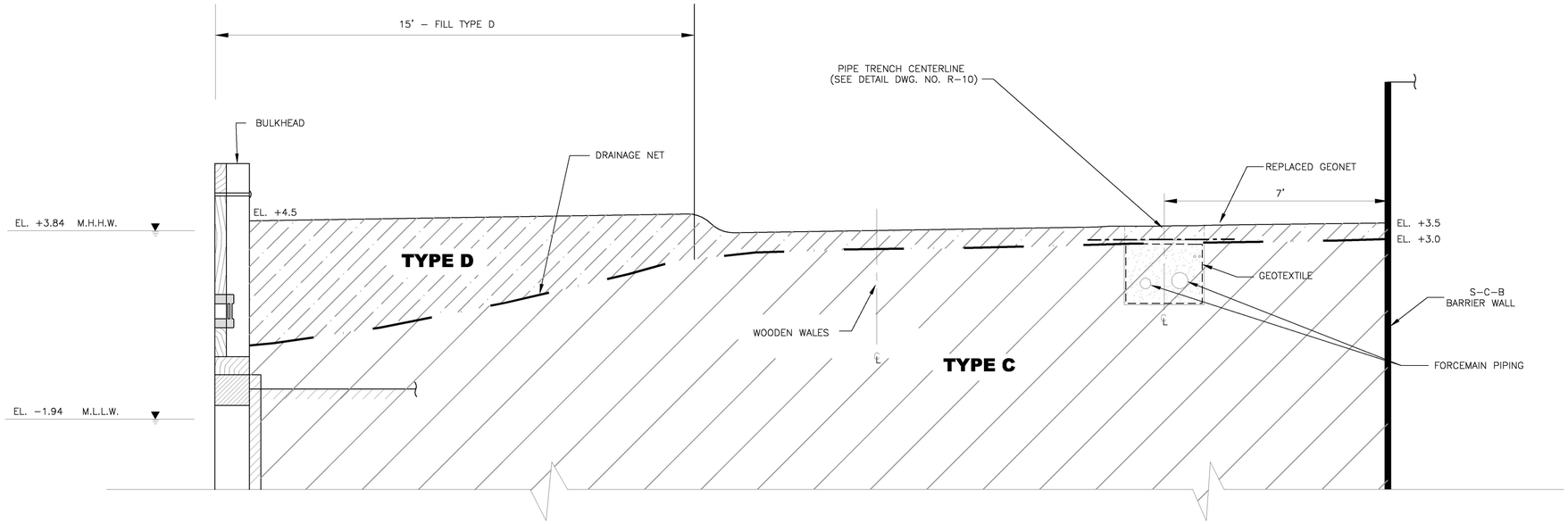

SECTION A-A'
(SEE DWG. R-6 FOR LOCATION)

2 0 2 4
SCALE IN FEET

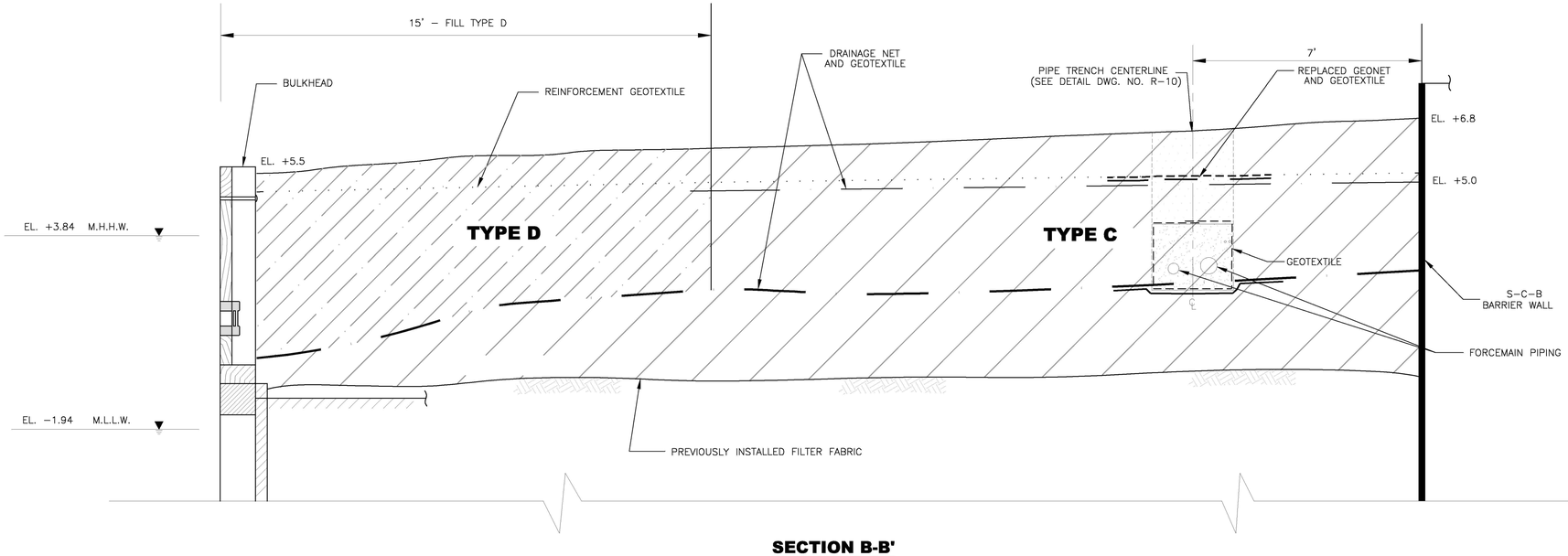

SECTION B-B'
(SEE DWG. R-6 FOR LOCATION)

2 0 2 4
SCALE IN FEET

LEGEND:

FILL TYPE C: COARSE AGGREGATE

FILL TYPE D: LIGHT WEIGHT AGGREGATE

REV. NO.	DESCRIPTION OF REVISION	APPROVAL	DATE
△			
△			
△			
△			
△			
△			
△			

SEAL:

Gary J. DiPippo Date
Professional Engineer
NJ P.E. LICENSE NO.
24GE02646100

DATE: 3/3/09
SCALE: AS SHOWN
CAD FILE NO.:
DESIGNED BY: PDM
DRAWN BY: AMW
CHECKED BY: GDP

HydroQual

HYDROQUAL INC.
1200 MACARTHUR BOULEVARD
MAHWAH, NEW JERSEY 07430
(201) 529-5151 F: 529-5728

RECORD DRAWINGS FOR
DEEP OVERBURDEN AND BEDROCK GROUNDWATER
EXTRACTION AND TREATMENT

DETAILS

STUDY AREA 7
JERSEY CITY, NEW JERSEY

PROJECT NO. HWEL.002.007.03

DRAWING NO. R–13

\\MEADOWLANDS\1091\HONEYWELL_SITE_7\00_BR_CONSTRUCTION\RECORD REPORT\RECORD REPORT CADD FILES\R-13_DETAILS_(RECORD).DWG 05/05/2009 LAYOUT: R-13-RECORD

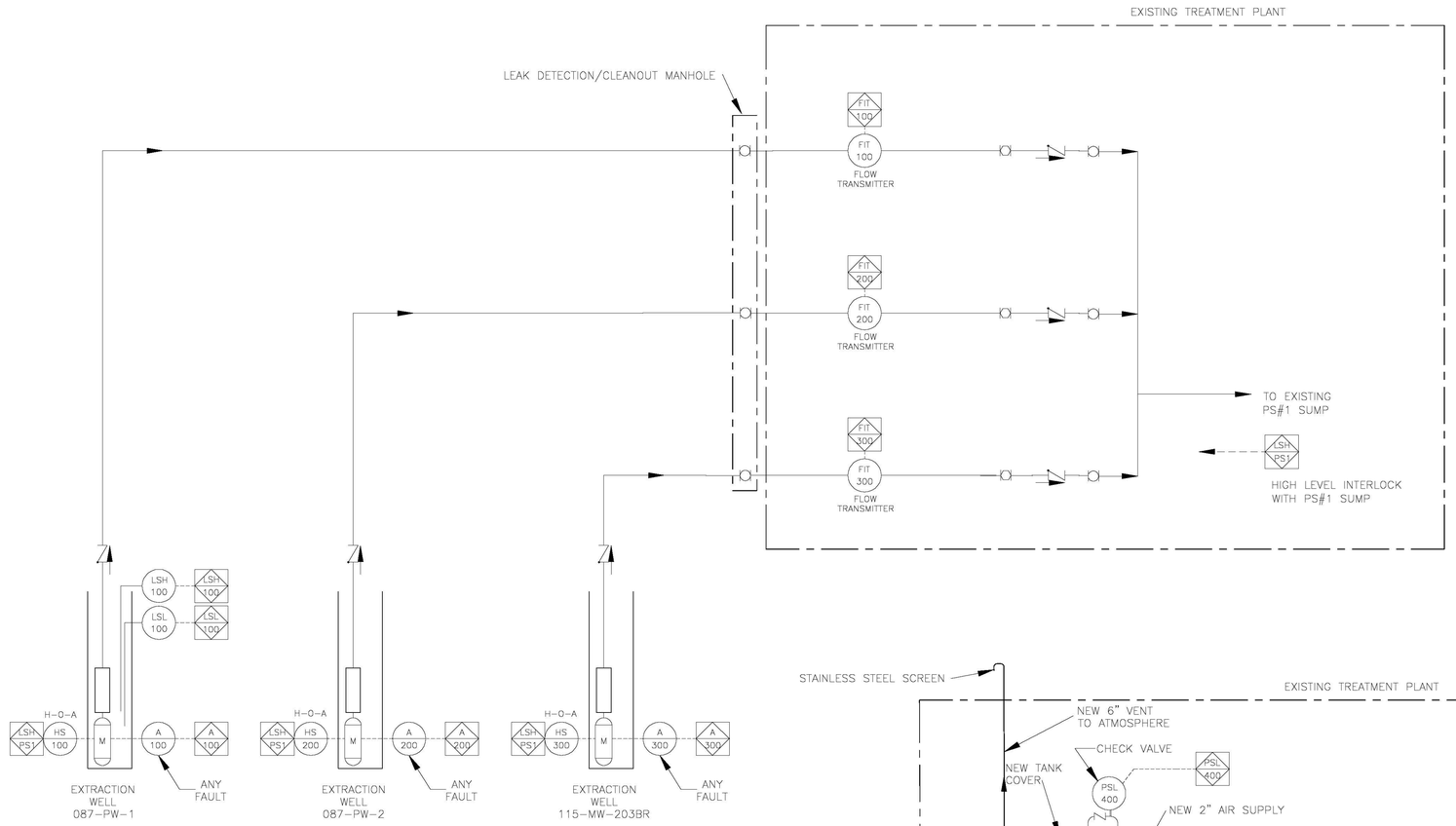

LEGEND

- CHECK VALVE
- BALL VALVE
- SEGMENTED BALL FLOW CONTROL VALVE
- M — MOTOR
- PRESSURE RELIEF VALVE
- C — NEW REGENERATIVE HIGH PRESSURE BLOWER
- AIR INTAKE FILTER
- SILENCER
- FIELD MOUNTED INSTRUMENT OR DEVICE
- PANEL MOUNTED INSTRUMENT OR DEVICE
- PROGRAMMABLE LOGIC CONTROL
- PG — PRESSURE GAUGE

LSL	LEVEL SWITCH LOW
LSH	LEVEL SWITCH HIGH
A	ALARM
FIC	FLOW INDICATING CONTROLLER
FIT	FLOW INDICATING TRANSMITTER
PSL	PRESSURE SWITCH LOW

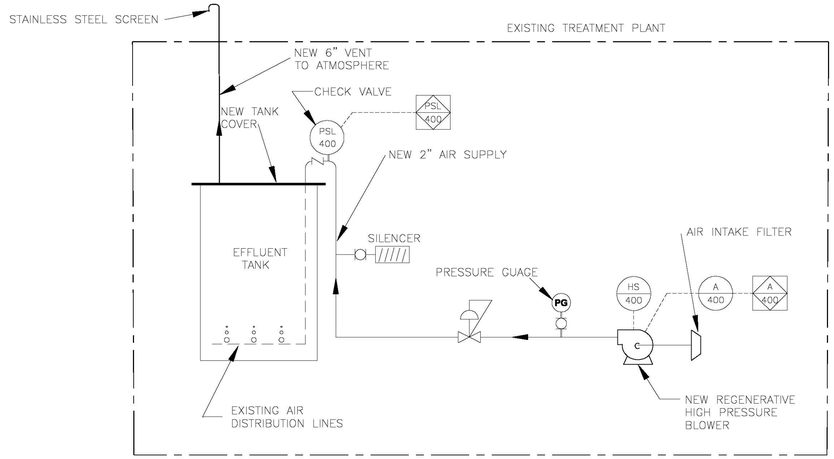

REV. NO.	DESCRIPTION OF REVISION	APPROVAL	DATE
△			
△			
△			
△			
△			
△			
△			

SEAL:

Gary J. DiPippo Date
Professional Engineer
NJ P.E. LICENSE NO.
24GE02646100

DATE: 3/3/09
SCALE: AS SHOWN
CAD FILE NO.:
DESIGNED BY: PDM
DRAWN BY: AMW
CHECKED BY: GDP

HYDROQUAL INC.
1200 MACARTHUR BOULEVARD
MAHWAH, NEW JERSEY 07430
(201) 529-5151 F: 529-5728

RECORD DRAWINGS FOR DEEP OVERBURDEN AND BEDROCK GROUNDWATER EXTRACTION AND TREATMENT

PIPING & INSTRUMENTATION DIAGRAM

STUDY AREA 7
JERSEY CITY, NEW JERSEY

PROJECT NO.: HWEL.002.007.03
DRAWING NO.: R-14

Honeywell

Appendix G: Stormwater Documentation

G-1 Monthly Outfall Reporting Summary

G-2 TADCO Log

G-3 Storm Water Pollution Prevention Plan (SWPPP)

Honeywell

SA-7 SWALE RUNOFF DATA

June 2006 Download

CS = central swale

Date Sampled	Sample Time	Sample Location	Analyte	Lab Result	Initial Hach Test Results/ pH Meter	Final Hach Test Results/ pH Meter	Units	Treatment Needed	Approximate Quantity of Ferrous Sulfate Spread	General Rainfall Description	Sampler Name	Photograph of sample location and discharge conditions
6/2/2006	8:00	115-RO-CS	pH	7.98	8.1		std unit	None		Rain Over, Slow flow	Frank Schroyer	
6/2/2006	8:00	115-RO-CS	Total Dissolved Solids	133			mg/l	None		Rain Over, Slow flow	Frank Schroyer	
6/2/2006	8:00	115-RO-CS	Chromium Total	32.9			ug/l	None		Rain Over, Slow flow	Frank Schroyer	
6/2/2006	8:00	115-RO-CS	Chromium VI	ND	30		ug/l	None		Rain Over, Slow flow	Frank Schroyer	
6/5/2006	9:15	115-RO-CS	pH	7.12	9.6	6.8	std unit	Ferrous Sulfate, No Lime	Did not record	Rain last night	Frank Schroyer	
6/5/2006	9:15	115-RO-CS	Total Dissolved Solids	246			mg/l	Ferrous Sulfate, No Lime	Did not record	Rain last night	Frank Schroyer	
6/5/2006	9:15	115-RO-CS	Chromium Total	1510			ug/l	Ferrous Sulfate, No Lime	Did not record	Rain last night	Frank Schroyer	
6/5/2006	9:15	115-RO-CS	Chromium VI	ND	Did not measure	ND	ug/l	Ferrous Sulfate, No Lime	Did not record	Rain last night	Frank Schroyer	
6/7/2006	15:00	115-RO-CS	pH	8.6	9.3	7.69	std unit	Ferrous Sulfate and Lime	Did not record	Actively Raining	Frank Schroyer	
6/7/2006	15:00	115-RO-CS	Total Dissolved Solids	172			mg/l	Ferrous Sulfate and Lime	Did not record	Actively Raining	Frank Schroyer	
6/7/2006	15:00	115-RO-CS	Chromium Total	237			ug/l	Ferrous Sulfate and Lime	Did not record	Actively Raining	Frank Schroyer	
6/7/2006	15:00	115-RO-CS	Chromium VI	ND	Did not measure	ND	ug/l	Ferrous Sulfate and Lime	Did not record	Actively Raining	Frank Schroyer	
6/8/2006	10:30	115-RO-CS	pH	7.69	10.37	7.06	std unit	Ferrous Sulfate, No Lime	Did not record	Did not record	Frank Schroyer	
6/8/2006	10:30	115-RO-CS	Total Dissolved Solids	254			mg/l	Ferrous Sulfate, No Lime	Did not record	Did not record	Frank Schroyer	
6/8/2006	10:30	115-RO-CS	Chromium Total	1750			ug/l	Ferrous Sulfate, No Lime	Did not record	Did not record	Frank Schroyer	

Date Sampled	Sample Time	Sample Location	Analyte	Lab Result	Initial Hach Test Results/ pH Meter	Final Hach Test Results/ pH Meter	Units	Treatment Needed	Approximate Quantity of Ferrous Sulfate Spread	General Rainfall Description	Sampler Name	Photograph of sample location and discharge conditions
6/8/2006	10:30	115-RO-CS	Chromium VI	ND	>600	ND	ug/l	Ferrous Sulfate, No Lime	Did not record	Did not record	Frank Schroyer	
6/9/2006	9:45	115-RO-CS	pH	6.01	10.33	6.38	std unit	Ferrous Sulfate, No Lime	Did not record	Did not record	Frank Schroyer	
6/9/2006	9:45	115-RO-CS	Total Dissolved Solids	290			mg/l	Ferrous Sulfate, No Lime	Did not record	Did not record	Frank Schroyer	
6/9/2006	9:45	115-RO-CS	Chromium Total	1330			ug/l	Ferrous Sulfate, No Lime	Did not record	Did not record	Frank Schroyer	
6/9/2006	9:45	115-RO-CS	Chromium VI	ND	>600	ND	ug/l	Ferrous Sulfate, No Lime	Did not record	Did not record	Frank Schroyer	
6/28/2006	9:05	115-RO-CS	pH	7.72	8.37		std unit	None		Heavy rain last night, light drizzle now	Frank Schroyer	
6/28/2006	9:05	115-RO-CS	Total Dissolved Solids	93			mg/l	None		Heavy rain last night, light drizzle now	Frank Schroyer	
6/28/2006	9:05	115-RO-CS	Chromium Total	20.8			ug/l	None		Heavy rain last night, light drizzle now	Frank Schroyer	
6/28/2006	9:05	115-RO-CS	Chromium VI	ND	10		ug/l	None		Heavy rain last night, light drizzle now	Frank Schroyer	
6/30/2006	9:40	115-RO-CS	pH	5.74	10.18	6.53	std unit	Ferrous Sulfate, No Lime	9 lbs	Heavy rain last night, light flow to river this morning	Frank Schroyer	
6/30/2006	9:00	115-RO-CS	Total Dissolved Solids	246			mg/l	Ferrous Sulfate, No Lime	9 lbs	Heavy rain last night, light flow to river this morning	Frank Schroyer	
6/30/2006	9:00	115-RO-CS	Chromium Total	238			ug/l	Ferrous Sulfate, No Lime	9 lbs	Heavy rain last night, light flow to river this morning	Frank Schroyer	
6/30/2006	9:00	115-RO-CS	Chromium VI	ND	170	ND	ug/l	Ferrous Sulfate, No Lime	9 lbs	Heavy rain last night, light flow to river this morning	Frank Schroyer	

Honeywell

SA-7 SWALE RUNOFF DATA

July 2006 Download

CS = central swale

Date Sampled	Sample Time	Sample Location	Analyte	Lab Result	Initial Hach Test Results/ pH Meter	Final Hach Test Results/ pH Meter	Units	Treatment Needed	Approximate Quantity of Ferrous Sulfate Spread	General Rainfall Description	Sampler Name	Photograph of sample location and discharge conditions
7/5/2006	11:00	115-RO-SCF	pH	7.16	8.53		std unit	None		Rain started at 9, heavy at times	Frank Schroyer	
7/5/2006	11:00	115-RO-SCF	Total Dissolved Solids	14			mg/l	None		Rain started at 9, heavy at times	Frank Schroyer	
7/5/2006	11:00	115-RO-SCF	Chromium Total	11.5			ug/l	None		Rain started at 9, heavy at times	Frank Schroyer	
7/5/2006	11:00	115-RO-SCF	Chromium VI	ND	10		ug/l	None		Rain started at 9, heavy at times	Frank Schroyer	
7/6/2006	11:25	115-RO-SCF	pH	6.57	10.05	6.57	std unit	Ferrous Sulfate, No Lime	6 lbs	Rain last night, light flow to river	Frank Schroyer	
7/6/2006	11:25	115-RO-SCF	Total Dissolved Solids	158			mg/l	Ferrous Sulfate, No Lime	6 lbs	Rain last night, light flow to river	Frank Schroyer	
7/6/2006	11:25	115-RO-SCF	Chromium Total	139			ug/l	Ferrous Sulfate, No Lime	6 lbs	Rain last night, light flow to river	Frank Schroyer	
7/6/2006	11:25	115-RO-SCF	Chromium VI	ND	110	ND	ug/l	Ferrous Sulfate, No Lime	6 lbs	Rain last night, light flow to river	Frank Schroyer	
7/10/2006	8:30	115-RO-SCF	pH	7.31	10.39	6.76	std unit	Ferrous Sulfate, No Lime	7 lbs	Thunder storms last night, light discharge	Frank Schroyer	
7/10/2006	8:30	115-RO-SCF	Total Dissolved Solids	243			mg/l	Ferrous Sulfate, No Lime	7 lbs	Thunder storms last night, light discharge	Frank Schroyer	
7/10/2006	8:30	115-RO-SCF	Chromium Total	325			ug/l	Ferrous Sulfate, No Lime	7 lbs	Thunder storms last night, light discharge	Frank Schroyer	
7/10/2006	8:30	115-RO-SCF	Chromium VI	ND	330	ND	ug/l	Ferrous Sulfate, No Lime	7 lbs	Thunder storms last night, light discharge	Frank Schroyer	

Date Sampled	Sample Time	Sample Location	Analyte	Lab Result	Initial Hach Test Results/ pH Meter	Final Hach Test Results/ pH Meter	Units	Treatment Needed	Approximate Quantity of Ferrous Sulfate Spread	General Rainfall Description	Sampler Name	Photograph of sample location and discharge conditions
7/13/2006	10:30	115-RO-SCF	pH	9.9	10.11	7.12	std unit	Ferrous Sulfate and Lime	6 lbs	Heavy rain last night, sprinkles now	Frank Schroyer	
7/13/2006	10:30	115-RO-SCF	Total Dissolved Solids	279			mg/l	Ferrous Sulfate and Lime	6 lbs	Heavy rain last night, sprinkles now	Frank Schroyer	
7/13/2006	10:30	115-RO-SCF	Chromium Total	119			ug/l	Ferrous Sulfate and Lime	6 lbs	Heavy rain last night, sprinkles now	Frank Schroyer	
7/13/2006	10:30	115-RO-SCF	Chromium VI	ND	150	ND	ug/l	Ferrous Sulfate and Lime	6 lbs	Heavy rain last night, sprinkles now	Frank Schroyer	
7/19/2006	9:25	115-RO-SCF	pH	8.22	9.47	7.42	std unit	Ferrous Sulfate and Lime	8 lbs	Thunder storms last night, discharge persists	Frank Schroyer	
7/19/2006	9:25	115-RO-SCF	Total Dissolved Solids	212			mg/l	Ferrous Sulfate and Lime	8 lbs	Thunder storms last night, discharge persists	Frank Schroyer	
7/19/2006	9:25	115-RO-SCF	Chromium Total	105			ug/l	Ferrous Sulfate and Lime	8 lbs	Thunder storms last night, discharge persists	Frank Schroyer	
7/19/2006	9:25	115-RO-SCF	Chromium VI	ND	120	ND	ug/l	Ferrous Sulfate and Lime	8 lbs	Thunder storms last night, discharge persists	Frank Schroyer	
7/24/2006	9:30	115-RO-SCF	pH	8.07	9.02	7.7	std unit	None	10 lbs	Heavy rain Friday and Saturday, discharge persists	Frank Schroyer	
7/24/2006	9:30	115-RO-SCF	Total Dissolved Solids	142			mg/l	None	10 lbs	Heavy rain Friday and Saturday, discharge persists	Frank Schroyer	
7/24/2006	9:30	115-RO-SCF	Chromium Total	404			ug/l	None	10 lbs	Heavy rain Friday and Saturday, discharge persists	Frank Schroyer	
7/24/2006	9:30	115-RO-SCF	Chromium VI	ND	400	ND	ug/l	None	10 lbs	Heavy rain Friday and Saturday, discharge persists	Frank Schroyer	

Honeywell

SA-7 SWALE RUNOFF DATA

August 2006 Download

Date Sampled	Sample Time (Hach/Lab)	Sample Location	Analyte	Lab Result	Initial Hach Test Results/ pH Meter	Final Hach Test Results/ pH Meter	Units	Treatment Needed	Approximate Quantity of Ferrous Sulfate/Lime Spread	General Rainfall Description	Sampler Name	Photograph of sample location and discharge conditions
8/11/2006	9:51/9:55	115-RO-SCF	pH	8.34	8.74		std unit	None		Rain last night, continued flow to river	George Pfeiffer	
8/11/2006	9:51/9:56	115-RO-SCF	Total Dissolved Solids	166			mg/l	None		Rain last night, continued flow to river	George Pfeiffer	
8/11/2006	9:51/9:57	115-RO-SCF	Chromium Total	12.9			ug/l	None		Rain last night, continued flow to river	George Pfeiffer	
8/11/2006	9:51/9:58	115-RO-SCF	Chromium VI	ND	30		ug/l	None		Rain last night, continued flow to river	George Pfeiffer	
8/28/2006	8:55/9:05	115-RO-SCF	pH	7.95	7.8		std unit	None		Rain over weekend, flow persists	Frank Schroyer	
8/28/2006	8:55/9:05	115-RO-SCF	Total Dissolved Solids	52			mg/l	None		Rain over weekend, flow persists	Frank Schroyer	
8/28/2006	8:55/9:05	115-RO-SCF	Chromium Total	ND			ug/l	None		Rain over weekend, flow persists	Frank Schroyer	
8/28/2006	8:55/9:05	115-RO-SCF	Chromium VI	ND	30		ug/l	None		Rain over weekend, flow persists	Frank Schroyer	
8/29/2006	15:00/16:10	115-RO-SCF	pH	6.8	7.83	6.02	std unit	Ferrous Sulfate and Lime	15 lbs/4 lbs	Rain began afternoon	Frank Schroyer	
8/29/2006	15:00/16:10	115-RO-SCF	Total Dissolved Solids	140			mg/l	Ferrous Sulfate and Lime	15 lbs/4 lbs	Rain began afternoon	Frank Schroyer	
8/29/2006	15:00/16:10	115-RO-SCF	Chromium Total	20.8			ug/l	Ferrous Sulfate and Lime	15 lbs/4 lbs	Rain began afternoon	Frank Schroyer	
8/29/2006	15:00/16:10	115-RO-SCF	Chromium VI	ND	80	ND	ug/l	Ferrous Sulfate and Lime	15 lbs/4 lbs	Rain began afternoon	Frank Schroyer	



Date Sampled	Sample Time (Hach/Lab)	Sample Location	Analyte	Lab Result	Initial Hach Test Results/ pH Meter	Final Hach Test Results/ pH Meter	Units	Treatment Needed	Approximate Quantity of Ferrous Sulfate/Lime Spread	General Rainfall Description	Sampler Name	Photograph of sample location and discharge conditions
8/30/2006	9:40/11:50	115-RO-SCF	pH	8.27	7.88	7.58	std unit	Ferrous Sulfate, No Lime	4lbs/0 lbs	Rain last night, scattered showers today	Frank Schroyer	
8/30/2006	9:40/11:50	115-RO-SCF	Total Dissolved Solids	92			mg/l	Ferrous Sulfate, No Lime	4lbs/0 lbs	Rain last night, scattered showers today	Frank Schroyer	
8/30/2006	9:40/11:50	115-RO-SCF	Chromium Total	44			ug/l	Ferrous Sulfate, No Lime	4lbs/0 lbs	Rain last night, scattered showers today	Frank Schroyer	
8/30/2006	9:40/11:50	115-RO-SCF	Chromium VI	ND	70	ND	ug/l	Ferrous Sulfate, No Lime	4lbs/0 lbs	Rain last night, scattered showers today	Frank Schroyer	

Honeywell

SA-7 SWALE RUNOFF DATA

September 2006 Download

Date Sampled	Sample Time (Hach/Lab)	Sample Location	Analyte	Lab Result	Initial Hach Test Results/ pH Meter	Final Hach Test Results/ pH Meter	Units	Treatment Needed	Approximate Quantity of Ferrous Sulfate/Lime Spread	General Rainfall Description	Sampler Name	Photograph of sample location and discharge conditions
9/2/2006	8:00/8:35	115-RO-SCF	pH	*6.57*	7.5	6.07	std unit	Ferrous Sulfate and Lime	6 lbs / 3 lbs	Heavy rain last night, light rain now	Frank Schroyer	
9/2/2006	8:00/8:35	115-RO-SCF	Total Dissolved Solids	152			mg/l	Ferrous Sulfate and Lime	6 lbs / 3 lbs	Heavy rain last night, light rain now	Frank Schroyer	
9/2/2006	8:00/8:35	115-RO-SCF	Chromium Total	29.2			ug/l	Ferrous Sulfate and Lime	6 lbs / 3 lbs	Heavy rain last night, light rain now	Frank Schroyer	
9/2/2006	8:00/8:35	115-RO-SCF	Chromium VI	ND	50	ND	ug/l	Ferrous Sulfate and Lime	6 lbs / 3 lbs	Heavy rain last night, light rain now	Frank Schroyer	
9/5/2006	15:50/16:00	115-RO-SCF	pH	*9.14*	8.7		std unit	None		Light rain, started mid morning	Frank Schroyer	
9/5/2006	15:50/16:00	115-RO-SCF	Total Dissolved Solids	72			mg/l	None		Light rain, started mid morning	Frank Schroyer	
9/5/2006	15:50/16:00	115-RO-SCF	Chromium Total	22.1			ug/l	None		Light rain, started mid morning	Frank Schroyer	
9/5/2006	15:50/16:00	115-RO-SCF	Chromium VI	ND	30		ug/l	None		Light rain, started mid morning	Frank Schroyer	
9/14/2006	11:20/11:35	115-RO-SCF	pH	*9.45*	8.15		std unit	None		Raining now, started last night	Frank Schroyer	
9/14/2006	11:20/11:35	115-RO-SCF	Total Dissolved Solids	119			mg/l	None		Raining now, started last night	Frank Schroyer	
9/14/2006	11:20/11:35	115-RO-SCF	Chromium Total	139			ug/l	None		Raining now, started last night	Frank Schroyer	
9/14/2006	11:20/11:35	115-RO-SCF	Chromium VI	ND	ND		ug/l	None		Raining now, started last night	Frank Schroyer	

Lab pH out of hold time

Date Sampled	Sample Time (Hach/Lab)	Sample Location	Analyte	Lab Result	Initial Hach Test Results/ pH Meter	Final Hach Test Results/ pH Meter	Units	Treatment Needed	Approximate Quantity of Ferrous Sulfate/Lime Spread	General Rainfall Description	Sampler Name
9/15/2006	10:55/11:05	115-RO-SCF	pH	7.7	7.56		std unit	None		Moderate rain	Frank Schroyer
9/15/2006	10:55/11:05	115-RO-SCF	Total Dissolved Solids	82			mg/l	None		Moderate rain	Frank Schroyer
9/15/2006	10:55/11:05	115-RO-SCF	Chromium Total	47			ug/l	None		Moderate rain	Frank Schroyer
9/15/2006	10:55/11:05	115-RO-SCF	Chromium VI	ND	10		ug/l	None		Moderate rain	Frank Schroyer

Photograph of sample location and discharge conditions



Lab pH out of hold time

Honeywell

SA-7 SWALE RUNOFF DATA

October 2006 Download

Date Sampled	Sample Time (Hach/Lab)	Sample Location	Analyte	Lab Result	Initial Hach Test Results/ pH Meter	Final Hach Test Results/ pH Meter	Units	Treatment Needed	Approximate Quantity of Ferrous Sulfate/Lime Spread	General Rainfall Description	Sampler Name	Photograph of sample location and discharge conditions
10/2/2006	14:00/14:00	115-RO-SCF	pH	*8.75*	8.48		std unit	None		Rained Sunday AM, Flow persists	Frank Schroyer	
10/2/2006	14:00/14:00	115-RO-SCF	Total Dissolved Solids	104			mg/l	None		Rained Sunday AM, Flow persists	Frank Schroyer	
10/2/2006	14:00/14:00	115-RO-SCF	Chromium Total	17			ug/l	None		Rained Sunday AM, Flow persists	Frank Schroyer	
10/2/2006	14:00/14:00	115-RO-SCF	Chromium VI	ND	20		ug/l	None		Rained Sunday AM, Flow persists	Frank Schroyer	
10/5/2006	8:25/8:35	115-RO-SCF	pH	*7.4*	7.64		std unit	None		Rain last night	Frank Schroyer	
10/5/2006	8:25/8:35	115-RO-SCF	Total Dissolved Solids	Lab mis-labeled sample; analyses not done			mg/l	None		Rain last night	Frank Schroyer	
10/5/2006	8:25/8:35	115-RO-SCF	Chromium Total				ug/l	None		Rain last night	Frank Schroyer	
10/5/2006	8:25/8:35	115-RO-SCF	Chromium VI		30		ug/l	None		Rain last night	Frank Schroyer	
10/12/2006	9:00/9:10	115-RO-SCF	pH	*7.98*	7.27		std unit	None		Drizzle now, rain last night	Frank Schroyer	
10/12/2006	9:00/9:10	115-RO-SCF	Total Dissolved Solids	133			mg/l	None		Drizzle now, rain last night	Frank Schroyer	
10/12/2006	9:00/9:10	115-RO-SCF	Chromium Total	20.8			ug/l	None		Drizzle now, rain last night	Frank Schroyer	
10/12/2006	9:00/9:10	115-RO-SCF	Chromium VI	ND	20		ug/l	None		Drizzle now, rain last night	Frank Schroyer	

Date Sampled	Sample Time (Hach/Lab)	Sample Location	Analyte	Lab Result	Initial Hach Test Results/ pH Meter	Final Hach Test Results/ pH Meter	Units	Treatment Needed	Approximate Quantity of Ferrous Sulfate/Lime Spread	General Rainfall Description	Sampler Name	Photograph of sample location and discharge conditions
10/18/2006	8:55/9:00	115-RO-SCF	pH	*7.09*	7.22		std unit	None		Drizzle now, rain last night	Frank Schroyer	
10/18/2006	8:55/9:00	115-RO-SCF	Total Dissolved Solids	62			mg/l	None		Drizzle now, rain last night	Frank Schroyer	
10/18/2006	8:55/9:00	115-RO-SCF	Chromium Total	12.8			ug/l	None		Drizzle now, rain last night	Frank Schroyer	
10/18/2006	8:55/9:00	115-RO-SCF	Chromium VI	ND	30		ug/l	None		Drizzle now, rain last night	Frank Schroyer	
10/20/2006	8:35/8:45	115-RO-SCF	pH	*7.88*	7.23		std unit	None		Light rain now, rain last night	Frank Schroyer	
10/20/2006	8:35/8:45	115-RO-SCF	Total Dissolved Solids	57			mg/l	None		Light rain now, rain last night	Frank Schroyer	
10/20/2006	8:35/8:45	115-RO-SCF	Chromium Total	13.4			ug/l	None		Light rain now, rain last night	Frank Schroyer	
10/20/2006	8:35/8:45	115-RO-SCF	Chromium VI	ND	20		ug/l	None		Light rain now, rain last night	Frank Schroyer	
10/30/2006	10:10/10:50	115-RO-SCF	pH	*7.15*	7.68	6.48	std unit	Ferrous Sulfate and Lime	5 lbs Ferrous / 1 lb Lime	Sunny now, rain over weekend	Frank Schroyer	
10/30/2006	10:10/10:50	115-RO-SCF	Total Dissolved Solids	66			mg/l	Ferrous Sulfate and Lime	5 lbs Ferrous / 1 lb Lime	Sunny now, rain over weekend	Frank Schroyer	
10/30/2006	10:10/10:50	115-RO-SCF	Chromium Total	47			ug/l	Ferrous Sulfate and Lime	5 lbs Ferrous / 1 lb Lime	Sunny now, rain over weekend	Frank Schroyer	
10/30/2006	10:10/10:50	115-RO-SCF	Chromium VI	ND	50	ND	ug/l	Ferrous Sulfate and Lime	5 lbs Ferrous / 1 lb Lime	Sunny now, rain over weekend	Frank Schroyer	

Lab pH out of hold time

Honeywell

SA-7 SWALE RUNOFF DATA

November 2006 Download

Date Sampled	Sample Time (Hach/Lab)	Sample Location	Analyte	Lab Result	Initial Hach Test Results/ pH Meter	Final Hach Test Results/ pH Meter	Units	Treatment Needed	Approximate Quantity of Ferrous Sulfate/Lime Spread	General Rainfall Description	Sampler Name	Photograph of sample location and discharge conditions
11/8/2006	9:10/9:20	115-RO-SCF	pH	*7.51*	7.1		std unit	None		Moderate to Heavy Rain	Frank Schroyer	
11/8/2006	9:10/9:20	115-RO-SCF	Total Dissolved Solids	69			mg/l	None		Moderate to Heavy Rain	Frank Schroyer	
11/8/2006	9:10/9:20	115-RO-SCF	Chromium Total	18.3			ug/l	None		Moderate to Heavy Rain	Frank Schroyer	
11/8/2006	9:10/9:20	115-RO-SCF	Chromium VI	ND	20		ug/l	None		Moderate to Heavy Rain	Frank Schroyer	
11/13/2006	9:00/10:30	115-RO-SCF	pH	*6.35*	7.33	6.17	std unit	Ferrous Sulfate and Lime	7 lbs / 1 lb	Weekend rain, drizzle today	Frank Schroyer	
11/13/2006	9:00/10:30	115-RO-SCF	Total Dissolved Solids	148			mg/l	Ferrous Sulfate and Lime	7 lbs / 1 lb	Weekend rain, drizzle today	Frank Schroyer	
11/13/2006	9:00/10:30	115-RO-SCF	Chromium Total	93.2			ug/l	Ferrous Sulfate and Lime	7 lbs / 1 lb	Weekend rain, drizzle today	Frank Schroyer	
11/13/2006	9:00/10:30	115-RO-SCF	Chromium VI	ND	90	ND	ug/l	Ferrous Sulfate and Lime	7 lbs / 1 lb	Weekend rain, drizzle today	Frank Schroyer	
11/14/2006	9:30/10:00	115-RO-SCF	pH	*7.26*	7.32	6.49	std unit	Ferrous Sulfate and Lime	4 lbs / 1 lb	Drizzle, flow persists	Frank Schroyer	
11/14/2006	9:30/10:00	115-RO-SCF	Total Dissolved Solids	122			mg/l	Ferrous Sulfate and Lime	4 lbs / 1 lb	Drizzle, flow persists	Frank Schroyer	
11/14/2006	9:30/10:00	115-RO-SCF	Chromium Total	79.4			ug/l	Ferrous Sulfate and Lime	4 lbs / 1 lb	Drizzle, flow persists	Frank Schroyer	
11/14/2006	9:30/10:00	115-RO-SCF	Chromium VI	ND	80	ND	ug/l	Ferrous Sulfate and Lime	4 lbs / 1 lb	Drizzle, flow persists	Frank Schroyer	
11/17/2006	8:00/8:10	115-RO-SCF	pH	*7.14*	6.91		std unit	None		Sunny now, rain last night	Frank Schroyer	
11/17/2006	8:00/8:10	115-RO-SCF	Total Dissolved Solids	88			mg/l	None		Sunny now, rain last night	Frank Schroyer	
11/17/2006	8:00/8:10	115-RO-SCF	Chromium Total	27.3			ug/l	None		Sunny now, rain last night	Frank Schroyer	
11/17/2006	8:00/8:10	115-RO-SCF	Chromium VI	ND	30		ug/l	None		Sunny now, rain last night	Frank Schroyer	

Lab pH out of hold time

Honeywell

SA-7 SWALE RUNOFF DATA

Decmeber 2006 Download

Date Sampled	Sample Time (Hach/Lab)	Sample Location	Analyte	Lab Result	Initial Hach Test Results/ pH Meter	Final Hach Test Results/ pH Meter	Units	Treatment Needed	Approximate Quantity of Ferrous Sulfate/Lime Spread	General Rainfall Description	Sampler Name	Photograph of sample location and discharge conditions
12/26/2006	10:00/10:45	115-RO-SCF	pH	*6.69*	7.06	6.36	std unit	Ferrous Sulfate and Soda Ash	5 lbs / 1 lb	Rained over holiday weekend, flow persists today with drizzle, Entact is pumping puddles to the outfall	Frank Schroyer	
			Total Dissolved Solids	108			mg/l					
			Chromium Total	71.5			ug/l					
			Chromium VI	26	90	ND	ug/l					

Lab pH out of hold time * Pumping confined water to spillway

Honeywell

SA-7 SWALE RUNOFF DATA

January 2007 Download

Date Sampled	Sample Time (Hach/Lab)	Sample Location	Analyte	Lab Result	Initial Hach Test Results/ pH Meter	Final Hach Test Results/ pH Meter	Units	Treatment Needed	Approximate Quantity of Ferrous Sulfate/Lime Spread	General Rainfall Description	Sampler Name	Photograph of sample location and discharge conditions
1/2/2007	8:30/8:40	115-RO-SCF	pH	*7.16*	7.14		std unit	None		Flow persists from rain yesterday	Frank Schroyer	
			Total Dissolved Solids	54			mg/l					
			Chromium Total	42.3			ug/l					
			Chromium VI	34	40		ug/l					
1/5/2007	15:00/15:15	115-RO-SCF	pH	*6.39*	7.58	6.23	std unit	Ferrous Sulfate	2 lbs / 0 lb	Light rain, discharge rate is a low dribble	Frank Schroyer	
			Total Dissolved Solids	77			mg/l					
			Chromium Total	177			ug/l					
			Chromium VI	35	150	ND	ug/l					
1/8/2007	9:45/10:20	115-RO-SCF	pH	*6.16*	6.87	6.55	std unit	Ferrous Sulfate	9 lbs / 0 lb	Raining	Frank Schroyer	
			Total Dissolved Solids	46			mg/l					
			Chromium Total	96.5			ug/l					
			Chromium VI	ND	90	ND	ug/l					

Honeywell

SA-7 SWALE RUNOFF DATA

February 2007 Download

Date Sampled	Sample Time (Hach/Lab)	Sample Location	Analyte	Lab Result	Initial Hach Test Results/ pH Meter	Final Hach Test Results/ pH Meter	Units	Treatment Needed	Approximate Quantity of Ferrous Sulfate/Lime Spread	General Rainfall Description	Sampler Name
There were no discharges to sample this month.			pH				std unit	None			Frank Schroyer
			Dissolved Solids				mg/l				
			Chromium Total				ug/l				
			Chromium VI				ug/l				

Honeywell

SA-7 SWALE RUNOFF DATA

March 2007 Download

Date Sampled	Sample Time (Hach/Lab)	Sample Location	Analyte	Lab Result	Initial Hach Test Results/ pH Meter	Final Hach Test Results/ pH Meter	Units	Treatment Needed	Approximate Quantity of Ferrous Sulfate/Lime Spread	General Rainfall Description	Sampler Name	Photograph of sample location and discharge conditions
3/2/2007	8:00/8:30	South Central Flume	pH	*7.51*	7.74	8.31	std unit	Ferrous Sulfate and Soda Ash	17 lbs / 2 lbs	Moderate rain, swift spillway flow but dropping, peak flow seems past. Earlier Hach testing was <50 ug/l.	Frank Schroyer	
			Total Dissolved Solids	143			mg/l					
			Chromium Total	163			ug/l					
			Chromium VI	ND	60	ND	ug/l					
3/20/2007 *	16:30/17:20	South Central Flume	pH	*6.05*	8.09	6.6	std unit	Ferrous Sulfate and Soda Ash	14 lbs / <1 lbs	Sunny, high temperatures causing snow melt. Low to moderate flow to River.	Frank Schroyer	
			Total Dissolved Solids	81			mg/l					
			Chromium Total	41.9			ug/l					
			Chromium VI	ND	50	ND	ug/l					

* March 16, 2007 precipitation event fell as snow and ice, discharge did not occur until March 20, 2007.

Lab pH readings are out of hold time for pH analysis.

Honeywell

SA-7 SWALE RUNOFF DATA

April 2007 Download

Date Sampled	Sample Time (Hach/Lab)	Sample Location	Analyte	Lab Result	Initial Hach Test Results/ pH Meter	Final Hach Test Results/ pH Meter	Units	Treatment Needed	Approximate Quantity of Ferrous Sulfate/Lime Spread	General Rainfall Description	Sampler Name	Photograph of sample location and discharge conditions
4/4/2007	15:00/15:10	South Central Flume	pH	*7.11*	8.06		std unit	No		Drizzle/Light Rain Moderate Flow	Frank Schroyer	
			Total Dissolved Solids	32			mg/l					
			Chromium Total	70.8			ug/l					
			Chromium VI	ND	30		ug/l					
4/12/2007	9:30/9:45	South Central Flume	pH	*8.05*	7.55		std unit	No		Heavy Rain Nearly first flow to River	Frank Schroyer	
			Total Dissolved Solids	38			mg/l					
			Chromium Total	130			ug/l					
			Chromium VI	ND	ND		ug/l					
4/15/2007	16:45/16:45	South Central Flume	pH	*6.61*	7.4		std unit	No		Heavy to Moderate Rain Flow to River very high still	Frank Schroyer	
			Total Dissolved Solids	59			mg/l					
			Chromium Total	54			ug/l					
			Chromium VI	26	30		ug/l					
4/16/2007	9:30/10:15	South Central Flume	pH	*6.3*	7.73	6.88	std unit	Ferrous Sulfate	10 lbs	Moderate Rain, Low to moderate flow to River	Frank Schroyer	
			Total Dissolved Solids	80			mg/l					
			Chromium Total	243			ug/l					
			Chromium VI	ND	90	ND	ug/l					

Date Sampled	Sample Time (Hach/Lab)	Sample Location	Analyte	Lab Result	Initial Hach Test Results/ pH Meter	Final Hach Test Results/ pH Meter	Units	Treatment Needed	Approximate Quantity of Ferrous Sulfate/Lime Spread	General Rainfall Description	Sampler Name	Photograph of sample location and discharge conditions
4/27/2007	8:45/8:45	South Central Flume	pH	*6.54*	6.7		std unit	No		Alternating Light/Heavy Rain, Low to moderate flow to River	Frank Schroyer	
			Total Dissolved Solids	18			mg/l					
			Chromium Total	34.8			ug/l					
			Chromium VI	14	30		ug/l					

Laboratory pH out of hold time

Honeywell

SA-7 SWALE RUNOFF DATA

May 2007 Download

Date Sampled	Sample Time (Hach/Lab)	Sample Location	Analyte	Lab Result	Initial Hach Test Results/ pH Meter	Final Hach Test Results/ pH Meter	Units	Treatment Needed	Approximate Quantity of Ferrous Sulfate/Lime Spread	General Rainfall Description	Sampler Name	Photograph of sample location and discharge conditions
5/2/2007	8:20/8:20	South Central Flume	pH	*7.09*	6.81		std unit	No		Overnight rain ended, very low flow to the River persists	Frank Schroyer	
			Total Dissolved Solids	71			mg/l					
			Chromium Total	31.8			ug/l					
			Chromium VI	19	30		ug/l					
5/17/2007	12:45/12:45	South Central Flume	pH	*6.84*	7.05		std unit	No		Rained last night, no discharge to River until now, very low flow	Frank Schroyer	
			Total Dissolved Solids	87			mg/l					
			Chromium Total	37.1			ug/l					
			Chromium VI	22	20		ug/l					

Laboratory pH out of hold time

Honeywell

SA-7 SWALE RUNOFF DATA

June 2007 Download

Date Sampled	Sample Time (Hach/Lab)	Sample Location	Analyte	Lab Result	Initial Hach Test Results/ pH Meter	Final Hach Test Results/ pH Meter	Units	Treatment Needed	Approximate Quantity of Ferrous Sulfate/Lime Spread	General Rainfall Description	Sampler Name	Photograph of sample location and discharge conditions
6/4/2007	07:55/8:00	South Central Flume	pH	*6.85*	6.68		std unit	No		Medium steady rain, started yesterday. Low flow to the River.	Frank Schroyer	
			Total Dissolved Solids	34			mg/l					
			Chromium Total	25			ug/l					
			Chromium VI	11	40		ug/l					
6/13/2007	07:50/07:50	South Central Flume	pH	*6.51*	6.21		std unit	No		Rained last night, Entact is pumping non-exclusion zone ponded stormwater to flow to the back of the site	Frank Schroyer	
			Total Dissolved Solids	54			mg/l					
			Chromium Total	24.4			ug/l					
			Chromium VI	ND	30		ug/l					
6/20/2007	08:20/08:30	South Central Flume	pH	*6.62*	6.21		std unit	No		Light rain, Entact is pumping	Frank Schroyer	
			Total Dissolved Solids	60			mg/l					
			Chromium Total	14			ug/l					
			Chromium VI	ND	30		ug/l					
06/22//2007	08:00/08:00	South Central Flume	pH	*6.98*	6.86		std unit	No		Rain last night, Entact is pumping	Frank Schroyer	
			Total Dissolved Solids	72			mg/l					
			Chromium Total	14.5			ug/l					
			Chromium VI	ND	30		ug/l					

Date Sampled	Sample Time (Hach/Lab)	Sample Location	Analyte	Lab Result	Initial Hach Test Results/ pH Meter	Final Hach Test Results/ pH Meter	Units	Treatment Needed	Approximate Quantity of Ferrous Sulfate/Lime Spread	General Rainfall Description	Sampler Name	Photograph of sample location and discharge conditions
6/28/2007	10:20/10:25	South Central Flume	pH	*6.83*	7.17		std unit	No		Rained (1/4") last night, no discharge to River until Entact started pumping	Frank Schroyer	
			Total Dissolved Solids	149			mg/l					
			Chromium Total	15.6			ug/l					
			Chromium VI	ND	20		ug/l					

Honeywell

SA-7 SWALE RUNOFF DATA

July 2007 Download

Date Sampled	Sample Time (Hach/Lab)	Sample Location	Analyte	Lab Result	Initial Hach Test Results/ pH Meter	Final Hach Test Results/ pH Meter	Units	Treatment Needed	Approximate Quantity of Ferrous Sulfate/Lime Spread	General Rainfall Description	Sampler Name	Photograph of sample location and discharge conditions
7/5/2007	07:45/7:50	South Central Flume	pH	*6.22*	6.32		std unit	No		Rained 1 1/2" last night, flow persists, Entact is pumping	Frank Schroyer	
			Total Dissolved Solids	30			mg/l					
			Chromium Total	17.1			ug/l					
			Chromium VI	ND	20		ug/l					
7/6/2007	07:30/08:15	South Central Flume	pH	*7.79 Before / 6.36 After Tmt*	7.31	6.34	std unit	Yes, as a precaution	3 lbs/0 lbs	Flow persists from last night, Entact is pumping	Frank Schroyer	
			Total Dissolved Solids	60 Before / 71 After Tmt			mg/l					
			Chromium Total	47.2 After Tmt			ug/l					
			Chromium VI	33 Before / ND After Tmt	50	ND	ug/l					
7/12/2007	7:45/07:50	South Central Flume	pH	*6.72*	6.41		std unit	No		Flow persists from storm last night, Entact is pumping	Frank Schroyer	
			Total Dissolved Solids	38			mg/l					
			Chromium Total	ND			ug/l					
			Chromium VI	ND	20		ug/l					

Honeywell

SA-7 SWALE RUNOFF DATA

July 2007 Download

Date Sampled	Sample Time (Hach/Lab)	Sample Location	Analyte	Lab Result	Initial Hach Test Results/ pH Meter	Final Hach Test Results/ pH Meter	Units	Treatment Needed	Approximate Quantity of Ferrous Sulfate/Lime Spread	General Rainfall Description	Sampler Name	Photograph of sample location and discharge conditions
7/13/2007	08:35/08:40	South Central Flume	pH	*7.01*	7.82		std unit	No		Very low flow persists from rain on the 11th, Entact is pumping	Frank Schroyer	
			Total Dissolved Solids	57			mg/l					
			Chromium Total	27.7			ug/l					
			Chromium VI	13	30		ug/l					
7/18/2007	7:30/7:35	South Central Flume	pH	*6.19*	6.32		std unit	No		Moderate rain, low flow to River, Entact is pumping	Frank Schroyer	
			Total Dissolved Solids	70			mg/l					
			Chromium Total	27.2			ug/l					
			Chromium VI	ND	20		ug/l					
7/23/2007	10:10/10:15	South Central Flume	pH	*6.47*	6.46		std unit	No		Moderate to heavy rain, moderate flow to River, Entact is pumping	Frank Schroyer	
			Total Dissolved Solids	16			mg/l					
			Chromium Total	30.2			ug/l					
			Chromium VI	ND	40		ug/l					

Honeywell

SA-7 SWALE RUNOFF DATA

August 2007 Download

Date Sampled	Sample Time (Hach/Lab)	Sample Location	Analyte	Lab Result	Initial Hach Test Results/ pH Meter	Final Hach Test Results/ pH Meter	Units	Treatment Needed	Approximate Quantity of Ferrous Sulfate/Lime Spread	General Rainfall Description	Sampler Name	Photograph of sample location and discharge conditions
8/8/2007	11:50/11:50	South Sluiceway	pH	*6.21*	6.82		std unit	No		Partly cloudy, rain flooded Route 1 & 9 this morning	George Pfeiffer	
			Total Dissolved Solids	66			mg/l					
			Chromium Total	20.8			ug/l					
			Chromium VI	ND	10		ug/l					
8/10/2007	9:00/9.01	South Sluiceway	pH	*6.58*	7.09		std unit	No		Overcast and raining. Rain started at 6:30 AM	George Pfeiffer	
			Total Dissolved Solids	35			mg/l					
			Chromium Total	44.2			ug/l					
			Chromium VI	11	20		ug/l					
8/21/2007	7:40/8:40	South Sluiceway	pH	*6.61 Before / 5.65 After Tmt*	7.33	6.47	std unit	Yes, but not needed as lab results show compliance before treatment	10 lbs/0 lbs	Low to moderate flow to river, light rain. Entact is pumping	Frank Schroyer	
			Total Dissolved Solids	86 Before / 102 After Tmt			mg/l					
			Chromium Total	32.9 After Tmt			ug/l					
			Chromium VI	21 Before / ND After Tmt	50	10	ug/l					

Honeywell

SA-7 SWALE RUNOFF DATA

September 2007 Download

Date Sampled	Sample Time (Hach/Lab)	Sample Location	Analyte	Lab Result	Initial Hach Test Results/ pH Meter	Final Hach Test Results/ pH Meter	Units	Treatment Needed	Approximate Quantity of Ferrous Sulfate/Lime Spread	General Rainfall Description	Sampler Name	Photograph of sample location and discharge conditions
9/11/2007	13:15/13:20	South Sluiceway	pH	*6.54*	7.52		std unit	No		Drizzle followed by heavy then moderate rain. Moderate to heavy flow to River.	Frank Schroyer	
			Total Dissolved Solids	40			mg/l					
			Chromium Total	119			ug/l					
			Chromium VI	ND	ND		ug/l					

Honeywell

SA-7 SWALE RUNOFF DATA

October 2007 Download

Date Sampled	Sample Time (Hach/Lab)	Sample Location	Analyte	Lab Result	Initial Hach Test Results/ pH Meter	Final Hach Test Results/ pH Meter	Units	Treatment Needed	Approximate Quantity of Ferrous Sulfate/Soda Ash Spread	General Rainfall Description	Sampler Name	Photograph of sample location and discharge conditions
10/11/2007	17:20/17:20	South Sluiceway	pH	*7.03*	6.9		std unit	No		Showers earlier, light rain now. Light to moderate flow to River. No puddle pumping.	Frank Schroyer	
			Total Dissolved Solids	100			mg/l					
			Chromium Total	86.4			ug/l					
			Chromium VI	ND	20		ug/l					
10/11/2007	17:50/17:50	North Sluiceway	pH	*7.01*	7.11		std unit	No		Rain slows to nothing. Very low flow to River. No puddle pumping.	Frank Schroyer	
			Total Dissolved Solids	59			mg/l					
			Chromium Total	18.3			ug/l					
			Chromium VI	ND	20		ug/l					
10/12/2007	7:45/9:20	South Sluiceway	pH	*Before Tmt 7.05/6.49 After Tmt*	7.13	6.65	std unit	Yes	8 lbs/1 lb	Rain last night, drizzle persists. Low flow to River. No puddle pumping	Frank Schroyer	
			Total Dissolved Solids	Before Tmt169/178 After Tmt			mg/l					
			Chromium Total	Before Tmt 119/116 After Tmt			ug/l					
			Chromium VI	74 Before Tmt/ND After Tmt	90	ND	ug/l					

Date Sampled	Sample Time (Hach/Lab)	Sample Location	Analyte	Lab Result	Initial Hach Test Results/ pH Meter	Final Hach Test Results/ pH Meter	Units	Treatment Needed	Approximate Quantity of Ferrous Sulfate/Soda Ash Spread	General Rainfall Description	Sampler Name	Photograph of sample location and discharge conditions
10/12/2007	8:35/8:35	North Sluiceway	pH	*6.69*	7.14		std unit	No		Rain last night, drizzle ends. Low flow to River. No puddle pumping	Frank Schroyer	
			Total Dissolved Solids	127			mg/l					
			Chromium Total	19.9			ug/l					
			Chromium VI	ND	30		ug/l					
10/19/2007	16:28/16:42	South Sluiceway	pH	*7.1*	8.22		std unit	No		Partly cloudy	George Pfieffer	
			Total Dissolved Solids	125			mg/l					
			Chromium Total	94.7			ug/l					
			Chromium VI	13	ND		ug/l					
10/25/2007	9:30/10:20	South Sluiceway	pH	*Before Tmt 7.1/5.86 After Tmt*	8.17	7.01	std unit	Yes	3lbs/0lbs	Rain last night, drizzle now. Low flow to River.	Frank Schroyer	
			Total Dissolved Solids	Before Tmt 99/129 After Tmt			mg/l					
			Chromium Total	Before Tmt 119/ 67.7 After Tmt			ug/l					
			Chromium VI	Before Tmt 13/ND After Tmt	60	20	ug/l					

Date Sampled	Sample Time (Hach/Lab)	Sample Location	Analyte	Lab Result	Initial Hach Test Results/ pH Meter	Final Hach Test Results/ pH Meter	Units	Treatment Needed	Approximate Quantity of Ferrous Sulfate/Soda Ash Spread	General Rainfall Description	Sampler Name	Photograph of sample location and discharge conditions
10/27/2007	11:50/11:50	South Sluiceway	pH	*Saturday- no lab samples taken*	8.19		std unit	No		1.36" rain last 24 hours, drizzle now. Low flow to River. No pumping.	Frank Schroyer	
			Total Dissolved Solids				mg/l					
			Chromium Total				ug/l					
			Chromium VI		30		ug/l					
10/27/2007	12:20/12:20	North Sluiceway	pH	*Saturday- no lab samples taken*	8.04		std unit	No		1.36" rain last 24 hours, drizzle now. Low flow to River. No pumping.	Frank Schroyer	
			Total Dissolved Solids				mg/l					
			Chromium Total				ug/l					
			Chromium VI		20		ug/l					

Honeywell

SA-7 SWALE RUNOFF DATA

November 2007 Download

Date Sampled	Sample Time (Hach/Lab)	Sample Location	Analyte	Lab Result	Initial Hach Test Results/ pH Meter	Final Hach Test Results/ pH Meter	Units	Treatment Needed	Approximate Quantity of Ferrous Sulfate/Soda Ash Spread	General Rainfall Description	Sampler Name	Photograph of sample location and discharge conditions
11/6/2007	07:45/08:20	South Sluiceway	pH	*6.7 Before Tmt /5.99 After Tmt*	7.87	6.86	std unit	Yes	7 lbs / 0 lbs	Medium rain. Water truck is spraying along south platform.	Frank Schroyer	
			Total Dissolved Solids	70 Before Tmt/104 After Tmt			mg/l					
			Chromium Total	219 After Tmt			ug/l					
			Chromium VI	58 Before Tmt/ND After Tmt	90	ND	ug/l					
11/6/2007	09:00/09:50	North Sluiceway	pH	*6.32 Before Tmt /5.96 After Tmt*	7.62	7.17	std unit	Yes	2 lbs / 0lbs	Light to medium rain. No puddle pumping.	Frank Schroyer	
			Total Dissolved Solids	35 Before Tmt/46 After Tmt			mg/l					
			Chromium Total	24.2 After Tmt			ug/l					
			Chromium VI	ND Before Tmt/ND After Tmt	60	20	ug/l					
11/15/2007	14:00/14:25	South Sluiceway	pH	*6.73 Before Tmt /5.47 After Tmt*	7.84	6.77	std unit	Yes	7 lbs/ 0 lb	Light rain. No puddle pumping.	Frank Schroyer	
			Total Dissolved Solids	29 Before Tmt/137 After Tmt			mg/l					
			Chromium Total	155 After Tmt			ug/l					
			Chromium VI	34 Before Tmt/16 After Tmt	50	ND	ug/l					

Date Sampled	Sample Time (Hach/Lab)	Sample Location	Analyte	Lab Result	Initial Hach Test Results/ pH Meter	Final Hach Test Results/ pH Meter	Units	Treatment Needed	Approximate Quantity of Ferrous Sulfate/Soda Ash Spread	General Rainfall Description	Sampler Name	Photograph of sample location and discharge conditions
11/15/2007	14:50/14:50	North Sluiceway	pH	*6.4*	7.67		std unit	No		Occasional light rain. No puddle pumping.	Frank Schroyer	
			Total Dissolved Solids	35			mg/l					
			Chromium Total	16.9			ug/l					
			Chromium VI	11	30		ug/l					
11/19/2007	9:55/9:55	South Sluiceway	pH	*6.99*	7.55		std unit	No		Light-medium snow/rain. No pumping	Frank Schroyer	
			Total Dissolved Solids	111			mg/l					
			Chromium Total	45.2			ug/l					
			Chromium VI	ND	20		ug/l					
11/26/2007	8:00/8:00	South Sluiceway	pH	*5.89*	7.79		std unit	No		Light rain, heavy earlier. No pumping.	Frank Schroyer	
			Total Dissolved Solids	19			mg/l					
			Chromium Total	107			ug/l					
			Chromium VI	31	30		ug/l					

Date Sampled	Sample Time (Hach/Lab)	Sample Location	Analyte	Lab Result	Initial Hach Test Results/ pH Meter	Final Hach Test Results/ pH Meter	Units	Treatment Needed	Approximate Quantity of Ferrous Sulfate/Soda Ash Spread	General Rainfall Description	Sampler Name	Photograph of sample location and discharge conditions
11/26/2007	8:30/8:30	North Sluiceway	pH	*6*	7.36		std unit	No		Light rain, heavy earlier. No pumping.	Frank Schroyer	
			Total Dissolved Solids	104			mg/l					
			Chromium Total	ND			ug/l					
			Chromium VI	ND	10		ug/l					

Honeywell

SA-7 SWALE RUNOFF DATA

December 2007 Download

Date Sampled	Sample Time (Hach/Lab)	Sample Location	Analyte	Lab Result	Initial Hach Test Results/ pH Meter	Final Hach Test Results/ pH Meter	Units	Treatment Needed	Approximate Quantity of Ferrous Sulfate/Soda Ash Spread	General Rainfall Description	Sampler Name	Photograph of sample location and discharge conditions
12/10/2007	10:40/11:20	North Sluiceway	pH	*7.3 Before Tmt /7.14 After Tmt*	7.74	7.08	std unit	Yes	4 lbs / 0 lbs	Rain last night and this morming. Pumping to North swale.	Frank Schroyer	
			Total Dissolved Solids	330 Before Tmt/317 After Tmt			mg/l					
			Chromium Total	114 Before / 217After Tmt			ug/l					
			Chromium VI	78 Before Tmt/ND After Tmt	60	ND	ug/l					
12/13/2007	15:15/15:15	North Sluiceway	pH	*6.08*	6.35		std unit	No		Sleet, rain, slush. No pumping.	Frank Schroyer	
			Total Dissolved Solids	<10			mg/l					
			Chromium Total	17.8			ug/l					
			Chromium VI	ND	10		ug/l					
12/16/2007	1:14/1:48	North Sluiceway	pH		7.48		std unit	No		Medium rain. No puddle pumping.	TADCO's Mike Sefin	
			Total Dissolved Solids				mg/l					
			Chromium Total				ug/l					
			Chromium VI		10		ug/l					

Honeywell

SA-7 SWALE RUNOFF DATA

December 2007 Download

Date Sampled	Sample Time (Hach/Lab)	Sample Location	Analyte	Lab Result	Initial Hach Test Results/ pH Meter	Final Hach Test Results/ pH Meter	Units	Treatment Needed	Approximate Quantity of Ferrous Sulfate/Soda Ash Spread	General Rainfall Description	Sampler Name	Photograph of sample location and discharge conditions
12/27/2007	13:40/13:40	North Sluiceway	pH	7.02	7.39		std unit	No		Light rain, drizzle now. No puddle pumping.	Frank Schroyer	
			Total Dissolved Solids	150			mg/l					
			Chromium Total	11.6			ug/l					
			Chromium VI	ND	10		ug/l					
12/29/2007	3:40/4:12	North Sluiceway	pH		7.04		std unit	No		Rain off and on. No pumping	TADCO's Mike Sefin	
			Total Dissolved Solids				mg/l					
			Chromium Total				ug/l					
			Chromium VI		10		ug/l					
12/31/2007	3:11/3:52	North Sluiceway	pH		7.17		std unit	No		Drizzel. No pumping.	TADCO's Mike Sefin	
			Total Dissolved Solids				mg/l					
			Chromium Total				ug/l					
			Chromium VI		30		ug/l					

Honeywell

SA-7 SWALE RUNOFF DATA

December 2007 Download

Date Sampled	Sample Time (Hach/Lab)	Sample Location	Analyte	Lab Result	Initial Hach Test Results/ pH Meter	Final Hach Test Results/ pH Meter	Units	Treatment Needed	Approximate Quantity of Ferrous Sulfate/Soda Ash Spread	General Rainfall Description	Sampler Name	Photograph of sample location and discharge conditions
12/31/2007	7:40/7:40	North Sluiceway	pH	*7.06*	7.89		std unit	No		Rain last night No pumping.	Frank Schroyer	
			Total Dissolved Solids	115			mg/l					
			Chromium Total	<10			ug/l					
			Chromium VI	10	40		ug/l					

Honeywell

SA-7 SWALE RUNOFF DATA

January 2008 Download

Date Sampled	Sample Time (Hach/Lab)	Sample Location	Analyte	Lab Result	Initial Hach Test Results/ pH Meter	Final Hach Test Results/ pH Meter	Units	Treatment Needed	Approximate Quantity of Ferrous Sulfate/Soda Ash Spread	General Rainfall Description	Sampler Name	Photograph of sample location and discharge conditions
1/11/2008	7:40/7:40	North Sluiceway (South is Closed)	pH	*6.42*	7.52		std unit	No		Heavier rain earlier, light rain now. No pumping.	Frank Schroyer	
			Total Dissolved Solids	26			mg/l					
			Chromium Total	21.2			ug/l					
			Chromium VI	ND	20		ug/l					
1/14/2008	7:35/7:35	North Sluiceway (South is Closed)	pH	*7.16*	7.93		std unit	No		Wet snow, rain earlier, drizzle now. No pumping.	Frank Schroyer	
			Total Dissolved Solids	481			mg/l					
			Chromium Total	ND			ug/l					
			Chromium VI	ND	20		ug/l					
1/18/2008	7:55/7:55	North Sluiceway (South is Closed)	pH	*7.18*	7.6		std unit	No		Rain overnight, clearing now. No pumping	Frank Schroyer	
			Total Dissolved Solids	190			mg/l					
			Chromium Total	12.2			ug/l					
			Chromium VI	ND	20		ug/l					

Honeywell

SA-7 SWALE RUNOFF DATA

February 2008 Download

Date Sampled	Sample Time (Hach/Lab)	Sample Location	Analyte	Lab Result	Initial Hach Test Results/ pH Meter	Final Hach Test Results/ pH Meter	Units	Treatment Needed	Approximate Quantity of Ferrous Sulfate/Soda Ash Spread	General Rainfall Description	Sampler Name	Photograph of sample location and discharge conditions
2/1/2008	11:40/11:40	North Sluiceway (South is Closed)	pH	*6.01*	7.05		std unit	No		Moderate to heavy rain, low flow to river. No pumping.	Frank Schroyer	
			Total Dissolved Solids	43			mg/l					
			Chromium Total	152			ug/l					
			Chromium VI	ND	10		ug/l					
2/13/2008	7:50/7:50	North Sluiceway (South is Closed)	pH	*6.95*	8.92		std unit	No		Snow overnight, rain now. No pumping.	Frank Schroyer	
			Total Dissolved Solids	60			mg/l					
			Chromium Total	ND			ug/l					
			Chromium VI	ND	20		ug/l					
2/14/2008	7:35/8:20	North Sluiceway (South is Closed)	pH	*6.94 Before / 5.49 After*	7.69	6.88	std unit	Yes, but actually not needed.	12 lbs/ 0 lbs	Rain and snow yesterday, low to moderate flow to river. No pumping	Frank Schroyer	
			Total Dissolved Solids	100 Before / 207 After			mg/l					
			Chromium Total	36.2 After Tmt			ug/l					
			Chromium VI	20 Before Tmt / ND After Tmt	50	ND	ug/l					

Date Sampled	Sample Time (Hach/Lab)	Sample Location	Analyte	Lab Result	Initial Hach Test Results/ pH Meter	Final Hach Test Results/ pH Meter	Units	Treatment Needed	Approximate Quantity of Ferrous Sulfate/Soda Ash Spread	General Rainfall Description	Sampler Name	Photograph of sample location and discharge conditions
2/15/2008	9:45/9:45	North Sluiceway (South is Closed)	pH	*6.64*	7.46		std unit	No		Cloudy today, flow persists from previous rain and snow melt. No pumping	Frank Schroyer	
			Total Dissolved Solids	168			mg/l					
			Chromium Total	56.6			ug/l					
			Chromium VI	ND	10		ug/l					
2/18/2008	6:42/7:25	North Sluiceway (South is Closed)	pH		7.36		std unit	No		Light rain.	TADCO, MS	
			Total Dissolved Solids				mg/l					
			Chromium Total				ug/l					
			Chromium VI		20		ug/l					

Honeywell

SA-7 SWALE RUNOFF DATA

March 2008 Download

Date Sampled	Sample Time (Hach/Lab)	Sample Location	Analyte	Lab Result	Initial Hach Test Results/ pH Meter	Final Hach Test Results/ pH Meter	Units	Treatment Needed	Approximate Quantity of Ferrous Sulfate/Soda Ash Spread	General Rainfall Description	Sampler Name	Photograph of sample location and discharge conditions
3/5/2008	4:53/6:38	North Sluiceway (South is Closed)	pH		7.38		std unit	No		Heavy rain	TADCO, MS	
			Total Dissolved Solids				mg/l					
			Chromium Total				ug/l					
			Chromium VI		30		ug/l					
3/5/2008	8:45/8:45	North Sluiceway (South is Closed)	pH	*7.5*	7.67		std unit	No		Drizzle/light rain. Very low flow to river.	Frank Schroyer	
			Total Dissolved Solids	194			mg/l					
			Chromium Total	14.3			ug/l					
			Chromium VI	ND	20		ug/l					
3/7/2008	19:15/19:15	North Sluiceway (South is Closed)	pH		6.93		std unit	No		Light to moderate rain, low flow to river. No pumping.	Frank Schroyer	
			Total Dissolved Solids				mg/l					
			Chromium Total				ug/l					
			Chromium VI		20		ug/l					
3/8/2008	12:38/2:35	North Sluiceway (South is Closed)	pH		7.79		std unit	No		Rain and windy.	TADCO, MS	
			Total Dissolved Solids				mg/l					
			Chromium Total				ug/l					
			Chromium VI		30		ug/l					

Date Sampled	Sample Time (Hach/Lab)	Sample Location	Analyte	Lab Result	Initial Hach Test Results/ pH Meter	Final Hach Test Results/ pH Meter	Units	Treatment Needed	Approximate Quantity of Ferrous Sulfate/Soda Ash Spread	General Rainfall Description	Sampler Name	Photograph of sample location and discharge conditions
3/10/2008	9:15/9:15	North Sluiceway (South is Closed)	pH	*7.22*	8.17		std unit	No		Sunny, low flow persists from weekend. No pumping.	Frank Schroyer	
			Total Dissolved Solids	249			mg/l					
			Chromium Total	22.1			ug/l					
			Chromium VI	17	40		ug/l					
3/19/2008	15:50/15:50	North Sluiceway (South is Closed)	pH	*6.96*	8:10		std unit	No		Light to moderate rain, low flow to river. No pumping.	Frank Schroyer	
			Total Dissolved Solids	49			mg/l					
			Chromium Total	110			ug/l					
			Chromium VI	ND	20		ug/l					
3/20/2008	3:15/5:30	North Sluiceway (South is Closed)	pH		7.67		std unit	No		Rain	TADCO, MS	
			Total Dissolved Solids				mg/l					
			Chromium Total				ug/l					
			Chromium VI		20		ug/l					
3/20/2008	8:00/8:00	North Sluiceway (South is Closed)	pH	*7.26*	8.03		std unit	No		Clowdy and very windy, low flow to river persists. No pumping.	Frank Schroyer	
			Total Dissolved Solids	121			mg/l					
			Chromium Total	14.8			ug/l					
			Chromium VI	ND	40		ug/l					

Honeywell

SA-7 SWALE RUNOFF DATA

April 2008 Download

Date Sampled	Sample Time (Hach/Lab)	Sample Location	Analyte	Lab Result	Initial Hach Test Results/ pH Meter	Final Hach Test Results/ pH Meter	Units	Treatment Needed	Approximate Quantity of Ferrous Sulfate/Soda Ash Spread	General Rainfall Description	Sampler Name	Photograph of sample location and discharge conditions
4/4/2008	07:45/07:45	South Sluiceway	pH	*6.51*	7.15		std unit	No		Moderate rain. Low to moderate flow to the river. No pumping.	Frank Schroyer	
			Total Dissolved Solids	25			mg/l					
			Chromium Total	17.4			ug/l					
			Chromium VI	ND	10		ug/l					
4/4/2008	8:15/8:15	North Sluiceway	pH	*6.36*	7.08		std unit	No		Moderate rain. Low to moderate flow to the river. No pumping.	Frank Schroyer	
			Total Dissolved Solids	21			mg/l					
			Chromium Total	ND			ug/l					
			Chromium VI	ND	30		ug/l					
4/12/2008	2:03/2:03	Sourh Sluiceway (North is Closed)	pH	*Saturday- no lab service*	7.2		std unit	No		Light rain.	TADCO, MS	
			Total Dissolved Solids				mg/l					
			Chromium Total				ug/l					
			Chromium VI		30		ug/l					
4/28/2008	12:30/12:30	South Sluiceway (North is Closed)	pH	*7.02*	7.21		std unit	No		Light rain. Low flow to river. No pumping.	Frank Schroyer	
			Total Dissolved Solids	68			mg/l					
			Chromium Total	151			ug/l					
			Chromium VI	30	40		ug/l					

Honeywell

SA-7 SWALE RUNOFF DATA

May 2008 Download

Date Sampled	Sample Time (Hach/Lab)	Sample Location	Analyte	Lab Result	Initial Hach Test Results/ pH Meter	Final Hach Test Results/ pH Meter	Units	Treatment Needed	Approximate Quantity of Ferrous Sulfate/Soda Ash Spread	General Rainfall Description	Sampler Name	Photograph of sample location and discharge conditions
5/9/2008	12:55/13:55	Sourh Sluiceway (North is Closed)	pH	*6.93/5.74 Before and After Tmt*	7.15	6.57	std unit	Applied Not Required	9 lbs/ 0 lbs	Moderate rain. Low to moderate flow to the river. No pumping.	Frank Schroyer	
			Total Dissolved Solids	74/82 Before and After Tmt			mg/l					
			Chromium Total	38.1 After Tmt			ug/l					
			Chromium VI	ND/ND Before and After Tmt	50	10	ug/l					
5/12/2008	8:00/8:00	Sourh Sluiceway (North is Closed)	pH	*6.74*	7.21		std unit	No		Light rain. Low flow to the river. No pumping.	Frank Schroyer	
			Total Dissolved Solids	54			mg/l					
			Chromium Total	36.8			ug/l					
			Chromium VI	ND	40		ug/l					
5/16/2008	16:25/16:25	Sourh Sluiceway (North is Closed)	pH	*6.66*	7.09		std unit	No		Moderate rain. Low to moderate flow to the river. No pumping.	Frank Schroyer	
			Total Dissolved Solids	46			mg/l					
			Chromium Total	51.9			ug/l					
			Chromium VI	ND	20		ug/l					

Date Sampled	Sample Time (Hach/Lab)	Sample Location	Analyte	Lab Result	Initial Hach Test Results/ pH Meter	Final Hach Test Results/ pH Meter	Units	Treatment Needed	Approximate Quantity of Ferrous Sulfate/Soda Ash Spread	General Rainfall Description	Sampler Name	Photograph of sample location and discharge conditions
5/20/2008	17:15/17:15	South Sluiceway (North is Closed)	pH	*6.79*	7.12		std unit	No		Light rain. Low flow to river. No pumping.	Frank Schroyer	
			Total Dissolved Solids	53			mg/l					
			Chromium Total	58.4			ug/l					
			Chromium VI	ND	30		ug/l					
5/31/2008	1:49/1:49	South Sluiceway (North is Closed)	pH	*Saturday Lab Closed*	7.19		std unit	No		Cloudy	TADCO MS	
			Total Dissolved Solids				mg/l					
			Chromium Total				ug/l					
			Chromium VI		20		ug/l					

Honeywell

SA-7 SWALE RUNOFF DATA

June 2008 Download

Date Sampled	Sample Time (Hach/Lab)	Sample Location	Analyte	Lab Result	Initial Hach Test Results/ pH Meter	Final Hach Test Results/ pH Meter	Units	Treatment Needed	Approximate Quantity of Ferrous Sulfate/Soda Ash Spread	General Rainfall Description	Sampler Name	Photograph of sample location and discharge conditions
6/4/2008	7:45/7:45	Sourh Sluiceway (North is Closed)	pH	*6.59*	6.95		std unit	No		Light rain. Low flow to the river. No pumping.	Frank Schroyer	
			Total Dissolved Solids	43			mg/l					
			Chromium Total	27.9			ug/l					
			Chromium VI	12	40		ug/l					
6/5/2008	7:35/7:35	Sourh Sluiceway (North is Closed)	pH	*6.75*	6.96		std unit	No		Overcast. Very low flow to the river. Pumping going on.	Frank Schroyer	
			Total Dissolved Solids	66			mg/l					
			Chromium Total	26.3			ug/l					
			Chromium VI	15	40		ug/l					
6/22/2008	17:57/18:41	Sourh Sluiceway (North is Closed)	pH	*Sunday Lab Closed*	7.41	7.08	std unit	Yes	8 lbs/2 lbs	Light rain No pumping.	TADCO MS	
			Total Dissolved Solids				mg/l					
			Chromium Total				ug/l					
			Chromium VI		70	20	ug/l					

Date Sampled	Sample Time (Hach/Lab)	Sample Location	Analyte	Lab Result	Initial Hach Test Results/ pH Meter	Final Hach Test Results/ pH Meter	Units	Treatment Needed	Approximate Quantity of Ferrous Sulfate/Soda Ash Spread	General Rainfall Description	Sampler Name	Photograph of sample location and discharge conditions
6/23/2008	7:40/7:40	South Sluiceway (North is Closed)	pH	*6.18*	6.56		std unit	No		Overcast. Very low flow to river. No pumping.	Frank Schroyer	
			Total Dissolved Solids	65			mg/l					
			Chromium Total	22			ug/l					
			Chromium VI	ND	10		ug/l					
6/28/2008	19:02/19:02	South Sluiceway (North is Closed)	pH	*N/A*	N/A		std unit	No		No discharge. Mix of sun and clouds.	TADCO MS	
			Total Dissolved Solids				mg/l					
			Chromium Total				ug/l					
			Chromium VI		N/A		ug/l					
6/29/2008	15:06/15:06	South Sluiceway (North is Closed)	pH	*Sunday Lab Closed*	7.53		std unit	No		Rain, good flow to river.	TADCO MS	
			Total Dissolved Solids				mg/l					
			Chromium Total				ug/l					
			Chromium VI		40		ug/l					

Date Sampled	Sample Time (Hach/Lab)	Sample Location	Analyte	Lab Result	Initial Hach Test Results/ pH Meter	Final Hach Test Results/ pH Meter	Units	Treatment Needed	Approximate Quantity of Ferrous Sulfate/Soda Ash Spread	General Rainfall Description	Sampler Name	Photograph of sample location and discharge conditions
6/30/2008	7:45/7:45	South Sluiceway (North is Closed)	pH	*6.57*	6.52		std unit	No		Partly cloudy. Low flow to river. No pumping.	Frank Schroyer	
			Total Dissolved Solids	32			mg/l					
			Chromium Total	16.2			ug/l					
			Chromium VI	ND	20		ug/l					

Honeywell

SA-7 SWALE RUNOFF DATA

July 2008 Download

Date Sampled	Sample Time (Hach/Lab)	Sample Location	Analyte	Lab Result	Initial Hach Test Results/ pH Meter	Final Hach Test Results/ pH Meter	Units	Treatment Needed	Approximate Quantity of Ferrous Sulfate/Soda Ash Spread	General Rainfall Description	Sampler Name	Photograph of sample location and discharge conditions
7/5/2008	14:20/14:20	Sourh Sluiceway (North is Closed)	pH				std unit	No		Cloudy No flow to river.	TADCO MS	
			Total Dissolved Solids				mg/l					
			Chromium Total				ug/l					
			Chromium VI				ug/l					
7/14/2008	7:45/7:45	Sourh Sluiceway (North is Closed)	pH	*6.34*	6.33		std unit	No		Drizzel but heavy rail erlier. Entact is pumping	Frank Schroyer	
			Total Dissolved Solids	29			mg/l					
			Chromium Total	27			ug/l					
			Chromium VI	ND	10		ug/l					
7/24/2008	7:40/8:10	Sourh Sluiceway (North is Closed)	pH	*6.35Before e/5.44 After*	6.74	6.17	std unit	Yes	12 lbs/ 1 lbs	Moderate rain. Entact is pumping.	Frank Schroyer	
			Total Dissolved Solids	24 Before/60 After			mg/l					
			Chromium Total	126 After			ug/l					
			Chromium VI	62 Before/ ND After	90	ND	ug/l					

Honeywell

SA-7 SWALE RUNOFF DATA

August 2008 Download

Date Sampled	Sample Time (Hach/Lab)	Sample Location	Analyte	Lab Result	Initial Hach Test Results/ pH Meter	Final Hach Test Results/ pH Meter	Units	Treatment Needed	Approximate Quantity of Ferrous Sulfate/Soda Ash Spread	General Rainfall Description	Sampler Name	Photograph of sample location and discharge conditions
8/2/2008	12:45/12:45	Sourh Sluiceway (North is Closed)	pH	*Saturday- Lab is Closed*	7.66		std unit	No		Light rain, but heavy flow to River.	TADCO Nabil Awad	
			Total Dissolved Solids				mg/l					
			Chromium Total				ug/l					
			Chromium VI		40		ug/l					
8/11/2008	11:17/11:30	Sourh Sluiceway (North is Closed)	pH	*7.93*	7.7		std unit	No treatment was indicated by Hach test and therefore was not performed		Isolated T-storm, low flow to River.	George Pfieffer	
			Total Dissolved Solids	41			mg/l					
			Chromium Total	168			ug/l					
			Chromium VI	59	40		ug/l					
8/30/2008	6:33/6:35	Sourh and North Sluiceways are closed for pipeline construction	pH	*No Discharge*	6.59		std unit	No		Light rain, no discharge-gates closed.	TADCO Nabil Awad	
			Total Dissolved Solids				mg/l					
			Chromium Total				ug/l					
			Chromium VI		ND		ug/l					

Honeywell

SA-7 SWALE RUNOFF DATA

September 2008 Download

Date Sampled	Sample Time (Hach/Lab)	Sample Location	Analyte	Lab Result	Initial Hach Test Results/ pH Meter	Final Hach Test Results/ pH Meter	Units	Treatment Needed	Approximate Quantity of Ferrous Sulfate/Soda Ash Spread	General Rainfall Description	Sampler Name	Photograph of sample location and discharge conditions
9/6/2008	2:21/3:05	Sourh Sluiceway (North is Closed)	pH	*Saturday- Lab is Closed*	7.11	7.81	std unit	Yes	10 lbs/ 0 lbs	Light rain, waited 45 min for flow 1/4 inch deep to sample	TADCO Mike Stefin	
			Total Dissolved Solids				mg/l					
			Chromium Total				ug/l					
			Chromium VI		90	30	ug/l					
9/6/2008	16:25/16:25	Sourh Sluiceway (North is Closed)	pH	*Saturday- Lab is Closed*	6.23		std unit	No		Moderate to heavy rain, moderate flow to river. No pumping.	Frank Schroyer	
			Total Dissolved Solids				mg/l					
			Chromium Total				ug/l					
			Chromium VI		10		ug/l					
9/9/2008	11:50/12:20	Sourh Sluiceway (North is Closed)	pH	*7.94 Before/ 5.94 After Tmt*	7.02	6.24	std unit	Yes	8 lbs/ 0 lbs	Moderate rain, low flow to river. No pumping.	Frank Schroyer	
			Total Dissolved Solids	39 Before/ 42 After Tmt			mg/l					
			Chromium Total	72.6 After Tmt			ug/l					
			Chromium VI	25 Before/ ND After Tmt	50	10	ug/l					

Date Sampled	Sample Time (Hach/Lab)	Sample Location	Analyte	Lab Result	Initial Hach Test Results/ pH Meter	Final Hach Test Results/ pH Meter	Units	Treatment Needed	Approximate Quantity of Ferrous Sulfate/Soda Ash Spread	General Rainfall Description	Sampler Name	Photograph of sample location and discharge conditions
9/12/2008	22:48/22:48	Sourh Sluiceway (North is Closed)	pH	*Friday night- Lab is Closed*	6.94		std unit	No		Little rain, 1/2 inch deep flow to river.	TADCO Mike Stefin	
			Total Dissolved Solids				mg/l					
			Chromium Total				ug/l					
			Chromium VI		40		ug/l					
9/26/2008	2:58/2:58	Sourh Sluiceway (North is Closed)	pH	*Friday night- Lab is Closed*	6.88		std unit	No		Heavy rain, 3/4 inch deep flow to river.	TADCO Mike Stefin	
			Total Dissolved Solids				mg/l					
			Chromium Total				ug/l					
			Chromium VI		40		ug/l					
9/28/2008	23:26/23:26	Sourh Sluiceway (North is Closed)	pH	*Sunday- Lab is Closed*	6.84		std unit	No		Light rain, 1/2 inch deep flow to river.	TADCO Mike Stefin	
			Total Dissolved Solids				mg/l					
			Chromium Total				ug/l					
			Chromium VI		40		ug/l					

Honeywell

SA-7 SWALE RUNOFF DATA

October 2008 Download

Date Sampled	Sample Time (Hach/Lab)	Sample Location	Analyte	Lab Result	Initial Hach Test Results/ pH Meter	Final Hach Test Results/ pH Meter	Units	Treatment Needed	Approximate Quantity of Ferrous Sulfate/Soda Ash Spread	General Rainfall Description	Sampler Name	Photograph of sample location and discharge conditions
10/25/2008	22:25/23:16	Sourh Sluiceway (North is Closed)	pH	*Saturday- Lab is Closed*	7.68	6.38	std unit	Yes	18 lbs/ 5 lbs	Light rain, 3/4 inch deep flow to river.	TADCO Mike Stefin	
			Total Dissolved Solids				mg/l					
			Chromium Total				ug/l					
			Chromium VI		100	40	ug/l					
10/28/2008	10:40/10:40	Sourh Sluiceway (North is Closed)	pH	*6.3*	6.39		std unit	No		Moderate to heavy rain, light to moderate flow to river.	Frank Schroyer	
			Total Dissolved Solids	11			mg/l					
			Chromium Total	34.9			ug/l					
			Chromium VI	16	40		ug/l					

SA-7 SWALE RUNOFF DATA
November 2008 Download

Honeywell

Date Sampled	Sample Time (Hach/Lab)	Sample Location	Analyte	Lab Result	Initial Hach Test Results/ pH Meter	Final Hach Test Results/ pH Meter	Units	Treatment Needed	Approximate Quantity of Ferrous Sulfate/Soda Ash Spread	General Rainfall Description	Sampler Name	Photograph of sample location and discharge conditions
11/15/2008	20:43/20:43	Sourh Sluiceway (North is Closed)	pH	*Saturday- Lab is Closed*	6.71		std unit	No		Cloudy, 3/4 inch deep flow to river.	TADCO Mike Stefin	
			Total Dissolved Solids				mg/l					
			Chromium Total				ug/l					
			Chromium VI		40		ug/l					
11/30/2008	19:43/19:43	Sourh Sluiceway (North is Closed)	pH	*Saturday- Lab is Closed*	6.98		std unit	No		Light rain, 3/8 inch deep flow to river.	TADCO Mike Stefin	
			Total Dissolved Solids				mg/l					
			Chromium Total				ug/l					
			Chromium VI		30		ug/l					

SA-7 SWALE RUNOFF DATA
December 2008 Download

Honeywell

Sample Location	Analyte	Lab Result	Initial Hach Test Results/ pH Meter	Final Hach Test Results/ pH Meter	Units	Treatment Needed	Approximate Quantity of Ferrous Sulfate/Soda Ash Spread	General Rainfall Description	Sampler Name	Photograph of sample location and discharge conditions
Sourh Sluiceway (North is Closed)	pH	*See below*	6.94	6.38	std unit	Yes	22 lbs/8 lbs	Heavy rain, 3/4 inch deep flow to river.	TADCO Mike Stefin	
	Total Dissolved Solids				mg/l					
	Chromium Total				ug/l					
	Chromium VI		120	30	ug/l					
Sourh Sluiceway (North is Closed)	pH	*See below*	6.67	6.18	std unit	Yes- second treatment this night	25 lbs/6 lbs	Continuation of above site visit. Heavy rain, 3/4 inch deep flow to river.	TADCO Mike Stefin	
	Total Dissolved Solids				mg/l					
	Chromium Total				ug/l					
	Chromium VI		180	40	ug/l					
Sourh Sluiceway (North is Closed)	pH	6.66 Before Tmt/5.42 After Tmt	7.12	6.55	std unit	Yes	20 lbs/0 lbs	Drizzle, 3/8 inch deep flow to river. Berm opening was repaired.	Frank Schroyer	
	Total Dissolved Solids	74 Before Tmt/97 After Tmt			mg/l					
	Chromium Total	264 After Tmt			ug/l					
	Chromium VI	260 Before Tmt/ND After Tmt	280	ND	ug/l					

SA-7 SWALE RUNOFF DATA
January 2009 Download

Honeywell

Date Sampled	Sample Time (Hach/Lab)	Sample Location	Analyte	Lab Result	Initial Hach Test Results/ pH Meter	Final Hach Test Results/ pH Meter	Units	Treatment Needed	Approximate Quantity of Ferrous Sulfate/Soda Ash Spread	General Rainfall Description	Sampler Name	Photograph of sample location and discharge conditions
1/7/2009	10:30/10:30	Sourh Sluiceway (North is Closed)	pH	6.84	7.25		std unit	No		Light to moderate rain, 1/4 inch deep flow to river.	Frank Schroyer	
			Total Dissolved Solids	22			mg/l					
			Chromium Total	63			ug/l					
			Chromium VI	31	40		ug/l					

SA-7 SWALE RUNOFF DATA
February 2009 Download

Honeywell

Date Sampled	Sample Time (Hach/Lab)	Sample Location	Analyte	Lab Result	Initial Hach Test Results/ pH Meter	Final Hach Test Results/ pH Meter	Units	Treatment Needed	Approximate Quantity of Ferrous Sulfate/Soda Ash Spread	General Rainfall Description	Sampler Name	Photograph of sample location and discharge conditions
No Discharge to the River in February 2009												

SA-7 SWALE RUNOFF DATA
March 2009 Download

Honeywell

Date Sampled	Sample Time (Hach/Lab)	Sample Location	Analyte	Lab Result	Initial Hach Test Results/ pH Meter	Final Hach Test Results/ pH Meter	Units	Treatment Needed	Approximate Quantity of Ferrous Sulfate/Soda Ash Spread	General Rainfall Description	Sampler Name	Photograph of sample location and discharge conditions
No Discharge to the River in March 2009												

SA-7 Swale Runoff Data
April 2009 Download

Honeywell

Date Sampled	Sample Time (Hach/Lab)	Sample Location	Analyte	Lab Result	Initial Hach Test Results/ pH Meter	Final Hach Test Results/ pH Meter	Units	Treatment Needed	Approximate Quantity of Ferrous Sulfate/Soda Ash Spread	General Rainfall Description	Sampler Name	Photograph of sample location and discharge conditions
04/11/2009 No Discharge to the River	12:40	South Sluiceway (North is Closed)	pH				std unit			Light rain- no discharge	TADCO Mike Stefin	
			Total Dissolved Solids				mg/l					
			Chromium Total				ug/l					
			Chromium VI				ug/l					
04/15/2009 No Discharge to the River	1:42	South Sluiceway (North is Closed)	pH				std unit			Light rain- no discharge	TADCO Mike Stefin	
			Total Dissolved Solids				mg/l					
			Chromium Total				ug/l					
			Chromium VI				ug/l					
04/20/2009	22:21 / 23:14	South Sluiceway (North is Closed)	pH	Sunday evening- lab closed	7.86 / 7.23		std unit	Yes	23 lbs / 16 lbs	Heavy rain, 1" deep flow	TADCO Mike Stefin	
			Total Dissolved Solids				mg/l					
			Chromium Total				ug/l					
			Chromium VI		100 / 40		ug/l					

SA-7 SWALE RUNOFF DATA
May 2009 Download

Honeywell

Date Sampled	Sample Time (Hach/Lab)	Sample Location	Analyte	Lab Result	Initial Hach Test Results/ pH Meter	Final Hach Test Results/ pH Meter	Units	Treatment Needed	Approximate Quantity of Ferrous Sulfate/Soda Ash Spread	General Rainfall Description	Sampler Name	Photograph of sample location and discharge conditions
05/1/2009 No Discharge to the River	21:12	North Sluiceway (South is Closed)	pH				std unit			Drizzle- no discharge	TADCO Mike Stefin	
			Total Dissolved Solids				mg/l					
			Chromium Total				ug/l					
			Chromium VI				ug/l					
05/3/2009 No Discharge to the River	16:18	North Sluiceway (South is Closed)	pH				std unit			Light rain- no discharge	TADCO Mike Stefin	
			Total Dissolved Solids				mg/l					
			Chromium Total				ug/l					
			Chromium VI				ug/l					
05/9/2009 No Discharge to the River	6:11	North Sluiceway (South is Closed)	pH				std unit			Drizzle- no discharge	TADCO Mike Stefin	
			Total Dissolved Solids				mg/l					
			Chromium Total				ug/l					
			Chromium VI				ug/l					

SA-7 SWALE RUNOFF DATA
June 2009 Download

Honeywell

Date Sampled	Sample Time (Hach/Lab)	Sample Location	Analyte	Lab Result	Initial Hach Test Results/ pH Meter	Final Hach Test Results/ pH Meter	Units	Treatment Needed	Approximate Quantity of Ferrous Sulfate/Soda Ash Spread	General Rainfall Description	Sampler Name	Photograph of sample location and discharge conditions
06/4/2009 No Discharge to the River	3:45	North Sluiceway (South is Closed)	pH				std unit			Light rain- no discharge	TADCO Mike Stefin	
			Total Dissolved Solids				mg/l					
			Chromium Total				ug/l					
			Chromium VI				ug/l					
06/20/2009 No Discharge to the River	19:50	North Sluiceway (South is Closed)	pH				std unit			Light rain- no discharge	TADCO Mike Stefin	
			Total Dissolved Solids				mg/l					
			Chromium Total				ug/l					
			Chromium VI				ug/l					
06/21/2009 No Discharge to the River	21:55	North Sluiceway (South is Closed)	pH				std unit			Light rain- no discharge	TADCO Mike Stefin	
			Total Dissolved Solids				mg/l					
			Chromium Total				ug/l					
			Chromium VI				ug/l					

SA-7 SWALE RUNOFF DATA
July 2009 Download

Honeywell

Date Sampled	Sample Time (Hach/Lab)	Sample Location	Analyte	Lab Result	Initial Hach Test Results/ pH Meter	Final Hach Test Results/ pH Meter	Units	Treatment Needed	Approximate Quantity of Ferrous Sulfate/Soda Ash Spread	General Rainfall Description	Sampler Name	Photograph of sample location and discharge conditions
07/29/2009 No Discharge to the River	20:55	North Sluiceway (South is Closed)	pH				std unit			Light rain- no discharge	TADCO S. T.	
			Total Dissolved Solids				mg/l					
			Chromium Total				ug/l					
			Chromium VI				ug/l					

SA-7 SWALE RUNOFF DATA
August 2009 Download

Honeywell

Date Sampled	Sample Time (Hach/Lab)	Sample Location	Analyte	Lab Result	Initial Hach Test Results/ pH Meter	Final Hach Test Results/ pH Meter	Units	Treatment Needed	Approximate Quantity of Ferrous Sulfate/Soda Ash Spread	General Rainfall Description	Sampler Name	Photograph of sample location and discharge conditions
08/2/2009 No Discharge to the River	23:55	North Sluiceway (South is Closed)	pH				std unit			Cloudy, rained previously- no discharge	TADCO S. T.	
			Total Dissolved Solids				mg/l					
			Chromium Total				ug/l					
			Chromium VI				ug/l					
8/3/2009	11:25	North Sluiceway (South is Closed)	pH	*6.87*	8.37		std unit	No		Clear, yesterday hard rain- low flow to river	Frank Schroyer	
			Total Dissolved Solids	136			mg/l					
			Chromium Total	21.1			ug/l					
			Chromium VI	ND	ND		ug/l					
08/22/2009 No Discharge to the River	4:40	North Sluiceway (South is Closed)	pH				std unit			Cloudy- no discharge	TADCO M.S.	
			Total Dissolved Solids				mg/l					
			Chromium Total				ug/l					
			Chromium VI				ug/l					
08/23/2009 No Discharge to the River	4:38	North Sluiceway (South is Closed)	pH				std unit			Cloudy- no discharge	TADCO M.S.	
			Total Dissolved Solids				mg/l					
			Chromium Total				ug/l					
			Chromium VI				ug/l					

SA-7 SWALE RUNOFF DATA
August 2009 Download

Honeywell

Date Sampled	Sample Time (Hach/Lab)	Sample Location	Analyte	Lab Result	Initial Hach Test Results/ pH Meter	Final Hach Test Results/ pH Meter	Units	Treatment Needed	Approximate Quantity of Ferrous Sulfate/Soda Ash Spread	General Rainfall Description	Sampler Name	Photograph of sample location and discharge conditions
8/24/2009	8:45	North Sluiceway (South is Closed)	pH	*6.88*	7.89		std unit	No		Cloudy, rained Sat and Sun- light flow to river	Frank Schroyer	
			Total Dissolved Solids	263			mg/l					
			Chromium Total	ND			ug/l					
			Chromium VI	ND	10		ug/l					
08/28/2009 No Discharge to the River	23:37	North Sluiceway (South is Closed)	pH				std unit			Light rain- no discharge	TADCO M.S.	
			Total Dissolved Solids				mg/l					
			Chromium Total				ug/l					
			Chromium VI				ug/l					
08/29/2009 No Discharge to the River	7:51	North Sluiceway (South is Closed)	pH				std unit			Light rain- no discharge	TADCO M.S.	
			Total Dissolved Solids				mg/l					
			Chromium Total				ug/l					
			Chromium VI				ug/l					
8/31/2009	8:50	North Sluiceway (South is Closed)	pH	*7.01*	7.93		std unit	No		Cloudy, rained previously- assisted low flow to river	Frank Schroyer	
			Total Dissolved Solids	214			mg/l					
			Chromium Total	20.4			ug/l					
			Chromium VI	ND	ND		ug/l					

pH out of hold time for pH analysis

SA-7 SWALE RUNOFF DATA
September 2009 Final Download
All COPR Removed by September 16, 2009

Honeywell

Date Sampled	Sample Time (Hach/Lab)	Sample Location	Analyte	Lab Result	Initial Hach Test Results/ pH Meter	Final Hach Test Results/ pH Meter	Units	Treatment Needed	Approximate Quantity of Ferrous Sulfate/Soda Ash Spread	General Rainfall Description	Sampler Name	Photograph of sample location and discharge conditions
09/12/2009 No Discharge to the River	21:42	South Sluiceway	pH				std unit			Light rain, no flow	TADCO M.S.	
			Total Dissolved Solids				mg/l					
			Chromium Total				ug/l					
			Chromium VI				ug/l					
09/13/2009 No Discharge to the River	12:57	South Sluiceway	pH				std unit			Cloudy, no flow	TADCO M.S.	
			Total Dissolved Solids				mg/l					
			Chromium Total				ug/l					
			Chromium VI				ug/l					

pH out of hold time for pH analysis

Appendix G-2: TADCO Log

Completion, Documentation and Remedial Action Report
Study Area 7
Appendix G2: SMSP (TADCO) NOTICE LOG

Honeywell

Coverage	AccuWeather Prediction			Notice Given		Actual Call-In		Collectable Flow			
Date(s)	Hour	Prob.	Accum.	Date/Time	By	Date/Time	By	No.	So.	Test Date	Time No./So.
2007											
11/27/07	12	70%	0.34"	11/26/07 18:15	FKS	(insufficient rain)					
12/15 to 12/17	48	76%	0.74"	12/14/07 17:30	FKS	12/16/07 11:30	YD	yes	no*	12/16/07	13:48 / N.A.
12/24 to 12/25	48	73%	0.49"	11/23/07 17:30	FKS	(insufficient rain)					
12/29 to 12/31	48	78%	0.95"	12/28/07 17:30	FKS	12/29/07 3:00	ET	yes	no*	12/29/07	4:12 / N.A.
"	"	"	"	"	"	12/31/07 2:45	BE	yes	no*	12/31/07	3:52 / N.A.
2008											
2/17 to 2/18	24	78%	0.74"	2/17/08 17:30	FKS	2/18/08 5:30	DR	yes	no*	2/18/08	7:25 / N.A.
3/5/08	12	71%	0.80"	3/4/08 17:20	FKS	3/5/08 4:00	DR	yes	no*	3/5/08	6:38 / N.A.
3/8 to 3/9	48	77%	2.00"	3/7/08 17:30	FKS	3/8/08 11:30	BE	yes	no*	3/8/08	14:35 / N.A.
3/15 to 3/16	48	70%	0.72"	3/14/08 17:30	FKS	(insufficient rain)					
3/20/08	12	79%	0.63"	3/19/08 17:30	FKS	3/20/08 2:50	DR	yes	no*	3/20/08	5:30 / N.A.
4/5 to 4/6	48	94%	0.82"	4/4/08 17:30	FKS	(insufficient rain)					
4/12 to 4/13	48	87%	0.83"	4/11/08 17:30	FKS	4/12/08 1:25	TE	no*	yes	4/12/08	N.A./ 2:03
4/26 to 4/27	48	88%	0.51"	4/25/08 17:15	FKS	(insufficient rain)					
4/29/08	12	92%	0.78"	4/28/08 17:30	FKS	(insufficient rain)					
5/3 to 5/4	48	93%	0.59"	5/2/08 17:00	FKS	(insufficient rain)					
5/10 to 5/11	48	92%	0.78"	5/9/08 17:30	FKS	(insufficient rain)					
5/28/08	12	72%	0.42"	5/27/08 17:30	FKS	(insufficient rain)					
5/31 to 6/1	48	85%	0.62"	5/30/08 17:45	FKS	5/31/08 13:10	YD	no*	yes	5/31/08	N.A./ 13:49
6/11/08	12	70%	0.74"	6/10/08 17:30	FKS	(insufficient rain)					
6/17/08	12	68%	0.63"	6/16/08 17:40	FKS	(insufficient rain)					
6/21 to 6/22	48	80%	0.40"	6/20/08 17:30	FKS	6/22/08 17:00	TJ	no*	yes	6/22/08	N.A./ 17:52
6/24/08	12	71%	0.61"	6/23/08 17:45	FKS	(insufficient rain)					
6/28 to 6/29	48	83%	0.57"	6/27/08 17:30	FKS	6/28/08 18:30	TJ	no*	no	6/28/08	N.A./ 19:02
"	"	"	"	"	"	6/29/08 14:30	YD	no*	yes	6/29/08	N.A./ 15:06
7/4 to 7/6	48	87%	0.76"	7/3/08 17:20	FKS	7/5/08 13:53	SE	no*	no	N.A.	N.A./ 14:20
8/2 to 8/3	48	84%	1.0"	8/1/08 17:15	FKS	8/2/08 11:45	YD	no*	yes	8/2/08	N.A./ 12:45
8/16 to 8/17	48	81%	0.74"	8/15/08 17:15	GP	(insufficient rain)					
8/30 to 9/1	48	83%	0.26"	(no notice given)	--	8/30/08 5:30	TE	no*	no*	8/30/08	N.A./ N.A.
9/6 to 9/7	48	93%	3.16"	9/5/08 17:30	FKS	9/6/08 1:25	TE	no*	yes	9/6/08	N.A./ 2:21
9/10/08	12	74%	0.56"	9/9/08 17:15	FKS	(insufficient rain)					
9/13 to 9/14	48	95%	1.19"	9/12/08 17:20	FKS	9/12/08 22:00	PN	no*	yes	9/12/08	N.A./ 22:48
9/26/08	12	90%	0.59"	9/25/08 17:15	FKS	9/26/08 2:00	EO	no*	yes	9/26/08	N.A./ 2:58
9/27 to 9/28	48	94%	1.41"	9/26/08 17:30	FKS	9/28/08 20:30	PN	no*	yes	9/28/08	N.A./ 23:26
10/25 to 10/26	48	93%	1.75"	10/24/08 17:20	FKS	10/25/08 21:15	AB	no*	yes	10/25/08	N.A./ 22:25
11/15 to 11/16	48	93%	1.00"	11/14/08 17:20	FKS	11/15/08 19:00	PN	no*	yes	11/15/08	N.A./ 20:43
11/30/08	24	91%	0.56"	11/30/08 12:40	FKS	11/30/08 14:15	FS	no*	yes	11/30/08	N.A./ 19:43
12/12/08	12	92%	1.65"	12/11/08 17:20	FKS	11/11/08 21:03	AA	no*	yes	11/11/08	N.A./ 21:33
"	"	"	"	"	"	11/12/08 1:57	PN	no*	yes	11/12/08	N.A./ 3:05
12/20 to 12/21	48	88%	0.61"	12/19/08 17:15	FKS	(insufficient rain)					
2009											
2/28 to 3/1	48	92%	0.66"	2/27/09 17:45	GP	(insufficient rain)					
3/28 to 3/29	48	88%	1.76"	3/27/09 17:20	FKS	3/29/09 20:15	PN	no*	no	3/29/09	N.A./ 20:48
4/7/09	12	91%	0.62"	4/6/09 17:30	FKS	(insufficient rain)					
4/11 to 4/12	48	94%	0.61"	4/10/09 17:30	FKS	4/11/09 12:04	PN	no*	no	4/11/09	N.A./ 12:40
4/15/09	12	76%	0.40"	4/14/09 17:25	FKS	4/15/09 1:08	EO	no*	no	4/15/09	N.A./ 01:42
4/21/09	12	91%	0.55"	4/20/09 17:20	FKS	4/20/09 20:56	PN	no*	yes	4/20/09	N.A./ 22:21
5/2 to 5/3	48	93%	1.16"	5/1/09 17:35	FKS	5/1/09 22:00	EO	no	no*	5/1/09	23:12/ N.A.
"	"	"	"	"	"	5/3/09 15:30	PN	no	no*	5/3/09	16:18/ N.A.
5/9 to 5/10	48	85%	0.45"	5/8/09 17:45	FKS	5/9/09 4:13	TE	no	no*	5/9/09	6:11/ N.A.
5/16 to 5/17	48	85%	0.42"	5/15/09 17:30	FKS	(insufficient rain)					
5/25/09	24	77%	0.70"	5/24/09 17:40	FKS	(insufficient rain)					
5/27/09	12	87%	0.45"	5/26/09 17:20	FKS	(insufficient rain)					
6/4/09	12	81%	0.83"	6/3/09 17:40	FKS	6/4/09 3:00	PN	no	no*	6/4/09	3:45/ N.A.
6/6 to 6/7	48	93%	0.60"	6/5/09 17:30	FKS	(insufficient rain)					
6/20 to 6/21	48	88%	0.49"	6/19/09 17:20	FKS	6/20/09 18:45	PN	no	no*	6/20/09	19:50/ N.A.
"	"	"	"	"	"	6/21/09 21:00	EO	no	no*	6/21/09	21:55/ N.A.
6/27 to 6/28	48	81%	0.52"	6/26/09 17:40	FKS	(insufficient rain)					
7/24/09	12	88%	0.70"	7/23/09 17:20	FKS	(insufficient rain)					

Coverage	AccuWeather Prediction			Notice Given		Actual Call-In		Collectable Flow			
Date(s)	Hour	Prob.	Accum.	Date/Time	By	Date/Time	By	No.	So.	Test Date	Time No./So.
7/30/09	12	73%	0.41"	7/29/09 17:35	FKS	7/29/09 19:30	TE	no	no*	7/29/09	20:55/ N.A.
8/1 to 8/2	48	91%	1.41"	7/31/09 17:15	FKS	8/2/09 22:00	FKS	no	no*	8/2/09	23:55/ N.A.
8/6/09	12	67%	0.40"	8/5/09 17:35	FKS	(insufficient rain)					
8/22 to 8/23	48	85%	0.91"	8/21/09 17:20	FKS	8/22/09 4:00	KE	no	no*	8/22/09	4:40 / N.A.
"	"	"	"	"	"	8/23/09 15:45	ET	no	no*	8/23/09	16:38 / N.A.
8/29 to 8/30	48	90%	1.18"	8/28/09 17:30	FKS	8/28/09 22:45	ET	no	no*	8/28/09	23:37 / N.A.
"	"	"	"	"	"	8/29/09 7:00	YD	no	no*	8/29/09	7:51 / N.A.
								*Note: Indicated spillway closed for excavation or construction activities.			

Honeywell

Appendix G-3: Storm Water Pollution Prevention Plan (SWPPP)

STORMWATER POLLUTION PREVENTION PLAN

COURT REMEDY FOR COPR REMEDIATION

STUDY AREA 7
JERSEY CITY, NEW JERSEY

For:

Honeywell

101 Columbia Road
Morristown, NJ 07962

Original By:

CLOUGH, HARBOUR & ASSOCIATES LLP
ENGINEERS, SURVEYORS, PLANNERS & LANDSCAPE ARCHITECTS

And Revisions By:

Mueser Rutledge Consulting Engineers
14 Penn Plaza • 225 West 34th Street
New York, NY 10122 USA
Tel: 917 339-9300 • Fax: 917 339-9400
www.mrce.com

March 30, 2006
(Original August 4, 2004)

TABLE OF CONTENTS

Introduction 1

Pre-construction Site Description 1

Pre-construction Conditions and Stormwater Management 2

Planned Remediation 3

COPR Excavation 7

Backfill……..….10

Stockpiles……...10

Planned Stormwater Management 12

Stormwater Design..... 14

Dust, Silt, Waste Handling, Concrete Truck Wash Out, Chemical Storage and Spill Kits 15

Adjacent Service Yard 17

Site Restoration and Final Conditions 17

Appendix A – WASTEWATER TREATMENT PLANT FLOW CAPACITY

Appendix B – STORMWATER BALANCE ANALYSIS

Appendix C – STORMWATER MANAGEMENT
SAMPLING & TESTING

Appendix D – STORM WATER, SOIL EROSION, AND SEDIMENTATION CONTROL
FINAL PLAN

Appendix E – GENERAL PERMIT ATTACHMENT B

Introduction

Because of the magnitude, complexity, and duration of this construction project, it is anticipated that construction practices and corresponding stormwater handling procedures and protocols may change in currently unanticipated ways over the course of the project. Honeywell reserves the right to amend the SPPP, in its discretion, to account for field changes in construction and/or stormwater handling procedures and protocols. These changes may be documented by addenda to the plan, rather than a full reissuance of the plan.

This project consists of the removal of contaminated material, or Chromite Ore Processing Residue (COPR), from Lots 14J, 14H and 14D in Block 1290.1 in Jersey City. The 34 acre site, with 33 acres of land and 1 acre of river is called "Study Area 7" and is located between Rt. 440 and the Hackensack River approximately 400 ft north of Kellogg Street. Commercial lots at 60, and 80 Kellogg St. and 427 Route 440 will be used to support the COPR removal project. Stormwater from these lots is discharged to municipal Kellogg St. and Route 440 sewers. Truck weigh scales, a truck wash (site egress), wastewater treatment plant, and construction offices were constructed at 80 Kellogg St. Engineering offices and warehouse storage occupy 60 Kellogg St. Truck staging and access for backfill will be performed on 427 Route 440, the former bowling alley. No soils will be disturbed at the former bowling alley.

Prior to excavation, the site will be surrounded with a deep hydraulic barrier to isolate groundwater from the adjacent lands and the Hackensack River. A hydraulic barrier will be constructed to separate deep groundwater under the east portion of the site from deep groundwater under the west portion.

The area was originally filled with Chromite Ore Process Residue (COPR) during a period extending from the 1920's through the 1954 from an industrial plant located on the east side of Rt. 440.

Existing COPR will be hauled offsite for treatment and disposal and clean fill will be hauled in by trucks to replace the material. It is expected that the project, in conformance with a Federal Court Order, will take approximately four years to complete.

The original August 2004, SPPP for Study Area 7 was prepared based on 60% design concepts using conservative estimates for Construction Process Water. Actual construction conditions and process water measurements are now available for use in this analysis. Because many of the assumptions of the original analysis have changed this February 2006 revised document was prepared to replace the original analysis and the October 2005 version.

Pre-construction Site Description

An abandoned foundation slab of a former retail store (Valley Fair) is the high point of the site and occupies the center of the site. The entire site is surfaced with asphalt or concrete pavement (abandoned foundation). Existing site topography slopes predominately to the west from the

abandoned foundation to the river, while the front 350-ft depth slopes toward Rt. 440. Stormwater flow from the easterly paved area was originally collected in a series of catch basins, which discharge, to the storm drain system of Rt. 440, under the jurisdiction of NJDOT. These catch basins were closed prior to barrier wall construction and storm water runs off in sheet flow to Rt. 440. The abandoned foundation is at about Elev. +15; Route 440 drops from Elev. +13 at the north property line to about Elev. +10 at the south property line. Land inboard of the Hackensack River bulkhead is at about Elev. +7. The Hackensack River is tidal, with Mean High Water at Elev. +3.5 and Mean Low Water at Elev. +1; the 100-year storm flood level is Elev. +10. The site had two longitudinal swales along the northerly and southerly boundaries where they discharged through flumes or openings in the timber bulkhead. Inverts of the flumes are at elevation +4.5. The swales will be reestablished during final backfill.

Pre-Construction Conditions and Stormwater Management

Storm water flowing from the easterly portion of the site was originally collected in a series of catch basins, which discharge, to the storm drain system of Route 440 under the jurisdiction of NJDOT. Prior to barrier construction these catch basins were closed, and storm water ran to the curb of Route 440, where it was collected in drop inlets along the roadway at the south edge of the site.

The west half of the site slopes gradually to the River. The center of the site is higher than the sides; storm water runs to the south and north sides, where drainage swales along the north and south property lines carry storm water runoff to the bulkhead. Stormwater flows to the River through timber flumes in the bulkhead - one each on the north and south property lines at the end of the drainage swales. When necessary as determined by Hach testing for hexavalent chromium discharge, ferrous sulfate is manually spread in swales to prevent potential hexavalent chromium discharge. Lime is also used to neutralize the pH of the ferrous sulfate treated water. This stormwater management protocol was developed and approved under the oversight of NJDEP's Site Remediation Program before the Federal Court's Final Judgment. Since berms have been constructed to segregate contaminated from uncontaminated stormwater, this practice is not used widely used throughout the site. However, to protect the River from a hexavalent chromium release, we have retained the flexibility to use ferrous sulfate on appropriate occasions. A usage log is being kept and will be reported in the future SPPP Annual reports.
In addition, an Interim Remedial Measure (IRM) system, was installed in 2003 consisting of a series of ten shallow wells and two short French drain segments were installed to intercept groundwater at the river edge. Collected water was treated to lower its pH, and discharged to the Passaic Valley Sewage Commission sewer in Route 440. The IRM system was abandoned in the summer of 2005 to permit construction of the hydraulic barrier along the River frontage. A new french drain system, inboard of the hydraulic barrier wall was constructed the summer of 2005. Storm water infiltration is captured for treatment by the new wastewater treatment plant.

Planned Remediation

Perimeter Barrier Construction: Remediation will include construction of a perimeter slurry wall at varying depths from 45 ft to 80 ft which will seal off the site from surrounding ground water infiltration. This hydraulic barrier will then enable the site to be dewatered with sumps and a vacuum well point system. Dewatered groundwater is being treated by the 80 Kellogg Street wastewater treatment plant (WWTP) for outfall to the Hackensack River. The WWTP and outfall are permitted pursuant to NJ TWA and NJPDES regulations.

On the westerly side of the site steel sheet piling was constructed within the barrier wall and extends to top elevation 10 to prevent backwater flooding from the River in a 100-year storm event.

Initially, a paved "working platform" was installed on the site perimeter to facilitate barrier installation. All construction work on the "working platform" earthwork operations is enclosed by a silt fence and/or hay bales located approximately 20 ft outside the property boundary line. The paved surface of the platform is sloped towards the site to ensure that all wash water, stormwater flow, and excess slurry flows inward to the site. Containment berms isolate contaminated construction water from clean stormwater. Contaminated water is collected at low points, pumped and treated. During significant storm events, these containment berms act as storage ponds until the stormwater can be processed by the WWTP. This water may wait for treatment during non-peak wastewater treatment times.

Contract drawings 1504 and 1506, graphically illustrate the separation and containment berms for the barrier work platform, and give details on decontamination of the work areas as the job progresses around the site.

Barrier construction was a two step process: first a slurry supported trench (SST) is used to excavate COPR from the barrier alignment, followed by deep mixing with cement - bentonite grout using a ganged drill to create a continuous soil-cement barrier (S-C-B Barrier). COPR and excess grout materials are removed from the site. At the Hackensack River frontage the barrier is constructed 30-ft inboard of the bulkhead, leaving the existing tieback system supporting the bulkhead structure intact.

Steel beams are inserted into the soil-cement to reinforce the barrier on the south, north and east alignment so that it may also perform to support removal of COPR to the property line. The riverfront barrier is reinforced with continuous steel sheeting placed to Elev. +10.5 to protect the site against flooding during the excavation phase of the work.

Barrier construction was performed from a work platform straddling the property line. The work platform is contained with asphalt berms to permit collection of stormwater and construction water for treatment. The design requires barrier construction in segments, which maintain clean stormwater runoff to the River and Route 440.

At the revision date of this SPPP, the perimeter barrier is under construction and should be completed by March 30, 2006. The shallow COPR removal by SST has been completed around the entire site. This work has isolated shallow groundwater from the adjacent properties and the

River. The deep S-C-B barrier construction has been performed to surround the east half of the site, and is now being advanced to surround the west half of the site. Therefore, the east half of the site is now isolated from both shallow and deep groundwater. Remixing the wall and driving sheet piling to further strengthen the wall was performed.

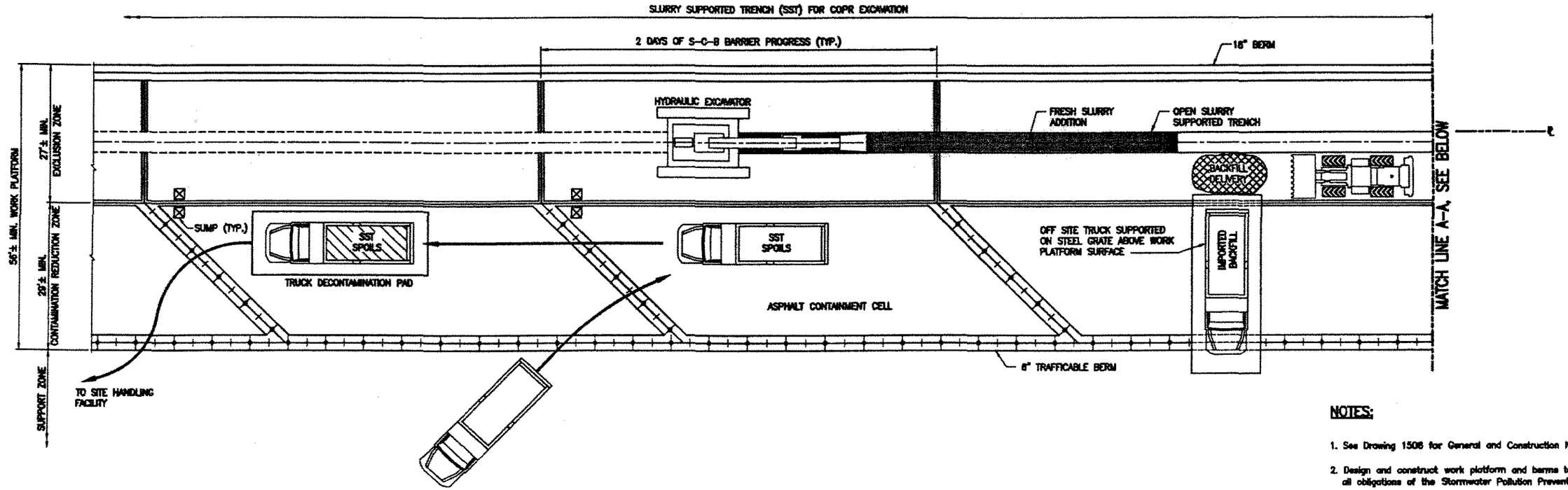

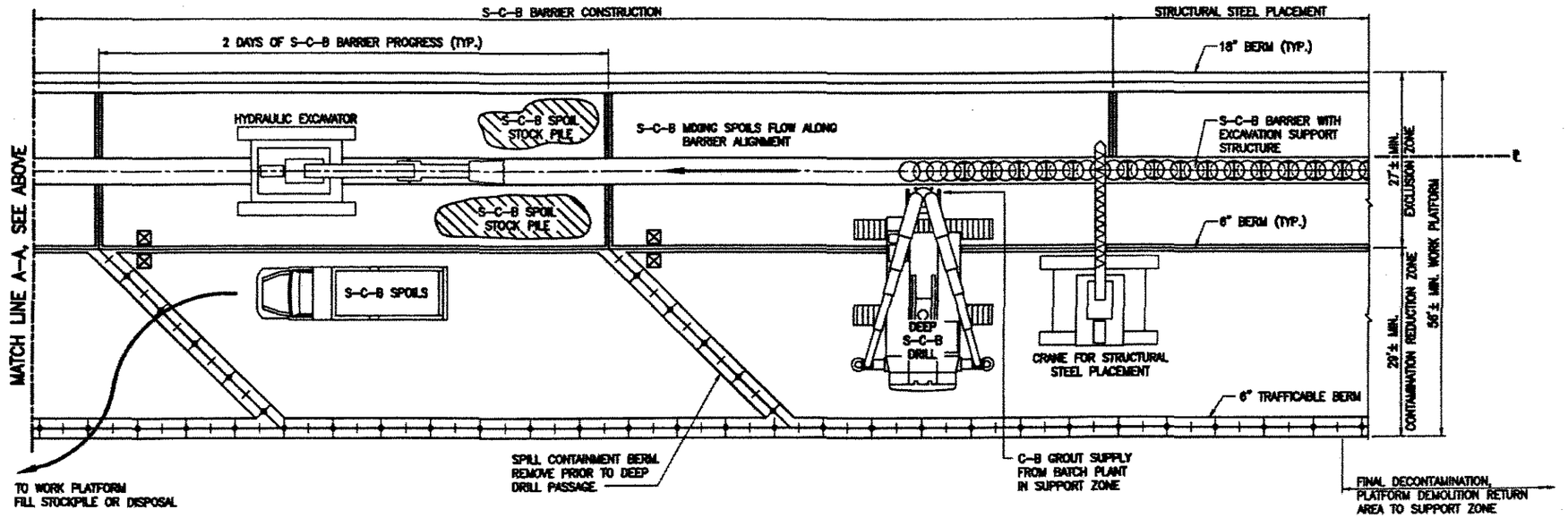

NOTES:

1. See Drawing 1506 for General and Construction Notes.
2. Design and construct work platform and berms to meet all obligations of the Stormwater Pollution Prevention Plan.
3. Construct work platform elevations as low as possible while permitting slurry trench freeboard of 2ft maximum.
4. Operate equipment and decontamination on work platform to contain slurry and S-C-B spoils.
5. Place sumps at low points to collect stormwater and other liquids for treatment.
4. Test S-C-B spoils for Cr^{+6} contamination. Use S-C-B spoils with less than 240 ppm Cr^{+6} as work platform fill.

GRAPHIC SCALE

10' 5' 0 10' 20'

REV.	DATE	BY	DESCRIPTION
0	11-11-04		CONTRACT 4 - BID ISSUE

STUDY AREA 7

JERSEY CITY NEW JERSEY

Honeywell

101 COLUMBIA ROAD, MORRISTOWN, NEW JERSEY 07962

PROJECT NO. 35037

MUESER RUTLEDGE CONSULTING ENGINEERS

14 PENN PLAZA - 225 W. 34TH STREET, NEW YORK, NY 10122

SCALE	MADE BY	DATE	FILE NO.
AS NOTED	E.B.	06-15-04	10210
	CKD BY K.R.	11-11-04	DRAWING NO.

BARRIER CONSTRUCTION DETAIL — 1504

Dimensions shown were modified in field.

Plot: Jul 21, 2005 - 7:13pm C:\projects\10210\dwg\Support Area 7\1504-Hydr Barrier & Excv Support.dwg

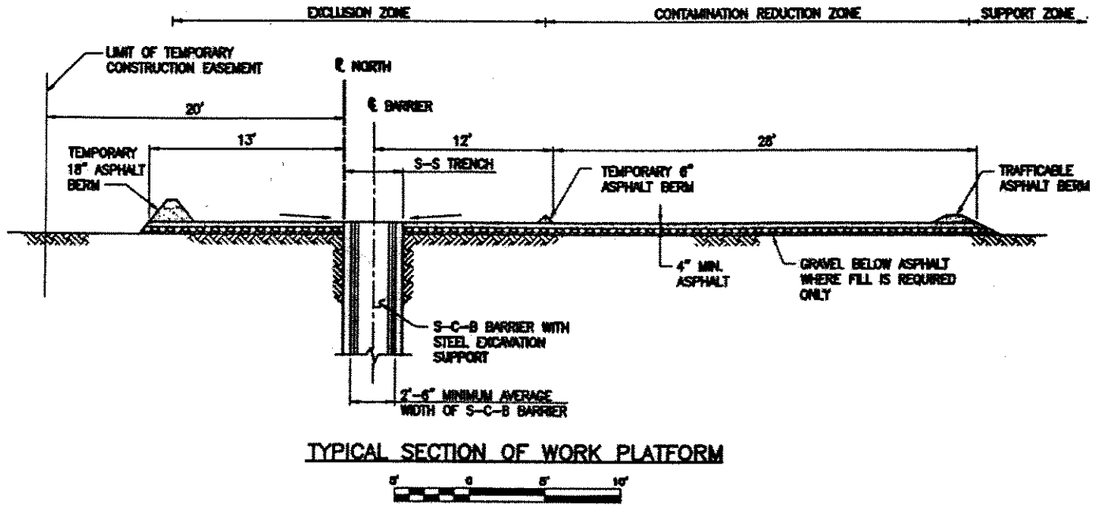

TYPICAL SECTION OF WORK PLATFORM

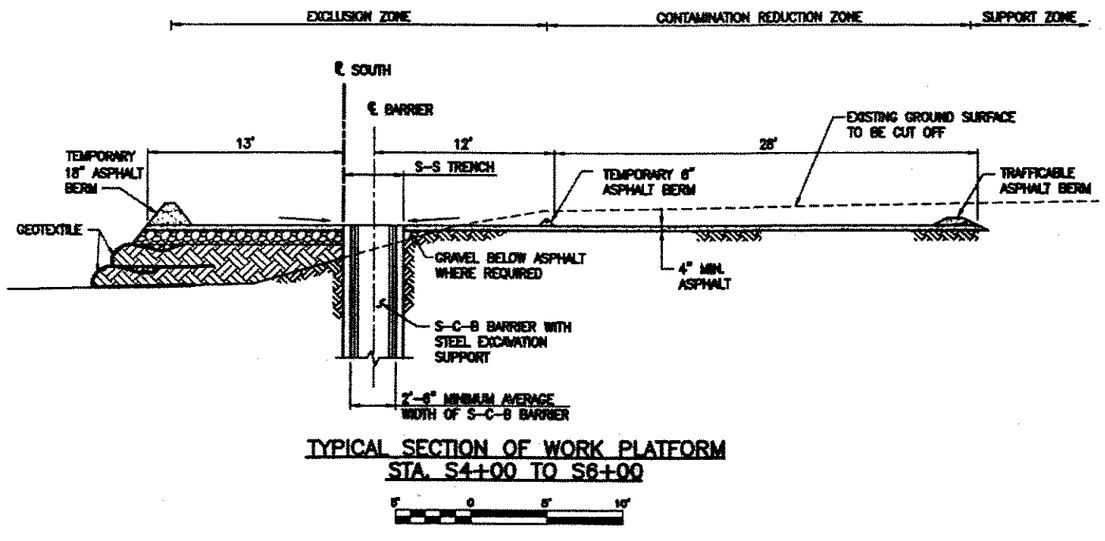

TYPICAL SECTION OF WORK PLATFORM
STA. S4+00 TO S6+00

GENERAL NOTES:

1. Pave the work platform surface with asphaltic concrete (asphalt) having a minimum thickness of 4". The asphalt surface shall be fine graded to allow thorough cleaning of solids to prevent stormwater pollution and dust.
2. Asphalt materials clean of visible soil solids may be tested and reused.
3. Clean asphalt surfaces of visible solids. After construction is complete in any area, power wash asphalt surfaces which remain in place and return to Support Zone conditions for storm water runoff. Collect all solids and wash water to prevent contamination of the adjacent ground surface during cleaning.
4. Prevent dust generation by maintaining work platform and spoil materials in a moist condition.
5. Leave outboard asphalt berm in place as required to prevent stormwater run-on to SA-7 site.

CONSTRUCTION NOTES:

Slurry Supported Trench for COPR Excavation

1. Construct Slurry Supported Trench (SST) no more than three (3) days ahead of Soil-Cement-Bentonite (S-C-B) barrier progress unless approved by Honeywell.
2. Prohibit truck traffic adjacent to the open SST.
3. Decontaminate SST spoil handling trucks before leaving the contaminated work platform.
4. Separate imported SST backfill from the work platform surface with a steel grate traffic surface.

Soil-Cement-Bentonite Barrier

1. Manage S-C-B barrier spoils on the work platform until they obtain initial set. Temporarily stockpile, sample, and test solid spoils to determine if they must be disposed off site. Contain temporary stockpile storm water runoff within the work platform berm system, and protect stockpile surface against erosion by air and water.
2. Place structural steel in the S-C-B barrier within 5 hours of S-C-B mixing.

REV.	DATE	BY	DESCRIPTION
0	11-11-04		CONTRACT 4 - BID ISSUE

STUDY AREA 7

JERSEY CITY NEW JERSEY

Honeywell

101 COLUMBIA ROAD, MORRISTOWN, NEW JERSEY 07962

PROJECT NO. 35037

MUESER RUTLEDGE CONSULTING ENGINEERS

14 PENN PLAZA - 225 W. 34TH STREET, NEW YORK, NY 10122

SCALE	MADE BY	DATE	FILE NO.
GRAPHIC	E.Y.	06-24-04	10210
	CHKD BY K.R.	DATE 11-11-04	DRAWING NO. 1506

WORK PLATFORM DETAILS

Dimensions shown were modified in field.

U:\Jobs\35037\Cad\Dgn\Sheets\35037-1506.dwg, 7/7/2004 3:31:09 PM, DOC

COPR Excavation:
COPR will be excavated and placed directly into trucks. However, wet COPR material may be stockpiled. Trucks will be decontaminated in the Contamination Reduction Zone adjacent to the excavation area before traveling across Support Zone areas. Trucks will be washed in a commercial truck wash upon exit from SA-7 at the 80 Kellogg Street service yard. The excavated COPR will be transported to a truck-to-rail "transload" facility where it will be transferred into rail cars for long distance shipment.

The design contemplates beginning excavation at the southeast corner of the site, and proceeding from Route 440 to the River. The excavation will be performed in an organized pattern to reduce the exposed area of COPR and to permit Exclusion Zone stormwater management. Stormwater and construction water at the excavation Exclusion Zone will be isolated from clean backfill areas and collected for treatment.

COPR exposed at the excavation face will be coated with a spray-on dust control and erosion control coating.

Excavation will commence at the southeast corner and proceed, with open excavation "trenches" parallel to Rt. 440 (except for the triangular area perpendicular to Rt. 440), in a westerly direction. Containment berms and site management for stormwater control and contamination reduction are illustrated in Contract 6 drawings 6101-A and 6102. Excavation will be followed by imported clean soil replacement. All exposed subgrades will be sampled and tested to demonstrate hexavalent chromium is less than 240 ppm before backfill is placed.

Excavation of the strip of land between the west hydraulic barrier and the bulkhead will be performed at low water. Available information indicates COPR is primarily above the MLW in this area. If necessary, excavation outboard of the barrier will be performed below the water table in a wet condition with inward gradient across bulkhead to contain chromium contaminated water. Collected water will be pumped to the WWTP.

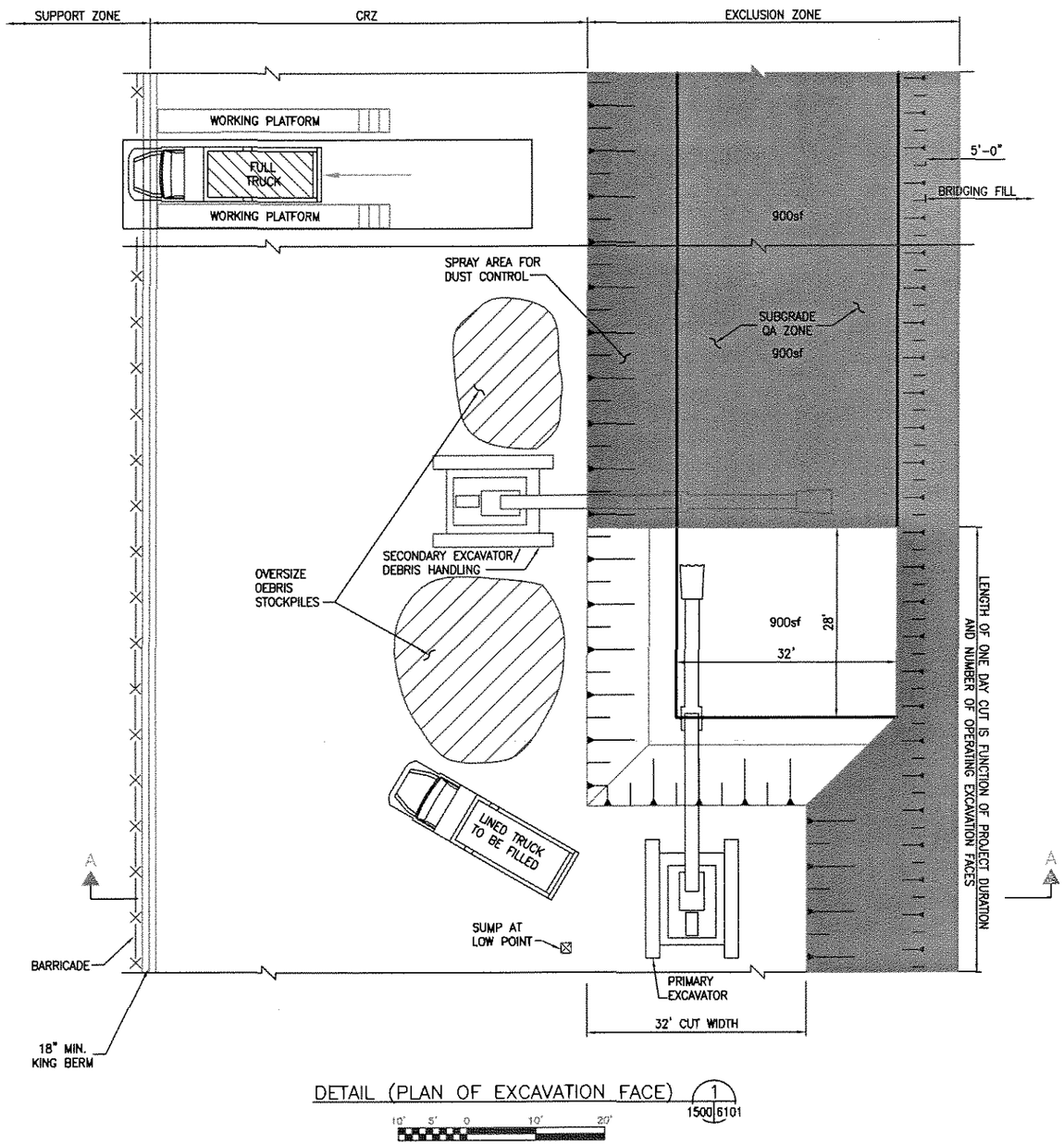

DETAIL (PLAN OF EXCAVATION FACE) 1 1500 6101

10' 5' 0 10' 20'

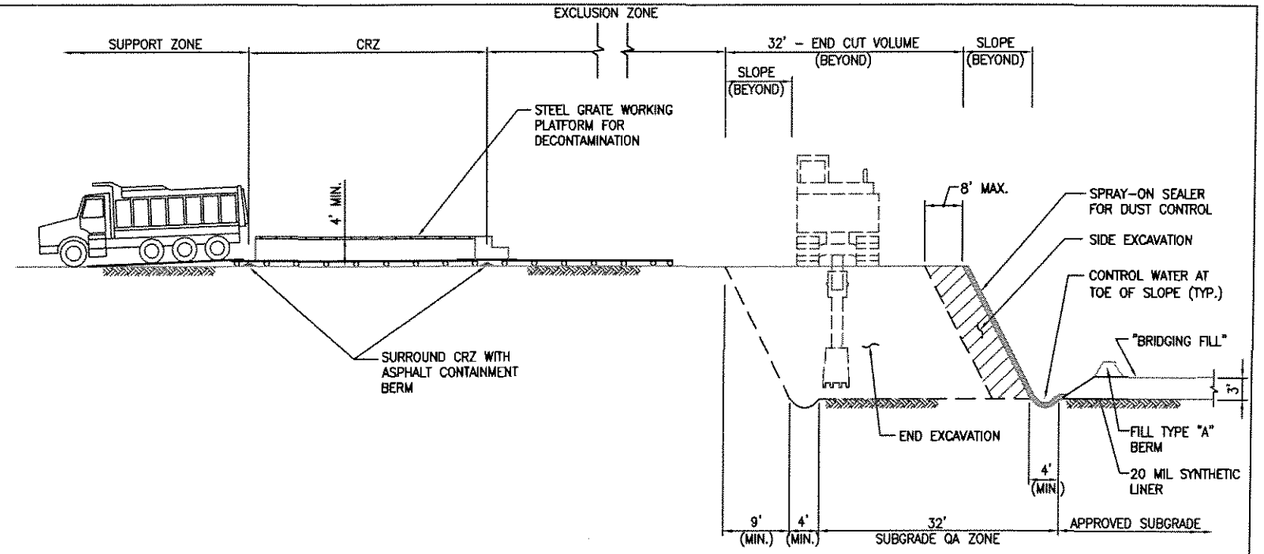

SECTION THROUGH EXCAVATION – SECTION A–A

10' 5' 0 10' 20'

NOTES:

Stormwater and Dust Management

1. Place water tight berms to separate Exclusion and Contamination Reduction Zones from the adjacent Support Zone. Place tack coat to seal separation berm to underlying pavement.
2. Manage stormwater and construction/decontamination water to comply with SWPPP. Place sumps at low points of Exclusion Zone. Prevent flooding of Support Zone, Subgrade QA Zone, and "Bridging Fill". Discharge to Wastewater Treatment Plant.
3. In CRZ, provide a collection pan beneath steel grate or surround steel grate with asphalt berms to allow collection of decontamination water for treatment at WWTP.
4. Provide raised working platform for labor access to truck for securing liner.
5. Limit travel speed on unpaved surfaces to 10 mph.

Excavation Process

1. The conceptual design includes one primary excavator and two truck loading positions for COPR removal. The secondary excavator manages oversize debris and finishes excavation of Subgrade QA Zones. If the average daily amount of COPR removed is less than required for schedule, provide additional truck loading positions and/or adapt the second excavator for part time COPR excavation.
2. Provide one excavator capable of excavating COPR and reaching 60 feet from the center point of the excavator (secondary excavator).
3. Elevate cab of primary excavator to provide operator line of sight to truck bed at center of truck.
4. Excavate with the primary excavator by blending wet and dry materials from the excavation face to provide a composite spoil that will pass the paint filter test. Excavate to surface shown on Drawing 6103 pending confirmatory lab tests.
5. Excavate to provide a stable slope.
6. Slow primary excavator at bottom of cut to prevent over–excavation. Some wet materials may remain on the bottom overnight for drainage. Remove by the next excavation day.
7. Construction Management personnel will inspect the bottom and direct final excavation of each Subgrade QA Zone. Finish excavation of the QA Zone with a flat bucket on the secondary excavator and/or by labor with a shovel as required to minimize over–excavation.
8. Load COPR spoil directly from excavation into trucks.
9. Decontaminate truck tires externally with high pressure water or steam jenny in CRZ. (1)
10. Place and manage oversize debris at the top of the slope in CRZ with the secondary excavator. Load debris within 8 hours of excavation. Prevent dust from debris piles. Prevent runoff from debris piles from causing contamination of truck tires.
11. Barricade top of slope at debris pile for worker safety.
12. After subgrade inspection and sampling, cover Exclusion Zone and QA Zone surface daily with spray–on sealer for dust control.
13. If the Subgrade QA Zone tests <20 ppm, backfill as shown on Drawing 6201.
14. If the Subgrade QA Zone tests >20 ppm, excavate an additional 6" and resample.
15. Submit an As–Built Drawing showing subgrade approval areas and test results.
16. Details shown supersede drawing 6101.

DATE	BY	REVISIONS	NO
03–13–06	HXD	ENTACT REVISIONS	3
03–25–05		CONTRACT 6 – ISSUED FOR CONSTRUCTION	2
03–14–05	C.L.H.	ADDENDUM 3 – NOTES 9 AND 10	1
12–06–04		CONTRACT 6 – BID ISSUE	0

ENTACT
699 South Friendswood Drive, Suite 101
Friendswood, Texas 77546
P: 281–996–9892 F: 281–996–9888

ENTACT

HONEYWELL
STUDY AREA 7
MORRISTOWN, NEW JERSEY

COPR EXCAVATION DETAILS

DESIGNED BY			CHECKED BY	D. HOWELLS	3–13–06
DRAWN BY	H. DE LA O	3–13–06	APPROVED BY	D. HOWELLS	3–13–06

SCALE:	PROJECT NO.	DRAWING NO.	REVISION NO.
N.T.S.	D1177	6101–A	

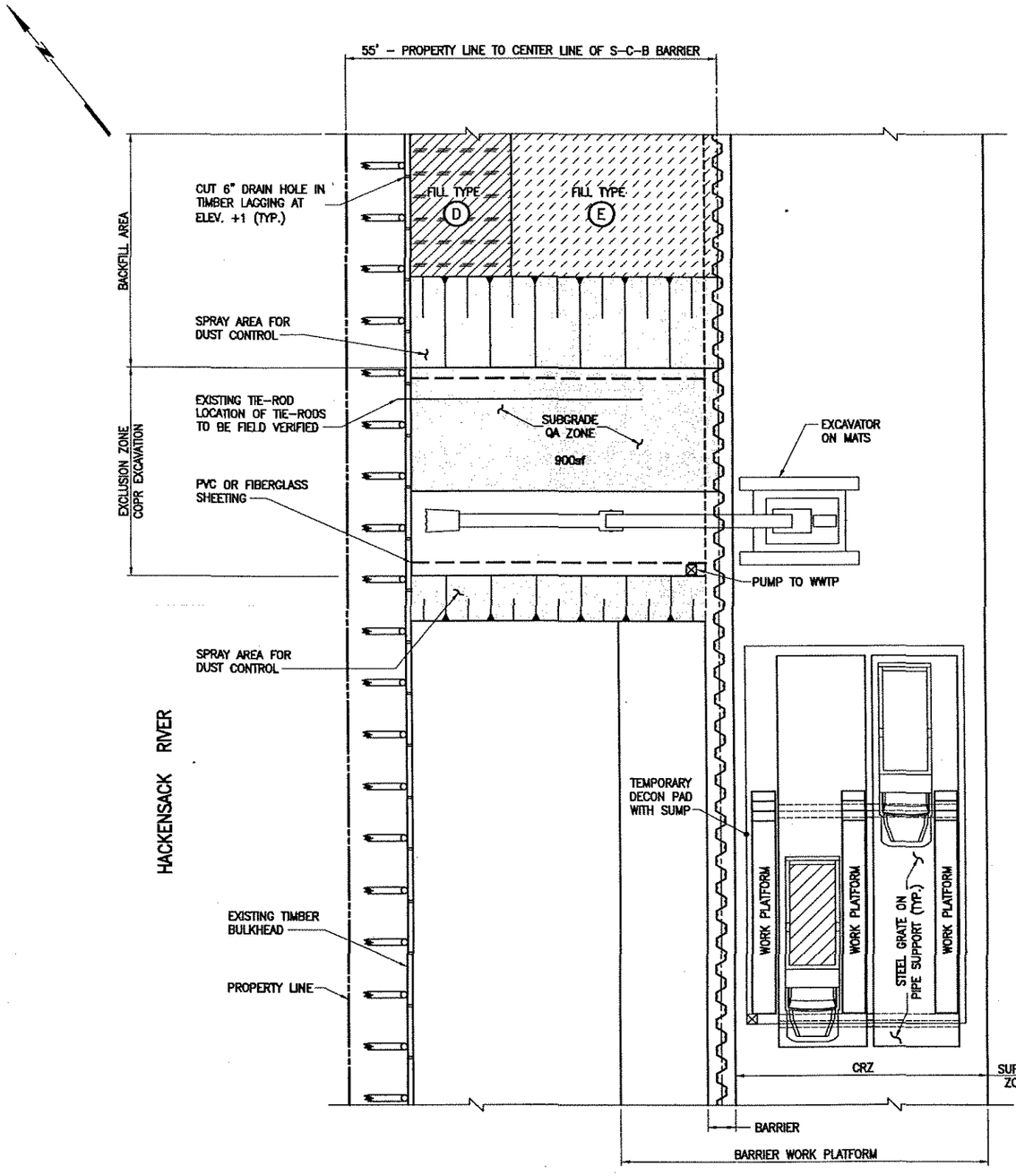

Barrier to Bulkhead Excavation

General Notes

1. Maximum live load at inboard face of timber bulkhead is 100 psf.
2. Maximum live load 10 ft inboard of face is 250 psf.

Preparation and Clean Up

1. Place water tight containment berms and sumps on asphalt work platform inboard of steel sheeting to prevent contamination of Support Zone. Place tack coat to seal berm to underlying pavement.
2. Place diversion asphalt berms to minimize storm water collection and to contain contominated water for treatment.
3. Double contain sump discharge through support zone.
4. Mark location of tiebacks on bulkhead.
5. Remove asphalt pavement and gravel surfaces and recycle clean products of excavation where possible.
6. Build a temporary decontamination pad with water contoinment berms and sumps at excavation area. Clean up spills and control dust to comply with SWPPP.
7. Clean paved surfaces and return to sheet flow runoff after completing work in any one area.

Groundwater Management

1. Excavate between hydraulic barrier and bulkhead after initial drawdown from East Cell groundwater extraction and within 3 months of completion of Barrier J. Coordinate with Hydraulic Barrier Contractor for barrier construction sequence. See Drawing 1503 in Hydraulic Barrier Contract for barrier indentification.
2. Coordinate daily excavation to occur at low ebb tide periods to minimize excavation performed below water table.
3. When excavating below water surface, depress water level inboard of bulkhead to provide an inward gradient of 0.1 ft or more across bulkhead.
4. Use IRM wells to extract groundwater before excavation. Disconnect individual IRM well power supply and discharge pipe as excavation progresses. Close IRM wells by grouting. File closure for permits after wells are no longer needed. Cut well casings at Elev. +4 during excavation.
5. Manage water with sumps and/or wells to prevent water from collecting at the bottom of the excavation and causing cross contamination of clean backfill.

Work Sequence

1. Manage groundwater and stormwater to comply with SWPPP and to prevent contamination of clean backfill.
2. Position long reach excavator inboard of hydraulic barrier steel sheet pile. Track equipment working on pavement shall operate on mats to protect asphalt surface.
3. Position transportation vehicles inboard of hydraulic barrier steel sheet piles in a contained area. Fill and decontaminate trucks on temporary decontamination pad.
4. Do not fill or decontaminate transportation vehicles at drainage swale locations.
5. Remove existing asphalt and cut liner in segments coordinated with daily excavation area. Open only that amount of surface area for which complete excavation can be accomplished in one day.
6. Remove COPR between hydraulic barrier and bulkhead progressing from north property line toward south property line. Projected bottom of excavation is shown on Drawing 6103.
7. Protect tiebacks from damage by excavation.
8. Drive PVC or Fiberglass Sheeting at the toe of the excavation slope and at the toe of the backfill slope to isolate exposed subgrade.
9. Expose clean soil by visual inspection and DPC indicator testing. Scrape excavation subgrade under Construction Manager direction until visually clean. Wash sheet pile with high pressure low volume spray if necessary.

Work Sequence Continued

10. If excavating below water surface, place spoils in containers or in settling pond constructed east of hydraulic barrier to separate free water. Add cement to stabilize spoils if necessary.
11. Field mark post–excavation Subgrade QA Zones (900 sqft or smaller).
12. Sample subgrade in accordance with NJAC 7:26 E–6.4. Coordinate QA Zone identification with data summary table (spreadsheet). Provide GPS coordinate, date and time of each sample. Send sample to Honeywell's independent lab for 24–hour turn around time.
13. If the Subgrade QA Zone tests <20 ppm, backfill as follows:
    a) Place Drainage Net Type 1 over approved final subgrade.
    b) Place Fill Type D to Elev. +6.5 at drainage swales.
    c) Place Fill Type E to Elev. +6.5 between swales.
14. If the Subgrade QA Zone tests >20 ppm, remove 6" from the bottom of the QA Zone and resample for testing.
15. Prepare As–Built Drawing showing QA Zones and test results.
16. PVC or Fiberglass Sheeting may remain in place as backfill progresses.

Under Drainage System

1. See Drawings 6202 – 6204 for Under Drainage System and Details.
2. Use hole saw to cut 6" diameter weep holes in timber lagging at Elev. +1 at maximum 12 ft spacing prior to placing backfill. Cover weep holes with HDPE screen and timber back up board. See Detail 3 on Drawing 6204.
3. Plug weep holes from river side of lagging to prevent tide inflow until excavation and backfill outboard of barrier is complete.

GRAPHIC SCALE

10' 5' 0 10' 20'

REV.	DATE	BY	DESCRIPTION
1	03–25–05		CONTRACT 6 – ISSUED FOR CONSTRUCTION
0	12–06–04		CONTRACT 6 – BID ISSUE

STUDY AREA 7

JERSEY CITY NEW JERSEY

Honeywell

101 COLUMBIA ROAD, MORRISTOWN, NEW JERSEY 07962

PROJECT NO. 35037

MUESER RUTLEDGE CONSULTING ENGINEERS

14 PENN PLAZA – 225 W. 34TH STREET, NEW YORK, NY 10122

SCALE	MADE BY	DATE	FILE NO.
GRAPHIC	B.B.	06–08–04	10210
	CHK'D BY K.R.	DATE 12–06–04	DRAWING NO.

EXCAVATION AT BULKHEAD OUTSIDE OF S–C–B BARRIER

6102

Backfill: Once the excavation moves to the southeast corner following Central Excavation, the COPR removed will be replaced with imported fill placed in lifts. Backfill placement will follow excavation, to minimize the amount of clean subgrade exposed. Backfill will be separated from the COPR excavation face to prevent contamination of clean backfill. Stormwater infiltration into the backfill will be collected in an underdrain system. Infiltration will be discharged to the River through the Stormwater Discharge Pipe during construction, and by diffusion through the bulkhead after construction is complete.

After backfill placement is complete in any area, the site will be covered with crushed stone. An asphalt construction road will be placed at the perimeter to provide truck transport for backfill material delivery. The site will be contoured for surface runoff by sheet flow to Route 440 and the Hackensack River, similar to the original construction.

Sediment and erosion controls will be employed to prevent discharge of solids to the storm drains and River throughout all backfill stages.

Trucks which deliver imported backfill to the temporary Bowling Alley entrance or the Route 440 entrance are different from those used to remove COPR materials from the 80 Kellogg service yard entrance. Backfill trucks will enter and exit from the temporary Bowling Alley entrance or the Route 440 gates. Backfill truck tires will be washed before leaving the site for dust control, if they traverse the backfill, as the tires will be presumed dirty but not contaminated with chromium. Wash water will not be collected for treatment at the WWTP. Wash water sediment will be filtered by the geotextile before discharging to the storm sewer. Backfill trucks will not pass through the truck wash.

Stockpiles: Areas where contaminated materials are stockpiled will be designated as Exclusion Zones, with containment and collection of storm water for treatment. Wet COPR material, oversized debris, concrete, asphalt, wood pile caps, tires, metal wastes, and other debris may be stockpiled. Oversized material will need to be cut up into suitable disposal sizes. Some material may need to be decontaminated within the stockpile exclusion zone before recycling.

Contaminated material will be stockpiled within designated stockpile areas on site as shown on drawings. These exclusion zone areas will have mobile truck tire washing facilities for equipment and vehicle decontamination. Uncontaminated material will be stockpiled within bermed restricted work zones or be contained with silt fence or hay bales.

Debris will also be stockpiled in the excavation Exclusion Zone, EZ as shown on Drawing 6101-A to allow the placement of generally up to 10% debris into the COPR truck bed for disposal. Contaminated runoff from the EZ will be contained and treated by the wastewater treatment plant.

Contaminated stockpiles will be contained and spray-on coated or covered as necessary to prevent dust, erosion, and sediment generation when not in active use. When in active use, the stockpile will be sprayed with water, if dust is generated. Additional methods may also be necessary to prevent dust.

Non-contaminated stockpiles may be sprayed with water, spray-on coated or covered as deemed necessary to prevent dust, erosion and sediment generation when not in active use. When in active use, the stockpile will be sprayed with water, if dust is being generated. Additional methods may also be necessary to prevent dust.

Backfill generally arrives in a dry condition. If dust conditions warrant, water cannons or other effective means will spray the fill as it is being unloaded to avoid the formation of a dust cloud. The uncontaminated water from the unloading operation within SA-7 will be collected by the underdrain system. The uncontaminated water from the unloading operations within the bowling alley stockpile area will be filtered by the silt fence and/or hay bales before draining as sheet flow in the parking lot. The stormwater catch basins within the bowling alley parking lot will have geotextile filters to trap any sediment. The filters will be regularly maintained.

Planned Stormwater Management

The overall stormwater management procedure includes maximizing the separation of clean rainfall runoff (rainfall that has not come into contact with COPR), from stormwater which contacts "source" material (i.e. COPR) during the remediation program.

The plan calls for the containment, collection and treatment (in the site wastewater treatment plant) of all groundwater and rainwater on the site that has contacted COPR. Asphalt containment and diversion berms (or equivalent) are planned to separate active construction areas from clean areas. After invasive work is completed, contaminated surfaces will be covered or cleaned to restore Exclusion Zone areas to Support Zone conditions, where stormwater remains clean and sheet flow runoff is permitted. Ferrous sulfate may be used as described on page 2 to prevent hexavalent chromium discharges above 50 ppb.

Stormwater that has not, nor will not, contact the COPR, including water that is collected from undisturbed areas and "clean" water from remediated areas, will be managed with diversion berms and sump pumps for discharge to the River at the bulkhead and also to the Rt. 440 storm drain system. Clean water collected will be discharged to the River through a Stormwater Header Pipe running along the south property line, located above ground on top of the south barrier wall. The sloped Stormwater Header Pipe will be capable of discharge to the River directly or to the swale at the west end of the site by the use of a slide gate and diversion tees.

Construction of the perimeter barrier and COPR excavation, described below, will temporarily disrupt sheet runoff of stormwater to Route 440 and the Hackensack River. Where discharge of clean stormwater is interrupted, clean water will pond in isolated low areas within the Support Zone. Ponded clean stormwater will be pumped to areas of the site which discharge to the River by sheet flow, or to a Stormwater Discharge Pipe to be constructed along the south property line. Standing water outside of exclusion zones that exhibit any indication of contamination will be promptly removed. If any ponded water is contaminated (either by virtue of its color or by virtue of its proximity to exclusion zones), the water will be tested with a Hach test kit for hexavalent chromium. Clean water will be discharged to the stormwater swales; water containing hexavalent chromium > 50 ppb will be sent to the wastewater treatment plant.

The six drawings in Appendix B indicate typical stages of the soil replacement phase and proposed separation of the clean and contaminated water sources.

Asphalt berms will be used to subdivide the ground surface into four zones for stormwater management as follows:

1. Exclusion Zone (active excavation face, and sealed excavation face, EZ)
2. Contamination Reduction Zones (truck and equipment decontamination pads, CRZ)
3. Support Zone Use of water and spray sealants for dust suppression (SZ).
4. Restricted Work Zone where non-hazardous wall spoils may be stockpiled and vehicular traffic is prohibited.

The zones will move with excavation progress (Excavation removes CRZ; progressively turning CRZ into EZ).

Extraction of contaminated groundwater with a vacuum wellpoint system will start several months before earthwork starts, therefore most of the excavation will be of unsaturated soils. All decontamination washwater, surface sump pumps and the wellpoint effluent will be pumped to a wastewater conveyance pipe located above ground along the southerly barrier wall with discharge to the WWTP. A 266,000 gallon sediment settling tank has been constructed on site to settle out contaminated storm water sediment and equalize storm water flow peaks to the wastewater treatment plant. Should other waste waters exhibit sediment concentrations >500 mg/l Total Suspended Solids, they may be settled in the sediment settling tank. However, it is preferred that the capacity of the sediment settling tank be reserved primarily for contaminated storm water only.

Excavation on the site will be performed by large backhoe equipment, which will deposit the excavated material directly into watertight truck containers. Decontamination of truck and equipment will occur at the loading area to assure contamination does not leave the work area.

As the project progresses westward, new finished soil grades will be established and the surface covered with a 9" minimum thickness layer of clean crushed stone over a geotextile to prevent dust blowing and soil erosion.

Also as the work proceeds the vacuum well point system will be removed with the COPR and as new clean backfill is placed, a new deep subdrain pipe system will be constructed within the fill. The deep subdrains will be installed in the new porous fill for ground water collection on 100-ft centers in a north-south longitudinal direction as the project progresses. All subdrains will be inter-connected to a series of dewatering sump pumps which will discharge to the stormwater header pipe.

Only stormwater, which falls within the site on the clean backfill, will be collected in the deep subdrain system since the perimeter barrier wall will prevent all surface and subsurface flow to and from the project site.

Stormwater Design

Stormwater and construction water falling on Exclusion Zone and the Contamination Reduction Zone will be collected for treatment. Stormwater falling on all other areas will be allowed to discharge to the River. Asphalt berms will be used to divert clean stormwater around the excavation for direct runoff to the River. The following contaminated waters will be pumped to a stormwater header pipe for treatment at the WWTP: impounded water within bermed containment areas, and contaminated storm water in the sediment settling tank, and frac tanks.

All design stormwater flows have been calculated for a 25-year, 24-hour storm. (Calculations are in Appendix A.) Should such a storm occur the shallow groundwater pump system and all decontamination operations could be suspended during the peak storm precipitation period so as not to overload the flow to WWTP. However, contaminated storm water sediment settling tank and site contaminated containment berm equalization and the WWTP ModuTanks will dampen this peak flow and not overload the plant. The contaminated water pumped from the excavation area would continue to discharge to the treatment plant in order to prevent flooding and re-contamination of the remediated areas. This system was proven effective in October 2005 when 11 inches of rain fell over eight days.

As the project progresses westward, the easterly catch basin and storm drain system will be reconstructed and reconnected to the Rt. 440 system. Silt fences and catch basin inlet filters will prevent silt from entering that storm drain system. In addition, wet street sweeper vehicles will operate on paved haul roads to preclude dust conditions.

Sheet runoff on the west, or downhill, side of the site would continue to flow to the two side swales that will contain hay bale baffles and fabric covered crushed stone berms to collect any silt. Refer to Stormwater Balance Analysis Scenarios Drawings 1 through 6 in Appendix B for location of containment berm changes. Please note that unanticipated construction changes may necessitate changes to containment berm areas and hence stormwater calculations. Revised calculations will be made and placed into our files to document and verify capacity. In addition, a “stop-log” structure, together with a double sluice gate mechanism will allow runoff to be collected in shallow ponds at the bulkhead, if necessary, for controlled outflow. These devices will also act to provide containment in the event of an accidental spill on the site. The sluice gates will prevent backwater flooding from the River to the site during peak storms with up to a 100-year frequency. These devices will be manually operated during the Project.

Construction inspectors will be present with responsibility for closing the sluice gates, should an accidental spill occur. In addition, the Contractor will have mobile standby pumps and tank trucks available to the Project to enable spilled liquids to be collected for treatment. The WWTP has seven 49,000 gallon (approximately) storage tanks to handle the stormwater influent as well as other waste waters.

As work progresses, the initial well point system will be removed with the excavated contaminated material and, as new replacement porous fill is placed, the subdrain and sump pump system will be installed. Therefore as the procedure moves, from east to west, less

contaminated water will be pumped to the WWTP and clean groundwater (from site rainfall through porous fill) will be pumped to the storm drain header pipe for discharge to the River.

The long-term water table in the backfilled site will seep into to the River. The deep layer of subdrains will transmit stormwater infiltration and groundwater to the west end where it will overflow the barrier wall at elevation +4.0 and pass through weep holes in the timber bulkhead.

At completion of work, the site will have the same watershed areas flowing to Rt. 440 and the River; however, the crushed stone surfacing and relatively flat surface slopes will minimize the surface flow quantity and velocity. Most of the precipitation will actually percolate through the soil and migrate vertically to the subdrain system for seepage through the bulkhead to the River. The easterly portion will flow to deep subdrains and to shallow subdrain connections on the inlets in the storm drain system. A small portion abutting the Rt. 440 right-of-way will flow to the reconstructed catch basin system. As indicated in the Stormwater Calculations (Appendix "B"), post-development 25 year peak runoff rates will be greater than pre-development peak runoff rates to the Hackensack River (West Side). Post-development peak runoff rate to the east side (Rt. 440) will remain the same or be reduced.

Dust, Silt, Waste Handling, Concrete Truck Wash Out, Chemical Storage and Spill Kits

Dust control will be extensive throughout the duration of the Project. The primary method of control will be the use of watering trucks and water cannons to maintain wet surfaces on all vehicle travelways as well as exposed soil surfaces in the excavation trench. A spray on coating will be sprayed on exposed soil surfaces and used when necessary.

The interim perimeter fence will consist of a 10 ft high chain link fence with the bottom 2'-4" high portion lined with silt fence and the upper 7'-8" portion lined with a wind/privacy screen of slit film polyethylene containing 92% closure.

Continuous air monitors during excavation around the project perimeter will monitor dust levels.

All project catch basin sumps will be inspected weekly and have accumulated silt removed as deemed necessary. Silt fences and stone swale check dams will be inspected weekly to assure they remain functioning and in proper position. Accumulations of silt from any location on the Project will be collected and deposited with the excavated COPR for offsite disposal.

Covered dumpsters will be provided at several areas of the site where work is progressing to enable ready collection and disposal of site trash and litter. The trash dumpsters will be emptied on a regular basis. Construction debris roll offs are covered prior to transport. Should they contain materials that attract vermin or leachable materials, they will be covered when not in use.

Concrete trucks will not be allowed to clean out their trucks at the site.

Chemicals are safely stored. The WWTP chemicals of sodium metabisulfite and sulfuric acid are stored inside the WWTP in double walled secondary containment tanks. Bulk deliveries of these materials are done under secondary containment. The bulk storage tanks are contained

within the WWTP secondary containment berms. Drums of compatible material are stored in the WWTP within their own secondary containment within the plant secondary containment berms. Drum storage of hydrochloric acid, sodium hypochlorite (bleach), sodium hydroxide and sulfuric acid are stored in the WWTP. Lime is stored on pallets within the WWTP secondary containment area. Diesel fuel is stored within the double wall tank of the WWTP emergency generator.

Bulk solid chemicals such as ferrous sulfate and lime are stored out of the elements within the 60 Kellogg garage, storage sheds and conex boxes. Lubricants are stored when not in use inside conex boxes. Cement and bentonite dust will be cleaned up before rainfalls and before the end of each night, especially when deposited outside the bermed area. Good housekeeping measures will be enforced.

Flammable liquids are stored in grounded cabinets for flammable materials. The cabinets may be stored near or inside the Contractor's conex boxes.

Leaks and spills of any kind must be reported immediately and cleaned up promptly.

Spill kits are located in the WWTP. This area acts as a central depository. Trucks transporting COPR to the transload facilities have spill kits inside each truck and an emergency response contractor is on call for any spills outside SA-7.

The General Permit Attachment B is included in this plan by reference and may be found in Appendix E.

Adjacent Service Yard

The abutting 60 and 80 Kellogg St. Service Yard, extends between SA-7 and Kellogg St. on the south side of the site, was regraded and paved. The center areas of the site have a series of catch basins to collect all Yard runoff. The back end of the 80 Kellogg Street building was altered to provide a structural enclosure for the Wastewater Treatment Plant. The yard, through which all COPR will be hauled offsite, contains truck scales and an automatic truck wash for final vehicle cleaning before leaving the Site. The former bowling alley site will not be altered with respect to stormwater management, except that when stockpiled clean fill is present, catch basins will have geotextile filters. Trucks will be staged in the parking lot and at the initial backfilling operations, backfill tucks will enter and exit the SA-7 site through the bowling alley parking lot.

New catch basins will have filter fabric and/or hay bales for silt collection.

In addition, the perimeter fence on the Yard will have a silt fence bottom and wind/privacy screen top to an 8 ft. height. This fence will perform as a secondary dust and silt barrier.

Site Restoration and Final Conditions

As previously indicated, the Site will be backfilled to meet adjacent surface grades, utilizing the barrier wall as a retaining wall in a few areas. The final surface will be topped with gravel with the exception of a 150-ft. deep frontage area on Rt. 440 and an interior perimeter service road that will be paved.

Drainage swales and sheet runoff to the storm drain system along Rt. 440 will be re-established. The permanent underdrainage system will convey rainwater infiltration within the perimeter barrier wall westerly to the River. The top of the west barrier wall will be cut at elevation +4.0, which will allow overflow of the underdrain system to the River and exclude backwater inflow. Another gravel layer will be provided to convey the groundwater from the barrier through weep holes in the existing bulkhead.

After project completion all air and groundwater level monitoring will be discontinued. Silt fences and windscreens will be removed from the perimeter fence and adjacent areas will be restored to original conditions.

APPENDIX A

WASTEWATER TREATMENT PLANT FLOW CAPACITY

Study Area 7
Jersey City, NJ

General

The Wastewater Treatment Plant (WWTP) and the accompanying storage and equalization tanks are currently being utilized.. The following narrative presents the components of various inflows to the WWTP. The WWTP was designed for a 277,000 gpd maximum flow, which is 193 gpm over 24 hours and permitted for an average daily discharge of 200 gpm. Seven equalization ModuTanks have been installed. Each tank, with a 5" freeboard contains 55,950 gallons. Normally, storage capacity is with freeboard is 340,000 gallons. Secondary containment is provided around all ModuTanks.

The sediment settling tank consists of a 330,000 gallon ModuTank. Contaminated stormwater and other sediment laden waters are pumped into this tank prior to being discharged to the WWTP equalization tanks. This discharge must contain < 500 mg/l TSS to be treated by the treatment plant.

The calculations contained in Appendix B utilize conservative storage values. Assumed for calculation purposes:

- the seven WWTP equalization ModuTanks have 199,600 gallons of storage capacity available,
- the settling ModuTank has a winter (Dec-March) capacity of 190,500 gallons and a summer (April-November) capacity of 218,700 gallons,
- the containment berms have approximately 12 inch high divider berms to provide temporary storage until pumped down. Refer to the specific storm water balance analysis for the particular storage capacity.

Shallow dewatering estimates are based on calculations performed by Mueser Rutledge Consulting Engineers. Deep pumping quantities are based on field conditions.

Dry Weather Flow

a. East Deep Wells – nominal 45 gpm to start and tapers down to 10 gpm

   Deep wells will draw contaminated groundwater from below the meadow mat form the east cell. The deep wells shall extract sufficient groundwater to depressurize this confined aquifer to an elevation 2 ft below the bottom of the excavation. The east cell closes with low permeability Glacial Till to reduce recharge. HydroQual estimates that the total inflow will be about 10 gpm to maintain the elevation after the elevation goal is achieved.

b. West Deep Wells – nominal 45 gpm to start and tapers down to 10 gpm

   Deep wells will draw clean groundwater from below the meadow mat from the west cell. Testing has proven that this groundwater is free of chromium. Extracted water will be tested to confirm this assumption so that collected water may be discharged directly to the River (storm water discharge line). The deep wells shall extract sufficient groundwater to depressurize this confined aquifer to an elevation 2 ft below the bottom of

the excavation. The west cells closes with the Red Clay, which reduces recharge. HydroQual estimates that the total inflow will be about 10 gpm to maintain the elevation after the elevation goal is achieved.

c. Shallow Groundwater – vacuum well points will deliver about 10 gpm

Shallow groundwater will be collected from within the COPR and natural deposits above the meadow mat using vacuum wells or sumps. This contaminated water will be discharged to the WWTP. The extraction rate is estimated at 10 gpm. Not all rows of well points will be utilized at one time in a cell. This is a change from the 100% design as a result of pilot excavation results.

Vacuum wells will be installed by drilling. Spoils will be collected for disposal. A watertight seal will be placed at the ground surface around the well casing to promote vacuum underground. This seal will close with the asphalt, or concrete pavement. Groundwater drawn out by the vacuum wells will be collected by a vacuum header. Vacuum wells will be shut off as the excavation encroaches on the well alignment and the wells will be removed during excavation process.

d. Shallow Groundwater French Drains – french drain will deliver about 20 gpm

Shallow groundwater dewatered from the french drains located near the bulkhead in the west cell are being pumped to the WWTP. This flow had been estimated at 20 gpm. As the site is excavated, this volume will reduce.

.

e. Decon Water – 5.5 gpm

Trucks and equipment are decontaminated at the excavation area before they cross clean Support Zone areas. High pressure, low volume, spray is being used. A steam jenny may be used in the winter operations. Decon water will be contained in bermed areas, on separately lined decontamination pads, and in the excavation grated truck decon ramp sump. The water will be collected for treatment in the WWTP. Water measured during the pilot excavation showed 3 gallons per truck were used. Including decontamination of other equipment, 5 gallons per truck is estimated. Assuming the maximum number of trucks per day 65, the decon water is estimated at 325 gallons per day, or an equalized flow to the treatment plant of 0.23 gpm. The commercial truck wash uses 110 gallons per truck or 5.21 gpm. Personnel decontamination water amounts to 0.005 gpm. Laboratory wastewater amounts to 0.005 gpm. All gpm flows are equalized over a 24 hour period.

Wet Weather Flow

a. Storm Water – Sources of contaminated stormwater include:
    i. Sediment Settling Tank, Frac Tanks, Containment Berm Contaminated Stormwater -
    ii. Excavation Face and Exclusion Zone Contaminated Stormwater-

    During a significant storm event, the shallow groundwater pumps may be turned off and decontamination waters will cease being generated as construction activities will be suspended. It is anticipated that deep groundwater wells will continue to pump, as applicable. In order to provide a conservative profile, the calculations for the Storm Water Balance Analysis assume that all sources are discharging.

b. East Deep Wells – 45 to 10 gpm (This groundwater contains the deep groundwater chromium plume water.)

c. West Deep Wells – 45 to 10 gpm (This water may not require treatment.)

d. Uncontaminated Surface Water from Remediated Areas -

    Storm water on the clean backfill will be collected with sumps at low points. Diversion berms will prevent storm water failing on clean backfill from running into the backfill placement area and excavation face. Diverted storm water will be collected with sumps, which will discharge, directly to the River. In some areas clean storm water may be impounded on the clean fill surface and allowed to infiltrate through the clean fill to be collected in the drainage system shown on Drawing 6202, prepared by Mueser Rutledge Consulting Engineers.

e. Clean Fill Groundwater from Remediated Areas

    A permanent drainage system, shown on Drawing 6202, will be constructed as backfill is placed. This system will ultimately transmit infiltrated storm water to the bulkhead where it will seep into the River through weep holes. This system will have sumps for pumping to remove groundwater during the construction period. Collected groundwater will be discharged directly to the River.

f. Swale Storm Water Runoff

    Segregated storm water falling at the west end of the site, west of the Exclusion and Contamination Reduction Zones at the excavation area, will be allowed to runoff to the River over the bulkhead, as is presently occurring. The barrier work platform along the north and south sides of the site will temporarily relocate the swale flow towards the site interior. After the west barrier is completed the work platform will be removed and the swale will be reestablished and paved where they pass across the barrier alignment.

APPENDIX B

STORMWATER BALANCE ANALYSIS

Study Area 7
Jersey City, NJ

Stormwater Balance Analysis

A stormwater balance analysis follows in the Mueser Rutledge Consulting Engineers calculations and drawings. Calculations conclude that stormwater will be successfully contained and treated with shallow and deep groundwater extraction and construction decontamination waters as planned in the procedures presented in the SPPP. Segregation of contaminated and non-contaminated stormwater by berms, and containment of contaminated water in bermed areas, storage tanks, and sediment settling tank allows for controlled manageable treatment of waters. Six construction sequence scenarios have been analyzed for stormwater containment capacity, and wastewater treatment plant capacity under a 25-year, 24 hour storm (5.74 inches in 24 hours. The six construction scenarios include :

1. March 2006, Completion of the Barrier and Dewatering for the Start of Excavation
2. April 2006, Completion of the Barrier and Start of Excavation
3. May-June 2006, Barrier Ending and Excavation Proceeding
4. July-August 2006, Barrier Completed and Backfill Started
5. September 2006-June 2007, Excavation in East Side Completed, Backfill Underway
6. July 2007 to October 2008, Excavation in West Side Begins, Backfill to the Center of the Site Continues

Assumptions used are the following:

- Although decontamination waters, and shallow groundwater discharges could be shut off during a storm event, for the purposes of the calculations, they were left on.
- Although the seven equalization ModuTanks have more capacity, 199,600 gallons of available capacity was used.
- Winter storage capacity of the Settling ModuTank was assumed to be 190,500 gallons and summer storage capacity was assumed to be 218,700 gallons.
- The exclusion zones are subdivided, and will be constructed to provide temporary storage of storm water as indicated in Table 1. Temporary storage is pumped to the WWTP.

MUESER RUTLEDGE CONSULTING ENGINEERS

File No.: 10210 A

Made by: NMA Date: 3/28/06

FOR Study Area 7 Checked by: PWD Date: 3/28/06

SUBJECT: Storm water Balance Analysis

Table 1: Summary of areas by scenario

Scenario	Figure	Ground water Extraction					Other Waste-water Table 2	Exclusion Zone		
		All Shallow Wells		All Deep Wells				Area Illustrated on Drawing		Temporary Exclusion Zone storage
		French drain	Vacuum pumps	East cell	West cell	Total		Under Excavation	Total	
	#	gpm	gpm	gpm	gpm	gpm	gpm	sq.ft	sq.ft	gallon
March 2006, Completion of Barrier and Dewatering for Start of Excavation	SPPP 1	20.0	10.0	45.0	-	45.0	5.5	-	539,200	1,798,126
April 2006, Completion of Barrier and Dewatering for Start of Excavation	SPPP 2	20.0	10.0	30.0	-	30.0	5.5	70,000	498,275	1,401,216
May-June 2006, Barrier Ending and Excavation Proceeding	SPPP 3	20.0	10.0	20.0	-	20.0	5.5	120,000	307,600	540,037
July-August 2006, Barrier Completed and Backfill Proceeding	SPPP 4	20.0	10.0	10.0	-	10.0	5.5	68,700	256,300	540,037
Sep. 06 - Jun. 07, Excavation East Completed, Backfill Underway	SPPP 5	20.0	10.0	10.0	45.0	55.0	5.5	104,000	200,975	215,764
Jul. 07 - Oct. 08, Excavation West Side Begins, Backfill to Center of Site	SPPP 6	15.0	10.0	-	10.0	10.0	5.5	126,340	197,515	123,447
Summer 2009, Completion of Excavation	SPPP 7	15.0	10.0	-	10.0	10.0	5.5	115,700	152,375	-

Notes:

1 A 25 year 1-day storm is 5.74" of rain.

2 Rainfall within open excavation area will be collected for treatment to prevent recontamination of clean backfill.

3 Temporary Exclusion Zone storage contains rain-water within controlled berms. Temporary storage is pumped to WWTP and treated consistent with plant availability.

4 Other Wastewater includes: Truck decontamination, Truck wash, Personnel decontamination, Laboratory wastewater

Table 2: Other Wastewater

Item	Qty.	Unit	Total gal/day	Total gpm
COPR Trucks	65	truck/day		
Decontamination	5	gal/truck		
Wash *	110	gal/truck		
Total			7,833	5.439
Personnel per day	7			
Decontamination	1	gal/person		
Total			7	0.005
Laboratory wastewater			50	0.035
Total			**7,890**	**5.479**

* add 5% to truck wash to account for decontamination of support trucks and personal vehicles

MUESER RUTLEDGE CONSULTING ENGINEERS

File No.: 10210 A

Made by: NMA Date: 3/28/06

FOR Study Area 7 Checked by: PWD Date: 3/28/06

SUBJECT: Storm water Balance Analysis SPPP 1 March 2006

March 2006, Completion of Barrier and Dewatering for Start of Excavation

	Area [sq.ft]	Storage [gal]	Notes
WWTP	14,175	199,600	Total capacity is 350,000 gal
ModuTank	22,500	190,500	Total capacity is 330,000 gal
Subtotal (Tank)	**36,675**	**390,100**	**WWTP and ModuTank**
Bermed Area	**502,525**	**1,798,126**	**Storage = rainfall x Area**
Excavation Zone	**0**	**0**	**Pumped for treatment**

Notes

1. Storage on Bermed area assumes 5.74" rain event in 24 hours.

WWTP capacity	operates 24/7 if needed
Total [gpm]	**180**
Total [gpd]	**259,200**

Treatment volume from Wells and Other	
Shallow wells, French Drain	20
Shallow wells, Vacuum Pumps	10
Deep wells, East & West Cells	45
Other wastewater	5.5
Total [gpm]	**80.5**
Total [gpd]	**115,890**

25 YEAR 24 HOUR STORM EVENT

	Input								Priority 1		Priority 2			
End of Day	Rain: 25 Year 24 hr Storm Event	V_T Tank Area x Rain Priotity 2	V_B Bermed Area x Rain Priority 2	v_E Excavation Area x Rain Priority 1	Wells and Other Priority 1	Priority 1 Volume	Priority 2 Volume	WWTP remaning capacity after Priority 1 Treatment	Priority 1 Volume Pumped to V_T Storage	V_T Tank Volume during priority 1 processing	Priority 2 Volume Pumped to V_T Storage	V_T Tank Volume during priority 2 processing	V_B Volume in Berms Remaining	% V_B Volume in Berms Remaining
	inches	gallons	gallons	gallons	gallons	gallons	gallons	gallons	gallons	gallons	gallons	gallons	gallons	gallons
	[A]	[B]	[C]	[D]	[E]	[F]	[G]	[H]	[I]	[J]	[K]	[L]	[M]	[N]
pre storm		0	0	0	115,890	115,890	0	-143,311	0	0	0	0	0	0%
Day 1	5.74	131,230	1,798,126	0	115,890	115,890	1,929,356	-143,311	0	131,230	402,181	390,100	1,395,945	78%
Day 2	0.00	0	0	0	115,890	115,890	0	-143,311	0	0	143,311	390,100	1,252,635	70%
Day 3	0.00	0	0	0	115,890	115,890	0	-143,311	0	0	143,311	390,100	1,109,324	62%
Day 4	0.00	0	0	0	115,890	115,890	0	-143,311	0	0	143,311	390,100	966,014	54%
Day 5	0.00	0	0	0	115,890	115,890	0	-143,311	0	0	143,311	390,100	822,703	46%
Day 6	0.00	0	0	0	115,890	115,890	0	-143,311	0	0	143,311	390,100	679,393	38%
Day 7	0.00	0	0	0	115,890	115,890	0	-143,311	0	0	143,311	390,100	536,082	30%
Day 8	0.00	0	0	0	115,890	115,890	0	-143,311	0	0	143,311	390,100	392,772	22%
Day 9	0.00	0	0	0	115,890	115,890	0	-143,311	0	0	143,311	390,100	249,461	14%
Day 10	0.00	0	0	0	115,890	115,890	0	-143,311	0	0	143,311	390,100	106,151	6%
Day 11	0.00	0	0	0	115,890	115,890	0	-143,311	0	0	106,151	352,940	0	0%
Day 12	0.00	0	0	0	115,890	115,890	0	-143,311	0	0	0	209,630	0	0%
Day 13	0.00	0	0	0	115,890	115,890	0	-143,311	0	0	0	66,319	0	0%
Day 14	0.00	0	0	0	115,890	115,890	0	-143,311	0	0	0	0	0	0%

MUESER RUTLEDGE CONSULTING ENGINEERS

File No.: 10210 A

Made by: NMA Date: 3/28/06

FOR Study Area 7 Checked by: PWD Date: 3/28/06

SUBJECT: Storm water Balance Analysis SPPP 1 March 2006

Table Formulas:

[B] = Tank Area x [A]
[C] = Bermed Area x [A]
[D] = Excavation Area x [A]
[E] = Treatement Volum from wells and other
[F] = [D] + [E]
[G] = [B] + [C]
[H] = [F] - WWTP Capacity if [F] < WWTP Capacit, 0 otherwise
[I] = [F] - WWTP Capacity if [H] = 0, 0 otherwise
[J] = [I] + [B] for Day 1, MAX(0, [$J_{prior\ day}$] + [H]) thereafter
[K] = MAX(Tank Storage - [J], -[H]), until priority 2 is treated
[L] = [H] + [I] + [J] + [$L_{prior\ day}$]
[M] = [$C_{Day\ 1}$] - SUM([K])
[N] = [M] / [$C_{Day\ 1}$] %

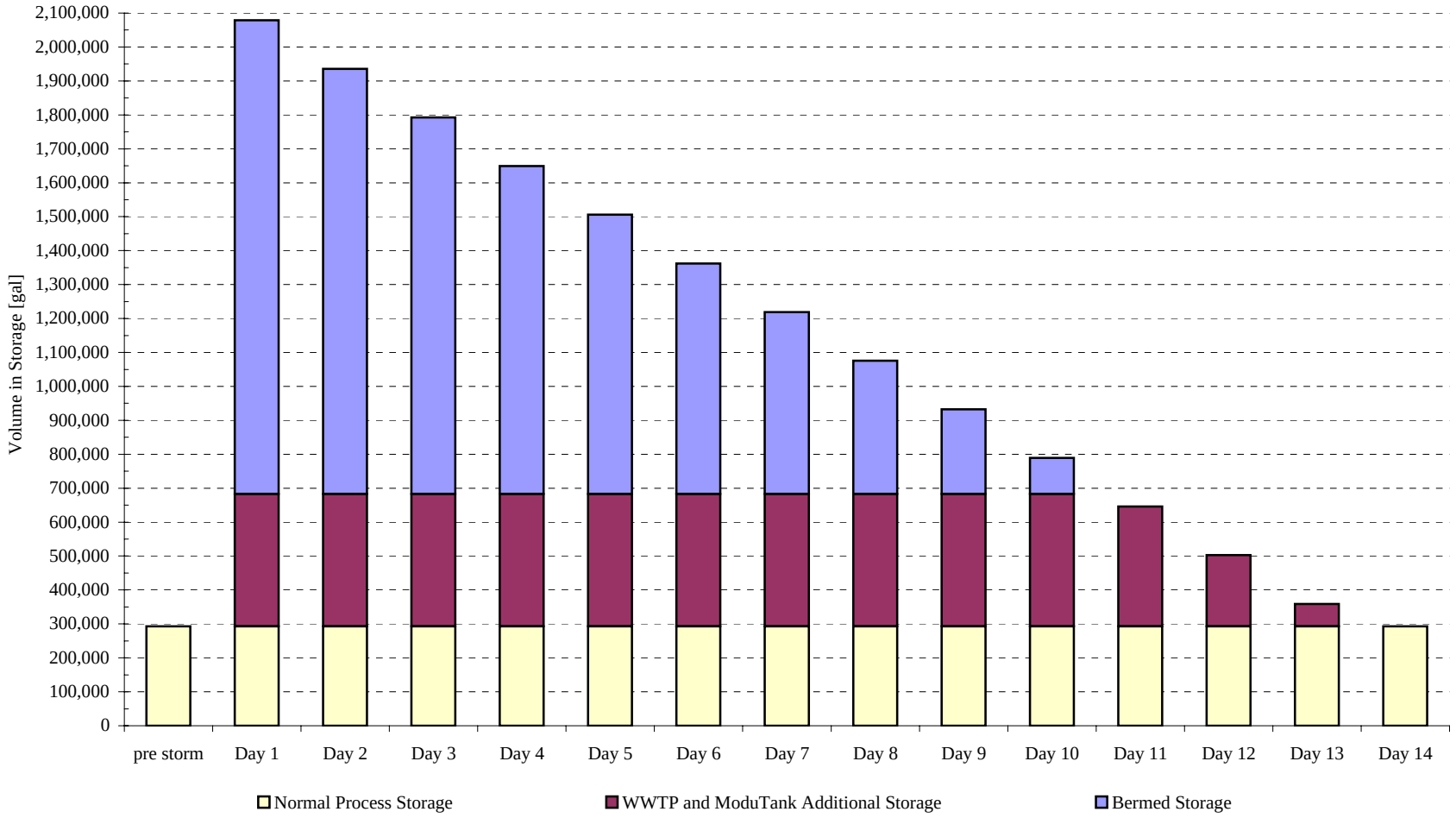

MUESER RUTLEDGE CONSULTING ENGINEERS

File No.: 10210 A

Made by: NMA Date: 3/28/06

FOR Study Area 7 Checked by: PWD Date: 3/28/06

SUBJECT: Storm water Balance Analysis SPPP 2 April 2006

April 2006, Completion of Barrier and Dewatering for Start of Excavation

	Area [sq.ft]	Storage [gal]	Notes
WWTP	14,175	199,600	Total capacity is 350,000 gal
ModuTank	22,500	190,500	Total capacity is 330,000 gal
Subtotal (Tank)	**36,675**	**390,100**	**WWTP and ModuTank**
Bermed Area	**391,600**	**1,401,216**	**Storage = rainfall x Area**
Excavation Zone	**70,000**	**0**	**Pumped for treatment**

WWTP capacity operates 24/7 if needed

Total [gpm]	**180**
Total [gpd]	**259,200**

Treatment volume from Wells and Other

Shallow wells, French Drain	20
Shallow wells, Vacuum Pumps	10
Deep wells, East & West Cells	30
Other wastewater	5.5
Total [gpm]	**65.5**
Total [gpd]	**94,290**

Notes

1. Storage on Bermed area assumes 5.74" rain event in 24 hours.

25 YEAR 24 HOUR STORM EVENT

	Input								Priority 1		Priority 2			
End of Day	Rain: 25 Year 24 hr Storm Event	V_T Tank Area x Rain Priotity 2	V_B Bermed Area x Rain Priority 2	v_E Excavation Area x Rain Priority 1	Wells and Other Priority 1	Priority 1 Volume	Priority 2 Volume	WWTP remaning capacity after Priority 1 Treatment	Priority 1 Volume Pumped to V_T Storage	V_T Tank Volume during priority 1 processing	Priority 2 Volume Pumped to V_T Storage	V_T Tank Volume during priority 2 processing	V_B Volume in Berms Remaining	% V_B Volume in Berms Remaining
	inches	gallons	gallons	gallons	gallons	gallons	gallons	gallons	gallons	gallons	gallons	gallons	gallons	gallons
	[A]	[B]	[C]	[D]	[E]	[F]	[G]	[H]	[I]	[J]	[K]	[L]	[M]	[N]
pre storm		0	0	0	94,290	94,290	0	-164,911	0	0	0	0	0	0%
Day 1	5.74	131,230	1,401,216	250,473	94,290	344,762	1,532,446	0	85,562	216,792	173,308	390,100	1,227,908	88%
Day 2	0.00	0	0	0	94,290	94,290	0	-164,911	0	51,882	164,911	390,100	1,062,998	76%
Day 3	0.00	0	0	0	94,290	94,290	0	-164,911	0	0	164,911	390,100	898,087	64%
Day 4	0.00	0	0	0	94,290	94,290	0	-164,911	0	0	164,911	390,100	733,177	52%
Day 5	0.00	0	0	0	94,290	94,290	0	-164,911	0	0	164,911	390,100	568,266	41%
Day 6	0.00	0	0	0	94,290	94,290	0	-164,911	0	0	164,911	390,100	403,356	29%
Day 7	0.00	0	0	0	94,290	94,290	0	-164,911	0	0	164,911	390,100	238,445	17%
Day 8	0.00	0	0	0	94,290	94,290	0	-164,911	0	0	164,911	390,100	73,535	5%
Day 9	0.00	0	0	0	94,290	94,290	0	-164,911	0	0	73,535	298,724	0	0%
Day 10	0.00	0	0	0	94,290	94,290	0	-164,911	0	0	0	133,814	0	0%
Day 11	0.00	0	0	0	94,290	94,290	0	-164,911	0	0	0	0	0	0%
Day 12	0.00	0	0	0	94,290	94,290	0	-164,911	0	0	0	0	0	0%
Day 13	0.00	0	0	0	94,290	94,290	0	-164,911	0	0	0	0	0	0%
Day 14	0.00	0	0	0	94,290	94,290	0	-164,911	0	0	0	0	0	0%

MUESER RUTLEDGE CONSULTING ENGINEERS

File No.: 10210 A

Made by: NMA Date: 3/28/06

FOR Study Area 7 Checked by: PWD Date: 3/28/06

SUBJECT: Storm water Balance Analysis SPPP 2 April 2006

Table Formulas:

[B] = Tank Area x [A]

[C] = Bermed Area x [A]

[D] = Excavation Area x [A]

[E] = Treatement Volum from wells and other

[F] = [D] + [E]

[G] = [B] + [C]

[H] = [F] - WWTP Capacity if [F] < WWTP Capacit, 0 otherwise

[I] = [F] - WWTP Capacity if [H] = 0, 0 otherwise

[J] = [I] + [B] for Day 1, MAX(0, [$J_{prior\ day}$] + [H]) thereafter

[K] = MAX(Tank Storage - [J], -[H]), until priority 2 is treated

[L] = [H] + [I] + [J] + [$L_{prior\ day}$]

[M] = [$C_{Day\ 1}$] - SUM([K])

[N] = [M] / [$C_{Day\ 1}$] %

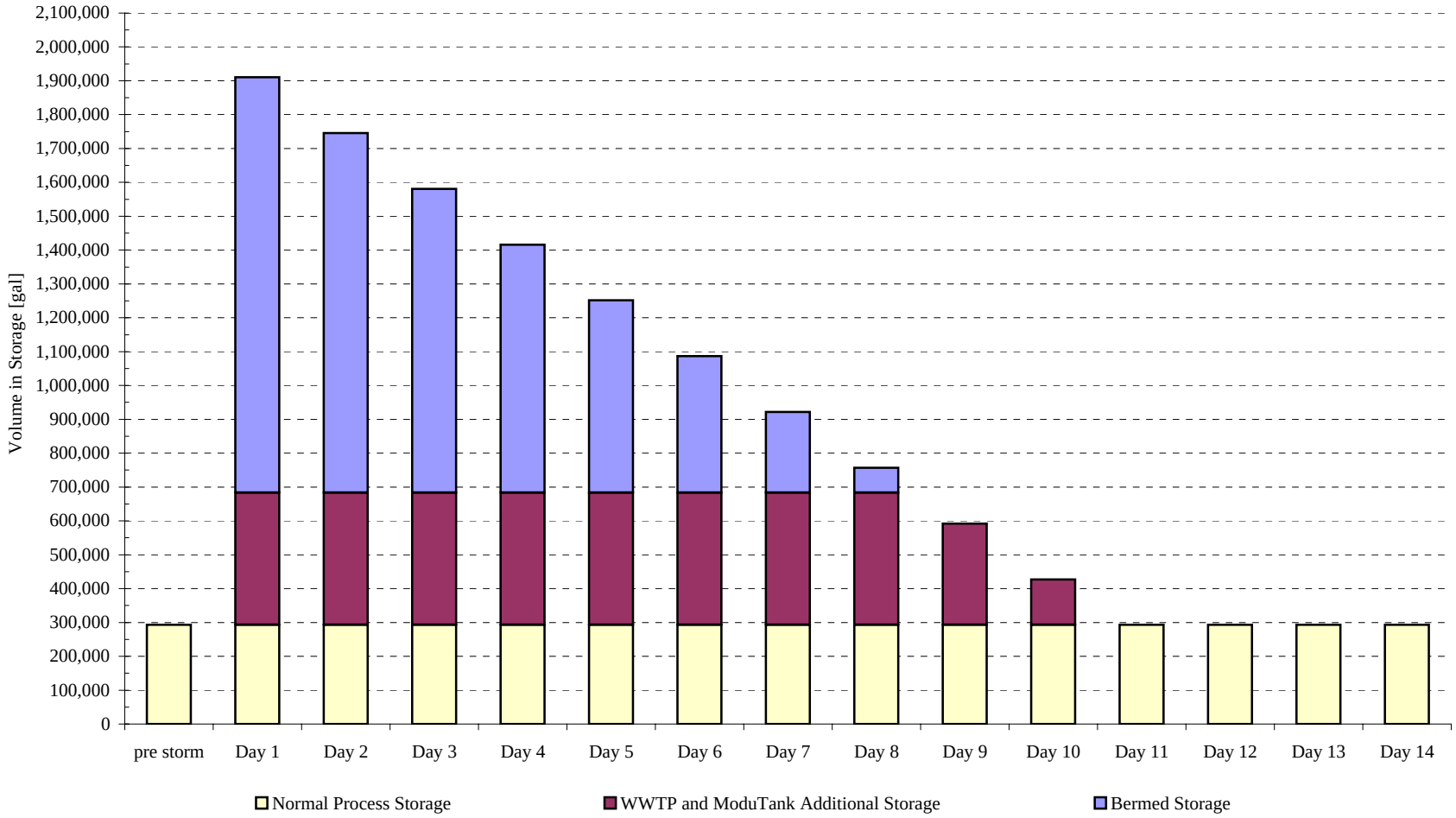

MUESER RUTLEDGE CONSULTING ENGINEERS

File No.: 10210 A

Made by: NMA Date: 3/28/06

FOR Study Area 7 Checked by: PWD Date: 3/28/06

SUBJECT: Storm water Balance Analysis SPPP 3 May-June 2006

May-June 2006, Barrier Ending and Excavation Proceeding

	Area [sq.ft]	Storage [gal]	Notes
WWTP	14,175	199,600	Total capacity is 350,000 gal
ModuTank	22,500	190,500	Total capacity is 330,000 gal
Subtotal (Tank)	**36,675**	**390,100**	**WWTP and ModuTank**
Bermed Area	**150,925**	**540,037**	**Storage = rainfall x Area**
Excavation Zone	**120,000**	**0**	**Pumped for treatment**

WWTP capacity operates 24/7 if needed

Total [gpm]	**180**
Total [gpd]	**259,200**

Treatment volume from Wells and Other

Shallow wells, French Drain	20
Shallow wells, Vacuum Pumps	10
Deep wells, East & West Cells	20
Other wastewater	5.5
Total [gpm]	**55.5**
Total [gpd]	**79,890**

Notes

1. Storage on Bermed area assumes 5.74" rain event in 24 hours.

25 YEAR 24 HOUR STORM EVENT

	Input								Priority 1		Priority 2			
End of Day	Rain: 25 Year 24 hr Storm Event	V_T Tank Area x Rain Priotity 2	V_B Bermed Area x Rain Priority 2	v_E Excavation Area x Rain Priority 1	Wells and Other Priority 1	Priority 1 Volume	Priority 2 Volume	WWTP remaning capacity after Priority 1 Treatment	Priority 1 Volume Pumped to V_T Storage	V_T Tank Volume during priority 1 processing	Priority 2 Volume Pumped to V_T Storage	V_T Tank Volume during priority 2 processing	V_B Volume in Berms Remaining	% V_B Volume in Berms Remaining
	inches	gallons	gallons	gallons	gallons	gallons	gallons	gallons	gallons	gallons	gallons	gallons	gallons	gallons
	[A]	[B]	[C]	[D]	[E]	[F]	[G]	[H]	[I]	[J]	[K]	[L]	[M]	[N]
pre storm		0	0	0	79,890	79,890	0	-179,311	0	0	0	0	0	0%
Day 1	5.74	131,230	540,037	429,382	79,890	509,271	671,267	0	250,071	381,301	8,799	390,100	531,238	98%
Day 2	0.00	0	0	0	79,890	79,890	0	-179,311	0	201,991	179,311	390,100	351,928	65%
Day 3	0.00	0	0	0	79,890	79,890	0	-179,311	0	22,680	179,311	390,100	172,617	32%
Day 4	0.00	0	0	0	79,890	79,890	0	-179,311	0	0	172,617	383,407	0	0%
Day 5	0.00	0	0	0	79,890	79,890	0	-179,311	0	0	0	204,096	0	0%
Day 6	0.00	0	0	0	79,890	79,890	0	-179,311	0	0	0	24,786	0	0%
Day 7	0.00	0	0	0	79,890	79,890	0	-179,311	0	0	0	0	0	0%
Day 8	0.00	0	0	0	79,890	79,890	0	-179,311	0	0	0	0	0	0%
Day 9	0.00	0	0	0	79,890	79,890	0	-179,311	0	0	0	0	0	0%
Day 10	0.00	0	0	0	79,890	79,890	0	-179,311	0	0	0	0	0	0%
Day 11	0.00	0	0	0	79,890	79,890	0	-179,311	0	0	0	0	0	0%
Day 12	0.00	0	0	0	79,890	79,890	0	-179,311	0	0	0	0	0	0%
Day 13	0.00	0	0	0	79,890	79,890	0	-179,311	0	0	0	0	0	0%
Day 14	0.00	0	0	0	79,890	79,890	0	-179,311	0	0	0	0	0	0%

MUESER RUTLEDGE CONSULTING ENGINEERS

File No.: 10210 A

Made by: NMA Date: 3/28/06

FOR Study Area 7 Checked by: PWD Date: 3/28/06

SUBJECT: Storm water Balance Analysis SPPP 3 May-June 2006

Table Formulas:

[B] = Tank Area x [A]

[C] = Bermed Area x [A]

[D] = Excavation Area x [A]

[E] = Treatement Volum from wells and other

[F] = [D] + [E]

[G] = [B] + [C]

[H] = [F] - WWTP Capacity if [F] < WWTP Capacit, 0 otherwise

[I] = [F] - WWTP Capacity if [H] = 0, 0 otherwise

[J] = [I] + [B] for Day 1, MAX(0, [$J_{prior\ day}$] + [H]) thereafter

[K] = MAX(Tank Storage - [J], -[H]), until priority 2 is treated

[L] = [H] + [I] + [J] + [$L_{prior\ day}$]

[M] = [$C_{Day\ 1}$] - SUM([K])

[N] = [M] / [$C_{Day\ 1}$] %

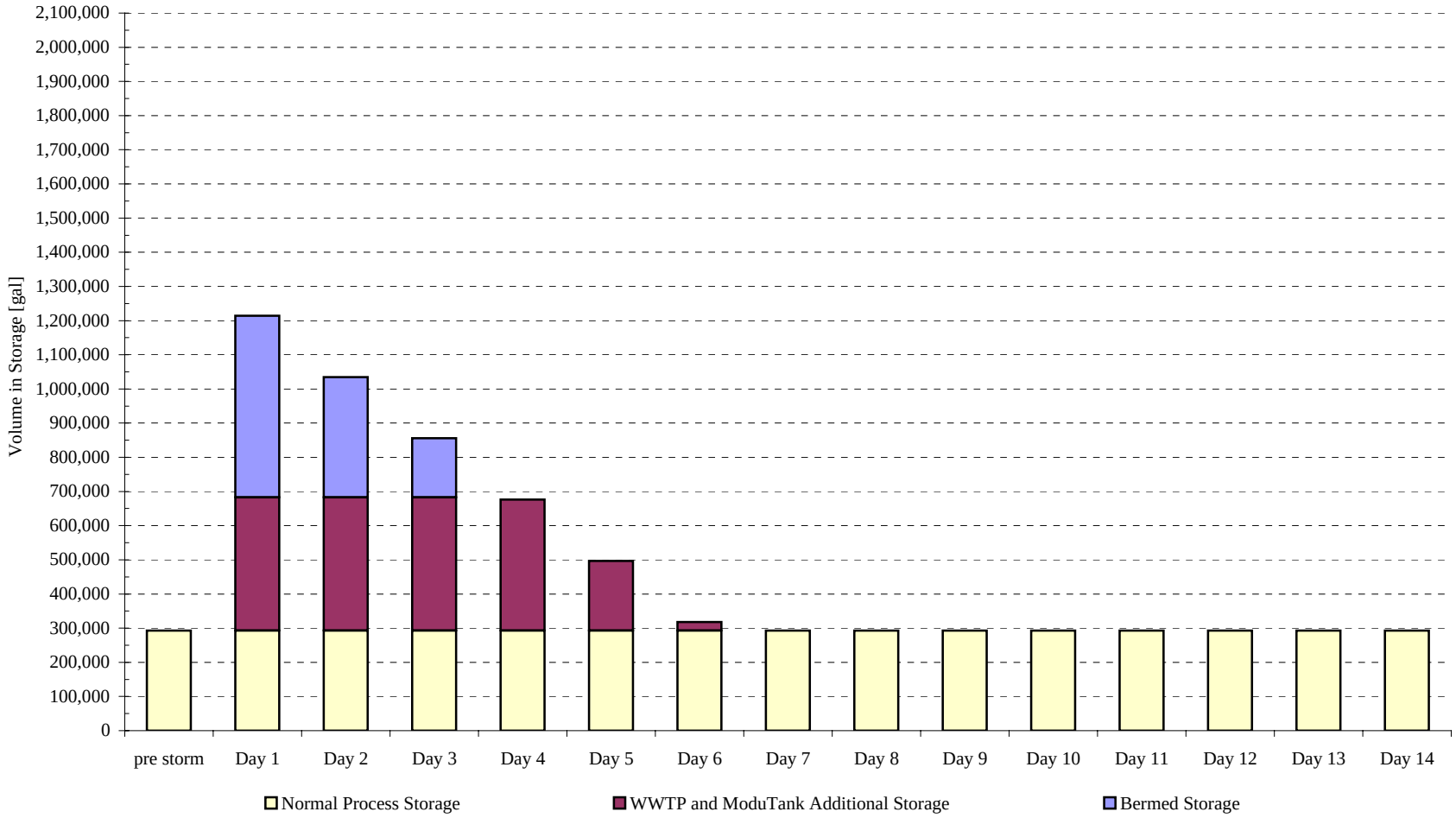

MUESER RUTLEDGE CONSULTING ENGINEERS

File No.: 10210 A

Made by: NMA Date: 3/28/06

FOR Study Area 7 Checked by: PWD Date: 3/28/06

SUBJECT: Storm water Balance Analysis SPPP 4 July-August 2006

July-August 2006, Barrier Completed and Backfill Proceeding

	Area [sq.ft]	Storage [gal]	Notes
WWTP	14,175	199,600	Total capacity is 350,000 gal
ModuTank	22,500	190,500	Total capacity is 330,000 gal
Subtotal (Tank)	**36,675**	**390,100**	**WWTP and ModuTank**
Bermed Area	**150,925**	**540,037**	**Storage = rainfall x Area**
Excavation Zone	**68,700**	**0**	**Pumped for treatment**

WWTP capacity operates 24/7 if needed

Total [gpm]	**180**
Total [gpd]	**259,200**

Treatment volume from Wells and Other

Shallow wells, French Drain	20
Shallow wells, Vacuum Pumps	10
Deep wells, East & West Cells	10
Other wastewater	5.5
Total [gpm]	**45.5**
Total [gpd]	**65,490**

Notes

1. Storage on Bermed area assumes 5.74" rain event in 24 hours.

25 YEAR 24 HOUR STORM EVENT

	Input								Priority 1		Priority 2			
End of Day	Rain: 25 Year 24 hr Storm Event	V_T Tank Area x Rain Priotity 2	V_B Bermed Area x Rain Priority 2	v_E Excavation Area x Rain Priority 1	Wells and Other Priority 1	Priority 1 Volume	Priority 2 Volume	WWTP remaning capacity after Priority 1 Treatment	Priority 1 Volume Pumped to V_T Storage	V_T Tank Volume during priority 1 processing	Priority 2 Volume Pumped to V_T Storage	V_T Tank Volume during priority 2 processing	V_B Volume in Berms Remaining	% V_B Volume in Berms Remaining
	inches	gallons	gallons	gallons	gallons	gallons	gallons	gallons	gallons	gallons	gallons	gallons	gallons	gallons
	[A]	[B]	[C]	[D]	[E]	[F]	[G]	[H]	[I]	[J]	[K]	[L]	[M]	[N]
pre storm		0	0	0	65,490	65,490	0	-193,711	0	0	0	0	0	0%
Day 1	5.74	131,230	540,037	245,821	65,490	311,311	671,267	0	52,111	183,340	206,760	390,100	333,277	62%
Day 2	0.00	0	0	0	65,490	65,490	0	-193,711	0	0	193,711	390,100	139,567	26%
Day 3	0.00	0	0	0	65,490	65,490	0	-193,711	0	0	139,567	335,956	0	0%
Day 4	0.00	0	0	0	65,490	65,490	0	-193,711	0	0	0	142,246	0	0%
Day 5	0.00	0	0	0	65,490	65,490	0	-193,711	0	0	0	0	0	0%
Day 6	0.00	0	0	0	65,490	65,490	0	-193,711	0	0	0	0	0	0%
Day 7	0.00	0	0	0	65,490	65,490	0	-193,711	0	0	0	0	0	0%
Day 8	0.00	0	0	0	65,490	65,490	0	-193,711	0	0	0	0	0	0%
Day 9	0.00	0	0	0	65,490	65,490	0	-193,711	0	0	0	0	0	0%
Day 10	0.00	0	0	0	65,490	65,490	0	-193,711	0	0	0	0	0	0%
Day 11	0.00	0	0	0	65,490	65,490	0	-193,711	0	0	0	0	0	0%
Day 12	0.00	0	0	0	65,490	65,490	0	-193,711	0	0	0	0	0	0%
Day 13	0.00	0	0	0	65,490	65,490	0	-193,711	0	0	0	0	0	0%
Day 14	0.00	0	0	0	65,490	65,490	0	-193,711	0	0	0	0	0	0%

MUESER RUTLEDGE CONSULTING ENGINEERS

File No.: 10210 A

Made by: NMA Date: 3/28/06

FOR Study Area 7 Checked by: PWD Date: 3/28/06

SUBJECT: Storm water Balance Analysis SPPP 4 July-August 2006

Table Formulas:

[B] = Tank Area x [A]
[C] = Bermed Area x [A]
[D] = Excavation Area x [A]
[E] = Treatement Volum from wells and other
[F] = [D] + [E]
[G] = [B] + [C]
[H] = [F] - WWTP Capacity if [F] < WWTP Capacit, 0 otherwise
[I] = [F] - WWTP Capacity if [H] = 0, 0 otherwise
[J] = [I] + [B] for Day 1, MAX(0, [$J_{prior\ day}$] + [H]) thereafter
[K] = MAX(Tank Storage - [J], -[H]), until priority 2 is treated
[L] = [H] + [I] + [J] + [$L_{prior\ day}$]
[M] = [$C_{Day\ 1}$] - SUM([K])
[N] = [M] / [$C_{Day\ 1}$] %

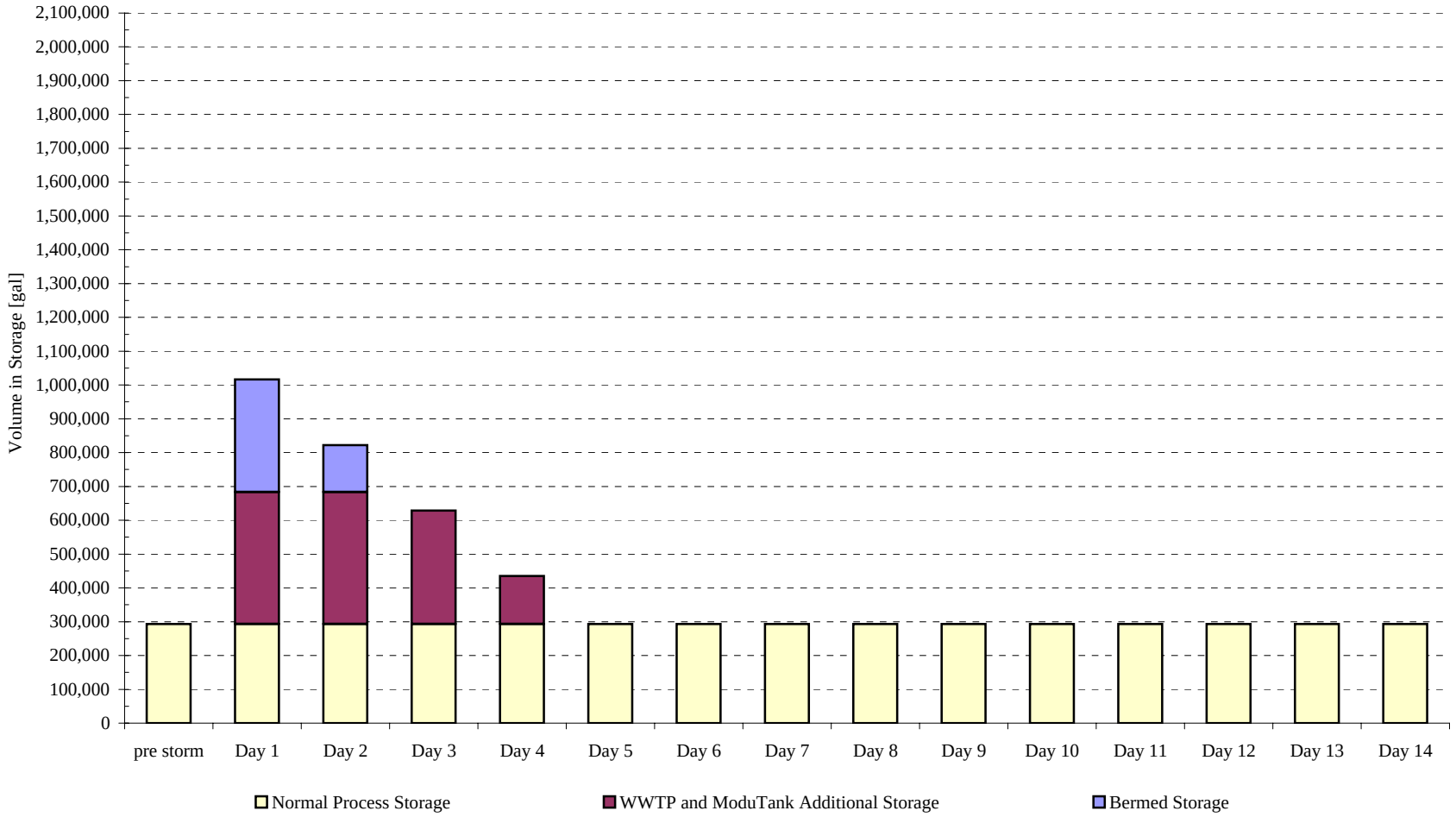

MUESER RUTLEDGE CONSULTING ENGINEERS

File No.: 10210 A

Made by: NMA Date: 3/28/06

FOR Study Area 7 Checked by: PWD Date: 3/28/06

SUBJECT: Storm water Balance Analysis SPPP 5 Sep. 06 - Jun. 07

Sep. 06 - Jun. 07, Excavation East Completed, Backfill Underway

	Area [sq.ft]	Storage [gal]	Notes
WWTP	14,175	199,600	Total capacity is 350,000 gal
ModuTank	22,500	190,500	Total capacity is 330,000 gal
Subtotal (Tank)	**36,675**	**390,100**	**WWTP and ModuTank**
Bermed Area	**60,300**	**215,764**	**Storage = rainfall x Area**
Excavation Zone	**104,000**	**0**	**Pumped for treatment**

Notes

1. Storage on Bermed area assumes 5.74" rain event in 24 hours.

WWTP capacity	operates 24/7 if needed
Total [gpm]	**180**
Total [gpd]	**259,200**

Treatment volume from Wells and Other	
Shallow wells, French Drain	20
Shallow wells, Vacuum Pumps	10
Deep wells, East & West Cells	55
Other wastewater	5.5
Total [gpm]	**90.5**
Total [gpd]	**130,290**

25 YEAR 24 HOUR STORM EVENT

	Input								Priority 1		Priority 2			
End of Day	Rain: 25 Year 24 hr Storm Event	V_T Tank Area x Rain Priotity 2	V_B Bermed Area x Rain Priority 2	v_E Excavation Area x Rain Priority 1	Wells and Other Priority 1	Priority 1 Volume	Priority 2 Volume	WWTP remaning capacity after Priority 1 Treatment	Priority 1 Volume Pumped to V_T Storage	V_T Tank Volume during priority 1 processing	Priority 2 Volume Pumped to V_T Storage	V_T Tank Volume during priority 2 processing	V_B Volume in Berms Remaining	% V_B Volume in Berms Remaining
	inches	gallons	gallons	gallons	gallons	gallons	gallons	gallons	gallons	gallons	gallons	gallons	gallons	gallons
	[A]	[B]	[C]	[D]	[E]	[F]	[G]	[H]	[I]	[J]	[K]	[L]	[M]	[N]
pre storm		0	0	0	130,290	130,290	0	-128,911	0	0	0	0	0	0%
Day 1	5.74	131,230	215,764	372,131	130,290	502,420	346,994	0	243,220	374,450	15,650	390,100	200,115	93%
Day 2	0.00	0	0	0	130,290	130,290	0	-128,911	0	245,540	128,911	390,100	71,204	33%
Day 3	0.00	0	0	0	130,290	130,290	0	-128,911	0	116,629	71,204	332,394	0	0%
Day 4	0.00	0	0	0	130,290	130,290	0	-128,911	0	0	0	203,483	0	0%
Day 5	0.00	0	0	0	130,290	130,290	0	-128,911	0	0	0	74,573	0	0%
Day 6	0.00	0	0	0	130,290	130,290	0	-128,911	0	0	0	0	0	0%
Day 7	0.00	0	0	0	130,290	130,290	0	-128,911	0	0	0	0	0	0%
Day 8	0.00	0	0	0	130,290	130,290	0	-128,911	0	0	0	0	0	0%
Day 9	0.00	0	0	0	130,290	130,290	0	-128,911	0	0	0	0	0	0%
Day 10	0.00	0	0	0	130,290	130,290	0	-128,911	0	0	0	0	0	0%
Day 11	0.00	0	0	0	130,290	130,290	0	-128,911	0	0	0	0	0	0%
Day 12	0.00	0	0	0	130,290	130,290	0	-128,911	0	0	0	0	0	0%
Day 13	0.00	0	0	0	130,290	130,290	0	-128,911	0	0	0	0	0	0%
Day 14	0.00	0	0	0	130,290	130,290	0	-128,911	0	0	0	0	0	0%

MUESER RUTLEDGE CONSULTING ENGINEERS

File No.: 10210 A

Made by: NMA Date: 3/28/06

FOR Study Area 7 Checked by: PWD Date: 3/28/06

SUBJECT: Storm water Balance Analysis SPPP 5 Sep. 06 - Jun. 07

Table Formulas:

[B] = Tank Area x [A]
[C] = Bermed Area x [A]
[D] = Excavation Area x [A]
[E] = Treatement Volum from wells and other
[F] = [D] + [E]
[G] = [B] + [C]
[H] = [F] - WWTP Capacity if [F] < WWTP Capacit, 0 otherwise
[I] = [F] - WWTP Capacity if [H] = 0, 0 otherwise
[J] = [I] + [B] for Day 1, MAX(0, [$J_{prior\ day}$] + [H]) thereafter
[K] = MAX(Tank Storage - [J], -[H]), until priority 2 is treated
[L] = [H] + [I] + [J] + [$L_{prior\ day}$]
[M] = [$C_{Day\ 1}$] - SUM([K])
[N] = [M] / [$C_{Day\ 1}$] %

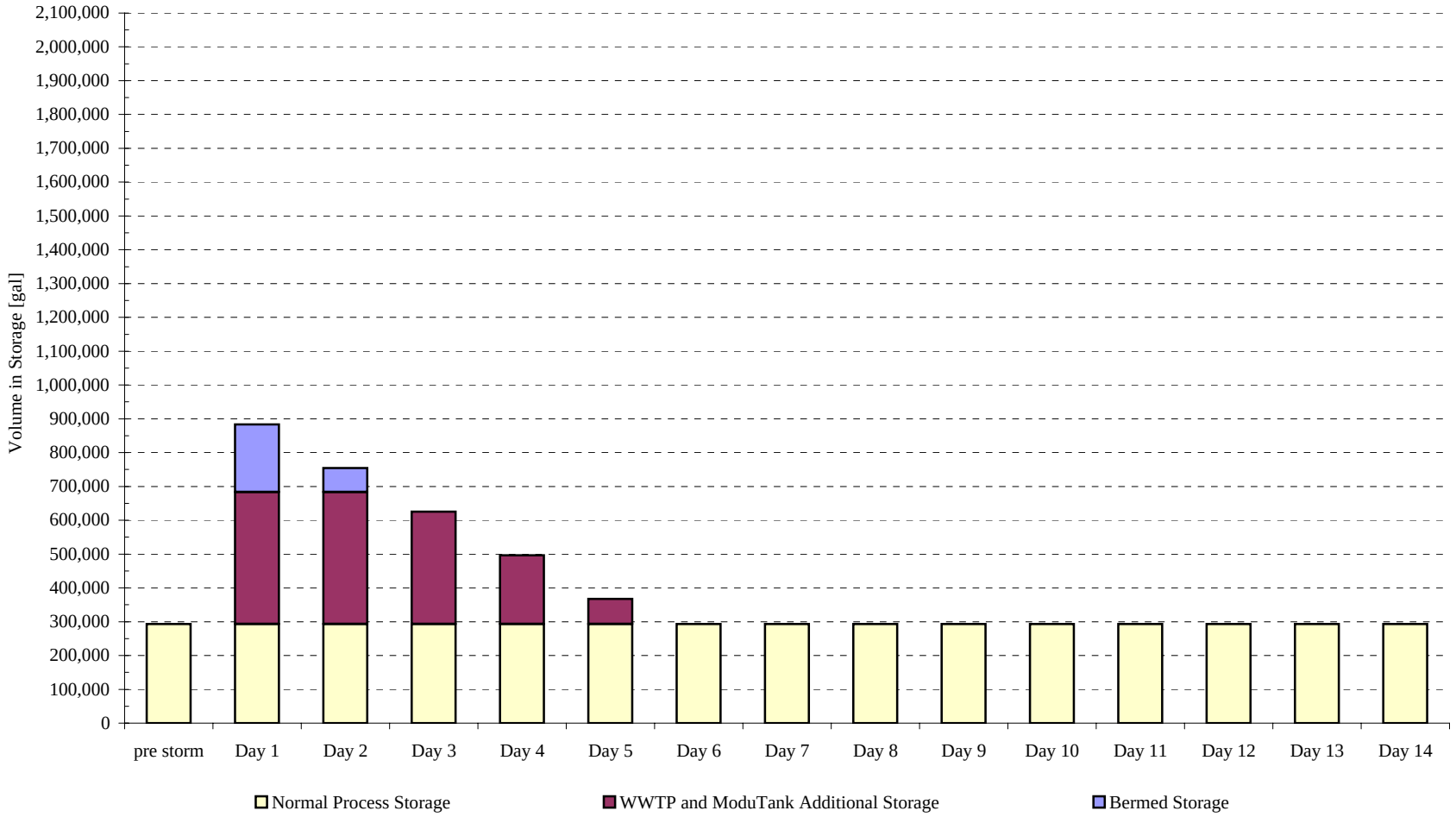

MUESER RUTLEDGE CONSULTING ENGINEERS

File No.: 10210 A

Made by: NMA Date: 3/28/06

FOR Study Area 7 Checked by: PWD Date: 3/28/06

SUBJECT: Storm water Balance Analysis SPPP 6 Jul. 07 - Oct. 08

Jul. 07 - Oct. 08, Excavation West Side Begins, Backfill to Center of Site

	Area [sq.ft]	Storage [gal]	Notes
WWTP	14,175	199,600	Total capacity is 350,000 gal
ModuTank	22,500	190,500	Total capacity is 330,000 gal
Subtotal (Tank)	**36,675**	**390,100**	**WWTP and ModuTank**
Bermed Area	**34,500**	**123,447**	**Storage = rainfall x Area**
Excavation Zone	**126,340**	**0**	**Pumped for treatment**

WWTP capacity operates 24/7 if needed

Total [gpm]	**180**
Total [gpd]	**259,200**

Treatment volume from Wells and Other

Shallow wells, French Drain	15
Shallow wells, Vacuum Pumps	10
Deep wells, East & West Cells	10
Other wastewater	5.5
Total [gpm]	**40.5**
Total [gpd]	**58,290**

Notes

1. Storage on Bermed area assumes 5.74" rain event in 24 hours.

25 YEAR 24 HOUR STORM EVENT

	Input								Priority 1		Priority 2			
End of Day	Rain: 25 Year 24 hr Storm Event	V_T Tank Area x Rain Priotity 2	V_B Bermed Area x Rain Priority 2	V_E Excavation Area x Rain Priority 1	Wells and Other Priority 1	Priority 1 Volume	Priority 2 Volume	WWTP remaning capacity after Priority 1 Treatment	Priority 1 Volume Pumped to V_T Storage	V_T Tank Volume during priority 1 processing	Priority 2 Volume Pumped to V_T Storage	V_T Tank Volume during priority 2 processing	V_B Volume in Berms Remaining	% V_B Volume in Berms Remaining
	inches	gallons	gallons	gallons	gallons	gallons	gallons	gallons	gallons	gallons	gallons	gallons	gallons	gallons
	[A]	[B]	[C]	[D]	[E]	[F]	[G]	[H]	[I]	[J]	[K]	[L]	[M]	[N]
pre storm		0	0	0	58,290	58,290	0	-200,911	0	0	0	0	0	0%
Day 1	5.74	131,230	123,447	452,067	58,290	510,357	254,677	0	251,157	382,387	7,713	390,100	115,734	94%
Day 2	0.00	0	0	0	58,290	58,290	0	-200,911	0	181,476	115,734	304,924	0	0%
Day 3	0.00	0	0	0	58,290	58,290	0	-200,911	0	0	0	104,013	0	0%
Day 4	0.00	0	0	0	58,290	58,290	0	-200,911	0	0	0	0	0	0%
Day 5	0.00	0	0	0	58,290	58,290	0	-200,911	0	0	0	0	0	0%
Day 6	0.00	0	0	0	58,290	58,290	0	-200,911	0	0	0	0	0	0%
Day 7	0.00	0	0	0	58,290	58,290	0	-200,911	0	0	0	0	0	0%
Day 8	0.00	0	0	0	58,290	58,290	0	-200,911	0	0	0	0	0	0%
Day 9	0.00	0	0	0	58,290	58,290	0	-200,911	0	0	0	0	0	0%
Day 10	0.00	0	0	0	58,290	58,290	0	-200,911	0	0	0	0	0	0%
Day 11	0.00	0	0	0	58,290	58,290	0	-200,911	0	0	0	0	0	0%
Day 12	0.00	0	0	0	58,290	58,290	0	-200,911	0	0	0	0	0	0%
Day 13	0.00	0	0	0	58,290	58,290	0	-200,911	0	0	0	0	0	0%
Day 14	0.00	0	0	0	58,290	58,290	0	-200,911	0	0	0	0	0	0%

MUESER RUTLEDGE CONSULTING ENGINEERS

File No.: 10210 A

Made by: NMA Date: 3/28/06

FOR Study Area 7 Checked by: PWD Date: 3/28/06

SUBJECT: Storm water Balance Analysis SPPP 6 Jul. 07 - Oct. 08

Table Formulas:

[B] = Tank Area x [A]
[C] = Bermed Area x [A]
[D] = Excavation Area x [A]
[E] = Treatement Volum from wells and other
[F] = [D] + [E]
[G] = [B] + [C]
[H] = [F] - WWTP Capacity if [F] < WWTP Capacit, 0 otherwise
[I] = [F] - WWTP Capacity if [H] = 0, 0 otherwise
[J] = [I] + [B] for Day 1, MAX(0, [$J_{prior\ day}$] + [H]) thereafter
[K] = MAX(Tank Storage - [J], -[H]), until priority 2 is treated
[L] = [H] + [I] + [J] + [$L_{prior\ day}$]
[M] = [$C_{Day\ 1}$] - SUM([K])
[N] = [M] / [$C_{Day\ 1}$] %

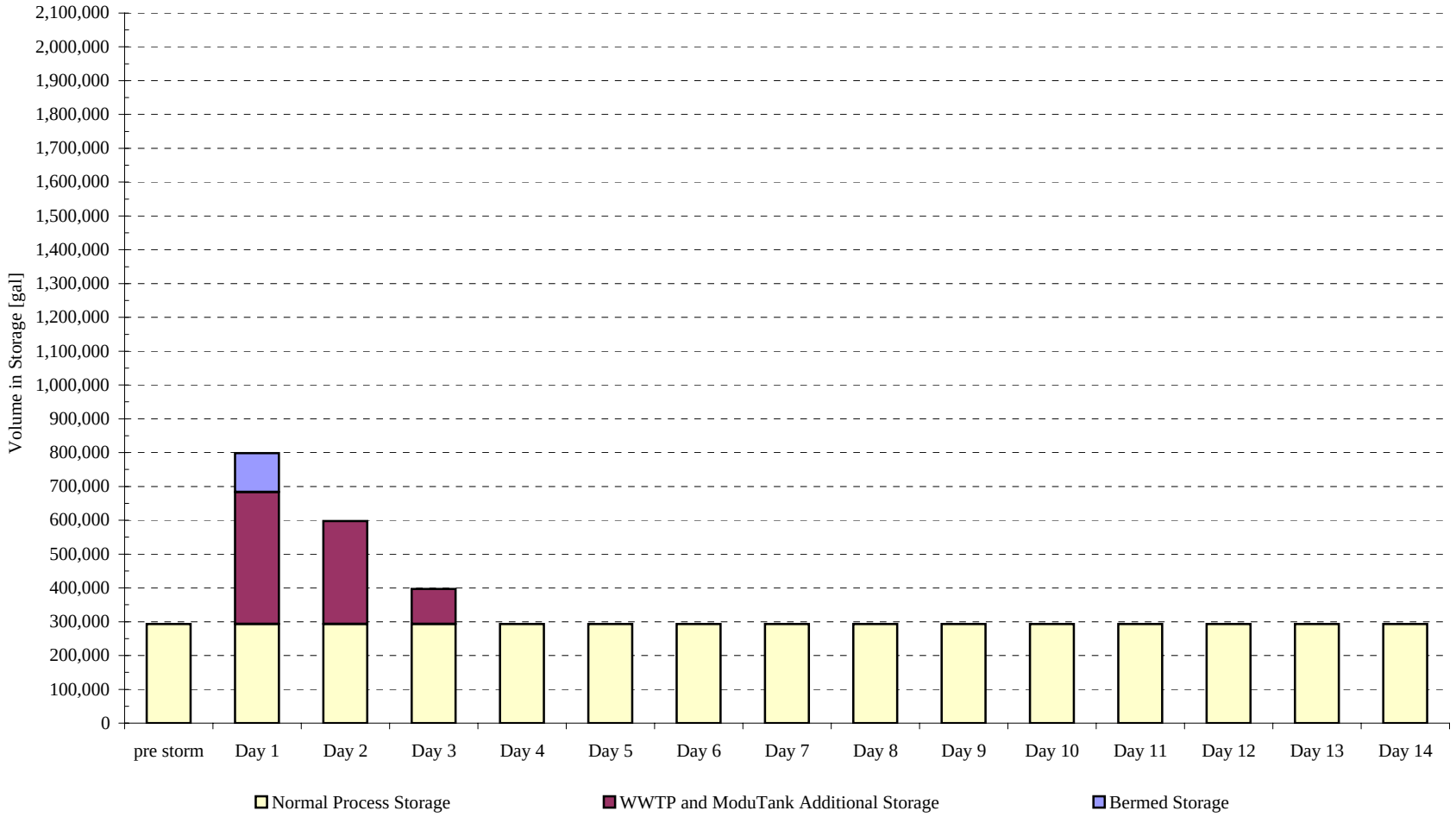

MUESER RUTLEDGE CONSULTING ENGINEERS

File No.: 10210 A

Made by: NMA Date: 3/28/06

FOR Study Area 7 Checked by: PWD Date: 3/28/06

SUBJECT: Storm water Balance Analysis SPPP 7 Summer 2009

Summer 2009, Completion of Excavation

	Area [sq.ft]	Storage [gal]	Notes
WWTP	14,175	199,600	Total capacity is 350,000 gal
ModuTank	22,500	190,500	Total capacity is 330,000 gal
Subtotal (Tank)	**36,675**	**390,100**	**WWTP and ModuTank**
Bermed Area	**0**	**0**	**Storage = rainfall x Area**
Excavation Zone	**115,700**	**0**	**Pumped for treatment**

Notes

1. Storage on Bermed area assumes 5.74" rain event in 24 hours.

WWTP capacity	operates 24/7 if needed
Total [gpm]	**180**
Total [gpd]	**259,200**

Treatment volume from Wells and Other	
Shallow wells, French Drain	15
Shallow wells, Vacuum Pumps	10
Deep wells, East & West Cells	10
Other wastewater	5.5
Total [gpm]	**40.5**
Total [gpd]	**58,290**

25 YEAR 24 HOUR STORM EVENT

	Input								Priority 1		Priority 2			
End of Day	Rain: 25 Year 24 hr Storm Event	V_T Tank Area x Rain Priotity 2	V_B Bermed Area x Rain Priority 2	v_E Excavation Area x Rain Priority 1	Wells and Other Priority 1	Priority 1 Volume	Priority 2 Volume	WWTP remaning capacity after Priority 1 Treatment	Priority 1 Volume Pumped to V_T Storage	V_T Tank Volume during priority 1 processing	Priority 2 Volume Pumped to V_T Storage	V_T Tank Volume during priority 2 processing	V_B Volume in Berms Remaining	% V_B Volume in Berms Remaining
	inches	gallons	gallons	gallons	gallons	gallons	gallons	gallons	gallons	gallons	gallons	gallons	gallons	gallons
	[A]	[B]	[C]	[D]	[E]	[F]	[G]	[H]	[I]	[J]	[K]	[L]	[M]	[N]
pre storm		0	0	0	58,290	58,290	0	-200,911	0	0	0	0	0	0%
Day 1	5.74	131,230	0	413,996	58,290	472,285	131,230	0	213,085	344,315	0	344,315	0	0%
Day 2	0.00	0	0	0	58,290	58,290	0	-200,911	0	143,404	0	143,404	0	0%
Day 3	0.00	0	0	0	58,290	58,290	0	-200,911	0	0	0	0	0	0%
Day 4	0.00	0	0	0	58,290	58,290	0	-200,911	0	0	0	0	0	0%
Day 5	0.00	0	0	0	58,290	58,290	0	-200,911	0	0	0	0	0	0%
Day 6	0.00	0	0	0	58,290	58,290	0	-200,911	0	0	0	0	0	0%
Day 7	0.00	0	0	0	58,290	58,290	0	-200,911	0	0	0	0	0	0%
Day 8	0.00	0	0	0	58,290	58,290	0	-200,911	0	0	0	0	0	0%
Day 9	0.00	0	0	0	58,290	58,290	0	-200,911	0	0	0	0	0	0%
Day 10	0.00	0	0	0	58,290	58,290	0	-200,911	0	0	0	0	0	0%
Day 11	0.00	0	0	0	58,290	58,290	0	-200,911	0	0	0	0	0	0%
Day 12	0.00	0	0	0	58,290	58,290	0	-200,911	0	0	0	0	0	0%
Day 13	0.00	0	0	0	58,290	58,290	0	-200,911	0	0	0	0	0	0%
Day 14	0.00	0	0	0	58,290	58,290	0	-200,911	0	0	0	0	0	0%

MUESER RUTLEDGE CONSULTING ENGINEERS

File No.: 10210 A

Made by: NMA Date: 3/28/06

FOR Study Area 7 Checked by: PWD Date: 3/28/06

SUBJECT: Storm water Balance Analysis SPPP 7 Summer 2009

Table Formulas:

[B] = Tank Area x [A]
[C] = Bermed Area x [A]
[D] = Excavation Area x [A]
[E] = Treatement Volum from wells and other
[F] = [D] + [E]
[G] = [B] + [C]
[H] = [F] - WWTP Capacity if [F] < WWTP Capacit, 0 otherwise
[I] = [F] - WWTP Capacity if [H] = 0, 0 otherwise
[J] = [I] + [B] for Day 1, MAX(0, [$J_{prior\ day}$] + [H]) thereafter
[K] = MAX(Tank Storage - [J], -[H]), until priority 2 is treated
[L] = [H] + [I] + [J] + [$L_{prior\ day}$]
[M] = [$C_{Day\ 1}$] - SUM([K])
[N] = [M] / [$C_{Day\ 1}$] %

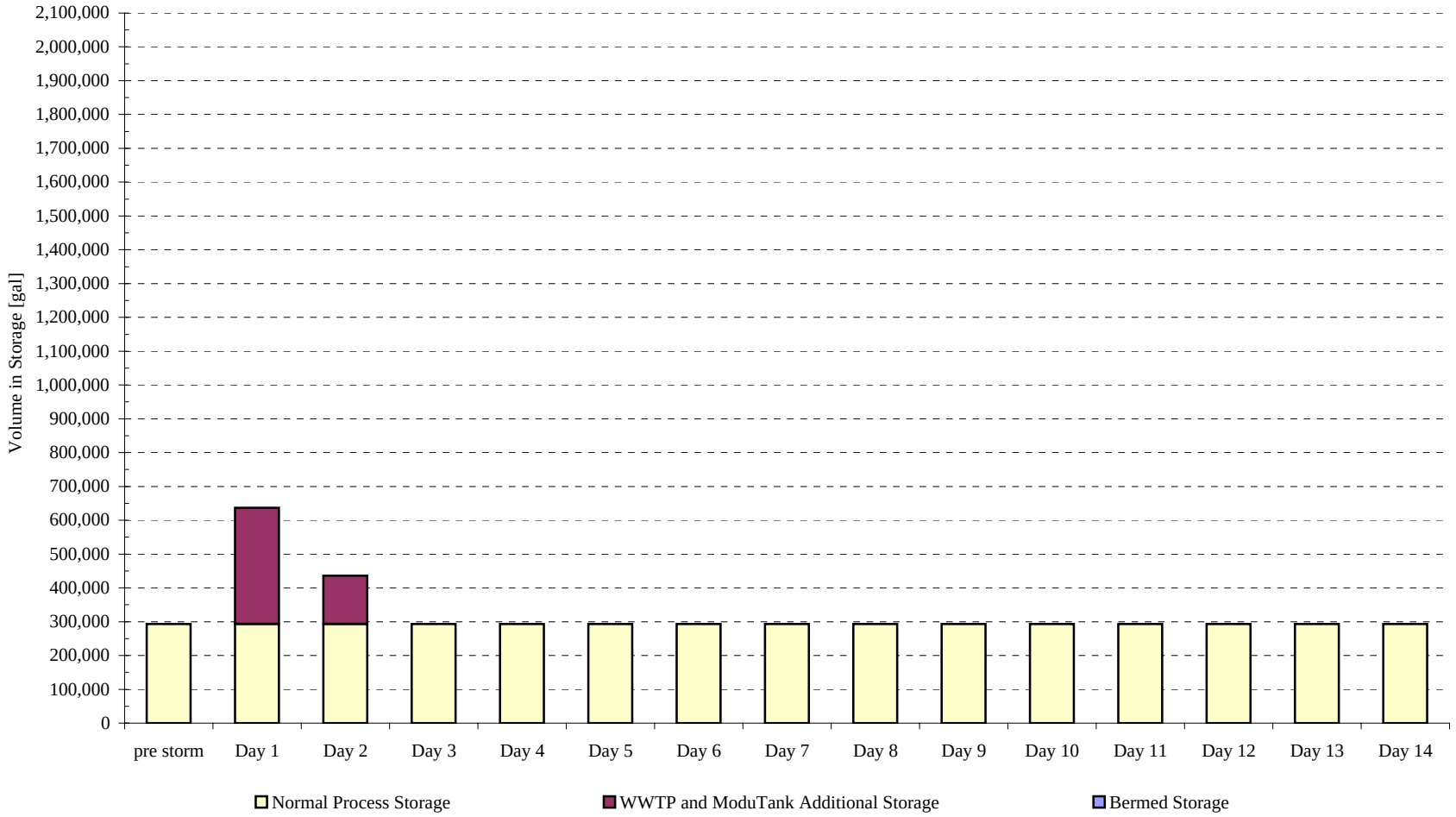

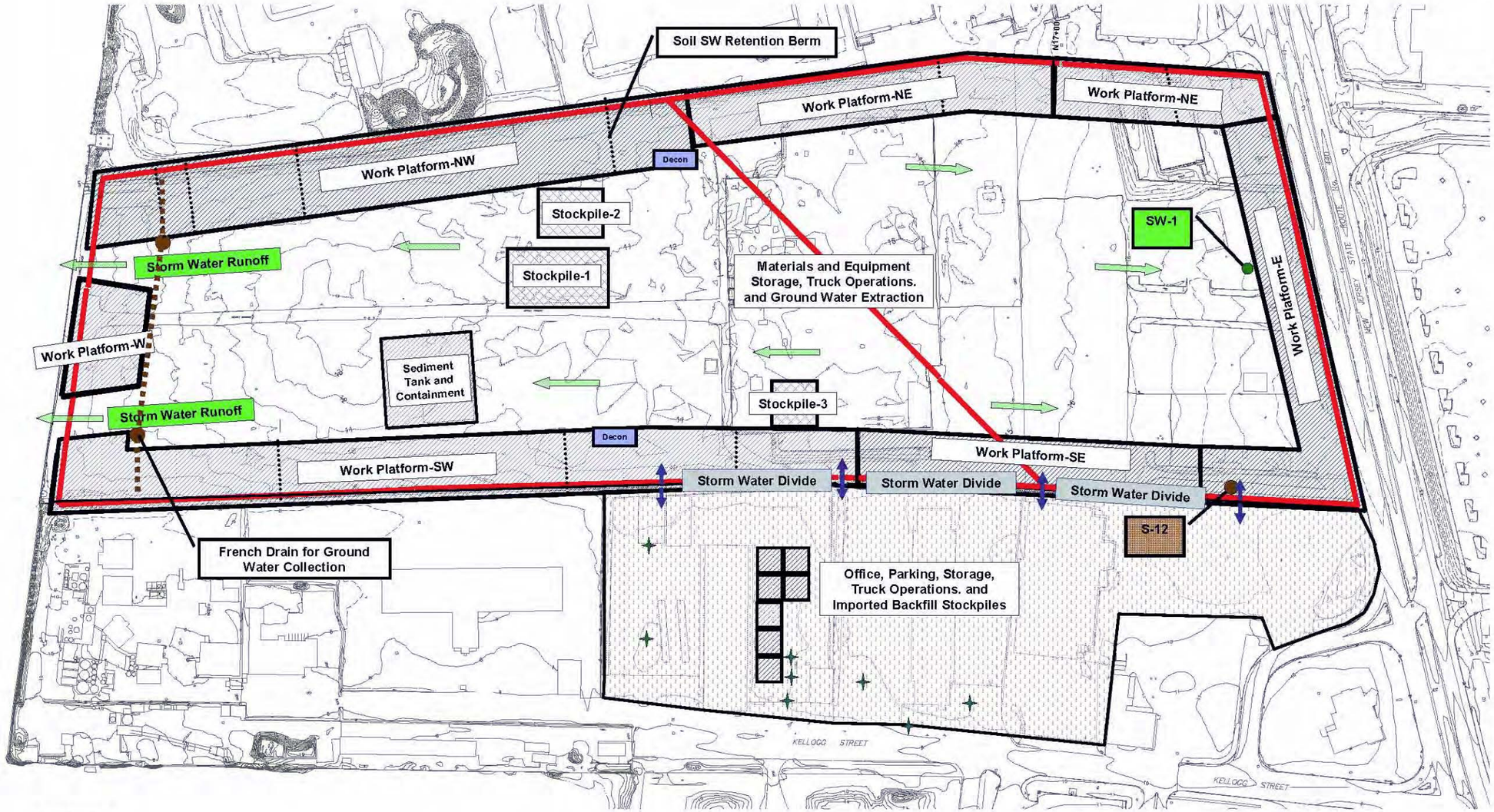

Storm Water Control Notes

1. Storm water in Restricted Work Zones and Exclusion Zones shall be contained, collected and conveyed for treatment.

2. Storm Water Retention Berms within Restricted Work Zones and Exclusion Zones may be compacted soil. Berms shall be sized to retain six inches of water over contained area. Higher berms may be needed at topographic low points. Spacing of subdivision berms shown is based on 18" high berms. For sediment control, asphalt berms shall be placed to isolate contained areas from Support Zone pavement. Storm water levels within those berms shall be maintained below overflow level by monitoring and pumping for treatment.

3. Maintain Support Zone surface free of chromium contamination and sediment:
   a. Contain excavated stockpile material within asphalt containment berm areas.
   b. Decontaminate equipment before moving from Exclusion Zone to Support Zone.
   c. Police and remove contaminated soil or COPR deposits.
   d. Imported fill stockpiles shall be enclosed by silt fence or surrounded with straw bales for sediment control.
   e. Maintain site groundwater level below pavement by pumping. Collect water for treatment.

4. Storm water falling on Support Zone shall be allowed to discharge to River or Route 440 storm drains by sheet flow. Clean impounded storm water and underdrain discharge from imported backfill area may be conveyed by pumping to sheet flow area, or to the Non-Contaminated Storm Water Discharge Pipe, for River discharge.

5. All off site properties shall be subject to contract Sediment and Erosion Control criteria.
   a) Imported fill stockpiles shall be enclosed by silt fence or surrounded with straw bales for sediment control.
   b) Catch basins shall have geotextile filters for sediment exclusion when in use.

6. These Drawings Complement and Include by reference Soil and Erosion Control Drawings 1150 and 1151.

Legend

- Restricted Work Zone – Area contained.
- Exclusion Zone – Area contained.
- Support Zone – Paved with asphalt or concrete.
- Backfill Construction Area – Soil surface with underdrain system.
- Off Site Properties – Support Zone under Sediment and Erosion Control
- Hydraulic Barrier at perimeter of site. Isolates site groundwater from River and adjacent groundwater.
- French Drain w/Sump below Support Zone pavement. Controls groundwater level below top of Hydraulic Barrier at River.
- Asphalt storm water containment and retention berm.
- Soil storm water retention berm
- Bucket Sumps collect groundwater
- S-12 — Ground Water collection sump
- SW-12 — Storm Water collection point
- Catch Basin (Geotextile Filter for Sediment Exclusion) Typical. Not all illustrated.
- Approximate Sheet flow direction.

GRAPHIC SCALE
0 50 100 200 300 ft

STUDY AREA 7
JERSEY CITY NEW JERSEY

Honeywell

EMS ENGINEERING DEPARTMENT
101 COLUMBIA RD., BOX 2105
MORRISTOWN, NJ 07962

FILE NO. 35037

THIS DRAWING, THE PROPERTY OF HONEYWELL, IS FURNISHED SUBJECT TO RETURN ON DEMAND AND THE CONDITION THAT THE INFORMATION AND TECHNOLOGY EMBODIED HEREIN SHALL NOT BE DISCLOSED OR USED AND THE DRAWING SHALL NOT BE REPRODUCED OR COPIED IN WHOLE OR IN PART EXCEPT AS PREVIOUSLY AUTHORIZED IN WRITING. ANY PERSON WHO MAY RECEIVE OR OBSERVE THIS DESIGN WILL BE HELD STRICTLY LIABLE FOR ANY VIOLATION WHETHER WILLFUL OR NEGLIGENT.

MUESER RUTLEDGE CONSULTING ENGINEERS
14 PENN PLAZA – 225 W. 34TH STREET, NEW YORK, NY 10122

SCALE: GRAPHIC	MADE BY: PWD CH'KD BY: NMA	DATE: 3/28/06 DATE: 3/28/06	10210

March 2006
Completion of Barrier and Dewatering for Start of Excavation

DRAWING NO. SPPP1

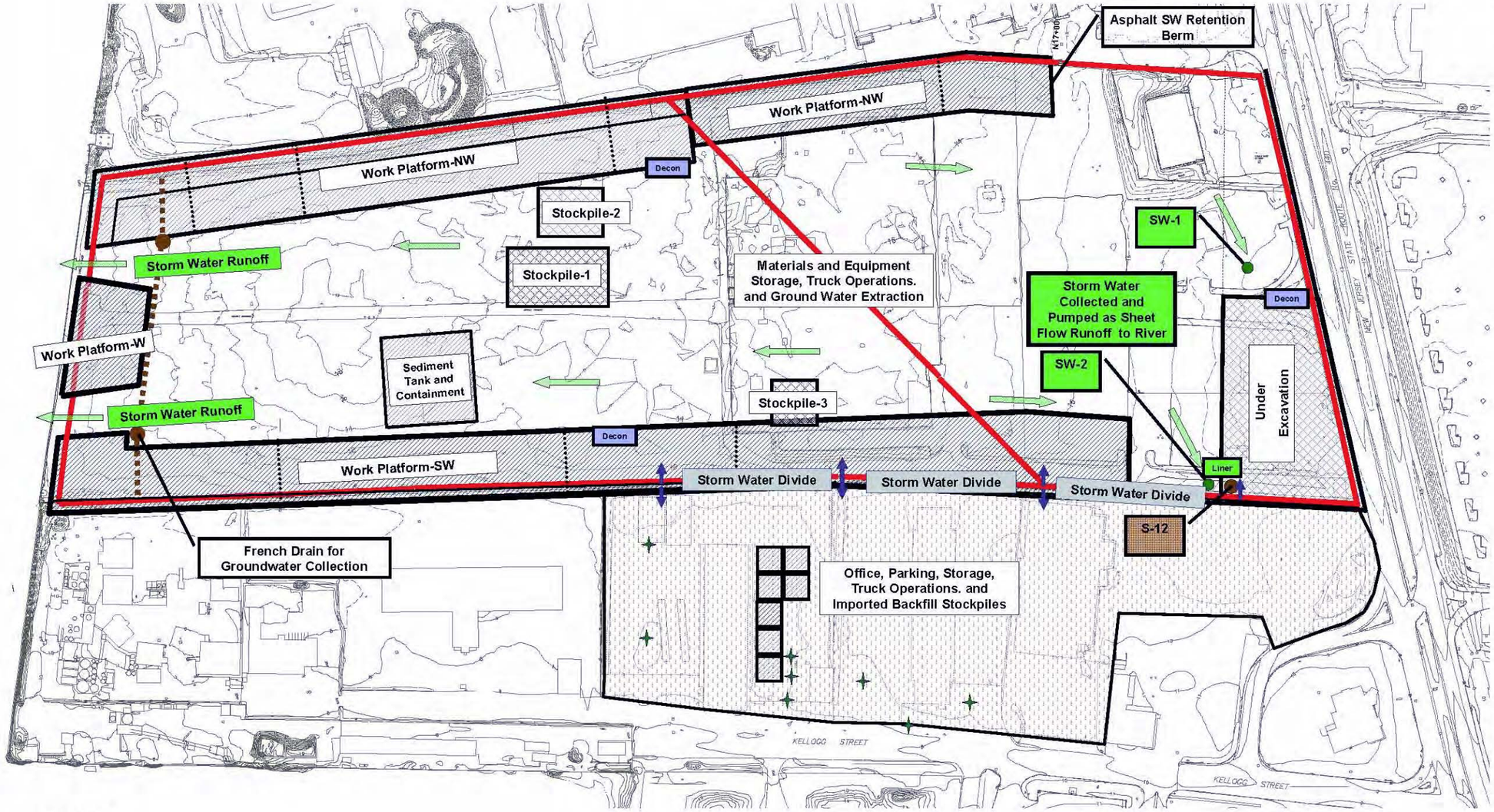

Notes

1. See Drawing 1 for Storm Water Control Notes.

Legend

- Restricted Work Zone – Area contained.
- Exclusion Zone – Area contained.
- Support Zone – Paved with asphalt or concrete.
- Backfill Construction Area – Soil surface with underdrain system.
- Off Site Properties – Support Zone under Sediment and Erosion Control
- Hydraulic Barrier at perimeter of site. Isolates site groundwater from River and adjacent groundwater.
- French Drain w/Sump below Support Zone pavement. Controls groundwater level below top of Hydraulic Barrier at River.
- Asphalt storm water containment and retention berm.
- Soil storm water retention berm
- Bucket Sumps collect groundwater
- S-12 — Ground Water collection sump
- SW-12 — Storm Water collection point
- Catch Basin (Geotextile Filter for Sediment Exclusion) Typical. Not all illustrated.
- Approximate Sheet flow direction.

GRAPHIC SCALE
0 50 100 200 300 ft

STUDY AREA 7
JERSEY CITY NEW JERSEY

Honeywell

EMS ENGINEERING DEPARTMENT
101 COLUMBIA RD., BOX 2105
MORRISTOWN, NJ 07962

FILE NO. 35037

THIS DRAWING, THE PROPERTY OF HONEYWELL, IS FURNISHED SUBJECT TO RETURN ON DEMAND AND THE CONDITION THAT THE INFORMATION AND TECHNOLOGY EMBODIED HEREIN SHALL NOT BE DISCLOSED OR USED AND THE DRAWING SHALL NOT BE REPRODUCED OR COPIED IN WHOLE OR IN PART EXCEPT AS PREVIOUSLY AUTHORIZED IN WRITING. ANY PERSON WHO MAY RECEIVE OR OBSERVE THIS DESIGN WILL BE HELD STRICTLY LIABLE FOR ANY VIOLATION WHETHER WILLFUL OR NEGLIGENT.

MUESER RUTLEDGE CONSULTING ENGINEERS
14 PENN PLAZA – 225 W. 34TH STREET, NEW YORK, NY 10122

SCALE: GRAPHIC	MADE BY: PWD	DATE: 3/28/06	10210
	CH'KD BY: NMA	DATE: 3/28/06	

April 2006
Completion of Barrier and Dewatering for Start of Excavation

DRAWING NO. SPPP2

Notes

1. See Drawing 1 for Storm Water Control Notes.

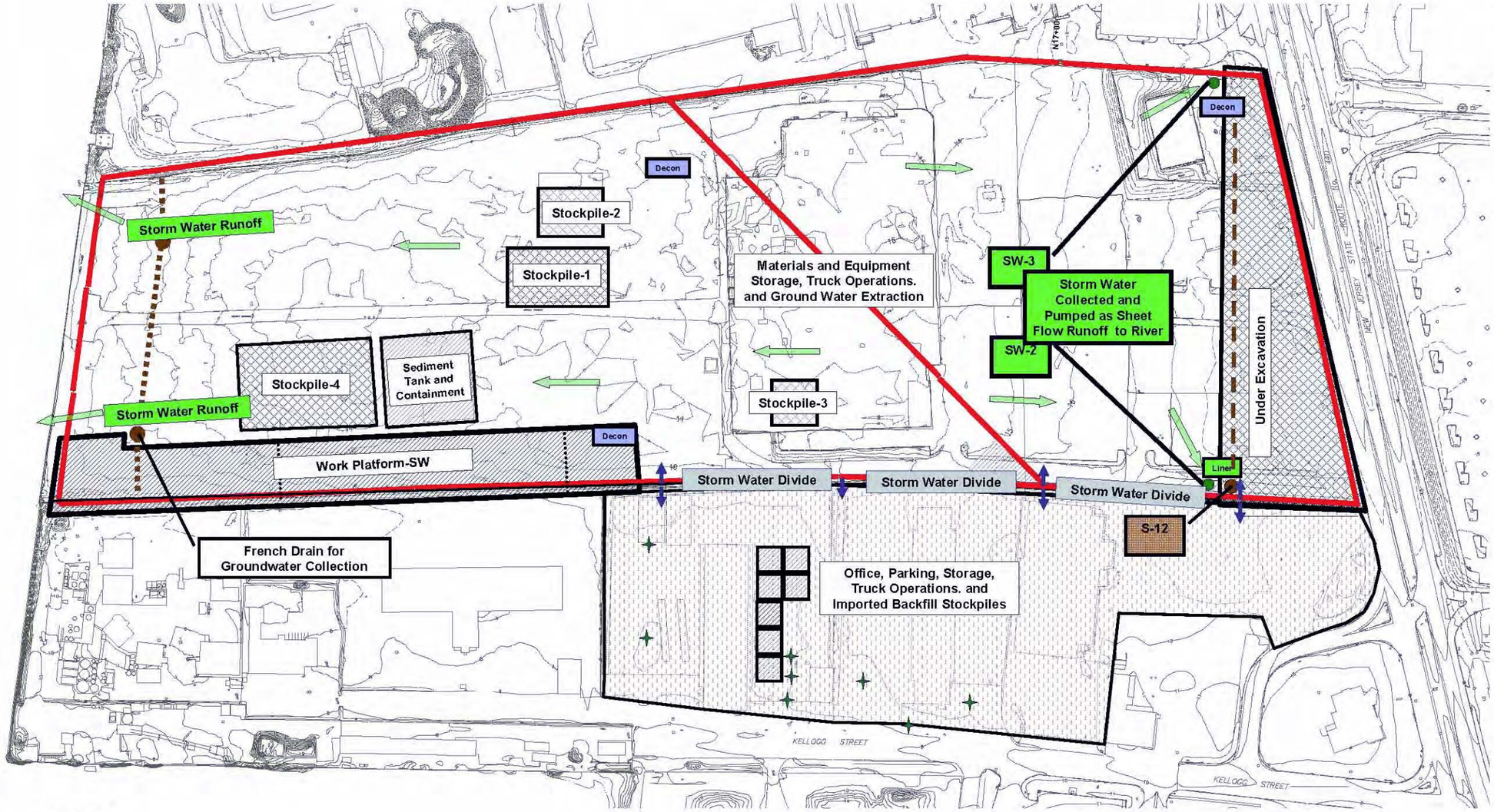

Legend

- Restricted Work Zone – Area contained.
- Exclusion Zone – Area contained.
- Support Zone – Paved with asphalt or concrete.
- Backfill Construction Area – Soil surface with underdrain system.
- Off Site Properties – Support Zone under Sediment and Erosion Control
- Hydraulic Barrier at perimeter of site. Isolates site groundwater from River and adjacent groundwater.
- French Drain w/Sump below Support Zone pavement. Controls groundwater level below top of Hydraulic Barrier at River.
- Asphalt storm water containment and retention berm.
- Soil storm water retention berm
- Bucket Sumps collect groundwater
- S-12 — Ground Water collection sump
- SW-12 — Storm Water collection point
- Catch Basin (Geotextile Filter for Sediment Exclusion) Typical. Not all illustrated.
- Approximate Sheet flow direction.

GRAPHIC SCALE
0 50 100 200 300 ft

STUDY AREA 7

JERSEY CITY NEW JERSEY

Honeywell

EMS ENGINEERING DEPARTMENT
101 COLUMBIA RD., BOX 2105
MORRISTOWN, NJ 07962

FILE NO. 35037

THIS DRAWING, THE PROPERTY OF HONEYWELL, IS FURNISHED SUBJECT TO RETURN ON DEMAND AND THE CONDITION THAT THE INFORMATION AND TECHNOLOGY EMBODIED HEREIN SHALL NOT BE DISCLOSED OR USED AND THE DRAWING SHALL NOT BE REPRODUCED OR COPIED IN WHOLE OR IN PART EXCEPT AS PREVIOUSLY AUTHORIZED IN WRITING. ANY PERSON WHO MAY RECEIVE OR OBSERVE THIS DESIGN WILL BE HELD STRICTLY LIABLE FOR ANY VIOLATION WHETHER WILLFUL OR NEGLIGENT.

MUESER RUTLEDGE CONSULTING ENGINEERS
14 PENN PLAZA – 225 W. 34TH STREET, NEW YORK, NY 10122

SCALE: GRAPHIC	MADE BY: PWD	DATE: 3/28/06	10210
	CH'KD BY: NMA	DATE: 3/28/06	

May-June 2006 Barrier Ending and Excavation Proceeding

DRAWING NO. SPPP3

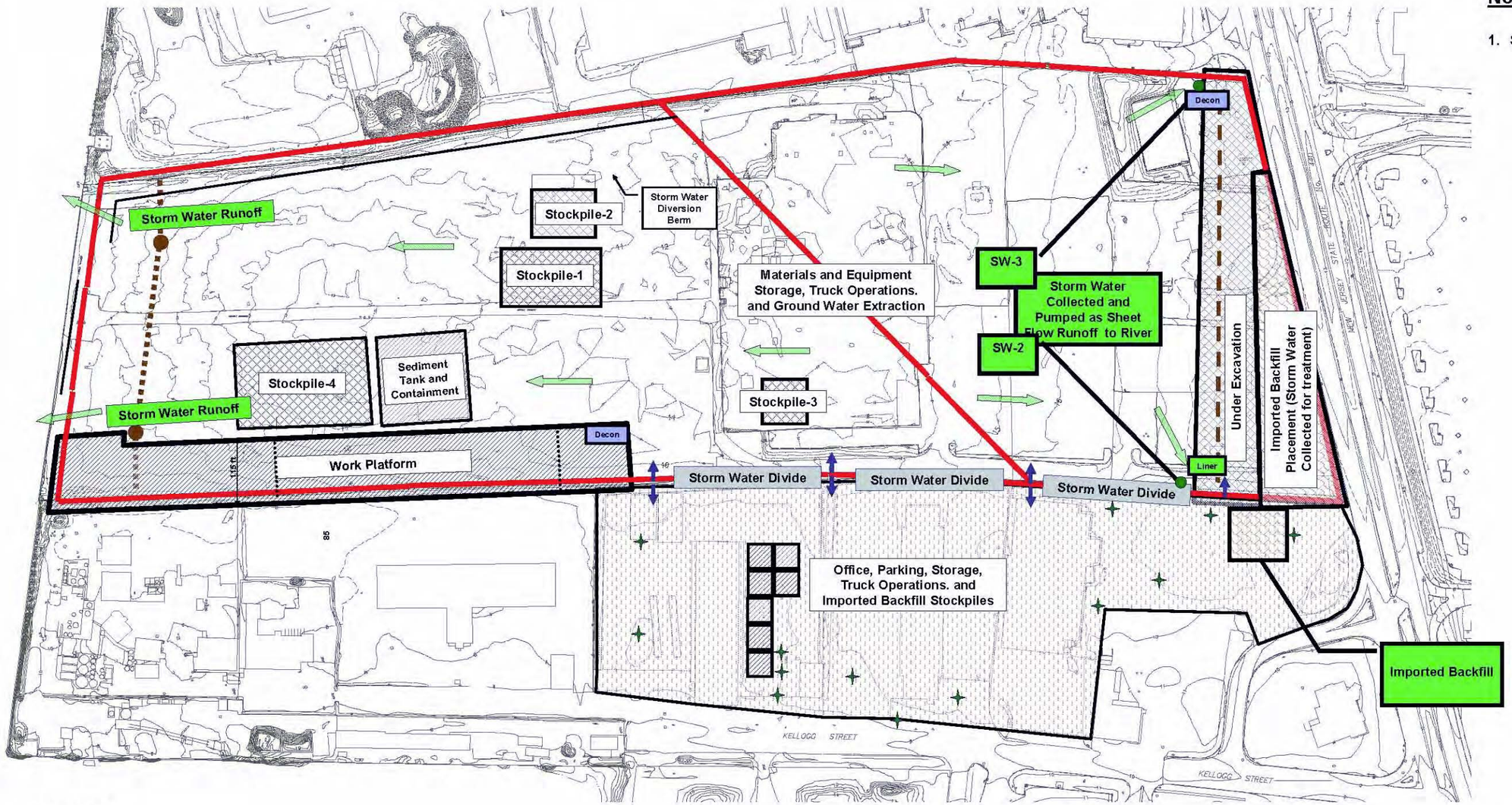

Notes

1. See Drawing 1 for Storm Water Control Notes.

Legend

- Restricted Work Zone – Area contained.
- Exclusion Zone – Area contained.
- Support Zone – Paved with asphalt or concrete.
- Backfill Construction Area – Soil surface with underdrain system.
- Off Site Properties – Support Zone under Sediment and Erosion Control
- Hydraulic Barrier at perimeter of site. Isolates site groundwater from River and adjacent groundwater.
- French Drain w/Sump below Support Zone pavement. Controls groundwater level below top of Hydraulic Barrier at River.
- Asphalt storm water containment and retention berm.
- Soil storm water retention berm
- Bucket Sumps collect groundwater
- S-12 — Ground Water collection sump
- SW-12 — Storm Water collection point
- Catch Basin (Geotextile Filter for Sediment Exclusion) Typical. Not all illustrated.
- Approximate Sheet flow direction.

GRAPHIC SCALE
0 50 100 200 300 ft

STUDY AREA 7
JERSEY CITY NEW JERSEY

Honeywell

EMS ENGINEERING DEPARTMENT
101 COLUMBIA RD - BOX 2105
MORRISTOWN, NJ 07962

FILE NO. 35037

THIS DRAWING, THE PROPERTY OF HONEYWELL, IS FURNISHED SUBJECT TO RETURN ON DEMAND AND THE CONDITION THAT THE INFORMATION AND TECHNOLOGY EMBODIED HEREIN SHALL NOT BE DISCLOSED OR USED AND THE DRAWING SHALL NOT BE REPRODUCED OR COPIED IN WHOLE OR IN PART EXCEPT AS PREVIOUSLY AUTHORIZED IN WRITING. ANY PERSON WHO MAY RECEIVE OR OBSERVE THIS DESIGN WILL BE HELD STRICTLY LIABLE FOR ANY VIOLATION WHETHER WILLFUL OR NEGLIGENT.

MUESER RUTLEDGE CONSULTING ENGINEERS
14 PENN PLAZA – 225 W. 34TH STREET, NEW YORK, NY 10122

SCALE: GRAPHIC	MADE BY: PWD	DATE: 3/28/06	10210
	CH'KD BY: NMA	DATE: 3/28/06	DRAWING NO.

July-August 2006 Barrier Completed and Backfill Proceeding

SPPP4

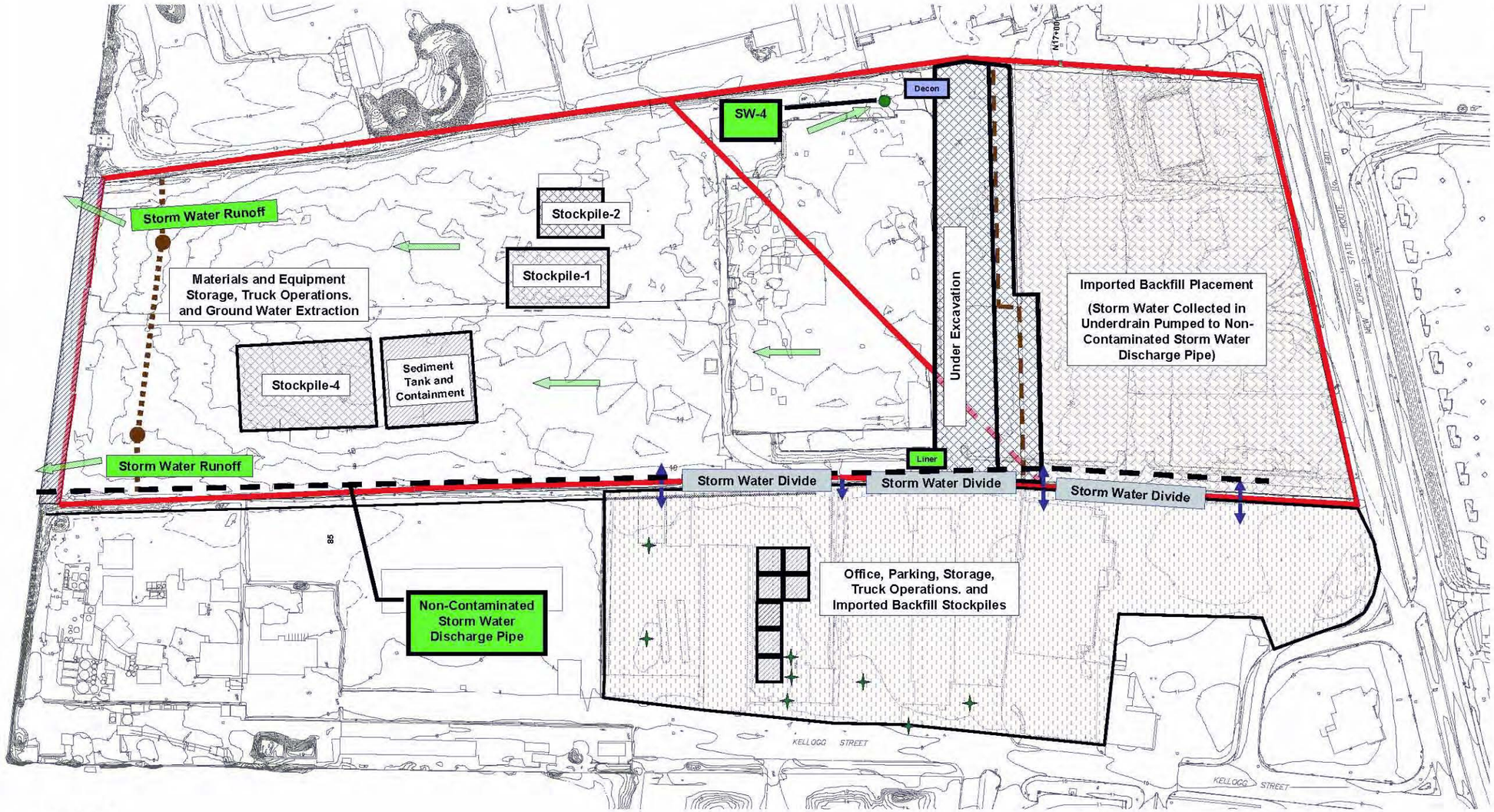

Notes

1. See Drawing 1 for Storm Water Control Notes.

Legend

- Restricted Work Zone – Area contained.
- Exclusion Zone – Area contained.
- Support Zone – Paved with asphalt or concrete.
- Backfill Construction Area – Soil surface with underdrain system.
- Off Site Properties – Support Zone under Sediment and Erosion Control
- Hydraulic Barrier at perimeter of site. Isolates site groundwater from River and adjacent groundwater.
- French Drain w/Sump below Support Zone pavement. Controls groundwater level below top of Hydraulic Barrier at River.
- Asphalt storm water containment and retention berm.
- Soil storm water retention berm
- Bucket Sumps collect groundwater
- S-12 — Ground Water collection sump
- SW-12 — Storm Water collection point
- Catch Basin (Geotextile Filter for Sediment Exclusion) Typical. Not all illustrated.
- Approximate Sheet flow direction.

GRAPHIC SCALE
0 50 100 200 300 ft

STUDY AREA 7

JERSEY CITY NEW JERSEY

Honeywell

EMS ENGINEERING DEPARTMENT
101 COLUMBIA RD., BOX 2105
MORRISTOWN, NJ 07962

FILE NO. 35037

THIS DRAWING, THE PROPERTY OF HONEYWELL, IS FURNISHED SUBJECT TO RETURN ON DEMAND AND THE CONDITION THAT THE INFORMATION AND TECHNOLOGY EMBODIED HEREIN SHALL NOT BE DISCLOSED OR USED AND THE DRAWING SHALL NOT BE REPRODUCED OR COPIED IN WHOLE OR IN PART EXCEPT AS PREVIOUSLY AUTHORIZED IN WRITING. ANY PERSON WHO MAY RECEIVE OR OBSERVE THIS DESIGN WILL BE HELD STRICTLY LIABLE FOR ANY VIOLATION WHETHER WILLFUL OR NEGLIGENT.

MUESER RUTLEDGE CONSULTING ENGINEERS
14 PENN PLAZA – 225 W. 34TH STREET, NEW YORK, NY 10122

SCALE: GRAPHIC	MADE BY: PWD	DATE: 3/28/06	10210
	CH'KD BY: NMA	DATE: 3/28/06	

September 2006 – June 2007 Excavation East Completed Backfill Underway

DRAWING NO. SPPP5

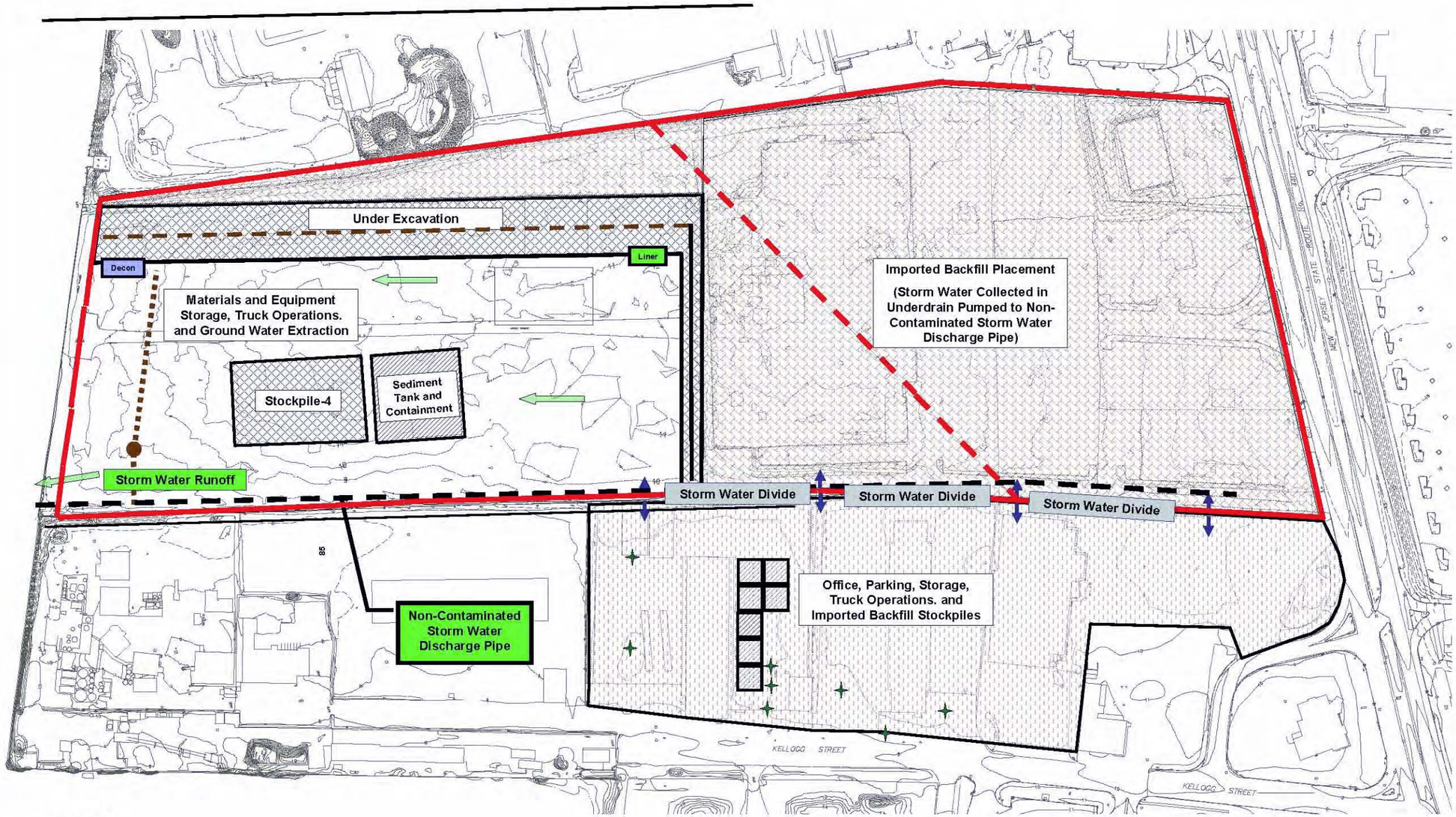

Notes

1. See Drawing 1 for Storm Water Control Notes.

Legend

- Restricted Work Zone – Area contained.
- Exclusion Zone – Area contained.
- Support Zone – Paved with asphalt or concrete.
- Backfill Construction Area – Soil surface with underdrain system.
- Off Site Properties – Support Zone under Sediment and Erosion Control
- Hydraulic Barrier at perimeter of site. Isolates site groundwater from River and adjacent groundwater.
- French Drain w/Sump below Support Zone pavement. Controls groundwater level below top of Hydraulic Barrier at River.
- Asphalt storm water containment and retention berm.
- Soil storm water retention berm
- Bucket Sumps collect groundwater
- S-12 — Ground Water collection sump
- SW-12 — Storm Water collection point
- Catch Basin (Geotextile Filter for Sediment Exclusion) Typical. Not all illustrated.
- Approximate Sheet flow direction.

GRAPHIC SCALE
0 50 100 200 300 ft

STUDY AREA 7

JERSEY CITY NEW JERSEY

Honeywell

EMS ENGINEERING DEPARTMENT
101 COLUMBIA RD. BOX 2105
MORRISTOWN, NJ 07962

FILE NO. 35037

THIS DRAWING, THE PROPERTY OF HONEYWELL, IS FURNISHED SUBJECT TO RETURN ON DEMAND AND THE CONDITION THAT THE INFORMATION AND TECHNOLOGY EMBODIED HEREIN SHALL NOT BE DISCLOSED OR USED AND THE DRAWING SHALL NOT BE REPRODUCED OR COPIED IN WHOLE OR IN PART EXCEPT AS PREVIOUSLY AUTHORIZED IN WRITING. ANY PERSON WHO MAY RECEIVE OR OBSERVE THIS DESIGN WILL BE HELD STRICTLY LIABLE FOR ANY VIOLATION WHETHER WILLFUL OR NEGLIGENT.

MUESER RUTLEDGE CONSULTING ENGINEERS
14 PENN PLAZA – 225 W. 34TH STREET, NEW YORK, NY 10122

SCALE: GRAPHIC	MADE BY: PWD	DATE: 3/28/06	10210
	CH'KD BY: NMA	DATE: 3/28/06	

July 2007 – October 2008 Excavation West Side Begins Backfill to Center of Site

DRAWING NO. SPPP6

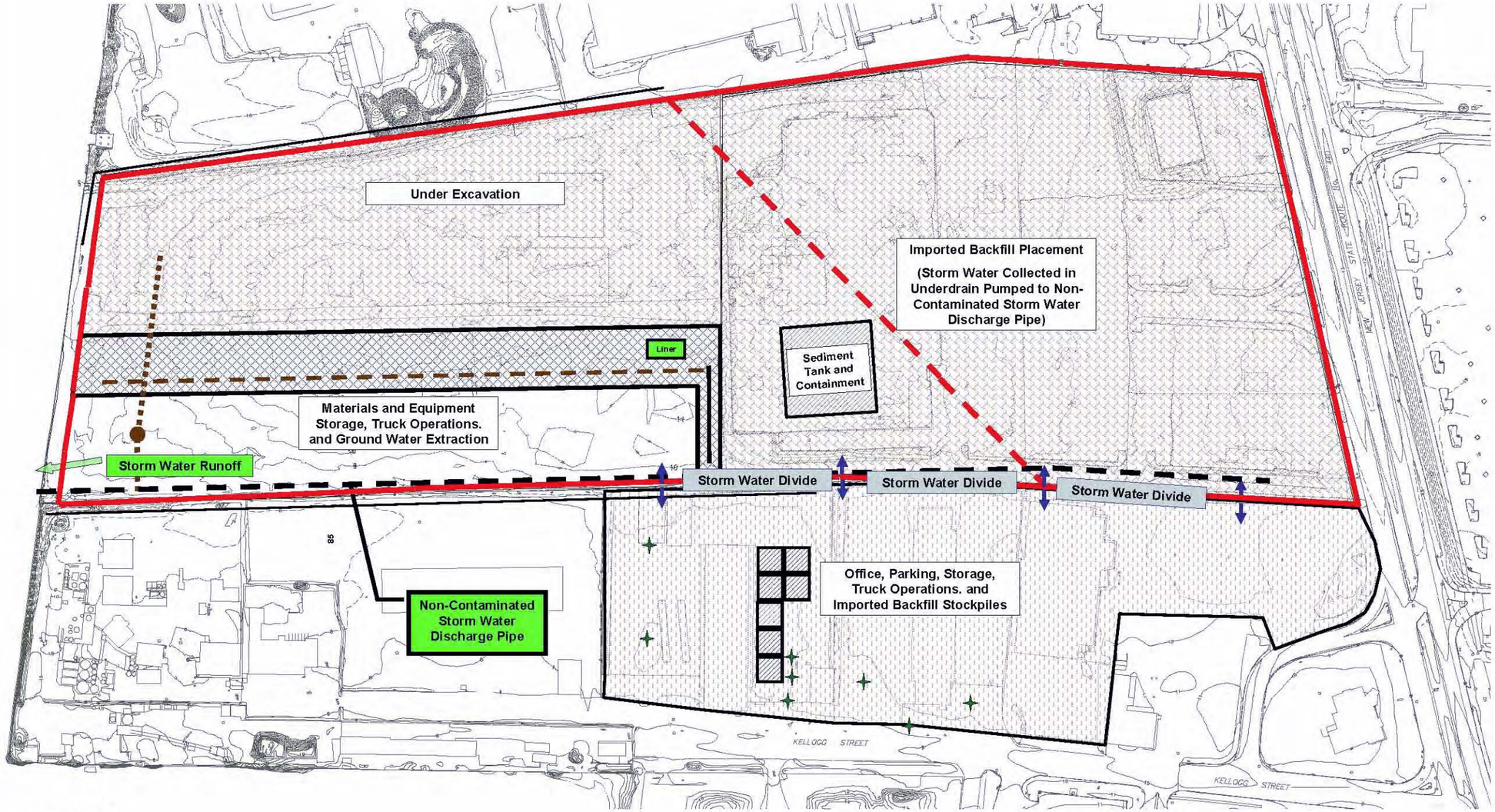

Notes

1. See Drawing 1 for Storm Water Control Notes.

Legend

- Restricted Work Zone – Area contained.
- Exclusion Zone – Area contained.
- Support Zone – Paved with asphalt or concrete.
- Backfill Construction Area – Soil surface with underdrain system.
- Off Site Properties – Support Zone under Sediment and Erosion Control
- Hydraulic Barrier at perimeter of site. Isolates site groundwater from River and adjacent groundwater.
- French Drain w/Sump below Support Zone pavement. Controls groundwater level below top of Hydraulic Barrier at River.
- Asphalt storm water containment and retention berm.
- Soil storm water retention berm
- Bucket Sumps collect groundwater
- S-12 — Ground Water collection sump
- SW-12 — Storm Water collection point
- Catch Basin (Geotextile Filter for Sediment Exclusion) Typical. Not all illustrated.
- Approximate Sheet flow direction.

GRAPHIC SCALE
0 50 100 200 300 ft

STUDY AREA 7
JERSEY CITY NEW JERSEY

Honeywell

EMS ENGINEERING DEPARTMENT
101 COLUMBIA RD - BOX 2105
MORRISTOWN, NJ 07962

FILE NO. 35037

THIS DRAWING, THE PROPERTY OF HONEYWELL, IS FURNISHED SUBJECT TO RETURN ON DEMAND AND THE CONDITION THAT THE INFORMATION AND TECHNOLOGY EMBODIED HEREIN SHALL NOT BE DISCLOSED OR USED AND THE DRAWING SHALL NOT BE REPRODUCED OR COPIED IN WHOLE OR IN PART EXCEPT AS PREVIOUSLY AUTHORIZED IN WRITING. ANY PERSON WHO MAY RECEIVE OR OBSERVE THIS DESIGN WILL BE HELD STRICTLY LIABLE FOR ANY VIOLATION WHETHER WILLFUL OR NEGLIGENT.

MUESER RUTLEDGE CONSULTING ENGINEERS
14 PENN PLAZA – 225 W. 34TH STREET, NEW YORK, NY 10122

SCALE: GRAPHIC	MADE BY: PWD	DATE: 3/28/06	10210
	CH'KD BY: NMA	DATE: 3/28/06	

Summer 2009 Completion of Excavation

DRAWING NO. SPPP7

APPENDIX C

STORM WATER MANAGEMENT SAMPLING & TESTING

Swale Sampling and Testing Procedure

There are two swales, one at the north property line and one at the south property line. Storm water from the western 2/3 of the site drains to both swales and discharges to the Hackensack River. (During construction of the west wall of the barrier, all water was diverted to one central flume.) As required and approved by NJDEP, storm water is sampled during normal business hours during or after each precipitation event resulting in a discharge, for pH, Total Dissolved Solids, Total Chromium and Hexavalent Chromium. The goal of achieving <50 ppb hexavalent chromium is generally achieved without spreading ferrous sulfate in the swales prior to precipitation events. Treatment on an as needed basis may be necessary to protect the Hackensack River. Ferrous sulfate may be used in impounded contaminated stormwater areas and on contaminated puddles prior to pumping to the WWTP. Residue will be cleaned up and properly disposed.

APPENDIX D

STORM WATER, SOIL EROSION, AND SEDIMENTATION CONTROL FINAL PLAN

Study Area 7
Jersey City, NJ

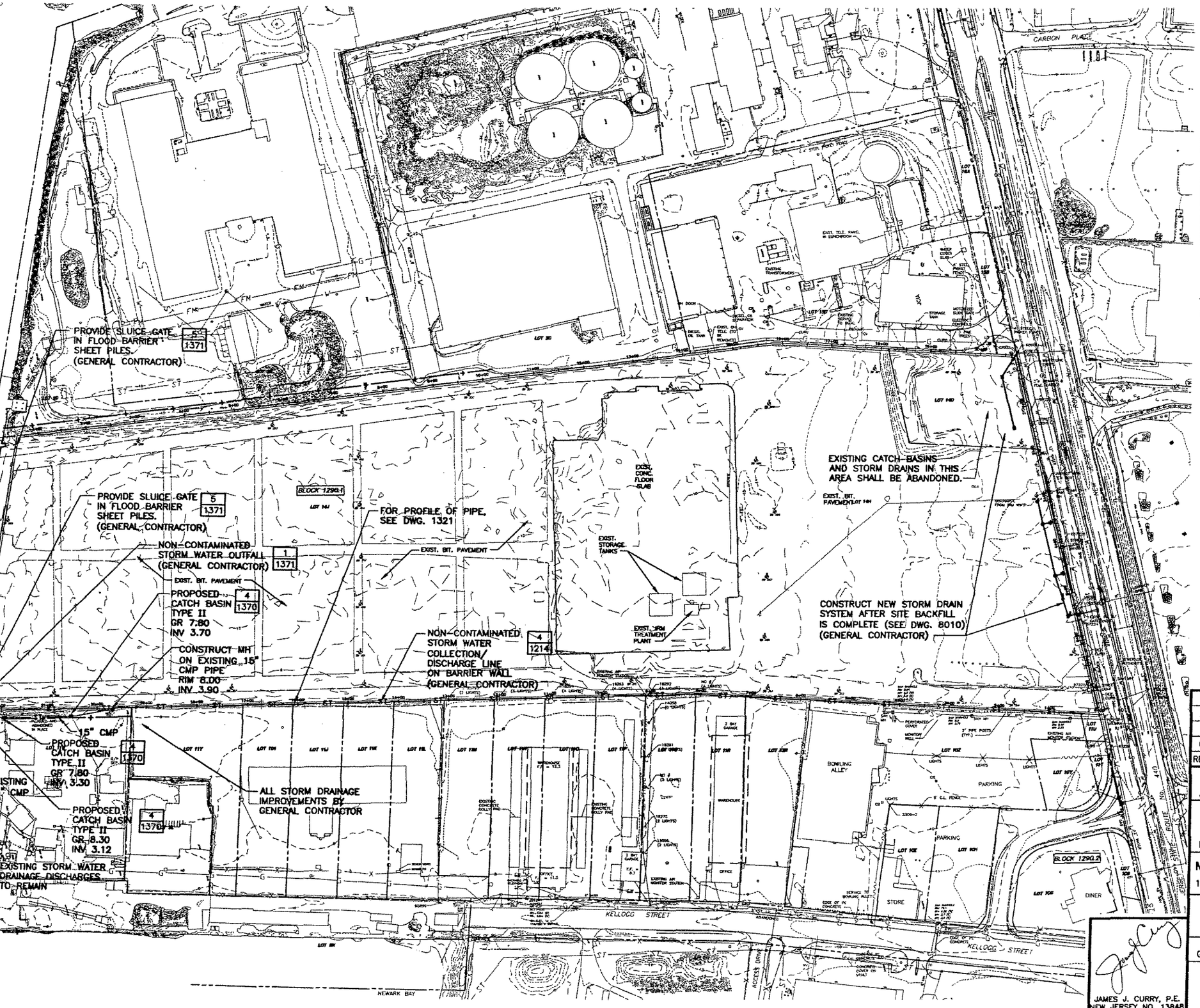
PROVIDE SLUICE GATE IN FLOOD BARRIER SHEET PILES. (GENERAL CONTRACTOR)
5 1371
EXISTING TIMBER BULKHEAD TO REMAIN
PROVIDE SLUICE GATE IN FLOOD BARRIER SHEET PILES. (GENERAL CONTRACTOR)
5 1371
BLOCK 1290.1
LOT 14J
FOR PROFILE OF PIPE, SEE DWG. 1321
EXIST. BIT. PAVEMENT
NON-CONTAMINATED STORM WATER OUTFALL (GENERAL CONTRACTOR)
1 1371
EXIST. BIT. PAVEMENT
PROPOSED CATCH BASIN TYPE II GR 7.80 INV 3.70
4 1370
CONSTRUCT MH ON EXISTING 15" CMP PIPE RIM 8.00 INV 3.90
NON-CONTAMINATED STORM WATER COLLECTION/ DISCHARGE LINE ON BARRIER WALL (GENERAL CONTRACTOR)
4 1214
EXIST. CONC. FLOOR SLAB
EXIST. STORAGE TANKS
EXIST. IRM TREATMENT PLANT
EXISTING CATCH-BASINS AND STORM DRAINS IN THIS AREA SHALL BE ABANDONED.
EXIST. BIT. PAVEMENT LOT 14H
CONSTRUCT NEW STORM DRAIN SYSTEM AFTER SITE BACKFILL IS COMPLETE (SEE DWG. 8010) (GENERAL CONTRACTOR)
15" CMP
PROPOSED CATCH BASIN TYPE II GR 7.80 INV 3.30
4 1370
EXISTING 15" CMP
PROPOSED CATCH BASIN TYPE II GR 8.30 INV 3.12
4 1370
ALL STORM DRAINAGE IMPROVEMENTS BY GENERAL CONTRACTOR
EXISTING STORM WATER DRAINAGE DISCHARGES TO REMAIN
HACKENSACK RIVER
REMOVED AND RELOCATED LINE AS ADOPTED DECEMBER 15, 1941
EXIST. BIT. PAVEMENT
EXISTING AIR MONITOR STATION
LOT 30
LOT MID
LOT 30B
LOT 30A
LOT 30C
LOT 30D
LOT 30E
LOT 30F
LOT 30G
LOT 30H
LOT 30I
LOT 30J
LOT 30K
LOT 30L
LOT 30M
LOT 30N
LOT 30O
LOT 30P
LOT 30Q
LOT 30R
LOT 30S
LOT 30T
LOT 30U
LOT 30V
LOT 30W
LOT 30X
LOT 30Y
LOT 30Z
LOT 31
LOT 31A
LOT 31B
LOT 31C
LOT 31D
LOT 31E
LOT 31F
LOT 31G
LOT 31H
LOT 31I
LOT 31J
LOT 31K
LOT 31L
LOT 31M
LOT 31N
LOT 31O
LOT 31P
LOT 31Q
LOT 31R
LOT 31S
LOT 31T
LOT 31U
LOT 31V
LOT 31W
LOT 31X
LOT 31Y
LOT 31Z
LOT 32
LOT 32A
LOT 32B
LOT 32C
LOT 32D
LOT 32E
LOT 32F
LOT 32G
LOT 32H
LOT 32I
LOT 32J
LOT 32K
LOT 32L
LOT 32M
LOT 32N
LOT 32O
LOT 32P
LOT 32Q
LOT 32R
LOT 32S
LOT 32T
LOT 32U
LOT 32V
LOT 32W
LOT 32X
LOT 32Y
LOT 32Z
LOT 33
LOT 33A
LOT 33B
LOT 33C
LOT 33D
LOT 33E
LOT 33F
LOT 33G
LOT 33H
LOT 33I
LOT 33J
LOT 33K
LOT 33L
LOT 33M
LOT 33N
LOT 33O
LOT 33P
LOT 33Q
LOT 33R
LOT 33S
LOT 33T
LOT 33U
LOT 33V
LOT 33W
LOT 33X
LOT 33Y
LOT 33Z
LOT 34
LOT 34A
LOT 34B
LOT 34C
LOT 34D
LOT 34E
LOT 34F
LOT 34G
LOT 34H
LOT 34I
LOT 34J
LOT 34K
LOT 34L
LOT 34M
LOT 34N
LOT 34O
LOT 34P
LOT 34Q
LOT 34R
LOT 34S
LOT 34T
LOT 34U
LOT 34V
LOT 34W
LOT 34X
LOT 34Y
LOT 34Z
LOT 35
LOT 35A
LOT 35B
LOT 35C
LOT 35D
LOT 35E
LOT 35F
LOT 35G
LOT 35H
LOT 35I
LOT 35J
LOT 35K
LOT 35L
LOT 35M
LOT 35N
LOT 35O
LOT 35P
LOT 35Q
LOT 35R
LOT 35S
LOT 35T
LOT 35U
LOT 35V
LOT 35W
LOT 35X
LOT 35Y
LOT 35Z
LOT 36
LOT 36A
LOT 36B
LOT 36C
LOT 36D
LOT 36E
LOT 36F
LOT 36G
LOT 36H
LOT 36I
LOT 36J
LOT 36K
LOT 36L
LOT 36M
LOT 36N
LOT 36O
LOT 36P
LOT 36Q
LOT 36R
LOT 36S
LOT 36T
LOT 36U
LOT 36V
LOT 36W
LOT 36X
LOT 36Y
LOT 36Z
LOT 37
LOT 37A
LOT 37B
LOT 37C
LOT 37D
LOT 37E
LOT 37F
LOT 37G
LOT 37H
LOT 37I
LOT 37J
LOT 37K
LOT 37L
LOT 37M
LOT 37N
LOT 37O
LOT 37P
LOT 37Q
LOT 37R
LOT 37S
LOT 37T
LOT 37U
LOT 37V
LOT 37W
LOT 37X
LOT 37Y
LOT 37Z
LOT 38
LOT 38A
LOT 38B
LOT 38C
LOT 38D
LOT 38E
LOT 38F
LOT 38G
LOT 38H
LOT 38I
LOT 38J
LOT 38K
LOT 38L
LOT 38M
LOT 38N
LOT 38O
LOT 38P
LOT 38Q
LOT 38R
LOT 38S
LOT 38T
LOT 38U
LOT 38V
LOT 38W
LOT 38X
LOT 38Y
LOT 38Z
LOT 39
LOT 39A
LOT 39B
LOT 39C
LOT 39D
LOT 39E
LOT 39F
LOT 39G
LOT 39H
LOT 39I
LOT 39J
LOT 39K
LOT 39L
LOT 39M
LOT 39N
LOT 39O
LOT 39P
LOT 39Q
LOT 39R
LOT 39S
LOT 39T
LOT 39U
LOT 39V
LOT 39W
LOT 39X
LOT 39Y
LOT 39Z
LOT 40
LOT 40A
LOT 40B
LOT 40C
LOT 40D
LOT 40E
LOT 40F
LOT 40G
LOT 40H
LOT 40I
LOT 40J
LOT 40K
LOT 40L
LOT 40M
LOT 40N
LOT 40O
LOT 40P
LOT 40Q
LOT 40R
LOT 40S
LOT 40T
LOT 40U
LOT 40V
LOT 40W
LOT 40X
LOT 40Y
LOT 40Z
LOT 41
LOT 41A
LOT 41B
LOT 41C
LOT 41D
LOT 41E
LOT 41F
LOT 41G
LOT 41H
LOT 41I
LOT 41J
LOT 41K
LOT 41L
LOT 41M
LOT 41N
LOT 41O
LOT 41P
LOT 41Q
LOT 41R
LOT 41S
LOT 41T
LOT 41U
LOT 41V
LOT 41W
LOT 41X
LOT 41Y
LOT 41Z
LOT 42
LOT 42A
LOT 42B
LOT 42C
LOT 42D
LOT 42E
LOT 42F
LOT 42G
LOT 42H
LOT 42I
LOT 42J
LOT 42K
LOT 42L
LOT 42M
LOT 42N
LOT 42O
LOT 42P
LOT 42Q
LOT 42R
LOT 42S
LOT 42T
LOT 42U
LOT 42V
LOT 42W
LOT 42X
LOT 42Y
LOT 42Z
LOT 43
LOT 43A
LOT 43B
LOT 43C
LOT 43D
LOT 43E
LOT 43F
LOT 43G
LOT 43H
LOT 43I
LOT 43J
LOT 43K
LOT 43L
LOT 43M
LOT 43N
LOT 43O
LOT 43P
LOT 43Q
LOT 43R
LOT 43S
LOT 43T
LOT 43U
LOT 43V
LOT 43W
LOT 43X
LOT 43Y
LOT 43Z
LOT 44
LOT 44A
LOT 44B
LOT 44C
LOT 44D
LOT 44E
LOT 44F
LOT 44G
LOT 44H
LOT 44I
LOT 44J
LOT 44K
LOT 44L
LOT 44M
LOT 44N
LOT 44O
LOT 44P
LOT 44Q
LOT 44R
LOT 44S
LOT 44T
LOT 44U
LOT 44V
LOT 44W
LOT 44X
LOT 44Y
LOT 44Z
LOT 45
LOT 45A
LOT 45B
LOT 45C
LOT 45D
LOT 45E
LOT 45F
LOT 45G
LOT 45H
LOT 45I
LOT 45J
LOT 45K
LOT 45L
LOT 45M
LOT 45N
LOT 45O
LOT 45P
LOT 45Q
LOT 45R
LOT 45S
LOT 45T
LOT 45U
LOT 45V
LOT 45W
LOT 45X
LOT 45Y
LOT 45Z
LOT 46
LOT 46A
LOT 46B
LOT 46C
LOT 46D
LOT 46E
LOT 46F
LOT 46G
LOT 46H
LOT 46I
LOT 46J
LOT 46K
LOT 46L
LOT 46M
LOT 46N
LOT 46O
LOT 46P
LOT 46Q
LOT 46R
LOT 46S
LOT 46T
LOT 46U
LOT 46V
LOT 46W
LOT 46X
LOT 46Y
LOT 46Z
LOT 47
LOT 47A
LOT 47B
LOT 47C
LOT 47D
LOT 47E
LOT 47F
LOT 47G
LOT 47H
LOT 47I
LOT 47J
LOT 47K
LOT 47L
LOT 47M
LOT 47N
LOT 47O
LOT 47P
LOT 47Q
LOT 47R
LOT 47S
LOT 47T
LOT 47U
LOT 47V
LOT 47W
LOT 47X
LOT 47Y
LOT 47Z
LOT 48
LOT 48A
LOT 48B
LOT 48C
LOT 48D
LOT 48E
LOT 48F
LOT 48G
LOT 48H
LOT 48I
LOT 48J
LOT 48K
LOT 48L
LOT 48M
LOT 48N
LOT 48O
LOT 48P
LOT 48Q
LOT 48R
LOT 48S
LOT 48T
LOT 48U
LOT 48V
LOT 48W
LOT 48X
LOT 48Y
LOT 48Z
LOT 49
LOT 49A
LOT 49B
LOT 49C
LOT 49D
LOT 49E
LOT 49F
LOT 49G
LOT 49H
LOT 49I
LOT 49J
LOT 49K
LOT 49L
LOT 49M
LOT 49N
LOT 49O
LOT 49P
LOT 49Q
LOT 49R
LOT 49S
LOT 49T
LOT 49U
LOT 49V
LOT 49W
LOT 49X
LOT 49Y
LOT 49Z
LOT 50
LOT 50A
LOT 50B
LOT 50C
LOT 50D
LOT 50E
LOT 50F
LOT 50G
LOT 50H
LOT 50I
LOT 50J
LOT 50K
LOT 50L
LOT 50M
LOT 50N
LOT 50O
LOT 50P
LOT 50Q
LOT 50R
LOT 50S
LOT 50T
LOT 50U
LOT 50V
LOT 50W
LOT 50X
LOT 50Y
LOT 50Z
LOT 51
LOT 51A
LOT 51B
LOT 51C
LOT 51D
LOT 51E
LOT 51F
LOT 51G
LOT 51H
LOT 51I
LOT 51J
LOT 51K
LOT 51L
LOT 51M
LOT 51N
LOT 51O
LOT 51P
LOT 51Q
LOT 51R
LOT 51S
LOT 51T
LOT 51U
LOT 51V
LOT 51W
LOT 51X
LOT 51Y
LOT 51Z
LOT 52
LOT 52A
LOT 52B
LOT 52C
LOT 52D
LOT 52E
LOT 52F
LOT 52G
LOT 52H
LOT 52I
LOT 52J
LOT 52K
LOT 52L
LOT 52M
LOT 52N
LOT 52O
LOT 52P
LOT 52Q
LOT 52R
LOT 52S
LOT 52T
LOT 52U
LOT 52V
LOT 52W
LOT 52X
LOT 52Y
LOT 52Z
LOT 53
LOT 53A
LOT 53B
LOT 53C
LOT 53D
LOT 53E
LOT 53F
LOT 53G
LOT 53H
LOT 53I
LOT 53J
LOT 53K
LOT 53L
LOT 53M
LOT 53N
LOT 53O
LOT 53P
LOT 53Q
LOT 53R
LOT 53S
LOT 53T
LOT 53U
LOT 53V
LOT 53W
LOT 53X
LOT 53Y
LOT 53Z
LOT 54
LOT 54A
LOT 54B
LOT 54C
LOT 54D
LOT 54E
LOT 54F
LOT 54G
LOT 54H
LOT 54I
LOT 54J
LOT 54K
LOT 54L
LOT 54M
LOT 54N
LOT 54O
LOT 54P
LOT 54Q
LOT 54R
LOT 54S
LOT 54T
LOT 54U
LOT 54V
LOT 54W
LOT 54X
LOT 54Y
LOT 54Z
LOT 55
LOT 55A
LOT 55B
LOT 55C
LOT 55D
LOT 55E
LOT 55F
LOT 55G
LOT 55H
LOT 55I
LOT 55J
LOT 55K
LOT 55L
LOT 55M
LOT 55N
LOT 55O
LOT 55P
LOT 55Q
LOT 55R
LOT 55S
LOT 55T
LOT 55U
LOT 55V
LOT 55W
LOT 55X
LOT 55Y
LOT 55Z
LOT 56
LOT 56A
LOT 56B
LOT 56C
LOT 56D
LOT 56E
LOT 56F
LOT 56G
LOT 56H
LOT 56I
LOT 56J
LOT 56K
LOT 56L
LOT 56M
LOT 56N
LOT 56O
LOT 56P
LOT 56Q
LOT 56R
LOT 56S
LOT 56T
LOT 56U
LOT 56V
LOT 56W
LOT 56X
LOT 56Y
LOT 56Z
LOT 57
LOT 57A
LOT 57B
LOT 57C
LOT 57D
LOT 57E
LOT 57F
LOT 57G
LOT 57H
LOT 57I
LOT 57J
LOT 57K
LOT 57L
LOT 57M
LOT 57N
LOT 57O
LOT 57P
LOT 57Q
LOT 57R
LOT 57S
LOT 57T
LOT 57U
LOT 57V
LOT 57W
LOT 57X
LOT 57Y
LOT 57Z
LOT 58
LOT 58A
LOT 58B
LOT 58C
LOT 58D
LOT 58E
LOT 58F
LOT 58G
LOT 58H
LOT 58I
LOT 58J
LOT 58K
LOT 58L
LOT 58M
LOT 58N
LOT 58O
LOT 58P
LOT 58Q
LOT 58R
LOT 58S
LOT 58T
LOT 58U
LOT 58V
LOT 58W
LOT 58X
LOT 58Y
LOT 58Z
LOT 59
LOT 59A
LOT 59B
LOT 59C
LOT 59D
LOT 59E
LOT 59F
LOT 59G
LOT 59H
LOT 59I
LOT 59J
LOT 59K
LOT 59L
LOT 59M
LOT 59N
LOT 59O
LOT 59P
LOT 59Q
LOT 59R
LOT 59S
LOT 59T
LOT 59U
LOT 59V
LOT 59W
LOT 59X
LOT 59Y
LOT 59Z
LOT 60
LOT 60A
LOT 60B
LOT 60C
LOT 60D
LOT 60E
LOT 60F
LOT 60G
LOT 60H
LOT 60I
LOT 60J
LOT 60K
LOT 60L
LOT 60M
LOT 60N
LOT 60O
LOT 60P
LOT 60Q
LOT 60R
LOT 60S
LOT 60T
LOT 60U
LOT 60V
LOT 60W
LOT 60X
LOT 60Y
LOT 60Z
LOT 61
LOT 61A
LOT 61B
LOT 61C
LOT 61D
LOT 61E
LOT 61F
LOT 61G
LOT 61H
LOT 61I
LOT 61J
LOT 61K
LOT 61L
LOT 61M
LOT 61N
LOT 61O
LOT 61P
LOT 61Q
LOT 61R
LOT 61S
LOT 61T
LOT 61U
LOT 61V
LOT 61W
LOT 61X
LOT 61Y
LOT 61Z
LOT 62
LOT 62A
LOT 62B
LOT 62C
LOT 62D
LOT 62E
LOT 62F
LOT 62G
LOT 62H
LOT 62I
LOT 62J
LOT 62K
LOT 62L
LOT 62M
LOT 62N
LOT 62O
LOT 62P
LOT 62Q
LOT 62R
LOT 62S
LOT 62T
LOT 62U
LOT 62V
LOT 62W
LOT 62X
LOT 62Y
LOT 62Z
LOT 63
LOT 63A
LOT 63B
LOT 63C
LOT 63D
LOT 63E
LOT 63F
LOT 63G
LOT 63H
LOT 63I
LOT 63J
LOT 63K
LOT 63L
LOT 63M
LOT 63N
LOT 63O
LOT 63P
LOT 63Q
LOT 63R
LOT 63S
LOT 63T
LOT 63U
LOT 63V
LOT 63W
LOT 63X
LOT 63Y
LOT 63Z
LOT 64
LOT 64A
LOT 64B
LOT 64C
LOT 64D
LOT 64E
LOT 64F
LOT 64G
LOT 64H
LOT 64I
LOT 64J
LOT 64K
LOT 64L
LOT 64M
LOT 64N
LOT 64O
LOT 64P
LOT 64Q
LOT 64R
LOT 64S
LOT 64T
LOT 64U
LOT 64V
LOT 64W
LOT 64X
LOT 64Y
LOT 64Z
LOT 65
LOT 65A
LOT 65B
LOT 65C
LOT 65D
LOT 65E
LOT 65F
LOT 65G
LOT 65H
LOT 65I
LOT 65J
LOT 65K
LOT 65L
LOT 65M
LOT 65N
LOT 65O
LOT 65P
LOT 65Q
LOT 65R
LOT 65S
LOT 65T
LOT 65U
LOT 65V
LOT 65W
LOT 65X
LOT 65Y
LOT 65Z
LOT 66
LOT 66A
LOT 66B
LOT 66C
LOT 66D
LOT 66E
LOT 66F
LOT 66G
LOT 66H
LOT 66I
LOT 66J
LOT 66K
LOT 66L
LOT 66M
LOT 66N
LOT 66O
LOT 66P
LOT 66Q
LOT 66R
LOT 66S
LOT 66T
LOT 66U
LOT 66V
LOT 66W
LOT 66X
LOT 66Y
LOT 66Z
LOT 67
LOT 67A
LOT 67B
LOT 67C
LOT 67D
LOT 67E
LOT 67F
LOT 67G
LOT 67H
LOT 67I
LOT 67J
LOT 67K
LOT 67L
LOT 67M
LOT 67N
LOT 67O
LOT 67P
LOT 67Q
LOT 67R
LOT 67S
LOT 67T
LOT 67U
LOT 67V
LOT 67W
LOT 67X
LOT 67Y
LOT 67Z
LOT 68
LOT 68A
LOT 68B
LOT 68C
LOT 68D
LOT 68E
LOT 68F
LOT 68G
LOT 68H
LOT 68I
LOT 68J
LOT 68K
LOT 68L
LOT 68M
LOT 68N
LOT 68O
LOT 68P
LOT 68Q
LOT 68R
LOT 68S
LOT 68T
LOT 68U
LOT 68V
LOT 68W
LOT 68X
LOT 68Y
LOT 68Z
LOT 69
LOT 69A
LOT 69B
LOT 69C
LOT 69D
LOT 69E
LOT 69F
LOT 69G
LOT 69H
LOT 69I
LOT 69J
LOT 69K
LOT 69L
LOT 69M
LOT 69N
LOT 69O
LOT 69P
LOT 69Q
LOT 69R
LOT 69S
LOT 69T
LOT 69U
LOT 69V
LOT 69W
LOT 69X
LOT 69Y
LOT 69Z
LOT 70
LOT 70A
LOT 70B
LOT 70C
LOT 70D
LOT 70E
LOT 70F
LOT 70G
LOT 70H
LOT 70I
LOT 70J
LOT 70K
LOT 70L
LOT 70M
LOT 70N
LOT 70O
LOT 70P
LOT 70Q
LOT 70R
LOT 70S
LOT 70T
LOT 70U
LOT 70V
LOT 70W
LOT 70X
LOT 70Y
LOT 70Z
LOT 71
LOT 71A
LOT 71B
LOT 71C
LOT 71D
LOT 71E
LOT 71F
LOT 71G
LOT 71H
LOT 71I
LOT 71J
LOT 71K
LOT 71L
LOT 71M
LOT 71N
LOT 71O
LOT 71P
LOT 71Q
LOT 71R
LOT 71S
LOT 71T
LOT 71U
LOT 71V
LOT 71W
LOT 71X
LOT 71Y
LOT 71Z
LOT 72
LOT 72A
LOT 72B
LOT 72C
LOT 72D
LOT 72E
LOT 72F
LOT 72G
LOT 72H
LOT 72I
LOT 72J
LOT 72K
LOT 72L
LOT 72M
LOT 72N
LOT 72O
LOT 72P
LOT 72Q
LOT 72R
LOT 72S
LOT 72T
LOT 72U
LOT 72V
LOT 72W
LOT 72X
LOT 72Y
LOT 72Z
LOT 73
LOT 73A
LOT 73B
LOT 73C
LOT 73D
LOT 73E
LOT 73F
LOT 73G
LOT 73H
LOT 73I
LOT 73J
LOT 73K
LOT 73L
LOT 73M
LOT 73N
LOT 73O
LOT 73P
LOT 73Q
LOT 73R
LOT 73S
LOT 73T
LOT 73U
LOT 73V
LOT 73W
LOT 73X
LOT 73Y
LOT 73Z
LOT 74
LOT 74A
LOT 74B
LOT 74C
LOT 74D
LOT 74E
LOT 74F
LOT 74G
LOT 74H
LOT 74I
LOT 74J
LOT 74K
LOT 74L
LOT 74M
LOT 74N
LOT 74O
LOT 74P
LOT 74Q
LOT 74R
LOT 74S
LOT 74T
LOT 74U
LOT 74V
LOT 74W
LOT 74X
LOT 74Y
LOT 74Z
LOT 75
LOT 75A
LOT 75B
LOT 75C
LOT 75D
LOT 75E
LOT 75F
LOT 75G
LOT 75H
LOT 75I
LOT 75J
LOT 75K
LOT 75L
LOT 75M
LOT 75N
LOT 75O
LOT 75P
LOT 75Q
LOT 75R
LOT 75S
LOT 75T
LOT 75U
LOT 75V
LOT 75W
LOT 75X
LOT 75Y
LOT 75Z
LOT 76
LOT 76A
LOT 76B
LOT 76C
LOT 76D
LOT 76E
LOT 76F
LOT 76G
LOT 76H
LOT 76I
LOT 76J
LOT 76K
LOT 76L
LOT 76M
LOT 76N
LOT 76O
LOT 76P
LOT 76Q
LOT 76R
LOT 76S
LOT 76T
LOT 76U
LOT 76V
LOT 76W
LOT 76X
LOT 76Y
LOT 76Z
LOT 77
LOT 77A
LOT 77B
LOT 77C
LOT 77D
LOT 77E
LOT 77F
LOT 77G
LOT 77H
LOT 77I
LOT 77J
LOT 77K
LOT 77L
LOT 77M
LOT 77N
LOT 77O
LOT 77P
LOT 77Q
LOT 77R
LOT 77S
LOT 77T
LOT 77U
LOT 77V
LOT 77W
LOT 77X
LOT 77Y
LOT 77Z
LOT 78
LOT 78A
LOT 78B
LOT 78C
LOT 78D
LOT 78E
LOT 78F
LOT 78G
LOT 78H
LOT 78I
LOT 78J
LOT 78K
LOT 78L
LOT 78M
LOT 78N
LOT 78O
LOT 78P
LOT 78Q
LOT 78R
LOT 78S
LOT 78T
LOT 78U
LOT 78V
LOT 78W
LOT 78X
LOT 78Y
LOT 78Z
LOT 79
LOT 79A
LOT 79B
LOT 79C
LOT 79D
LOT 79E
LOT 79F
LOT 79G
LOT 79H
LOT 79I
LOT 79J
LOT 79K
LOT 79L
LOT 79M
LOT 79N
LOT 79O
LOT 79P
LOT 79Q
LOT 79R
LOT 79S
LOT 79T
LOT 79U
LOT 79V
LOT 79W
LOT 79X
LOT 79Y
LOT 79Z
LOT 80
LOT 80A
LOT 80B
LOT 80C
LOT 80D
LOT 80E
LOT 80F
LOT 80G
LOT 80H
LOT 80I
LOT 80J
LOT 80K
LOT 80L
LOT 80M
LOT 80N
LOT 80O
LOT 80P
LOT 80Q
LOT 80R
LOT 80S
LOT 80T
LOT 80U
LOT 80V
LOT 80W
LOT 80X
LOT 80Y
LOT 80Z
LOT 81
LOT 81A
LOT 81B
LOT 81C
LOT 81D
LOT 81E
LOT 81F
LOT 81G
LOT 81H
LOT 81I
LOT 81J
LOT 81K
LOT 81L
LOT 81M
LOT 81N
LOT 81O
LOT 81P
LOT 81Q
LOT 81R
LOT 81S
LOT 81T
LOT 81U
LOT 81V
LOT 81W
LOT 81X
LOT 81Y
LOT 81Z
LOT 82
LOT 82A
LOT 82B
LOT 82C
LOT 82D
LOT 82E
LOT 82F
LOT 82G
LOT 82H
LOT 82I
LOT 82J
LOT 82K
LOT 82L
LOT 82M
LOT 82N
LOT 82O
LOT 82P
LOT 82Q
LOT 82R
LOT 82S
LOT 82T
LOT 82U
LOT 82V
LOT 82W
LOT 82X
LOT 82Y
LOT 82Z
LOT 83
LOT 83A
LOT 83B
LOT 83C
LOT 83D
LOT 83E
LOT 83F
LOT 83G
LOT 83H
LOT 83I
LOT 83J
LOT 83K
LOT 83L
LOT 83M
LOT 83N
LOT 83O
LOT 83P
LOT 83Q
LOT 83R
LOT 83S
LOT 83T
LOT 83U
LOT 83V
LOT 83W
LOT 83X
LOT 83Y
LOT 83Z
LOT 84
LOT 84A
LOT 84B
LOT 84C
LOT 84D
LOT 84E
LOT 84F
LOT 84G
LOT 84H
LOT 84I
LOT 84J
LOT 84K
LOT 84L
LOT 84M
LOT 84N
LOT 84O
LOT 84P
LOT 84Q
LOT 84R
LOT 84S
LOT 84T
LOT 84U
LOT 84V
LOT 84W
LOT 84X
LOT 84Y
LOT 84Z
LOT 85
LOT 85A
LOT 85B
LOT 85C
LOT 85D
LOT 85E
LOT 85F
LOT 85G
LOT 85H
LOT 85I
LOT 85J
LOT 85K
LOT 85L
LOT 85M
LOT 85N
LOT 85O
LOT 85P
LOT 85Q
LOT 85R
LOT 85S
LOT 85T
LOT 85U
LOT 85V
LOT 85W
LOT 85X
LOT 85Y
LOT 85Z
LOT 86
LOT 86A
LOT 86B
LOT 86C
LOT 86D
LOT 86E
LOT 86F
LOT 86G
LOT 86H
LOT 86I
LOT 86J
LOT 86K
LOT 86L
LOT 86M
LOT 86N
LOT 86O
LOT 86P
LOT 86Q
LOT 86R
LOT 86S
LOT 86T
LOT 86U
LOT 86V
LOT 86W
LOT 86X
LOT 86Y
LOT 86Z
LOT 87
LOT 87A
LOT 87B
LOT 87C
LOT 87D
LOT 87E
LOT 87F
LOT 87G
LOT 87H
LOT 87I
LOT 87J
LOT 87K
LOT 87L
LOT 87M
LOT 87N
LOT 87O
LOT 87P
LOT 87Q
LOT 87R
LOT 87S
LOT 87T
LOT 87U
LOT 87V
LOT 87W
LOT 87X
LOT 87Y
LOT 87Z
LOT 88
LOT 88A
LOT 88B
LOT 88C
LOT 88D
LOT 88E
LOT 88F
LOT 88G
LOT 88H
LOT 88I
LOT 88J
LOT 88K
LOT 88L
LOT 88M
LOT 88N
LOT 88O
LOT 88P
LOT 88Q
LOT 88R
LOT 88S
LOT 88T
LOT 88U
LOT 88V
LOT 88W
LOT 88X
LOT 88Y
LOT 88Z
LOT 89
LOT 89A
LOT 89B
LOT 89C
LOT 89D
LOT 89E
LOT 89F
LOT 89G
LOT 89H
LOT 89I
LOT 89J
LOT 89K
LOT 89L
LOT 89M
LOT 89N
LOT 89O
LOT 89P
LOT 89Q
LOT 89R
LOT 89S
LOT 89T
LOT 89U
LOT 89V
LOT 89W
LOT 89X
LOT 89Y
LOT 89Z
LOT 90
LOT 90A
LOT 90B
LOT 90C
LOT 90D
LOT 90E
LOT 90F
LOT 90G
LOT 90H
LOT 90I
LOT 90J
LOT 90K
LOT 90L
LOT 90M
LOT 90N
LOT 90O
LOT 90P
LOT 90Q
LOT 90R
LOT 90S
LOT 90T
LOT 90U
LOT 90V
LOT 90W
LOT 90X
LOT 90Y
LOT 90Z
LOT 91
LOT 91A
LOT 91B
LOT 91C
LOT 91D
LOT 91E
LOT 91F
LOT 91G
LOT 91H
LOT 91I
LOT 91J
LOT 91K
LOT 91L
LOT 91M
LOT 91N
LOT 91O
LOT 91P
LOT 91Q
LOT 91R
LOT 91S
LOT 91T
LOT 91U
LOT 91V
LOT 91W
LOT 91X
LOT 91Y
LOT 91Z
LOT 92
LOT 92A
LOT 92B
LOT 92C
LOT 92D
LOT 92E
LOT 92F
LOT 92G
LOT 92H
LOT 92I
LOT 92J
LOT 92K
LOT 92L
LOT 92M
LOT 92N
LOT 92O
LOT 92P
LOT 92Q
LOT 92R
LOT 92S
LOT 92T
LOT 92U
LOT 92V
LOT 92W
LOT 92X
LOT 92Y
LOT 92Z
LOT 93
LOT 93A
LOT 93B
LOT 93C
LOT 93D
LOT 93E
LOT 93F
LOT 93G
LOT 93H
LOT 93I
LOT 93J
LOT 93K
LOT 93L
LOT 93M
LOT 93N
LOT 93O
LOT 93P
LOT 93Q
LOT 93R
LOT 93S
LOT 93T
LOT 93U
LOT 93V
LOT 93W
LOT 93X
LOT 93Y
LOT 93Z
LOT 94
LOT 94A
LOT 94B
LOT 94C
LOT 94D
LOT 94E
LOT 94F
LOT 94G
LOT 94H
LOT 94I
LOT 94J
LOT 94K
LOT 94L
LOT 94M
LOT 94N
LOT 94O
LOT 94P
LOT 94Q
LOT 94R
LOT 94S
LOT 94T
LOT 94U
LOT 94V
LOT 94W
LOT 94X
LOT 94Y
LOT 94Z
LOT 95
LOT 95A
LOT 95B
LOT 95C
LOT 95D
LOT 95E
LOT 95F
LOT 95G
LOT 95H
LOT 95I
LOT 95J
LOT 95K
LOT 95L
LOT 95M
LOT 95N
LOT 95O
LOT 95P
LOT 95Q
LOT 95R
LOT 95S
LOT 95T
LOT 95U
LOT 95V
LOT 95W
LOT 95X
LOT 95Y
LOT 95Z
LOT 96
LOT 96A
LOT 96B
LOT 96C
LOT 96D
LOT 96E
LOT 96F
LOT 96G
LOT 96H
LOT 96I
LOT 96J
LOT 96K
LOT 96L
LOT 96M
LOT 96N
LOT 96O
LOT 96P
LOT 96Q
LOT 96R
LOT 96S
LOT 96T
LOT 96U
LOT 96V
LOT 96W
LOT 96X
LOT 96Y
LOT 96Z
LOT 97
LOT 97A
LOT 97B
LOT 97C
LOT 97D
LOT 97E
LOT 97F
LOT 97G
LOT 97H
LOT 97I
LOT 97J
LOT 97K
LOT 97L
LOT 97M
LOT 97N
LOT 97O
LOT 97P
LOT 97Q
LOT 97R
LOT 97S
LOT 97T
LOT 97U
LOT 97V
LOT 97W
LOT 97X
LOT 97Y
LOT 97Z
LOT 98
LOT 98A
LOT 98B
LOT 98C
LOT 98D
LOT 98E
LOT 98F
LOT 98G
LOT 98H
LOT 98I
LOT 98J
LOT 98K
LOT 98L
LOT 98M
LOT 98N
LOT 98O
LOT 98P
LOT 98Q
LOT 98R
LOT 98S
LOT 98T
LOT 98U
LOT 98V
LOT 98W
LOT 98X
LOT 98Y
LOT 98Z
LOT 99
LOT 99A
LOT 99B
LOT 99C
LOT 99D
LOT 99E
LOT 99F
LOT 99G
LOT 99H
LOT 99I
LOT 99J
LOT 99K
LOT 99L
LOT 99M
LOT 99N
LOT 99O
LOT 99P
LOT 99Q
LOT 99R
LOT 99S
LOT 99T
LOT 99U
LOT 99V
LOT 99W
LOT 99X
LOT 99Y
LOT 99Z
LOT 100
LOT 100A
LOT 100B
LOT 100C
LOT 100D
LOT 100E
LOT 100F
LOT 100G
LOT 100H
LOT 100I
LOT 100J
LOT 100K
LOT 100L
LOT 100M
LOT 100N
LOT 100O
LOT 100P
LOT 100Q
LOT 100R
LOT 100S
LOT 100T
LOT 100U
LOT 100V
LOT 100W
LOT 100X
LOT 100Y
LOT 100Z
LOT 101
LOT 101A
LOT 101B
LOT 101C
LOT 101D
LOT 101E
LOT 101F
LOT 101G
LOT 101H
LOT 101I
LOT 101J
LOT 101K
LOT 101L
LOT 101M
LOT 101N
LOT 101O
LOT 101P
LOT 101Q
LOT 101R
LOT 101S
LOT 101T
LOT 101U
LOT 101V
LOT 101W
LOT 101X
LOT 101Y
LOT 101Z
LOT 102
LOT 102A
LOT 102B
LOT 102C
LOT 102D
LOT 102E
LOT 102F
LOT 102G
LOT 102H
LOT 102I
LOT 102J
LOT 102K
LOT 102L
LOT 102M
LOT 102N
LOT 102O
LOT 102P
LOT 102Q
LOT 102R
LOT 102S
LOT 102T
LOT 102U
LOT 102V
LOT 102W
LOT 102X
LOT 102Y
LOT 102Z
LOT 103
LOT 103A
LOT 103B
LOT 103C
LOT 103D
LOT 103E
LOT 103F
LOT 103G
LOT 103H
LOT 103I
LOT 103J
LOT 103K
LOT 103L
LOT 103M
LOT 103N
LOT 103O
LOT 103P
LOT 103Q
LOT 103R
LOT 103S
LOT 103T
LOT 103U
LOT 103V
LOT 103W
LOT 103X
LOT 103Y
LOT 103Z
LOT 104
LOT 104A
LOT 104B
LOT 104C
LOT 104D
LOT 104E
LOT 104F
LOT 104G
LOT 104H
LOT 104I
LOT 104J
LOT 104K
LOT 104L
LOT 104M
LOT 104N
LOT 104O
LOT 104P
LOT 104Q
LOT 104R
LOT 104S
LOT 104T
LOT 104U
LOT 104V
LOT 104W
LOT 104X
LOT 104Y
LOT 104Z
LOT 105
LOT 105A
LOT 105B
LOT 105C
LOT 105D
LOT 105E
LOT 105F
LOT 105G
LOT 105H
LOT 105I
LOT 105J
LOT 105K
LOT 105L
LOT 105M
LOT 105N
LOT 105O
LOT 105P
LOT 105Q
LOT 105R
LOT 105S
LOT 105T
LOT 105U
LOT 105V
LOT 105W
LOT 105X
LOT 105Y
LOT 105Z
LOT 106
LOT 106A
LOT 106B
LOT 106C
LOT 106D
LOT 106E
LOT 106F
LOT 106G
LOT 106H
LOT 106I
LOT 106J
LOT 106K
LOT 106L
LOT 106M
LOT 106N
LOT 106O
LOT 106P
LOT 106Q
LOT 106R
LOT 106S
LOT 106T
LOT 106U
LOT 106V
LOT 106W
LOT 106X
LOT 106Y
LOT 106Z
LOT 107
LOT 107A
LOT 107B
LOT 107C
LOT 107D
LOT 107E
LOT 107F
LOT 107G
LOT 107H
LOT 107I
LOT 107J
LOT 107K
LOT 107L
LOT 107M
LOT 107N
LOT 107O
LOT 107P
LOT 107Q
LOT 107R
LOT 107S
LOT 107T
LOT 107U
LOT 107V
LOT 107W
LOT 107X
LOT 107Y
LOT 107Z
LOT 108
LOT 108A
LOT 108B
LOT 108C
LOT 108D
LOT 108E
LOT 108F
LOT 108G
LOT 108H
LOT 108I
LOT 108J
LOT 108K
LOT 108L
LOT 108M
LOT 108N
LOT 108O
LOT 108P
LOT 108Q
LOT 108R
LOT 108S
LOT 108T
LOT 108U
LOT 108V
LOT 108W
LOT 108X
LOT 108Y
LO

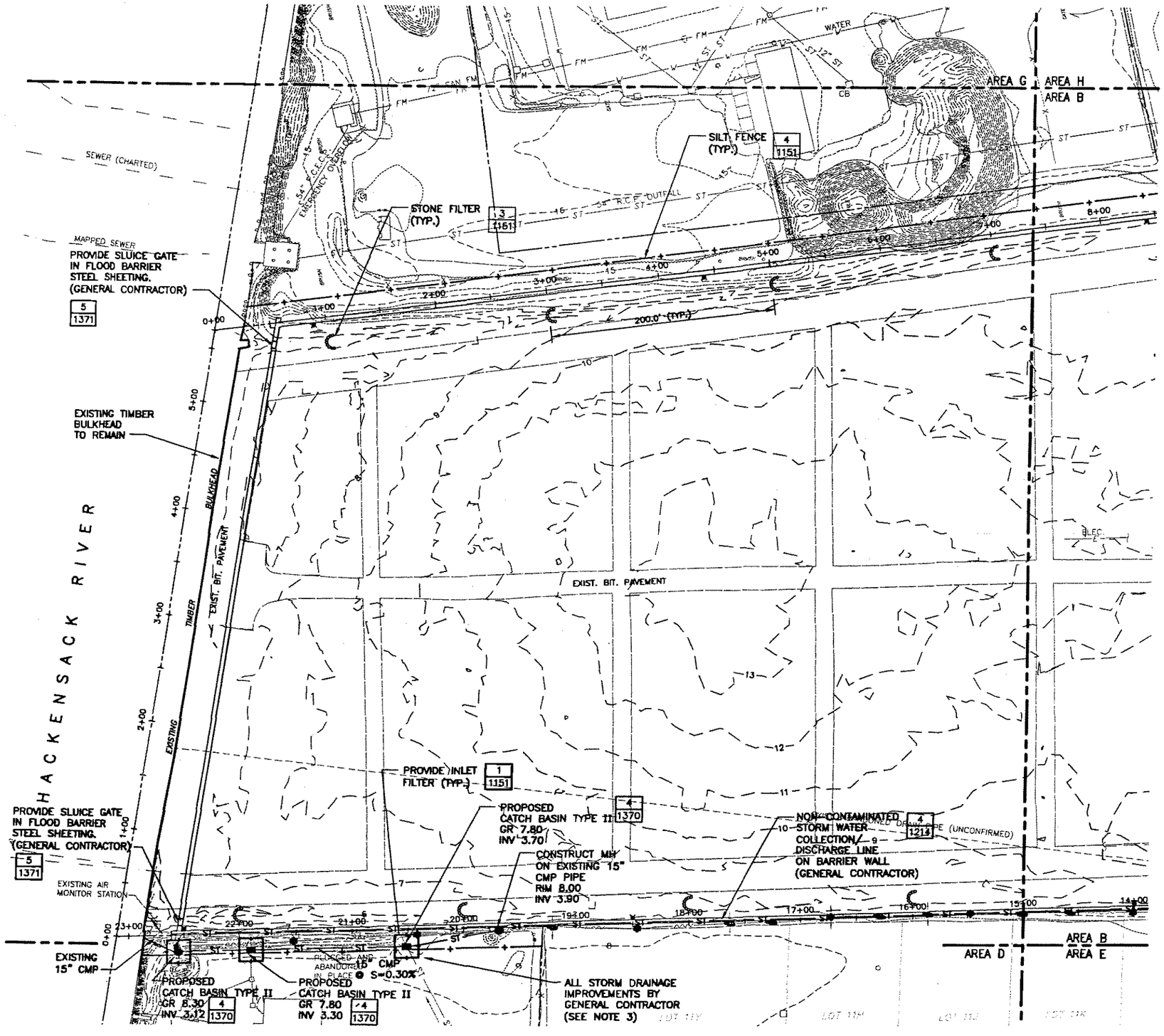

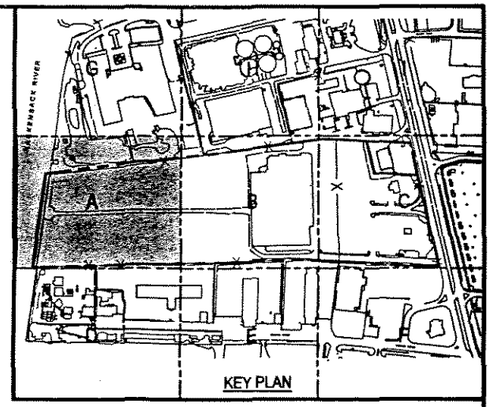

LEGEND (PROPOSED)

- SILT FENCE
- EASEMENT LINE
- ST — STORM WATER
- SD — SUBDRAIN (4" PVC) 5/1370
- INLET FILTER
- STONE FILTER

LEGEND (EXISTING)

- OVERHEAD WIRES
- ST — STORM DRAIN
- S — SANITARY SEWER
- W — WATER
- E — UNDERGROUND ELECTRIC CONDUIT
- G — GAS LINE
- SANITARY MANHOLE
- STORM CATCH BASIN
- PROPERTY LINES
- CURBS
- EOP — EDGE OF PAVEMENT
- UTILITY POLE
- MONITORING WELL
- SITE LIGHT POLES
- CONTOUR LINES
- TREE/SHRUB
- DC — DEPRESSED CURB

NOTES:

1. IN ADDITION TO SILT FENCE INDICATED HEREON, INCLUDE SILT FENCE ALONG BOTTOM OF PERMANENT FENCE/WINDSCREEN FOR FULL LENGTH OF NORTH, SOUTH AND EAST BOUNDARIES.
2. SEE PERIMETER DETAILS ON DWGS. 1213 AND 1214 AND PERIMETER FENCE DETAIL ON DWG. 1216.
3. ABANDONMENT OF EXISTING STORM DRAINS AND INSTALLATION OF NEW STORM DRAINS BY GENERAL CONTRACTOR TO BE COMPLETED PRIOR TO AND COORDINATED WITH HYDRAULIC BARRIER INSTALLATION.
4. ALL SOIL EROSION AND SEDIMENT CONTROL FACILITIES TO BE INSTALLED AND MAINTAINED BY THE GENERAL CONTRACTOR.

GRAPHIC SCALE

50' 0 50' 100'

REV.	DATE	BY	DESCRIPTION
1	3/17/05		CONTRACT 6 – ISSUED FOR CONSTRUCTION
0	12/03/04		CONTRACT 6 – BID ISSUE

STUDY AREA 7

JERSEY CITY NEW JERSEY

Honeywell

101 COLUMBIA ROAD, MORRISTOWN, NEW JERSEY 07962

PROJECT NO. 35037

MUESER RUTLEDGE CONSULTING ENGINEERS

14 PENN PLAZA – 225 W. 34TH STREET, NEW YORK, NY 10122

CLOUGH, HARBOUR & ASSOCIATES LLP

ENGINEERS, SURVEYORS, PLANNERS & LANDSCAPE ARCHITECTS

DRAWING COPYRIGHT © 2004

JAMES J. CURRY, P.E.
NEW JERSEY NO. 13848

SCALE	MADE BY	DATE	FILE NO.
GRAPHIC	JMB	07-06-04	13283
	CH'KD BY JJC	DATE 07-07-04	

STORM WATER, SOIL EROSION AND SEDIMENT CONTROL FINAL PLAN

DRAWING NO. 1150A

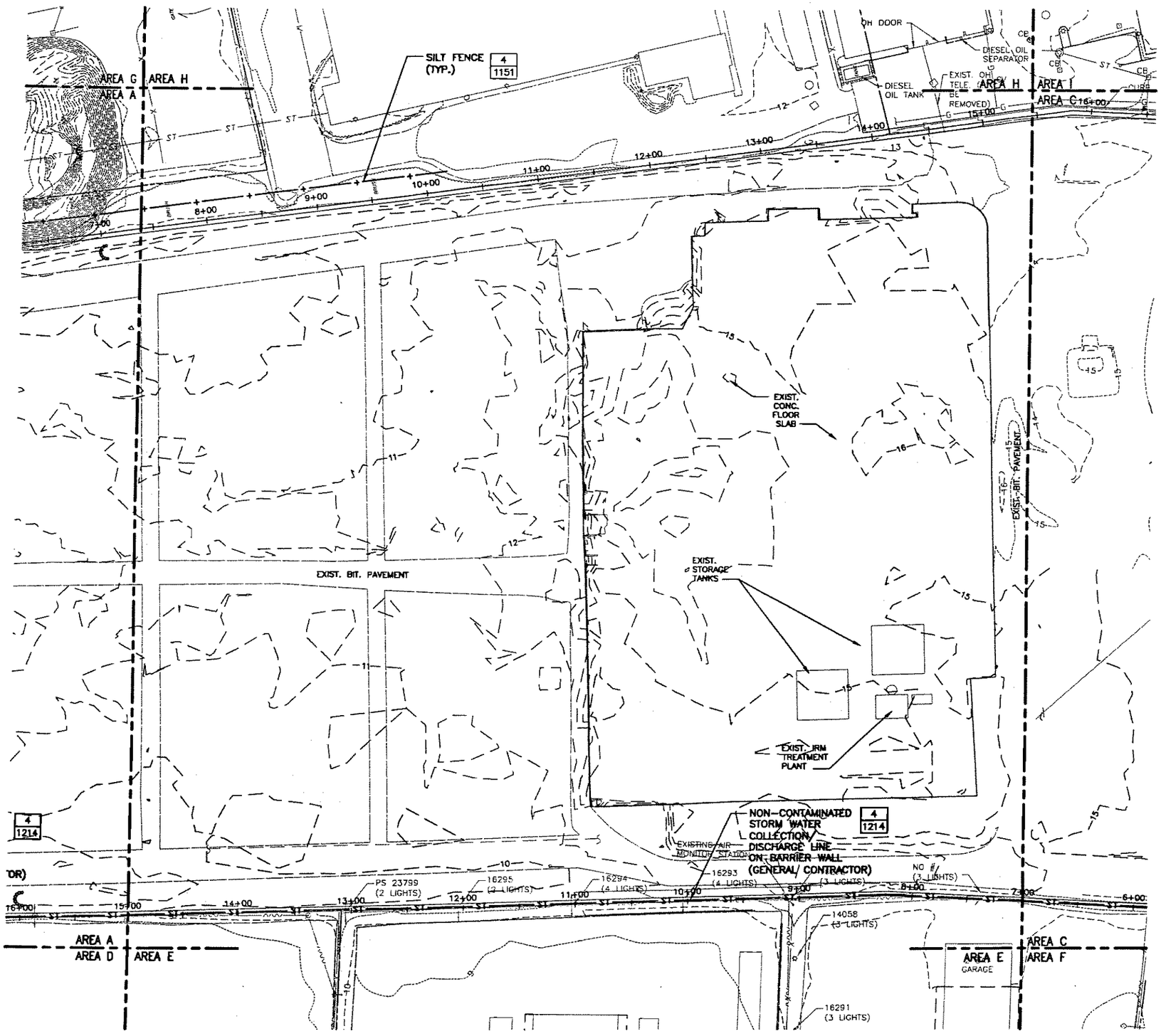

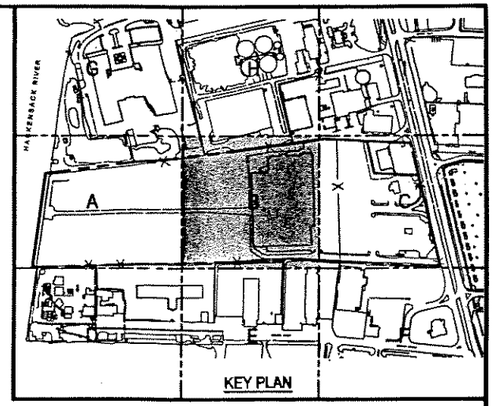

LEGEND (PROPOSED)

- SILT FENCE
- EASEMENT LINE
- ST — STORM WATER
- SD — SUBDRAIN (4" PVC) 5 1370
- INLET FILTER
- STONE FILTER

LEGEND (EXISTING)

- OVERHEAD WIRES
- ST — STORM DRAIN
- S — SANITARY SEWER
- W — WATER
- E — UNDERGROUND ELECTRIC CONDUIT
- G — GAS LINE
- SANITARY MANHOLE
- STORM CATCH BASIN
- PROPERTY LINES
- CURBS
- EOP — EDGE OF PAVEMENT
- UTILITY POLE
- MONITORING WELL
- SITE LIGHT POLES
- CONTOUR LINES
- TREE/SHRUB
- DC — DEPRESSED CURB

NOTES:

1. IN ADDITION TO SILT FENCE INDICATED HEREON, INCLUDE SILT FENCE ALONG BOTTOM OF PERMANENT FENCE/WINDSCREEN FOR FULL LENGTH OF NORTH, SOUTH AND EAST BOUNDARIES.
2. SEE PERIMETER DETAILS ON DWGS. 1213 AND 1214 AND PERIMETER FENCE DETAIL ON DWG. 1216.
3. ALL SOIL EROSION AND SEDIMENT CONTROL FACILITIES TO BE INSTALLED AND MAINTAINED BY THE GENERAL CONTRACTOR.

GRAPHIC SCALE

50' 0 50' 100'

REV.	DATE	BY	DESCRIPTION
1	3/17/05		CONTRACT 6 – ISSUED FOR CONSTRUCTION
0	12/03/04		CONTRACT 6 – BID ISSUE

STUDY AREA 7

JERSEY CITY NEW JERSEY

Honeywell

101 COLUMBIA ROAD, MORRISTOWN, NEW JERSEY 07962

PROJECT NO. 35037

MUESER RUTLEDGE CONSULTING ENGINEERS

14 PENN PLAZA – 225 W. 34TH STREET, NEW YORK, NY 10122

CLOUGH, HARBOUR & ASSOCIATES LLP

ENGINEERS, SURVEYORS, PLANNERS & LANDSCAPE ARCHITECTS

DRAWING COPYRIGHT © 2004

SCALE	MADE BY	DATE	FILE NO.
GRAPHIC	JMB	7-06-04	13283
	CH'KD BY JJC	DATE 07-07-04	

STORM WATER, SOIL EROSION AND SEDIMENT CONTROL FINAL PLAN

DRAWING NO. 1150B

JAMES J. CURRY, P.E.
NEW JERSEY NO. 13848

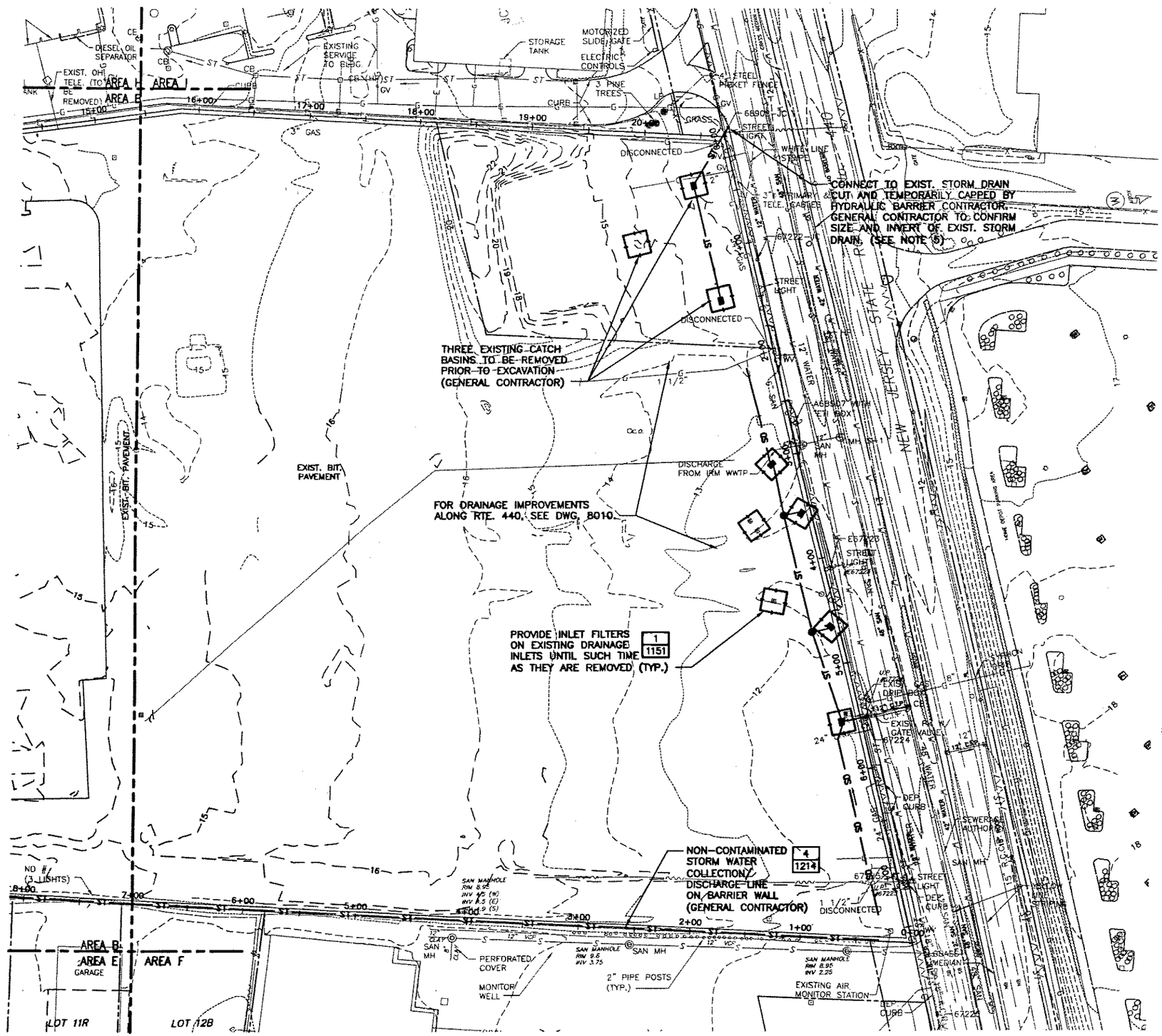

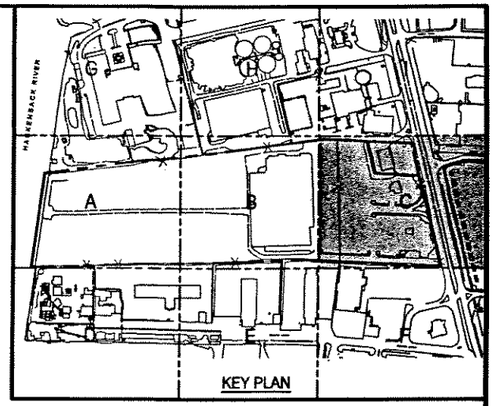

LEGEND (PROPOSED)

- SILT FENCE
- EASEMENT LINE
- ST — STORM WATER
- SD — SUBDRAIN (4" PVC) [5/1370]
- INLET FILTER
- STONE FILTER

LEGEND (EXISTING)

- OVERHEAD WIRES
- ST — STORM DRAIN
- S — SANITARY SEWER
- W — WATER
- E — UNDERGROUND ELECTRIC CONDUIT
- G — GAS LINE
- SANITARY MANHOLE
- STORM CATCH BASIN
- PROPERTY LINES
- CURBS
- EOP — EDGE OF PAVEMENT
- UTILITY POLE
- MONITORING WELL
- SITE LIGHT POLES
- CONTOUR LINES
- TREE/SHRUB
- DC — DEPRESSED CURB

NOTES:

1. IN ADDITION TO SILT FENCE INDICATED HEREON, INCLUDE SILT FENCE ALONG BOTTOM OF PERMANENT FENCE/WINDSCREEN FOR FULL LENGTH OF NORTH, SOUTH AND EAST BOUNDARIES.
2. SEE PERIMETER DETAILS ON DWGS. 1213 AND 1214 AND PERIMETER FENCE DETAIL ON DWG. 1216.
3. ABANDONMENT OF EXISTING STORM DRAINS AND INSTALLATION OF NEW STORM DRAINS BY GENERAL CONTRACTOR TO BE COMPLETED PRIOR TO AND COORDINATED WITH HYDRAULIC BARRIER INSTALLATION.
4. ALL SOIL EROSION AND SEDIMENT CONTROL FACILITIES TO BE INSTALLED AND MAINTAINED BY THE GENERAL CONTRACTOR.
5. GENERAL CONTRACTOR TO SUBMIT SHOP DRAWING/DESIGN FOR CONNECTION OF STORM DRAINAGE SYSTEM ALONG FRONTAGE DF RONED TRACT TO EXIST. TEMPORARILY CAPPED STORM DRAIN.

GRAPHIC SCALE

50' 0 50' 100'

REV.	DATE	BY	DESCRIPTION
2	3/17/05		CONTRACT 6 – ISSUED FOR CONSTRUCTION
1	12/20/04		ADDENDUM 1
0	12/03/04		CONTRACT 6 – BID ISSUE

STUDY AREA 7

JERSEY CITY NEW JERSEY

Honeywell

101 COLUMBIA ROAD, MORRISTOWN, NEW JERSEY 07962

PROJECT NO. 35037

MUESER RUTLEDGE CONSULTING ENGINEERS

14 PENN PLAZA – 225 W. 34TH STREET, NEW YORK, NY 10122

CLOUGH, HARBOUR & ASSOCIATES LLP

ENGINEERS, SURVEYORS, PLANNERS & LANDSCAPE ARCHITECTS

DRAWING COPYRIGHT © 2004

SCALE	MADE BY JMB	DATE 7-06-04	FILE NO.
GRAPHIC	CH'KD BY JJC	DATE 07-07-04	13283

STORM WATER, SOIL EROSION AND SEDIMENT CONTROL FINAL PLAN

DRAWING NO. 1150C

JAMES J. CURRY, P.E.
NEW JERSEY NO. 13848

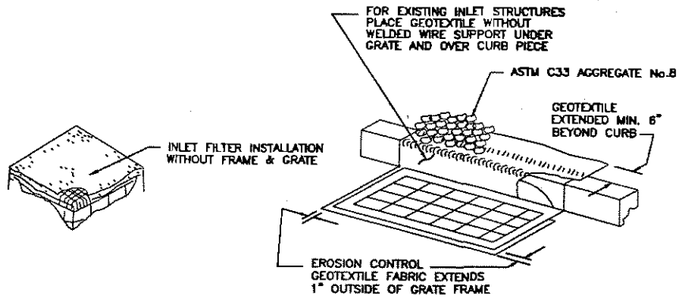

EXISTING INLET

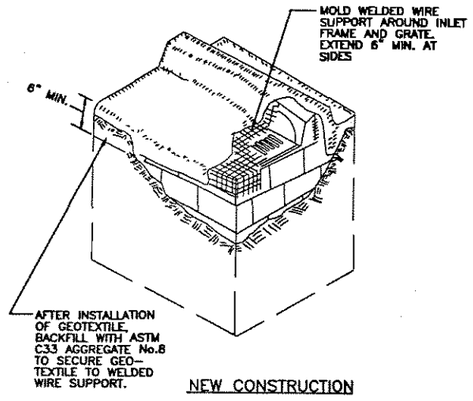

NEW CONSTRUCTION

NOTE:
THE ABOVE DETAILS ARE APPLICABLE TO ALL INLETS, WHETHER OR NOT CURB PIECES EXIST.

1 — INLET FILTERS
N.T.S.

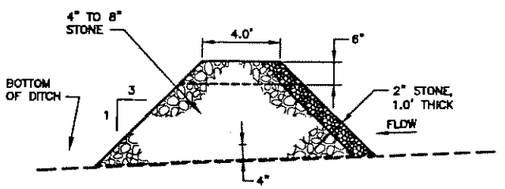

SECTION VIEW A–A

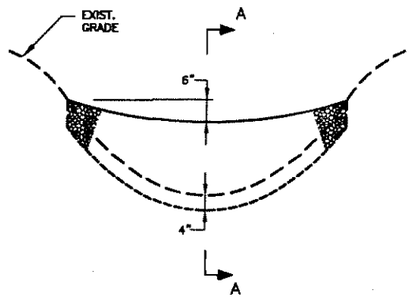

END VIEW

3 — STONE FILTER DETAIL
N.T.S.

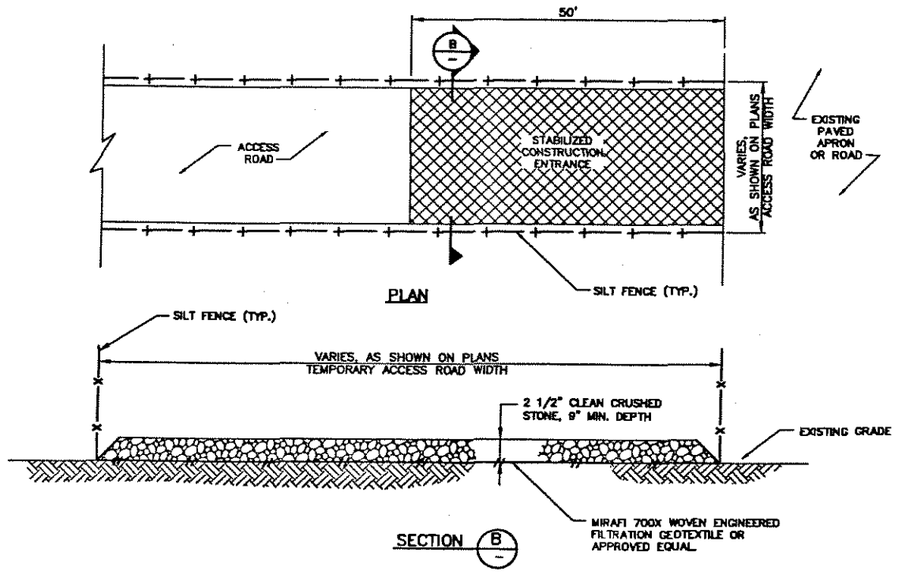

PLAN

SECTION B

2 — STABILIZED CONSTRUCTION ENTRANCE
N.T.S.

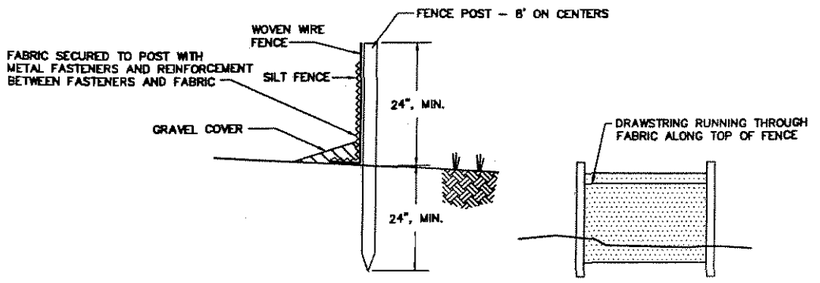

SIDE VIEW

FRONT VIEW

4 — SILT FENCE DETAIL (ON SOIL AREAS)
N.T.S.

SOIL EROSION AND SEDIMENT CONTROL NOTES

1. ALL SOIL EROSION AND SEDIMENT CONTROL PRACTICES WILL BE DESIGNED AND CONSTRUCTED IN ACCORDANCE WITH THE "NEW JERSEY STANDARDS FOR SOIL EROSION AND SEDIMENT CONTROL" (LAST REVISED JULY 1999). THESE MEASURES WILL BE INSTALLED PRIOR TO ANY MAJOR SOIL DISTURBANCE OR IN THEIR PROPER SEQUENCE AND MAINTAINED UNTIL PERMANENT PROTECTION IS ESTABLISHED.
2. ALL SOIL TO BE STOCKPILED FOR A PERIOD OF GREATER THAN 30 DAYS WILL BE TEMPORARILY SEEDED AND HAY MULCHED (OR HYDROSEEDED).
3. WHERE APPLICABLE, DISTURBED AREAS SHALL BE MAINTAINED IN A ROUGH GRADED CONDITION AND TEMPORARILY SEEDED AND MULCHED (OR HYDROSEEDED) UNTIL PROPER WEATHER EXISTS FOR THE ESTABLISHMENT OF PERMANENT VEGETATIVE COVER.
4. SEEDING DATES: THE FOLLOWING SEEDING DATES ARE RECOMMENDED TO ESTABLISH PERMANENT VEGETATIVE COVER.
   SPRING: (MARCH 15 – MAY 30)
   FALL: (AUGUST 15 – OCTOBER 15)
5. SEDIMENT FENCES ARE TO REMAIN IN PLACE AND PROPERLY MAINTAINED UNTIL FINAL STABILIZATION HAS BEEN WELL ESTABLISHED.
6. ALL STORM DRAINAGE INLETS SHALL BE PROTECTED WITH GRAVEL FILTERS, FABRIC FILTER OR HAY BALES UNTIL VEGETATION AND/OR PAVING IS ESTABLISHED.
7. MULCH MATERIALS SHALL BE UNROTTED SALT HAY OR SMALL GRAIN STRAW AT THE RATE OF 1.5 TONS PER ACRE, OR 70–90 POUNDS PER 1000 SQUARE FEET. IN NO CASE SHALL MORE THAN 5 DAYS ELAPSE BETWEEN SEEDING AND MULCHING, OR BY HYDROSEEDING AS PER THE MANUFACTURER'S SPECIFICATIONS.
8. ANY DAMAGE INCURRED BY EROSION SHALL BE RECTIFIED IMMEDIATELY.
9. ALL EROSION CONTROL DEVICES SHALL BE INSPECTED AND MAINTAINED PERIODICALLY.
10. ALL STORM DRAINAGE OUTLETS WILL BE PROTECTED AS REQUIRED BEFORE THEY BECOME FUNCTIONAL.
11. THE HUDSON–ESSEX–PASSAIC SOIL CONSERVATION DISTRICT WILL BE NOTIFIED AT LEAST 72 HOURS PRIOR TO ANY SOIL DISTURBANCE.
12. THE OWNER/APPLICANT MUST OBTAIN THE DISTRICT ISSUED REPORT OF COMPLIANCE PRIOR TO APPLYING FOR THE MUNICIPAL CERTIFICATE OF OCCUPANCY. THE DISTRICT REQUIRES ONE WEEK NOTICE TO PERFORM A FINAL INSPECTION.
13. A BOND WILL BE ACCEPTED BY THE DISTRICT TO ISSUE A TEMPORARY REPORT OF COMPLIANCE WHEN SNOW COVER PROHIBITS THE PROPER SEED, MULCH OR HYDROSEED APPLICATION.
14. PAVED ROADWAYS MUST BE KEPT CLEAN AT ALL TIMES. DO NOT USE A FIRE OR GARDEN HOSE TO CLEAN ROADS UNLESS RUNOFF IS DIRECTED TO A PROPER SEDIMENT BASIN.
15. ALL SURFACES ARE TO BE TREATED WITH ASPHALT PAVEMENT, CRUSHED STONE OR 6" OF TOPSOIL AND SEEDING, AS INDICATED ON THE PLANS.
16. ALL PLAN REVISIONS MUST BE SUBMITTED TO THE DISTRICT FOR PROPER REVIEW.
17. A CRUSHED STONE VEHICLE WHEEL CLEANING "TRACKING PAD" IS TO BE INSTALLED AT ALL SITE EXITS USING 2 1/2" STONE TO A LENGTH OF AT LEAST 50 FEET. ALL DRIVEWAYS MUST EXHIBIT THIS ITEM IN THE DRIVE DURING CONSTRUCTION.
18. MAXIMUM SIDE SLOPES SHALL NOT EXCEED 2:1 UNLESS APPROVED BY THE DISTRICT.
19. ALL DEWATERING OPERATIONS SHALL DISCHARGE INTO AN APPROVED SEDIMENT BASIN.
20. THE DISTRICT MUST BE NOTIFIED, IN WRITING, FOR THE SALE OF ANY PORTION OF THE PROJECT OR FOR THE SALE OF ANY BUILDING LOTS. NEW OWNER(S) NAME(S), ADDRESS AND PHONE NO. SHALL BE PROVIDED TO THE DISTRICT.

REV.	DATE	BY	DESCRIPTION
1	3/17/05		CONTRACT 6 – ISSUED FOR CONSTRUCTION
0	12/03/04		CONTRACT 6 – BID ISSUE

STUDY AREA 7

JERSEY CITY — NEW JERSEY

Honeywell

101 COLUMBIA ROAD, MORRISTOWN, NEW JERSEY 07962

PROJECT NO. 35037

MUESER RUTLEDGE CONSULTING ENGINEERS

14 PENN PLAZA – 225 W. 34TH STREET, NEW YORK, NY 10122

CLOUGH, HARBOUR & ASSOCIATES LLP
ENGINEERS, SURVEYORS, PLANNERS & LANDSCAPE ARCHITECTS
DRAWING COPYRIGHT © 2004

SCALE	MADE BY	DATE	FILE NO.
NONE	MMF	04–30–04	13283
	CH'KD BY JJC	DATE 07–07–04	

SOIL EROSION AND SEDIMENT CONTROL DETAILS

DRAWING NO. 1151

JAMES J. CURRY, P.E.
NEW JERSEY NO. 13848

APPENDIX E

GENERAL PERMIT ATTACHMENT B

Study Area 7
Jersey City, NJ

GENERAL PERMIT FOR CONSTRUCTION AND MINING ACTIVITY

PART I

NARRATIVE REQUIREMENTS

A. AUTHORIZATION UNDER THIS PERMIT

1. Permit Area

   a. This permit applies to all areas of the State of New Jersey.

2. Eligibility

   a. Except as provided in ii a.) and b.)., following, and A.3., below, this permit may authorize all new and existing stormwater discharges associated with industrial activity and small construction activities as defined in N.J.A.C. 7:14A-1.2, and that are from the following facilities:

      i. Construction activities including clearing, grading and excavation activities.

      ii. Active or inactive operations for mining or quarrying of stone, gravel, sand, soil, shale, or clay; including crushing, grinding, pulverizing, and washing activities at such mines or quarries, but excluding: a.) Facilities where mined or quarried material is treated with detergents, oils, acids, or other chemicals and; b.) Facilities that include active or inactive mining or quarrying for metallic minerals (ores).

      iii. mining and quarrying operations that have historically been eligible for this general permit, are still eligible until such time as this general permit is revised to eliminate such eligibility, or until authorizations of such operations under this general permit are revoked under N.J.A.C. 7:14A-6.13.

3. The following stormwater discharges are not authorized by this permit:

   a. Stormwater discharges subject to any of the following effluent guideline limitations for stormwater: cement manufacturing, materials storage piles (40 CFR 411, Subpart C); feedlots (40 CFR 412); fertilizer manufacturing (40 CFR 418); petroleum refining (40 CFR 419); phosphate manufacturing (40 CFR 422); steam electric, coal pile runoff (40 CFR 423); mineral mining and processing (40 CFR 436); ore mining and dressing (40 CFR 440); asphalt emulsion (40 CFR 443 Subpart A); and landfills (40 CFR 445).

   b. Stormwater discharges from facilities with "sanitary landfills" as defined in N.J.A.C. 7:26-1.4 or "hazardous waste landfills" subject to N.J.A.C. 7:26G, unless the landfill meets the requirements of i. or ii., following. In such cases the discharge is eligible for authorization under this permit.

      i. The landfill is under construction and has not received any solid waste or hazardous waste as defined at N.J.A.C. 7:14A-1.2; or

ii. The landfill has been closed in compliance with N.J.A.C. 7:26-2A.9 (the Solid Waste rules) or N.J.A.C. 7:26G (the Hazardous Waste rules), the appropriate certifications have been submitted in accordance with N.J.A.C. 7:26 or N.J.A.C. 7:26G, and the landfill is not disrupted.

c. Stormwater discharges from construction, mining or quarrying activities that are not regulated under the Soil Erosion and Sediment Control Act, N.J.S.A. 4:24-39 et seq., or that are not within the definition of "project" at N.J.S.A. 4:24-41g.

d. A stormwater discharge from a mining or quarrying operation authorized by an effective individual Discharge to Surface Water (DSW) permit for that discharge.

e. Stormwater discharges that occur after the construction activities under 2.a.i, above, have been completed, unless such discharges are from mining or quarrying operations eligible for authorization under 2.a.ii, above. (If the facility being constructed is in one or more of the categories identified in subparagraphs 1i through 1ix or subparagraph 1xi of the definition in N.J.A.C. 7:14A-1.2 of "stormwater discharge associated with industrial activity," and is not such a mining or quarrying operation, then authorization for that stormwater discharge must be obtained under another NJPDES permit (such as NJPDES Permit No. NJ0088315, where applicable), even if authorization for the stormwater discharge from the construction activity has been obtained under this permit.)

f. Stormwater discharges from projects or activities that conflict with an adopted Water Quality Management plan.

4. Other discharges are not authorized by this permit, even if such discharges are combined with stormwater discharges that are authorized by this permit.

B. REQUIRING AN INDIVIDUAL PERMIT OR OTHER GENERAL PERMIT

1. The Department may require any permittee authorized under this permit to apply for and obtain an individual DSW permit, or seek and obtain authorization under another general permit. Conversely, any permittee authorized under this permit may request to be excluded from authorization under this permit by applying to the Department for an individual DSW permit or for another general DSW permit. Revocation of existing permits under such circumstances is governed by N.J.A.C. 7:14A-6.13.

2. If, after receiving authorization under this permit, a facility is required by the Department to obtain another NJPDES DSW permit that would also cover the authorized stormwater discharge, then authorization under this permit shall remain in effect only until either:

   a. The date such other permit becomes effective; or

   b. The date the application for such other permit (or request for authorization under another general permit) is denied. If such a facility fails to submit an application or request for authorization by the date specified by the Department, then the general permit authorization remains in effect only until that date.

C. AUTHORIZATION

1. In order to obtain authorization under this permit (except for automatic renewal of authorization under 5.a below), a complete Request for Authorization (RFA) and the $300 fee required under N.J.A.C. 7:14A-3.1(j) shall be submitted in accordance with the requirements of this permit.

   a. Authorization becomes effective when the soil conservation district or the New Jersey Department of Transportation (DOT) certifies the RFA (and when, in addition, the Pinelands Commission has made any determination required under 2. below).

2. For new stormwater discharges commencing in the Pinelands Area (as defined by N.J.S.A. 13:18A-11) after November 2, 1992, authorization under this permit becomes effective only if, pursuant to N.J.S.A. 13:18A-15, the Pinelands Commission has determined that:

   a. The Pinelands Commission will not review the facility based upon the issuance of a certification of the facility's soil erosion and sediment control plan issued by the soil conservation district or the State Soil Conservation Committee, or the approval of the facility's soil erosion and sediment control requirements issued by the municipality (whichever is applicable);

   b. The Pinelands Commission has reviewed and approved the facility following issuance of a certification of the facility's soil erosion and sediment control plan issued by the soil conservation district or the State Soil Conservation Committee, or the approval of the facility's soil erosion and sediment control requirements issued by the municipality (whichever is applicable); or

   c. The Pinelands Commission has, pursuant to N.J.A.C. 7:50-4.51 et seq., reviewed and approved the development application of the DOT.

3. Authorizations under this general permit cease to be effective:

   a. When the State Soil Conservation Committee rejects (pursuant to N.J.S.A. 4:24-6.1 and N.J.A.C. 2:90-1.6) a decision by the soil conservation district to certify the facility's soil erosion and sediment control plan; or

   b. When the certification or municipal approval (under N.J.S.A. 4:28-48) of the facility's soil erosion and sediment control plan expires without being renewed or extended.

4. For a stormwater discharge authorized under this permit, the permittee is exempt from the provision in N.J.A.C. 7:14A-6.2(a)2 which declares that the discharge of any pollutant not specifically regulated in the NJPDES permit or listed and quantified in the NJPDES application shall constitute a violation of the permit.

5. Automatic Renewal of Authorization

   a. Authorization under this permit was automatically renewed when this permit was reissued, and will be automatically renewed if this permit is reissued in the future (so long as the discharge remains eligible). In either case, for any permittee who had or has authorization under this permit immediately prior to the effective date of the reissued permit, the most recently submitted RFA is also a timely and

complete RFA under the reissued permit. (However, if the permittee is aware that any information in that most recently submitted RFA is no longer true, accurate, and complete, the permittee (except for DOT) shall provide the correct information to the soil conservation district within 90 days after that effective date, if the permittee has not done so already.) The soil conservation district shall provide a notice of renewed authorization to each such permittee (except for DOT).

b. A permittee whose authorization was renewed under a. above may request to be excluded from the reissued general permit in accordance with N.J.A.C. 7:14A-6.13(g), and may also request a stay of the application to that permittee of any conditions of the reissued permit in accordance with N.J.A.C. 7:14A-17.6.

D. REQUEST FOR AUTHORIZATION REQUIREMENTS

1. Deadline for Requesting Authorization for a New Discharge

   a. Except as provided in i. below, an RFA for a new stormwater discharge must be submitted at least 30 days prior to the commencement of the land disturbance that may result in that discharge.

      i. An RFA for a new stormwater discharge associated with small construction activity at oil and gas exploration, production, processing, and treatment operations or transmission facilities must be submitted at least 30 days prior to the commencement of the land disturbance that may result in that discharge, or by February 8, 2005, whichever is later.

2. The Soil Conservation District (SCD) or DOT may, at its discretion, accept an RFA submitted after the foregoing deadlines; however, the discharger may still be held liable for any violations that occurred prior to the submission of the RFA.

3. Persons Requesting Authorization

   a. An RFA shall be submitted by each person who is an operating entity for any part of the facility requiring a NJPDES permit for the stormwater discharge at the facility. When a facility is owned by one person but is currently operated by another person, the operating entity shall submit the RFA.

4. Contents of the Request for Authorization

   a. A completed RFA shall include all of the following information regarding the regulated facility, using the Department's RFA form.

      i. The legal name and address of all known current owners and operating entities. The RFA shall also identify which of these persons is submitting the RFA.

      ii. The facility name and address.

      iii. A brief description of the facility and its current and proposed uses.

      iv. The RFA certification contained in Attachment A.

      v. For stormwater discharges occurring in the Pinelands Area (as defined in

N.J.S.A. 13:18A-11) prior to November 2, 1992, a Pinelands Commission "no call up" letter or public development approval.

5. Where to Submit

   a. For projects that the New Jersey Department of Transportation (DOT) is constructing or proposes to construct, a completed, signed, and certified RFA shall be submitted by DOT to the Department at the address specified on the Department's RFA form, and the $300 fee (except for authorization renewal under C.5.a.) shall be paid to the Department.

   b. For all other projects, a completed and signed RFA and $300 fee (except for authorization renewal) paid by check or money order payable to "Treasurer, State of New Jersey" shall be submitted along with the completed RFA to the soil conservation district.

6. Certifying the Request for Authorization

   a. For projects that the DOT is constructing or proposes to construct, the DOT shall certify the RFA if the requirements above have been satisfied, and if the DOT has certified the facility's plan for soil erosion and sediment control under N.J.S.A. 4:24-43.

   b. For other projects, the soil conservation district shall certify the RFA if the requirements above have been satisfied, and if:

      i. The soil conservation district has certified the facility's plan for soil erosion and sediment control under N.J.S.A. 4:24-43; or

      ii. The State Soil Conservation Committee has certified the facility's plan for soil erosion and sediment control under N.J.S.A. 4:24-6.1 and N.J.S.A. 4:24-43; or

      iii. The facility has been approved under a municipal ordinance for soil erosion and sediment control pursuant to N.J.S.A. 4:24-48.

   c. The district shall grant or deny certification of the RFA within a period of 30 days after submission of a complete RFA unless, by mutual agreement in writing between the district and the persons requesting authorization, the period of 30 days shall be extended for an additional period of 30 days. Failure of the district to grant or deny certification within such time period shall constitute certification of the RFA.

   d. RFAs certified by the soil conservation districts shall be submitted by those districts to the State Soil Conservation Committee, which shall submit them to the Department at the address specified on the Department's RFA form.

7. Additional Notification

   a. Facilities that discharge stormwater associated with industrial activity through a large or medium municipal separate storm sewer system (systems serving a population of 100,000 or more) must also submit a copy of the RFA to the owner of and operating entity for that system.

b. Persons requesting authorization shall also submit a copy of the RFA to each owner (if any) of the facility who did not submit the RFA.

E. EFFLUENT LIMITATIONS; INSPECTION AND REPORTING REQUIREMENTS

1. Stormwater Pollution Prevention Plan (SPPP). Construction, mining, or quarrying activity that may result in a stormwater discharge authorized by this permit shall be executed only in accordance with a SPPP that consists of the erosion and sediment control component described under a. below, and (where applicable) the construction site waste control component set forth in Attachment B. A copy of this SPPP shall be retained by the permittee for a period of at least five years after the completion of construction. This period may be extended by written request of the Department at any time (see N.J.A.C. 7:14A-6.6):

   a. Erosion and sediment control - Land disturbances that may result in a stormwater discharge authorized by this permit shall be executed only in accordance with a soil erosion and sediment control plan certified pursuant to N.J.S.A. 4:24-43, or requirements for soil erosion and sediment control established in or pursuant to a municipal ordinance in accordance with N.J.S.A. 4:24-48, whichever is applicable. For purposes of this permit, the above mentioned soil erosion and sediment control plan or requirements constitute the erosion and sediment control component of the facility's SPPP (except for any provisions that are not relevant to the stormwater discharge authorized by this permit).

   b. Construction Site Waste Control – The construction site waste control component of the SPPP consists of the requirements set forth in Attachment B. These requirements become operative on March 3, 2004 and apply only to construction activities that commence on or after March 3, 2004. Public projects that have gone out for bid or have been awarded a contract prior to March 3, 2004 are exempt from implementing the new requirements for construction site waste management. Construction activities that commenced prior to March 3, 2004 but did not obtain certification (or approval from exempt municipality) required under the Soil Erosion and Sediment Control Act are not exempt from the requirements in this section. Any other new construction activity for which an RFA is submitted on or after March 3, 2004 or which receive automatic renewal of authorization under this permit after March 3, 2004 also shall comply with these requirements. These requirements apply only to such facilities with "stormwater discharge associated with small construction activity" as defined at N.J.A.C. 7:14A-1.2, and to such facilities with stormwater discharge associated with construction activity described under subparagraph 1x of the N.J.A.C. 7:14A-1.2 definition of "stormwater discharge associated with industrial activity."

2. Land disturbances that may result in a stormwater discharge authorized by this permit shall not commence until authorization is effective under C., above.

3. Routine Inspections

   a. The permittee shall conduct and document routine inspections of the facility to identify areas contributing to the stormwater discharge authorized by this permit and evaluate whether the stormwater pollution prevention plan (SPPP) identified under E.1, above, is being properly implemented and maintained, or whether

additional measures are needed to implement the SPPP. (Routine inspections minimum weekly).

4. Annual Reports and Certifications

   a. The permittee shall prepare an annual report summarizing each inspection performed under 3.a., above. This report shall be accompanied by an annual certification, on a form provided by the Department, that the facility is in compliance with its SPPP and this permit, except that if there are any incidents of noncompliance, those incidents shall be identified in the certification. If there are incidents of noncompliance, the report shall identify the steps being taken to remedy the noncompliance and to prevent such incidents from recurring. The report and certification shall be signed and dated by the permittee in accordance with N.J.A.C. 7:14A-4.9, and shall be maintained for a period of at least five years. This period may be extended by written request from the Department at any time (see N.J.A.C. 7:14A-6.6).

5. Reports of Noncompliance

   a. All instances of noncompliance not reported under N.J.A.C. 7:14A-6.10 shall be reported to the Department annually.

F. STANDARD CONDITIONS APPLICABLE TO THIS GENERAL PERMIT

1. The permittee shall comply with all the conditions set forth in this permit and all the applicable requirements relevant to the permittee's discharge(s) that can be found in the Federal Clean Water Act and the New Jersey Water Pollution Control Act (N.J.S.A. 58:10A-1 et seq.). The permittee may be subject to penalties for any violations thereof.

2. The following conditions are incorporated by reference. The permittee is required to comply with the rules that were in effect as of the effective date of the final permit.

   a. General Conditions

	i. Penalties for Violations	N.J.A.C. 7:14-8.1 et seq.
	ii. Consolidation of Permit Processing	N.J.A.C. 7:14A-15.5
	iii. Incorporation by Reference	N.J.A.C. 7:14A-2.3
	iv. Enforcement Action	N.J.A.C. 7:14A-2.9
	v. General Conditions Applicable to All Permittees	N.J.A.C. 7:14A-6.2
vi.	Duty to Reapply	N.J.A.C. 7:14A-4.2(e)
vii.	Administrative Continuation of Permits	N.J.A.C. 7:14A-2.8
viii.	Duty to Mitigate	N.J.A.C. 7:14A-6.2(a)5, 6.2(a)11
ix.	Permit Actions	N.J.A.C. 7:14A-2.7(c)
x.	Permit Duration and Renewal	N.J.A.C. 7:14A-2.7(a), (b)
xi	Effect of Permit	N.J.A.C. 7:14A-2.9(c), 6.2(a)6&7

xii.	Inspection and Entry	N.J.A.C. 7:14A-2.11(e)
xiii.	Severability	N.J.A.C. 7:14A-2.2(b)
xiv.	Toxic Pollutants	N.J.A.C. 7:14A-6.2(a)4
xv.	Standard Reopener Clause	N.J.A.C. 7:14A-6.2(a)10
xvi.	General Permits	N.J.A.C. 7:14A-6.13
xvii.	Fee Schedule	N.J.A.C. 7:14A-3.1
b.	Operation and Maintenance	
i.	Proper Operation and Maintenance	N.J.A.C. 7:14A-6.12(a)
ii.	Need to Halt or Reduce not a Defense	N.J.A.C. 7:14A-2.9(b)
iii.	Bypass	N.J.A.C. 7:14A-6.11
iv.	Upset	N.J.A.C. 7:14A-6.11
c.	Records and Reporting Requirements	
i.	Record Keeping	N.J.A.C. 7:14A-6.6
ii.	Planned Changes	N.J.A.C. 7:14A-6.7
iii.	Changes in Discharge	N.J.A.C. 7:14A-6.7
iv.	Anticipated Noncompliance	N.J.A.C. 7:14A-6.7
v.	Transfer	N.J.A.C. 7:14A-6.2(a)8, 6.13(n), 16.116.2
vi.	Compliance Schedules	N.J.A.C. 7:14A-6.4
vii.	Noncompliance Reporting	N.J.A.C. 7:14A-6.10
viii.	Duty to Provide Information	N.J.A.C. 7:14A-2.11, 6.2(a)14
ix.	Signatory Requirements	N.J.A.C. 7:14A-4.9
x.	Public Access to Information	N.J.A.C. 7:14A-18.1
xi.	Additional Requirements for all Existing Manufacturing, Commercial, Mining, Silviculture, and Research Facilities	N.J.A.C. 7:14A-11.3
xii.	Missing or Incorrect Information	N.J.A.C. 7:14A-2.11(f), 6.10(e)2 & (f)3
xiii.	Confidentiality	N.J.A.C. 7:14A-18.2

G. SPECIAL CONDITIONS

1. Other Laws

   a. In accordance with N.J.A.C. 7:14A-6.2(a)7, this permit does not authorize any infringement of State or local law or regulations, including, but not limited to the Pinelands rules (N.J.A.C. 7:50), N.J.A.C. 7:1E (Department rules entitled "Discharges of Petroleum and other Hazardous Substances"), and all other Department rules. No discharge of hazardous substances (as defined in N.J.A.C. 7:1E-1.6) resulting from an onsite spill shall be deemed to be "pursuant to and in compliance with permit" within the meaning of the Spill Compensation and Control Act at N.J.S.A. 58:10-23.11c.

   b. Exemptions

i. Operations and Maintenance Manual: In accordance with N.J.A.C. 7:14A-6.12(c), for a stormwater discharge authorized by this permit, the permittee is exempt from the requirement to prepare an operations and maintenance manual.

H. DEFINITIONS

1. Unless otherwise stated herein the definitions set forth at N.J.A.C. 7:14A-1.2 are incorporated into this permit.

2. "Separate storm sewer" means a conveyance or system of conveyances (including roads with drainage systems, streets, catch basins, gutters, ditches, man-made channels, or storm drains):

   a. Designed or used for collecting or conveying stormwater;

   b. Which is not part of a "combined sewer system"; and

   c. Which is not part of a "Publicly Owned Treatment Works" (POTW).

3. "Stormwater" means water resulting from precipitation (including rain and snow) that runs off the land's surface, is transmitted to the subsurface, or is captured by separate storm sewers or other sewerage or drainage facilities, or conveyed by snow removal equipment.

I. ATTACHMENT A: RFA CERTIFICATION

1. Every Request for Authorization (RFA) shall include the following RFA certification.

   a. "I certify under penalty of law that this Request for Authorization and all attached documents were prepared under my direction or supervision in accordance with a system designed to assure that qualified personnel properly gather and evaluate the information submitted. Based on my inquiry of the person or persons who manage the system, or those persons directly responsible for gathering the information, the information submitted is, to the best of my knowledge and belief, true, accurate and complete. As far as I know, none of the stormwater discharges for which this Request for Authorization is submitted are excluded from authorization by Section A.2 or A.3 of NJPDES Permit No. NJ0088323.

   b. "I am aware that pursuant to the Water Pollution Control Act (see N.J.S.A. 58:10A-10f(2) and (3)), there are significant civil and criminal penalties for making a false statement, representation or certification in any application, record, or other document filed or required to be maintained under that Act, including fines and/or imprisonment."

2. The RFA certification shall be signed as follows:

   a. For a corporation, by a responsible corporate officer as described in N.J.A.C. 7:14A-4.9(a)1;

   b. For a partnership or sole proprietorship, by a general partner or the proprietor, respectively;

c. For a municipality, State, Federal or other public agency, by either a principal executive officer or ranking elected official; or

d. For a corporation or other entity under a., b., or c., above, by a duly authorized representative, provided that:

i. The representative is authorized by a person described in a., b., or c., above;

ii. This authorization specifies either an individual or a position responsible for the overall operation of the regulated facility such as plant manager, operator of a well or well field, superintendent, position of equivalent responsibility, or an individual or position having overall responsibility for environmental matters for the company or public agency. A duly authorized representative may thus be either a named individual or any individual occupying a named position; and

iii. The written authorization is attached to the RFA.

3. A separate RFA certification shall be signed, dated and submitted for each person submitting the RFA.

J. ATTACHMENT B: CONSTRUCTION SITE WASTE CONTROL COMPONENT OF THE STORMWATER POLLUTION PREVENTION PLAN (SPPP)

1. The construction site waste control component of the SPPP consists of the requirements in 2., 3., and 4. below. These requirements become operative on March 3, 2004 and apply only to construction activities that commence on or after March 3, 2004. Public projects that have gone out for bid or have been awarded a contract prior to March 3, 2004 are exempt from implementing the new requirements for construction site waste management. Construction activities that commenced prior to March 3, 2004 but did not obtain certification (or approval from exempt municipality) required under the Soil Erosion and Sediment Control Act are not exempt from the requirements in this section. Any other new construction activity for which an RFA is submitted on or after March 3, 2004 or which receive automatic renewal of authorization under this permit after March 3, 2004 also shall comply with these requirements. These requirements apply only to such facilities with "stormwater discharge associated with small construction activity" as defined at N.J.A.C. 7:14A-1.2, and to such facilities with stormwater discharge associated with construction activity described under subparagraph 1x of the N.J.A.C. 7:14A-1.2 definition of "stormwater discharge associated with industrial activity."

2. Material Management to Prevent or Reduce Waste – Any pesticides, fertilizers, fuels, lubricants, petroleum products, anti-freeze, paints and paint thinners, cleaning solvents and acids, detergents, chemical additives, and concrete curing compounds shall be stored in containers in a dry covered area. Manufacturers' recommended application rates, uses, and methods shall be strictly followed to the extent necessary to prevent or minimize the presence of waste from such materials in the stormwater discharge authorized by this permit. (The preceding sentence does not apply to any manufacturers' recommendations about fertilizer or other material that conflict with the erosion and sediment control component of the facility's SPPP.)

3. Waste Handling – The following requirements apply only to construction site waste that has the potential to be transported by the stormwater discharge authorized by this

permit. The handling at the construction site of waste building material and rubble and other construction site wastes, including litter and hazardous and sanitary wastes, shall conform with the State Solid Waste Management Act, N.J.S.A. 13:1E-1 et seq., and its implementing rules at N.J.A.C. 7:26, 7:26A, and 7:26G; the New Jersey Pesticide Control Code at N.J.A.C. 7:30; the State litter statute (N.J.S.A. 13:1E-99.3); and OSHA requirements for sanitation at 29 C.F.R. 1926 (except where such conformance is not relevant to the stormwater discharge authorized by this permit). Construction sites shall have one or more designated waste collection areas onsite or adjacent to the site, and an adequate number of containers (with lids or covers) for waste. Waste shall be collected from such containers before they overflow, and spills at such containers shall be cleaned up immediately.

a. Construction site wastes include but are not limited to:

   i. "Construction and demolition waste," as defined in N.J.A.C. 7:26-1.4 as follows: "waste building material and rubble resulting from construction, remodeling, repair, and demolition operations on houses, commercial buildings, pavements and other structures. The following materials may be found in construction and demolition waste: treated and untreated wood scrap; tree parts, tree stumps and brush; concrete, asphalt, bricks, blocks and other masonry; plaster and wallboard; roofing materials; corrugated cardboard and miscellaneous paper; ferrous and non-ferrous metal; non-asbestos building insulation; plastic scrap; dirt; carpets and padding; glass (window and door); and other miscellaneous materials; but shall not include other solid waste types."

   ii. Any waste building material and rubble resulting from such operations that is hazardous for purposes of N.J.A.C. 7:26G (the Hazardous Waste rules).

   iii. Discarded (including spilled) pesticides, fertilizers, fuels, lubricants, petroleum products, anti-freeze, paints and paint thinners, paint chips and sandblasting grits, cleaning solvents, acids for cleaning masonry surfaces, detergents, chemical additives used for soil stabilization (e.g., calcium chloride), and concrete curing compounds.

   iv. Other "litter," as defined at N.J.S.A. 13:1E-215.d as follows: "any used or unconsumed substance or waste material which has been discarded whether made of aluminum, glass, plastic, rubber, paper, or other natural or synthetic material, or any combination thereof, including, but not limited to, any bottle, jar or can, or any top, cap or detachable tab of any bottle, jar or can, any unlighted cigarette, cigar, match or any flaming or glowing material or any garbage, trash, refuse, debris, rubbish, grass clippings or other lawn or garden waste, newspapers, magazines, glass, metal, plastic or paper containers or other packaging or construction material, but does not include the waste of the primary processes of mining or other extraction processes, logging, sawmilling, farming or manufacturing."

   v. Sanitary sewage and septage.

   vi. Contaminated soils encountered or discovered during earthmoving activities or during the cleanup of a leak or discharge of a hazardous substance.

b. Concrete Truck Washout – Concrete truck washout onsite is prohibited outside designated areas. Designated washout areas shall be lined and bermed to prevent discharges to surface and ground water. Hardened concrete from concrete truck washout shall be removed and properly disposed of.

c. Sanitary Sewage/Septage Disposal – Discharges of raw sanitary sewage or septage onsite are strictly prohibited. Adequate facilities with proper disposal shall be provided and maintained onsite or adjacent to the site for all workers and other sanitary needs.

4. Spills; Discharges of Hazardous Substances; Federally Reportable Releases –.

a. Spill kits shall be available onsite or adjacent to the site for any materials that are listed in 2. above and used or applied onsite. All spills of such material shall be contained and cleaned up immediately. Cleaned up materials shall be properly disposed of.

b. Discharges of hazardous substances (as defined in N.J.A.C. 7:1E-1.6) in construction site wastes are subject to the provisions of the Spill Compensation and Control Act, N.J.S.A. 58:10-23.11 et seq., and of Department rules for Discharges of Petroleum and Other Hazardous Substances at N.J.A.C. 7:1E. No discharge of hazardous substances resulting from an onsite spill shall be deemed to be "pursuant to and in compliance with [this] permit" within the meaning of the Spill Compensation and Control Act at N.J.S.A. 58:10-23.11c.

c. Releases in excess of reportable quantities (RQ) established under 40 C.F.R. 110, 117, and 302 that occur within a 24-hr period must be reported to the National Response Center (800 424-8802).

Appendix H: Waste Water Treatment Documentation

H-1 As-Built Drawings

H-2 Monthly Flow Summaries

H-3 Current Effluent Limits

H-4 SA-7 Chromium WWTP Process Flow Diagram

Appendix H-1: As-Built Drawings

DWG No./ Title

57001182-GEN-C01 Wastewater Treatment System Cover sheet

57001182-GEN-L02 Wastewater Treatment System Equipment Arrangement

57001182-PRO-P01 Sheet 1 of 2 Wastewater Treatment System Piping & Instrumentation Legend Symbols

57001182-PRO-P01 Sheet 2 of 2 Wastewater Treatment System Piping & Instrumentation Legend Equipment

57001182-PS200D-P03 Sheet 1 of 10 Wastewater Treatment System Piping & Instrumentation Diagram Duplex Pump Skid PS200-D

57001182-RX3000-P03 Sheet 2 of 10 Wastewater Treatment System Piping & Instrumentation Diagram 1st Stage Reaction Tank RX-3000

57001182-RX3000-P03 Sheet 3 of 10 Wastewater Treatment System Piping & Instrumentation Diagram 2nd Stage Reaction Tank RX-3000

57001182-EFC7200-P03 Sheet 4 of 10 Wastewater Treatment System Piping & Instrumentation Diagram Membrane Microfiltration System EFC-7200-72

57001182-NSP2000-P03 Sheet 5 of 10 Wastewater Treatment System Piping & Instrumentation Diagram Neutralization Tank NSP-2000

57001182-71809-P03 Sheet 6 of 10 Wastewater Treatment System Piping & Instrumentation Diagram Sludge Thickener 50-7180-3

57001182-301000-P03 Sheet 7 of 10 Wastewater Treatment System Piping & Instrumentation Diagram Filter Press JP-30-1000

57001182-PCP3000-P03 Sheet 8 of 10 Wastewater Treatment System Piping & Instrumentation Diagram Powdered Chemical Make-Up System PC-3000

57001182-PSL3000-P03 Sheet 9 of 10 Microfiltration Fluoride Removal System Piping & Instrumentation Diagram Lime Slurry System PSL-3000

57001182-AIRWATER-P03 Sheet 10 of 10 Microfiltration Fluoride Removal System Piping & Instrumentation Diagram Air and Water Systems

STATE OF NEW JERSEY
DEPARTMENT OF ENVIRONMENTAL PROTECTION
Division of Water Quality

PROFESSIONAL ENGINEER'S CERTIFICATION FOR GENERAL INDUSTRIAL TREATMENT WORKS APPROVAL (TWA) APPLICATIONS

Name of Project: Honeywell Study Area 7

Municipality: Jersey City

County: Hudson

Description of Project: Remediation of site by excavation of contaminated material pursuant to federal court order. Industrial Treament Works will treat contaminated water removed from the site.

1. The proposed treatment works, as designed, will enable the facility to meet the applicable Federal, State and local effluent limitations, conditions and/or requirements.

2. The proposed treatment works or contributing facility will not dilute any portion of its waste stream for the purpose of meeting any applicable NJPDES effluent limitation or condition.

3. The permittee currently holds a valid final NJPDES permit, General Permit authorization, or for indirect dischargers, the applicant is specifically exempted by the Department to obtain such an approval.

In accordance with N.J.A.C. 7:14A-22.6(a)3, I hereby certify that the above statements are true and correct for the proposed treatment works identified above.

Professional Engineer's Embossed Seal



ANTONIO J. DoVale JR GE027359
Engineer Name and N.J.P.E. License No.

Jan. 20, 2005
Signature and Date

S/D ENGINEERS - BOARD OF DIRECTORS
Name of Firm and Position

DWR-175 08/97

STATE OF NEW JERSEY
DEPARTMENT OF ENVIRONMENTAL PROTECTION
Division of Water Quality

INDUSTRIAL WASTEWATER TREATMENT SYSTEM - LICENSED OPERATOR GRADING SHEET

NJPDES PERMIT NO.: NJ 0156311 FACILITY NAME: Honeywell SA7 Remediation

LOCATION OF FACILITY: Jersey City

FACILITY CLASS :	N1	N2	N3	N4
RANGE OF POINTS :	6 to 19	20 to 49	50 to 69	70 or more

POINTS ARE ASSIGNED TO EACH ITEM LISTED BELOW THAT APPLIES TO THE INDUSTRIAL TREATMENT SYSTEM	POINTS RATING	POINTS ACTUAL
A. TOXICITY GROUP		
I	1	
II	5	
III	10	
IV	15	
V	20	20
VI	25	
B. RECEIVING WATER (DTW's)		
Surface Water-FW or DRZ 1, 2 or 3	5	
Surface Water-SE or DRZ 4, 5 or 6	3	3
Surface Water-SC	2	
Ground Water	5	
Discharge into POTW	2	
C. HYDRAULIC LOAD		
Indirect Discharge < 0.0008 MGD	0	
Less than 0.1 MGD	2	
0.1 - 1.0 MGD	4	4
1.0 - 10.0 MGD	6	
Greater than 10.0 MGD	10	
D. PRIMARY		
pH Adjustment	1	1
Equalization	1	1
Oil Separator	3	
Dissolved Air Flotation	3	
Chemical Coagulation/Flocculation	5	5
Sedimentation/Clarification	3	3
Chemical Addition	2	2
Simple Filtration (bag, cartridge)	2	
Disinfection	2	
Air Stripping/Cooling Towers	5	
E. SECONDARY		
Activated Sludge	15	
Bio-Filtration w/ Sec. Clarifiers (incl. Trickling Filters & RBCs)	10	
Stabilization	5	
Disinfection	2	
Spray Irrigation/Overland Flow	10	
Oxidation Ditches	10	
Subtotal		39

POINTS ARE ASSIGNED TO EACH ITEM LISTED BELOW THAT APPLIES TO INDUSTRIAL TREATMENT SYSTEM	POINTS RATING	POINTS ACTUAL
F. ADVANCED		
Ammonia Removal	10	
Nutrient Removal	10	
Advanced Filtration	5	5
Carbon Adsorption	10	
Ion Exchange	10	
Post Aeration	2	2
Reverse Osmosis Ultra Filtration	10	
Ultraviolet-Peroxide Reactor	5	
G. SLUDGE HANDLING/DISPOSAL		
Digestion	5	
Sludge Conditioning	2	
Mechanical Dewatering	4	4
Drying Beds/Lagoons	2	
Thickening or Dissolved Air Floatation	3	3
On-Site Landfill	2	
Composting	7	
Incineration/Wet Oxidation	10	
Subtotal		14
Grand Total		53

I hereby certify that the treatment units, as noted above, comprise the entire treatment process for the above referenced facility, and subsequently the operator licensing requirement has been accurately determined.

ANTONIO J. DoVALE, JR.
Typed Name of Certifying Engineer

A. J. DoVale 11/17/04
Signature and Date

STATE OF NEW JERSEY
ANTONIO J DOVALE JR.
GE027359
LICENSED
PROFESSIONAL ENGINEER

MICROFILTRATION SYSTEM

FOR

HONEYWELL
SA-7 WASTEWATER TREATMENT SYSTEM
HUDSON COUNTY, JERSEY CITY, NEW JERSEY

PREPARED BY

USFILTER, IWS
181 Thorn Hill Road
Warrendale, Pennsylvania 15086
Fax No. 724-772-1360



9/17/04

Process Design Summary

(Please refer to the attached P & IDs.) The collected wastewater (deep groundwater dewatering - east cell, deep groundwater - west cell, shallow groundwater, decontamination water - service yard, decontamination water - excavation site and IRM dewatering groundwater or impacted storm water falling within exclusion zone) will be piped by Honeywell in to one of the existing two 45,000-gallon ModuTanks. One of the two existing ModuTanks will be used as the equalization tank for the wastewater treatment system. The tank will be equipped with a level instrument that will control the feed pumps to the wastewater treatment system. A duplex pump skid will be provided to transfer the wastewater from the ModuTanks to the first stage reaction tank of the microfiltration system.

The pH of wastewater will be lowered to 3.5 in the first stage reaction tank with sulfuric acid. Sodium metabisulfite will be added and controlled by ORP to reduce the hexavalent chromium to trivalent chromium. The wastewater will flow by gravity to the second stage reaction tank. The pH will be elevated with a lime solution. The targeted metals (chromium, copper, nickel, lead, iron and zinc) will precipitate out as metal hydroxides. The pretreated wastewater will flow by gravity to the concentration tank of the microfiltration system.

The pretreated wastewater that is collected in the concentration tank will be circulated through a series of microfiltration membranes. The solids in the microfiltration loops will be maintained between 2 to 5%. As they build up, the solids will be periodically blown down to one of the gravity sludge aging/storage tanks. The permeate from the microfilter membranes will be directed to the final pH adjustment module. Sulfuric acid will be added to lower the pH to the desired discharge level (6.5 to 8.5). The pH adjustment module will be equipped with an air sparging system to insure the proper amount of dissolved oxygen is maintained. The treated water will leave the pH adjustment module by gravity.

Sludge from the gravity aging/storage thickeners will be pumped to a filter press for further dewatering. The dewatered sludge in the filter press will empty into a roll-off box. Sludge disposal will be the responsibility of Honeywell.

1. BASIS FOR DESIGN

The Basis for Design section of this document lists important technical parameters that have been used in the development of the USFilter treatment system design. Described are physical conditions at the installation site, influent waste stream characteristics and primary mechanical specifications of the USFilter system. Parameters that contribute to the wastewater stream are listed where necessary. Reconciling the disposition of these streams with the design of the treatment system is the responsibility of the facility. The effluent

wastewater quality standards that serve as the overall performance requirement for the project are also presented.

The wastewater treatment system design is based on this information. The treatment system offered in this proposal will be capable of meeting the project requirements providing conditions at the site remain within the parameter boundaries listed in these tables. Actual site conditions that differ from the Basis for Design parameters may interfere with the operation and effectiveness of the wastewater treatment system. A change to the mechanical specifications or to water parameters may require a redesign of the overall wastewater treatment system.

It is the responsibility of the Honeywell to certify this data correctly portrays the conditions at the facility and accurately represent the design objectives for the project.

1.1. Facility Mechanical Specifications

The following table contains the current mechanical conditions that exist at the facility. These parameters have been used to develop the working design for the wastewater treatment system.

Specifications	Parameters
Maximum Dry Weather Total Wastewater Volume/ 24 hours (including 30 gpm of IRM water)	217,440 gpd
Maximum Dry Weather Total Wastewater Flow	200 gpm*
Maximum Wet Weather Total Wastewater Volume/ 24 hours	277,000 gpd
Maximum Wet Weather Total Wastewater Flow	192 gpm*
System Operation Schedule	24 hours/day, 7 days/week
Electrical Service	480-Volts, 200 Amps
Water Service	40 gpm
Raw Water Treatment	Microfilter Permeate
Plant Air Available	Compressor to be supplied
*Either the dry weather or the wet weather flow will be processed at one time. The system is not designed to process both flows simultaneously.	

1.2. Process Parameters

The following table contains the chemical characteristics of the wastewater to be treated by the WTS. It also contains the performance requirements of the WTS design and the wastewater discharge limits required in the facilities Regulatory Agency Discharge Permit. These parameters have been used to develop the working design for the wastewater treatment system. Any parameter not specifically listed on this chart has not been considered for the design of this WTS and is not under the scope of the system design or performance guarantee.

Wastewater Parameter (Wet Weather)	Maximum Influent to WTS	Regulatory Agency Discharge Permit Requirements (monthly average)	Regulatory Agency Discharge Permit Requirements (daily average)
Flow Rate, gpm	200		
pH, S.U.	3.0 to 11.0	6.5 to 8.5	8.5
Temperature, °F	<105	Not Reported	Not Reported
Total Chromium, ppb	61,000	50	100
Hexavalent Chromium, ppb	61,000	50	100
Copper, ppb	40	50	100
Iron, ppb	98.7	1,000	2,000
Lead, ppb	160	50	100
Nickel, ppb	3	10	10
Zinc, ppb	70	100	200
Mercury, ppb	0.07	1	1
BOD, ppm	45	30	45
Dissolved Oxygen	n/a	3	3

Wastewater Parameter (Dry Weather)	Maximum Influent to WTS	Regulatory Agency Discharge Permit Requirements (monthly average)	Regulatory Agency Discharge Permit Requirements (daily average)
Flow Rate, gpm	200		
pH, S.U.	3.0 to 11.0	6.5 to 8.5	8.5
Temperature, °F	<105	Not Reported	Not Reported
Total Chromium, ppb	106,000	50	100
Hexavalent Chromium, ppb	105,000	50	100
Copper, ppb	40	50	100
Iron, ppb	19,500	1,000	2,000
Lead, ppb	160	50	100
Nickel, ppb	208	50	100
Zinc, ppb	151	100	200
Mercury, ppb	<.435	1	1
BOD, ppm	45	30	45
Dissolved Oxygen	n/a	3	3

1.3. Treatment System Mechanical Specifications

Specifications	Parameters
Maximum Dry Weather Total Wastewater Volume/ 24 hours (including 30gpm of IRM water)	217,440 gpd
Maximum Dry Weather Total Wastewater Flow	200 gpm
Maximum Wet Weather Total Wastewater Volume/ 24 hours	277,000 gpd
Maximum Wet Weather Total Wastewater Flow	192 gpm
System Operation Capability	24 hours/day, 7 days/week,

	365 days/year
Raw Water Service Required	~40 gpm
Raw Water Quality Required	Microfilter Permeate
Plant Air Required	~50 scfm (intermittent)
Electrical Service	480-Volt, 60-Hertz, 3-Phase
Electrical Standards	NEMA, ISA, NEC, NFPA 7

1.4. Treatability Testing

USFilter is presently repeating the treatability test to reconfirm our results and we will also test the sample for mercury removal. A final treatability report was submitted to Honeywell.

2. SYSTEM MODULE PROCESS DESCRIPTIONS

2.1. LC Level Control (for Existing ModuTanks)

A level control is mounted on the top of one of the existing ModuTanks and wired into the overall treatment system controls. Multiple level sensor points are available and are calibrated to conform to the overall needs of the treatment system design.

2.2. Influent Sampler

A 24 bottle sampler will be provided to draw samples from the influent wastewater.

2.3. PS-D Series Duplex Transfer Pump System

The duplex transfer pump system is a skid-mounted, fully piped and wired module that has been designed to transfer wastewater from the inlet equalization tank to the first stage of the chemical treatment reaction compartment of the wastewater treatment system. The system is capable of delivering 200 gpm at up to 50 ft head pressure. Included are two horizontal centrifugal pumps, flow indicator, isolation valves and piping manifold. The steel frame and platform are coated for corrosion protection.

The pump system includes all electrical components necessary for the system to be fully operational. It is designed to connect and match up other system components. A manually adjustable diaphragm-throttling valve, in coordination with the flow indicator, is used to ensure proper flow delivery.

Level controls are wired into the overall control system that manages the on/off functions of the pump that is online. Manual on/off functions are provided. The system design provides for one pump online and the second pump as a standby alternate pump. Pumps can be switched on and off line by manually indexing the inlet and outlet isolation valves supplied with the system. The offline pump can be serviced while the

alternate pump is in service. A check valve on the discharge of the pump is installed to prevent siphoning.

2.4. RX Series Two Tank Chemical Reaction System

The RX is a two stage reaction system consisting of two complete chemical reaction tanks and a freestanding catwalk frame.

In the first reaction tank, the pretreatment step, the wastewater pH is adjustment. The first stage module is equipped with an electric mixer and a pH sensor. The pH of the wastewater is lowered to about 3.5 with acid. Sodium metabisulfite is added via ORP control to reduce the hexavalent chromium to trivalent chromium. An 18-minute reaction time is maintained.

The wastewater flows via gravity to the second stage pretreatment compartment. This is the solids formation stage. This compartment is equipped with an electric mixer and pH sensor similar to the first reaction stage of the system. The pH is elevated to greater than 9.0 by using a lime solution. This reaction induces precipitation of metal hydroxides. An 18-minute reaction time is maintained. By this stage of the process, all heavy metals have been converted to filterable solids.

Both reaction tanks modules are fully piped, wired and equipped with instrumentation and chemical injection metering pumps. The mixers, chemical pumps and instrumentation are wired into the overall system PLC controller. All wires, wires connectors, air connections and power connections are contained in an enclosed wire tray that is located for convenient access and away from corrosive solutions.

2.5. PCP Series Powdered Chemical System - Sodium Metabisulfite

A chemical make-up and delivery system is provided to dissolve powdered sodium metabisulfite reagent for controlled and convenient introduction of the reagent into the first stage reaction section of the Memtek system. A tank is periodically filled with the desired quantity of water and powdered sodium metabisulfite is added manually in the prescribed amount. A mixer is provided to assure that the reagent is completely dissolved before it is delivered by a metering pump. The system will be sized to 3 days of make-up chemical storage and feed.

2.6. PSL Series Powdered Lime Slurry System

A self-contained chemical make-up and delivery system is provided for preparing batches of lime slurry. A pump and recirculation loop is supplied which is designed to handle lime slurries and a pinch type control valve is used to control the amount of slurry released to the second stage reaction tank. The slurry tank is filled with water to the prescribed level. Powdered lime is added to the tank manually through a specially designed chute and the mixture is agitated with a heavy-duty mixer. The system is provided with a dust control hood, filter and fan. The system will be sized to 3 days of make-up chemical storage and feed.

2.7. EFC-7200 Series Membrane Microfiltration System

The system operates with wastewater flowing by gravity from the second stage reaction tank into the microfilter concentration tank. This begins solids separation. Wastewater from the concentration tank is pumped through the microfiltration membrane modules.

The membrane is a polyvinylidene difluoride (PVDF) material that is cast on the inside of a 1-inch polyethylene support tube. Several membranes are bundled into a larger housing to form a membrane module. This technology utilizes cross-flow filtration where the waste slurry is pumped at a high velocity through the center of the membrane tubes and returned back to the concentration tank. The clear water or permeate is allowed to pass through the membrane and onto the final pH adjustment. Each pass through the membrane concentrates the slurry a little more. To prevent rapid plugging or fouling, the membranes are backpulsed with pressurized clean treated water. This forces any obstruction in the pores or on the membrane surface back into the slurry stream.

The concentration tank is equipped with a set of level probes that will allow the microfilter feed pump to cycle on and off. The purpose of this tank is to ensure that a consistent concentration of solids, between a 2 and 5 percent slurry, is being pumped to and from the microfiltration membranes. Solids dewatering is automatic. The solids are removed from the concentration tank to sludge thickeners by an air diaphragm pump. The duration and frequency control of the air diaphragm pump is automatic. Occasionally, the operator will need to draw a sample from the concentration tank and do a simple settling test. The outcome of this test may result in occasional field adjustment of the air diaphragm pump controls.

The flow of permeate is continually monitored. If the flow drops below a predetermined rate, the system will alert the operator that the membranes need to be chemically cleaned. Depending on the membrane module configuration, all or a portion of the membranes can be cleaned. The cleaning cycle can take up to two hours to complete. The operator is required to manually open and close valves during the cleaning process. Acid solutions are used to remove inorganic scale and bleach solutions are used to remove organics. The membranes are flushed with fresh water prior to being placed back in service. The chemical cleaning tank and fresh water tank along with a recirculation pump are part of the clean-in-place system.

Permeate from the microfiltration system membrane modules flows under pressure to the final pH adjustment system.

Sludge is pumped periodically from the microfilter concentration tank to the sludge thickening tanks.

The EFC-7200-72 membrane microfiltration system is designed with 72 membrane modules and has been sized assuming a flux of ~300 gallons/square foot membrane/day (gfd). The system is fully skid-mounted and includes backpulse mechanism, recirculation pump, clean-in-place system, cleaning tanks, air diaphragm pump, electrical power controls, instrumentation, concentrate recirculation tank and PLC controller. The system is fully piped, wired and equipped for operation.

2.8. NSP Series Neutralization System

A neutralization system is provided to adjust the effluent pH to the conditions required for discharge. The neutralization system is sized to receive and treat the effluent from the membrane filters. The reaction chamber is sized for a 12 - minute retention time at the maximum flow rate. The mixer has been designed to produce approximately 1.4 tank volume turns per minute, to ensure proper mixing and homogenous treatment. The addition of the neutralizing agents takes place automatically by a pH controller. The neutralized effluent leaves the system by gravity. An air sparger system is included to ensure a proper amount of dissolved oxygen is maintained in the treated wastewater before being discharged. A 24 bottle sampler will be provided to draw samples from the effluent wastewater.

2.9. 50 Series Sludge Thickening Systems

The sludge thickeners are designed to two purposes. First, it aids in further concentrating the sludge, which increases the efficiency of the filter press. Secondly, it can store sludge so the filter press can be completely loaded.

The sludge from the concentration tank of the microfilter is pumped to the thickeners via an air-operated diaphragm pump. Once the sludge is in the thickeners, gravity further increases the solids concentration. As more sludge is added to the thickeners, the supernatant gravity flows back to the waste treatment for reprocessing. The thickened sludge from the bottom of the thickeners can then be pumped to a filter press.

2.10. Filter Press

The filter press is used to dewater a slurry of sludge to 25 to 35 percent solids. The slurry comes from the concentration tank of a microfiltration system. Prior to being pumped to the press, the slurry is sent to two thickeners, where gravity assists in the thickening process.

The filter press consists of plates covered with filter cloth or fabric which are held in a frame, typically by a hydraulic ram. Contrary to what the name suggests a filter press does not achieve the liquid/solid separation by "pressing" but rather by pumping the slurry through a series of chambers in a filter plate pack. The cycle begins when a slurry is pumped into the feed inlet of the filter plate pack for even dispersion into each chamber. This slurry deposits solid particles on the surface of the filter cloth; the filtrate passes through this particle build-up and is channeled through the discharge surface of the filter plates. As the particle deposit builds, so does the pumping pressure. When the chambers are filled with solids, the filtrate flow becomes minimal and the feed pump is turned off. The hydraulic pressure is then released and the press is ready for opening and the plate shifting to separate and discharge the dried filter cake. The filter press will be elevated on a steel platform so that a sludge roll-off box can be placed underneath it. The sludge roll-off box will be supplied by others.

2.11. DX-Series Process Control System

The DX-Series Standard Control System consists of a PLC (Programmable Logic Controller) and OIT (Operator Interface Terminal) text message display as the main components providing system automation and operator monitoring of the water treatment system.

The USFilter control system includes complete electrical engineering, software programming, PLC and OIT hardware, power supplies, instrumentation, control enclosures, and documentation. The control system is designed with a distributed control philosophy, providing control hardware dedicated to and located integral to each treatment module making up the wastewater treatment system. Both PLC and OIT hardware and software programming are provided as a modular package, designed for the specific subsystem on which they are located, combining modules to form a complete system.

The Distributed Control Environment permits multiple combinations of standard subsystem control modules to be connected together to form a complete wastewater treatment control system. Standardization of software and hardware modules provide an off the shelf design capability.

Individual enclosures are used to house power distribution components, motor control components, PLC Point-I/O, and instrumentation. The number and location of the enclosures vary depending on the size of the wastewater treatment system. The distributed design does not use a single or central control panel.

A primary control panel will be located on the main subsystem. Mounted on the primary control panel will be an OIT text message display. Also included in the enclosure are the PLC, modem, convenience receptacle, and instrumentation. Power distribution, motor starters, emergency stop pushbutton, relays, etc., are located in this and/or additional enclosures as required, to effectively control and power the necessary equipment.

A Honeywell PLC platform is used as the system controller and primary interface to the OIT utilizing RS232 communication protocol. The PLC will control and monitor all equipment included in the proposed scope of supply.

PLC I/O (input and output points) will be distributed among multiple NEMA-4X control enclosures mounted integral to their associated treatment module skid. All digital and analog I/O points have individual discrete and analog process control points, and are wired to terminal blocks as required for ease of field connections. Line voltage surge protection, 24VDC power supplies and related cables are supplied to power the PLC equipment.

The OIT text display is provided as a central location for an operator to visually monitor equipment status, alarm messaging, and pH, flow, and level process variable values. The adjustment of process setpoints is also performed via the OIT.

The system is designed with an audible and visual alarm at the Primary ECP. The alarm recognition and annunciation routine is coordinated through the PLC, and displayed and managed via the OIT.

The DX-Series Control System is manufactured to the following codes and standards:

ISA - Standards and Practices for Instrumentation
NEC - National Electric Code, Latest Edition of NFPA 70
NEMA - National Electrical Manufacturers Association
NFPA 79 Electrical Standard for Industrial Machinery U.L. 508A

3. SYSTEM MODULE EQUIPMENT LIST

3.1. Level Control (for Existing ModuTanks) USFilter Model No. LC-100

- Level switches for pump on/off control

3.2. Influent Sampler

- Manning Model VST sampler, 24 bottle

3.3. Transfer Pump System (Duplex) USFilter Model No. PS-200-D

- Duplex, horizontal centrifugal pumps, Noryl constructed
- 200 gpm capacity at 50 ft total discharge head
- 230/460-VAC, 3-Phase, TEFC motors

- Pump discharge flow meter
- Pump discharge pressure gauge
- Level switches for pump on/off control
- Pump skid with Schedule-80 PVC piping and shutoff valves
- Dimensions: 72" long by 42" wide by 86" high
- Shipping Weight: 1,200 lbs; Operating Weight: 1,225 lbs

3.4. Two-Stage Reaction System
USFilter Model No. RX-3000

- Two 3,000-gallon capacity, heavy-duty, FRP constructed reaction tanks
- Two heavy-duty mixers (Brawn or equal)
- Two pH monitors/transmitters (Great Lakes or equal)
- One ORP monitor/transmitter (Great Lakes or equal)
- Two chemical metering pumps (LMI or equal)
- Interconnecting piping and wiring
- Catwalk with stairs for easy access to the equipment
- Dimensions: 200" long by 143" wide by 170" high
- Shipping Weight: 6,382 lbs; Operating Weight: 56,422 lbs

3.5. Powdered Chemical System - Sodium Bisulfite
USFilter Model No. PCP-3000

- One 3,000-gallon capacity, heavy-duty, HDPE constructed tank
- Low level switches for alarm
- One heavy-duty mixer (Brawn or equal)
- One chemical metering pump (LMI or equal)
- Interconnecting piping and wiring
- Catwalk with stairs for easy access to the equipment
- Dimensions: 100" long by 143" wide by 170" high
- Shipping Weight: 3,191 lbs; Operating Weight: 28,211 lbs

3.6. Powdered Lime Slurry System
USFilter Model No. PSL-3000

- One 3,000-gallon capacity, heavy-duty, FRP constructed tank with reinforced polypropylene full cover
- One heavy-duty mixer (Brawn or equal)
- Slurry recirculating pump and piping (ARO or equal)
- Powder feed chute with dust control hood and fan
- Interconnecting piping and wiring
- Catwalk with stairs for easy access to the equipment

- Scissors lift for handling and storage of lime and sodium metabisulfite bags, bags will be loaded onto the lift at floor level and the bags will be automatically lifted to the height of the catwalk for easy unloading of the bags
- Dimensions: 100" long by 143" wide by 170" high
- Shipping Weight: 3,191 lbs; Operating Weight: 28,211 lbs

3.7. Membrane Microfiltration System
USFilter Model No. EFC-7200-72

- 4,280-gallon capacity, heavy-duty, HDPE constructed concentration tank with level controls
- Two 50 HP process recirculation pumps with double mechanical seal and seal water flush protection (Goulds)
- One set of 72, 10-tube membrane filtration modules
- Backpulse mechanism
- Permeate flow meter
- Piped-in-place membrane cleaning system with cleaning pump, water flush tank and cleaning tank
- Air operated double diaphragm pump for solids removal (ARO or equal)
- Dimensions: 37'-10" long by 17'-1" wide by 11'-11" high
- Shipping Weight: 29,000 lbs; Operating Weight: 73,000 lbs

3.8. Neutralization System
USFilter Model No. NSP-2000

- One 2,000-gallon capacity, heavy-duty, HDPE constructed reaction tank
- One heavy-duty mixer (Brawn or equal)
- One pH monitors/transmitter (Great Lakes or equal)
- One chemical metering pump (LMI or equal)
- Air sparger system
- Interconnecting piping and wiring
- Catwalk for easy access to the equipment
- Effluent sampler, Manning Model VST, 24 bottle
- pH effluent monitor/recorder
- Effluent flow monitor with recorder
- Dimensions: 100" long by 133" wide by 145" high
- Shipping Weight: 2,717 lbs; Operating Weight: 19,397 lbs

3.9. Sludge Thickener (2 Required)
USFilter Model No. 50-7180-3

- 8,000-gallon capacity, vertical, cylindrical, FRP tank
- Conical bottom
- Internal baffles

- Overflow nozzle
- Flanged bottom nozzle
- One air-operated diaphragm pump, polypropylene construction (ARO or equal)
- Dimensions: 132" diameter by 174" high per tank
- Shipping Weight: 3,980 lbs per tank; Operating Weight: 63,980 lbs per tank

3.10. Filter Press
USFilter Model No. JP-30-1000

- 30 cu ft filter cake capacity expandable to 50 cu ft
- 1.26-inch cake thickness
- 36 chambers
- 100 psi filtration capacity
- Center feed
- Four corner filtrate discharge connection
- Set of gasketed polypropylene plates
- Air blowdown manifold
- Painted steel skeleton
- Automatic pump control
- Elevated platform to accept roll-off sludge box
- Dimensions: 177" long by 53" wide by 67" high
- Shipping Weight: 9,259 lbs; Operating Weight: 11,659 lbs

3.11. Control System
USFilter Model No. DX Series

Control Equipment

- IP66/NEMA-4X Fiberglass Enclosures, Hoffman or equal
- Panel Main Power Disconnect
- Illuminated Hand-Off-Auto Selector Switches for pumps
- Piezo Horn - Flush/Panel Mount Type
- System Emergency Stop
- 24 VDC Control Power
- Incandescent Illuminated Selector Switches and Pushbuttons where required
- 120-Volt, Fused transformers
- Idec Series RH Control Circuit Relays or equal
- Phoenix W4 Terminal Blocks or equal
- Power Distribution Components (Marathon or equal)
- Motor Starters (Honeywell or equal)
- Fusing (Littlefuse or equal)
- pH Transmitters and measuring elements
- ORP Transmitters and measuring elements
- #12 awg THWN Minimum Internal Power Wiring

- #16 awg THWN Minimum Internal Control Wiring
- #18 awg Minimum Instrument Control/Signal Wiring

PLC

- Programmable Logic Controller System (PLC), Honeywell main processor with Point-I/O modules

OIT

- Monochrome backlit LCD text display
- RS-232 communication to PLC
- (4) Function keys
- NEMA-4X (indoor) environmental protection
- Mounted to Primary Control Panel enclosure door

3.12. Air Compressor

- 30 HP, two-stage with receiver tank

3.13. Emergency Eyewash and Safety Shower

- Floor mounted shower and eyewash
- ABS plastic bowl and shower head
- ABS float-off covers secured with stainless steel chains
- Self-adjusting 8.0 gpm eyewash regulator
- 1 ¼" supply and drain piping
- Galvanized piping
- Stainless steel actuators
- Conforms to ANSI standards

HONEYWELL SA 7 WASTETREATMENT PLANT
JERSEY CITY, NEW JERSEY
WASTEWATER TREATMENT SYSTEM

USFILTER - INDUSTRIAL WASTEWATER SYSTEMS
WARRENDALE, PA
PROJECT NO. 57001182

DRAWING LIST

DWG NO.	REVISION	TITLE
GENERAL		
57001182-GEN-C01-01	0	(WWTS) - WASTEWATER TREATMENT SYSTEM - COVER SHEET
57001182-GEN-L02-01	0	(WWTS) - EQUIPMENT ARRANGEMENT
PIPING AND INSTRUMENTATION		
57001182-PRO-P01-01	0	(WWTS) - PIPING & INSTRUMENTATION LEGEND - SYMBOLS
57001182-PRO-P01-02	0	(WWTS) - PIPING & INSTRUMENTATION LEGEND - EQUIPMENT
57001182-PS200D-P03-01	0	(WWTS) - PIPING & INSTRUMENTATION DIAGRAM - DUPLEX PUMP SKID PS200-D
57001182-RX3000-P03-02	0	(WWTS) - PIPING & INSTRUMENTATION DIAGRAM - 1ST STAGE REACTION TANK RX-3000
57001182-RX3000-P03-03	0	(WWTS) - PIPING & INSTRUMENTATION DIAGRAM - 2ND STAGE REACTION TANK RX-3000
57001182-EFC7200-P03-04	0	(WWTS) - PIPING & INSTRUMENTATION DIAGRAM - MEMBRANE MICROFILTRATION SYSTEM EFC-7200-72
57001182-NSP2000-P03-05	0	(WWTS) - PIPING & INSTRUMENTATION DIAGRAM - NEUTRALIZATION SYSTEM NSP-2000
57001182-7180-P03-06	0	(WWTS) - PIPING & INSTRUMENTATION DIAGRAM - SLUDGE THICKENERS 50-7180-3
57001182-301000-P03-07	0	(WWTS) - PIPING & INSTRUMENTATION DIAGRAM - FILTER PRESS JP-30-1000
57001182-PCP3000-P03-08	0	(WWTS) - PIPING & INSTRUMENTATION DIAGRAM - POWDERED CHEMICAL MAKE-UP SYSTEM PCP-3000
57001182-PSL3000-P03-09	0	(WWTS) - PIPING & INSTRUMENTATION DIAGRAM - LIME SLURRY TANK PSL-3000
57001182-AIRWATER-P03-10	0	(WWTS) - PIPING & INSTRUMENTATION DIAGRAM - AIR AND WATER SYSTEMS

STATE OF NEW JERSEY
ANTONIO J DOVALE JR
GE027359
LICENSED
PROFESSIONAL ENGINEER

9/17/04

STD: 0302-22X34D | INTL REF: | BAR = 1" AT PLOT SCALE

REV	DESCRIPTION	DATE	DWN	CHKD	APVD	ECN
0	CONSTRUCTION ISSUE	9/14/04	WALLS			

COMPANY CONFIDENTIAL
THIS DOCUMENT AND ALL INFORMATION CONTAINED HEREIN ARE THE PROPERTY OF THE USFILTER AND/OR ITS AFFILIATES ("USF"). THE DESIGN CONCEPTS AND INFORMATION CONTAINED HEREIN ARE PROPRIETARY TO USF AND ARE SUBMITTED IN CONFIDENCE. THEY ARE NOT TRANSFERABLE AND MUST BE USED ONLY FOR THE PURPOSE FOR WHICH THE DOCUMENT IS EXPRESSLY LOANED. THEY MUST NOT BE DISCLOSED, REPRODUCED, LOANED OR USED IN ANY OTHER MANNER WITHOUT THE EXPRESS WRITTEN CONSENT OF USF. IN NO EVENT SHALL THEY BE USED IN ANY MANNER DETRIMENTAL TO THE INTEREST OF USF. ALL PATENT RIGHTS ARE RESERVED. UPON THE DEMAND OF USF, THIS DOCUMENT, ALONG WITH ALL COPIES AND EXTRACTS, AND ALL RELATED NOTES AND ANALYSES, MUST BE RETURNED TO USF OR DESTROYED, AS INSTRUCTED BY USF. ACCEPTANCE OF THE DELIVERY OF THIS DOCUMENT CONSTITUTES AGREEMENT TO THESE TERMS AND CONDITIONS.

DESIGNER	WALLS
DATE	8/17/04
CHECKER	
DATE	
ENGINEER	
DATE	
MANAGER	
DATE	
FILE:	57001182-GEN-C01-010.DWG
SCALE:	NONE

TITLE: WASTEWATER TREATMENT SYSTEM
COVER SHEET

CLIENT: HONEYWELL SA 7 WASTETREATMENT PLANT
JERSEY CITY, NEW JERSEY

USFilter
INDUSTRIAL WASTEWATER SYSTEMS
WARRENDALE, PA
TEL: 1-866-525-0621

PROJECT	CODE	DRAWING	SHEET	REV
57001182	GEN	C01	01 OF 01	0

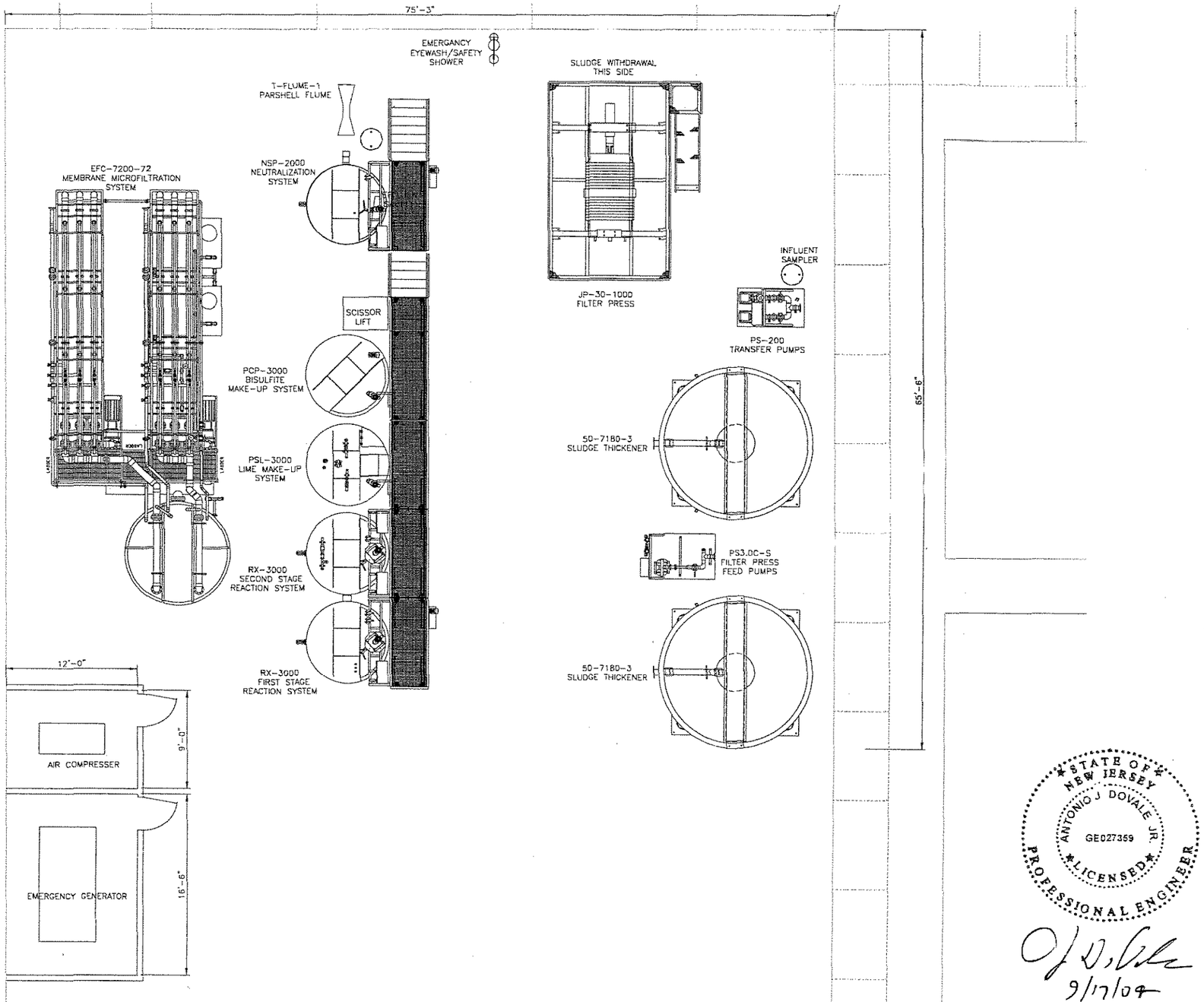

STATE OF NEW JERSEY
ANTONIO J DOVALE JR.
GE027359
LICENSED
PROFESSIONAL ENGINEER

9/17/04

REV	DESCRIPTION	DATE	DWN	CHKD	APVD	ECN
0	CONSTRUCTION ISSUE	9/14/04	WALLS			

COMPANY CONFIDENTIAL
THIS DOCUMENT AND ALL INFORMATION CONTAINED HEREIN ARE THE PROPERTY OF THE USFILTER AND/OR ITS AFFILIATES ("USF"). THE DESIGN CONCEPTS AND INFORMATION CONTAINED HEREIN ARE PROPRIETARY TO USF AND ARE SUBMITTED IN CONFIDENCE. THEY ARE NOT TRANSFERABLE AND MUST BE USED ONLY FOR THE PURPOSE FOR WHICH THE DOCUMENT IS EXPRESSLY LOANED. THEY MUST NOT BE DISCLOSED, REPRODUCED, LOANED OR USED IN ANY OTHER MANNER WITHOUT THE EXPRESS WRITTEN CONSENT OF USF. IN NO EVENT SHALL THEY BE USED IN ANY MANNER DETRIMENTAL TO THE INTEREST OF USF. ALL PATENT RIGHTS ARE RESERVED. UPON THE DEMAND OF USF, THIS DOCUMENT, ALONG WITH ALL COPIES AND EXTRACTS, AND ALL RELATED NOTES AND ANALYSES, MUST BE RETURNED TO USF OR DESTROYED, AS INSTRUCTED BY USF. ACCEPTANCE OF THE DELIVERY OF THIS DOCUMENT CONSTITUTES AGREEMENT TO THESE TERMS AND CONDITIONS.

DESIGNER	WALLS
DATE	7/26/04
CHECKER	
DATE	
ENGINEER	
DATE	
MANAGER	
DATE	
FILE:	57001182-GEN-L02-010.DWG
SCALE:	3/16" = 1'-0"

TITLE: WASTEWATER TREATMENT SYSTEM EQUIPMENT ARRANGEMENT

CLIENT: HONEYWELL-SA 7 WASTETREATMENT PLANT JERSEY CITY, NEW JERSEY

USFilter — INDUSTRIAL WASTEWATER SYSTEMS, WARRENDALE, PA, TEL: 1-866-525-0621

PROJECT	CODE	DRAWING	SHEET	REV
57001182	GEN	L02	01 OF 01	0

STD: 0302-22X34D | INTL REF: | BAR = 1" AT PLOT SCALE

FLOWS AND LINES

CONT = INSTALLING CONTRACTOR

- NEW MAIN FLOW (BY USFILTER)
- EXISTING MAIN FLOW (BY CONT)
- FUTURE MAIN FLOW (ICP BY USFILTER)
- NEW SECONDARY FLOW (BY USFILTER)
- EXISTING SECONDARY FLOW (BY CONT)
- FUTURE MAIN FLOW (ICP BY USFILTER)
- MATERIAL SPECIFICATION CHANGE (CS – SS)

( ) AVERAGE FLOW [ ] PEAK FLOW

ABBREVIATIONS

A TO C	–	AIR TO CLOSE
A TO O	–	AIR TO OPEN
AVG	–	AVERAGE
B/EL	–	BOTTOM ELEVATION
CL	–	CENTER LINE
CFM	–	CUBIC FEET PER MINUTE
CW	–	CITY WATER (POTABLE)
DIA	–	DIAMETER
DWG	–	DRAWING
EL	–	ELEVATION
F.C.	–	FAIL CLOSED
F.O.	–	FAIL OPEN
FRL	–	FILTER\REGULATOR\LUBRICATOR
GAL	–	GALLONS
GPD	–	GALLONS PER DAY
GPH	–	GALLONS PER HOUR
GPM	–	GALLONS PER MINUTE
HB	–	HOSE BIB
HG	–	INCHES OF MERCURY
HI	–	HIGH
HOA	–	HAND/OFF/AUTO
HP	–	HORSEPOWER
IA	–	INSTRUMENT AIR
ID	–	INSIDE DIAMETER
INV	–	INVERT
LO	–	LOW
MH	–	MANHOLE
MW	–	MANWAY
N.C.	–	NORMALLY CLOSED
N.O.	–	NORMALLY OPEN
OAL	–	OVERALL LENGTH
O.D.	–	OUTSIDE DIAMETER
OO	–	ON/OFF
PA	–	PLANT AIR
PSIG	–	POUNDS PER SQUARE INCH – GAUGE
PW	–	PLANT WATER
RED	–	REDUCER
RPM	–	REVOLUTIONS PER MINUTE
SCFM	–	STANDARD CUBIC FEET PER MINUTE
SCH	–	SCHEDULE
SG	–	SPECIFIC GRAVITY
SP	–	SETPOINT
SSH	–	STRAIGHT SIDE HEIGHT
STD	–	STANDARD
ST/SP	–	START/STOP
SW	–	SEAL WATER
SWD	–	SIDE WATER DEPTH
TDH	–	TOTAL DYNAMIC HEAD(FT OF FLUID)
T/EL	–	TOP ELEVATION
TYP	–	TYPICAL
VAC	–	VACUUM
VSD	–	VARIABLE SPEED DRIVE
WC	–	WATER COLUMN
WD	–	WATER DEPTH
WL	–	WATER LEVEL
WV	–	WORKING VOLUME (DOES NOT INCLUDE FREEBOARD OR HEEL)

VALVE SYMBOLS

- ANGLE
- BALL
- BUTTERFLY
- CHECK
- DIAPHRAGM
- GATE
- GLOBE
- KNIFE
- NEEDLE
- PINCH
- PLUG
- PRESSURE REDUCING
- RELIEF
- SQUEEZE
- THREE WAY
- FOUR WAY
- VACUUM BREAKER
- AIR RELEASE
- HOSE BIBB
- INTEGRAL BLOCK & BLEED

ACTUATORS

- CYLINDER
- DIAPHRAGM–SPRING
- ELECTRO HYDRAULIC
- ELECTRO PNEUMATIC
- MOTOR
- SOLENOID
- POSITIONER * – TYPE



9/17/04

PIPING AND TUBING MATERIALS

ABS	–	ACRYLONITRILE BUTADIENE STYRENE TRUSS PIPE
ALM	–	ALUMINUM PIPE OR TUBING
ARP	–	ALUMINUM REINFORCED PLASTIC PIPE
BL	–	BLACK IRON PIPE
BPT	–	BRAIDED PLASTIC TUBING–PVC
CI	–	CAST IRON PIPE
CISP	–	CAST IRON SOIL PIPE
CMCP	–	CORRUGATED METAL CULVERT PIPE
CMH	–	CHEMICAL HOSE
CMP	–	CORRUGATED METAL PIPE
COP	–	COPPER PIPE
CPVC	–	CHLORINATED POLYVINYL CHLORIDE PIPE
CS	–	CARBON STEEL PIPE
DI	–	DUCTILE CAST IRON PIPE
ERP	–	EPOXY RESIN PIPE
FRP	–	FIBERGLASS REINFORCED PLASTIC PIPE
GS	–	GALVANIZED STEEL PIPE
HOSE	–	FLEXIBLE HOSE
HSI	–	HIGH SILICON IRON PIPE
KLS	–	PVDF LINED STEEL PIPE (KYNAR ® LINED TYPICAL)
KYN	–	PVDF (KYNAR ® TYPICAL)
MI	–	CARBON STEEL PIPE W/MALLEABLE IRON FITTINGS
NEO	–	NEOPRENE HOSE
NI	–	NICKEL ALLOY PIPE
NLS	–	NEOPRENE LINED STEEL PIPE
PEP	–	POLYETHYLENE PIPE
PETB	–	POLYETHYLENE TUBING
PLS	–	POLYPROPYLENE LINED STEEL PIPE
POP	–	POLYPROPYLENE PIPE
PRP	–	PHENOLIC RESIN PIPE
PVC	–	POLYVINYL CHLORIDE PIPE
PVC HOSE	–	POLYVINYL CHLORIDE HOSE
PVDF	–	POLYVINYLIDENE FLUORIDE PIPE
RBR	–	RUBBER HOSE
RCCP	–	REINFORCED CONCRETE CULVERT PIPE
RCP	–	REINFORCED CONCRETE PIPE
SAR	–	SARAN TUBING
SLH	–	SLUDGE HOSE
SLS	–	SARAN LINED STEEL PIPE
SS	–	STAINLESS STEEL PIPE OR TUBING
TEF	–	TEFLON TUBING
TI	–	TITANIUM ALLOY PIPE
TLS	–	TEFLON LINED STEEL PIPE
TYB	–	TYGON ® TUBING–BRAIDED
TYG	–	TYGON ® TUBING–UNBRAIDED

INSTRUMENTATION AND RELATED ITEMS

- CAPILLARY TUBING
- ELECTRICAL
- HYDRAULIC
- PNEUMATIC
- DATA LINK
- FLUME
- MAGNETIC FLOW METER
- ROTAMETER
- SONIC FLOW METER
- TURBINE FLOW METER
- VENTURI
- WEIR
- VORTEX SENSOR

INSTRUMENT SYMBOLS

	PRIMARY LOCATION ***NORMALLY ACCESSIBLE TO OPERATOR	FIELD MOUNTED	AUXILIARY LOCATION ***NORMALLY INACCESSIBLE TO OPERATOR
DISCRETE INSTRUMENTS	1 * IP1**	2	3
SHARED DISPLAY, SHARED CONTROL	4	5	6
COMPUTER FUNCTION	7	8	9
PROGRAMMABLE LOGIC CONTROL	10	11	12

* SYMBOL SIZE MAY VARY ACCORDING TO THE USER'S NEEDS AND THE TYPE OF DOCUMENT. A SUGGESTED SQUARE AND CIRCLE SIZE FOR LARGE DIAGRAMS IS SHOWN ABOVE. CONSISTENCY IS RECOMMENDED.

** ABBREVIATIONS OF THE USER'S CHOICE SUCH AS IP1 (INSTRUMENT PANEL #1), IC2 (INSTRUMENT CONSOLE #2), CC3 (COMPUTER CONSOLE #3), ETC., MAY BE USED WHEN IT IS NECESSARY TO SPECIFY INSTRUMENT OR FUNCTION LOCATION.

*** NORMALLY INACCESSIBLE OR BEHIND–THE–PANEL DEVICES OR FUNCTIONS MAY BE DEPICTED BY USING THE SAME SYMBOL BUT WITH DASHED HORIZONTAL BARS, I.E.

PIPING ACCESSORIES

- DIAPHRAGM SEAL
- DRESSER COUPLING
- EJECTOR/EDUCTOR
- EXPANSION JOINT
- FLANGED CONNECTION
- FLEXIBLE HOSE
- HOSE CONNECTION
- INSULATION
- INSULATED PIPE WITH ELECTRIC HEAT TRACE (E)
- INSULATED PIPE WITH STEAM HEAT TRACE (S)
- PIPE TO TUBING ADAPTER
- PULSATION DAMPENER
- QUICK DISCONNECT
- CONCENTRIC REDUCER
- ECCENTRIC REDUCER
- RUPTURE DISK
- SIGHT FLOW INDICATOR
- STRAINER
- UNION
- STEAM TRAP
- AIR FILTER
- AIR LUBRICATOR
- AIR REGULATOR
- COMB. AIR FILTER/ REGULATOR W/GAUGE
- FLOW ORIFICE
- SIGHT FLOW STRAINER
- SPECTACLE BLIND (OPEN)
- SPECTACLE BLIND (CLOSE)
- PIGTAIL SIPHON

ISA INSTRUMENT IDENTIFICATION TABLE

	FIRST LETTER		SUCCEEDING LETTERS	
	PROCESS VARIABLE	MODIFIER (IF NEEDED)	READOUT OR COMPUTER FUNCTION	MODIFIER (IF NEEDED)
A	ANALYSIS		ALARM	
B	BURNER, COMBUSTION		USER'S CHOICE	USER'S CHOICE
C	USER'S CHOICE		CONTROL	
D	USER'S CHOICE	DIFFERENTIAL		
E	VOLTAGE		SENSOR (PRIMARY ELEMENT)	
F	FLOW RATE	RATIO (FRACTION)		
G	USER'S CHOICE		GLASS, VIEWING DEVICE	
H	HAND			HIGH
I	CURRENT (ELECTRICAL)		INDICATE	
J	POWER	SCAN		
K	TIME, TIME SCHEDULE	TIME RATE OF CHANGE	CONTROL STATION	
L	LEVEL		LIGHT	LOW
M	USER'S CHOICE	MOMENTARY		MIDDLE, INTERMEDIATE
N	USER'S CHOICE		USER'S CHOICE	USER'S CHOICE
O	USER'S CHOICE		ORIFICE (RESTRICTION)	
P	PRESSURE, VACUUM		POINT (TEST CONNECTION)	
Q	QUANTITY	INTEGRATE, TOTALIZE		
R	RADIATION		RECORD	
S	SPEED, FREQUENCY	SAFETY	SWITCH	
T	TEMPERATURE		TRANSMIT	
U	MULTIVARIABLE		MULTIFUNCTION	MULTIFUNCTION
V	VIBRATION, MECH. ANALYSIS		VALVE, DAMPER, LOUVER	
W	WEIGHT, FORCE		WELL	
X	UNCLASSIFIED	X–AXIS	UNCLASSIFIED	UNCLASSIFIED
Y	EVENT, STATE OR PRESENCE	Y–AXIS	RELAY, COMPUTE, CONVERT	
Z	POSITION, DIMENSION	Z–AXIS	DRIVER, ACTUATOR, UNCLASSIFIED FINAL CONTROL ELEMENT	

LEGEND BASED ON ISA STANDARD S 5.1

INSTRUMENT TAG NUMBERS

TIC 1003 – INSTRUMENTATION IDENTIFICATION OR TAG NUMBER
1003 – LOOP NUMBER
TIC – FUNCTIONAL IDENTIFICATION
NOTE: HYPHENS ARE OPTIONAL AS SEPARATORS

ELECTRICAL AND RELATED ITEMS

- SELECTOR SWITCHES (S)
- VFD – VARIABLE FREQUENCY DRIVE
- EM – EMERGENCY POWER
- INTERLOCK (I)
- PILOT LIGHT

LINE NUMBER IDENTIFICATION

1"–P–11D–CS–I

- I – INSULATION
- CS – MATERIAL CLASS
- 11D – LINE NUMBER
- P – FLUID SERVICE DESIGNATION
- 1" – LINE SIZE

LINE CONTINUATIONS

- INDICATES A LINE GOING TO OR COMING FROM BATTERY LIMITS (CONTRACT LIMITS)
- 5 / A 2 – INDICATES CONTINUATION OF LINE IS ON SHEET NUMBER 5 (SAME DRAWING NUMBER) IN ZONE A 2
- SHT 5 – INDICATES CONTINUATION OF A SIGNAL IS ON SHEET NUMBER 5

EQUIPMENT TAG NUMBERS

MXXXX	AGITATORS, AERATORS
BXXXX	AIR HANDLING–BLOWERS, COMPRESSORS, DRYERS
RXXXX	CLARIFIERS, THICKENERS, SEPARATORS
FXXXX	FILTERS–VACUUM, PRESSURE, CENTRIFUGES
PXXXX	PUMPS
TXXXX	TANKS
EXXXX	HEAT EXCHANGER
IXXXXX	SOFTENERS, DEMINERALIZERS
ROXXXX	REVERSE OSMOSIS UNITS
SGXXXX	STEAM GENERATORS

VALVE & ACCESSORY TAG

VXXXX	VALVE
EJXXXX	EXPANSION JOINT
HXXXX	HOSE
FXXXX	FILTER
SXXXX	STRAINER
SBXXXX	SPECTACLE BLIND
STXXXX	STEAM TRAP

REV	DESCRIPTION	DATE	DWN	CHKD	APVD	ECN
D	CONSTRUCTION ISSUE	9/14/04	WALLS			

COMPANY CONFIDENTIAL
THIS DOCUMENT AND ALL INFORMATION CONTAINED HEREIN ARE THE PROPERTY OF THE USFILTER AND/OR ITS AFFILIATES ("USF"). THE DESIGN CONCEPTS AND INFORMATION CONTAINED HEREIN ARE PROPRIETARY TO USF AND ARE SUBMITTED IN CONFIDENCE. THEY ARE NOT TRANSFERABLE AND MUST BE USED ONLY FOR THE PURPOSE FOR WHICH THE DOCUMENT IS EXPRESSLY LOANED. THEY MUST NOT BE DISCLOSED, REPRODUCED, LOANED OR USED IN ANY OTHER MANNER WITHOUT THE EXPRESS WRITTEN CONSENT OF USF. IN NO EVENT SHALL THEY BE USED IN ANY MANNER DETRIMENTAL TO THE INTEREST OF USF. ALL PATENT RIGHTS ARE RESERVED. UPON THE DEMAND OF USF, THIS DOCUMENT, ALONG WITH ALL COPIES AND EXTRACTS, AND ALL RELATED NOTES AND ANALYSES, MUST BE RETURNED TO USF OR DESTROYED, AS INSTRUCTED BY USF. ACCEPTANCE OF THE DELIVERY OF THIS DOCUMENT CONSTITUTES AGREEMENT TO THESE TERMS AND CONDITIONS.

DESIGNER	DATE
WALLS	3/27/04
CHECKER	DATE
ENGINEER	DATE
MANAGER	DATE
FILE: 57001182–PRO–P01–010.DWG	
SCALE: NONE	

TITLE: WASTEWATER TREATMENT SYSTEM PIPING & INSTRUMENTATION LEGEND SYMBOLS

CLIENT: HONEYWELL SA 7 WASTETREATMENT PLANT JERSEY CITY, NEW JERSEY

USFilter — INDUSTRIAL WASTEWATER SYSTEMS, WARRENDALE, PA, TEL: 1–866–525–0621

PROJECT	CODE	DRAWING	SHEET	REV
57001182	PRO	P01	01 OF 02	0

STD: 0302–22X34D | INTL REF: | BAR = 1" AT PLOT SCALE

PUMPS

- CENTRIFUGAL PUMP
- DOUBLE SUCTION CENTRIFUGAL PUMP
- VERTICAL TURBINE
- AIR OPERATED DOUBLE DIAPHRAGM
- METERING PUMP
- GEAR PUMP
- SUBMERSIBLE PUMP
- SUMP PUMP
- SUBMERSIBLE WELL PUMP
- PROGRESSIVE CAVITY PUMP
- AIR OPERATED SINGLE DIAPHRAGM
- DRUM PUMP
- SCREW PUMP
- COMPRESSER/VACCUM

TANKS AND ACCESSORIES

- HORIZONTAL TANK
- VERTICAL TANK – CLOSED
- CONICAL BOTTOM TANK – CLOSED
- VERTICAL TANK – OPEN
- CONICAL BOTTOM TANK – OPEN
- ELEVATED TANK
- SPLITTER BOX
- AGITATOR (PROPELLER)
- AGITATOR (TURBINE)
- AERATOR W/SPARGE RING

- HEAT EXCHANGER
- COOLING TOWER
- SCREW CONVEYOR
- BELT CONVEYOR
- DRUM
- CHLORINATOR/ EVAPORATOR
- OIL SKIMMER
- BAG FEEDER
- AIR DRYER
- AIR COMPRESSOR
- SAMPLER

MISCELLANEOUS EQUIPMENT

- BELT SKIMMER
- POLYMER FEED (MIXER, PUMP)
- INCLINED PLATE SEPARATOR
- CLARIFIER
- SOLIDS CONTACT CLARIFIER
- FLOCCULATING CLARIFIER
- FILTER PRESS
- ROTARY VACUUM FILTER
- CENTRIFUGE
- BELT FILTER PRESS
- PRESSURE FILTER
- UV UNIT
- DESICCANT BREATHER

BLOWERS

- CENTRIFUGAL BLOWER
- ROTARY BLOWER

EQUIPMENT TEXT

I
TANK ID

DIA: X'–X"ID X X'–X"H
TOTAL CAP: XXX GALLON
OPR CAP: XXX GALLON
MATL:
INSULATION:

EQUIPTMENT ID

SIZE:
TOTAL CAP:
OPR CAP:
MATL:
INSULATION:

P
POLYMER ID

DESIGN: xx GPM@ xx' TDH
SP GR =
NEAT: xx GPH
DILUTE: xx GPH
MATL:

P
CENTRIFUGAL ID

DESIGN: xx GPM@ xx' TDH
DRIVER: xx HP / xx RPM
SP GR =
MATL:

P
AIR DIAPHGRAM ID

DESIGN: xx GPM@ xx' TDH
SP GR =
AIR PRESSURE: xx PSI @ xx SCFM
MATL:

B
BLOWER ID

DESIGN: xx GPM@ xx' TDH
DRIVER: xx HP / xx RPM

M
MIXER ID

IMPELLER: XX"DIA/XX RPM
DRIVER: XX HP/XX RPM
SP GR =
MATL:

STATE OF NEW JERSEY
ANTONIO J DOVALE JR
GE027359
LICENSED
PROFESSIONAL ENGINEER

9/17/04

REV	DESCRIPTION	DATE	DWN	CHKD	APVD	ECN
D	CONSTRUCTION ISSUE	9/14/04	WALLS			

COMPANY CONFIDENTIAL
THIS DOCUMENT AND ALL INFORMATION CONTAINED HEREIN ARE THE PROPERTY OF THE USFILTER AND/OR ITS AFFILIATES ("USF"). THE DESIGN CONCEPTS AND INFORMATION CONTAINED HEREIN ARE PROPRIETARY TO USF AND ARE SUBMITTED IN CONFIDENCE. THEY ARE NOT TRANSFERABLE AND MUST BE USED ONLY FOR THE PURPOSE FOR WHICH THE DOCUMENT IS EXPRESSLY LOANED. THEY MUST NOT BE DISCLOSED, REPRODUCED, LOANED OR USED IN ANY OTHER MANNER WITHOUT THE EXPRESS WRITTEN CONSENT OF USF. IN NO EVENT SHALL THEY BE USED IN ANY MANNER DETRIMENTAL TO THE INTEREST OF USF. ALL PATENT RIGHTS ARE RESERVED. UPON THE DEMAND OF USF, THIS DOCUMENT, ALONG WITH ALL COPIES AND EXTRACTS, AND ALL RELATED NOTES AND ANALYSES, MUST BE RETURNED TO USF OR DESTROYED, AS INSTRUCTED BY USF. ACCEPTANCE OF THE DELIVERY OF THIS DOCUMENT CONSTITUTES AGREEMENT TO THESE TERMS AND CONDITIONS.

DESIGNER	WALLS
DATE	3/27/04
CHECKER	
DATE	
ENGINEER	
DATE	
MANAGER	
DATE	
FILE:	57001182-PRO-P01-020.DWG
SCALE:	NONE

TITLE: WASTEWATER TREATMENT SYSTEM
PIPING & INSTRUMENTATION LEGEND
EQUIPMENT

CLIENT: HONEYWELL SA 7 WASTETREATMENT PLANT
JERSEY CITY, NEW JERSEY

USFilter — INDUSTRIAL WASTEWATER SYSTEMS
WARRENDALE, PA
TEL: 1-800-525-0658

PROJECT	CODE	DRAWING	SHEET	REV
57001182	PRO	P01	02 OF 02	0

STD: 0302-22X34D | INTL REF: | BAR = 1" AT PLOT SCALE

9/17/04

STATE OF NEW JERSEY
ANTONIO J DOVALE JR.
GE027359
LICENSED
PROFESSIONAL ENGINEER

FROM SLUDGE THICKENER 50-7180-3-2 (OVERFLOW) (SH. 06)
3"-718002-PVC SLOPE 1/8" PER 1'-0" (GRAVITY)

FROM SLUDGE THICKENER 50-7180-3-1 (OVERFLOW) (SH. 06)
3"-718012-PVC SLOPE 1/8" PER 1'-0" (GRAVITY)

FROM FILTER PRESS JP-30-1000 (FILTRATE) (SH. 07)
2"-FP01-PVC

4"-718022-PVC

6"-EQ03-PVC
V-EQ-03

MODUTANKS FOR EQUALIZATION
(7) 40' L x 40' W x 6' H

LC EQ-1-A
LSH EQ-1-A KARI 2H
PUMP ON
PUMP OFF

4"-EQ01-PVC
V-EQ-01

2"-EQ02-PVC
V-EQ03-02
DRAIN BY HONEYWELL

BY USFILTER
BY INSTALLING CONTRACTOR
3/8"-PVC HOSE
SAMP-1

NOTE:
FLOW INDICATOR SUPPLIED BY USFILTER FIELD INSTALLED PER INSTRUMENT REQUIRMENTS

FI P-PS-1
FE P-PS-1
4"-PS20003-PVC
TO 1ST STAGE REACTION TANK T-RX3000-1 (SH. 02)

00000000

AAHL RX-1-A
AAHL RX-1-B
AAHL RX-2-A
LC EFC-1-B

V-PS200-06
PI P-PS-2
V-PS200-07
1/4"-PS20005-PVC
V-PS200-05
4"-PS20003-PVC
V-PS200-08
4"-PS20006-PVC
SAMPLE PORT
1/4"-PS20005-PVC

HS P-PS200-1 HOA
YL P-PS200-1
YC P-PS200-1
HS P-PS200-2 HOA
YL P-PS200-2
YC P-PS200-2

4"-PS20004-PVC
V-PS200-03
V-PS200-04
P-PS200-1
P-PS200-2
V-PS200-01
V-PS200-02
4"-PS20001-PVC
4"-PS20002-PVC

SKID LIMITS

SAMP-1
24 BOTTLE SAMPLER
MODEL: VST3D1AC7B1
ELEC: 110/220 VAC

P-PS2D0-1
INFLUENT
TRANSFER PUMP
DESIGN: 200 GPM@ 50' TDH
DRIVER: 5 HP/3450 RPM
ELEC: 460V/3/60HZ
MATL: POLYESTER

P-PS200-1
INFLUENT
TRANSFER PUMP
DESIGN: 200 GPM@ 50' TDH
DRIVER: 5 HP/3450 RPM
ELEC: 460V/3/60HZ
MATL: POLYESTER

REV	DESCRIPTION	DATE	DWN	CHKD	APVD
0	STANDARD	2/19/04	WALLS		

STANDARD DRAWING REVISION BLOCK

STD: 1-0200-22X34D

INTL REF:

BAR = 1" AT PLOT SCALE

REV	DESCRIPTION	DATE	DWN	CHKD	APVD	ECN
0	CONSTRUCTION ISSUE	9/14/04	WALLS			

COMPANY CONFIDENTIAL
THIS DOCUMENT AND ALL INFORMATION CONTAINED HEREIN ARE THE PROPERTY OF THE USFILTER AND/OR ITS AFFILIATES ("USF"). THE DESIGN CONCEPTS AND INFORMATION CONTAINED HEREIN ARE PROPRIETARY TO USF AND ARE SUBMITTED IN CONFIDENCE. THEY ARE NOT TRANSFERABLE AND MUST BE USED ONLY FOR THE PURPOSE FOR WHICH THE DOCUMENT IS EXPRESSLY LOANED. THEY MUST NOT BE DISCLOSED, REPRODUCED, LOANED OR USED IN ANY OTHER MANNER WITHOUT THE EXPRESS WRITTEN CONSENT OF USF. IN NO EVENT SHALL THEY BE USED IN ANY MANNER DETRIMENTAL TO THE INTEREST OF USF. ALL PATENT RIGHTS ARE RESERVED. UPON THE DEMAND OF USF, THIS DOCUMENT, ALONG WITH ALL COPIES AND EXTRACTS, AND ALL RELATED NOTES, AND ANALYSES, MUST BE RETURNED TO USF OR DESTROYED, AS INSTRUCTED BY USF. ACCEPTANCE OF THE DELIVERY OF THIS DOCUMENT CONSTITUTES AGREEMENT TO THESE TERMS AND CONDITIONS.

	DATE
DESIGNER WALLS	2/19/04
CHECKER	
ENGINEER	
MANAGER	

FILE: 57001182-PS200D-P03-010.DWG
SCALE: NONE

TITLE: WASTEWATER TREATMENT SYSTEM
PIPING & INSTRUMENTATION DIAGRAM
DUPLEX PUMP SKID PS200-D

CLIENT: HONEYWELL SA 7 WASTETREATMENT PLANT
JERSEY CITY, NEW JERSEY

USFilter — INDUSTRIAL WASTEWATER SYSTEMS
WARRENDALE, PA
TEL: 1-866-525-0621

PROJECT	CODE	DRAWING	SHEET	REV
57001182	PS200D	P03	01 OF 10	0

T-RX3000-1
1ST STAGE REACTION
TANK RX-3000
DIA: 84"ID X 120"H
TOTAL CAP: 3,000 GALLON
OPR CAP: 2,875 GALLON
MATL: FRP
INSULATION: N/A

FROM INFLUENT TRANSFER PUMPS P-PS200-1/P-PS200-2 (SH. 01)

4"-PS20003-PVC

FROM POWDERED CHEMICAL MAKE-UP P-PC3000-1 (SODIUM BISULFITE) (SH. 08)

1/2"-PC01-PETB

00000000

HS P-PC-1

P-PS200-1
P-PS200-2

P-PS200-1
P-PS200-2

YI P-RX1-P1
YC P-RX1-P1
HS P-RX1-P1 HOA
LX ONLY
YL P-RX1-P1
HS P-RX1-P1 HOA

1/2"-RX104-PETB
1/2"-RX103-PETB
P-RX1-P1

AI RX-1-A
AAHL RX-1-A pH
AIC RX-1-A H L
AIT RX-1-A pH
AE RX-1-A pH

AI RX-1-B
AAHL RX-1-B ORP
AIC RX-1-B H L
AIT RX-1-B ORP
AE RX-1-B ORP

YI M-RX-1
HS M-RX-1 OO
YL M-RX-1

SLOPE 1/8" PER 1'-0" (GRAVITY)

8"-RX101-PVC

TO 2ND STAGE REACTION TANK T-RX3000-2 (SH. 03)

M-RX3000-1

2"-RX102-PVC
V-RX1-01

T-RX3000-1

(DRUM BY OTHERS)

DRAIN BY HONEYWELL

P-RX1-P1
SULFURIC ACID
FEED PUMP
LMI C141-35T
0-20 GPH @ 25 PSI

M-RX3000-1
1ST STAGE REACTION
MIXER BGM200-233
IMPELLER: (2)20" DIA/ 1.5"DIA x 102"L SHAFT
DRIVER: 2.0 HP/1,200 RPM
ELEC: 460V/3/60HZ
MATL: 316 SS SHAFT/IMPELLER

STATE OF NEW JERSEY
ANTONIO J DOVALE JR
GE027388
LICENSED
PROFESSIONAL ENGINEER

9/17/04

REV	DESCRIPTION	DATE	DWN	CHKD	APVD
0	STANDARD	2/25/04	WALLS		

STANDARD DRAWING REVISION BLOCK
STD: 1-0200-22X34D
INTL REF:
BAR = 1" AT PLOT SCALE

REV	DESCRIPTION	DATE	DWN	CHKD	APVD	ECN
0	CONSTRUCTION ISSUE	9/14/04	WALLS			

COMPANY CONFIDENTIAL
THIS DOCUMENT AND ALL INFORMATION CONTAINED HEREIN ARE THE PROPERTY OF THE USFILTER AND/OR ITS AFFILIATES ("USF"). THE DESIGN CONCEPTS AND INFORMATION CONTAINED HEREIN ARE PROPRIETARY TO USF AND ARE SUBMITTED IN CONFIDENCE. THEY ARE NOT TRANSFERABLE AND MUST BE USED ONLY FOR THE PURPOSE FOR WHICH THE DOCUMENT IS EXPRESSLY LOANED. THEY MUST NOT BE DISCLOSED, REPRODUCED, LOANED OR USED IN ANY OTHER MANNER WITHOUT THE EXPRESS WRITTEN CONSENT OF USF. IN NO EVENT SHALL THEY BE USED IN ANY MANNER DETRIMENTAL TO THE INTEREST OF USF. ALL PATENT RIGHTS ARE RESERVED. UPON THE DEMAND OF USF, THIS DOCUMENT, ALONG WITH ALL COPIES AND EXTRACTS, AND ALL RELATED NOTES AND ANALYSES, MUST BE RETURNED TO USF OR DESTROYED, AS INSTRUCTED BY USF. ACCEPTANCE OF THE DELIVERY OF THIS DOCUMENT CONSTITUTES AGREEMENT TO THESE TERMS AND CONDITIONS.

	DATE
DESIGNER WALLS	2/25/04
CHECKER	DATE
ENGINEER	DATE
MANAGER	DATE

FILE: 57001182-RX3000-P03-020.DWG
SCALE: NONE

TITLE WASTEWATER TREATMENT SYSTEM
PIPING & INSTRUMENTATION DIAGRAM
1ST STAGE REACTION TANK RX-3000

CLIENT HONEYWELL SA 7 WASTETREATMENT PLANT
JERSEY CITY, NEW JERSEY

USFilter
INDUSTRIAL WASTEWATER SYSTEMS
WARRENDALE, PA
TEL: 1-866-525-0621

PROJECT	CODE	DRAWING	SHEET	REV
57001182	RX3000	P03	02 OF 10	0

T-RX3000-2
2ND STAGE REACTION
TANK RX-3000
DIA: 84"ID X 120"H
TOTAL CAP: 3,000 GALLON
OPR CAP: 2,875 GALLON
MATL: FRP
INSULATION: N/A

00000000

FROM LIME SLURRY FEED PUMP P-PSL3000-1 (SH. 09)

1 1/2"-PSL02-PVC

DETAIL PSL SEE SH. 09 C3

P-PS200-1
P-PS200-2

AI RX-2-A
AAHL RX-2-A pH
HS PSL-1
AIC RX-2-A H L
AIT RX-2-A pH
AE RX-2-A pH

YI M-RX-2
HS M-RX-2
YL M-RX-2

1"-PS103-PVC

RECIRCULATION RETURN TO LIME SYSTEM PSL-3000 (SH. 09)

FROM 1ST STAGE REACTION TANK T-RX3000-1 (SH.)

8"-RX101-PVC

SLOPE 1/8" PER 1'-0" (GRAVITY)

SLOPE 1/8" PER 1'-0" (GRAVITY)

8"-RX201-PVC

TO CONCENTRATION TANK T-EFC7200-1 (SH. 04)

M-RX3000-2

T-RX3000-2

2"-RX202-PVC

V-RX2-01

DRAIN BY HONEYWELL

M-RX3000-2
2ND STAGE REACTION
MIXER BGM200-233
IMPELLER: (2)20" DIA/ 1.5"DIA x 102"L SHAFT
DRIVER: 2.0 HP/1,200 RPM
ELEC: 460V/3/60HZ
MATL: 316 SS SHAFT/IMPELLER

STATE OF NEW JERSEY
ANTONIO J DOVALE JR.
GE027359
LICENSED PROFESSIONAL ENGINEER

9/17/04

REV	DESCRIPTION	DATE	DWN	CHKD	APVD
0	STANDARD	2/25/04	WALLS		

STANDARD DRAWING REVISION BLOCK

STD: 1-0200-22X34D

INTL REF:

BAR = 1" AT PLOT SCALE

REV	DESCRIPTION	DATE	DWN	CHKD	APVD	ECN
D	CONSTRUCTION ISSUE	9/14/04	WALLS			

COMPANY CONFIDENTIAL
THIS DOCUMENT AND ALL INFORMATION CONTAINED HEREIN ARE THE PROPERTY OF THE USFILTER AND/OR ITS AFFILIATES ("USF"). THE DESIGN CONCEPTS AND INFORMATION CONTAINED HEREIN ARE PROPRIETARY TO USF AND ARE SUBMITTED IN CONFIDENCE. THEY ARE NOT TRANSFERABLE AND MUST BE USED ONLY FOR THE PURPOSE FOR WHICH THE DOCUMENT IS EXPRESSLY LOANED. THEY MUST NOT BE DISCLOSED, REPRODUCED, LOANED OR USED IN ANY OTHER MANNER WITHOUT THE EXPRESS WRITTEN CONSENT OF USF. IN NO EVENT SHALL THEY BE USED IN ANY MANNER DETRIMENTAL TO THE INTEREST OF USF. ALL PATENT RIGHTS ARE RESERVED. UPON THE DEMAND OF USF, THIS DOCUMENT, ALONG WITH ALL COPIES AND EXTRACTS, AND ALL RELATED NOTES AND ANALYSES, MUST BE RETURNED TO USF OR DESTROYED, AS INSTRUCTED BY USF. ACCEPTANCE OF THE DELIVERY OF THIS DOCUMENT CONSTITUTES AGREEMENT TO THESE TERMS AND CONDITIONS.

	DATE
DESIGNER WALLS	2/25/04
CHECKER	
ENGINEER	
MANAGER	

FILE: 57001182-RX3000-P03-030.DWG
SCALE: NONE

TITLE WASTEWATER TREATMENT SYSTEM
PIPING & INSTRUMENTATION DIAGRAM
2ND STAGE REACTION TANK RX-3000

CLIENT HONEYWELL SA 7 WASTETREATMENT PLANT
JERSEY CITY, NEW JERSEY

USFilter
INDUSTRIAL WASTEWATER SYSTEMS
WARRENDALE, PA
TEL: 1-866-525-0621

PROJECT	CODE	DRAWING	SHEET	REV
57001182	RX3000	P03	03 OF 10	0

T-EFC7200-1
CONCENTRATION
TANK
DIA: 108"ID X 108"H
TOTAL CAP: 4,000 GALLON
OPR CAP: VARIABLE
MATL: FRP
INSULATION: NONE

EFC-7200-72
MEMBRANE MICROFILTRATION
SYSTEM EFC-7200
72 MODULES
720 TUBES

T-EF7200-1
CLEANING
TANK
DIA: 48"W X 72"L X 36"
TOTAL CAP: 500 GALLON
OPR CAP: VARIABLE
MATL: POLYPROPYLENE
INSULATION: NONE

T-EF7200-2
WATER FLUSH
TANK
DIA: 48"W X 72"L X 36"
TOTAL CAP: 500 GALLON
OPR CAP: VARIABLE
MATL: POLYPROPYLENE
INSULATION: NONE

NOTES:

1. INFORMATION CONTAINED IN THIS BOX IS SKID 1 OF 2.
2. ALL VALVES INSIDE THE BOX CHANGE BETWEEN SKIDS EXAMPLE: 1V-EF72-xx TO 2V-EF72-XX.
3. ALL INSTRUMENTATION INSIDE THIS BOX CHANGE BETWEEN SKIDS EXAMPLE: P-EF-1-A TO P-EF-1-B
4. ALL CONNECTIONSBETWEEN SKIDS ARE "TEE" TYPE CONNECTIONS.

PLANT AIR
1/2" GS
FROM AIR MANIFOLD

BY INSTALLING CONTRACTOR USFILTER

3"-EFC720002-PVC
FILTRATE TO NEUTRALIZATION SYSTEM T-NSP2000-1 (SH. 05) SKID #2

FILTRATE TO NEUTRALIZATION SYSTEM T-NSP2000-1 (SH. 05) SKID #1

3"-EFC720001-PVC

0-60 PSIG

HS P-PS200-1
HS P-PS200-2

(12) 10 TUBE MODULES IN SERIES (TRAIN "A")
(12) 10 TUBE MODULES IN SERIES (TRAIN "B")
(12) 10 TUBE MODULES IN SERIES (TRAIN "C")

VACUUM BREAKER

PUMP OFF
PUMP ON
PUMP ON
PUMP OFF

0-100 PSIG

SET @ 40 PSIG

POWER DRAIN

SAMPLE PORT

FROM 2ND STAGE REACTION TANK T-RX3000-2 (SH. 03)
SLOPE 1/8" PER 1'-0"
8"-RX201-PVC (GRAVITY)

SET @ 100 PSIG

BY INSTALLING CONTRACTOR USFILTER

SLUDGE TO SLUDGE THICKENERS 50-7180-3-1/50-7180-3-2 (SH. 06)

1 1/2-EFC720004-PVC

P-EF7200-3

DRAIN BY HONEYWELL

T-EFC7200-1

P-EF7200-1A
P-EF7200-1B

T-EF7200-1

P-EF7200-2

DRAIN BY HONEYWELL

T-EF7200-2

P-EF7200-3
SLUDGE TRANSFER PUMP
MODEL: ARO 666152-3EB-C
DESIGN: 20 GPM@ 70' TDH
SP GR = 1.1 @ 60°F
AIR PRESSURE: 40 PSI @ 20 SCFM
MATL: CAST IRON

P-EF7200-1A
PROCESS PUMP SKID #1
MODEL: GOULDS 3196MXT 4x6x13
DESIGN: 1,100 GPM@ 111' TDH
DRIVER: 50 HP / 1750 RPM
SP GR = 1.1 @ 60°F
MATL: 316 SS

P-EF7200-1B
PROCESS PUMP SKID #2
MODEL: GOULDS 3196MXT 4x6x13
DESIGN: 1,100 GPM@ 111' TDH
DRIVER: 50 HP / 1750 RPM
SP GR = 1.1 @ 60°F
MATL: 316 SS

P-EF7200-2
CLEANING PUMP
MODEL: 666173-344-C
DESIGN: 40 GPM@ 80' TDH
SP GR = 1.1 @ 60°F
AIR PRESSURE: 70-90 PSI @ SCFM
MATL: POLYPROPYLENE

NON-POTABLE PLANT WATER INLET (40 PSIG)

CLEANING TANK FILL

WATER FILTER

MEMBRANE FLUSH

PUMP SEAL WATER DETAIL
REQUIRED FOR EACH PUMP

PROCESS PUMP
P-EF7200-1A
P-EF7200-1B

REV	DESCRIPTION	DATE	DWN	CHKD	APVD
0	CONSTRUCTION ISSUE	5/25/04	WALLS		
D	CONSTRUCTION ISSUE	9/14/04	WALLS		

STANDARD DRAWING REVISION BLOCK
BAR = 1" AT PLOT SCALE

STD: 0302-22X34D
INTL REF:

COMPANY CONFIDENTIAL
THIS DOCUMENT AND ALL INFORMATION CONTAINED HEREIN ARE THE PROPERTY OF THE USFILTER AND/OR ITS AFFILIATES ("USF"). THE DESIGN CONCEPTS AND INFORMATION CONTAINED HEREIN ARE PROPRIETARY TO USF AND ARE SUBMITTED IN CONFIDENCE. THEY ARE NOT TRANSFERABLE AND MUST BE USED ONLY FOR THE PURPOSE FOR WHICH THE DOCUMENT IS EXPRESSLY LOANED. THEY MUST NOT BE DISCLOSED, REPRODUCED, LOANED OR USED IN ANY OTHER MANNER WITHOUT THE EXPRESS WRITTEN CONSENT OF USF. IN NO EVENT SHALL THEY BE USED IN ANY MANNER DETRIMENTAL TO THE INTEREST OF USF. ALL PATENT RIGHTS ARE RESERVED. UPON THE DEMAND OF USF, THIS DOCUMENT, ALONG WITH ALL COPIES AND EXTRACTS, AND ALL RELATED NOTES AND ANALYSES, MUST BE RETURNED TO USF OR DESTROYED, AS INSTRUCTED BY USF. ACCEPTANCE OF THE DELIVERY OF THIS DOCUMENT CONSTITUTES AGREEMENT TO THESE TERMS AND CONDITIONS.

DESIGNER	WALLS	DATE	5/25/04
CHECKER		DATE	
ENGINEER		DATE	
MANAGER		DATE	
FILE:	57001182-EFC7200-P03-040LDR		
SCALE:	NONE		

TITLE: WASTEWATER TREATMENT SYSTEM
PIPING & INSTRUMENTATION DIAGRAM
MEMBRANE MICROFILTRATION SYSTEM EFC-7200-72

CLIENT: HONEYWELL SA 7 WASTETREATMENT PLANT
JERSEY CITY, NEW JERSEY

USFilter — INDUSTRIAL WASTEWATER SYSTEMS
WARRENDALE, PA
TEL: 1-866-525-0621

PROJECT	CODE	DRAWING	SHEET	REV
57001182	EFC7200	P03	04 OF 10	0

STATE OF NEW JERSEY
ANTONIO J DOVALE JR
GE027359
LICENSED
PROFESSIONAL ENGINEER

9/17/04

T-NSP2000-1
NEUTRALIZATION
TANK NSP-2000
DIA: 84"ID X 90"H
TOTAL CAP: 2,000 GALLON
OPR CAP: 1,900 GALLON
MATL: HDPE
INSULATION: N/A

T-FLUME-1
PARSHELL FLUME
6 INCH
SIZE: 60"L X 18"W X 28 1/2"H
ULTRASONIC FLOW METER

PLANT AIR FROM AIR COMPRESSOR (SH. 10)
1 1/2"-AR-CS
PLANT AIR

FROM MEMBRANE MICROFILTRATION SYSTEM FILTRATE SKID #2 (SH. 04)
3"-EFC720002-PVC

FROM MEMBRANE MICROFILTRATION SYSTEM FILTRATE SKID #1 (SH. 04)
3"-EFC720001-PVC

00000000

1 1/2"-AR-CS

BY INSTALLING CONTRACTOR
USFILTER
V-NS-01
CS
PVC

YI P-NS-P1
YC P-NS-P1
HS P-NS-P1 HOA
LX ONLY
YL P-NS-P1
HS P-NS-P1 HOA

1/2"-NS04-PETB
1/2"-NS03-PETB
P-NS-P1

HS P-EF-1-A
AI NS-1-A pH
AAHL NS-1-A
AIC NS-1-A H IL
UR NS-1-A RECORDER
AIT NS-1-A pH
AE NS-1-A pH

YI M-NS-1
HS M-NS-1 DO
YL M-NS-1

FI NS-1-A
FAHL NS-1-A
FIT NS-1-A H IL
FIT NS-1-A ULTRASONIC

NOTE:
FLOW INDICATOR SUPPLIED BY USFILTER FIELD INSTALLED PER INSTRUMENT REQUIRMENTS

6"-NS01-PVC
T-FLUME-1

SLOPE 1/8" PER 1'-0" (GRAVITY)
TO HACKENSACK RIVER (BY CUSTOMER)

BY INSTALLING CONTRACTOR
BY USFILTER
3/8"-PVC HOSE
SAMP-2

M-NS2000-1

T-NSP2000-1

2"-NS02-PVC
V-NS-01

(DRUM BY OTHERS)

DRAIN BY CUSTOMER

P-NS-P1
ACIO
FEED PUMP
LMI C141-35T
0-20 GPH @ 25 PSI

M-NS2000-1
NEUTRALIZATION
MIXER BGM100-233
IMPELLER: 20" DIA/ 1"DIA x 66"L SHAFT
DRIVER: 1.0 HP/1,200 RPM
ELEC: 460V/3/60HZ
MATL: 316 SS SHAFT/IMPELLER

SAMP-2
24 BOTTLE SAMPLER
MODEL: VST3D1AC781
ELEC: 110/220 VAC

STATE OF NEW JERSEY
ANTONIO J DOVALE JR.
GE027359
LICENSED
PROFESSIONAL ENGINEER
9/17/04

REV	DESCRIPTION	DATE	DWN	CHKD	APVD
0	STANDARD	2/25/04	WALLS		

STANDARD DRAWING REVISION BLOCK
STD: 1-0200-22X34D
INTL REF:
BAR = 1" AT PLOT SCALE

REV	DESCRIPTION	DATE	DWN	CHKD	APVD	ECN
0	CONSTRUCTION ISSUE	9/14/04	WALLS			

COMPANY CONFIDENTIAL
THIS DOCUMENT AND ALL INFORMATION CONTAINED HEREIN ARE THE PROPERTY OF THE USFILTER AND/OR ITS AFFILIATES ("USF"). THE DESIGN CONCEPTS AND INFORMATION CONTAINED HEREIN ARE PROPRIETARY TO USF AND ARE SUBMITTED IN CONFIDENCE. THEY ARE NOT TRANSFERABLE AND MUST BE USED ONLY FOR THE PURPOSE FOR WHICH THE DOCUMENT IS EXPRESSLY LOANED. THEY MUST NOT BE DISCLOSED, REPRODUCED, LOANED OR USED IN ANY OTHER MANNER WITHOUT THE EXPRESS WRITTEN CONSENT OF USF. IN NO EVENT SHALL THEY BE USED IN ANY MANNER DETRIMENTAL TO THE INTEREST OF USF. ALL PATENT RIGHTS ARE RESERVED. UPON THE DEMAND OF USF, THIS DOCUMENT, ALONG WITH ALL COPIES AND EXTRACTS, AND ALL RELATED NOTES AND ANALYSES, MUST BE RETURNED TO USF OR DESTROYED, AS INSTRUCTED BY USF. ACCEPTANCE OF THE DELIVERY OF THIS DOCUMENT CONSTITUTES AGREEMENT TO THESE TERMS AND CONDITIONS.

DESIGNER	WALLS	DATE 2/25/04
CHECKER		DATE
ENGINEER		DATE
MANAGER		DATE
FILE:	57001182-NS2000-P03-0501.DWG	
SCALE:	NONE	

TITLE: WASTEWATER TREATMENT SYSTEM
PIPING & INSTRUMENTATION DIAGRAM
NEUTRALIZATION TANK NSP-2000

CLIENT: HONEYWELL SA 7 WASTETREATMENT PLANT
JERSEY CITY, NEW JERSEY

USFilter
INDUSTRIAL WASTEWATER SYSTEMS
WARRENDALE, PA
TEL: 1-866-525-0621

PROJECT	CODE	DRAWING	SHEET	REV
57001182	NSP2000	P03	05 OF 10	0

50-7180-3-1
SLUDGE
THICKENER
DIA: 12'-0"ID X 16'-2"H
TOTAL CAP: 8,000 GALLON
OPR CAP: VARIABLE
MATL: FRP
INSULATION: NONE

50-7180-3-2
SLUDGE
THICKENER
DIA: 12'-0"ID X 16'-2"H
TOTAL CAP: 8,000 GALLON
OPR CAP: VARIABLE
MATL: FRP
INSULATION: NONE

FROM SLUDGE TRANSFER PUMP P-EF7200-3 (SH. 04)

1 1/2-EFC72004-PVC

V-7180-13

V-7180-03

NOTE:
THESE VALVES WILL BE USED TO ENSURE EVEN FILL TO BOTH TANKS

00000000

00000000

TO EXISTING MODUTANKS (SH. 01)

3"-718002-PVC

SLOPE 1/8" PER 1'-0" (GRAVITY)

SLOPE 1/8" PER 1'-0" (GRAVITY)

3"-718012-PVC

TO EXISTING MODUTANKS (SH. 01)

50-7180-3-1

2"-718003-PVC

4x2

4"-718001-PVC

V-7180-01

V-7180-02

DRAIN BY CUSTOMER

50-7180-3-2

2"-718013-PVC

4x2

4"-718011-PVC

V-7180-11

V-7180-12

DRAIN BY CUSTOMER

4"-718011-PVC

TO FILTER PRESS FEED PUMP P-PS3.0C-1 (SH. 07)

STATE OF NEW JERSEY
ANTONIO J DOVALE JR.
GE027359
LICENSED
PROFESSIONAL ENGINEER

9/17/04

REV	DESCRIPTION	DATE	DWN	CHKD	APVD
D	STANDARD	2/19/04	WALLS		

STANDARD DRAWING REVISION BLOCK

STD: 0302-22X34D

INTL REF:

BAR = 1" AT PLOT SCALE

REV	DESCRIPTION	DATE	DWN	CHKD	APVD	ECN
D	CONSTRUCTION ISSUE	9/14/04	WALLS			

COMPANY CONFIDENTIAL
THIS DOCUMENT AND ALL INFORMATION CONTAINED HEREIN ARE THE PROPERTY OF THE USFILTER AND/OR ITS AFFILIATES ("USF"). THE DESIGN CONCEPTS AND INFORMATION CONTAINED HEREIN ARE PROPRIETARY TO USF AND ARE SUBMITTED IN CONFIDENCE. THEY ARE NOT TRANSFERABLE AND MUST BE USED ONLY FOR THE PURPOSE FOR WHICH THE DOCUMENT IS EXPRESSLY LOANED. THEY MUST NOT BE DISCLOSED, REPRODUCED, LOANED OR USED IN ANY OTHER MANNER WITHOUT THE EXPRESS WRITTEN CONSENT OF USF. IN NO EVENT SHALL THEY BE USED IN ANY MANNER DETRIMENTAL TO THE INTEREST OF USF. ALL PATENT RIGHTS ARE RESERVED. UPON THE DEMAND OF USF, THIS DOCUMENT, ALONG WITH ALL COPIES AND EXTRACTS, AND ALL RELATED NOTES AND ANALYSES, MUST BE RETURNED TO USF OR DESTROYED, AS INSTRUCTED BY USF. ACCEPTANCE OF THE DELIVERY OF THIS DOCUMENT CONSTITUTES AGREEMENT TO THESE TERMS AND CONDITIONS.

	DATE
DESIGNER	
WALLS	2/12/04
CHECKER	DATE
ENGINEER	DATE
MANAGER	DATE

FILE: 57001182-7180-P03-0601.DWG
SCALE: NONE

TITLE: WASTEWATER TREATMENT SYSTEM
PIPING & INSTRUMENTATION DIAGRAM
SLUDGE THICKENER 50-7180-3

CLIENT: HONEYWELL SA 7 WASTETREATMENT PLANT
JERSEY CITY, NEW JERSEY

USFilter
INDUSTRIAL WASTEWATER SYSTEMS
WARRENDALE, PA
TEL: 1-866-525-0621

PROJECT	CODE	DRAWING	SHEET	REV
57001182	5071803	P03	06 OF 10	0

JP-30-1000
FILTER
PRESS
SIZE: 30 CU FT CAPACITY
EXPANDABLE TO 50 CU FT
AIR BLOW DOWN MANIFOLD

CITY WATER HEADER (BY OTHERS) — 2"-WATER-PVC — CITY WATER HEADER (BY OTHERS)

PLANT AIR FROM AIR COMPRESSOR (SH. 10) — 1 1/2"-AIR-CS — PLANT AIR

2x1/2

1 1/2x1/2

1 1/2"-AIR-CS

92 SCFM

3 SCFM

HOSE BIB FOR FILTER PRESS WASH DOWN

FO-301000

2"-FP01-PVC (FILTRATE) — TO EXISTING MODUTANKS (SH. 01)

1 1/2x3/4

V-PS1.3-02

V-FP800-05

V-FP800-06

1/2x3/8

3/8" FLEX HOSE BY INSTALLING CONTRACTOR

REF USF/JWI DWG NO. 11341906

V-FP800-04

V-FP800-01

V-FP800-02

V-FP800-03

AIR BLOW DOWN MANIFOLD

JP-30-1000

APCS

FILTER CAKE ROLL-OFF BOX

FSL P-PS3.0C-1

4"-PS3.0C01-PVC

4"-PS3.0C02-PVC

4x3

V-PS3.0C-01

V-PS3.0C-01

FROM SLUDGE THICKENERS 50-7180-3-1/50-7180-3-2 (SH. 06) — 4"-718011-PVC

P-PS3.0C-1

P-PS3.0C-1
FILTER PRESS
FEED PUMP
MODEL: ARO PD30A-AAP-GGG-B
DESIGN: 90 GPM@ 50' TDH
AIR PRESSURE: 40 PSI @ 25 SCFM
MATL: CAST IRON/NITRILE

STATE OF NEW JERSEY
ANTONIO J DOVALE JR.
GE027359
LICENSED
PROFESSIONAL ENGINEER

9/17/04

REV	DESCRIPTION	DATE	DWN	CHKD	APVD
0	STANDARD	2/19/04	WALLS		

STANDARD DRAWING REVISION BLOCK

STD: 0302-22X34D

INTL REF:

BAR = 1" AT PLOT SCALE

REV	DESCRIPTION	DATE	DWN	CHKD	APVD	ECN
0	CONSTRUCTION ISSUE	9/14/04	WALLS			

COMPANY CONFIDENTIAL
THIS DOCUMENT AND ALL INFORMATION CONTAINED HEREIN ARE THE PROPERTY OF THE USFILTER AND/OR ITS AFFILIATES ("USF"). THE DESIGN CONCEPTS AND INFORMATION CONTAINED HEREIN ARE PROPRIETARY TO USF AND ARE SUBMITTED IN CONFIDENCE. THEY ARE NOT TRANSFERABLE AND MUST BE USED ONLY FOR THE PURPOSE FOR WHICH THE DOCUMENT IS EXPRESSLY LOANED. THEY MUST NOT BE DISCLOSED, REPRODUCED, LOANED OR USED IN ANY OTHER MANNER WITHOUT THE EXPRESS WRITTEN CONSENT OF USF. IN NO EVENT SHALL THEY BE USED IN ANY MANNER DETRIMENTAL TO THE INTEREST OF USF. ALL PATENT RIGHTS ARE RESERVED. UPON THE DEMAND OF USF, THIS DOCUMENT, ALONG WITH ALL COPIES AND EXTRACTS, AND ALL RELATED NOTES AND ANALYSES, MUST BE RETURNED TO USF OR DESTROYED, AS INSTRUCTED BY USF. ACCEPTANCE OF THE DELIVERY OF THIS DOCUMENT CONSTITUTES AGREEMENT TO THESE TERMS AND CONDITIONS.

DESIGNER	DATE
WALLS	2/12/04
CHECKER	DATE
ENGINEER	DATE
MANAGER	DATE
FILE: 57001182-301000-P03-07.DWG	
SCALE: NONE	

TITLE: WASTEWATER TREATMENT SYSTEM
PIPING & INSTRUMENTATION DIAGRAM
FILTER PRESS JP-30-1000

CLIENT: HONEYWELL SA 7 WASTETREATMENT PLANT
JERSEY CITY, NEW JERSEY

USFilter — INDUSTRIAL WASTEWATER SYSTEMS
WARRENDALE, PA
TEL: 1-866-525-0621

PROJECT	CODE	DRAWING	SHEET	REV
57001182	JP301000	P03	07 OF 10	0

T-PC3000-1
POWDERED CHEMICAL MAKE-UP/FEED
TANK PC-3000 [SODIUM BISULFITE]
DIA: 84"ID X 120"H
TOTAL CAP: 3,000 GALLON
MATL: FRP
INSULATION: N/A

CITY WATER HEADER
(BY INSTALLING CONTRACTOR)

2"-WATER-PVC

CITY WATER HEADER
(BY INSTALLING CONTRACTOR)

2"

WATER REQUIREMENTS: 40 GPM @ 20 PSI

YI P-PC-1
YC P-PC-1
YL P-PC-1
HS P-PC-1
HOA
A/C RX-1-B

P-PC3000-1

1/2"-PC01-PETB

TO 1ST STAGE REATION TANK
T-RX3000-1
(SH. 02)

YI M-PC-1
YL M-PC-1
HS M-PC-1
QD

M-PC3000-1

LAL PC-1
LC PC-1
LSL PC-1
KARI 1L

BY INSTALLING CONTRACTOR

BY USFILTER

V-PC-01

2"-PC02-PVC
V-PC-02
DRAIN BY CUSTOMER

T-PC3000-1

M-PC3000-1
POWDERED CHEMICAL MAKE-UP
MIXER BGM200-233
IMPELLER: (2)20" DIA/ 1.5"DIA x 102"L SHAFT
DRIVER: 2.0 HP/1,200 RPM
ELEC: 460V/3/60HZ
MATL: 316 SS SHAFT/IMPELLER

P-PC3000-1
SODIUM BISULFITE
FEED PUMP
LMI C141-35T
0-20 GPH @ 25 PSI

STATE OF NEW JERSEY
ANTONIO J DOVALE JR.
GE027359
LICENSED
PROFESSIONAL ENGINEER

9/17/04

REV	DESCRIPTION	DATE	DWN	CHKD	APVD
0	STANDARD	4/19/04	WALLS		

STANDARD DRAWING REVISION BLOCK

STD: 0302-22X34D

INTL REF:

BAR = 1" AT PLOT SCALE

REV	DESCRIPTION	DATE	DWN	CHKD	APVD	ECN
0	CONSTRUCTION ISSUE	9/14/04	WALLS			

COMPANY CONFIDENTIAL
THIS DOCUMENT AND ALL INFORMATION CONTAINED HEREIN ARE THE PROPERTY OF THE USFILTER AND/OR ITS AFFILIATES ("USF"). THE DESIGN CONCEPTS AND INFORMATION CONTAINED HEREIN ARE PROPRIETARY TO USF AND ARE SUBMITTED IN CONFIDENCE. THEY ARE NOT TRANSFERABLE AND MUST BE USED ONLY FOR THE PURPOSE FOR WHICH THE DOCUMENT IS EXPRESSLY LOANED. THEY MUST NOT BE DISCLOSED, REPRODUCED, LOANED OR USED IN ANY OTHER MANNER WITHOUT THE EXPRESS WRITTEN CONSENT OF USF. IN NO EVENT SHALL THEY BE USED IN ANY MANNER DETRIMENTAL TO THE INTEREST OF USF. ALL PATENT RIGHTS ARE RESERVED. UPON THE DEMAND OF USF, THIS DOCUMENT, ALONG WITH ALL COPIES AND EXTRACTS, AND ALL RELATED NOTES AND ANALYSES, MUST BE RETURNED TO USF OR DESTROYED, AS INSTRUCTED BY USF. ACCEPTANCE OF THE DELIVERY OF THIS DOCUMENT CONSTITUTES AGREEMENT TO THESE TERMS AND CONDITIONS.

		DATE
DESIGNER	WALLS	4/19/04
CHECKER		DATE
ENGINEER		DATE
MANAGER		DATE

FILE: 57001182-PC3000-P03-08.DWG
SCALE: NONE

TITLE: WASTEWATER TREATMENT SYSTEM
PIPING & INSTRUMENTATION DIAGRAM
POWDERED CHEMICAL MAKE-UP SYSTEM PC-3000

CLIENT: HONEYWELL SA 7 WASTETREATMENT PLANT
JERSEY CITY, NEW JERSEY

USFilter
INDUSTRIAL WASTEWATER SYSTEMS
WARRENDALE, PA
TEL: 1-866-525-0621

PROJECT	CODE	DRAWING	SHEET	REV
57001182	PC3000	P03	08 OF 10	0

T-PSL3000-1
LIME SLURRY
TANK
DIA: 84"ID X 120"H
TOTAL CAP: 3,000 GALLON
MATL: FRP
INSULATION: N/A

PLANT AIR FROM AIR COMPRESSOR (SH. 10) — 1 1/2"-AIR-CS

CITY WATER HEADER (BY INSTALLING CONTRACTOR) — 2"-WATER-PVC

PLANT AIR

CITY WATER HEADER (BY INSTALLING CONTRACTOR)

00000000

Y1 B-PSL-1
YL B-PSL-1
HS B-PSL-1 ST/SP
LAL PSL-1
LC PSL-1
Y1 M-PSL-1
YL M-PSL-1
HS M-PSL-1 ST/SP
VENT
BY INSTALLING CONTRACTOR
BY USFILTER
V-PSL-01
LSL PSL-1 KARI 1L
BAG BREAKER & DUST COLLECT
DC-PSL-1
M-PSL3000-1
T-PSL3000-1
2"-PSL04-PVC
V-PSL-04
DRAIN BY CUSTOMER
Y1 P-PSL-1
YL P-PSL-1
HS P-PSL-1
SV P-PSL-1
V-PSA-01
1"-PSL03-PVC
1 1/2"-PSL01-PVC
BY INSTALLING CONTRACTOR
USFILTER
V-PSL-01
1 1/2x1
P-PSL3000-1
1 1/2"-PSL02-PVC

DETAIL L-1
SEE SH. 09 C6
FOR LOCATION

AIC RX-2-A
Y1 PSL-1
YC PSL-1
YL PSL-1
HS PSL-1 HOA
V-PSL-03
PV-PSL-1
1 1/2"-PSL02-PVC
BY INSTALLING CONTRACTOR
USFILTER
C1
1 1/2x1
V-PSL-02

TO 2ND STAGE REACTION TANK T-RX3000-2 (SH. 03)

M-PSL3000-1
LIME SLURRY TANK
MIXER BGM200-233
IMPELLER: (2)20" DIA/ 1.5"DIA x 102"L SHAFT
DRIVER: 2.0 HP/1,200 RPM
ELEC: 460V/3/60HZ
MATL: 316 SS SHAFT/IMPELLER

DC-PSL-1
DUST
COLLECTION TORIT
MODEL NO.: 54-DH
FILTER AREA: 30 SQ FT
1/2 HP/460V/3 PHASE
60 HZ @ 3450 RPM
POLYESTER SATREN FILTER CLOTH

P-PSL3000-1
LIME SLURRY
FEED PUMP ARO 666102-3EB-C
DESIGN: 30 GPM@ 100' TDH
AIR PRESSURE: 125 PSI @ 40 SCFM
MATL: CAST IRON

STATE OF NEW JERSEY
ANTONIO J DOVALE JR.
GE027359
LICENSED
PROFESSIONAL ENGINEER

9/17/04

REV	DESCRIPTION	DATE	DWN	CHKD	APVD
0	STANDARD	6/16/04	WALLS		

STANDARD DRAWING REVISION BLOCK
STD: 1-0200-22X34D
INTL REF:
BAR = 1" AT PLOT SCALE

REV	DESCRIPTION	DATE	DWN	CHKD	APVD	ECN
0	CONSTRUCTION ISSUE	9/14/04	WALLS			

COMPANY CONFIDENTIAL
THIS DOCUMENT AND ALL INFORMATION CONTAINED HEREIN ARE THE PROPERTY OF THE USFILTER AND/OR ITS AFFILIATES ("USF"). THE DESIGN CONCEPTS AND INFORMATION CONTAINED HEREIN ARE PROPRIETARY TO USF AND ARE SUBMITTED IN CONFIDENCE. THEY ARE NOT TRANSFERABLE AND MUST BE USED ONLY FOR THE PURPOSE FOR WHICH THE DOCUMENT IS EXPRESSLY LOANED. THEY MUST NOT BE DISCLOSED, REPRODUCED, LOANED OR USED IN ANY OTHER MANNER WITHOUT THE EXPRESS WRITTEN CONSENT OF USF. IN NO EVENT SHALL THEY BE USED IN ANY MANNER DETRIMENTAL TO THE INTEREST OF USF. ALL PATENT RIGHTS ARE RESERVED. UPON THE DEMAND OF USF, THIS DOCUMENT, ALONG WITH ALL COPIES AND EXTRACTS, AND ALL RELATED NOTES AND ANALYSES, MUST BE RETURNED TO USF OR DESTROYED, AS INSTRUCTED BY USF. ACCEPTANCE OF THE DELIVERY OF THIS DOCUMENT CONSTITUTES AGREEMENT TO THESE TERMS AND CONDITIONS.

DESIGNER	WALLS 6/16/04
CHECKER	DATE
ENGINEER	DATE
MANAGER	DATE
FILE:	S7001182-PSL3000-P03-09.DWG
SCALE:	NONE

TITLE: MICROFILTRATION FLUORIDE REMOVAL SYSTEM
PIPING & INSTRUMENTATION DIAGRAM
LIME SLURRY SYSTEM PSL-3000

CLIENT: HONEYWELL SA 7 WASTETREATMENT PLANT
JERSEY CITY, NEW JERSEY

USFilter — INDUSTRIAL WASTEWATER SYSTEMS
WARRENDALE, PA
TEL: 1-866-525-0621

PROJECT	CODE	DRAWING	SHEET	REV
57001182	PSL-3000	P03	09 OF 10	0

E-WASH-1
EMERGENCY EYEWASH/
SAFETY SHOWER
30 GPM CAPACITY

CITY WATER HEADER
(BY OTHERS)

USFILTER | BY INSTALLING CONTRACTOR

BACKFLOW PREVENTER

2"-WATER-PVC

EXISTING MATL. PVC

1 1/2"-AIR-CS

PLANT AIR TO PLANT USES

CITY WATER HEADER
(BY INSTALLING CONTRACTOR)

2x1 1/4

TYP.

CAPPED DRAIN

EW8001B

COMPRESSOR PANEL

HS AIR ON/OFF

AIR FILTER

PSV AIR-1

LOCAL CONTROL PANEL

PSV AIR-2

PI AIR

PSL AIR

E-AIR-1

1/4" DRAIN BY HONEYWELL

E-AIR-2

F

SKID LIMITS

ALL SKID PIPING CARBON STEEL

E-AIR-1
AIR COMPRESSER
MODEL: 2000E30FP
HP: 30 HP/ 100 SCFM
ELEC: 460V/3/60HZ

E-AIR-2
AIR RECEIVER
CAP.: 120 GAL

STATE OF NEW JERSEY
ANTONIO J DOVALE JR.
GE027359
LICENSED PROFESSIONAL ENGINEER

9/17/09

REV	DESCRIPTION	DATE	DWN	CHKD	APVD
0	STANDARD	6/16/04	WALLS		

STANDARD DRAWING REVISION BLOCK

STD: 1-0200-22X34D

INTL REF:

BAR = 1" AT PLOT SCALE

REV	DESCRIPTION	DATE	DWN	CHKD	APVD	ECN
0	CONSTRUCTION ISSUE	9/14/04	WALLS			

COMPANY CONFIDENTIAL
THIS DOCUMENT AND ALL INFORMATION CONTAINED HEREIN ARE THE PROPERTY OF THE USFILTER AND/OR ITS AFFILIATES ("USF"). THE DESIGN CONCEPTS AND INFORMATION CONTAINED HEREIN ARE PROPRIETARY TO USF AND ARE SUBMITTED IN CONFIDENCE. THEY ARE NOT TRANSFERABLE AND MUST BE USED ONLY FOR THE PURPOSE FOR WHICH THE DOCUMENT IS EXPRESSLY LOANED. THEY MUST NOT BE DISCLOSED, REPRODUCED, LOANED OR USED IN ANY OTHER MANNER WITHOUT THE EXPRESS WRITTEN CONSENT OF USF. IN NO EVENT SHALL THEY BE USED IN ANY MANNER DETRIMENTAL TO THE INTEREST OF USF. ALL PATENT RIGHTS ARE RESERVED. UPON THE DEMAND OF USF, THIS DOCUMENT, ALONG WITH ALL COPIES AND EXTRACTS, AND ALL RELATED NOTES AND ANALYSES, MUST BE RETURNED TO USF OR DESTROYED, AS INSTRUCTED BY USF. ACCEPTANCE OF THE DELIVERY OF THIS DOCUMENT CONSTITUTES AGREEMENT TO THESE TERMS AND CONDITIONS.

DESIGNER	WALLS	DATE 6/16/04
CHECKER		DATE
ENGINEER		DATE
MANAGER		DATE

FILE: 57001182-AIRWATER-P03-100.DWG
SCALE: NONE

TITLE: MICROFILTRATION FLUORIDE REMOVAL SYSTEM
PIPING & INSTRUMENTATION DIAGRAM
AIR AND WATER SYSTEMS

CLIENT: HONEYWELL SA 7 WASTETREATMENT PLANT
JERSEY CITY, NEW JERSEY

USFilter
INDUSTRIAL WASTEWATER SYSTEMS
WARRENDALE, PA
TEL: 1-866-525-0621

PROJECT	CODE	DRAWING	SHEET	REV
57001182	AIRWATER	P03	10 OF 10	0

Appendix H-2: Monthly Flow Summaries

Jan 2006	Jan 2007	Jan 2008	Jan 2009
Feb 2006	Feb 2007	Feb 2008	Feb 2009
Mar 2006	Mar 2007	Mar 2008	Mar 2009
Apr 2006	Apr 2007	Apr 2008	Apr 2009
May 2006	May 2007	May 2008	May 2009
Jun 2006	Jun 2007	Jun 2008	Jun 2009
Jul 2006	Jul 2007	Jul 2008	Jul 2009
Aug 2006	Aug 2007	Aug 2008	Aug 2009
Sep 2006	Sep 2007	Sep 2008	Sep 2009
Oct 2006	Oct 2007	Oct 2008	Oct 2009
Nov 2006	Nov 2007	Nov 2008	Nov 2009
Dec 2006	Dec 2007	Dec 2008	Dec 2009

Honeywell Flume Flow Daily Totals

Year:	2006
Month:	January

Day	Meter Reading	Flow (gpm)	Volume Treated (gpd)	Run Time (hrs/day)
1/1/2006	12013388	0.00	0	0
1/2/2006	12013388	163.91	81,133	8.25
1/3/2006	12094521	173.96	185,266	17.75
1/4/2006	12279787	164.72	237,203	24
1/5/2006	12516990	115.90	125,174	18
1/6/2006	12642164	182.52	262,831	24
1/7/2006	12904995	190.74	114,443	10
1/8/2006	13019438	0.00	0	0
1/9/2006	13019438	165.35	138,896	14
1/10/2006	13158334	181.52	168,814	15.5
1/11/2006	13327148	141.45	80,629	9.5
1/12/2006	13407777	157.14	127,285	13.5
1/13/2006	13535062	146.26	118,470	13.5
1/14/2006	13653532	0.00	0	0
1/15/2006	13653532	171.25	82,198	8
1/16/2006	13735730	137.34	57,682	7
1/17/2006	13793412	135.13	145,940	18
1/18/2006	13939352	160.42	211,753	22
1/19/2006	14151105	158.28	208,923	22
1/20/2006	14360028	164.74	207,568	21
1/21/2006	14567596	164.02	93,494	9.5
1/22/2006	14661090	108.06	55,109	8.5
1/23/2006	14716199	159.71	138,952	14.5
1/24/2006	14855151	165.82	238,775	24
1/25/2006	15093926	143.59	140,005	16.25
1/26/2006	15233931	177.91	80,058	7.5
1/27/2006	15313989	126.61	60,773	8
1/28/2006	15374762	140.93	61,305	7.25
1/29/2006	15436067	123.89	48,317	6.5
1/30/2006	15484384	134.46	100,844	12.5
1/31/2006	15585228	139.31	150,460	18
				398.5
Totals	3722300	138.55	120,074	Avg Monthly
			262,831	Max Daily

Honeywell Flume Flow Daily Totals

Year:	2006
Month:	Febuary

Day	Meter Reading	Flows	Volume Treated	Run Time
2/1/2006	15,735,688	207.31	186,580	15
2/2/2006	15,922,268	148.16	137,793	15.5
2/3/2006	16,060,061	149.83	139,339	15.5
2/4/2006	16,199,400	0.00	0	0
2/5/2006	16,199,400	182.18	150,300	13.75
2/6/2006	16,349,700	133.87	146,589	18.25
2/7/2006	16,496,289	146.87	140,991	16
2/8/2006	16,637,280	166.11	224,242	22.5
2/9/2006	16,861,522	0.00	0	0
2/10/2006	16,861,522	202.91	91,308	7.5
2/11/2006	16,952,830	206.50	37,170	3
2/12/2006	16,990,000	0.00	0	0
2/13/2006	16,990,000	167.62	88,000	8.75
2/14/2006	17,078,000	171.26	151,564	14.75
2/15/2006	17,229,564	190.70	128,720	11.25
2/16/2006	17,358,284	177.11	188,626	17.75
2/17/2006	17,546,910	180.66	227,630	21
2/18/2006	17,774,540	173.57	101,538	9.75
2/19/2006	17,876,078	180.85	84,094	7.75
2/20/2006	17,960,172	170.58	97,228	9.5
2/21/2006	18,057,400	179.13	88,668	8.25
2/22/2006	18,146,068	178.02	234,982	22
2/23/2006	18,381,050	161.45	174,366	18
2/24/2006	18,555,416	192.66	173,394	15
2/25/2006	18,728,810	174.68	125,770	12
2/26/2006	18,854,580	174.07	54,832	5.25
2/27/2006	18,909,412	175.67	63,242	6
2/28/2006	18,972,654	161.57	106,634	11
Totals	3,343,600	155.48	119,414	
	Total	Average	Average Daily	

234,982 Maximum Daily

Honeywell Flume Flow Daily Totals

Year:	2006
Month:	March

	Gallons	GPM	Gallons/Day	Hours/Day
Day	Meter Reading	Flows	Volume Treated	Run Time
3/1/2006	19079288	112.05	73,952	11
3/2/2006	19153240	122.55	132,354	18
3/3/2006	19285594	173.94	104,362	10
3/4/2006	19389956	153.35	110,412	12
3/5/2006	19500368	75.79	72,756	16
3/6/2006	19573124	208.83	100,236	8
3/7/2006	19673360	107.37	128,844	20
3/8/2006	19802204	210.22	176,586	14
3/9/2006	19978790	129.99	101,390	13
3/10/2006	20080180	185.03	255,340	23
3/11/2006	20335520	120.14	151,381	21
3/12/2006	20486901	188.23	158,111	14
3/13/2006	20645012	65.84	55,304	14
3/14/2006	20700316	183.10	241,688	22
3/15/2006	20942004	135.37	138,078	17
3/16/2006	21080082	77.79	60,678	13
3/17/2006	21140760	179.37	172,192	16
3/18/2006	21312952	109.30	78,696	12
3/19/2006	21391648	168.00	141,122	14
3/20/2006	21532770	152.12	155,158	17
3/21/2006	21687928	145.00	200,096	23
3/22/2006	21888024	74.59	53,702	12
3/23/2006	21941726	174.06	135,768	13
3/24/2006	22077494	120.37	173,328	24
3/25/2006	22250822	87.31	115,252	22
3/26/2006	22366074	114.55	151,206	22
3/27/2006	22517280	145.89	113,796	13
3/28/2006	22631076	192.48	127,038	11
3/29/2006	22758114	158.07	165,972	17.5
3/30/2006	22924086	107.10	102,818	16
3/31/2006	23026904	145.71	192,336	22
Totals	4139952		4,139,952	517.5
Average		139.47	133,547	
Maximum			255,340	

Honeywell Flume Flow Daily Totals

Year:	2006
Month:	April

Day	Meter Reading (gallons)	Flows (gal/min)	Volume Treated (gallons)	Run Time (hrs)
4/1/2006	23219240	195.25	199,158	17
4/2/2006	23418398	177.86	138,730	13
4/3/2006	23557128	167.53	201,040	20
4/4/2006	23758168	145.83	35,000	4
4/5/2006	23793168	173.00	238,740	23
4/6/2006	24031908	172.30	237,772	23
4/7/2006	24269680	155.47	214,554	23
4/8/2006	24484234	145.27	200,478	23
4/9/2006	24684712	119.62	136,366	19
4/10/2006	24821078	73.50	57,328	13
4/11/2006	24878406	180.66	249,314	23
4/12/2006	25127720	99.71	137,604	23
4/13/2006	25265324	177.46	181,008	17
4/14/2006	25446332	184.77	199,552	18
4/15/2006	25645884	0.00	0	0
4/16/2006	25645884	0.00	0	0
4/17/2006	25645884	168.93	60,816	6
4/18/2006	25706700	169.30	233,634	23
4/19/2006	25940334	147.16	79,468	9
4/20/2006	26019802	162.28	146,052	15
4/21/2006	26165854	134.31	104,762	13
4/22/2006	26270616	178.57	246,428	23
4/23/2006	26517044	168.47	232,490	23
4/24/2006	26749534	177.37	244,776	23
4/25/2006	26994310	161.76	223,228	23
4/26/2006	27217538	168.58	222,520	22
4/27/2006	27440058	138.00	190,444	23
4/28/2006	27630502	156.52	206,600	22
4/29/2006	27837102	153.99	157,072	17
4/30/2006	27994174	153.08	174,506	19
Totals	4949440		4,949,440	520
Average		146.89	164981	
Maximum			249,314	

Honeywell Flume Flow Daily Totals

Year:	2006	Previous Day
Month:	May	27994174

Day	Meter Reading	Flows (gpm)	Volume Treated (gpd)	Run time (hrs/day)
5/1/2006	28168680	160.18	172,990	18
5/2/2006	28341670	156.90	188,274	20
5/3/2006	28529944	177.16	212,590	20
5/4/2006	28742534	136.05	171,424	21
5/5/2006	28913958	148.20	177,838	20
5/6/2006	29091796	125.00	133,626	21
5/7/2006	29225422	73.53	75,000	17
5/8/2006	29300422	130.24	93,772	12
5/9/2006	29394194	130.23	179,714	23
5/10/2006	29573908	184.21	198,944	18
5/11/2006	29772852	58.41	70,088	20
5/12/2006	29842940	113.69	156,890	23
5/13/2006	29999830	113.69	156,890	23
5/14/2006	30156720	130.74	156,892	20
5/15/2006	30313612	94.52	130,434	23
5/16/2006	30444046	114.64	165,082	24
5/17/2006	30609128	58.20	83,808	24
5/18/2006	30692936	123.91	170,998	23
5/19/2006	30863934	99.64	143,478	24
5/20/2006	31007412	101.85	146,666	24
5/21/2006	31154078	101.85	122,222	20
5/22/2006	31276300	138.56	157,956	19
5/23/2006	31434256	107.79	109,944	17
5/24/2006	31544200	174.40	177,892	17
5/25/2006	31722092	183.66	242,436	22
5/26/2006	31964528	187.76	202,784	18
5/27/2006	32167312	83.61	115,386	23
5/28/2006	32282698	72.46	100,000	23
5/29/2006	32382698	24.92	25,420	17
5/30/2006	32408118	134.11	177,024	22
5/31/2006	32585142	142.73	162,708	19
Totals	4579170	122.03	4,579,170	635
Maximum		187.76	242436	24
Average		122	147715	20

Honeywell Flume Flow Daily Totals

Year:	2006
Month:	June

NJ0156311

Day	Meter Reading (gallons)	Avg Daily Flow (gpm)	Volume Treated (gpd)	Run Time (hr)
6/1/2006	32747850	134.59	153,434	19
6/2/2006	32901284	141.82	187,200	22
6/3/2006	33088484	153.75	221,404	24
6/4/2006	33309888	81.30	112,190	23
6/5/2006	33422078	136.11	179,666	22
6/6/2006	33601744	146.26	175,516	20
6/7/2006	33777260	180.59	205,876	19
6/8/2006	33983136	161.37	193,640	20
6/9/2006	34176776	186.40	246,046	22
6/10/2006	34422822	121.88	160,878	22
6/11/2006	34583700	95.30	125,796	22
6/12/2006	34709496	88.22	116,456	22
6/13/2006	34825952	112.90	149,024	22
6/14/2006	34974976	106.23	152,964	24
6/15/2006	35127940	168.28	181,740	18
6/16/2006	35309680	156.85	197,632	21
6/17/2006	35507312	67.49	97,182	24
6/18/2006	35604494	67.49	97,182	24
6/19/2006	35701676	99.76	143,648	24
6/20/2006	35845324	102.52	135,328	22
6/21/2006	35980652	133.78	184,616	23
6/22/2006	36165268	80.49	106,252	22
6/23/2006	36271520	132.23	190,408	24
6/24/2006	36461928	173.58	229,128	22
6/25/2006	36691056	117.13	168,664	24
6/26/2006	36859720	120.87	159,552	22
6/27/2006	37019272	123.14	162,544	22
6/28/2006	37181816	65.88	94,864	24
6/29/2006	37276680	149.71	197,620	22
6/30/2006	37474300	142.57	188,192	22
Totals	4914642			663
Average		124.95	163821	22
Maximum		186.40	246046	24

Honeywell Flume Flow Daily Totals

Year:	2006
Month:	July

Day	Meter Reading (gallons)	Avg Daily Flow (gpm)	Volume Treated (gpd)	Run Time (hr)
7/1/2006	37662492	173.87	229,512	22
7/2/2006	37892004	115.96	153,065	22
7/3/2006	38045069	117.89	155,616	22
7/4/2006	38200685	117.89	169,763	24
7/5/2006	38370448	108.76	143,560	22
7/6/2006	38514008	109.36	144,352	22
7/7/2006	38658360	147.86	212,920	24
7/8/2006	38871280	158.86	209,696	22
7/9/2006	39080976	88.29	90,052	17
7/10/2006	39171028	120.42	158,956	22
7/11/2006	39329984	92.68	116,776	21
7/12/2006	39446760	122.04	146,452	20
7/13/2006	39593212	62.44	71,184	19
7/14/2006	39664396	183.75	264,600	24
7/15/2006	39928996	119.18	150,164	21
7/16/2006	40079160	109.90	145,064	22
7/17/2006	40224224	66.55	67,876	17
7/18/2006	40292100	130.91	157,092	20
7/19/2006	40449192	176.88	222,872	21
7/20/2006	40672064	152.51	192,168	21
7/21/2006	40864232	115.93	153,024	22
7/22/2006	41017256	106.80	153,788	24
7/23/2006	41171044	93.67	101,168	18
7/24/2006	41272212	103.20	136,220	22
7/25/2006	41408432	99.26	131,020	22
7/26/2006	41539452	97.12	128,196	22
7/27/2006	41667648	81.43	97,712	20
7/28/2006	41765360	101.03	145,488	24
7/29/2006	41910848	127.49	183,580	24
7/30/2006	42094428	110.11	102,256	22
7/31/2006	42196684	29.93	43,092	24
Totals	4577284			669
Average		114.26	147654	22
Maximum		183.75	264600	24

Honeywell Flume Flow Daily Totals

Year:	2006
Month:	August

Day	Meter Reading (gallons)	Avg Daily Flow (gpm)	Volume Treated (gpd)	Run Time (hr)
8/1/2006	42239776	79.50	95,400	20
8/2/2006	42335176	117.56	148,128	21
8/3/2006	42483304	168.03	191,552	19
8/4/2006	42674856	140.91	186,004	22
8/5/2006	42860860	101.53	121,830	20
8/6/2006	42982690	90.37	97,602	18
8/7/2006	43080292	108.09	129,709	20
8/8/2006	43210001	91.59	120,903	22
8/9/2006	43330904	83.60	105,336	21
8/10/2006	43436240	134.16	169,040	21
8/11/2006	43605280	140.94	186,036	22
8/12/2006	43791316	83.34	110,012	22
8/13/2006	43901328	39.00	56,164	24
8/14/2006	43957492	135.54	154,520	19
8/15/2006	44112012	83.74	110,532	22
8/16/2006	44222544	132.23	158,672	20
8/17/2006	44381216	130.84	172,704	22
8/18/2006	44553920	81.00	106,926	22
8/19/2006	44660846	93.68	134,898	24
8/20/2006	44795744	94.65	136,292	24
8/21/2006	44932036	134.22	169,120	21
8/22/2006	45101156	111.24	146,832	22
8/23/2006	45247988	89.91	118,683	22
8/24/2006	45366671	87.73	115,805	22
8/25/2006	45482476	89.59	112,884	21
8/26/2006	45595360	94.46	119,016	21
8/27/2006	45714376	94.46	119,016	21
8/28/2006	45833392	108.07	142,648	22
8/29/2006	45976040	165.32	198,384	20
8/30/2006	46174424	203.14	292,520	24
8/31/2006	46466944	164.94	217,724	22
Totals	4444892			663
Average		112.04	143384	21
Maximum		203.14	292520	24

Honeywell Flume Flow Daily Totals

Year:	2006
Month:	September

NJ0156311

Day	Meter Reading	Flows (gpm)	Volume Treated (gpd)	Run Time (hrs/day)
9/1/2006	46684668	191.07	275,144	24
9/2/2006	46959812	184.84	266,168	24
9/3/2006	47225980	128.08	169,068	22
9/4/2006	47395048	141.15	186,324	22
9/5/2006	47581372	194.16	256,292	22
9/6/2006	47837664	180.43	238,168	22
9/7/2006	48075832	136.68	180,412	22
9/8/2006	48256244	152.52	201,320	22
9/9/2006	48457564	127.29	168,028	22
9/10/2006	48625592	85.06	107,172	21
9/11/2006	48732764	113.10	142,500	21
9/12/2006	48875264	169.80	173,196	17
9/13/2006	49048460	113.13	149,328	22
9/14/2006	49197788	163.53	206,044	21
9/15/2006	49403832	214.23	308,484	24
9/16/2006	49712316	136.82	180,600	22
9/17/2006	49892916	102.07	134,732	22
9/18/2006	50027648	168.22	222,052	22
9/19/2006	50249700	158.61	190,328	20
9/20/2006	50440028	137.64	165,172	20
9/21/2006	50605200	88.55	116,884	22
9/22/2006	50722084	162.63	204,908	21
9/23/2006	50926992	160.05	220,868	23
9/24/2006	51147860	120.00	151,196	21
9/25/2006	51299056	162.95	215,100	22
9/26/2006	51514156	136.15	179,724	22
9/27/2006	51693880	167.49	231,132	23
9/28/2006	51925012	108.81	117,516	18
9/29/2006	52042528	120.65	159,256	22
9/30/2006	52201784	90.34	119,249	22
Totals	5636365	143.87	5,636,365	650
Maximum		214.23	308,484	24
Average		143.87	187,879	22

Honeywell Flume Flow Daily Totals

Year:	2006
Month:	October

Day	Meter Reading (gallons)	Avg Daily Flow (gpm)	Volume Treated (gpd)	Run Time (hr)
10/1/2006	52321033	97.87	140,931	24
10/2/2006	52461964	121.94	153,640	21
10/3/2006	52615604	102.49	110,688	18
10/4/2006	52726292	147.88	186,324	21
10/5/2006	52912616	139.36	150,512	18
10/6/2006	53063128	112.98	108,456	16
10/7/2006	53171584	145.21	174,246	20
10/8/2006	53345830	137.24	189,398	23
10/9/2006	53535228	73.64	92,784	21
10/10/2006	53628012	108.03	142,604	22
10/11/2006	53770616	120.49	159,052	22
10/12/2006	53929668	177.72	234,596	22
10/13/2006	54164264	168.30	181,760	18
10/14/2006	54346024	115.58	166,437	24
10/15/2006	54512461	167.57	221,195	22
10/16/2006	54733656	133.85	176,676	22
10/17/2006	54910332	135.65	195,340	24
10/18/2006	55105672	152.37	173,704	19
10/19/2006	55279376	170.27	183,896	18
10/20/2006	55463272	155.93	205,828	22
10/21/2006	55669100	116.78	168,160	24
10/22/2006	55837260	127.57	176,052	23
10/23/2006	56013312	128.12	161,432	21
10/24/2006	56174744	107.19	115,768	18
10/25/2006	56290512	139.57	184,228	22
10/26/2006	56474740	138.84	183,264	22
10/27/2006	56658004	128.89	170,132	22
10/28/2006	56828136	100.72	145,032	24
10/29/2006	56973168	100.72	145,032	24
10/30/2006	57118200	151.13	190,420	21
10/31/2006	57308620	161.38	213,020	22
Totals	5200607	4085.27	5,200,607	792
Average		131.78	167762	21
Maximum		177.72	234596	24

Honeywell Flume Flow Daily Totals

Year:	2006
Month:	November

Day	Meter Reading (gallons)	Avg Daily Flow (gpm)	Volume Treated (gpd)	Run Time (hr)
11/1/2006	57,521,640	169.92	224,300	22
11/2/2006	57,745,940	95.95	138,168	24
11/3/2006	57,884,108	167.99	221,744	22
11/4/2006	58,105,852	158.79	247,720	26
11/5/2006	58,353,572	94.91	79,728	14
11/6/2006	58,433,300	92.86	111,428	20
11/7/2006	58,544,728	117.90	141,480	20
11/8/2006	58,686,208	123.15	162,560	22
11/9/2006	58,848,768	171.60	226,508	22
11/10/2006	59,075,276	175.57	231,752	22
11/11/2006	59,307,028	182.09	262,208	24
11/12/2006	59,569,236	140.93	152,200	18
11/13/2006	59,721,436	145.36	191,880	22
11/14/2006	59,913,316	177.97	234,920	22
11/15/2006	60,148,236	182.04	218,444	20
11/16/2006	60,366,680	154.42	203,832	22
11/17/2006	60,570,512	186.03	245,560	22
11/18/2006	60,816,072	171.25	226,048	22
11/19/2006	61,042,120	139.24	183,800	22
11/20/2006	61,225,920	135.71	146,572	18
11/21/2006	61,372,492	152.15	209,972	23
11/22/2006	61,582,464	150.36	144,346	16
11/23/2006	61,726,810	150.36	144,346	16
11/24/2006	61,871,156	133.69	176,468	22
11/25/2006	62,047,624	89.52	118,170	22
11/26/2006	62,165,794	82.06	118,170	24
11/27/2006	62,283,964	156.11	206,060	22
11/28/2006	62,490,024	178.83	236,060	22
11/29/2006	62,726,084	152.40	201,172	22
11/30/2006	62,927,256	154.29	203,660	22
Totals	5,609,276	146.12	5,609,276	637
Average		131.78	186,976	21
Maximum		177.72	262,208	24

Honeywell Flume Flow Daily Totals

Year:	2006
Month:	December

Day	Meter Reading (gallons)	Average Daily Flow (gpm)	Volume Treated (gpd)	Run Time (hr)
12/1/2006	63130916	142.81	154,236	18
12/2/2006	63285152	146.97	132,274	15
12/3/2006	63417426	156.63	112,770	12
12/4/2006	63530196	153.05	128,564	14
12/5/2006	63658760	151.93	109,392	12
12/6/2006	63768152	104.59	100,404	16
12/7/2006	63868556	111.23	146,824	22
12/8/2006	64015380	134.69	113,140	14
12/9/2006	64128520	122.46	176,340	24
12/10/2006	64304860	77.49	27,896	6
12/11/2006	64332756	148.38	89,028	10
12/12/2006	64421784	141.73	187,088	22
12/13/2006	64608872	80.28	77,068	16
12/14/2006	64685940	150.19	180,224	20
12/15/2006	64866164	127.20	137,372	18
12/16/2006	65003536	118.48	99,520	14
12/17/2006	65103056	108.24	97,416	15
12/18/2006	65200472	153.80	129,188	14
12/19/2006	65329660	144.49	104,036	12
12/20/2006	65433696	176.32	84,632	8
12/21/2006	65518328	141.48	169,772	20
12/22/2006	65688100	110.51	159,128	24
12/23/2006	65847228	151.72	218,476	24
12/24/2006	66065704	0.00	0	0
12/25/2006	66065704	0.00	0	0
12/26/2006	66065704	152.36	201,120	22
12/27/2006	66266824	162.97	215,124	22
12/28/2006	66481948	175.51	252,740	24
12/29/2006	66734688	95.27	125,760	22
12/30/2006	66860448	109.13	144,056	22
12/31/2006	67004504	87.72	73,682	14
Totals	3,947,270		3,947,270	496
Average			127,331	
Maximum			252,740	

Honeywell Flume Flow Daily Totals

Year:	2007
Month:	January

Day	Meter Reading (gallons)	Avg. Daily Flow (gpm)	Volume Treated (gpd)	Run Time (hr)
1/1/2007	67,078,186	124	178,942	24
1/2/2007	67,257,128	126	166,568	22
1/3/2007	67,423,696	154	166,256	18
1/4/2007	67,589,952	83	119,128	24
1/5/2007	67,709,080	161	231,888	24
1/6/2007	67,940,968	176	126,752	12
1/7/2007	68,067,720	48	2,864	1
1/8/2007	68,070,584	152	200,584	22
1/9/2007	68,271,168	158	189,552	20
1/10/2007	68,460,720	152	191,016	21
1/11/2007	68,651,736	172	226,968	22
1/12/2007	68,878,704	153	147,304	16
1/13/2007	69,026,008	81	73,224	15
1/14/2007	69,099,232	50	71,608	24
1/15/2007	69,170,840	117	168,992	24
1/16/2007	69,339,832	114	157,824	23
1/17/2007	69,497,656	120	165,512	23
1/18/2007	69,663,168	137	189,320	23
1/19/2007	69,852,488	116	111,456	16
1/20/2007	69,963,944	207	111,696	9
1/21/2007	70,075,640	154	111,216	12
1/22/2007	70,186,856	129	170,848	22
1/23/2007	70,357,704	159	133,944	14
1/24/2007	70,491,648	99	130,528	22
1/25/2007	70,622,176	101	132,832	22
1/26/2007	70,755,008	119	64,318	9
1/27/2007	70,819,326	159	171,802	18
1/28/2007	70,991,128	122	94,944	13
1/29/2007	71,086,072	141	135,176	16
1/30/2007	71,221,248	126	112,968	15
1/31/2007	71,334,216	0	0	0
Totals	4,077,088	131	135,903	522
Average		126	137,291	18
Maximum		207	231,888	24

Honeywell Flume Flow Daily Totals

Year:	2007
Month:	Febuary

Day	Meter Reading (gallons)	Flows (gpm)	Volume Treated (gpd)	Run Time (hrs/day)
2/1/2007	71334216	199.78	155,832	13
2/2/2007	71490048	156.96	207,192	22
2/3/2007	71697240	156.95	103,587	11
2/4/2007	71800827	156.98	131,859	14
2/5/2007	71932686	175.52	147,434	14
2/6/2007	72080120	158.30	113,976	12
2/7/2007	72194096	149.76	98,840	11
2/8/2007	72292936	108.73	137,000	21
2/9/2007	72429936	108.27	123,432	19
2/10/2007	72553368	108.63	78,216	12
2/11/2007	72631584	108.34	84,504	13
2/12/2007	72716088	125.79	113,208	15
2/13/2007	72829296	121.57	109,416	15
2/14/2007	72938712	109.60	138,096	21
2/15/2007	73076808	123.53	111,176	15
2/16/2007	73187984	124.18	141,568	19
2/17/2007	73329552	106.53	95,876	15
2/18/2007	73425428	106.53	95,876	15
2/19/2007	73521304	115.75	111,120	16
2/20/2007	73632424	134.61	121,152	15
2/21/2007	73753576	91.41	115,176	21
2/22/2007	73868752	119.52	157,768	22
2/23/2007	74026520	152.40	100,584	11
2/24/2007	74127104	98.21	141,416	24
2/25/2007	74268520	100.39	138,544	23
2/26/2007	74407064	131.35	118,216	15
2/27/2007	74525280	117.94	148,608	21
2/28/2007	74673888	123.29	162,744	22
Totals	3339672			467
Average		128.24	125,086	
Maximum			207,192	

Honeywell Flume Flow Daily Totals

Year:	2007
Month:	March

Day	Meter Reading	Flows (gpm)	Volume Treated (gpd)	Run Time (hrs/day)
3/1/2007	74836632	140.04	159,640	19
3/2/2007	74996272	167.90	221,632	22
3/3/2007	75217904	164.52	167,808	17
3/4/2007	75385712	133.51	192,256	24
3/5/2007	75577968	140.74	185,776	22
3/6/2007	75763744	110.07	158,496	24
3/7/2007	75922240	83.29	119,936	24
3/8/2007	76042176	132.19	190,360	24
3/9/2007	76232536	103.26	148,688	24
3/10/2007	76381224	102.34	128,952	21
3/11/2007	76510176	121.80	175,392	24
3/12/2007	76685568	111.79	160,976	24
3/13/2007	76846544	106.90	153,936	24
3/14/2007	77000480	107.09	154,208	24
3/15/2007	77154688	93.87	135,176	24
3/16/2007	77289864	93.00	111,600	20
3/17/2007	77401464	97.28	122,568	21
3/18/2007	77524032	102.04	128,568	21
3/19/2007	77652600	108.32	129,984	20
3/20/2007	77782584	115.94	146,080	21
3/21/2007	77928664	123.66	140,976	19
3/22/2007	78069640	109.18	157,216	24
3/23/2007	78226856	129.10	154,920	20
3/24/2007	78381776	105.52	139,288	22
3/25/2007	78521064	184.41	210,232	19
3/26/2007	78731296	161.74	213,496	22
3/27/2007	78944792	159.38	210,376	22
3/28/2007	79155168	196.47	282,912	24
3/29/2007	79438080	176.11	200,768	19
3/30/2007	79638848	174.58	167,592	16
3/31/2007	79806440	128.45	154,144	20
Totals	5123952	128.53	164,337	671
Average			165,289	
Maximum			282,912	

Honeywell Flume Flow Daily Totals

Year:	2007
Month:	April

Day	Meter Reading	Flows (gpm)	Volume Treated (gpd)	Run Time (hr/day)
4/1/2007	79960584	115.03	144,944	21
4/2/2007	80105528	130.37	164,272	21
4/3/2007	80269800	140.02	176,424	21
4/4/2007	80446224	170.93	235,880	23
4/5/2007	80682104	137.64	198,208	24
4/6/2007	80880312	188.27	259,808	23
4/7/2007	81140120	149.66	197,552	22
4/8/2007	81337672	137.65	115,624	14
4/9/2007	81453296	162.44	204,672	21
4/10/2007	81657968	138.04	157,360	19
4/11/2007	81815328	129.29	131,872	17
4/12/2007	81947200	166.41	209,680	21
4/13/2007	82156880	150.53	216,768	24
4/14/2007	82373648	134.30	185,328	23
4/15/2007	82558976	184.98	244,176	22
4/16/2007	82803152	204.56	294,568	24
4/17/2007	83097720	214.52	283,160	22
4/18/2007	83380880	218.16	314,144	24
4/19/2007	83695024	203.16	268,168	22
4/20/2007	83963192	186.79	235,352	21
4/21/2007	84198544	155.09	158,196	17
4/22/2007	84356740	146.48	158,196	18
4/23/2007	84514936	145.18	200,352	23
4/24/2007	84715288	138.21	199,016	24
4/25/2007	84914304	137.38	181,344	22
4/26/2007	85095648	176.96	191,120	18
4/27/2007	85286768	203.76	281,184	23
4/28/2007	85567952	190.06	205,264	18
4/29/2007	85773216	153.94	175,496	19
4/30/2007	85948712	174.67	188,648	18
Totals	6176776	162.82	207,594	629
Average			205,893	
Maximum			314,144	

Honeywell Flume Flow Daily Totals

Year:	2007	Previous Day
Month:	May	

Day	Meter Reading	Flows (gpm)	Volume Treated (gpd)	Run time (hr/day)
5/1/2007	86137360	180.49	162,440	15
5/2/2007	86299800	209.38	238,696	19
5/3/2007	86538496	167.17	200,608	20
5/4/2007	86739104	190.95	183,312	16
5/5/2007	86922416	139.23	150,368	18
5/6/2007	87072784	122.78	103,136	14
5/7/2007	87175920	164.18	147,760	15
5/8/2007	87323680	185.46	133,528	12
5/9/2007	87457208	141.22	144,040	17
5/10/2007	87601248	110.09	145,320	22
5/11/2007	87746568	150.91	181,088	20
5/12/2007	87927656	125.82	150,984	20
5/13/2007	88078640	186.99	157,072	14
5/14/2007	88235712	159.04	114,512	12
5/15/2007	88350224	136.30	179,912	22
5/16/2007	88530136	168.39	202,064	20
5/17/2007	88732200	97.18	139,944	24
5/18/2007	88872144	171.27	195,253	19
5/19/2007	89067397	162.71	195,253	20
5/20/2007	89262650	147.92	195,254	22
5/21/2007	89457904	193.53	162,568	14
5/22/2007	89620472	147.43	123,840	14
5/23/2007	89744312	125.42	180,600	24
5/24/2007	89924912	132.35	142,940	18
5/25/2007	90067852	170.53	143,244	14
5/26/2007	90211096	187.95	180,432	16
5/27/2007	90391528	117.18	119,524	17
5/28/2007	90511052	99.60	119,524	20
5/29/2007	90630576	222.96	187,288	14
5/30/2007	90817864	211.67	165,104	13
5/31/2007	90982968	222.24	120,008	9
Totals			**4,965,616**	**534**
Average		**159.62**	**160,181**	
Maximum			**238,696**	

Honeywell Flume Flow Daily Totals

Year:	2007
Month:	June

Day	Meter Reading (Gallons)	Avg GPM	Volume Treated GPD	Run Time Hr/Day
6/1/2007	91102976	223.94	201,544	15
6/2/2007	91304520	159.60	124,488	13
6/3/2007	91429008	122.05	124,488	17
6/4/2007	91553496	195.36	234,432	20
6/5/2007	91787928	159.48	229,656	24
6/6/2007	92017584	184.09	231,952	21
6/7/2007	92249536	168.02	221,792	22
6/8/2007	92471328	151.56	190,960	21
6/9/2007	92662288	150.34	189,432	21
6/10/2007	92851720	142.67	179,760	21
6/11/2007	93031480	157.93	198,992	21
6/12/2007	93230472	171.95	134,120	13
6/13/2007	93364592	124.96	172,440	23
6/14/2007	93537032	222.75	187,112	14
6/15/2007	93724144	126.61	151,936	20
6/16/2007	93876080	120.54	173,576	24
6/17/2007	94049656	83.22	99,864	20
6/18/2007	94149520	223.31	174,184	13
6/19/2007	94323704	190.92	126,008	11
6/20/2007	94449712	151.73	172,976	19
6/21/2007	94622688	128.29	169,344	22
6/22/2007	94792032	151.17	208,608	23
6/23/2007	95000640	111.07	153,280	23
6/24/2007	95153920	78.63	103,792	22
6/25/2007	95257712	65.85	94,824	24
6/26/2007	95352536	146.82	211,416	24
6/27/2007	95563952	82.86	119,320	24
6/28/2007	95683272	110.23	158,736	24
6/29/2007	95842008	139.42	167,304	20
6/30/2007	96009312	89.03	128,196	24
Totals	**5034532**			**625**
Average		**144.48**	**169,251**	**20**
Maximum			**234,432**	

Honeywell Flume Flow Daily Totals

Year:	2007
Month:	July

Day	Meter Reading	Flows (gpm)	Volume Treated (gpd)	Run Time (hr/day)
7/1/2007	96137508	102.40	135,164	22
7/2/2007	96272672	142.42	153,816	18
7/3/2007	96426488	189.24	158,960	14
7/4/2007	96585448	89.82	86,224	16
7/5/2007	96671672	187.31	236,008	21
7/6/2007	96907680	130.04	163,848	21
7/7/2007	97071528	197.47	165,872	14
7/8/2007	97237400	181.97	141,936	13
7/9/2006	97379336	108.32	123,480	19
7/10/2006	97502816	119.54	172,136	24
7/11/2006	97674952	173.10	145,400	14
7/12/2006	97820352	165.25	228,040	23
7/13/2006	98048392	190.01	182,408	16
7/14/2006	98230800	90.24	86,629	16
7/15/2006	98317429	120.32	173,259	24
7/16/2006	98490688	160.03	153,632	16
7/17/2006	98644320	94.98	119,672	21
7/18/2006	98763992	156.10	168,584	18
7/19/2006	98932576	159.44	181,760	19
7/20/2006	99114336	133.43	160,120	20
7/21/2006	99274456	112.05	134,464	20
7/22/2006	99408920	113.63	109,088	16
7/23/2006	99518008	176.63	201,360	19
7/24/2006	99719368	147.33	194,472	22
7/25/2006	99913840	149.62	179,542	20
7/26/2006	100093382	177.52	213,018	20
7/27/2006	100306400	179.25	193,591	18
7/28/2006	100499991	181.60	228,815	21
7/29/2006	100728806	155.06	139,551	15
7/30/2006	100868357	175.69	189,746	18
7/31/2006	101058103	168.34	181,809	18
Totals	**4920595**			**576**
Average		**149.29**	**163,975**	
Max			**236,008**	

Honeywell Flume Flow Daily Totals

Year:	2007
Month:	August

Day	Meter Reading	Flows (gpm)	Volume Treated gpd)	Run Time (hr/day)
8/1/2007	1239912	155.19	186,227	20
8/2/2007	1426139	148.31	160,179	18
8/3/2007	1586318	165.14	178,351	18
8/4/2007	1764669	162.15	136,202	14
8/5/2007	1900871	162.85	166,108	17
8/6/2007	2066979	202.69	158,099	13
8/7/2007	2225078	138.68	158,100	19
8/8/2007	2383178	190.25	262,541	23
8/9/2007	2645719	190.79	251,849	22
8/10/2007	2897568	160.00	211,204	22
8/11/2007	3108772	174.12	229,840	22
8/12/2007	3338612	186.83	246,622	22
8/13/2007	3585234	158.64	209,402	22
8/14/2007	3794636	148.87	187,571	21
8/15/2007	3982207	167.56	221,182	22
8/16/2007	4203389	202.92	219,154	18
8/17/2007	4422543	148.64	205,122	23
8/18/2007	4627665	128.12	169,122	22
8/19/2007	4796787	159.97	153,575	16
8/20/2007	4950362	103.20	123,843	20
8/21/2007	5074205	139.62	201,047	24
8/22/2007	5275252	165.04	207,946	21
8/23/2007	5483198	180.78	195,241	18
8/24/2007	5678439	165.18	198,220	20
8/25/2007	5876659	95.34	131,574	23
8/26/2007	6008233	101.73	140,390	23
8/27/2007	6148623	172.10	175,541	17
8/28/2007	6324164	175.90	221,629	21
8/29/2007	6545793	136.13	163,352	20
8/30/2007	6709145	158.16	199,277	21
8/31/2007	6908422	180.50	151,620	14
Totals	5820130			616
Average		158.88	189,496	
Maximum			262,541	

Honeywell Flume Flow Daily Totals

Year:	2007
Month:	September

Day	Meter Reading	Flows (gpm)	Volume Treated (gpd)	Run Time (hr/day)
9/1/2007	7060042	142.07	179,011	21
9/2/2007	7239053	114.36	130,366	19
9/3/2007	7369419	89.97	107,968	20
9/4/2007	7477387	153.04	156,098	17
9/5/2007	7633485	111.20	140,118	21
9/6/2007	7773603	138.14	165,766	20
9/7/2007	7939369	117.53	133,989	19
9/8/2007	8073358	101.51	133,989	22
9/9/2007	8207347	1.27	152	2
9/10/2007	8207499	140.81	143,631	17
9/11/2007	8351130	146.44	175,733	20
9/12/2007	8526863	154.06	175,630	19
9/13/2007	8702493	236.53	212,879	15
9/14/2007	8915372	173.28	239,124	23
9/15/2007	9154496	150.91	199,204	22
9/16/2007	9353700	140.80	185,856	22
9/17/2007	9539556	149.79	197,728	22
9/18/2007	9737284	170.77	215,170	21
9/19/2007	9952454	170.80	215,209	21
9/20/2007	10167663	177.92	224,185	21
9/21/2007	10391848	163.33	235,194	24
9/22/2007	10627042	118.24	156,081	22
9/23/2007	10783123	148.95	205,553	23
9/24/2007	10988676	157.55	189,061	20
9/25/2007	11177737	153.86	203,099	22
9/26/2007	11380836	155.06	167,470	18
9/27/2007	11548306	190.70	228,845	20
9/28/2007	11777151	116.70	168,043	24
9/29/2007	11945194	97.07	128,132	22
9/30/2007	12073326	115.63	159,563	23
Total	**5013284**			**602**
Average		**139.94**	**174,470**	
Maximum			**239,124**	

Honeywell Flume Flow Daily Totals

Year:	2007
Month:	October

Day	Meter Reading	Flows (gpm)	Volume Treated (gpd)	Run Time (hrs/day)
10/1/2007	12232889	119.75	158,070	22
10/2/2007	12390959	182.18	218,613	20
10/3/2007	12609572	184.35	232,287	21
10/4/2007	12841859	154.52	222,503	24
10/5/2007	13064362	106.19	140,175	22
10/6/2007	13204537	93.65	129,241	23
10/7/2007	13333778	87.96	121,386	23
10/8/2007	13455164	178.99	214,783	20
10/9/2007	13669947	152.38	182,861	20
10/10/2007	13852808	182.94	197,572	18
10/11/2007	14050380	180.04	172,840	16
10/12/2007	14223220	151.53	181,831	20
10/13/2007	14405051	157.32	151,024	16
10/14/2007	14556075	144.61	138,821	16
10/15/2007	14694896	133.30	151,957	19
10/16/2007	14846853	155.74	149,515	16
10/17/2007	14996368	183.89	165,497	15
10/18/2007	15161865	196.14	152,988	13
10/19/2007	15314853	181.59	217,908	20
10/20/2007	15532761	156.42	150,167	16
10/21/2007	15682928	88.02	110,906	21
10/22/2007	15793834	171.49	164,633	16
10/23/2007	15958467	163.00	146,697	15
10/24/2007	16105164	203.93	134,596	11
10/25/2007	16239760	210.34	126,205	10
10/26/2007	16365965	165.91	199,097	20
10/27/2007	16565062	166.70	190,034	19
10/28/2007	16755096	169.38	172,764	17
10/29/2007	16927860	183.76	198,460	18
10/30/2007	17126320	124.07	163,774	22
10/31/2007	17290094	208.71	187,838	15
Totals	5245043			564
Average			169,195	
Maximum			232,287	

Honeywell Flume Flow Daily Totals

Year:	2007
Month:	November

Day	Meter Reading (gal)	Flows (gpm)	Volume Treated (gpd)	Run Time (hr/day)
11/1/2007	17477932	201.50	181,352	15
11/2/2007	17659284	175.58	221,228	21
11/3/2007	17880512	113.93	157,224	23
11/4/2007	18037736	116.37	125,680	18
11/5/2007	18163416	153.66	184,386	20
11/6/2007	18347802	166.40	199,680	20
11/7/2007	18547482	147.29	185,580	21
11/8/2007	18733062	137.41	148,404	18
11/9/2007	18881466	165.05	158,448	16
11/10/2007	19039914	156.37	168,880	18
11/11/2007	19208794	165.51	109,236	11
11/12/2007	19318030	180.68	130,088	12
11/13/2007	19448118	169.83	173,224	17
11/14/2007	19621342	154.91	176,594	19
11/15/2007	19797936	132.51	159,010	20
11/16/2007	19956946	176.91	180,450	17
11/17/2007	20137396	187.92	112,754	10
11/18/2007	20250150	73.35	88,020	20
11/19/2007	20338170	163.77	196,520	20
11/20/2007	20534690	162.43	175,420	18
11/21/2007	20710110	136.26	163,515	20
11/22/2007	20873625	123.88	163,515	22
11/23/2007	21037140	158.10	151,780	16
11/24/2007	21188920	106.64	95,978	15
11/25/2007	21284898	164.87	128,598	13
11/26/2007	21413496	130.86	180,586	23
11/27/2007	21594082	241.68	203,012	14
11/28/2007	21797094	166.92	200,298	20
11/29/2007	21997392	198.38	166,636	14
11/30/2007	22164028	180.13	194,542	18
Totals	4686096			529
Average		156.97	161,409	
Maximum			221,228	

Honeywell Flume Flow Daily Totals

Year:	2007
Month:	December

Day	Meter Reading	Flows (gpm)	Volume Treated (gal/day)	Run Time (hr/day)
12/1/2007	22358570	106.96	102,684	16
12/2/2007	22461254	97.47	111,112	19
12/3/2007	22572366	182.37	186,014	17
12/4/2007	22758380	185.59	178,168	16
12/5/2007	22936548	139.93	142,730	17
12/6/2007	23079278	118.49	142,182	20
12/7/2007	23221460	205.28	172,434	14
12/8/2007	23393894	165.25	128,896	13
12/9/2007	23522790	81.22	112,088	23
12/10/2007	23634878	112.34	155,024	23
12/11/2007	23789902	107.65	155,022	24
12/12/2007	23944924	87.05	125,354	24
12/13/2007	24070278	110.47	159,078	24
12/14/2007	24229356	176.45	254,094	24
12/15/2007	24483450	113.33	163,190	24
12/16/2007	24646640	171.30	164,452	16
12/17/2007	24811092	185.49	222,582	20
12/18/2007	25033674	178.04	170,914	16
12/19/2007	25204588	197.29	189,396	16
12/20/2007	25393984	183.94	176,578	16
12/21/2007	25570562	171.05	164,208	16
12/22/2007	25734770	147.97	124,293	14
12/23/2007	25859063	147.97	124,293	14
12/24/2007	25983356	157.83	132,573	14
12/25/2007	26115929	138.10	132,573	16
12/26/2007	26248502	144.17	172,998	20
12/27/2007	26421500	164.26	137,980	14
12/28/2007	26559480	208.12	299,692	24
12/29/2007	26859172	177.77	170,658	16
12/30/2007	27029830	167.31	170,658	17
12/31/2007	27200488	165.00	178,452	22
Totals	**4841918**	**151.47**		**569**
Average		**151.47**	**160,736**	
Maximum		**208.12**	**299,692**	

Honeywell Flume Flow Daily Totals

Year:	2008
Month:	January

Day	Meter Reading	Flows (gpm)	Volume Treated (gpd)	Run Time (hr/day)
1/1/2008	27378940	135.19	178,452	22
1/2/2008	27557392	205.11	221,522	18
1/3/2008	27778914	148.20	160,060	18
1/4/2008	27938974	177.28	180,826	17
1/5/2008	28119800	193.38	174,044	15
1/6/2008	28293844	165.04	148,532	15
1/7/2008	28442376	143.96	129,566	15
1/8/2008	28571942	80.62	116,092	24
1/9/2008	28688034	153.87	193,878	21
1/10/2008	28881912	159.34	181,652	19
1/11/2008	29063564	179.35	236,746	22
1/12/2008	29300310	228.11	301,106	22
1/13/2008	29601416	91.89	126,808	23
1/14/2008	29728224	151.80	200,380	22
1/15/2008	29928604	171.64	236,866	23
1/16/2008	30165470	167.70	191,178	19
1/17/2008	30356648	153.11	174,550	19
1/18/2008	30531198	160.39	221,338	23
1/19/2008	30752536	220.30	290,790	22
1/20/2008	31043326	173.62	156,256	15
1/21/2008	31199582	112.14	121,112	18
1/22/2008	31320694	164.65	207,460	21
1/23/2008	31528154	136.49	163,792	20
1/24/2008	31691946	146.26	210,616	24
1/25/2008	31902562	114.66	137,586	20
1/26/2008	32040148	116.63	167,948	24
1/27/2008	32208096	99.20	113,084	19
1/28/2008	32321180	164.71	197,646	20
1/29/2008	32518826	142.43	205,102	24
1/30/2008	32723928	140.32	185,218	22
1/31/2008	32909146	114.30	96,008	14
Totals	4942240			620
Maximum			301,106	
Average		154.09	183,567	

Honeywell Flume Flow Daily Totals

Year:	2008
Month:	Febuary

Day	Meter Reading	Flows	Volume Treated	Run Time
2/1/2008	33005154	208.63	275,386	22
2/2/2008	33280540	150.04	189,048	21
2/3/2008	33469588	151.74	182,084	20
2/4/2008	33651672	223.81	241,716	18
2/5/2008	33893388	189.13	192,912	17
2/6/2008	34086300	199.39	203,376	17
2/7/2008	34289676	206.92	198,644	16
2/8/2008	34488320	181.27	206,648	19
2/9/2008	34694968	229.48	330,448	24
2/10/2008	35025416	106.96	96,260	15
2/11/2008	35121676	142.97	120,098	14
2/12/2008	35241774	145.87	140,038	16
2/13/2008	35381812	218.06	314,000	24
2/14/2008	35695812	226.91	326,748	24
2/15/2008	36022560	188.74	249,132	22
2/16/2008	36271692	237.16	241,903	17
2/17/2008	36513595	209.28	288,804	23
2/18/2008	36802399	189.86	193,657	17
2/19/2008	36996056	215.88	272,004	21
2/20/2008	37268060	162.41	214,384	22
2/21/2008	37482444	143.52	155,004	18
2/22/2008	37637448	154.89	185,864	20
2/23/2008	37823312	93.63	129,208	23
2/24/2008	37952520	57.76	83,172	24
2/25/2008	38035692	231.88	333,908	24
2/26/2008	38369600	201.49	265,964	22
2/27/2008	38635564	99.88	119,856	20
2/28/2008	38755420	74.68	107,540	24
2/29/2008	38862960	151.12	181,340	20
Totals	**5750266**			**596**
Average		**172.94**	**209,207**	
Maximum			**333,908**	

Honeywell Flume Flow Daily Totals

Year:	2008
Month:	March

Day	Meter Reading (gallons)	Flows (gpm)	Volume Treated (gpd)	Run Time (hr/day)
3/1/2008	39044300	138.37	99,628	12
3/2/2008	39143928	137.52	99,016	12
3/3/2008	39242944	217.85	274,496	21
3/4/2008	39517440	200.84	144,608	12
3/5/2008	39662048	138.74	133,192	16
3/6/2008	39795240	210.51	265,248	21
3/7/2008	40060488	192.23	230,672	20
3/8/2008	40291160	132.58	167,048	21
3/9/2008	40458208	115.84	132,052	19
3/10/2008	40590260	173.90	229,544	22
3/11/2008	40819804	164.27	216,840	22
3/12/2008	41036644	152.13	209,940	23
3/13/2008	41246584	119.79	165,308	23
3/14/2008	41411892	133.54	136,212	17
3/15/2008	41548104	102.27	98,176	16
3/16/2008	41646280	102.73	98,616	16
3/17/2008	41744896	181.22	239,216	22
3/18/2008	41984112	137.72	123,944	15
3/19/2008	42108056	192.85	185,136	16
3/20/2008	42293192	150.78	180,932	20
3/21/2008	42474124	191.93	253,352	22
3/22/2008	42727476	152.76	146,645	16
3/23/2008	42874121	146.16	140,311	16
3/24/2008	43014432	131.92	142,476	18
3/25/2008	43156908	165.43	138,960	14
3/26/2008	43295868	133.58	120,224	15
3/27/2008	43416092	165.17	208,120	21
3/28/2008	43624212	193.39	139,240	12
3/29/2008	43763452	182.17	109,304	10
3/30/2008	43872756	169.22	111,684	11
3/31/2008	43984440	173.84	187,744	18
Totals	5127884			539
Average		158.10	168,541	
Maximum			274,496	

Honeywell Flume Flow Daily Totals

Year:	2008
Month:	April

Day	Meter Reading (gallons)	Flows (gpm)	Volume Treated (gpd)	Run Time (hrs/day)
4/1/2008	44172184	124.13	141,512	19
4/2/2008	44313696	144.35	147,240	17
4/3/2008	44460936	187.33	224,792	20
4/4/2008	44685728	216.75	143,056	11
4/5/2008	44828784	187.06	190,804	17
4/6/2008	45019588	120.79	101,464	14
4/7/2008	45121052	186.42	201,332	18
4/8/2008	45322384	170.55	184,192	18
4/9/2008	45506576	135.01	170,116	21
4/10/2008	45676692	137.18	181,080	22
4/11/2008	45857772	169.85	173,252	17
4/12/2008	46031024	130.49	140,932	18
4/13/2008	46171956	128.50	146,488	19
4/14/2008	46318444	160.43	192,512	20
4/15/2008	46510956	179.15	182,732	17
4/16/2008	46693688	179.13	161,220	15
4/17/2008	46854908	154.69	157,780	17
4/18/2008	47012688	148.57	160,456	18
4/19/2008	47173144	126.01	136,092	18
4/20/2008	47309236	160.33	144,300	15
4/21/2008	47453536	135.14	170,272	21
4/22/2008	47623808	175.19	157,672	15
4/23/2008	47781480	97.86	117,428	20
4/24/2008	47898908	149.09	205,744	23
4/25/2008	48104652	134.32	169,248	21
4/26/2008	48273900	111.86	134,236	20
4/27/2008	48408136	155.72	140,152	15
4/28/2008	48548288	147.25	150,200	17
4/29/2008	48698488	129.76	124,572	16
4/30/2008	48823060	153.86	212,324	23
Totals	4863200			542
Average		151.23	162,107	
Minimum			101,464	
Maximum			224,792	

Honeywell Flume Flow Daily Totals

Year:	2008	Previous Day
Month:	May	

Day	Meter Reading (gallons)	Flows (gpm)	Volume Treated (gpd)	Run time (hr/day)
5/1/2008	49035384	176.58	222,488	21
5/2/2008	49257872	149.32	152,304	17
5/3/2008	49410176	126.17	136,264	18
5/4/2008	49546440	126.72	106,448	14
5/5/2008	49652888	153.44	174,916	19
5/6/2008	49827804	101.90	140,620	23
5/7/2008	49968424	169.65	152,688	15
5/8/2008	50121112	157.07	169,636	18
5/9/2008	50290748	171.66	164,796	16
5/10/2008	50455544	155.21	158,316	17
5/11/2008	50613860	140.71	151,964	18
5/12/2008	50765824	173.18	166,248	16
5/13/2008	50932072	184.08	176,720	16
5/14/2008	51108792	129.25	186,120	24
5/15/2008	51294912	203.56	183,208	15
5/16/2008	51478120	210.64	176,936	14
5/17/2008	51655056	119.89	129,480	18
5/18/2008	51784536	74.30	106,988	24
5/19/2008	51891524	213.56	217,836	17
5/20/2008	52109360	196.78	224,324	19
5/21/2008	52333684	195.41	211,040	18
5/22/2008	52544724	155.09	186,104	20
5/23/2008	52730828	186.67	190,408	17
5/24/2008	52921236	129.39	139,740	18
5/25/2008	53060976	88.46	84,920	16
5/26/2008	53145896	139.57	192,600	23
5/27/2008	53338496	137.03	172,656	21
5/28/2008	53511152	156.11	168,596	18
5/29/2008	53679748	121.57	160,476	22
5/30/2008	53840224	120.70	144,838	20
5/31/2008	53985062	100.58	144,838	24
Totals	**5094516**			**576**
Maximum		**150.46**	**224,324**	
Average			**164,339**	

Honeywell Flume Flow Daily Totals

Year:	2008
Month:	June

Day	Meter Reading (gallons)	Avg (gpm)	Volume Treated (gal/day)	Run Time (hr/day)
6/1/2008	54129900	147.47	194,664	22
6/2/2008	54324564	159.84	153,448	16
6/3/2008	54478012	140.22	151,440	18
6/4/2008	54629452	135.84	146,712	18
6/5/2008	54776164	110.97	126,504	19
6/6/2008	54902668	118.56	142,268	20
6/7/2008	55044936	132.02	110,900	14
6/8/2008	55155836	135.68	105,828	13
6/9/2008	55261664	135.31	113,660	14
6/10/2008	55375324	157.43	132,244	14
6/11/2008	55507568	137.57	123,812	15
6/12/2008	55631380	144.76	130,280	15
6/13/2008	55761660	134.66	193,910	24
6/14/2008	55955570	71.73	94,690	22
6/15/2008	56050260	82.68	99,220	20
6/16/2008	56149480	154.31	194,436	21
6/17/2008	56343916	130.05	140,456	18
6/18/2008	56484372	110.75	119,608	18
6/19/2008	56603980	124.20	126,688	17
6/20/2008	56730668	121.59	131,312	18
6/21/2008	56861980	115.19	117,492	17
6/22/2008	56979472	138.55	108,072	13
6/23/2008	57087544	140.03	126,024	15
6/24/2008	57213568	117.37	126,764	18
6/25/2008	57340332	133.78	128,428	16
6/26/2008	57468760	124.57	104,636	14
6/27/2008	57573396	126.39	151,664	20
6/28/2008	57725060	68.77	99,022	24
6/29/2008	57824082	68.77	99,022	24
6/30/2008	57923104	72.93	100,644	23
Totals	**3893848**			**540**
Average		**123.07**	**129,795**	**18**
Maximum			**194,664**	**24**

Honeywell Flume Flow Daily Totals

Year:	2008
Month:	July

Day	Meter Reading	Flows (gpm)	Volume Treated (gpd)	Run Time (hrs/day)
7/1/2008	58023748	137.76	132,252	16
7/2/2008	58156000	130.14	109,316	14
7/3/2008	58265316	112.46	87,716	13
7/4/2008	58353032	104.42	87,716	14
7/5/2008	58440748	129.80	116,816	15
7/6/2008	58557564	103.82	74,752	12
7/7/2008	58632316	110.55	92,860	14
7/8/2008	58725176	139.33	91,956	11
7/9/2008	58817132	121.11	72,664	10
7/10/2008	58889796	134.63	145,400	18
7/11/2008	59035196	142.16	85,296	10
7/12/2008	59120492	130.76	86,304	11
7/13/2008	59206796	133.37	96,028	12
7/14/2008	59302824	110.71	119,564	18
7/15/2008	59422388	126.11	121,068	16
7/16/2008	59543456	105.53	88,644	14
7/17/2008	59632100	92.93	78,060	14
7/18/2008	59710160	150.42	108,304	12
7/19/2008	59818464	97.81	76,288	13
7/20/2008	59894752	92.64	77,820	14
7/21/2008	59972572	132.61	95,480	12
7/22/2008	60068052	101.20	91,080	15
7/23/2008	60159132	164.08	108,296	11
7/24/2008	60267428	136.88	90,344	11
7/25/2008	60357772	95.46	45,820	8
7/26/2008	60403592	181.37	174,116	16
7/27/2008	60577708	112.68	81,132	12
7/28/2008	60658840	133.74	128,391	16
7/29/2008	60787231	134.96	145,753	18
7/30/2008	60932984	170.76	143,436	14
7/31/2008	61076420	101.54	115,756	19
Totals	3052672			423
Maximum			174,116	
Average		124.89	102,207	

Honeywell Flume Flow Daily Totals

Year:	2008
Month:	August

Day	Meter Reading	Flows	Volume Treated	Run Time
8/1/2008	61192176	169.25	101,548	10
8/2/2008	61293724	142.43	102,552	12
8/3/2008	61396276	145.60	113,568	13
8/4/2008	61509844	121.51	116,652	16
8/5/2008	61626496	144.58	112,776	13
8/6/2008	61739272	126.79	106,500	14
8/7/2008	61845772	129.25	116,328	15
8/8/2008	61962100	154.04	166,364	18
8/9/2008	62128464	114.71	110,120	16
8/10/2008	62238584	97.28	87,556	15
8/11/2008	62326140	144.70	104,184	12
8/12/2008	62430324	127.92	76,752	10
8/13/2008	62507076	97.91	76,372	13
8/14/2008	62583448	107.13	83,564	13
8/15/2008	62667012	145.08	104,456	12
8/16/2008	62771468	107.05	64,228	10
8/17/2008	62835696	99.02	65,356	11
8/18/2008	62901052	101.45	66,956	11
8/19/2008	62968008	120.59	86,824	12
8/20/2008	63054832	107.76	64,656	10
8/21/2008	63119488	111.75	80,460	12
8/22/2008	63199948	116.95	70,172	10
8/23/2008	63270120	130.07	62,432	8
8/24/2008	63332552	0.00	0	0
8/25/2008	63332552	123.79	103,980	14
8/26/2008	63436532	83.63	40,140	8
8/27/2008	63476672	125.51	75,308	10
8/28/2008	63551980	141.70	93,524	11
8/29/2008	63645504	12.17	1,460	2
8/30/2008	63646964	0.00	0	0
8/31/2008	63646964	186.49	111,896	10
Totals	2566684			341
Average		114.07	82,796	11
Maximum			166,364	

Honeywell Flume Flow Daily Totals

Year:	2008
Month:	September

Day	Meter Reading (GAL)	Flows (GPM)	Volume Treated (GPD)	Run Time (HR/DAY)
9/1/2008	63758860	111.21	153,464	23
9/2/2008	63912324	145.18	139,368	16
9/3/2008	64051692	97.84	82,184	14
9/4/2008	64133876	140.47	84,284	10
9/5/2008	64218160	117.71	77,688	11
9/6/2008	64295848	169.02	121,696	12
9/7/2008	64417544	143.85	138,092	16
9/8/2008	64555636	190.64	183,016	16
9/9/2008	64738652	134.27	169,180	21
9/10/2008	64907832	151.75	182,100	20
9/11/2008	65089932	133.78	160,532	20
9/12/2008	65250464	71.35	102,750	24
9/13/2008	65353214	71.35	102,750	24
9/14/2008	65455964	132.89	63,788	8
9/15/2008	65519752	93.50	89,764	16
9/16/2008	65609516	92.05	77,324	14
9/17/2008	65686840	0.00	0	0
9/18/2008	65686840	213.42	140,860	11
9/19/2008	65827700	127.89	69,060	9
9/20/2008	65896760	102.64	49,268	8
9/21/2008	65946028	109.61	65,768	10
9/22/2008	66011796	112.13	67,280	10
9/23/2008	66079076	114.03	75,260	11
9/24/2008	66154336	86.41	62,216	12
9/25/2008	66216552	171.50	92,612	9
9/26/2008	66309164	157.47	179,516	19
9/27/2008	66488680	75.40	72,382	16
9/28/2008	66561062	50.27	72,382	24
9/29/2008	66633444	83.10	119,660	24
9/30/2008	66753104	155.21	121,060	13
Totals	2994244			441
Average		118.53	103,843	
Maximum			183,016	

Honeywell Flume Flow Daily Totals

Year:	2008
Month:	October

Day	Meter Reading (gallons)	Flows (gpm)	Volume Treated (gpd)	Run Time (hr/day)
10/1/2008	66874164	96.52	98,452	17
10/2/2008	66972616	87.49	73,492	14
10/3/2008	67046108	135.54	81,324	10
10/4/2008	67127432	83.49	55,104	11
10/5/2008	67182536	80.30	53,000	11
10/6/2008	67235536	109.20	78,624	12
10/7/2008	67314160	118.99	71,392	10
10/8/2008	67385552	114.22	75,384	11
10/9/2008	67460936	103.31	68,184	11
10/10/2008	67529120	103.00	74,160	12
10/11/2008	67603280	84.78	55,952	11
10/12/2008	67659232	73.08	43,848	10
10/13/2008	67703080	116.57	83,928	12
10/14/2008	67787008	98.61	59,168	10
10/15/2008	67846176	108.33	58,496	9
10/16/2008	67904672	105.58	50,680	8
10/17/2008	67955352	165.69	99,416	10
10/18/2008	68054768	116.47	55,904	8
10/19/2008	68110672	107.90	45,320	7
10/20/2008	68155992	105.91	63,544	10
10/21/2008	68219536	107.33	64,400	10
10/22/2008	68283936	119.55	57,384	8
10/23/2008	68341320	135.44	97,520	12
10/24/2008	68438840	121.67	73,000	10
10/25/2008	68511840	87.28	47,132	9
10/26/2008	68558972	87.28	47,132	9
10/27/2008	68606104	106.87	70,536	11
10/28/2008	68676640	125.81	105,680	14
10/29/2008	68782320	178.75	150,152	14
10/30/2008	68932472	117.75	141,304	20
10/31/2008	69073776	108.97	91,536	14
Totals	2291148			345
Average			73,908	
Maximum			150,152	

Honeywell Flume Flow Daily Totals

Year:	2008
Month:	November

Day	Meter Reading	Flows (GPM)	Volume Treated (GPD)	Run Time (HR/DAY)
11/1/2008	69165312	126.53	53,144	7
11/2/2008	69218456	114.05	54,744	8
11/3/2008	69273200	128.62	61,736	8
11/4/2008	69334936	136.76	98,464	12
11/5/2008	69433400	118.13	63,792	9
11/6/2008	69497192	128.52	69,400	9
11/7/2008	69566592	74.97	62,972	14
11/8/2008	69629564	74.97	62,972	14
11/9/2008	69692536	30.00	9,000	5
11/10/2008	69701536	133.62	144,312	18
11/11/2008	69845848	113.30	108,768	16
11/12/2008	69954616	84.59	121,808	24
11/13/2008	70076424	135.86	105,972	13
11/14/2008	70182396	79.86	86,252	18
11/15/2008	70268648	138.44	99,680	12
11/16/2008	70368328	91.61	98,936	18
11/17/2008	70467264	104.65	75,348	12
11/18/2008	70542612	94.59	79,452	14
11/19/2008	70622064	129.90	101,320	13
11/20/2008	70723384	91.44	76,808	14
11/21/2008	70800192	103.43	74,472	12
11/22/2008	70874664	95.48	74,472	13
11/23/2008	70949136	86.80	52,080	10
11/24/2008	71001216	107.24	96,520	15
11/25/2008	71097736	108.47	97,624	15
11/26/2008	71195360	104.17	75,000	12
11/27/2008	71270360	91.77	60,568	11
11/28/2008	71330928	88.83	53,296	10
11/29/2008	71384224	85.98	56,744	11
11/30/2008	71440968	87.77	63,192	12
Totals	**2275656**			**379**
Average		**103.01**	**79,247**	
Maximum			**144,312**	

Honeywell Flume Flow Daily Totals

Year:	2008
Month:	December

Day	Meter Reading	Flows (gpm)	Volume Treated (gpd)	Run Time (hr/day)
12/1/2008	71504169	94.41	84,967	15
12/2/2008	71589136	97.54	122,896	21
12/3/2008	71712032	69.79	71,184	17
12/4/2008	71783216	88.17	79,352	15
12/5/2008	71862568	72.76	13,096	3
12/6/2008	71875664	65.42	94,200	24
12/7/2008	71969864	68.26	94,200	23
12/8/2008	72064064	61.19	80,765	22
12/9/2008	72144829	65.77	71,027	18
12/10/2008	72215856	104.11	99,944	16
12/11/2008	72315800	107.45	141,832	22
12/12/2008	72457632	200.50	264,656	22
12/13/2007	72722288	154.94	204,520	22
12/14/2008	72926808	167.24	210,720	21
12/15/2008	73137528	152.87	220,136	24
12/16/2008	73357664	156.93	207,144	22
12/17/2008	73564808	146.33	193,152	22
12/18/2008	73757960	140.56	185,544	22
12/19/2008	73943504	159.68	229,944	24
12/20/2008	74173448	153.35	220,824	24
12/21/2008	74394272	144.08	190,184	22
12/22/2008	74584456	141.32	186,544	22
12/23/2008	74771000	131.14	157,368	20
12/24/2008	74928368	109.42	144,434	22
12/25/2008	75072802	100.30	144,434	24
12/26/2008	75217236	100.30	144,436	24
12/27/2008	75361672	134.69	177,792	22
12/28/2008	75539464	150.37	198,488	22
12/29/2008	75737952	139.58	192,624	23
12/30/2008	75930576	148.80	196,416	22
12/31/2008	76126992	138.46	182,764	22
Totals	4622823			644
Average		121.47	155,019	
Maximum			264,656	

Honeywell Flume Flow Daily Totals

Year:	2009
Month:	January

Day	Meter Reading	Flows (gpm)	Volume Treated (gpd)	Run Time (hr/day)
1/1/2009	76309756	138.46	182,764	22
1/2/2009	76492520	167.23	230,784	23
1/3/2009	76723304	104.03	149,796	24
1/4/2009	76873100	104.03	149,796	24
1/5/2009	77022896	136.91	180,720	22
1/6/2009	77203616	136.61	180,328	22
1/7/2009	77383944	131.50	173,576	22
1/8/2009	77557520	128.16	169,176	22
1/9/2009	77726696	127.45	168,240	22
1/10/2009	77894936	223.43	214,488	16
1/11/2009	78109424	162.33	214,272	22
1/12/2009	78323696	156.62	140,960	15
1/13/2009	78464656	169.98	193,776	19
1/14/2009	78658432	162.60	165,848	17
1/15/2009	78824280	125.91	151,096	20
1/16/2009	78975376	112.37	155,064	23
1/17/2009	79130440	117.11	133,508	19
1/18/2009	79263948	105.96	133,508	21
1/19/2009	79397456	150.93	144,896	16
1/20/2009	79542352	162.96	146,664	15
1/21/2009	79689016	171.40	143,976	14
1/22/2009	79832992	157.54	160,688	17
1/23/2009	79993680	88.20	121,712	23
1/24/2009	80115392	150.35	135,312	15
1/25/2009	80250704	110.84	133,008	20
1/26/2009	80383712	147.09	176,512	20
1/27/2009	80560224	136.98	164,376	20
1/28/2009	80724600	116.97	147,376	21
1/29/2009	80871976	163.93	88,520	9
1/30/2009	80960496	132.88	175,400	22
1/31/2009	81135896	136.15	179,712	22
Totals	4826140			609
Average		139.90	162,936	
Maximum			230,784	

Honeywell Flume Flow Daily Totals

Year:	2009
Month:	February

Day	Meter Reading	Flows (gpm)	Volume Treated (gpd)	Run Time (hr/day)
2/1/2009	81315608	125.16	165,208	22
2/2/2009	81480816	130.35	172,064	22
2/3/2009	81652880	128.55	169,688	22
2/4/2009	81822568	122.12	161,192	22
2/5/2009	81983760	148.46	160,336	18
2/6/2009	82144096	181.51	185,144	17
2/7/2009	82329240	163.90	137,672	14
2/8/2009	82466912	129.00	139,320	18
2/9/2009	82606232	166.99	140,272	14
2/10/2009	82746504	150.78	199,024	22
2/11/2009	82945528	145.35	191,856	22
2/12/2009	83137384	136.64	180,368	22
2/13/2009	83317752	88.73	117,124	22
2/14/2009	83434876	81.34	117,124	24
2/15/2009	83552000	110.89	153,024	23
2/16/2009	83705024	137.23	189,376	23
2/17/2009	83894400	137.04	180,896	22
2/18/2009	84075296	187.44	157,448	14
2/19/2009	84232744	144.99	191,384	22
2/20/2009	84424128	163.56	147,200	15
2/21/2009	84571328	133.85	136,528	17
2/22/2009	84707856	99.14	118,968	20
2/23/2009	84826824	144.82	165,096	19
2/24/2009	84991920	154.46	157,552	17
2/25/2009	85149472	135.86	146,728	18
2/26/2009	85296200	135.68	154,680	19
2/27/2009	85450880	118.94	157,000	22
2/28/2009	85607880	71.31	77,016	18
Totals	**4,369,288**			**550**
Average			**156,046**	
Maximum			**199,024**	

Honeywell Flume Flow Daily Totals

Year:	2009
Month:	March

Day	Meter Reading	Flows (gpm)	Volume Treated (gpd)	Run Time (hr/day)
3/1/2009	85684896	112	147,544	22
3/2/2009	85832440	120	158,064	22
3/3/2009	85990504	111	146,040	22
3/4/2009	86136544	126	166,312	22
3/5/2009	86302856	114	150,680	22
3/6/2009	86453536	141	185,680	22
3/7/2009	86639216	114	150,728	22
3/8/2009	86789944	105	138,344	22
3/9/2009	86928288	126	165,664	22
3/10/2009	87093952	133	175,072	22
3/11/2009	87269024	129	169,728	22
3/12/2009	87438752	116	153,608	22
2/13/2009	87592360	193	243,400	21
3/14/2009	87835760	124	156,576	21
3/15/2009	87992336	76	109,176	24
3/16/2009	88101512	146	183,552	21
3/17/2009	88285064	118	155,336	22
3/18/2009	88440400	131	164,632	21
3/19/2009	88605032	126	158,856	21
3/20/2009	88763888	110	131,504	20
3/21/2009	88895392	90	107,464	20
3/22/2009	89002856	112	120,840	18
3/23/2009	89123696	113	122,256	18
3/24/2009	89245952	124	119,192	16
3/25/2009	89365144	83	104,640	21
3/26/2009	89469784	114	150,608	22
3/27/2009	89620392	97	127,808	22
3/28/2009	89748200	66	94,320	24
3/29/2009	89842520	66	94,320	24
3/30/2009	89936840	76	91,608	20
3/31/2009	90028448	133	175,240	22
Totals	4343552			662
Average		114	145,767	
Maximum			243,400	

Honeywell Flume Flow Daily Totals

Year:	2009
Month:	April

Day	Meter Reading	Flows (gpm)	Volume Treated (gpd)	Run Time (hr/day)
4/1/2009	90203688	123.98	163,656	22
4/2/2009	90367344	122.53	124,976	17
4/3/2009	90492320	121.98	139,056	19
4/4/2009	90631376	130.29	117,264	15
4/5/2009	90748640	134.61	104,992	13
4/6/2009	90853632	119.17	143,000	20
4/7/2009	90996632	96.70	127,648	22
4/8/2009	91124280	137.50	148,496	18
4/9/2009	91272776	133.58	176,320	22
4/10/2009	91449096	144.47	147,360	17
4/11/2009	91596456	70.61	93,208	22
4/12/2009	91689664	79.25	66,568	14
4/13/2009	91756232	79.05	94,856	20
4/14/2009	91851088	94.50	79,376	14
4/15/2009	91930464	124.51	89,648	12
4/16/2009	92020112	133.63	128,284	16
4/17/2009	92148396	128.22	130,788	17
4/18/2009	92279184	90.89	109,072	20
4/19/2009	92388256	102.16	110,336	18
4/20/2009	92498592	138.29	132,760	16
4/21/2009	92631352	100.30	132,400	22
4/22/2009	92763752	118.85	156,888	22
4/23/2009	92920640	135.44	178,776	22
4/24/2009	93099416	136.44	180,104	22
4/25/2009	93279520	99.69	137,576	23
4/26/2009	93417096	95.54	137,576	24
4/27/2009	93554672	125.23	157,792	21
4/28/2009	93712464	131.41	173,464	22
4/29/2009	93885928	123.54	155,656	21
4/30/2009	94041584	189.98	148,184	13
Totals	3,986,080			566
Average			132,869	
Maximum			180,104	

Honeywell Flume Flow Daily Totals

Year:	2009
Month:	May

Day	Meter Reading (gallons)	Flows (gpm)	Volume Treated (gpd)	Run Time (hr/day)
5/1/2009	94189768	180.72	130,120	12
5/2/2009	94319888	124.55	104,624	14
5/3/2009	94424512	157.51	113,408	12
5/4/2009	94537920	120.21	158,672	22
5/5/2009	94696592	119.64	157,928	22
5/6/2009	94854520	133.22	175,856	22
5/7/2009	95030376	138.15	182,352	22
5/8/2009	95212728	159.41	210,424	22
5/9/2009	95423152	152.20	210,040	23
5/10/2009	95633192	114.32	157,768	23
5/11/2009	95790960	121.17	159,944	22
5/12/2009	95950904	109.18	144,112	22
5/13/2009	96095016	189.83	227,800	20
2/14/2009	96322816	139.26	167,112	20
5/15/2009	96489928	154.76	194,992	21
5/16/2009	96684920	137.30	181,240	22
5/17/2009	96866160	131.13	110,152	14
5/18/2009	96976312	137.18	131,688	16
5/19/2009	97108000	107.75	142,232	22
5/20/2009	97250232	65.53	70,776	18
5/21/2009	97321008	108.05	142,624	22
5/22/2009	97463632	88.93	117,384	22
5/23/2009	97581016	92.08	121,552	22
5/24/2009	97702568	125.21	150,248	20
5/25/2009	97852816	138.88	99,992	12
5/26/2009	97952808	119.82	107,840	15
5/27/2009	98060648	128.04	138,280	18
5/28/2009	98198928	118.87	114,112	16
5/29/2009	98313040	135.69	130,264	16
5/30/2009	98443304	127.32	106,952	14
5/31/2009	98550256	115.98	97,424	14
Totals	**4360488**			**582**
Average		**128.77**	**143,804**	
Maximum			**227,800**	

Honeywell Flume Flow Daily Totals

Year:	2009
Month:	June

Day	Meter Reading	Flows (gpm)	Volume Treated (gpd)	Run Time (hr/day)
6/1/2009	198647680	135.29	113,640	14
6/2/2009	198761320	121.61	160,528	22
6/3/2009	198921848	132.67	127,361	16
6/4/2009	199049209	152.12	109,527	12
6/5/2009	199158736	93.94	101,456	18
6/6/2009	199260192	70.46	101,456	24
6/7/2009	199361648	135.25	178,536	22
6/8/2009	199540184	135.87	154,888	19
6/9/2009	199695072	138.74	174,816	21
6/10/2009	199869888	104.83	132,080	21
6/11/2009	200001968	76.91	101,518	22
6/12/2009	200103486	123.02	162,392	22
6/13/2009	200265878	111.74	147,491	22
6/14/2009	200413369	137.03	180,877	22
6/15/2009	200594246	95.66	126,268	22
6/16/2009	200720514	112.08	147,949	22
6/17/2009	200868463	99.04	136,680	23
6/18/2009	201005143	105.13	126,161	20
6/19/2009	201131304	166.62	199,938	20
6/20/2009	201331242	117.43	155,001	22
6/21/2009	201486243	115.14	110,531	16
6/22/2009	201596774	125.46	150,555	20
6/23/2009	201747329	89.70	118,403	22
6/24/2009	201865732	119.74	158,057	22
6/25/2009	202023789	106.08	82,744	13
6/26/2009	202106533	108.23	97,405	15
6/27/2009	202203938	108.23	97,404	15
6/28/2009	202301342	107.52	96,764	15
6/29/2009	202398106	111.15	93,368	14
6/30/2009	202491474	128.45	123,308	16
Totals	3967102			574
Average		116.17	132,237	
Maximum			199,938	

Honeywell Flume Flow Daily Totals

Year:	2009
Month:	July

Day	Meter Reading	Flows (gpm)	Volume Treated (gpd)	Run Time (hr/day)
7/1/2009	202614782	137.91	165,496	20
7/2/2009	202780278	98.92	130,575	22
7/3/2009	202910853	98.92	130,576	22
7/4/2009	203041429	86.02	103,228	20
7/5/2009	203144657	86.02	103,229	20
7/6/2009	203247886	108.72	136,991	21
7/7/2009	203384877	129.25	170,609	22
7/8/2009	203555486	100.39	120,469	20
7/9/2009	203675955	102.05	91,843	15
7/10/2009	203767798	131.48	110,441	14
7/11/2009	203878239	122.78	110,505	15
7/12/2009	203988744	112.80	94,756	14
7/13/2009	204083500	117.65	119,998	17
7/14/2009	204203498	99.37	125,203	21
7/15/2009	204328701	93.84	118,242	21
7/16/2009	204446943	93.16	111,794	20
7/17/2009	204558737	114.11	116,391	17
7/18/2009	204675128	122.89	103,225	14
7/19/2009	204778353	115.39	110,779	16
7/20/2009	204889132	102.79	123,348	20
7/21/2009	205012480	94.78	125,111	22
7/22/2009	205137591	136.58	139,311	17
7/23/2009	205276902	92.49	122,087	22
7/24/2009	205398989	92.73	122,406	22
7/25/2009	205521395	125.88	158,610	21
7/26/2008	205680005	117.65	105,883	15
7/27/2009	205785888	106.92	141,132	22
7/28/2009	205927020	108.63	143,393	22
7/29/2009	206070413	145.82	174,987	20
7/30/2009	206245400	125.79	150,949	20
7/31/2009	206396349	82.54	108,959	22
Totals	3781567			596
Average		109.82	125,501	
Maximum			174,987	

Honeywell Flume Flow Daily Totals

Year:	2009
Month:	August

Day	Meter Reading	Flows (gpm)	Volume Treated (gpd)	Run Time (hr/day)
8/1/2009	206505308	107.62	142,058	22
8/2/2009	206647366	130.96	172,863	22
8/3/2009	206820229	123.65	163,218	22
8/4/2009	206983447	93.92	123,976	22
8/5/2009	207107423	154.60	166,973	18
8/6/2009	207274396	111.69	147,430	22
8/7/2009	207421826	159.02	200,371	21
8/8/2009	207622197	123.18	169,984	23
8/9/2009	207792181	96.24	132,816	23
8/10/2009	207924997	94.30	124,472	22
8/11/2009	208049469	185.72	222,866	20
8/12/2009	208272335	141.36	169,635	20
8/13/2009	208441970	137.49	164,982	20
8/14/2009	208606952	138.49	166,191	20
8/15/2009	208773143	99.49	131,332	22
8/16/2009	208904475	108.35	110,515	17
8/17/2009	209014990	149.35	143,380	16
8/18/2009	209158370	100.94	133,242	22
8/19/2009	209291612	55.37	73,082	22
8/20/2009	209364694	141.47	169,769	20
8/21/2009	209534463	45.71	60,334	22
8/22/2009	209594797	98.78	130,386	22
8/23/2009	209725183	111.51	147,199	22
8/24/2009	209872382	80.25	101,117	21
8/25/2009	209973499	125.84	151,006	20
8/26/2009	210124505	156.15	93,688	10
8/27/2009	210218193	108.86	117,570	18
8/28/2009	210335763	119.76	129,341	18
8/29/2009	210465104	136.62	131,152	16
8/30/2009	210596256	118.76	99,760	14
8/31/2009	210696016	115.93	125,204	18
Totals	4190708			617
Average		118.43	139,223	
Maximum			222,866	

Honeywell Flume Flow Daily Totals

Year:	2009
Month:	September

Day	Meter Reading	Flows (gpm)	Volume Treated (gpd)	Run Time (hr/day)
9/1/2009	210821220	98.48	106,361	18
9/2/2009	210927581	98.80	112,631	19
9/3/2009	211040212	134.16	128,796	16
9/4/2009	211169008	114.78	117,074	17
9/5/2009	211286082	134.74	105,096	13
9/6/2009	211391178	120.91	108,820	15
9/7/2009	211499998	109.30	104,932	16
9/8/2009	211604930	112.45	114,696	17
9/9/2009	211719626	95.87	103,542	18
9/10/2009	211823168	163.09	117,426	12
9/11/2009	211940594	148.18	124,467	14
9/12/2009	212065061	124.51	112,055	15
9/13/2009	212177116	143.33	94,596	11
9/14/2009	212271712	142.83	119,973	14
9/15/2009	212391685	95.28	102,903	18
9/16/2009	212494588	101.75	103,789	17
9/17/2009	212598377	62.90	75,477	20
9/18/2009	212673854	133.74	128,392	16
9/19/2009	212802246	89.67	107,602	20
9/20/2009	212909848	98.22	100,180	17
9/21/2009	213010028	54.05	48,649	15
9/22/2009	213058677	101.55	121,862	20
9/23/2009	213180539	121.56	145,870	20
9/24/2009	213326409	130.83	133,444	17
9/25/2009	213459853	115.63	124,885	18
9/26/2009	213584738	89.70	96,871	18
9/27/2009	213681609	87.59	99,858	19
9/28/2009	213781467	135.25	113,610	14
9/29/2009	213895077	86.81	93,751	18
9/30/2009	213988828	116.75	119,080	17
Totals	3286688			499
Average		112.09	109,556	
Maximum			145,870	

Honeywell Flume Flow Daily Totals

Year:	2009
Month:	October

Day	Meter Reading	Flows (gpm)	Volume Treated (gpd)	Run Time (hr/day)
10/1/2009	214107908	127.18	99,201	13
10/2/2009	214207109	109.18	104,812	16
10/3/2009	214311921	65.94	79,130	20
10/4/2009	214391051	96.83	116,195	20
10/5/2009	214507246	114.31	123,450	18
10/6/2009	214630696	45.08	45,986	17
10/7/2009	214676682	114.03	61,576	9
10/8/2009	214738258	98.09	105,936	18
10/9/2009	214844194	118.71	113,960	16
10/10/2009	214958154	111.75	107,276	16
10/11/2009	215065430	95.35	97,257	17
10/12/2009	215162687	89.39	101,907	19
10/13/2009	215264594	105.83	107,944	17
10/14/2009	215372538	93.08	100,524	18
10/15/2009	215473062	121.95	109,751	15
10/16/2009	215582813	90.43	86,814	16
10/17/2009	215669627	160.77	86,814	9
10/18/2009	215756441	92.98	89,261	16
10/19/2009	215845702	104.83	125,792	20
10/20/2009	215971494	100.88	133,166	22
10/21/2009	216104660	150.42	63,176	7
10/22/2009	216167836	92.39	27,716	5
10/23/2009	216195552	113.60	34,080	5
10/24/2009	216229632	94.67	34,080	6
10/25/2009	216263712	46.99	16,915	6
10/26/2009	216280627	136.51	90,097	11
10/27/2009	216370724	151.61	127,351	14
10/28/2009	216498075	117.39	112,698	16
10/29/2009	216610773	103.25	92,923	15
10/30/2009	216703696	108.17	103,845	16
10/31/2009	216807541	96.16	103,853	18
Totals	2699633			451
Average		105.41	90,435	
Maximum			133,166	

Honeywell Flume Flow Daily Totals

Year:	2009
Month:	November

Day	Meter Reading	Flows (gpm)	Volume Treated (gpd)	Run Time (hr/day)
11/1/2009	216911394	26.25	34,646	22
11/2/2009	216946040	145.53	183,374	21
11/3/2009	217129414	75.36	90,428	20
11/4/2009	217219842	131.80	134,432	17
11/5/2009	217354274	124.38	111,942	15
11/6/2009	217466216	99.40	107,355	18
11/7/2009	217573571	74.55	107,351	24
11/8/2009	217680922	136.16	98,032	12
11/9/2009	217778954	125.61	105,516	14
11/10/2009	217884470	108.27	103,938	16
11/11/2009	217988408	172.04	103,222	10
11/12/2009	218091630	163.19	97,916	10
11/13/2009	218189546	136.64	98,381	12
11/14/2009	218287927	96.45	98,381	17
11/15/2009	218386308	91.60	98,930	18
11/16/2009	218485238	148.41	106,856	12
11/17/2009	218592094	133.65	104,250	13
11/18/2009	218696344	162.13	107,008	11
11/19/2009	218803352	179.63	107,780	10
11/20/2009	218911132	179.63	107,780	10
11/21/2009	219018912	193.63	116,180	10
11/22/2009	219135092	131.55	94,714	12
11/23/2009	219229806	92.91	111,488	20
11/24/2009	219341294	97.00	93,122	16
11/25/2009	219434416	158.59	95,156	10
11/26/2009	219529572	79.30	95,156	20
11/27/2009	219624728	79.30	95,156	20
11/28/2009	219719884	134.72	80,829	10
11/29/2009	219800713	134.72	80,829	10
11/30/2009	219881542	145.31	104,620	12
Totals	3074768			455
Average		125.26	102,492	
Maximum			183,374	

Honeywell Flume Flow Daily Totals

Year:	2009
Month:	December

Day	Meter Reading	Flows (gpm)	Volume Treated (gpd)	Run Time (hr/day)
12/1/2009	219986162	114.23	89,100	13
12/2/2009	220075262	167.76	100,658	10
12/3/2009	220175920	139.99	100,792	12
12/4/2009	220276712	94.67	102,239	18
12/5/2009	220378951	77.45	102,239	22
12/6/2009	220481190	71.00	102,239	24
12/7/2009	220583429	132.53	87,469	11
12/8/2009	220670898	142.03	102,264	12
12/9/2009	220773162	91.24	109,492	20
12/10/2009	220882654	140.23	84,140	10
12/11/2009	220966794	148.48	89,086	10
12/12/2009	221055880	148.48	89,086	10
12/13/2009	221144966	152.43	91,456	10
12/14/2009	221236422	144.13	103,772	12
12/15/2009	221340194	88.53	21,248	4
12/16/2009	221361442	98.63	59,178	10
12/17/2009	221420620	83.67	90,366	18
12/18/2009	221510986	171.53	102,920	10
12/19/2009	221613906	142.94	102,920	12
12/20/2009	221716826	88.29	63,570	12
12/21/2009	221780396	155.25	93,150	10
12/22/2009	221873546	142.61	102,680	12
12/23/2009	221976226	128.23	92,325	12
12/24/2009	222068551	129.62	93,325	12
12/25/2009	222161876	129.62	93,325	12
12/26/2009	222255201	125.45	90,325	12
12/27/2009	222345526	122.35	88,090	12
12/28/2009	222433616	160.37	105,844	11
12/29/2009	222539460	118.87	85,588	12
12/30/2009	222625048	148.27	106,756	12
12/31/2009	222731804	138.53	91,430	11
Totals				388
Average		127.01	91,518	
Maximum		171.53	109,492	

Honeywell Flume Flow Daily Totals

Year:	2010
Month:	January

Day	Meter Reading	Flows (gpm)	Volume Treated (gpd)	Run Time (hr/day)
1/1/2010	222823234	126.99	91,430	12
1/2/2010	222914664	126.99	91,430	12
1/3/2010	223006094	119.40	78,804	11
1/4/2010	223084898	141.08	93,110	11
1/5/2010	223178008	120.89	94,294	13
1/6/2010	223272302	140.48	92,714	11
1/7/2010	223365016	71.34	34,244	8
1/8/2010	223399260	216.02	103,690	8
1/9/2010	223502950	172.82	103,690	10
1/10/2010	223606640	126.44	75,862	10
1/11/2010	223682502	145.18	95,818	11
1/12/2010	223778320	116.96	84,214	12
1/13/2010	223862534	127.61	91,878	12
1/14/2010	223954412	115.67	83,284	12
1/15/2010	224037696	141.91	93,659	11
1/16/2010	224131355	156.10	93,659	10
1/17/2010	224225014	125.17	82,614	11
1/18/2010	224307628	137.12	90,500	11
1/19/2010	224398128	84.54	91,300	18
1/20/2010	224489428	142.19	93,848	11
1/21/2010	224583276	125.57	97,948	13
1/22/2010	224681224	176.88	95,514	9
1/23/2010	224776738	159.19	95,514	10
1/24/2010	224872252	146.20	78,948	9
1/25/2010	224951200	159.03	95,420	10
1/26/2010	225046620	112.45	101,204	15
1/27/2010	225147824	104.31	106,400	17
1/28/2010	225254224	106.96	115,512	18
1/29/2010	225369736	145.41	87,245	10
1/30/2010	225456981	132.19	87,245	11
1/31/2010	225544226	134.96	80,978	10
Average		134.13	90,386	
Maximum			115,512	

Honeywell Flume Flow Daily Totals

Year:	2010
Month:	February

Day	Meter Reading	Flows (gpm)	Volume Treated (gpd)	Run Time (hr/day)
2/1/2010	225625204	172	82,344	8
2/2/2010	225707548	156	93,892	10
2/3/2010	225801440	129	84,892	11
2/4/2010	225886332	118	98,730	14
2/5/2010	225985062	147	88,397	10
2/6/2010	226073459	147	88,379	10
2/7/2010	226161838	120	72,056	10
2/8/2010	226233894	92	98,884	18
2/9/2010	226332778	142	51,276	6
2/10/2010	226384054	112	67,184	10
2/11/2010	226451238	148	26,620	3
2/12/2010	226477858	182	98,210	9
2/13/2010	226576068	141	109,645	13
2/14/2010	226685713	122	109,645	15
2/15/2010	226795358	148	44,496	5
2/16/2010	226839854	158	47,262	5
2/17/2010	226887116	133	80,074	10
2/18/2010	226967190	137	81,942	10
2/19/2010	227049132	153	45,910	5
2/20/2010	227095042	128	45,910	6
2/21/2010	227140952	76	22,882	5
2/22/2010	227163834	127	75,916	10
2/23/2010	227239750	118	113,314	16
2/24/2010	227353064	139	99,998	12
2/25/2010	227453062	119	107,304	15
2/26/2010	227560366	195	93,450	8
2/27/2010	227653816	173	93,450	9
2/28/2010	227747266	133	80,050	10
Totals	2202112			273
Average		138	78,647	
Maximum			113,314	

Honeywell Flume Flow Daily Totals

Year:	2010
Month:	March

Day	Meter Reading	Flows (gpm)	Volume Treated (gpd)	Run Time (hr/day)
3/1/2010	227827316	174.05	104,428	10
3/2/2010	227931744	137.78	90,936	11
3/3/2010	228022680	193.35	92,808	8
3/4/2010	228115488	154.47	83,414	9
3/5/2010	228198902	191.83	92,077	8
3/6/2010	228290979	153.46	92,077	10
3/7/2010	228383056	114.35	82,332	12
3/8/2010	228465388	164.47	78,944	8
3/9/2010	228544332	163.10	97,862	10
3/10/2010	228642194	100.46	90,410	15
3/11/2010	228732604	172.88	103,730	10
3/12/2010	228836334	152.20	109,584	12
2/13/2010	228945918	114.15	109,584	16
3/14/2010	229055502	130.83	117,744	15
3/15/2010	229173246	166.36	119,780	12
3/16/2010	229293026	156.70	75,218	8
3/17/2010	229368244	172.61	93,208	9
3/18/2010	229461452	166.88	80,102	8
3/19/2010	229541554	163.15	68,525	7
3/20/2010	229610079	57.10	68,525	20
3/21/2010	229678604	56.69	81,632	24
3/22/2010	229760236	185.72	100,290	9
3/23/2010	229860526	83.52	85,188	17
3/24/2010	229945714	128.00	76,800	10
3/25/2010	230022514	172.55	82,824	8
3/26/2010	230105338	192.04	80,656	7
3/27/2010	230185994	168.03	80,656	8
3/28/2010	230266650	192.26	92,284	8
3/29/2010	230358934	155.51	83,978	9
3/30/2010	230442912	190.27	91,328	8
3/31/2010	230534240	172.25	82,680	8
Totals	2706924			334
Average		151.52	89,987	
Maximum			119,780	

Honeywell Flume Flow Daily Totals

Year:	2010
Month:	April

Day	Meter Reading	Flows (gpm)	Volume Treated (gpd)	Run Time (hr/day)
4/1/2010	230616920	151.33	118,034	13
4/2/2010	230734954	159.48	86,117	9
4/3/2010	230821071	102.52	86,117	14
4/4/2010	230907188	97.97	88,172	15
4/5/2010	230995360	162.25	87,614	9
4/6/2010	231082974	158.47	85,576	9
4/7/2010	231168550	185.61	100,232	9
4/8/2010	231268782	176.39	84,668	8
4/9/2010	231353450	184.73	110,838	10
4/10/2010	231464288	68.42	8,210	2
4/11/2010	231472498	95.77	114,918	20
4/12/2010	231587416	145.04	87,026	10
4/13/2010	231674442	168.79	81,020	8
4/14/2010	231755462	131.21	78,728	10
4/15/2010	231834190	176.72	84,824	8
4/16/2010	231919014	138.40	83,041	10
4/17/2010	232002055	153.78	83,041	9
4/18/2010	232085096	108.51	91,150	14
4/19/2010	232176246	105.44	75,914	12
4/20/2010	232252160	155.22	93,132	10
4/21/2010	232345292	74.99	76,492	17
4/22/2010	232421784	108.63	91,246	14
4/23/2010	232513030	130.47	62,627	8
4/24/2010	232575657	130.47	62,627	8
4/25/2010	232638284	96.89	17,440	3
4/26/2010	232655724	118.47	63,974	9
4/27/2010	232719698	74.93	89,920	20
4/28/2010	232809618	126.35	83,394	11
4/29/2010	232893012	112.18	80,768	12
4/30/2010	232973780	73.61	75,079	17
Totals	2431939			328
Average		129.10	81,065	
Maximum			118,034	

Honeywell Flume Flow Daily Totals

Year:	2010
Month:	May

Day	Meter Reading	Flows (gpm)	Volume Treated (gpd)	Run Time (hr/day)
5/1/2010	233048859	54.41	75,079	23
5/2/2010	233123938	86.91	114,720	22
5/3/2010	233238658	157.01	103,628	11
5/4/2010	233342286	119.42	85,980	12
5/5/2010	233428266	179.72	86,264	8
5/6/2010	233514530	111.34	73,486	11
5/7/2010	233588016	106.09	76,386	12
5/8/2010	233664402	106.09	76,386	12
5/9/2010	233740788	100.26	78,204	13
5/10/2010	233818992	60.63	18,188	5
5/11/2010	233837180	111.37	66,820	10
5/12/2010	233904000	159.43	76,528	8
5/13/2010	233980528	140.45	75,844	9
5/14/2010	234056372	138.25	82,951	10
5/15/2010	234139323	57.60	82,949	24
5/16/2010	234222272	108.07	97,264	15
5/17/2010	234319536	195.24	82,000	7
5/18/2010	234401536	153.89	73,868	8
5/19/2010	234475404	172.12	82,616	8
5/20/2010	234558020	186.79	78,452	7
5/21/2010	234636472	216.29	90,840	7
5/22/2010	234727312	137.63	90,836	11
5/23/2010	234818148	144.62	69,416	8
5/24/2010	234887564	217.13	91,196	7
5/25/2010	234978760	148.23	80,044	9
5/26/2010	235058804	187.74	78,852	7
5/27/2010	235137656	151.28	81,692	9
5/28/2010	235219348	210.79	88,530	7
5/29/2010	235307878	134.14	88,530	11
5/30/2010	235396408	103.31	74,384	12
5/31/2010	235470792	177.10	74,384	7
Average		139.79	80,526	
Maximum			114,720	

Honeywell

Appendix H-3: Current Effluent Limits

Parameter	Minimum	Maximum	Monthly Average	Daily Maximum
Flow			Report	Report
pH	6 SU	9 SU		
Acute Bio Assay (Quarterly Monitoring)	50%			
Chronic Bio Assay (Quarterly Monitoring)	Report			
Petroleum Hydrocarbons			10 mg/l	15 mg/l
Total Organic Carbon			30 mg/l	45 mg/l
Nickel			Report	8.3 ug/l with RQL of 10 ug/l
Zinc			100 ug/l	200 ug/l
Lead			50 ug/l	79 ug/l
Chromium, Total			50 ug/l	100 ug/l
Copper			50 ug/l	100 ug/l
Mercury			Report	0.025 ug/l with RQL of 1 ug/l
Twice per year Monitoring Requirements:				
Chromium, Trivalent	Report			
Cyanide	Report			
Arsenic	Report			
Selenium	Report			
Thallium	Report			
Barium	Report			
Silver	Report			
Cadmium	Report			
Chromium, Hexavalent Dissolved	Report			
Antimony	Report			
1,3 Dichloropropene	Report			
Carbon Tetrachloride	Report			
1,2 Dichloroethane	Report			
Bromoform	Report			
Chloroform	Report			
Toluene	Report			
Benzene	Report			

Parameter	Minimum	Maximum	Monthly Average	Daily Maximum
Acrolein	Report			
Acrylonitrile	Report			
Chlorobenzene	Report			
Chlorodibromomethane	Report			
Ethylbenzene	Report			
Methyl Bromide	Report			
Methylene Chloride	Report			
Tetrachloroethylene	Report			
1,1 Dichloroethylene	Report			
1,1,1 Trichloroethane	Report			
1,1,2 Trichloroethane	Report			
1,1,2,2 Tetrachloroethane	Report			
1,2 trans Dichloroethylene	Report			
Bromodichloromethane	Report			
Vinyl Chloride	Report			
Trichloroethylene	Report			
Chloroethane	Report			

Honeywell

Appendix H-4: SA-7 Chromium WWTP Process Flow Diagram

Honeywell

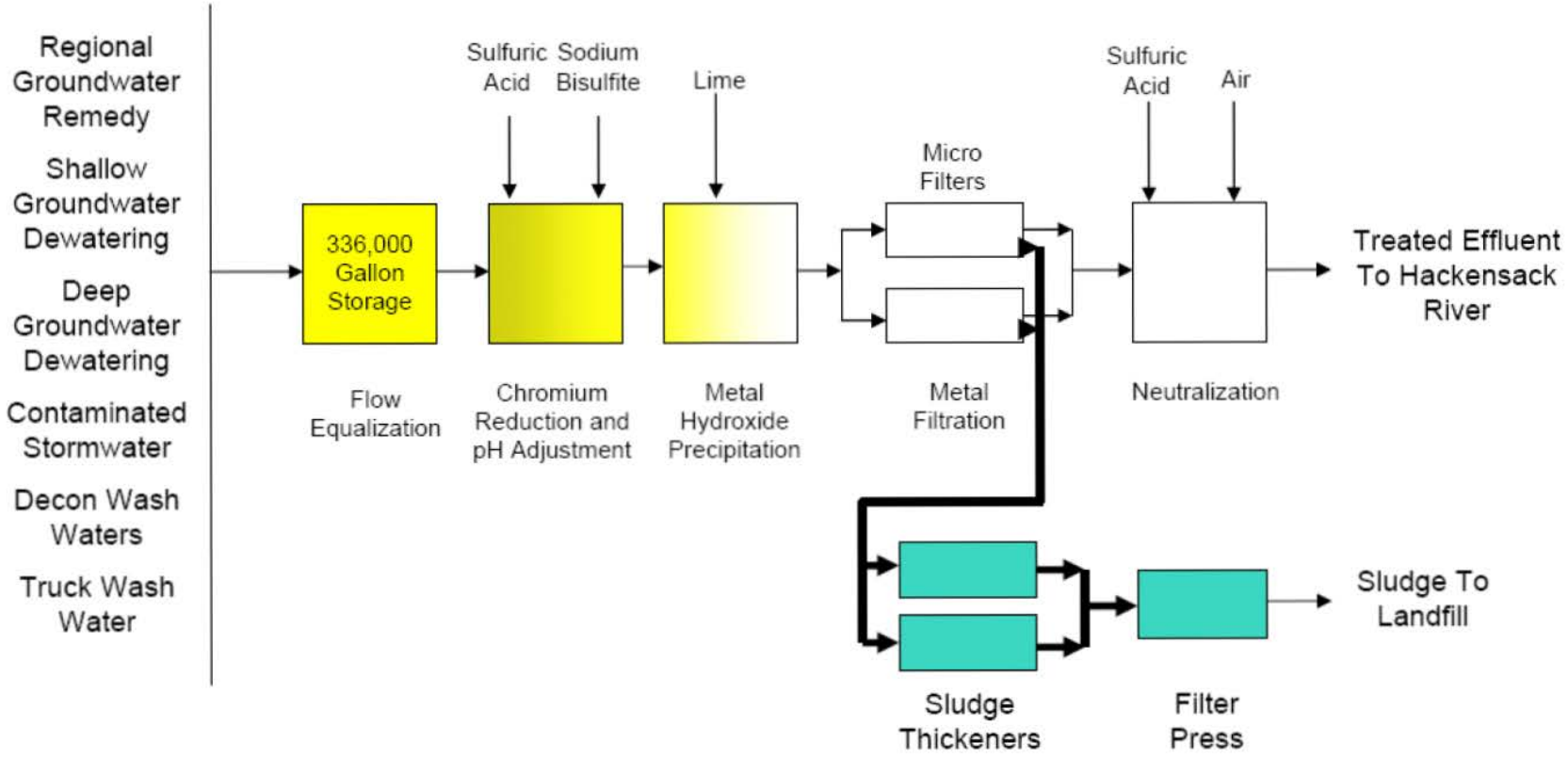
Regional Groundwater Remedy
Shallow Groundwater Dewatering
Deep Groundwater Dewatering
Contaminated Stormwater
Decon Wash Waters
Truck Wash Water
336,000 Gallon Storage
Flow Equalization
Sulfuric Acid
Sodium Bisulfite
Chromium Reduction and pH Adjustment
Lime
Metal Hydroxide Precipitation
Micro Filters
Metal Filtration
Sulfuric Acid
Air
Neutralization
Treated Effluent To Hackensack River
Sludge Thickeners
Filter Press
Sludge To Landfill

Appendix I: Master Schedule

Activity ID	Activity Name	% Compl	Start	Finish
Master Schedule - January 2010				
Milestones				
M01	Start Excavation	100%	03-Apr-06 A	
M10	JCIA Parking Lot Complete	100%		31-Jul-06 A
M11	Open Shoulder Rt 440	100%		14-Dec-06 A
M90	Complete Excavation of SA-7	100%		16-Sep-09 A
M99	Project Completion	100%		29-Jan-10 A
General Site Activities				
60 Kellogg				
3	Painting	100%	09-May-05 A	10-May-05 A
4	Phone System	100%	09-May-05 A	13-May-05 A
5	Office Equipment	100%	16-May-05 A	01-Jun-05 A
6	Move In	100%	02-Jun-05 A	10-Jun-05 A
Site-Wide Security				
8	Finalize Design	100%	04-Apr-05 A	11-May-05 A
9	Install CCTV System	100%	15-Jun-05 A	16-Sep-05 A
10	Install Card Readers & Profilers	100%	16-Aug-05 A	16-Sep-05 A
11	Install Gate Locks	100%	31-Aug-05 A	02-Sep-05 A
12	Conduct On-Site Management Training	100%	28-Sep-05 A	05-Oct-05 A
13	Conduct Security System Rollout/Implementation	100%	10-Oct-05 A	21-Oct-05 A
Relocate 24" Gas Main				
15	Relocate 24" Gas Main (PSE&G)	100%	04-Apr-05 A	11-May-05 A
17	Segment F and G (Rte. 440)	100%	30-Jun-05 A	07-Jul-05 A
Contract 1 - WWTP Process/Equipment				
WWTP Support & Service Yard				
Move (2) tanks from SA-7				
A102	Tank 1 and mixers	100%	14-Mar-05 A	16-Mar-05 A
A93	Tank 2 and mixers	100%	26-Jul-05 A	05-Aug-05 A
WWTP Startup				
A108	Install Fire Alarm System with Dial-up	100%	19-Apr-05 A	29-Aug-05 A
A86	Update HAZOP Safety and Process Items	100%	19-Apr-05 A	16-Nov-05 A
A85	Chemical Delivery - Startup	100%	27-Apr-05 A	27-Jun-05 A
A89	Complete Initial Operations Punch List	100%	12-May-05 A	07-Jul-05 A
A40	Obtain Temporary WWTP Certificate of Occupancy	100%	15-Jun-05 A	12-Jul-05 A
A44	Perform Initial Performance Test	100%	16-Jun-05 A	16-Jun-05 A
A91	Obtain Type 4 Bulk Chemical Permit	100%	13-Jul-05 A	13-Jul-05 A
7	Chemical Delivery - Bulk	100%	14-Jul-05 A	14-Jul-05 A

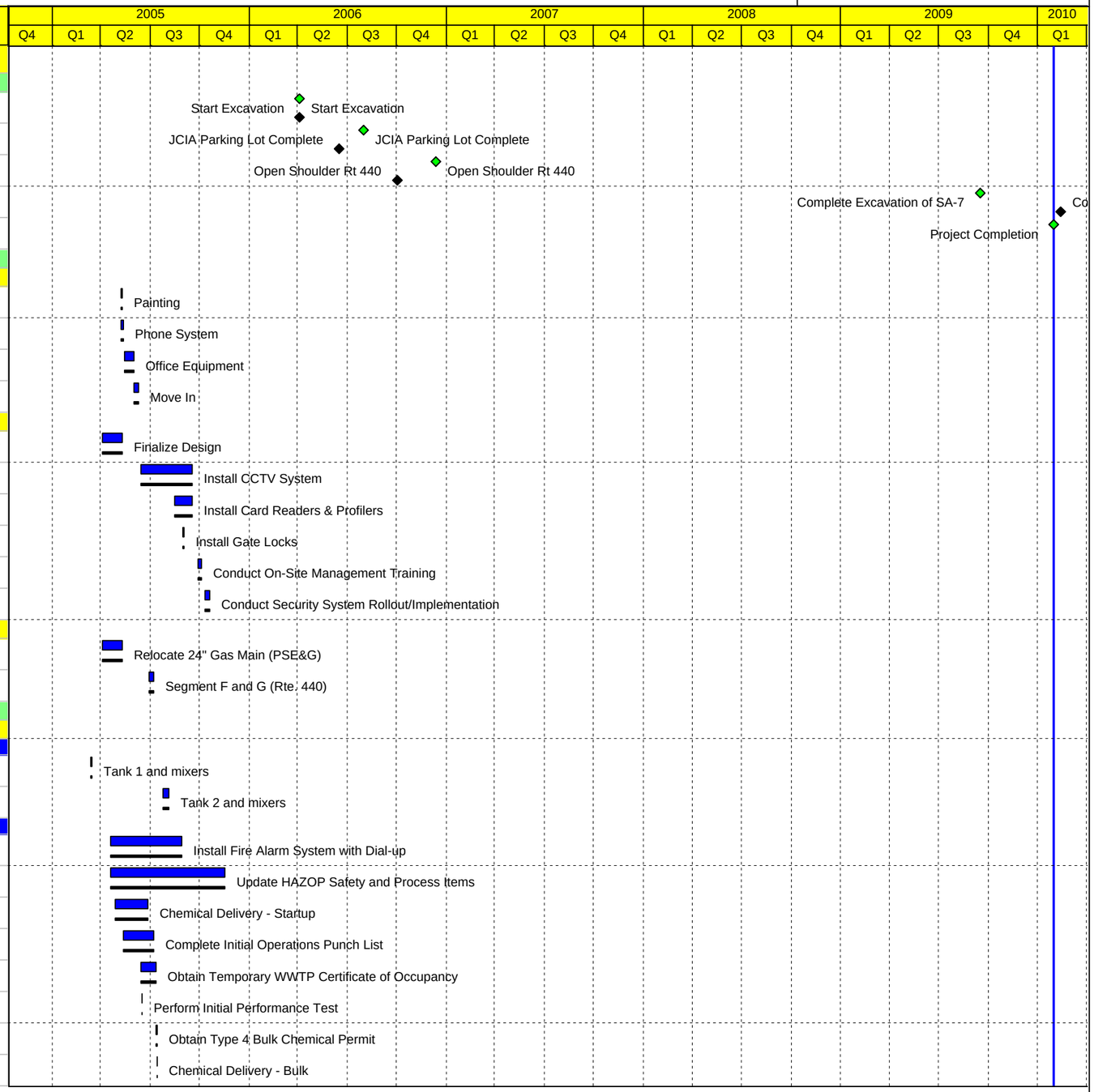

© Primavera Systems, Inc.

Master Schedule- As-Built Completion Schedule

SA-7 Field Operations

Activity ID	Activity Name	% Compl	Start	Finish
A9860	Retire IRM treatment system	100%	26-Jul-05 A	26-Jul-05 A
A9870	Retire IRM collection system	100%	08-Sep-05 A	08-Sep-05 A
A9880	Perform Second Performance Test	100%	04-Oct-05 A	04-Oct-05 A
A10010	Perform Third Performance Test	100%	12-Oct-05 A	12-Oct-05 A
WWTP Operation				
A97	Pilot Area Pump-Down	100%	14-Jun-05 A	03-Oct-05 A
A9900	Treat SA-7 Groundwater	100%	12-Jul-05 A	16-Sep-09 A
A9890	HydroQual Deep Aquifer Test	100%	18-Nov-05 A	28-Nov-05 A
Contract 2 - Kellogg Street Service Facility - Conti				
20	Notice to Proceed	100%	12-Oct-04 A	12-Oct-04 A
Site Activities				
60 Kellogg				
24	Paving - Phase I	100%	25-Nov-04 A	10-Jun-05 A
23	Topsoil & Landscaping	100%	30-May-05 A	17-Jun-05 A
25	Paving - Phase 2	100%	11-Jul-05 A	01-Aug-05 A
26	Establish HSE Field Office/Trailer	100%	09-Jan-06 A	16-Jan-06 A
80 Kellogg				
38	Complete Paving	100%	25-Nov-04 A	10-Jun-05 A
34	Complete Truck Liner Bldg	100%	13-Jan-05 A	15-Jul-05 A
28	Office/Lab Renovations	100%	18-Jan-05 A	30-Sep-05 A
33	Complete Truck Scales & Scale House	100%	14-Feb-05 A	15-Jul-05 A
35	Complete Truck Wash Bldg	100%	18-Mar-05 A	30-Sep-05 A
37	Complete Topsoil & Landscaping	100%	30-May-05 A	17-Jun-05 A
29	Obtain Temp. Certificate of Occupancy Extension (60-Day)	100%	07-Sep-05 A	21-Oct-05 A
30	Conduct 2nd inspection for Certificate of Occupany	100%	29-Sep-05 A	29-Sep-05 A
36	Operate Truck Wash Bldg	100%	30-Sep-05 A	16-Sep-09 A
115	Evaluate & Conduct Truck Wash Bldg Modifications (pricing rcv'd)	100%	03-Oct-05 A	19-Jan-06 A
31	Obtain Certificate of Occupancy	100%	21-Oct-05 A	
32	Building Occupancy	100%	24-Oct-05 A	16-Nov-05 A
162	Move Trailers & Pave	100%	07-Nov-05 A	16-Dec-05 A
Gates and Fencing				
41	Install Fencing - Kellogg Street	100%	29-Jun-05 A	15-Aug-05 A
42	Install Gates - Kellogg Street	100%	29-Jun-05 A	15-Aug-05 A
40	Relocate Scale House	100%	06-Jul-05 A	26-Jul-05 A
Contract 3 - Roned Bldg Demo				
1	Bids Due	100%	28-Feb-05 A	

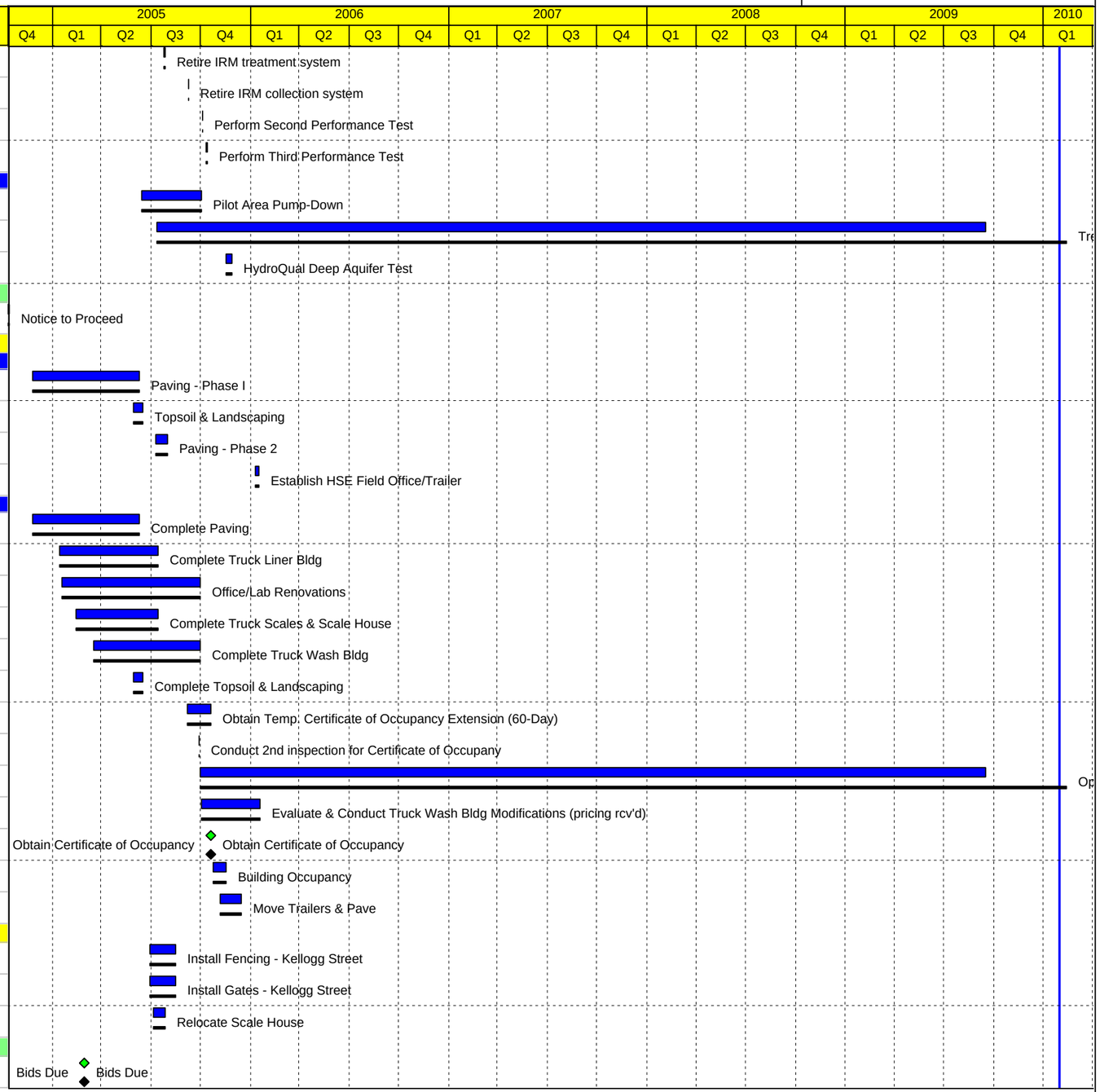

Actual Work
Primary Baseline
Baseline Milestone
Milestone

15-Feb-10

TASK filter: All Activities

© Primavera Systems, Inc.

Activity ID	Activity Name	% Compl	Start	Finish
A2380	Bid Awarded	100%	07-Mar-05 A	
A2390	Asbestos Removal	100%	14-Mar-05 A	29-Apr-05 A
A2400	Demolition	100%	02-May-05 A	18-May-05 A
Contract 4 - Hydraulic Barrier -Raito				
A3680	Contract 4 -Notice to proceed	100%	28-Feb-05 A	
A4500	Receipt of Air Permits (5 - for generators)	100%	15-Jul-05 A	09-Sep-05 A
Work Plan Submittals				
Health and safety Plan (HASP)				
A24	Contractor Submittal	100%	04-Mar-05 A	06-Jun-05 A
A15	Review	100%	07-Mar-05 A	20-Jun-05 A
A16	Approved	100%	22-Jun-05 A	
Dust Control Plan				
A68	Submittal	100%	28-Feb-05 A	03-Jun-05 A
A39	Review	100%	01-Mar-05 A	18-May-05 A
A20	Approved	100%	17-Jun-05 A	
Traffic Control Plan (East Cell)				
A22	Submittal	100%	24-Mar-05 A	06-Jun-05 A
A43	Review	100%	25-Mar-05 A	06-Jun-05 A
A3690	Approved	100%	09-Jun-05 A	
Traffic Control Plan (West Cell)				
16	Traffic Control Plan West - Submittal	100%	07-Sep-05 A	13-Sep-05 A
A67	Traffic Control Plan West -Review	100%	08-Sep-05 A	13-Sep-05 A
A3700	Traffic Control Plan West -Approved	100%	20-Sep-05 A	
Work Platform Plan				
A3710	Submittal	100%	24-Mar-05 A	06-Jun-05 A
A3720	Review	100%	25-Mar-05 A	06-Jun-05 A
A3730	Approved	100%	09-Jun-05 A	
SST Plan				
A3740	Submittal	100%	24-Mar-05 A	06-Jun-05 A
A3750	Review	100%	25-Mar-05 A	06-Jun-05 A
A66	Approved	100%	15-Jun-05 A	
SCB TEST SECTION/Demonstration Work Plan				
A3760	Submittal	100%	13-May-05 A	06-Jun-05 A
A3770	Review	100%	16-May-05 A	06-Jun-05 A
A3780	Approved	100%	10-Jun-05 A	
SCB Final Design Work Plan				
A3790	Submittal	100%	19-Jul-05 A	25-Jul-05 A

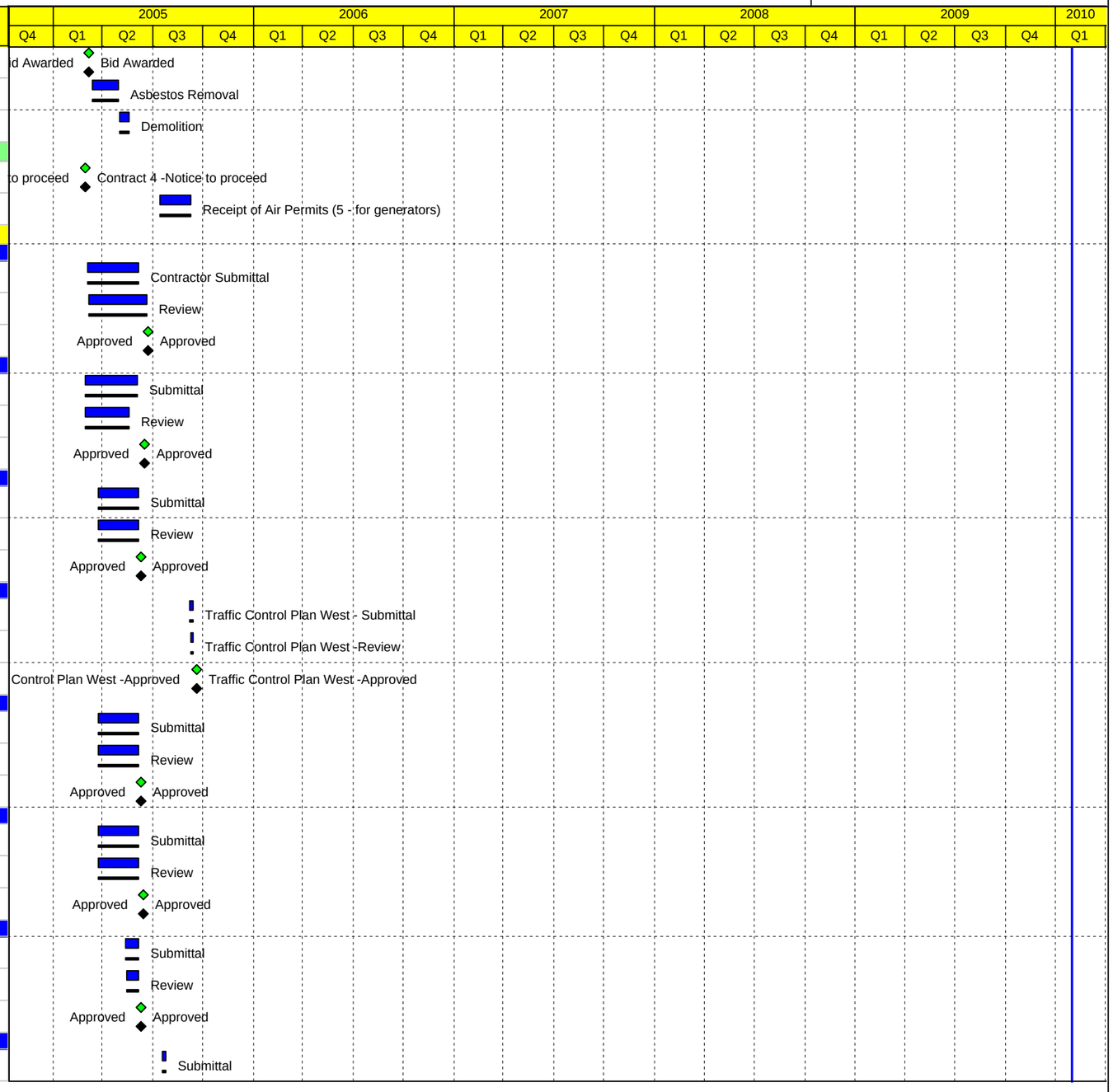

Actual Work | Primary Baseline | Baseline Milestone | Milestone

© Primavera Systems, Inc.

Activity ID	Activity Name	% Compl	Start	Finish
A3800	Review	100%	20-Jul-05 A	26-Jul-05 A
A3810	Approved	100%	26-Jul-05 A	
Soils & Materials Handling Plan				
A3820	Submittal	100%	24-Mar-05 A	21-Jun-05 A
A3830	Review	100%	25-Mar-05 A	21-Jun-05 A
A3840	Approved	100%	21-Jun-05 A	
SST Spoils Solidification Plan				
A3850	Submittal	100%	02-May-05 A	06-Jun-05 A
A3860	Review	100%	03-May-05 A	06-Jun-05 A
A3870	Approved	100%	06-Jun-05 A	
Structural Steel Installation Plan				
A3880	Submittal	100%	02-May-05 A	06-Jun-05 A
A3890	Review	100%	03-May-05 A	06-Jun-05 A
A3900	Approved	100%	06-Jun-05 A	
Steel Sheet Installation Plan (Western perimeter)				
A3910	Steel Sheet Install Plan West - Submittal	100%	16-Sep-05 A	26-Sep-05 A
A3920	Steel Sheet Install Plan West -Review	100%	19-Sep-05 A	27-Sep-05 A
50	Steel Sheet Install Plan West -Approved	100%		03-Oct-05 A
Wall Repair Work Plan				
A10020	Submit Work Plan - Wall Repair Procedure	100%	31-Oct-05 A	04-Nov-05 A
A10030	Work Plan - Repair Procedure -Approved	100%	07-Nov-05 A	28-Nov-05 A
Mobilization				
A3930	Site Set up	100%	09-Mar-05 A	17-Mar-05 A
A3940	Base Rig # 1	100%	15-Mar-05 A	15-Apr-05 A
A3950	Batch Plant #1	100%	21-Mar-05 A	06-May-05 A
55	Base Rig # 2	100%	20-Apr-05 A	13-May-05 A
A3960	Batch Plant #2	100%	09-May-05 A	13-May-05 A
Temporary Fencing				
A3980	Segment B	100%	18-Apr-05 A	06-May-05 A
A3990	Segment C	100%	09-May-05 A	13-May-05 A
A4010	Segment G	100%	09-May-05 A	13-May-05 A
A3970	Segment I	100%	09-May-05 A	10-Jun-05 A
A4000	Segment F	100%	16-May-05 A	20-May-05 A
A4020	Segment H	100%	31-May-05 A	08-Jun-05 A
Temporary Lighting				
A65	Segment G (JCIA)	100%	16-May-05 A	02-Sep-05 A



Actual Work ◆ Baseline Milestone
Primary Baseline ◆ Milestone

© Primavera Systems, Inc.

Activity ID	Activity Name	% Compl	Start	Finish
A4030	Segment H (Teal and Degan)	100%	18-Jul-05 A	31-Aug-05 A
Rte. 440 Barrier and Fencing				
A4040	Close Southbound Shoulder	100%	16-Jun-05 A	16-Jun-05 A
70	Placement of Jersey Barriers	100%	16-Jun-05 A	17-Jun-05 A
A4050	Remove Steel Sign	100%	23-Jun-05 A	24-Jun-05 A
A4060	Erection of New Fencing	100%	27-Jun-05 A	01-Jul-05 A
A4070	Demolition of Existing Fencing	100%	28-Jun-05 A	06-Jul-05 A
Cut Asphalt				
East Cell				
A4080	Cut Asphalt East -Segment E (and part of D from DC3+00)	100%	31-Mar-05 A	13-Apr-05 A
A4090	Cut Asphalt East -N10+44.8 to N19+50 (Parts of segment B and G)	100%	20-May-05 A	13-Jun-05 A
A4100	Cut Asphalt East -S0+00 to S8+00 (Parts of segment C and F)	100%	01-Jun-05 A	14-Jun-05 A
A4110	Cut Asphalt East -Segment F and G (Rte. 440)	100%	15-Jun-05 A	21-Jun-05 A
A4120	Cut Asphalt East -Segment D (DC0+00 to DC3+00)	100%	22-Jun-05 A	23-Jun-05 A
West Cell				
A4130	Cut Asphalt West -Segment C (from S8+00)	100%	01-Aug-05 A	05-Aug-05 A
82	Cut Asphalt West -Segment H (S19+50 - S22+54.7)	100%	08-Aug-05 A	09-Sep-05 A
A4140	Cut Asphalt West -Segment J	100%	12-Sep-05 A	16-Sep-05 A
84	Cut Asphalt West - Remainder of Segment I (N0+56.8 - N5+75)	100%	19-Sep-05 A	23-Sep-05 A
Build Work Platform				
East Cell				
A4150	Work Platform East -Segment E (and part of D from DC3+00)	100%	02-May-05 A	06-May-05 A
A4160	Work Platform East -N10+44.8 to N19+50 (Parts of segment B and G)	100%	27-May-05 A	14-Jun-05 A
A4170	Work Platform East -S0+00 to S8+00 (Parts of segment C and F)	100%	15-Jun-05 A	29-Jun-05 A
A72	Work Platform East -Segment F and G (Rte. 440)	100%	30-Jun-05 A	07-Jul-05 A
A4180	Work Platform East -Segment D (DC0+00 to DC3+00)	100%	08-Jul-05 A	12-Jul-05 A
West Cell				
A4190	Work Platform West -Segment C (from S8+00)	100%	03-Aug-05 A	12-Aug-05 A
A4200	Work Platform West -Segment H (S19+50 - S22+54.7)	100%	15-Aug-05 A	09-Sep-05 A
A4210	Work Platform West -Segment J	100%	12-Sep-05 A	15-Sep-05 A
A4220	Work Platform West -Remainder of Segment I (N0+56.8 - N5+75)	100%	16-Sep-05 A	28-Sep-05 A
Pretrenching				
East Cell				
101	Pretrench East -Segment E (and part of D from DC3+00)	100%	09-May-05 A	16-May-05 A
A4230	Pretrench East -N10+44.8 to N20+71.4 (Parts of segment B and G)	100%	01-Jun-05 A	16-Jun-05 A
A4240	Pretrench East -S0+00 to S8+00 (Parts of segment C and F)	100%	17-Jun-05 A	24-Jun-05 A
A74	Pretrench East -Segment F and G (Rte. 440)	100%	07-Jul-05 A	08-Jul-05 A

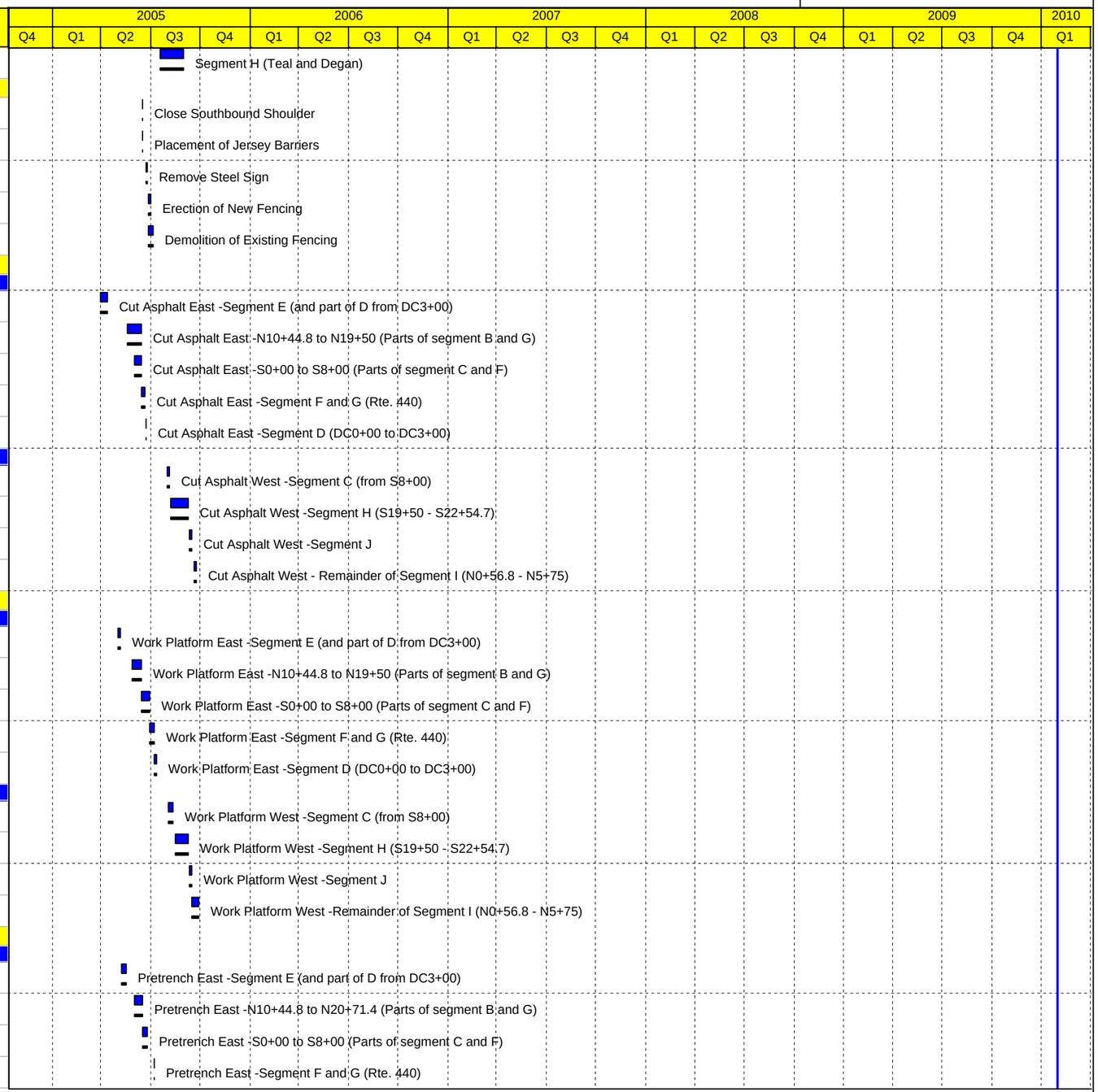

Actual Work ◆ Baseline Milestone
Primary Baseline ◆ Milestone

© Primavera Systems, Inc.

Activity ID	Activity Name	% Compl	Start	Finish
A4250	Pretrench East -Segment D (DC0+00 to DC3+00)	100%	13-Jul-05 A	18-Jul-05 A
West Cell				
A4260	Pretrench West -Segment C (from S8+00)	100%	04-Aug-05 A	15-Aug-05 A
A4270	Pretrench West -Segment H (S19+50 - S22+54.7)	100%	16-Aug-05 A	09-Sep-05 A
109	Pretrench West -Pretrenching - Segment J	100%	13-Sep-05 A	23-Sep-05 A
A70	Pretrench West - Re.8 - N5+75)	100%	27-Sep-05 A	28-Sep-05 A
Lay Asphalt and Berms				
East Cell				
A4280	Asphalt&Berms East -Segment E (and part of D from DC3+00)	100%	17-May-05 A	25-May-05 A
A4290	Asphalt&Berms East -N10+44.8 to N19+50 (Parts of segment B and G)	100%	15-Jun-05 A	16-Jun-05 A
A4300	Asphalt&Berms East -S0+00 to S8+00 (Parts of segment C and F)	100%	23-Jun-05 A	30-Jun-05 A
A4310	Asphalt&Berms East -Segment F and G (Rte. 440)	100%	11-Jul-05 A	14-Jul-05 A
A4320	Asphalt&Berms East -Segment D (DC0+00 to DC3+00)	100%	02-Aug-05 A	05-Aug-05 A
West Cell				
A4330	Asphalt&Berms West -Segment C (from S8+00)	100%	11-Aug-05 A	15-Aug-05 A
A4340	Asphalt&Berms West -Segment H (S18+80 - S22+54.7)	100%	08-Sep-05 A	12-Sep-05 A
A71	Asphalt&Berms West -Segment J	100%	21-Sep-05 A	22-Sep-05 A
A4350	Asphalt&Berms West -Remainder of Segment I (N0+56.8 - N5+75)	100%	27-Sep-05 A	30-Sep-05 A
SST				
East Cell				
A4360	SST East -Segment E (and part of D from DC3+00)	100%	19-May-05 A	06-Jun-05 A
A4370	SST East -N10+44.8 to N19+50 (Parts of segment B and G)	100%	16-Jun-05 A	15-Jul-05 A
A4380	SST East -Car Park (N15+60 - N16+50)	100%	18-Jul-05 A	20-Jul-05 A
A4390	SST East -Segment F and G (Rte. 440)	100%	21-Jul-05 A	02-Aug-05 A
129	SST East -S0+00 to S8+00 (Parts of segment C and F)	100%	03-Aug-05 A	12-Aug-05 A
A4400	SST East -Segment D (DC0+00 to DC3+00)	100%	15-Aug-05 A	19-Aug-05 A
West Cell				
A4410	SST West -Segment C (from S8+00 - S13+00)	100%	22-Aug-05 A	29-Aug-05 A
133	SST West -Segment H (S13+00 - S18+00)	100%	30-Aug-05 A	14-Sep-05 A
A4420	SST West -Segment H (S18+00 - S22+54.7)	100%	15-Sep-05 A	22-Sep-05 A
A4430	SST West -Segment J	100%	23-Sep-05 A	30-Sep-05 A
A4440	SST West -Segment I (N0+56.8 - N10+44.8)	100%	03-Oct-05 A	19-Oct-05 A
A4590	SST West - Demobilization	100%	24-Oct-05 A	26-Oct-05 A
Steel Delivery				
A4450	Steel Delivery -Segment B	100%	22-Jun-05 A	24-Jun-05 A
A4470	Steel Delivery -Segment G	100%	11-Jul-05 A	13-Jul-05 A



Actual Work ◆ Baseline Milestone
Primary Baseline ◆ Milestone

© Primavera Systems, Inc.

Activity ID	Activity Name	% Compl	Start	Finish
A4460	Steel Delivery -Segment F	100%	18-Jul-05 A	20-Jul-05 A
A69	Steel Delivery -Segment C	100%	01-Aug-05 A	03-Aug-05 A
A4490	Steel Delivery -Segment J	100%	26-Aug-05 A	06-Sep-05 A
A73	Steel Delivery - Segment I	100%	02-Sep-05 A	07-Oct-05 A
A4480	Steel Delivery - Segment H	100%	05-Sep-05 A	07-Oct-05 A
Exit East Cell Plan				
A4600	Clean & Top Off Wall North Perimeter - East Cell	100%	19-Sep-05 A	03-Oct-05 A
A4620	Clean Diagonal section - East Cell	100%	19-Sep-05 A	11-Nov-05 A
A4540	Zone 1 Cleaning	100%	26-Sep-05 A	07-Oct-05 A
A4550	Zone 2 Cleaning	100%	04-Oct-05 A	28-Oct-05 A
A4560	Zone 3 Cleaning	100%	07-Oct-05 A	03-Nov-05 A
A4570	Zone 4 Cleaning	100%	24-Oct-05 A	01-Nov-05 A
A4580	Zone 5 Cleaning (exclude treatability area)	100%	27-Oct-05 A	04-Nov-05 A
SCB Construction				
East Cell				
Trial Remedial Measures				
T010	Test Repair 7 Elements	100%	17-Nov-05 A	17-Nov-05 A
T050	Review & Evaluate Testing & Samples	100%	20-Nov-05 A	29-Nov-05 A
T020	Core	100%	21-Nov-05 A	21-Nov-05 A
T060	Order Steel (Plates & Z patterns)	100%	21-Nov-05 A	21-Nov-05 A
T070	Steel Delivery	100%	22-Nov-05 A	28-Nov-05 A
T030	7 Day Test	100%	24-Nov-05 A	24-Nov-05 A
T080	Test Steel Installation - Plates	100%	28-Nov-05 A	29-Nov-05 A
T090	Test Steel Installation - Z Pattern (outside beam)	100%	28-Nov-05 A	29-Nov-05 A
T040	12 Day Test	100%	29-Nov-05 A	29-Nov-05 A
T100	Submit data and execution decision for Approval	100%	30-Nov-05 A	30-Nov-05 A
T110	SM Approval - (Agreement to Steel Sheets East Wall)	100%	01-Dec-05 A	05-Dec-05 A
East Cell Steel and Remix				
Steel Installation				
H1560	Steel Delivery - 40 Sheets	100%		19-Dec-05 A
H2010	Steel Installation Section (South) (80 LF INSTALLED)	100%	27-Dec-05 A	31-Dec-05 A
H1570	Steel Installation Section (South) (30 LF / day -1 Crew) (120 LF)	100%	04-Jan-06 A	10-Jan-06 A
H2000	Steel Installation Section (East E5+00 to E7+65) (30 LF / day -1 Crew) (265 LF)	100%	04-Jan-06 A	13-Jan-06 A
H1580	Steel Installation Section (East E0+00 to E2+00) (30 LF/day -1 crews) (200 LF)	100%	11-Jan-06 A	30-Jan-06 A
H1600	Install Walers	100%	12-Jan-06 A	05-May-06 A
H2040	Steel Installation Section (East E5+00 to E2+00) (30 LF/day -1 crews) (300 LF)	100%	16-Jan-06 A	30-Jan-06 A



© Primavera Systems, Inc.

Master Schedule- As-Built Completion Schedule

SA-7 Field Operations

Activity ID	Activity Name	% Compl	Start	Finish
H1590	Steel Installation Section (North N20+71 to N20+23) (30 LF/day 1 Crew) (48 LF)	100%	01-Feb-06 A	04-Feb-06 A
H1610	Steel Installation Section (North N20+23 to N18+71) (30 LF/day 1 Crew) (152 LF)	100%	06-Feb-06 A	13-Feb-06 A
A1410	Break out N19+80 to N10+45 (JCIA car park entrance)	100%	08-Feb-06 A	10-Feb-06 A
A1420	Remove Debris N19+80 to N10+45 (JCIA car park entrance)	100%	13-Feb-06 A	16-Feb-06 A
A1370	Steel Installation North Section (N18+71 to N15+50) (30 LF/day 1 Crew) (828LF)	100%	14-Feb-06 A	07-Mar-06 A
H1520	Move Crew and setup to install steel South Section	100%	08-Mar-06 A	08-Mar-06 A
H1500	Steel Installation South Wall (S2+50 to S9+76) (30LF/day)	100%	09-Mar-06 A	12-Apr-06 A
H1510	Steel Installation North Section 500LF (30LF/day) - non-continuous installation	100%	27-Mar-06 A	21-Apr-06 A
H1530	Steel Installation South Wall (S2+00 toS2+50)	100%	01-Apr-06 A	01-Apr-06 A
Mix Repair - East Cell				
H1030	36" Central Remix S2+00 (25 LF / day) toward Diagonal	100%	20-Dec-05 A	21-Dec-05 A
H1055	CPT Testing	100%	28-Dec-05 A	29-Dec-05 A
H1950	South Remix (24 LF/shift 2 Shifts = 48 LF/day) (200 LF)	100%	17-Jan-06 A	25-Jan-06 A
H1035	Cure South Wall	100%	26-Jan-06 A	01-Feb-06 A
H1195	East Remix (South portion) (405 LF) 20 LF/shift @ 2 shifts/day	100%	26-Jan-06 A	02-Feb-06 A
H1960	East Remix (North portion) (92 LF) 20 LF/shift @ 2 shifts/day	100%	03-Feb-06 A	08-Feb-06 A
H1200	Cure East (South portion) Section	100%	03-Feb-06 A	10-Feb-06 A
H1130	North Remix 48 LF (20 LF /shift @ 1 shift / day) (N20+71 to N20+08)	100%	09-Feb-06 A	14-Feb-06 A
H1970	Cure East (North portion) Section	100%	11-Feb-06 A	17-Feb-06 A
209	Demobilize & Relocate Batch Plant #3 (East Cell to West Cell)	100%	14-Feb-06 A	20-Feb-06 A
H1980	Cure North Wall (48 Ft section)	100%	15-Feb-06 A	21-Feb-06 A
H1140	North Remix 272 LF (20 LF /shift @ 2 shifts / day) (N20+08 to N17+51)	100%	22-Feb-06 A	09-Mar-06 A
A1430	Backfill up to sheet pilings for rig access	100%	28-Feb-06 A	06-Mar-06 A
A1470	Track Rig to S2+52	100%	09-Mar-06 A	10-Mar-06 A
H1990	Cure North Wall (272 Ft section)	100%	10-Mar-06 A	16-Mar-06 A
R2demob	SCB West 2 -Demobilization of Rig #2	100%	24-Mar-06 A	04-Apr-06 A
A1360	South Wall Remix (S2+52 to S9+76) (20 LF /shift @ 2 shifts / day)	100%	24-Mar-06 A	13-Apr-06 A
187	Final Cleaning of Contract 4 Work Area - East Cell	100%	17-Apr-06 A	12-May-06 A
Platforms				
M110	Platform Cleaning - South (S2+00 to S0+00)	100%	03-Feb-06 A	07-Feb-06 A
M120	Platform Cleaning - East	100%	28-Feb-06 A	02-Mar-06 A
M140	Platform Cleaning - North (N20+71 to N15+50)	100%	10-Mar-06 A	22-Mar-06 A
M130	Platform Cleaning - North (N15+50 to N10+45)	100%	28-Apr-06 A	26-May-06 A
Rig #1				



© Primavera Systems, Inc.

Activity ID	Activity Name	% Compl	Start	Finish
A4510	SCB East 1 -Test Section	100%	23-May-05 A	24-Jun-05 A
A4520	SCB East 1 -Segment E	100%	27-Jun-05 A	08-Jul-05 A
A4530	SCB East 1 -Segment B (N10+44.8 - N20+71.4)	100%	11-Jul-05 A	12-Aug-05 A
156	SCB East 1 -Part of Segment G (E0+00 - E1+00)	100%	15-Aug-05 A	17-Aug-05 A
157	SCB East 1 -Segment C (S4+00 - S5+46.5)	100%	19-Aug-05 A	25-Aug-05 A
158	SCB East 1 -Segment D (DC0+00 - DC3+00)	100%	26-Aug-05 A	12-Sep-05 A
Rig # 2				
160	SCB East 2 -Segment F/G (Rte. 440) (E1+00 - E7+65.1)	100%	28-Jul-05 A	18-Aug-05 A
164	SCB East 2 -Segment C (S2+00 - S4+00)	100%	01-Aug-05 A	03-Aug-05 A
163	SCB East 2 -Segment F (S0+00 - S2+00)	100%	04-Aug-05 A	09-Aug-05 A
West Cell				
Rig # 1				
168	SCB West 1- Move Rig #1 to W0+30	100%	12-Sep-05 A	06-Oct-05 A
170	SCB West 1-Segment J (W0+30 - W5+80.2)	100%	17-Oct-05 A	28-Nov-05 A
171	SCB West 1- (N0+56.8 - N10+45) 26LF/ shift - 2 Shifts/day	100%	28-Nov-05 A	02-Feb-06 A
A10040	SCB West 1-Complete NW corner (N0+00)	100%	03-Feb-06 A	06-Feb-06 A
A111	Track rig to S9+78	100%	07-Feb-06 A	08-Feb-06 A
A101	SCB West 1- (S9+76 to S22+54.7) 26LF/ shift - 2 Shifts/day	100%	09-Feb-06 A	17-Mar-06 A
A81	SCB West 1-Complete SW corner (W0+00)	100%	18-Mar-06 A	22-Mar-06 A
202	Northwest & Southwest corners -sheet piles	100%	23-Mar-06 A	12-Apr-06 A
R1demob	SCB West 1-Demobilization of Rig #1 (moved to east to replace Rig#2)	100%	14-Apr-06 A	30-Apr-06 A
R1demob20	Contractor Demobilization - Raito	100%	29-May-06 A	14-Jun-06 A
Rig # 2				
174	SCB West 2 -Move Rig #2 to S5+46.5	100%	12-Sep-05 A	07-Oct-05 A
175	SCB West 2 -Segment C (from S5+46.5 - S10+00)	100%	10-Oct-05 A	28-Oct-05 A
R100	Move & Setup Rig #2 in East Cell for Wall Repairs	100%	31-Oct-05 A	11-Nov-05 A
Construction Water Settlement Tank (250,000 gallons)				
182	Constr Water Tank -Order Placed	100%	21-Apr-05 A	21-Apr-05 A
183	Constr Water Tank -Supply & Receipt	100%	22-Apr-05 A	03-Jun-05 A
184	Constr Water Tank -Installation	100%	06-Jun-05 A	23-Sep-05 A
185	Constr Water Tank -Connect pipework to WWTP	100%	03-Oct-05 A	07-Oct-05 A
Relocate Batch Plant #1 & Demobilize				
188	Batch Plant #1 -Tear Down/ close and cover pit	100%	08-Aug-05 A	09-Sep-05 A
189	Batch Plant #1 -Set up at new location - west cell	100%	12-Sep-05 A	15-Sep-05 A
199	Jersey City Inspection	100%	03-Oct-05 A	06-Oct-05 A
Relocate Batch Plant #2 & Demobilize				

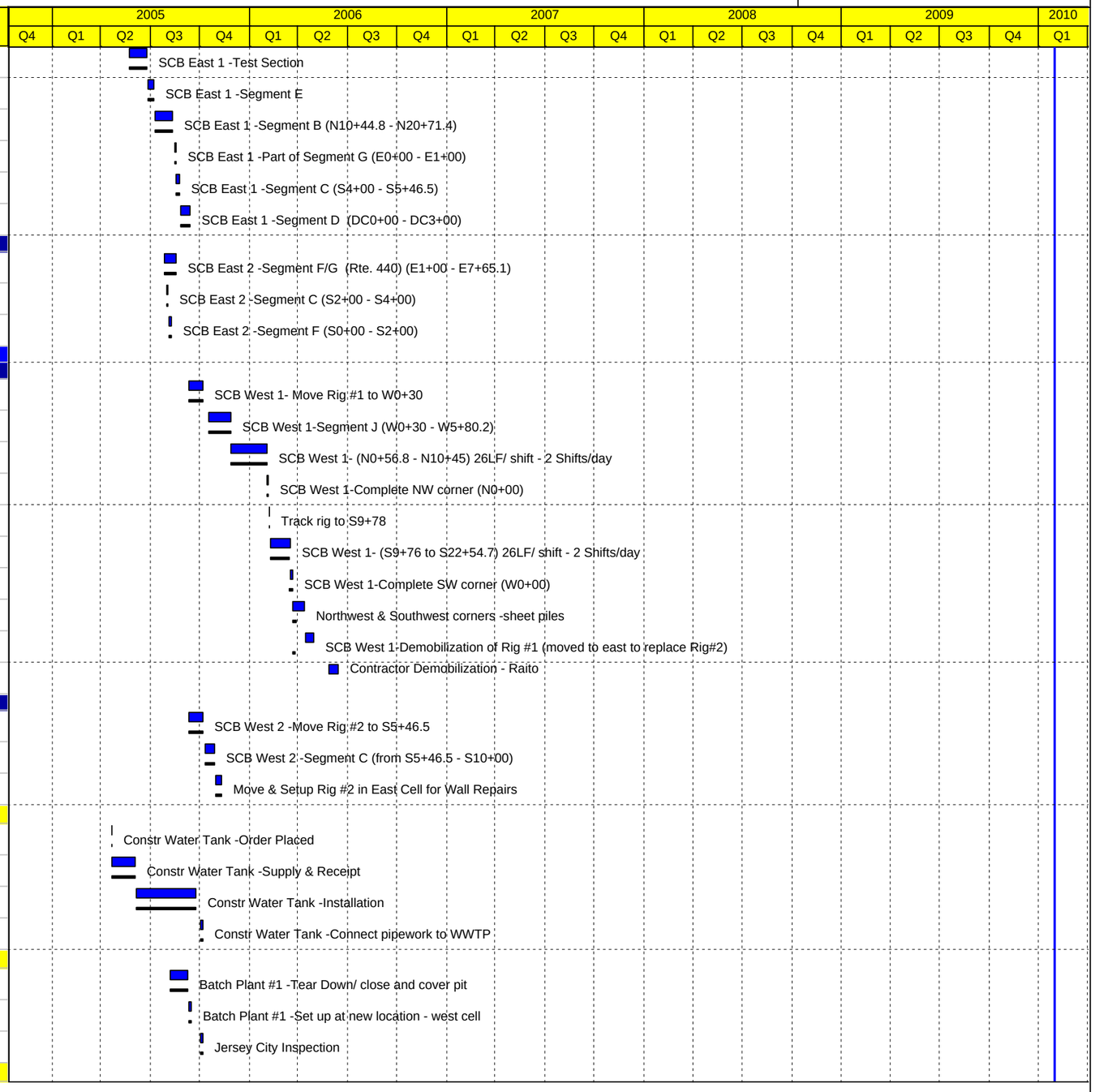

© Primavera Systems, Inc.

Activity ID	Activity Name	% Compl	Start	Finish
193	Batch Plant #2 -Tear Down/ close and cover pit	100%	12-Sep-05 A	16-Sep-05 A
194	Batch Plant #2 -Set up at new location - west cell	100%	19-Sep-05 A	27-Sep-05 A
204	Jersey City Inspection	100%	03-Oct-05 A	06-Oct-05 A
Excavation Pilot Study				
Pilot Study_Treatibility				
Pilot Study				
Groundwater Extraction Test				
A7040	Mobilization	100%	25-Feb-05 A	04-Mar-05 A
A7050	Well Point Installation	100%	07-Mar-05 A	11-Mar-05 A
A7060	Cleanup	100%	14-Mar-05 A	14-Mar-05 A
Groundwater Extraction				
A7070	Primary Dewatering Pattern	100%	15-Jun-05 A	06-Sep-05 A
A7080	Dewatering Sample Borings (1st set)	100%	02-Aug-05 A	03-Aug-05 A
A7090	Pilot Study -Secondary Dewatering Pattern	100%	12-Sep-05 A	30-Sep-05 A
Pilot Excavation				
A7110	Pilot Study -Conduct Excavation	100%	03-Oct-05 A	06-Oct-05 A
Contract 5 - TSDF A				
45	Contract 5 -Issue RFP	100%	28-Mar-05 A	28-Mar-05 A
46	Contract 5 -Bids Due	100%	03-Jun-05 A	03-Jun-05 A
47	Contract 5 -Conduct Re-bid	100%	03-Jun-05 A	27-Jun-05 A
Work Plans - For 4 Disposal Facilities				
Work Plan Submittal Package (5 Documents)				
52	Contract 5 Work Plans -Submittal	100%	27-Jun-05 A	31-Oct-05 A
Contract 6 - Excavation & Backfill - Entact				
Work Plan Submittal, Review, and Approval				
Health & Safety Plan				
A0	Review	100%	23-Mar-05 A	21-Jun-05 A
A9	Submittal	100%	28-Apr-05 A	28-Apr-05 A
A1	Approved	100%	30-Jun-05 A	
Dust Control Plan				
14	Review	100%	01-Apr-05 A	21-Jun-05 A
A1000	Submittal	100%	28-Apr-05 A	28-Apr-05 A
A1010	Approved	100%	30-Jun-05 A	
Traffic Control & Transportation Plan				
A7	Submittal	100%	07-Jun-05 A	04-Aug-05 A
18	Review	100%	30-Jun-05 A	09-Aug-05 A
19	Approved	100%	11-Aug-05 A	
Backfill Transportation & Placement Plan				
21	Backfill Transp & Place Plan -Submittal	100%	12-Aug-05 A	25-Aug-05 A
22	Backfill Transp & Place Plan -Review	100%	15-Aug-05 A	23-Sep-05 A

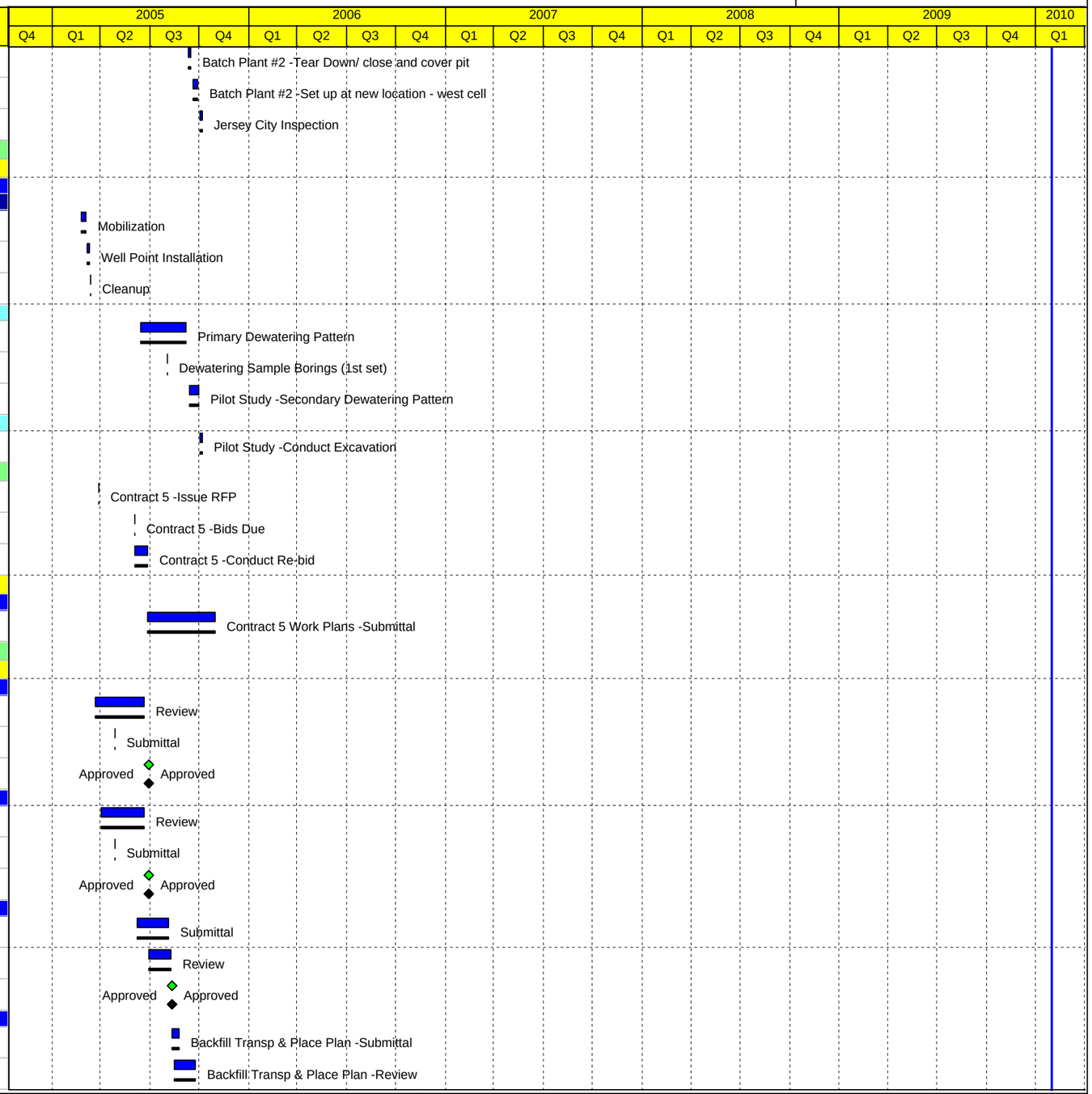

Actual Work ◆ Baseline Milestone
Primary Baseline ◆ Milestone

TASK filter: All Activities

© Primavera Systems, Inc.

Master Schedule- As-Built Completion Schedule | **SA-7 Field Operations**

Activity ID	Activity Name	% Compl	Start	Finish
A1020	Backfill Transp & Place Plan -Approved	100%	27-Sep-05 A	
Work Platform Removal Plan (in Excavation Plan)				
A1030	Work Platform Rem Plan -Submittal	100%	28-Apr-05 A	28-Apr-05 A
A1040	Work Platform Rem Plan -Review	100%	11-May-05 A	30-Aug-05 A
27	Work Platform Rem Plan -Approved	100%	02-Sep-05 A	
Groundwater Extraction and Handling Plan				
A1050	Submittal	100%	28-Apr-05 A	28-Apr-05 A
A1060	Review	100%	25-May-05 A	27-Jul-05 A
A1070	Approved	100%	29-Jul-05 A	
Soils & Materials Handling Plan				
A1080	Soils & Mat Handling Plan -Submittal	100%	26-Sep-05 A	10-Oct-05 A
A1090	Soils & Mat Handling Plan -Review	100%	26-Sep-05 A	17-Oct-05 A
A1100	Soils & Mat Handling Plan -Approved	100%		20-Oct-05 A
COPR Excavation Plan (includes Central Excavation Plan addition)				
A1110	COPR Excavation Plan -Submittal	100%	10-May-05 A	31-Aug-05 A
A8	COPR Excavation Plan -Review	100%	11-May-05 A	31-Aug-05 A
39	COPR Excavation Plan -Approved	100%	01-Sep-05 A	
Central Excavation Plan				
A1230	Central Excavation Plan - Submittal	100%	10-Oct-05 A	28-Oct-05 A
A1340	Central Excavation Plan - Review (Special Master)	100%	31-Oct-05 A	14-Nov-05 A
A1350	Central Excavation Plan - REJECTED	100%		14-Nov-05 A
Pre-Construction Activities				
2	Contract 6 -Submit Proposal	100%	15-Feb-05 A	
A3	Contract 6 -Proposal Review by Honeywell	100%	16-Feb-05 A	18-Feb-05 A
A4	Contract 6 -Interview	100%	18-Feb-05 A	
A5	Contract 6 -Negotiations, Question & Answer Period	100%	21-Feb-05 A	14-Mar-05 A
A6	Contract 6 -Notice to Proceed	100%	14-Mar-05 A	
Mobilization - Entact				
A1120	Mobilization	100%	04-Apr-05 A	
A2	Initial Erosion & Sedimentation Controls	100%	19-Apr-05 A	20-Jun-05 A
A1270	Mob 1:Install Observation Wells & Inclinometers, Abandon MW's	100%	01-Aug-05 A	15-Mar-06 A
152	Install Stormwater Control Systems (french drain, diversion berms)	100%	23-Aug-05 A	09-Sep-05 A
140	Relocate Weather Station	100%	15-Nov-05 A	16-Nov-05 A
A1490	Pre-Excavation Drainage Channel	100%	07-Mar-06 A	07-Mar-06 A
C6mob22	Install Surface Water Diversion Berm	100%	20-Mar-06 A	21-Mar-06 A
A1390	Preparation for Excavation (traffic control, Platforms, etc.)	100%	27-Mar-06 A	31-Mar-06 A

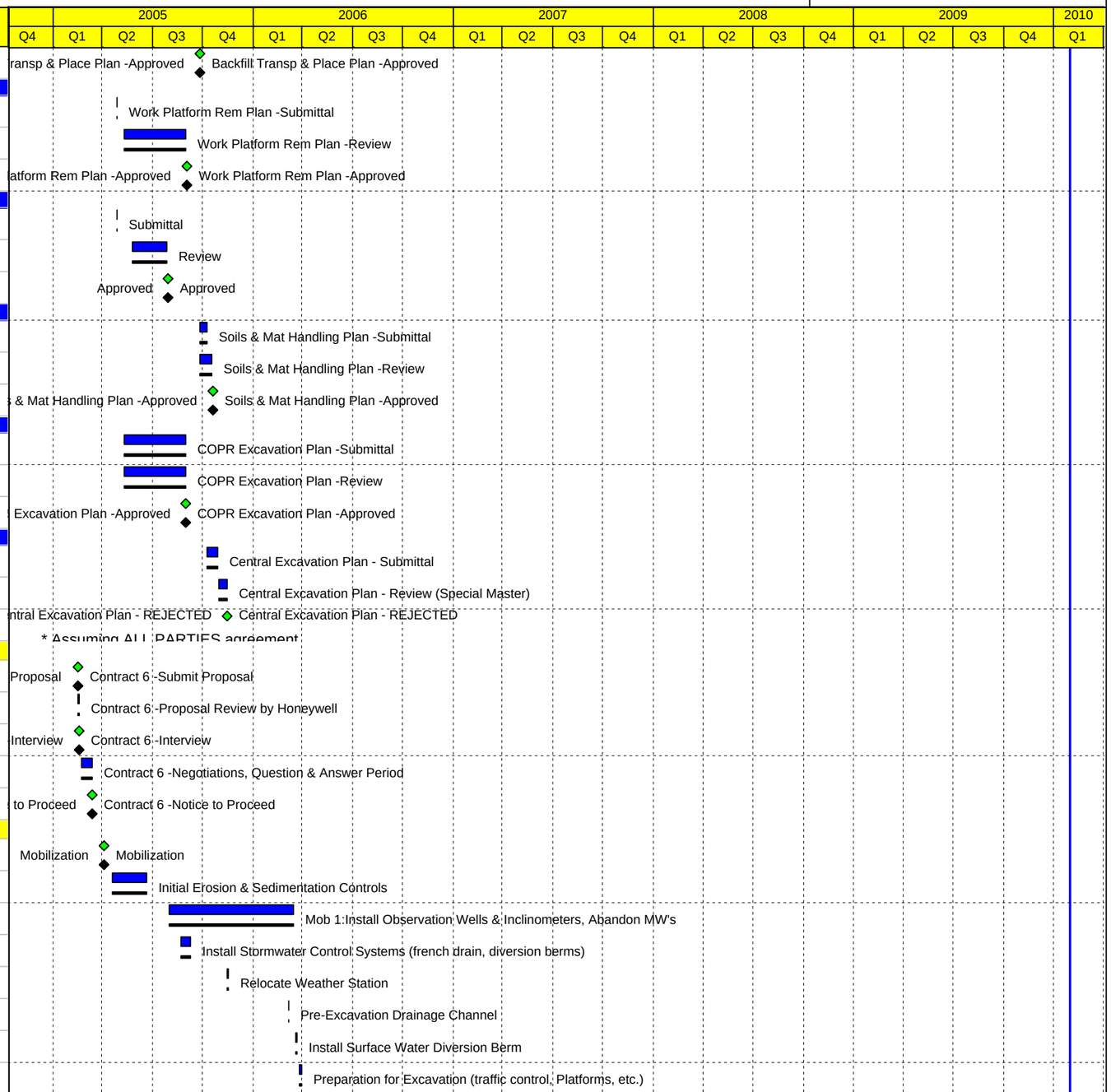

Actual Work | Baseline Milestone
Primary Baseline | Milestone

TASK filter: All Activities

© Primavera Systems, Inc.

Master Schedule- As-Built Completion Schedule

SA-7 Field Operations

Activity ID	Activity Name	% Compl	Start	Finish
C6mob2	Mob 2: Install Observation Wells & Inclinometers, Abandon MW's Cluster E4 & E5	100%	08-May-06 A	06-Jun-06 A
C6mob42	Install Deep Well - East DP 9	100%	20-Nov-06 A	29-Nov-06 A
Deep Wells				
A1250	Install Deep Wells - East 1,2,3,4	100%	24-Oct-05 A	20-Jan-06 A
A1310	Install Deep Wells - West DP 5,6,7,8	100%	25-Oct-05 A	20-Jan-06 A
74	Activate Deep Wells (60 operation) - East	100%	27-Jan-06 A	
A1260	Operate Deep Wells Depressurization - East 1,2 (Pre-Excavation)	100%	27-Jan-06 A	02-Apr-06 A
A1300	Operate Deep Well Depressurization - East DP 1	100%	27-Jan-06 A	27-Sep-06 A
A1380	Operate Deep Well Depressurization - East DP 2	100%	27-Jan-06 A	06-Apr-07 A
H1550	Operate Deep Well Depressurization - East DP 4	100%	17-Feb-06 A	21-Sep-06 A
H1540	Operate Deep Well Depressurization - East DP 3	100%	09-Mar-06 A	02-Oct-07 A
A10070	Operate Deep Well Depressurization - East DP 9	100%	01-Dec-06 A	08-Nov-07 A
A9910	Operate Deep Well Depressurization- West (Pre-Excavation) DP 5	100%	17-Jan-07 A	26-Mar-07 A
A10000	Operate Deep Well (During Excavation) - West DP 5	100%	27-Mar-07 A	03-Dec-07 A
A1530	Operate Deep Well - DP 4 Restart	100%	30-Apr-07 A	16-Jun-08 A
A1520	Operate Deep Well - DP 2 Restart	100%	30-Apr-07 A	15-Aug-08 A
A1540	Operate Deep Well - DP 1 Restart	100%	30-Apr-07 A	18-Mar-09 A
A9920	Operate Deep Well Depressurization- West (Pre-Excavation) DP 6	100%	15-May-07 A	16-Jul-07 A
A10050	Operate Deep Well (During Excavation) - West DP 6	100%	17-Jul-07 A	28-Jul-08 A
A10060	Operate Deep Well (During Excavation) - West DP 7	100%	01-Feb-08 A	20-Mar-09 A
A1550	Operate Deep Well - DP 5 Restart	100%	07-Aug-08 A	12-Nov-09 A
A10080	Operate Deep Well (During Excavation) - West DP 8	100%	10-Mar-09 A	12-Nov-09 A
Well Point System Installation				
A1220	Well Point Install (Headers 1,2,3,4,5,6,7) and extra points	100%	16-Nov-05 A	16-Feb-06 A
190	Install South-East Groundwater Sump	100%	08-Feb-06 A	09-Feb-06 A
H1290	Well Point Install Header 2,3,4 extentions	100%	17-Mar-06 A	30-Mar-06 A
130	Install Well Points (Headers 8,9,10)	100%	26-Jul-06 A	05-Jan-07 A
131	Install Well Points (Headers 20,19)	100%	06-Dec-06 A	08-May-07 A
151	Install Well Points (7A,8A,9A,10A,10B)	100%	22-Jan-07 A	24-Apr-07 A
141	Install Well Points (Headers 11,12,13,14,15)	100%	20-Nov-07 A	07-Dec-07 A
132	Install Well Points (Headers 16&17)(18 complete)	100%	09-Jun-08 A	15-Aug-08 A
Wellpoint System Operation				
H1300	Well Point Operation Header 2,3 (Pre-excavation)	100%	13-Dec-05 A	02-Apr-06 A
A1240	Well Point Operation Header 1 (Pre-excavation)	100%	17-Feb-06 A	31-Mar-06 A

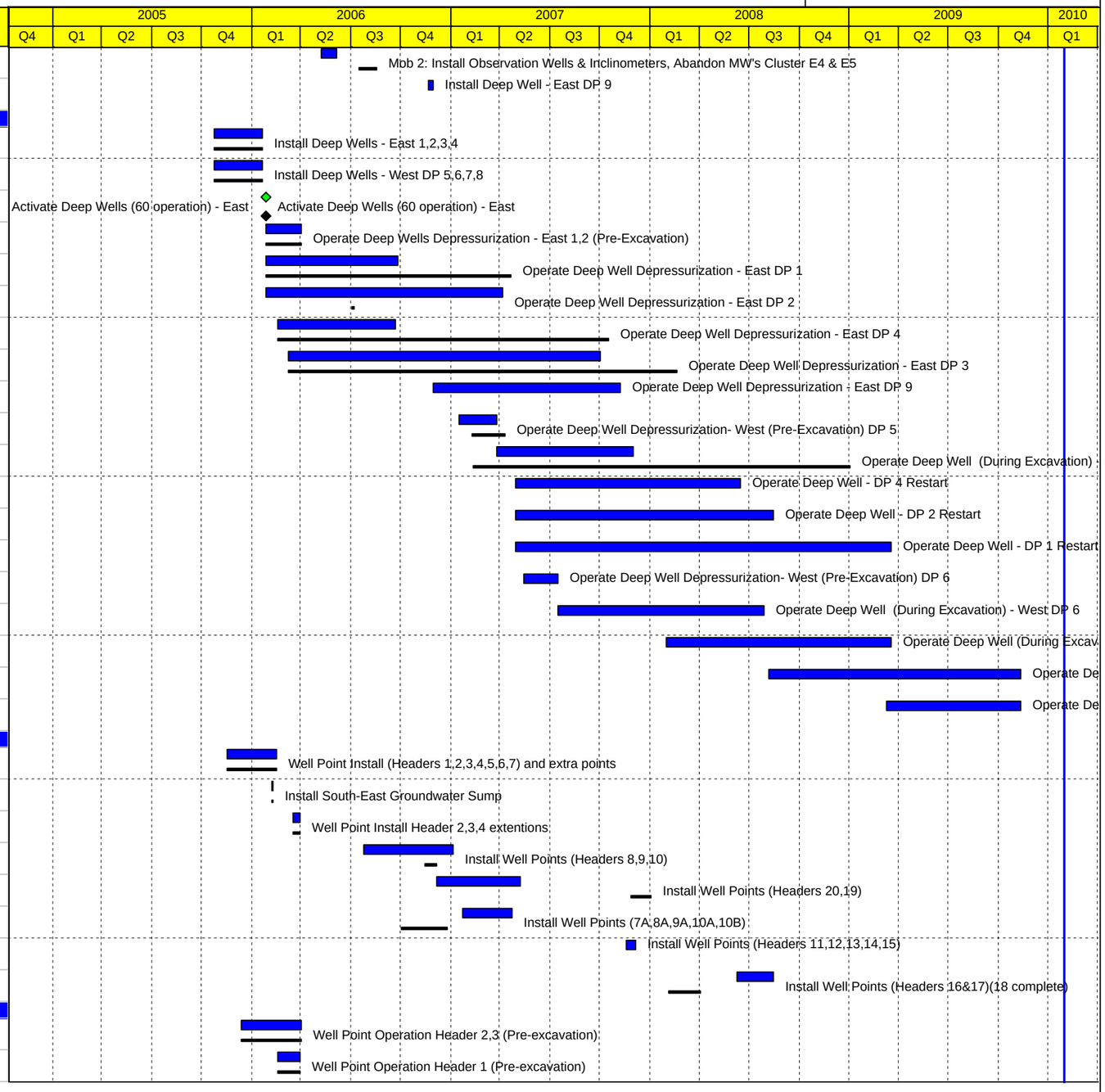

© Primavera Systems, Inc.

Master Schedule- As-Built Completion Schedule | **SA-7 Field Operations**

Activity ID	Activity Name	% Compl	Start	Finish
145	Well Point Operation Header 4 for (Pre-excavation)	100%	06-Mar-06 A	02-Apr-06 A
H5	Well Point Operation Header 4	100%	06-Mar-06 A	14-Jul-06 A
165	Well Point Operation Header 5	100%	30-Mar-06 A	28-Aug-06 A
195	Well Point Operation Header 2,3,4 extentions	100%	31-Mar-06 A	16-Jun-06 A
135	Well Point Operation Header 6	100%	31-May-06 A	23-Oct-06 A
155	Well Point Operation Header 7	100%	07-Aug-06 A	05-Apr-07 A
137	Well Point Operation Header 8	100%	08-Sep-06 A	21-Jun-07 A
167	Well Point Operation Header 9	100%	12-Jan-07 A	24-Sep-07 A
205	Well Point Operation Header 7A	100%	07-Feb-07 A	08-May-07 A
237	Well Point Operation Header 8A	100%	12-Mar-07 A	13-Jul-07 A
247	Well Point Operation Header 9A	100%	30-Apr-07 A	22-Oct-07 A
219	Well Point Operation Header 20	100%	10-May-07 A	03-Jul-08 A
179	Well Point Operation Header 19	100%	22-May-07 A	12-Aug-08 A
139	Well Point Operation Header 10	100%	30-May-07 A	10-Dec-07 A
229	Well Point Operation Header 10A	100%	01-Aug-07 A	25-Jan-08 A
239	Well Point Operation Header 10B	100%	10-Sep-07 A	27-Feb-08 A
H2070	Well Point Operation Header 15	100%	14-Dec-07 A	10-May-08 A
H2080	Well Point Operation Header 14A	100%	14-Dec-07 A	27-May-08 A
H2060	Well Point Operation Header 14	100%	14-Dec-07 A	15-Aug-08 A
H2050	Well Point Operation Header 13	100%	21-Jan-08 A	24-Oct-08 A
H29	Well Point Operation Header 12	100%	24-Jan-08 A	09-Mar-09 A
149	Well Point Operation Header 11	100%	24-Jan-08 A	11-Aug-09 A
169	Well Point Operation Header 18	100%	13-Jun-08 A	22-Oct-08 A
H39	Well Point Operation Header 17	100%	21-Aug-08 A	18-Feb-09 A
159	Well Point Operation Header 16	100%	10-Sep-08 A	24-Jun-09 A
Remove Offsite Work Platform (outside of SA-7 property)				
H1890	South East Section Remove Platform (S2+00 to S0+00)	100%	22-Feb-06 A	27-Feb-06 A
A1130	Remove offsite work platform -JCIA	100%	23-Mar-06 A	05-May-06 A
49	Remove offsite work platform -Bowling alley	100%	11-May-06 A	16-Jun-06 A
51	Remove offsite work platform -Teal and Degan	100%	15-Jun-06 A	30-Jun-06 A
56	Remove offsite work platform -60/80 Kellogg Street	100%	19-Jun-06 A	07-Jul-06 A
A1150	Remove offsite work platform -JCMUA	100%	10-Jul-06 A	20-Jul-06 A
A1140	Remove offsite work platform -Rt. 440	100%	03-Oct-06 A	10-Oct-06 A
SCB Details				

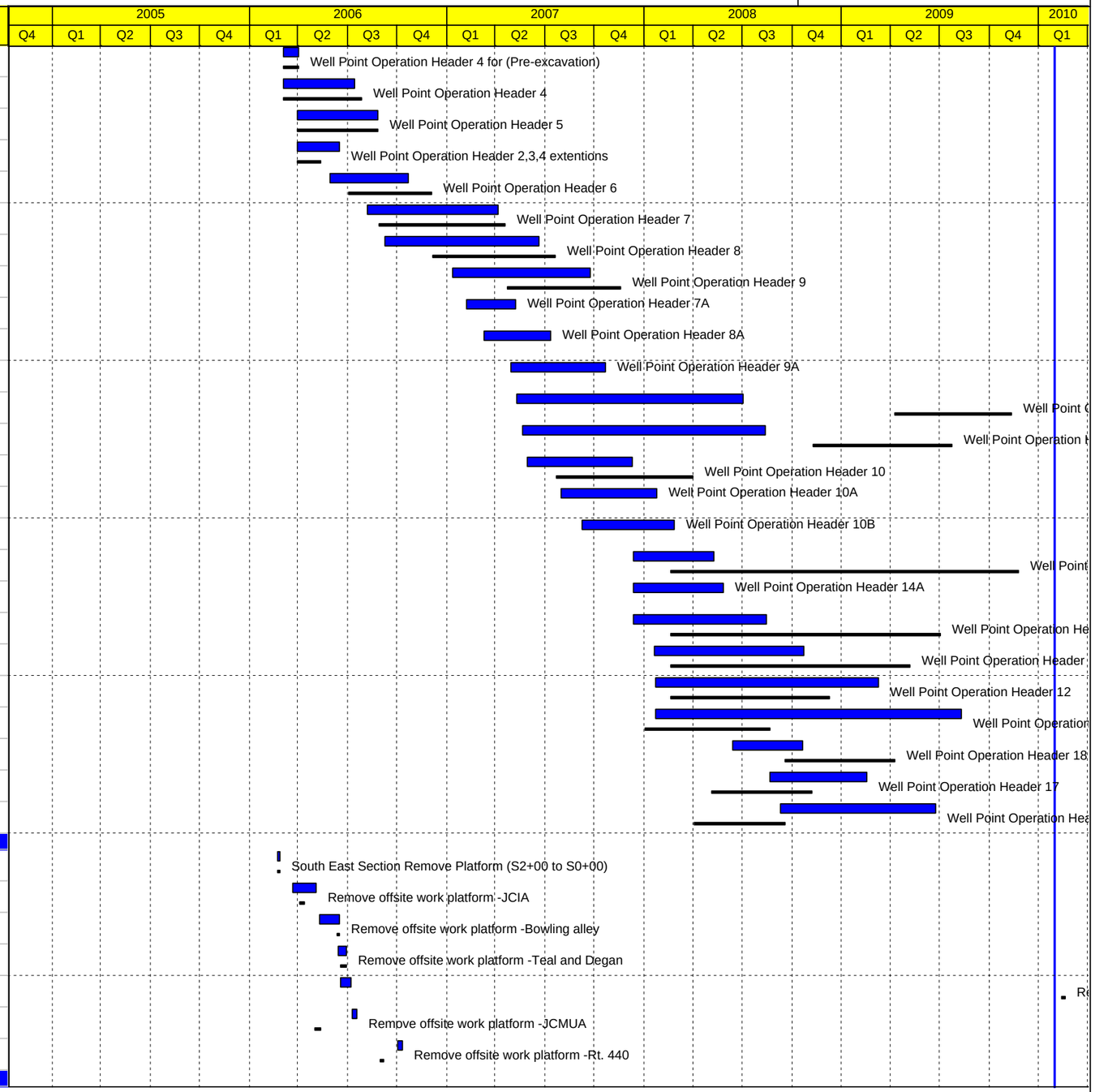

Actual Work ◆ Baseline Milestone
Primary Baseline ◆ Milestone

TASK filter: All Activities

© Primavera Systems, Inc.

Master Schedule- As-Built Completion Schedule | **SA-7 Field Operations**

Activity ID	Activity Name	% Compl	Start	Finish
96	SCB Details (steel plating & cap) South East Section (S2+00 to S0+00)	100%	22-Mar-06 A	24-Mar-06 A
106	SCB Details (cap) North Section - JCIA	100%	30-May-06 A	19-Jun-06 A
197	SCB Details - West Cell - North (N0+00 to N10+45) (Asphalt Only)	100%	12-Jun-06 A	20-Jun-06 A
217	SCB Details - Bowling Alley	100%	26-Jun-06 A	17-Jul-06 A
177	SCB Details - South - Teal and Degan	100%	17-Jul-06 A	25-Aug-06 A
227	SCB Details - 60/80 Kellogg	100%	26-Jul-06 A	05-Sep-06 A
207	SCB Details - West Cell - North (N0+00 to N10+45)	100%	20-Mar-09 A	07-Aug-09 A
Route 440				
181	Excavate to subgrade elevation of sidewalk	100%	03-Oct-06 A	16-Oct-06 A
191	Excavate/place protective slabs over gas main	100%	03-Oct-06 A	09-Nov-06 A
221	Install sub-base for sidewalk	100%	17-Oct-06 A	23-Oct-06 A
201	Excavate/Install/Backfill utility tie-ins	100%	17-Oct-06 A	13-Nov-06 A
211	Install fence sleeves along hydraulic barrier wall	100%	27-Oct-06 A	02-Nov-06 A
231	Place new curb	100%	14-Nov-06 A	30-Nov-06 A
A1170	Perm Fence -Rt. 440	100%	21-Nov-06 A	05-Dec-06 A
241	Place new sidewalk	100%	21-Nov-06 A	05-Dec-06 A
261	Remove fence from jersey barriers	100%	06-Dec-06 A	03-Jan-07 A
271	Remove jersey barriers along 440 and sweep/clean	100%	11-Dec-06 A	13-Dec-06 A
A1210	Open shoulder on Rt. 440	100%	14-Dec-06 A	14-Dec-06 A
251	Place bituminous concrete bands	100%	22-Jun-07 A	25-Jun-07 A
Install Permanent Fence				
142	Install Fence Sleeve (East Cell - North N20+71 to N15+50)	100%	28-Apr-06 A	23-Jun-06 A
H72	Install Fence Sleeve (East Cell - North 15+50 to N10+45)	100%	08-May-06 A	26-May-06 A
A1160	Perm Fence -JCIA	100%	12-Jun-06 A	30-Jun-06 A
H92	Install Fence Sleeve - West Cell - South Teal and Degan	100%	25-Jul-06 A	18-Aug-06 A
H82	Install Fence Sleaves - West Cell - North	100%	25-Jul-06 A	14-Sep-06 A
102	Install Fence Sleeve (East Cell -South)	100%	31-Jul-06 A	23-Aug-06 A
60	Perm Fence -Bowling alley	100%	18-Sep-06 A	26-Sep-06 A
61	Perm Fence -Teal and Degan	100%	26-Sep-06 A	03-Oct-06 A
62	Perm Fence -JCMUA	100%	04-Oct-06 A	19-Oct-06 A
92	Install Fence Foundation (East Cell - Rt 440)	100%	10-Nov-06 A	20-Nov-06 A
Yard Poles and Lights				
A1480	Electrical Pole Installation & Conduit Runs (East Cell - North) JCIA	100%	24-May-06 A	09-Jun-06 A
A1320	Install Yard Poles & Lights JCIA (Final lighting)	100%	15-Jun-06 A	28-Jun-06 A

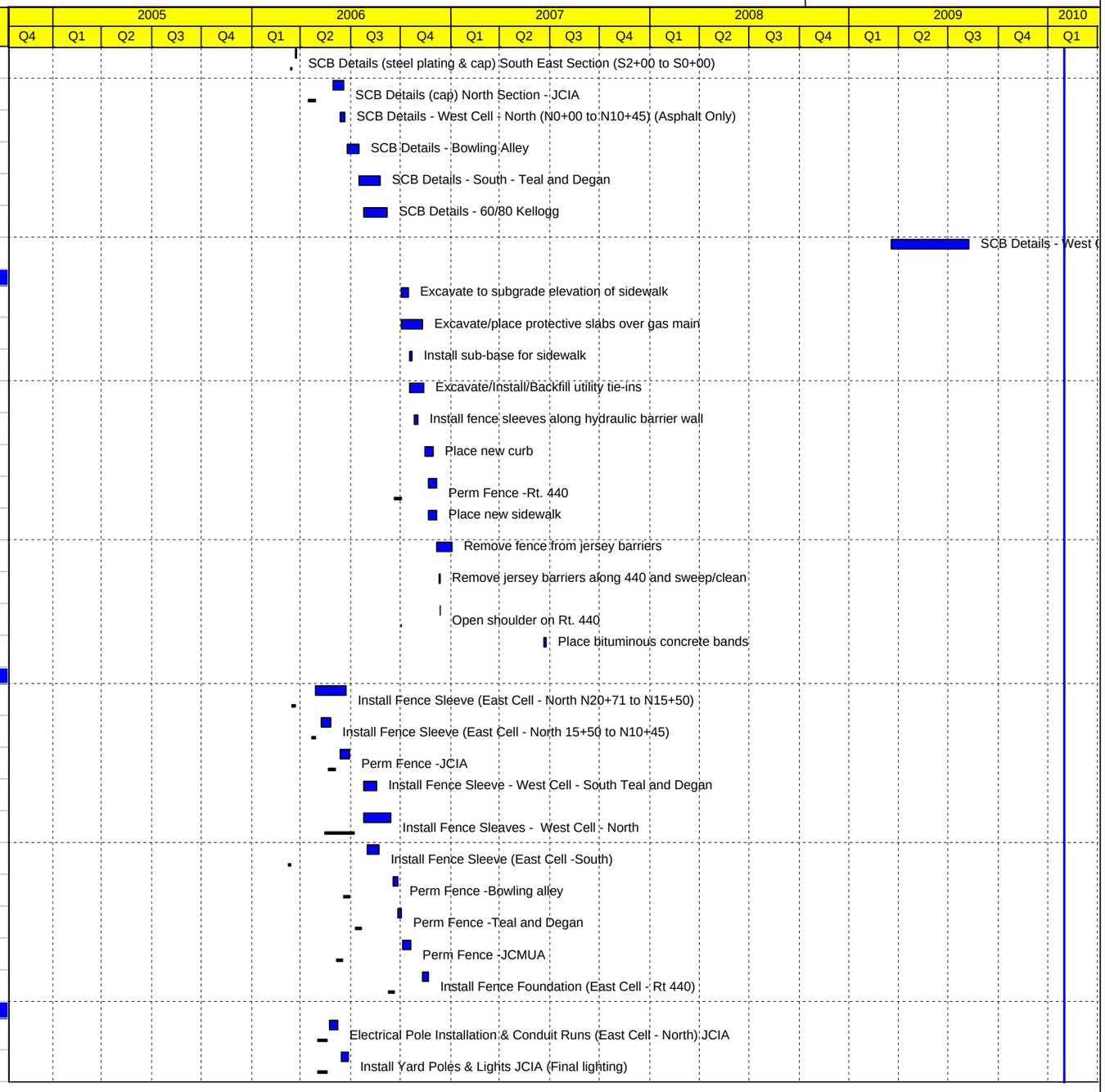

© Primavera Systems, Inc.

Master Schedule- As-Built Completion Schedule | **SA-7 Field Operations**

Activity ID	Activity Name	% Compl	Start	Finish
A1460	Electrical Pole Installation & Conduit Runs (East Cell - South)	100%	14-Jul-06 A	06-Oct-06 A
A1500	Electrical Pole Installation & Conduit Runs (West Cell)	100%	24-Jul-06 A	11-Jan-07 A
A1330	Install Yard Pole Clean Fill Foundations for Lights Rt. 440	100%	17-Oct-06 A	17-Nov-06 A
A1200	Install Yard Poles & Lights Site Perimeter	100%	14-Sep-07 A	05-Oct-07 A
JCIA Parking Lot				
A1440	Establish New JCIA parking lot entrance 100ft west	100%	17-Feb-06 A	17-Feb-06 A
A1450	Re-Establish JCIA Parking lot entrance east	100%	10-Mar-06 A	13-Mar-06 A
A1190	Terminate Temporary JCIA Parking	100%	22-Jun-06 A	31-Jul-06 A
Site Services				
M150	SCB Stockpile removed from site (South)	100%	05-Apr-06 A	14-Jun-06 A
1160	Final Cleaning of contract work area with stockpiles	100%	01-May-06 A	25-Aug-06 A
C6mob12	Install Vortex Unit	100%	12-Jun-06 A	15-Jun-06 A
R1demob10	SCB Stockpile removed from site (West)	100%	15-Jun-06 A	28-Jun-06 A
A1400	Storm Water Collection Piping (south wall)	100%	29-Nov-06 A	29-Dec-06 A
A1510	Begin pumping from backfill	100%	29-Dec-06 A	29-Jan-10 A
SCB Soils Management				
SCB IRM				
SCB-I-10	SCB IRM Sampled	100%	26-Sep-05 A	26-Sep-05 A
SCB-I-20	Ship to USE as Haz - IRM	100%	03-Oct-05 A	03-Oct-05 A
SCB Diagonal				
SCB-D-10	SCB Diagonal Sampled	100%	26-Sep-05 A	26-Sep-05 A
SCB-D-20	Ship to USE as Haz - Diagonal	100%	03-Oct-05 A	03-Oct-05 A
SCB 2 (Staged next to IRM bldg)				
SCB2-10	SCB 2 - Sampled	100%	23-Nov-05 A	23-Nov-05 A
SCB2-20	SCB 2 - NJMC Approval	100%		30-Mar-06 A
SCB2-30	SCB 2 - Start Removal to NJMC	100%	27-Jun-06 A	
SCB2-40	SCB 2 - Removal to NJMC	100%	27-Jun-06 A	04-Aug-06 A
SCB 3 (Staged in West cell on North work platform)				
SCB3-10	SCB 3 - Sampled	100%	06-Feb-06 A	06-Feb-06 A
SCB3-20	SCB 3 - NJMC Approval	100%		30-Mar-06 A
SCB3-30	SCB 3 - Start Removal to NJMC	100%	05-Apr-06 A	
SCB3-40	SCB 3 - Removal to NJMC	100%	05-Apr-06 A	04-May-06 A
SCB 4 (Staged Center of West work platform)				
SCB4-10	SCB 4 - Sampled	100%	23-Feb-06 A	23-Feb-06 A
SCB4-20	SCB 4 - NJMC Approval	100%		30-Mar-06 A
SCB4-25	SCB 4 - Relocate to South work Platform; West of Truck Wash	100%	14-Jun-06 A	15-Jun-06 A
SCB4-30	SCB 4 - Start Removal to NJMC	100%	19-Jun-06 A	

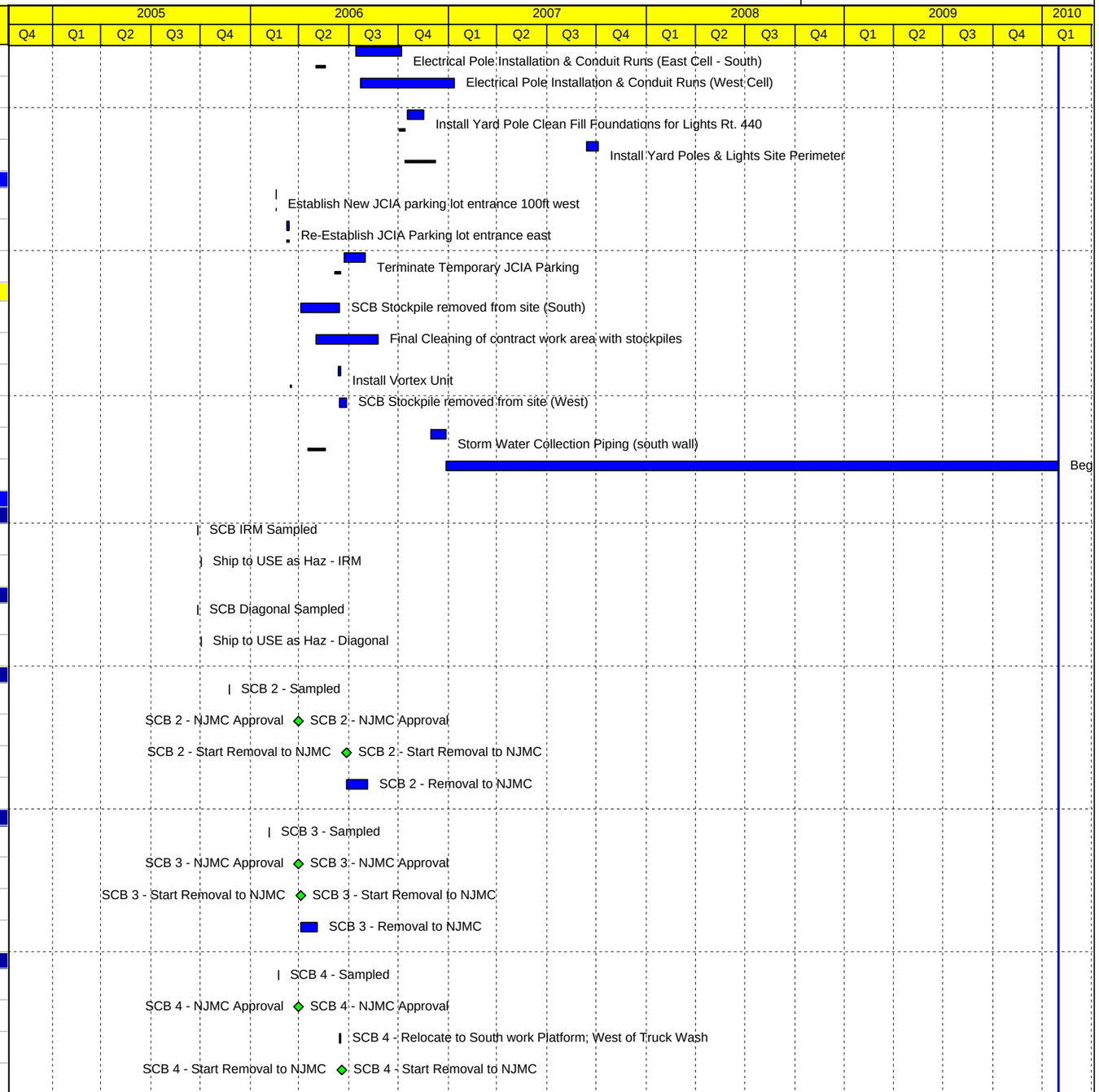

Actual Work | Primary Baseline | Baseline Milestone | Milestone

TASK filter: All Activities

© Primavera Systems, Inc.

Activity ID	Activity Name	% Compl	Start	Finish
SCB4-40	SCB 4 - Removal to NJMC	100%	19-Jun-06 A	27-Jun-06 A
SCB 5 (Staged in West cell on South work platform)				
SCB5-10	SCB 5 - Sampled	100%	21-Mar-06 A	22-Mar-06 A
SCB5-20	SCB 5 - NJMC Approval	100%		25-Apr-06 A
SCB5-30	SCB 5 - Start Removal to NJMC	100%	04-May-06 A	
SCB5-40	SCB 5 - Removal to NJMC	100%	04-May-06 A	16-Jun-06 A
SCB 6 (Staged in North central SCB staging area)				
SCB6-10	SCB 6 - Sampling	100%	20-Jun-06 A	20-Jun-06 A
SCB6-15	SCB 6 - Analytical Analysis	100%	21-Jun-06 A	13-Jul-06 A
SCB6-20	SCB 6 - NJMC Approval	100%		27-Jul-06 A
SCB6-30	SCB 6 - Start Removal to NJMC	100%	03-Aug-06 A	
SCB6-40	SCB 6 - Removal to NJMC	100%	03-Aug-06 A	09-Aug-06 A
SCB 7 (Currently staged on the Valley Fair Slab)				
SCB7-05	SCB 7 - Staged on the Valley Fair Slab	100%	19-Jun-06 A	28-Jun-06 A
SCB7-10	SCB 7 - Sampling	100%	26-Jul-06 A	26-Jul-06 A
SCB7-15	SCB 7 - Analytical Analysis	100%	31-Jul-06 A	11-Aug-06 A
SCB7-20	SCB 7 - NJMC Approval	100%		01-Sep-06 A
SCB7-30	SCB 7 - Start Removal to NJMC	100%	19-Sep-06 A	
SCB7-40	SCB 7 - Removal to NJMC	100%	19-Sep-06 A	27-Sep-06 A
SCB 8 (Staged in West Cell - South of West work platform)				
SCB8-10	SCB 8 - Sampled	100%	26-Apr-06 A	26-Apr-06 A
SCB8-20	SCB 8 - NJMC Approval	100%		12-Jun-06 A
SCB8-30	SCB 8 - Start Removal to NJMC	100%	14-Jun-06 A	
SCB8-40	SCB 8 - Removal to NJMC	100%	14-Jun-06 A	16-Jun-06 A
WP 9 Staged in South Central SCB Staging Area				
WP9-10	WP 9 - Sampled	100%	27-Jul-06 A	27-Jul-06 A
WP9-20	WP 9 - NJMC Approval	100%		01-Sep-06 A
WP9-30	WP 9 - Start Removal to NJMC	100%	27-Sep-06 A	
WP9-40	WP 9 - Removal to NJMC	100%	27-Sep-06 A	30-Oct-06 A
WP 10 Northwest				
SCB7-50	WP10 - Sampling	100%	27-Oct-06 A	27-Oct-06 A
SCB7-25	WP10 - Analytical Analysis	100%	02-Nov-06 A	09-Nov-06 A
SCB7-60	WP10 - NJMC Approval	100%		27-Nov-06 A
SCB7-70	WP10 - Start Removal to NJMC	100%	12-Dec-06 A	
SCB7-80	WP10 - Removal to NJMC	100%	12-Dec-06 A	14-Dec-06 A
WP 11 Southwest work platform				



© Primavera Systems, Inc.

Activity ID	Activity Name	% Compl	Start	Finish
SCB7-120	WP11 - Sampling	100%	26-Oct-06 A	26-Oct-06 A
SCB7-35	WP11 - Analytical Analysis	100%	03-Nov-06 A	10-Nov-06 A
SCB7-110	WP11 - NJMC Approval	100%		27-Nov-06 A
SCB7-90	WP11 - Start Removal to NJMC	100%	29-Jun-07 A	
SCB7-100	WP11 - Removal to NJMC	100%	29-Jun-07 A	05-Jul-07 A
WP 12 Northern WP West Cell				
SCB7-130	WP12 - Start Removal to NJMC	100%	10-Mar-08 A	
SCB7-140	WP12 - Removal to NJMC	100%	10-Mar-08 A	02-May-08 A
WP 13 Southern WP West Cell				
SCB7-150	WP13 - Start Removal to NJMC	100%	05-May-09 A	
SCB7-160	WP13 - Removal to NJMC	100%	05-May-09 A	12-Aug-09 A
Excavation & Direct Load-Out of Soil				
100	Installation of Northern Sluice Gate	100%	30-Apr-07 A	18-May-07 A
105	Installation of Southern Sluice Gate	100%	21-May-07 A	27-Jun-07 A
Prep Central Excavation Area				
85	Conduct Site Cordination Meeting	100%	02-Sep-05 A	02-Sep-05 A
86	Construct Primary Dewatering Sumps (6)	100%	06-Sep-05 A	23-Sep-05 A
89	Activate Primary Dewatering Sumps	100%	23-Sep-05 A	
90	Operate Primary Dewatering Sumps	100%	23-Sep-05 A	
87	Connect Temporary Sump Discharge Header to Frac Tanks	100%	26-Sep-05 A	28-Sep-05 A
88	Connect Temporary Power to Primary Dewatering Sumps	100%	26-Sep-05 A	28-Sep-05 A
95	Construct Asphalt Storm Water Diversion Berm	100%	03-Oct-05 A	07-Oct-05 A
93	Connect Sump Discharge Header to WWTP	100%	03-Oct-05 A	07-Oct-05 A
98	Establish Traffic Patterns	100%	06-Oct-05 A	14-Oct-05 A
97	Establish Work Zones (EZ, CRZ, and Support Zone)	100%	07-Oct-05 A	14-Oct-05 A
128	Mobilize Central Excavation Area (Rejected)	100%	14-Nov-05 A	14-Nov-05 A
Excavation Tracts 1-3: Rows 7 thru AB (1CY = 1.25 Tons)				
EX1-4	Excavate Tracts 1-3 (~45,101 CY) avg/day 1119 CY	100%	03-Apr-06 A	02-Jun-06 A
A1280	Strip Asphalt & Load-Out	100%	03-Apr-06 A	16-Sep-09 A
EX55	Excavate Row 7 (~11,974 CY) avg/day 1250 CY	100%	05-Jun-06 A	14-Aug-06 A
EX05	Excavate Row 8 (~12,506 CY) avg/day 1250 CY	100%	19-Jun-06 A	14-Aug-06 A
EXR9	Excavate Row 9 (~ 12,811 CY) avg/day 1250 CY	100%	03-Jul-06 A	31-Aug-06 A
EX06	Excavate Row 10 (~13,250 CY) avg/day 1000 CY	100%	25-Jul-06 A	31-Aug-06 A
EX07	Excavate Row 11 (~13,805 CY) avg/day 1000 CY	100%	15-Aug-06 A	04-Oct-06 A
EX50	Excavate Row 12 (~ 14,481 CY) avg/day 1096 CY	100%	06-Sep-06 A	15-Nov-06 A

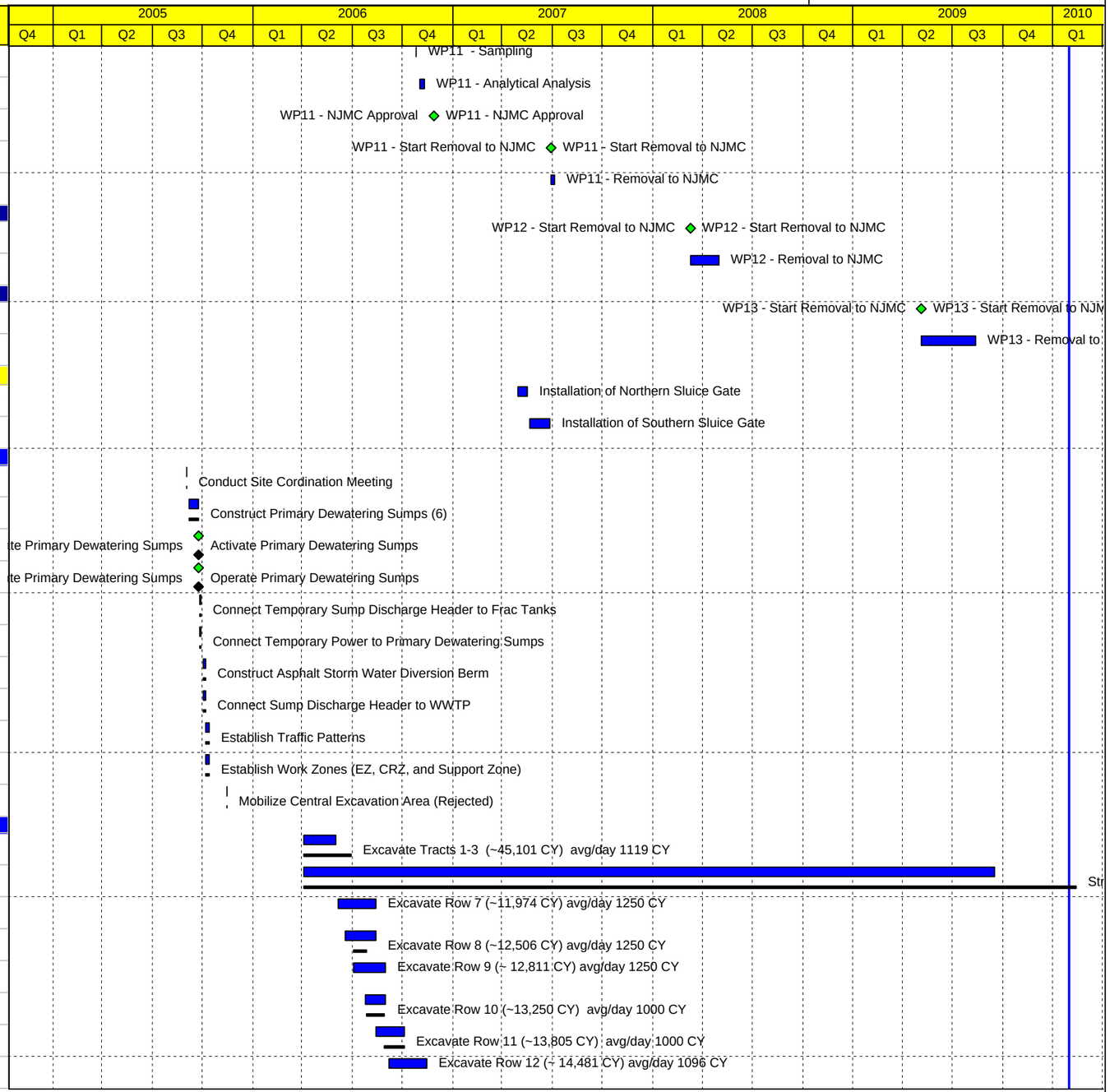

© Primavera Systems, Inc.

Master Schedule- As-Built Completion Schedule | **SA-7 Field Operations**

Activity ID	Activity Name	% Compl	Start	Finish
EX08	Excavate Row 13 (~14,714 CY) avg/day 1250 CY	100%	25-Sep-06 A	10-Oct-06 A
EX09	Excavate Row 14 (~15,192 CY) avg/day 1250 CY	100%	11-Oct-06 A	26-Oct-06 A
EX49	Final Scraping - Row 13	100%	11-Oct-06 A	20-Dec-06 A
EX10	Excavate Row 15 (~15,402 CY) avg/day 1250 CY	100%	27-Oct-06 A	13-Nov-06 A
EX59	Final Scraping - Row 14	100%	27-Oct-06 A	09-Jan-07 A
EX54	Excavate Row 16 (~ 15,258 CY) avg/day 960 CY	100%	14-Nov-06 A	30-Nov-06 A
EX60	Final Scraping - Row 15	100%	14-Nov-06 A	09-Jan-07 A
EX90	Final Scraping - Row 16	100%	01-Dec-06 A	09-Jan-07 A
EX11	Excavate Row 17 (~15,258 CY) avg/day 960 CY	100%	14-Dec-06 A	04-Jan-07 A
EX51	Final Scraping - Row 17	100%	05-Jan-07 A	31-Jan-07 A
EX12	Excavate Row 18 (~15,347 CY) avg/day 960 CY	100%	08-Jan-07 A	12-Feb-07 A
EX57	Excavate Row 19 (~ 15425 CY) avg/day 945 CY	100%	06-Feb-07 A	16-Mar-07 A
EX13	Excavate Row 20 (~15,092 CY) avg/day 850 CY	100%	19-Mar-07 A	11-Apr-07 A
EX14	Excavate Row 21 (~14,770 CY) avg/day 1135 CY	100%	26-Mar-07 A	02-May-07 A
EX15	Excavate Row 22 (~14,248 CY) avg/day 1235 CY	100%	10-Apr-07 A	21-May-07 A
EX61	Excavate Row 23 (~ 14,642 CY) avg/day 1235 CY	100%	26-Apr-07 A	06-Jun-07 A
EX16	Excavate Row 24 (~14,659 CY) avg/day 1235 CY	100%	21-May-07 A	02-Jul-07 A
EX17	Excavate Row 25 (~14,975 CY) avg/day 1235 CY	100%	06-Jun-07 A	05-Jul-07 A
EX18	Excavate Row 26 (~15,169 CY) avg/day 1235 CY	100%	25-Jun-07 A	21-Aug-07 A
EX75	Excavate Row 27 (~ 15,280 CY) avg/day 985 CY	100%	13-Jul-07 A	21-Sep-07 A
EX19	Excavate Row 28 (~16,146 CY) avg/day 985 CY	100%	08-Aug-07 A	08-Oct-07 A
EX20	Excavate Row 29 (~16,229 CY) avg/day 985 CY	100%	27-Aug-07 A	08-Oct-07 A
EX68	Excavate Row 30 (~ 16,201 CY) avg/day 985 CY	100%	17-Sep-07 A	02-Nov-07 A
EX69	Drainage Ditch Excavation	100%	24-Sep-07 A	28-Sep-07 A
EX21	Excavate Row 31 (~16,451 CY) avg/day 985 CY	100%	25-Oct-07 A	30-Nov-07 A
EX70	Excavate Row 32 (~ 16,634 CY) avg/day 985 CY	100%	05-Nov-07 A	18-Dec-07 A
EX22	Excavate Row 33 (~16,845 CY) avg/day 885 CY	100%	27-Nov-07 A	18-Jan-08 A
EX23	Excavate Row 34 (~16,451 CY) avg/day 885 CY	100%	19-Dec-07 A	27-Feb-08 A
EX73	Excavate Row 35 (~16,446 CY) avg/day 885 CY	100%	27-Dec-07 A	12-Mar-08 A
EX24	Excavate Row 36 (~15,985 CY) avg/day 885 CY	100%	22-Jan-08 A	12-Mar-08 A
EX85	Excavate Row 37 (~16,340 CY) avg/day 885 CY	100%	18-Feb-08 A	08-Apr-08 A
EX25	Excavate Row 38 (~16,096 CY) avg/day 885 CY	100%	10-Mar-08 A	28-Apr-08 A
EX77	Excavate Row 39 (~15,941 CY) avg/day 1235 CY	100%	24-Mar-08 A	28-Apr-08 A



Actual Work ◆ Baseline Milestone
Primary Baseline ◆ Milestone

TASK filter: All Activities

© Primavera Systems, Inc.

Activity ID	Activity Name	% Compl	Start	Finish
EX26	Excavate Row 40 (~13,610 CY) avg/day 1235 CY	100%	15-Apr-08 A	20-Jul-09 A
EX80	Excavate Row D (~8,370 CY) avg/day 1235 CY	100%	28-Apr-08 A	27-Jun-08 A
EX28	Excavate Row E (~6,337 CY) avg/day 1235 CY	100%	30-Apr-08 A	27-Jun-08 A
EX29	Excavate Row G (~12,947 CY) avg/day 1235 CY	100%	15-May-08 A	22-Jul-08 A
EX82	Excavate Row F (~13,785 CY) avg/day 1235 CY	100%	15-May-08 A	22-Jul-08 A
EX30	Excavate Row H (~16,490 CY) avg/day 1235 CY	100%	14-Jul-08 A	11-Aug-08 A
EX95	Excavate Row J (~16,179 CY) avg/day 1235 CY	100%	21-Jul-08 A	19-Aug-08 A
EX31	Excavate Row K (~16,601 CY) avg/day 1235 CY	100%	04-Aug-08 A	29-Sep-08 A
EX115	Excavate Row L (~17,012 CY) avg/day 1235 CY	100%	21-Aug-08 A	13-Oct-08 A
EX32	Excavate Row M (~17,467 CY) avg/day 1235 CY	100%	26-Aug-08 A	17-Nov-08 A
EX33	Excavate Row N (~17,300 CY) avg/day 1235 CY	100%	07-Oct-08 A	04-Dec-08 A
EX34	Excavate Row P (~17,666 CY) avg/day 1090 CY	100%	27-Oct-08 A	27-Jan-09 A
EX35	Excavate Row Q (~17,933 CY) avg/day 945 CY	100%	31-Oct-08 A	13-Feb-09 A
EX36	Excavate Row R (~17,783 CY) avg/day 945 CY	100%	25-Nov-08 A	27-Feb-09 A
EX37	Excavate Row S (~18,199 CY) avg/day 945 CY	100%	08-Jan-09 A	16-Mar-09 A
EX38	Excavate Row T (~18,371 CY) avg/day 945 CY	100%	26-Jan-09 A	24-Apr-09 A
EX39	Excavate Row U (~18,177 CY) avg/day 945 CY	100%	20-Feb-09 A	30-Apr-09 A
EX40	Excavate Row V (~17,910 CY) avg/day 1235 CY	100%	19-Mar-09 A	23-Jun-09 A
EX43	Excavate Section W-X-Y-Z-AA-AB: 44 (~21,280 CY) avg/day 1175 CY	100%	15-Apr-09 A	20-Jul-09 A
EX245	Excavate Section W-X-Y-Z-AA-AB: 43 (~26,447 CY) avg/day 1175 CY	100%	15-Apr-09 A	20-Jul-09 A
EX44	Excavate Section W-X-Y-Z-AA-AB: 42 (~25,713 CY) avg/day 1175 CY	100%	15-Apr-09 A	18-Aug-09 A
EX45	Excavate Section W-X-Y-Z-AA-AB: 41 (~29,935 CY) avg/day 1175 CY	100%	15-Apr-09 A	16-Sep-09 A
Excavation - Bulkhead				
BH100	Preparation Work Plans	100%	26-Jun-07 A	29-Jun-07 A
Mobilization				
BH120	Mark out truck route in Field	100%	06-Jul-07 A	06-Jul-07 A
BH140	Open southwest storm water outfall	100%	24-Jul-07 A	24-Jul-07 A
BH150	Divert storm water flow to the SW and south-central outfalls	100%	24-Jul-07 A	25-Jul-07 A
BH130	Storm water control berm construction	100%	07-Aug-07 A	08-Aug-07 A
Construct and Maintain Drainage Pit				
BH160	Construct and Maintain Drainage Pit	100%	24-Jul-07 A	04-Dec-08 A
BH250	Construct and Maintain Drainage Pit -South Platform	100%	04-Dec-08 A	22-Apr-09 A
Excavation of QC zones 1-8				
BH170	Begin Excavation of QC zones 1-8 (3600 cyds)	100%	04-Sep-07 A	14-Nov-07 A
BH210	Perform associated confirmation sampling for each QC zone	100%	05-Sep-07 A	14-Nov-07 A

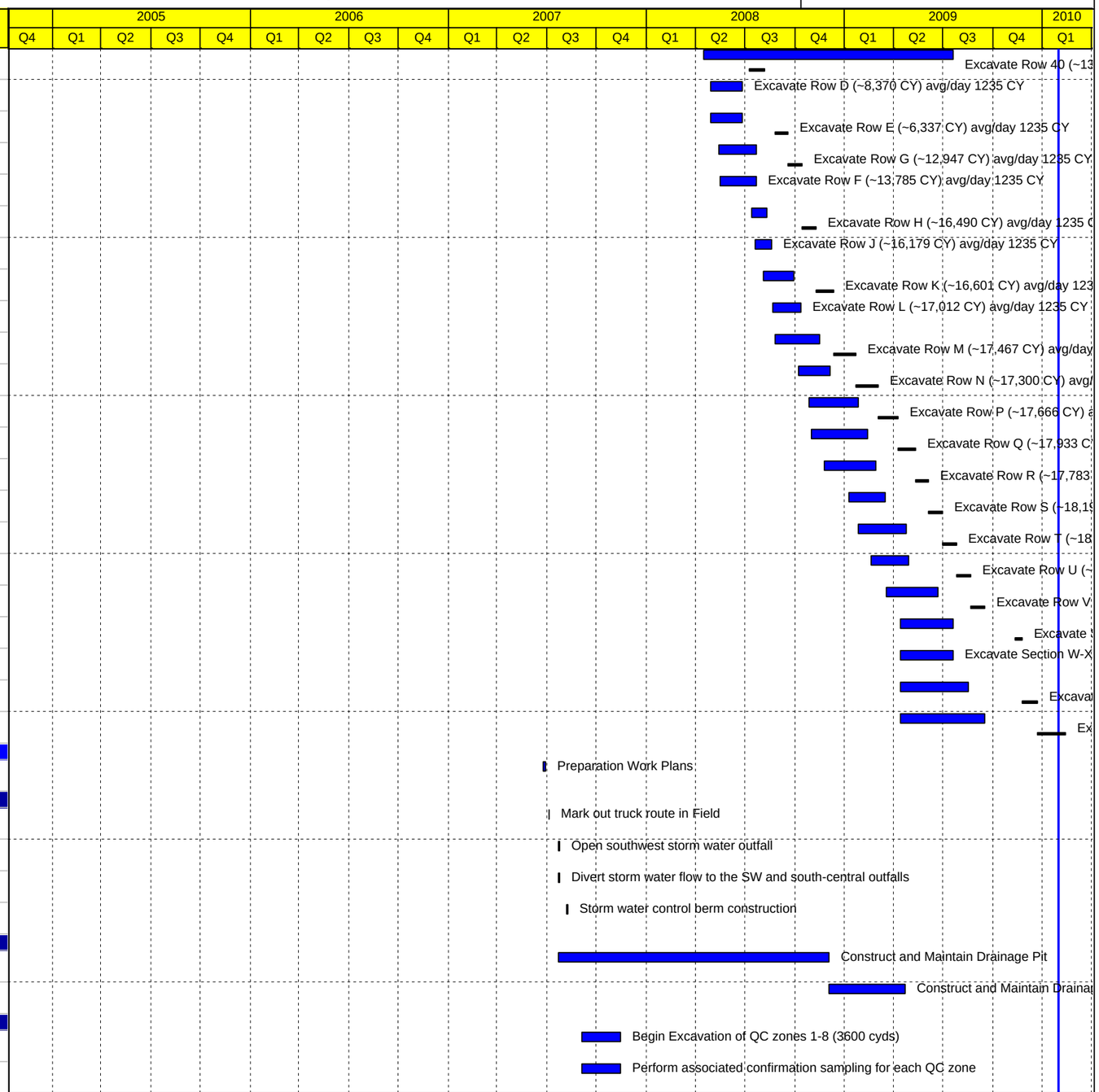

Actual Work ◆ Baseline Milestone
Primary Baseline ◆ Milestone

TASK filter: All Activities

© Primavera Systems, Inc.

Master Schedule- As-Built Completion Schedule | **SA-7 Field Operations**

Activity ID	Activity Name	% Compl	Start	Finish
BH180	Close south central outfall during excavation	100%	24-Sep-07 A	27-Sep-07 A
BH190	Open the Northwest outfall during excavation	100%	01-Oct-07 A	05-Oct-07 A
BH220	Weep hole repairs	100%	01-Oct-07 A	15-Nov-07 A
Backfill zone 1-8				
BH240	Backfill placement of QC zones 1-8	100%	01-Oct-07 A	05-Feb-08 A
BH260	Asphalt placement	100%	14-Dec-09 A	18-Dec-09 A
Excavation of QC zones 9-11				
BH270	Perform associated confirmation sampling for QC zone 9-11	100%	28-Nov-07 A	17-Jan-08 A
BH230	Begin Excavation of QC zones 9-11 (1400 cyds)	100%	28-Nov-07 A	17-Jan-08 A
BH300	Weep hole repairs	100%	30-Nov-07 A	17-Jan-08 A
BH200	Southwest outfall - Closed	100%	01-May-09 A	03-Dec-09 A
Bulk head Sheet Pile Cutting				
030	Bulk head sheet pile cutting	100%	20-Nov-09 A	03-Dec-09 A
Backfill zone 9-11				
BH310	Backfill placement of QC zones 9-11	100%	01-Feb-08 A	05-Feb-08 A
Demobilization				
BH320	Open Northwest outfall	100%	01-May-09 A	03-Dec-09 A
Backfill Tracts 1-3: Rows 7 thru AB (within 18 inches of final grade)				
BF01	Backfill Tracts 1-3 & Row 7	100%	31-May-06 A	30-Jan-07 A
150	Install Underdrainage System	100%	14-Jul-06 A	11-Dec-09 A
BF06	Backfill Rows 8-15	100%	31-Jan-07 A	12-Sep-07 A
BF11	Backfill Rows 16-22	100%	01-Oct-07 A	15-Apr-08 A
BF16	Backfill Rows 23-30	100%	16-Apr-08 A	21-Oct-08 A
BF21	Backfill Rows 31-40	100%	02-Sep-08 A	09-Oct-09 A
BF26	Backfill Rows D-J	100%	02-Sep-08 A	30-Mar-09 A
BF31	Backfill Rows K-Q	100%	10-Nov-08 A	03-Aug-09 A
BF36	Backfill Rows R-V	100%	30-Apr-09 A	13-Oct-09 A
BF41	Backfill Section 44	100%	08-Jul-09 A	18-Dec-09 A
BF51	Backfill Section 43	100%	16-Jul-09 A	18-Dec-09 A
BF61	Backfill Section 42	100%	03-Dec-09 A	18-Dec-09 A
BF71	Backfill Section 41	100%	03-Dec-09 A	18-Dec-09 A
Final Cover Tracts 1-3: Rows 7 thru AB Stone and Asphalt				
cvr1-5	Final Cover Tracts 1-3 & Rows 7 thru 9	100%	02-Jul-07 A	16-Jul-07 A
cvr6-10	Final Cover Rows 10-14	100%	17-Jul-07 A	14-Aug-07 A
cvr11-15	Final Cover Rows 15-22	100%	05-May-08 A	16-May-08 A
cvr16-20	Final Cover Rows 23-30	100%	19-May-08 A	31-Oct-08 A

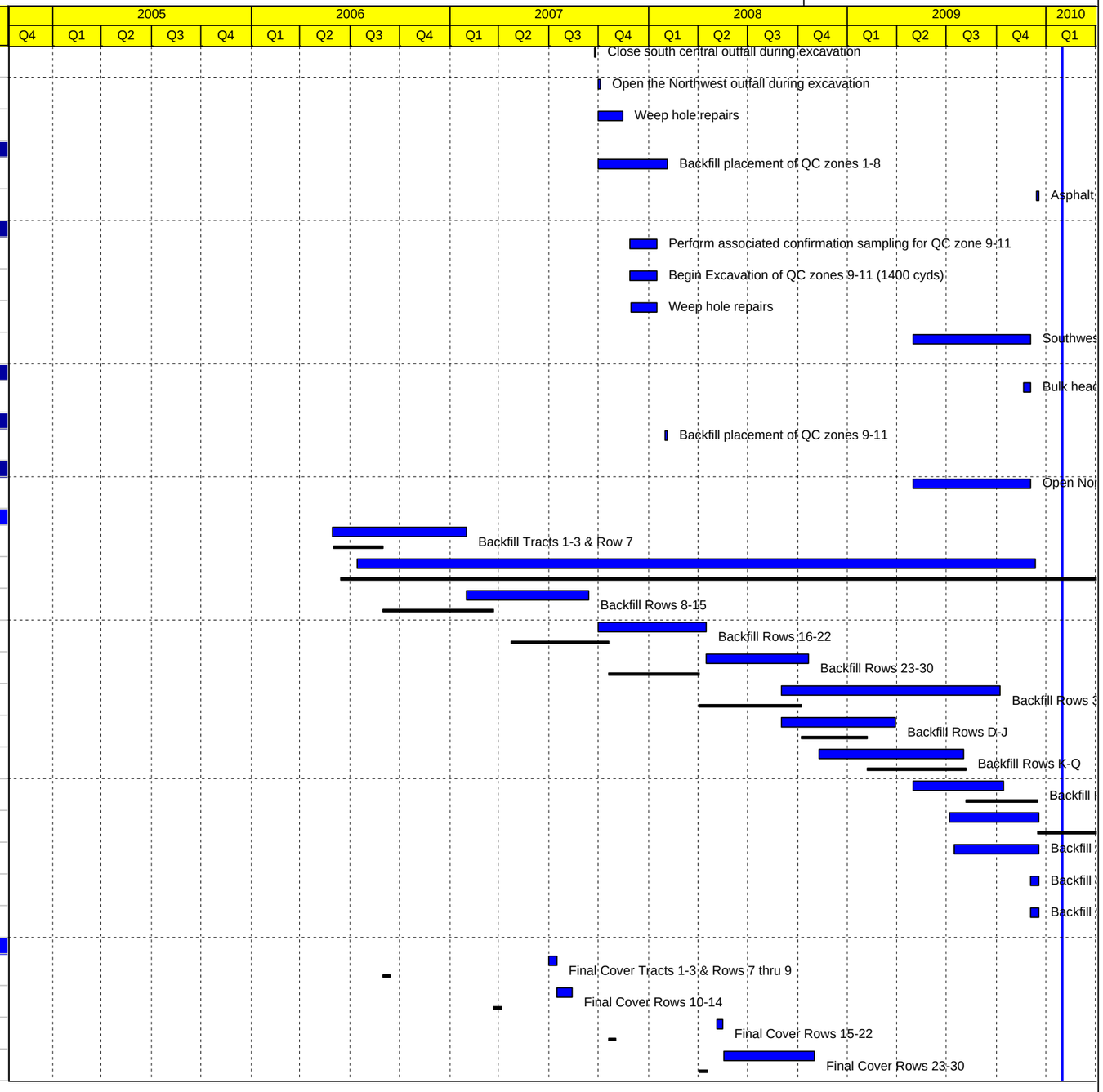

Actual Work ◆ Baseline Milestone
Primary Baseline ◇ Milestone

TASK filter: All Activities

© Primavera Systems, Inc.

Activity ID	Activity Name	% Compl	Start	Finish
cvr-26-30	Final Cover Rows D-J	100%	31-Mar-09 A	01-Dec-09 A
cvr31-35	Final Cover Rows K-Q	100%	01-Dec-09 A	11-Dec-09 A
cvr36-40	Final Cover Rows R-V	100%	01-Dec-09 A	18-Dec-09 A
cvr21-25	Final Cover Rows 31-40	100%	14-Dec-09 A	23-Dec-09 A
cvr-41-45	Final Cover Section 44	100%	14-Dec-09 A	31-Dec-09 A
cvr-41-55	Final Cover Section 43	100%	14-Dec-09 A	31-Dec-09 A
cvr-41-65	Final Cover Section 42	100%	04-Jan-10 A	15-Jan-10 A
cvr-41-75	Final Cover Section 41	100%	04-Jan-10 A	15-Jan-10 A
Perimeter Pools				
East Perimeter				
00	Perimeter pool E1 - end date indefinite	100%	15-Mar-08 A	29-Jan-10 A
110	Perimeter pool E2 - end date indefinite	100%	15-Mar-08 A	29-Jan-10 A
North Perimeter				
010	Perimeter pool N1 - end date indefinite	100%	07-May-09 A	29-Jan-10 A
120	Perimeter pool N2 - end date indefinite	100%	07-May-09 A	29-Jan-10 A
180	Perimeter pool N3 - end date indefinite	100%	28-Sep-09 A	29-Jan-10 A
200	Perimeter pool N4 - end date indefinite	100%	04-Jan-10 A	29-Jan-10 A
Southern Perimeter				
020	Perimeter pool S1 - end date indefinite	100%	26-Apr-08 A	29-Jan-10 A
210	Perimeter pool S2 - end date indefinite	100%	02-Nov-09 A	29-Jan-10 A
220	Perimeter pool S3 - end date indefinite	100%	04-Jan-10 A	29-Jan-10 A
230	Perimeter pool S4 - end date indefinite	100%	04-Jan-10 A	29-Jan-10 A
Deep Groundwater Remedy Implementation				
1000	Submit Proposal	100%	03-Apr-08 A	
1010	Proposal Review & Contract Negotiation	100%	03-Apr-08 A	19-May-08 A
1020	Notice to Proceed	100%	20-May-08 A	
1030	Prepare Workplans, Permits & Submittals	100%	20-May-08 A	01-Jul-08 A
1280	Long Lead Time Item Procurement	100%	21-May-08 A	25-Aug-08 A
1040	HDPE Pipe Fabrication	100%	22-May-08 A	30-Jun-08 A
1060	Electrical & Instrumentation Procurement	100%	22-May-08 A	15-Aug-08 A
1270	Treatment Bldg Equipment & Pipe Procurement	100%	22-May-08 A	03-Nov-08 A
1260	Construction Meeting	100%	12-Jun-08 A	
1130	Mobilize Personnel & Equipment	100%	16-Jun-08 A	17-Jun-08 A
1160	Project Surveying	100%	16-Jun-08 A	08-Aug-08 A
1250	Project Management	100%	16-Jun-08 A	31-Dec-08 A

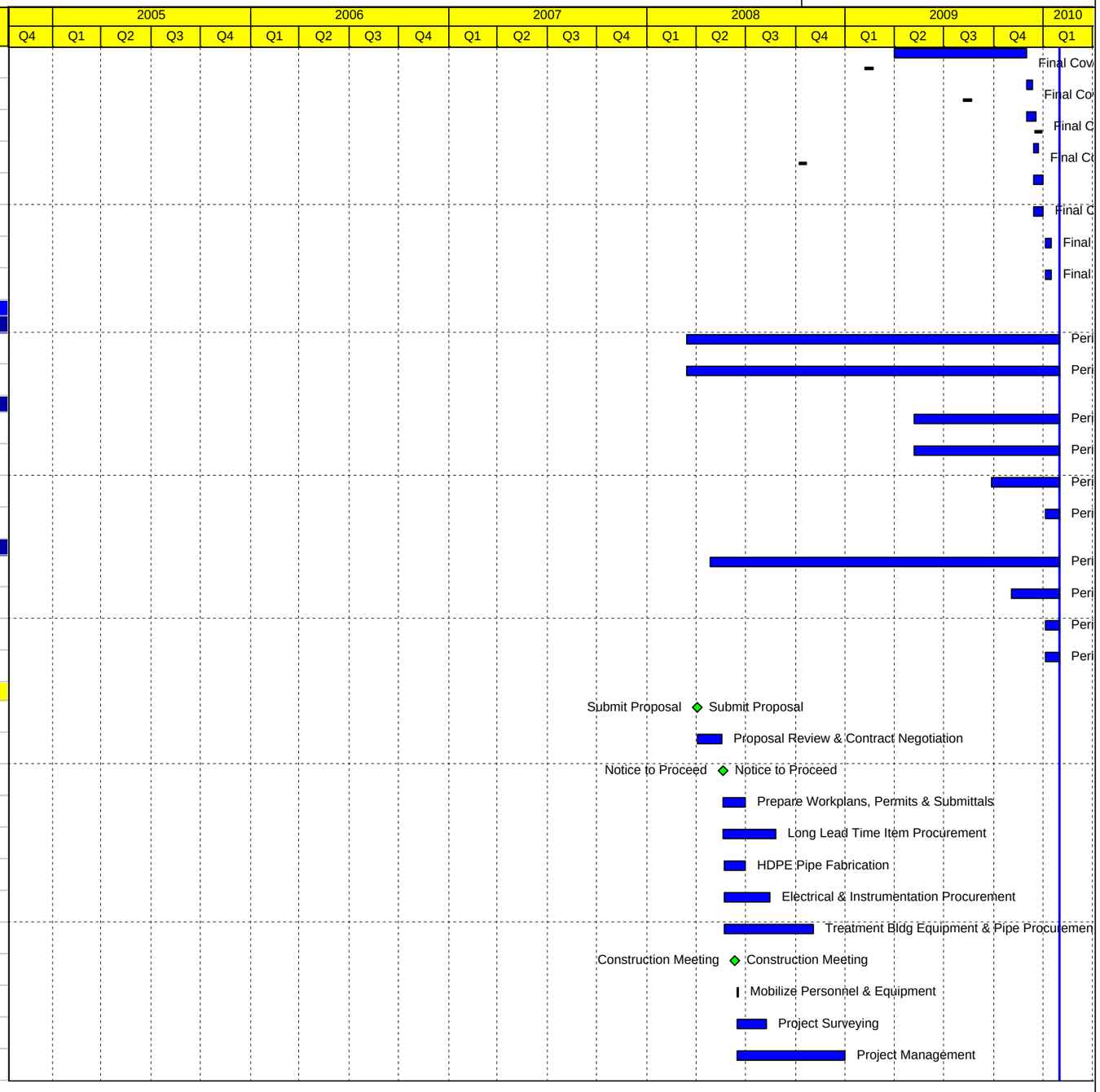

Actual Work ◆ Baseline Milestone
Primary Baseline ◆ Milestone

TASK filter: All Activities

© Primavera Systems, Inc.

Activity ID	Activity Name	% Compl	Start	Finish
1110	Site Preparation	100%	17-Jun-08 A	25-Jun-08 A
1120	Install E&S Controls	100%	25-Jun-08 A	30-Jun-08 A
1440	HDPE Pipe & Fittings Shipment	100%	01-Jul-08 A	03-Jul-08 A
1210	Install Concrete Pads for Traffic Box	100%	02-Jul-08 A	02-Jul-08 A
1330	Install Force Mains & Appurtenances	100%	03-Jul-08 A	07-Nov-08 A
1340	Backfill, Compact & Restore	100%	03-Jul-08 A	07-Nov-08 A
1050	HDPE Pipe Delivery	100%	07-Jul-08 A	
1070	Installation of Force Mains & Appurtenances	100%	07-Jul-08 A	22-Aug-08 A
1100	Backfill, Compact & Restore	100%	07-Jul-08 A	29-Aug-08 A
1180	Extraction Well - Electrical & Distribution Work	100%	17-Jul-08 A	21-Aug-08 A
1090	Pump & Pitless Adaptor Installation	100%	28-Jul-08 A	22-Aug-08 A
1300	Effluent Tank Delivery & Install (Others)	100%	04-Aug-08 A	08-Aug-08 A
1430	30 Day Notification to DiFeo (9/22 Start)	100%	11-Aug-08 A	
1320	Site Prep - Sawcut, Asphalt Removal, E&S, Etc.	100%	01-Sep-08 A	03-Nov-08 A
1360	Extraction Wells - Electrical & Distribution	100%	08-Sep-08 A	07-Nov-08 A
1220	Effluent Tank Upgrades	100%	12-Sep-08 A	19-Sep-08 A
1410	Surveying	100%	23-Sep-08 A	03-Nov-08 A
1140	Install Vault @ Treatment Building	100%	03-Nov-08 A	03-Nov-08 A
1170	Treatment Plant PVC Plumbing	100%	03-Nov-08 A	03-Nov-08 A
1310	Install Concrete Pads for Traffic Boxes	100%	03-Nov-08 A	03-Nov-08 A
1370	Finalize Pump Connections	100%	03-Nov-08 A	03-Nov-08 A
1150	Finalize Pump Connection	100%	03-Nov-08 A	07-Nov-08 A
1200	Heat Trace Installation	100%	03-Nov-08 A	07-Nov-08 A
1350	Pump & Pitless Adaptor Installation	100%	03-Nov-08 A	07-Nov-08 A
1190	Treatment Bldg - Electrical & Instrumentation	100%	03-Nov-08 A	13-Nov-08 A
1290	DiFeo Property Access	100%	03-Nov-08 A	26-Dec-08 A
1080	Final Pressure Testing of Pipe	100%	06-Nov-08 A	10-Nov-08 A
1420	Project Management	100%	01-Dec-08 A	31-Dec-08 A
1230	Startup & Test	100%	11-Dec-08 A	15-Dec-08 A
1240	Demobilization & Project Closeout	100%	16-Dec-08 A	31-Dec-08 A
M-DG	Deep Groundwater Remedy Implementation Complete	100%		31-Dec-08 A
Demobilization				
153	Decontamination & Removal of Equipment	100%	04-Jan-10 A	29-Jan-10 A

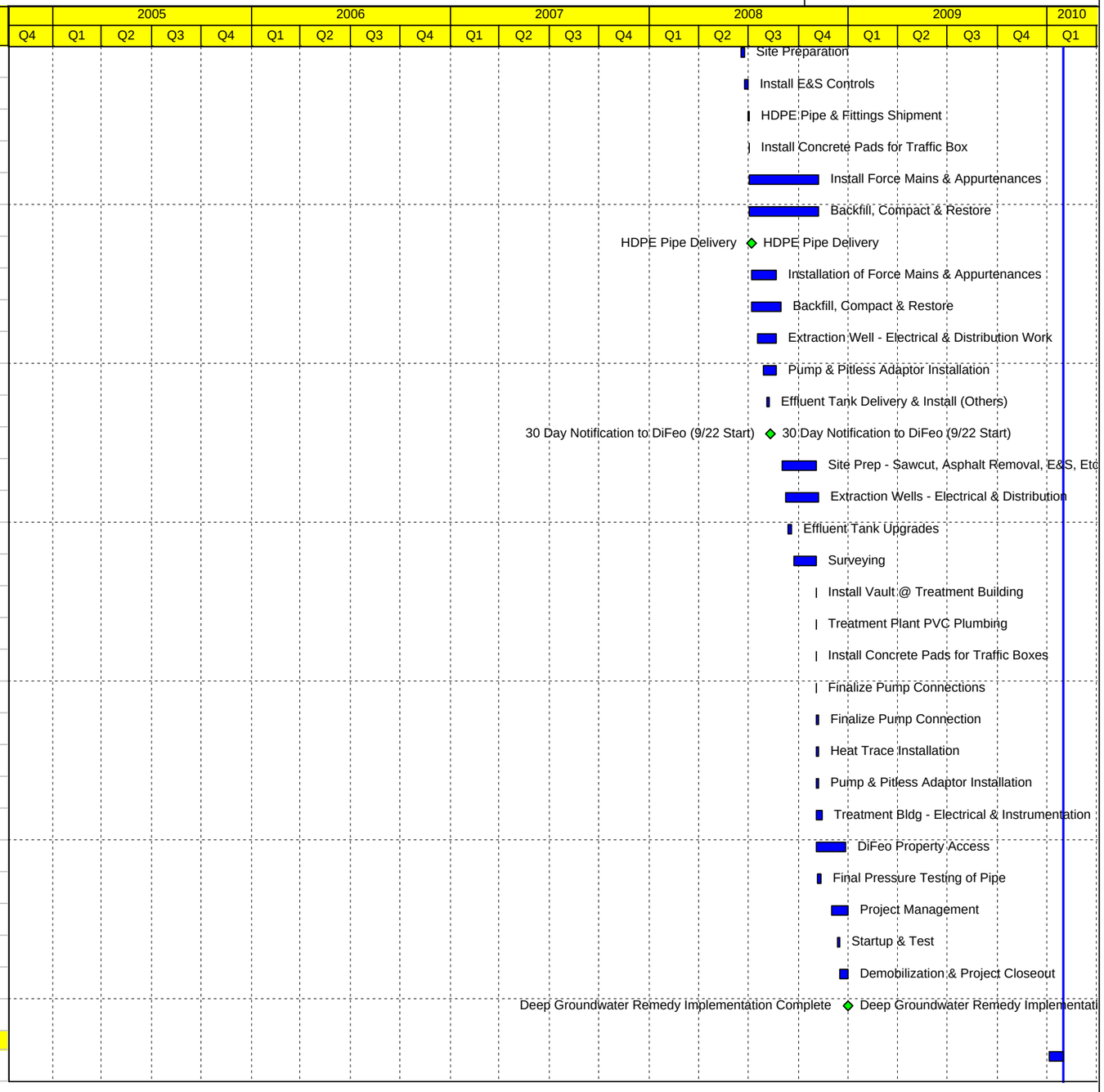

© Primavera Systems, Inc.

Activity ID	Activity Name	% Compl	Start	Finish
154	Entact Demobilized	100%		29-Jan-10 A
Contract 7 - TSDF B				
57	Issue RFP	100%	28-Mar-05 A	28-Mar-05 A
58	Bids Due	100%	21-Apr-05 A	21-Apr-05 A
59	Contract Award	100%	13-Jun-05 A	13-Jun-05 A
Work Plan Submittal, Review, and Approval				
Health & Safety Plan				
63	Submittal	100%	16-Jun-05 A	03-Aug-05 A
64	Review	100%	16-Jun-05 A	05-Aug-05 A
65	Approved	100%	08-Aug-05 A	08-Aug-05 A
Emergency Spill Response Plan				
67	Emerg Spill Response Plan -Submittal	100%	16-Jun-05 A	03-Aug-05 A
68	Emerg Spill Response Plan -Review	100%	17-Jun-05 A	15-Aug-05 A
69	Emerg Spill Response Plan -Approved	100%	09-Sep-05 A	
Transportation Security Plan				
71	Trans Security Plan -Submittal	100%	15-Jun-05 A	15-Aug-05 A
72	Trans Security Plan -Review	100%	16-Jun-05 A	15-Aug-05 A
73	Trans Security Plan -Approved	100%		09-Sep-05 A
Spill Preparedness and Prevention Plan				
75	Spill Prepare & Prevent Plan -Submittal	100%	16-Jun-05 A	12-Aug-05 A
76	Spill Prepare & Prevent Plan -Review	100%	17-Jun-05 A	15-Aug-05 A
77	Spill Prepare & Prevent Plan - Approved	100%	10-Oct-05 A	11-Oct-05 A
TSDF Transportation Plan				
79	TSDF Transportation Plan -Submittal	100%	16-Jun-05 A	12-Aug-05 A
80	TSDF Transportation Plan -Review	100%	17-Jun-05 A	15-Aug-05 A
81	TSDF Transportation Plan -Approved	100%		09-Sep-05 A
Transport, Treatment, and Disposal of Soil				
83	Transport, Treatment, and Disposal of Soil	100%	13-Jun-05 A	16-Sep-09 A
Bowling Alley Demolition				
D010	Pre-bid meeting	100%	13-Nov-06 A	13-Nov-06 A
D110	Contract Award - Bowling Alley Demo	100%		18-Dec-06 A
D020	Asbestos Removal 10 Day Notice to State	100%	02-Jul-07 A	
D030	Notice to Neighbors	100%	23-Jul-07 A	23-Jul-07 A
D090	Terminate Telephone, Electric and Gas	100%	31-Aug-07 A	04-Sep-07 A
D040	Obtain Certification of Termination - Sewer(JCMUA) & Water(United Water)	100%	01-Oct-07 A	01-Oct-07 A
D050	Demolition Permit	100%	02-Jan-08 A	
D070	Building Demolition	100%	14-Jan-08 A	26-Feb-08 A

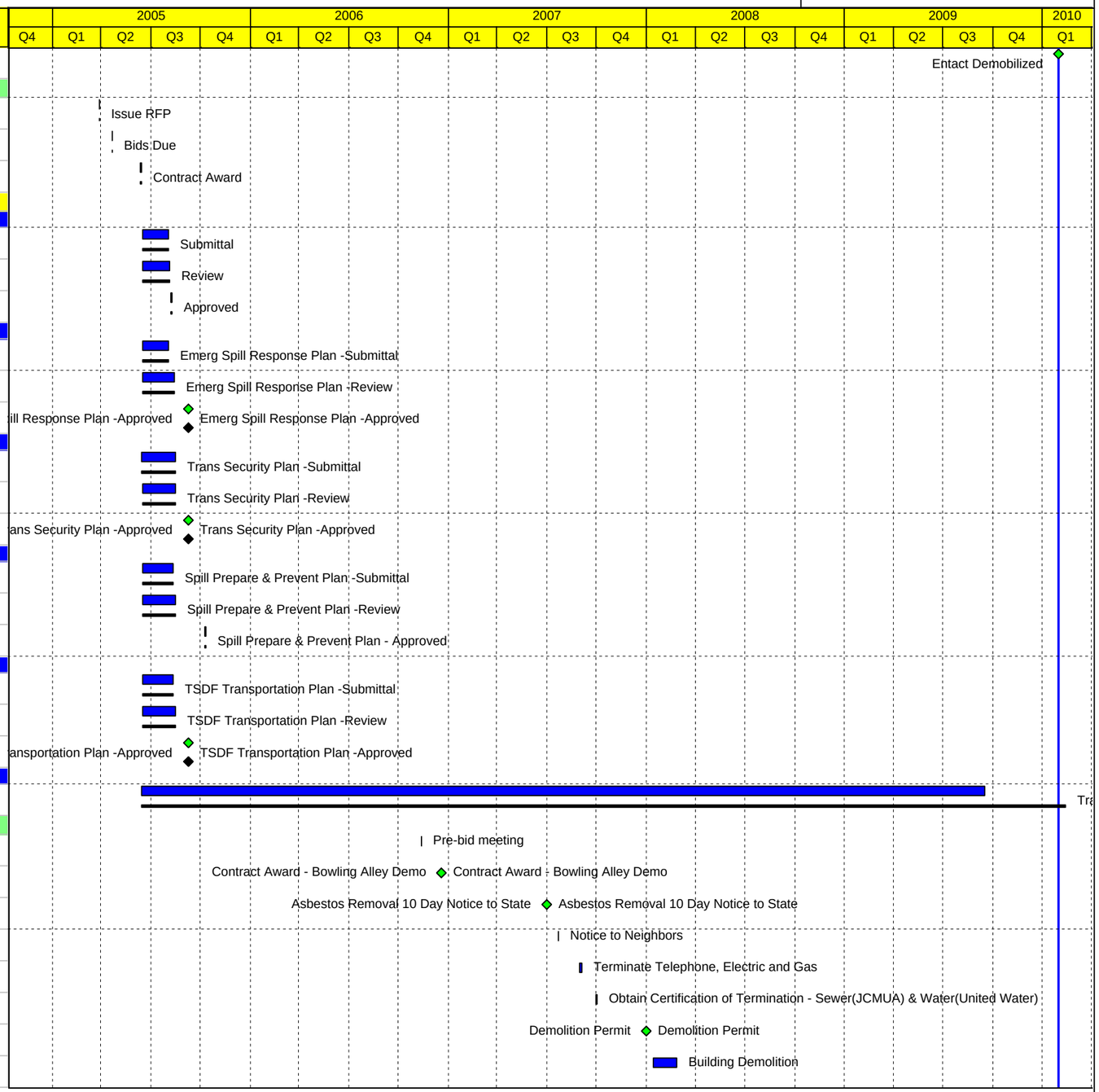

Actual Work ◆ Baseline Milestone
Primary Baseline ◆ Milestone

© Primavera Systems, Inc.

Master Schedule- As-Built Completion Schedule | **SA-7 Field Operations**

Activity ID	Activity Name	% Compl	Start	Finish
D100	Building Demolition Cleanup	100%	27-Feb-08 A	07-Mar-08 A
D080	Building Demolition - Complete	100%		07-Mar-08 A

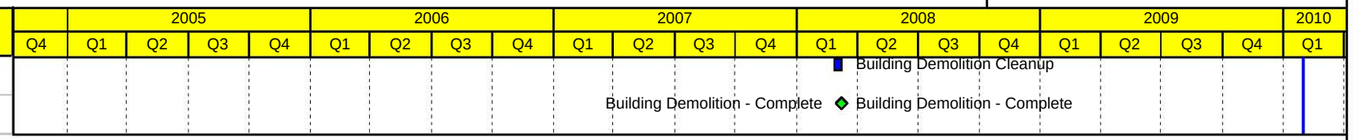

© Primavera Systems, Inc.